

Buletin Statistik Perdagangan Luar Negeri  
*Foreign Trade Statistical Bulletin*

## **EKSPOR /EXPORTS**

ISSN : 0216-5775

No. Publikasi / *Publication Number* : 06110.0904

Katalog BPS / *BPS Catalogue*: 8202002

Ukuran Buku / *Book Size* : 21 Cm X 29 Cm

Jumlah Halaman / *Total Pages* : 100 Halaman / *Pages*

Naskah / *Manuscript* :

Bagian Statistik Ekspor

*Export Statistics Division*

Gambar Kulit / *Cover Design* :

Bagian Statistik Ekspor

*Export Statistics Division*

Diterbitkan oleh / *Published by* :

Badan Pusat Statistik, Jakarta - Indonesia

*CBS, Indonesia*

Dicetak oleh / *Printed by* :

CV Sari Intan Perdana

Boleh dikutip dengan menyebut sumbernya

*May be cited with reference to the source*

## KATA PENGANTAR

Buletin Statistik Perdagangan Luar Negeri Ekspor yang diterbitkan secara bulanan memuat data ekspor menurut sektor, Perkembangan ekspor komoditi pertanian, Perkembangan ekspor komoditi industri, Perkembangan ekspor komoditi pertambangan dan Perkembangan ekspor Indonesia menurut komoditi dan negara tujuan secara kumulatif dari Januari sampai bulan berjalan.

Buletin ini juga menyajikan ulasan singkat tentang perbandingan, pertumbuhan dan peranan serta data pokok yang cukup menonjol atau yang mengalami perubahan yang signifikan. Diharapkan dengan adanya informasi semacam ini, para pengguna data ekspor dapat melihat dan mengikuti perkembangan ekspor secara garis besar.

Kepada para pengguna data, saran dan kritik yang bersifat konstruktif demi penyempurnaan publikasi ini, sangat diharapkan. Dengan demikian usaha BPS untuk meningkatkan pelayanan dan pemasyarakatan statistik (khususnya data Statistik Ekspor) dapat dilaksanakan secara baik dan berkesinambungan.

Jakarta, April 2010

BADAN PUSAT STATISTIK

KEPALA,

**DR. Rusman Heriawan**

NIP. 340003999

## **ISI / CONTENT**

Halaman / Page

Kata Pengantar / <i>Preface</i> .....	iii
Isi / <i>Content</i> .....	iv
Ringkasan / <i>Highlight</i> .....	v - xiv

### **Jilid / Volume**

Tabel 1. Ringkasan Perkembangan Ekspor Indonesia .....	1
Tabel 2. Perkembangan Ekspor Komoditi Pertanian .....	1
Tabel 3. Perkembangan Ekspor Komoditi Industri .....	2
Tabel 4. Perkembangan Ekspor Komoditi Pertambangan .....	4
Tabel 5. Perkembangan Ekspor Indonesia Menurut Komoditi dan Negara Tujuan .....	5

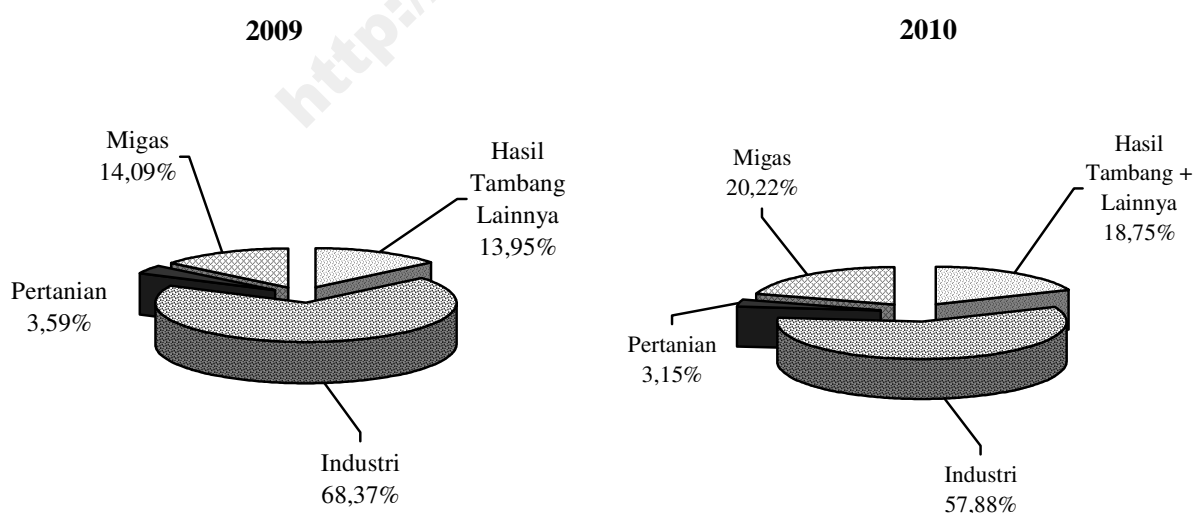
## RINGKASAN

Ekspor Indonesia pada periode Januari 2010 mencapai nilai US\$ 11 595,9 juta dengan volume 43 728,0 ribu ton, yang terdiri dari US\$ 2 344,9 juta hasil ekspor minyak dan gas bumi dan US\$ 9 251,0 juta hasil ekspor komoditi non migas.

Dibandingkan periode yang sama tahun 2009, nilai ekspor naik US\$ 4 315,8 juta, karena adanya peningkatan ekspor non migas senilai US\$ 2 996,4 juta dan dari kelompok migas juga mengalami peningkatan sebesar US\$ 1 319,4 juta atau

naik 128,66 persen dibanding periode yang sama tahun sebelumnya. Dengan demikian, diperlihatkan bahwa penerimaan dari sektor migas masih bisa diharapkan, karena perkembangan harga di pasaran internasional menunjukkan perkembangan yang fluktuatif. Bulan Januari 2010 harga minyak mentah Indonesia US\$ 77,33 per barelnya, naik sebesar US\$ 35,44 per barel dibandingkan bulan Januari 2009.

Grafik 1 : PERBANDINGAN NILAI EKSPOR INDONESIA PADA JANUARI 2009 & 2010

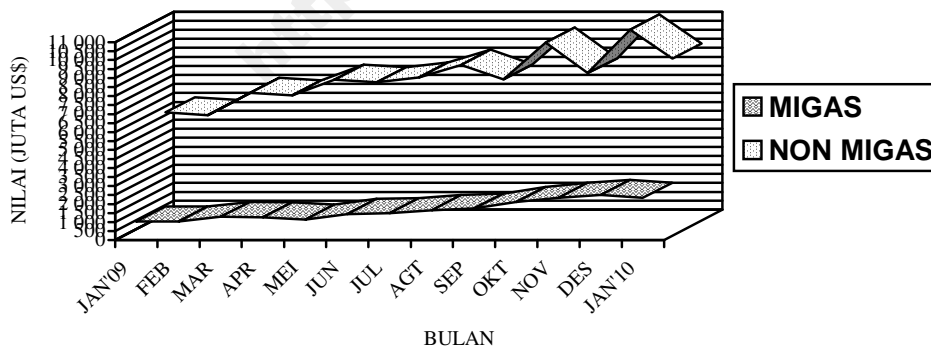


Pada Grafik 1 ditampilkan perbandingan nilai ekspor selama Periode Januari 2009 dan 2010. Sedangkan trend perkembangannya dari bulan Januari 2009 sampai dengan Januari 2010 disajikan pada Grafik 2, 3, dan 4. Nilai ekspor kelompok migas pada Januari 2009 senilai US\$ 1 025,5 juta yang terdiri dari minyak mentah, hasil minyak dan gas masing-masing senilai US\$ 373,2 juta, US\$ 149,8 juta, dan US\$ 502,5 juta. Sedangkan pada Januari 2010 nilai untuk kelompok migas

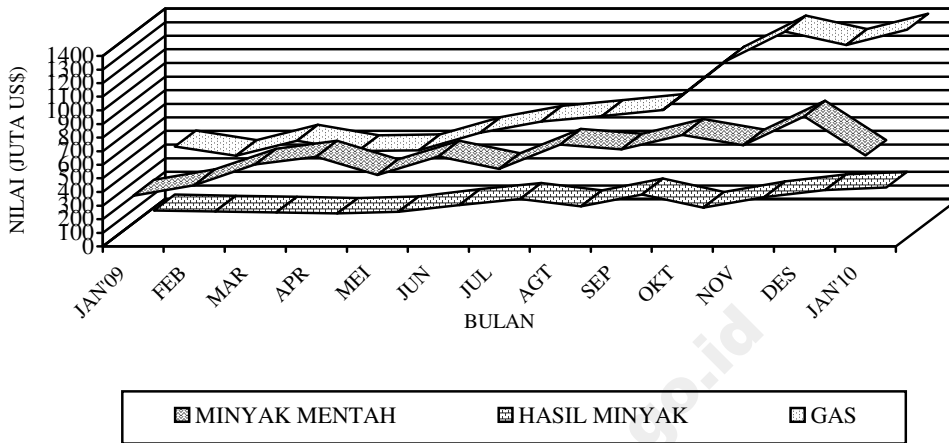
masing-masing sebesar US\$ 667,1 juta, US\$ 315,9 juta dan US\$ 1 362,0 juta.

Nilai ekspor untuk kelompok non migas yang terdiri dari hasil pertanian, industri serta hasil tambang dan lainnya pada bulan Januari 2009 masing-masing US\$ 261,6 juta, US\$ 7 977,6 juta, dan US\$ 1 015,3 juta. Sementara itu pada periode Januari 2010 masing-masing mencapai US\$ 364,7 juta, US\$ 6 712,2 juta, dan US\$ 2 174,2 juta.

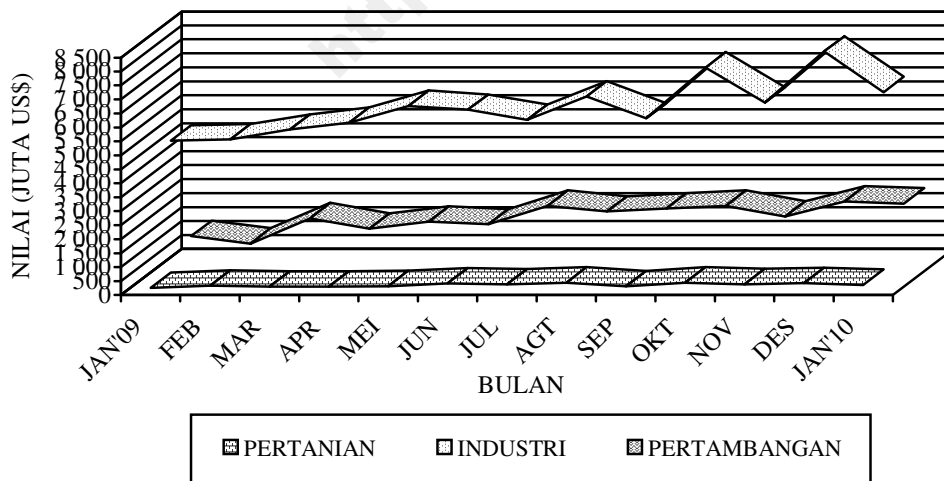
**Grafik 2 : PERKEMBANGAN NILAI EKSPOR MIGAS DAN NON MIGAS SELAMA JANUARI 2009 SAMPAI DENGAN JANUARI 2010**



**Grafik 3 : PERKEMBANGAN NILAI EKSPOR KOMODITI MIGAS  
SELAMA JANUARI 2009 SAMPAI DENGAN JANUARI 2010**



**Grafik 4 : PERKEMBANGAN NILAI EKSPOR KOMODITI NON MIGAS  
SELAMA JANUARI 2009 SAMPAI DENGAN JANUARI 2010**



**Tabel A. RINGKASAN EKSPOR NON MIGAS INDONESIA  
(JUTA US\$)**

<b>Tahun dan Bulan</b>	<b>Hasil sektor pertanian</b>	<b>Hasil sektor industri</b>	<b>Hasil sektor tambang</b>	<b>Total</b>
<b>[1]</b>	<b>[2]</b>	<b>[3]</b>	<b>[4]</b>	<b>[6]</b>
2008				
Januari	318,8	7 609,5	1 019,5	8 947,7
Pebruari	306,5	6 930,2	927,6	8 164,5
Maret	334,0	7 870,6	1 037,1	9 241,7
April	376,5	6 861,3	1 202,8	8 440,5
Mei	404,2	8 041,7	1 238,9	9 684,7
Juni	459,2	8 162,3	1 201,9	9 823,5
Juli	450,2	7 707,8	1 487,2	9 645,3
Agustus	417,3	7 647,9	1 445,3	9 510,5
September	423,0	8 118,6	1 280,1	9 821,7
Oktober	358,4	7 038,7	1 507,3	8 904,4
November	359,8	6 631,2	1 229,2	8 220,1
Desember	376,7	5 773,7	1 339,2	7 489,6
2009				
Januari	261,6	4 977,6	1 015,3	6 254,6
Pebruari	339,5	5 022,4	748,0	6 109,8
Maret	307,8	5 373,4	1 651,9	7 333,2
April	307,7	5 614,4	1 278,0	7 200,0
Mei	322,3	6 220,5	1 529,2	8 072,1
Juni	413,2	6 081,5	1 434,7	7 929,3
Juli	379,0	5 720,3	2 096,0	8 195,3
Agustus	443,4	6 556,2	1 890,6	8 890,1
September	316,7	5 773,0	2 003,2	8 092,9
Oktober	443,8	7 591,8	2 095,5	10 131,2
November	388,9	6 340,4	1 708,6	8 220,1
Desember	428,9	8 164,3	2 252,1	10 845,2
2010				
Januari	364,7	6 712,2	2 174,2	9 251,0

Dipandang dari negara tujuan ekspor (Tabel B), pada bulan Januari 2010 kelompok migas yang ditujukan ke kawasan Asia Timur dan Asia Selatan & Tenggara masing-masing sebesar US\$ 1 216,5 juta dan sebesar US\$ 941,8 juta memperlihatkan peningkatan dibanding tahun 2009. Negara yang memperlihatkan peningkatan ekspor kelompok migas adalah Jepang dengan persentase peningkatan sebesar 34,84 persen, Thailand dengan persentase

peningkatan sebesar 993,87 persen, Singapura dengan persentase peningkatan sebesar 543,97 persen dan Malaysia dengan persentase peningkatan sebesar 616,74 persen, sedangkan China memperlihatkan penurunan dibanding tahun 2009, dengan persentase penurunan sebesar 44,28 persen. Dari Tabel B juga terlihat bahwa ekspor komoditi migas pada bulan Januari 2010 menunjukkan peningkatan menjadi US\$ 2 344,9 juta.

**Tabel B : Perkembangan Ekspor Migas & Non Migas Indonesia Menurut Negara Tujuan, Januari 2009 & Januari 2010 (Juta US\$)**

Kawasan Negara Ekspor	Migas			Non Migas		
	Januari 2009	Januari 2010	Perubahan (%)	Januari 2009	Januari 2010	Perubahan (%)
• <b>Asia Timur</b>	769,4	1 216,5	58,11	1 742,4	3 277,8	88,12
- Jepang	483,2	651,5	34,84	791,7	1 295,2	63,60
- China	118,0	65,7	-44,28	462,9	1 010,9	118,40
• <b>Asia Selatan &amp; Tenggara</b>	140,0	941,8	572,85	1 786,3	2 769,0	55,01
- Muangthai	5,5	60,4	993,87	147,9	296,4	100,33
- Singapura	104,5	673,1	543,97	580,7	655,1	12,82
- Philipina	0,1	30,0	36 078,16	152,0	195,2	28,44
- Malaysia	24,9	178,1	616,74	281,7	597,7	112,19
• <b>Asia Barat</b>	0,0	0,0	-	337,3	330,9	-1,89
• <b>Afrika</b>	0,0	0,0	-	183,5	208,1	13,38
• <b>Australia &amp; Oseania</b>	97,5	97,5	0,00	178,6	197,9	10,80
• <b>Amerika Utara</b>	18,6	89,0	379,50	816,8	1 038,9	27,19
- Amerika Serikat	18,6	89,0	379,50	779,8	991,1	27,09
• <b>Amerika Tengah &amp; Selatan</b>	0,0	0,0	-	128,3	181,9	41,78
• <b>Eropa Barat</b>	0,0	0,1	-	993,2	1 126,1	13,38
• <b>Eropa Timur</b>	0,0	0,0	-	88,1	120,4	36,63
<b>Total Ekspor</b>	<b>1 025,5</b>	<b>2 344,9</b>	<b>128,65</b>	<b>6 254,6</b>	<b>9 251,0</b>	<b>47,91</b>



Pada kelompok non migas nilai ekspor juga mengalami peningkatan hingga mencapai US\$ 9 251,0 juta. Peningkatan terbesar terjadi ke negara Jepang sebesar 63,60 persen.

Pada tabel 1 disajikan ekspor menurut sektor. Disini terlihat bahwa perolehan devisa terbesar pada periode Januari 2010 berasal dari sektor industri dengan nilai US\$ 6 712,2 juta atau sekitar 57,88 persen dari total ekspor, sedangkan pada periode Januari 2009 juga berasal dari sektor industri dengan nilai US\$ 4 977,6 juta atau sekitar 68,37 persen dari total ekspor. Dibandingkan periode yang sama tahun sebelumnya, sektor industri mengalami peningkatan 34,85 persen.

Pada tabel 2 disajikan perkembangan ekspor komoditi hasil pertanian, selama periode Januari 2010, komoditi andalan sektor pertanian antara lain biji coklat dengan nilai US\$ 125,9 juta (34,51 persen); udang segar/beku dengan nilai US\$ 56,3 juta (15,44 persen); ikan dan lain-lain dengan nilai US\$ 56,1 juta (15,39 persen); kopi dengan nilai US\$ 36,3 juta (9,96 persen); rempah-rempah dengan nilai US\$ 18,4 juta (5,04 persen); buah-buahan dengan nilai US\$ 15,1 juta (4,15 persen); teh dengan nilai US\$ 11,9 juta (3,26 persen); bahan nabati lainnya dengan nilai US\$ 9,0 juta (2,48

persen); tembakau dengan nilai US\$ 6,4 juta (1,77 persen); sayur-sayuran dengan nilai US\$ 5,2 juta (1,42 persen).

Pada tabel 3 disajikan perkembangan ekspor komoditi hasil industri, selama periode Januari 2010, komoditi andalan sektor industri antara lain barang dari logam tidak mulia dengan nilai US\$ 896,1 juta (13,35 persen); tekstil dengan nilai US\$ 849,0 juta (12,65 persen); minyak nabati dengan nilai US\$ 812,2 juta (12,10 persen); alat listrik, ukur, fotografi, dll dengan nilai US\$ 705,9 juta (10,52 persen); karet alam olahan dengan nilai US\$ 516,6 juta (7,70 persen); meubel dan bagian-bagiannya dengan nilai US\$ 286,8 juta (4,27 persen); kertas dan barang dari kertas dengan nilai US\$ 283,9 juta (4,23 persen); bahan kimia dengan nilai US\$ 275,6 juta (4,11 persen); makanan olahan dengan nilai US\$ 258,6 juta (3,85 persen); kayu olahan dengan nilai US\$ 219,0 juta (3,26 persen).

Pada tabel 4 disajikan perkembangan ekspor komoditi hasil pertambangan, selama periode Januari 2010, komoditi andalan sektor pertambangan antara lain batu bara dengan nilai US\$ 1 740,0 juta (80,03 persen) dan biji tembaga dengan nilai US\$ 338,2 juta (15,55 persen). Ekspor batu bara mengalami peningkatan 130,75 persen dibanding periode yang sama tahun

sebelumnya, sedangkan biji tembaga mengalami peningkatan 62,70 persen dibanding periode yang sama tahun sebelumnya.

Perkembangan ekspor Indonesia menurut komoditi dan negara tujuan yang disajikan pada Tabel 5, memperlihatkan bahwa ekspor selama ini lebih banyak bertumpu pada 15 komoditi utama, (ringkasan disajikan pada Tabel C yang diurut menurut nilai ekspor). Lima belas komoditi tersebut pada periode Januari 2010 menyumbang sekitar 67,29 persen dari ekspor non migas.

Batu bara mempunyai nilai US\$ 1 740,0 juta, naik US\$ 985,9 juta dari tahun lalu, komoditi ini menyumbang sekitar 18,81 persen ekspor non migas nasional pada periode Januari 2010. Nilai ekspor barang dari minyak kelapa sawit selama periode Januari 2010 naik US\$ 59,4 juta menjadi US\$ 691,1 juta.

Pada periode Januari 2010 nilai ekspor pakaian jadi sebesar US\$ 508,5 juta, yang naik dibanding tahun lalu sebesar US\$ 21,9 juta atau naik sekitar 4,50 persen. Komoditi alat listrik diekspor dengan nilai US\$ 436,5 juta atau 4,72 persen, crumb rubber diekspor dengan nilai US\$ 343,3 juta atau sekitar 3,71 persen dari perolehan devisa non migas.

Selama periode Januari 2010, biji tembaga nilai ekspornya mencapai US\$ 338,2 juta, sedangkan tahun sebelumnya senilai US\$ 207,8 juta, atau terjadi peningkatan sekitar US\$ 130,3 juta (62,70 persen). Tembaga nilai ekspornya naik US\$ 180,4 juta (140,92 persen) menjadi US\$ 308,5 juta.

Perolehan devisa dari kertas dan barang dari kertas pada periode Januari 2010 diekspor dengan nilai US\$ 283,9 juta atau sekitar 3,07 persen dari kelompok non migas. Meubel & bagian-bagiannya dari bahan lainnya pada periode Januari 2010 diekspor dengan nilai US\$ 263,4 juta, sedangkan tahun sebelumnya US\$ 110,8 juta.

Nikel nilai ekspornya naik US\$ 249,4 juta menjadi US\$ 249,5 juta. Sedangkan nilai ekspor tekstil lainnya dalam periode Januari 2010 naik 64,20 persen menjadi US\$ 238,0 juta. Audio visual nilai ekspornya naik US\$ 60,4 juta menjadi US\$ 235,2 juta. Bahan kimia organik nilai ekspornya naik US\$ 136,9 juta menjadi US\$ 227,6 juta. Alas kaki (kulit, karet dan kanvas) nilai ekspornya naik US\$ 39,6 juta menjadi US\$ 195,8 juta. Besi/baja nilai ekspornya turun US\$ 53,2 juta menjadi US\$ 165,7 juta.

**Tabel C : Ekspor Utama Barang Bukan Migas  
Periode Januari - Januari, 2009 dan 2010**

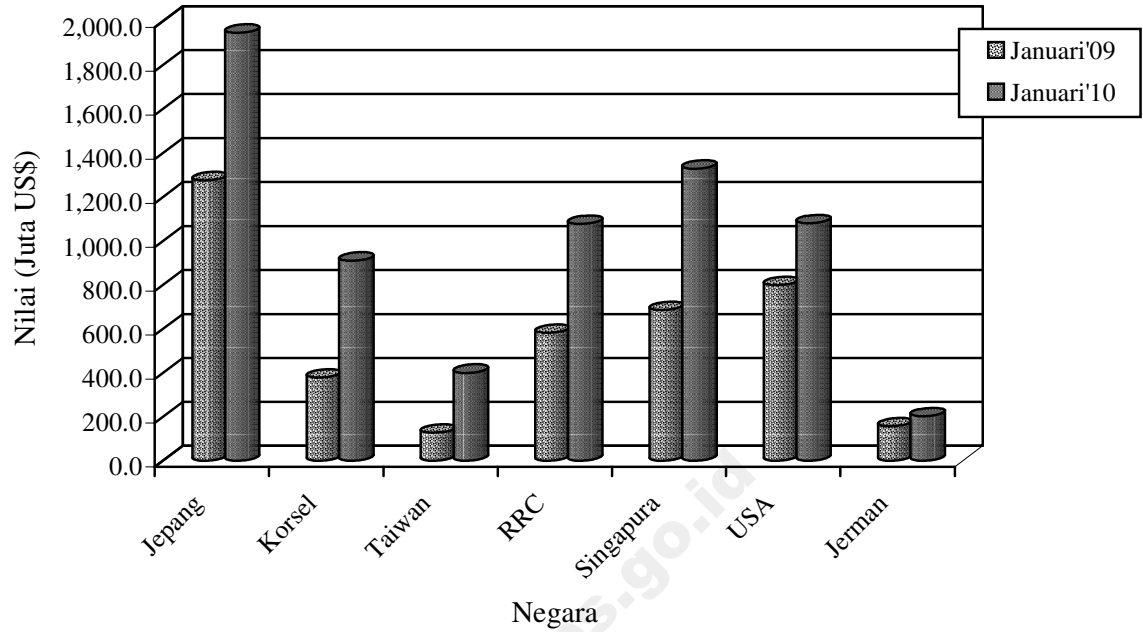
HS	Nilai FOB (Juta US\$)		Perubahan		% Peran 2010 (Terhadap Non Migas)
	2009	2010	Absolut	Persen	
Batu Bara	754,1	1 740,0	985,9	130,75	18,81
Minyak kelapa sawit	631,7	691,1	59,4	9,40	7,47
Pakaian Jadi	486,7	508,5	21,9	4,50	5,50
Alat Listrik	282,2	436,5	154,3	54,68	4,72
Crumb Rubber	166,5	343,3	176,9	106,25	3,71
Biji Tembaga	207,8	338,2	130,3	62,70	3,66
Tembaga	128,0	308,5	180,4	140,92	3,33
Kertas dan barang dari Kertas	269,1	283,9	14,8	5,50	3,07
Meubel dan bagian-bagiannya dari bahan lainnya	110,8	263,4	152,6	137,70	2,85
Nikel	0,1	249,5	249,4	262 536,84	2,70
Textil lainnya	90,7	238,0	93,1	64,20	2,57
Audio Visual	174,8	235,2	60,4	34,54	2,54
Bahan Kimia Organik	90,7	227,6	136,9	151,01	2,46
Alas Kaki (Kulit,Karet dan Kanvas)	156,2	195,8	39,6	25,37	2,12
Besi/baja	218,9	165,7	-53,2	-24,30	1,79
<b>Total Komoditi Utama</b>	<b>3 822,5</b>	<b>6 225,1</b>	<b>2 402,7</b>	<b>62,86</b>	<b>67,29</b>

Nilai ekspor periode Januari 2010, menurut negara kelompok ekonomi, ke kelompok negara APEC adalah yang terbesar yaitu mencapai 75,89 persen dari total ekspor yaitu US\$ 8 799,9 juta, diantaranya US\$ 2 857,2 juta ke ASEAN dan US\$ 1 155,0 juta ke NAFTA. Sementara nilai ekspor ke Uni Eropa sebesar 10,10 persen (US\$ 1 171,1 juta) dan ke Timur Tengah sebesar 2,77 persen (US\$ 321,8 juta). Ditinjau dari perkembangannya, nilai ekspor ke negara-negara APEC naik 75,56 persen dibanding keadaan tahun 2009 yang terdiri dari peningkatan ekspor menuju Jepang sebesar 52,70 persen, menuju ASEAN sebesar 104,41 persen, menuju NAFTA sebesar 33,66 persen dan ke Korea Selatan naik sebesar 140,61 persen

Nilai ekspor periode Januari 2010, menuju tujuh negara tujuan utama yaitu Jepang, Korea Selatan, Taiwan, RR China, Singapura, Amerika dan Jerman mencapai sebesar US\$ 6 943,0 juta atau sekitar 59,87 persen dari total ekspor. Dibandingkan periode tahun sebelumnya nilai ini naik US\$ 2 941,8 juta atau sekitar 73,52 persen.

Selain tujuh negara tujuan utama di atas, negara tujuan yang membeli produk nasional di atas US\$ 100 juta pada bulan Januari 2010 antara lain Hongkong, Malaysia dan Australia masing-masing dengan nilai US\$ 160,5 juta, US\$ 775,8 juta dan US\$ 255,9 juta. Sedangkan dari kawasan Eropa antara lain ke Belanda dan Inggris masing-masing dengan nilai US\$ 201,8 juta dan US\$ 170, juta.

**Grafik 5: EKSPOR INDONESIA MENURUT NEGARA TUJUAN UTAMA BULAN JANUARI 2009 & 2010**



Perbandingan nilai ekspor bulan Januari 2009 dan 2010 ke beberapa negara tertentu disajikan pada Grafik 5.

TABEL 1. RINGKASAN PERKEMBANGAN EKSPOR INDONESIA

JENIS BARANG	BERAT BERSIH (RIBU TON)		PERUB	NILAI FOB (JUTA US \$)		PERUB
	JAN-JAN 2009	JAN-JAN 2010	%	JAN-JAN 2009	JAN-JAN 2010	%
	(1)	(2)	(3)	(4)	(5)	(6)
<b>Total Ekspor</b>	<b>21,833.1</b>	<b>43,728.0</b>	<b>100.28</b>	<b>7,280.1</b>	<b>11,595.9</b>	<b>59.28</b>
<b>MIGAS</b>	<b>3,407.5</b>	<b>4,469.8</b>	<b>31.17</b>	<b>1,025.5</b>	<b>2,344.9</b>	<b>128.65</b>
MINYAK MENTAH	1,323.4	1,198.8	-9.41	373.2	667.1	78.72
HASIL MINYAK	352.2	565.9	60.65	149.8	315.9	110.83
GAS ALAM	1,731.9	2,705.1	56.19	502.5	1,362.0	171.04
<b>NON MIGAS</b>	<b>18,425.6</b>	<b>39,258.3</b>	<b>113.06</b>	<b>6,254.6</b>	<b>9,251.0</b>	<b>47.91</b>
HASIL PERTANIAN	176.8	267.4	51.27	261.6	364.7	39.40
HASIL INDUSTRI	4,149.0	4,121.3	-0.67	4,977.6	6,712.2	34.85
HASIL TAMBANG	14,099.6	34,869.3	147.31	1,014.8	2,173.6	114.19
LAINNYA	0.1	0.2	33.61	0.5	0.6	9.95

TABEL 2. PERKEMBANGAN EKSPOR KOMODITI HASIL PERTANIAN

JENIS BARANG	BERAT BERSIH (TON)		PERUB	NILAI FOB (RIBU US \$)		PERUB
	JAN-JAN 2009	JAN-JAN 2010	%	JAN-JAN 2009	JAN-JAN 2010	%
	(1)	(2)	(3)	(4)	(5)	(6)
<b>TOTAL PERTANIAN</b>	<b>176,786</b>	<b>267,426</b>	<b>51.27</b>	<b>261,638</b>	<b>364,716</b>	<b>39.40</b>
KARET ALAM	755	565	-25.16	646	1,101	70.49
KOPI	24,750	18,798	-24.05	48,723	36,308	-25.48
KAYU BULAT	0	0	-100.00	0	0	-100.00
UDANG SEGAR/BEKU	10,804	8,179	-24.30	67,428	56,292	-16.52
TEH	5,524	5,661	2.47	7,933	11,891	49.89
REMPAH-REMPAH	6,306	7,130	28.49	12,939	18,393	42.15
-LADA HITAM	1,276	1,639	28.49	3,129	4,471	42.90
-LADA PUTIH	775	828	6.79	3,033	3,977	31.13
-KAYU MANIS DAN BUNGANYA	1,907	2,033	6.60	1,616	2,075	28.45
-BIJI PALA & BUNGANYA DAN KAPULAGA	1,406	1,641	16.74	3,569	5,913	65.66
-PANILI	14	42	195.67	70	597	746.87
-LAINNYA	928	946	1.96	1,522	1,361	-10.62
TEBAKAU	1,722	3,257	89.10	3,991	6,449	61.59
BIJI COKLAT	16,756	43,482	159.49	38,290	125,872	228.73
IKAN DAN LAIN-LAIN	30,938	39,556	-12.21	46,961	56,117	19.50
-IKAN TONGKOL/TUNA	4,478	3,931	-12.21	11,473	10,682	-6.90
-UBUR-UBUR	293	1,666	469.25	654	1,951	198.33
-KEPITING, KERANG-KERANGAN	3,102	5,641	81.85	9,750	12,885	32.15
-BEKICOT	167	144	-13.37	530	427	-19.43
-IKAN LAINNYA	22,898	28,173	23.04	24,553	30,172	22.89
BIJI-BIJIAN	28,059	50,376	27,814.71	1,718	3,335	94.14
-BIJI BUNGA	0	9	27,814.71	79	171	115.16
-BIJI KAPAS	0	100	-	0	16	-
-BIJI LAINNYA	28,059	50,267	79.15	1,638	3,148	92.13
BULU BEBEK	0	29	-	0	20	-
DAMAR DAN GETAH DAMAR	917	3,406	271.37	860	3,124	263.22
KOPAL DAN LAIN-LAIN	1,672	1,933	15.62	1,613	1,658	2.82
SAYUR-SAYURAN	5,233	8,739	67.00	2,627	5,167	96.67
BUAH-BUAHAN	19,381	26,132	34.83	10,219	15,141	48.17
KULIT KERANG DAN LAIN-LAIN	262	1,202	359.71	110	720	552.10
TANAMAN OBAT	659	779	18.28	1,352	720	-46.77

TABEL 2. PERKEMBANGAN EKSOR KOMODITI HASIL PERTANIAN

JENIS BARANG	BERAT BERSIH (TON)		PERUB	NILAI FOB (RIBU US \$)		PERUB
	JAN-JAN 2009	JAN-JAN 2010	%	JAN-JAN 2009	JAN-JAN 2010	%
	(1)	(2)	(3)	(4)	(5)	(6)
BAHAN NABATI LAINNYA	5,941	29,961	32.72	6,973	9,027	29.45
-GANGGANG LAUT	5,707	7,574	32.72	6,866	8,230	19.87
-LAINNYA	234	22,387	9,482.12	107	797	641.26
HASIL PERTANIAN LAINNYA	17,108	18,241	737.50	9,254	13,379	44.58
-MUTIARA	0	1	737.50	91	2,408	2,542.22
-LAINNYA	17,108	18,241	6.62	9,163	10,971	19.74

TABEL 3. PERKEMBANGAN EKSPOR KOMODITI HASIL INDUSTRI

JENIS BARANG	BERAT BERSIH (TON)		PERUB	NILAI FOB (RIBU US \$)		PERUB
	JAN-JAN 2009	JAN-JAN 2010	%	JAN-JAN 2009	JAN-JAN 2010	%
	(1)	(2)	(3)	(4)	(5)	(6)
<b>TOTAL INDUSTRI</b>	<b>4,148,999</b>	<b>4,121,333</b>	<b>-0.67</b>	<b>4,977,644</b>	<b>6,712,154</b>	<b>34.85</b>
KAYU OLAHAN	114,543	308,025	168.92	134,037	218,950	63.35
-KAYU LAPIS	66,970	141,504	111.29	61,176	123,731	102.25
-KAYU GERGAJIAN	3,333	2,248	-32.55	3,523	2,151	-38.95
-KAYU OLAHAN LAIN	44,240	164,273	271.32	69,338	93,068	34.22
BARANG DARI LOGAM TIDAK MULIA	264,425	239,485	-9.43	457,779	896,145	95.76
-TIMAH	5,321	6,796	27.71	57,706	102,942	78.39
-ALUMINIUM	19,997	20,790	3.97	39,847	52,599	32.00
-NIKEL	9	23,092	250,513.63	95	249,505	263,433.17
-BESI/BAJA	207,546	155,742	-24.96	218,918	165,716	-24.30
-TEMBAGA	27,841	28,531	2.48	128,033	308,451	140.92
-SENG	201	288	43.46	211	272	29.12
-LOGAM TIDAK MULIA LAIN	3,509	4,245	20.98	12,970	16,660	28.45
TEKSTIL	118,758	153,813	29.52	715,959	849,026	18.59
-PAKAIAN JADI	29,852	33,482	12.16	486,660	508,545	4.50
-KAIN TENUN	15,132	19,014	25.65	84,337	102,455	21.48
-TEKSTIL LAINNYA	73,774	101,318	37.33	144,961	238,026	64.20
KARET ALAM OLAHAN	146,600	181,637	23.90	281,843	516,638	83.31
-BARANG DARI KARET	29,223	44,389	51.90	105,285	153,072	45.39
-SHEET	3,607	3,367	-6.64	5,853	8,593	46.81
-CRUMB RUBBER	111,055	129,409	16.53	166,455	343,316	106.25
-CREPE	2,716	4,472	64.66	4,249	11,657	174.33
MAKANAN TERNAK	320,116	217,051	-32.20	21,500	16,604	-22.77
-BUNGKIL KELAPA	9,975	24,541	146.02	1,601	2,488	55.41
-DEDAK/BEKATUL	23,550	18,824	-20.07	3,121	2,815	-9.80
-LAINNYA	286,591	173,685	-39.40	16,778	11,302	-32.64
MINYAK ATSIRI DAN LAINNYA	4,990	6,667	33.62	22,329	30,700	37.49
-MINYAK ATSIRI LAINNYA	229	347	51.38	4,660	7,271	56.04
-WANGI-WANGIAN DARI MINYAK ATSIRI	4,761	6,320	32.76	17,669	23,429	32.60
ROTAN OLAHAN	397	2,320	483.69	517	2,212	327.87
MINYAK NABATI	1,503,007	1,129,009	-24.88	756,734	812,228	7.33
-MINYAK KELAPA SAWIT	1,296,653	973,253	-24.94	631,702	691,060	9.40
-MINYAK BIJI KELAPA SAWIT	153,331	114,103	-25.58	87,423	88,575	1.32
-MINYAK NABATI LAIN	53,023	41,652	-21.44	37,609	32,593	-13.34
ASAM BERLEMAK	70,274	62,032	-11.73	34,475	43,719	26.81
-STEARIN	11,119	11,877	6.82	6,503	10,268	57.89
-ASAM BERLEMAK LAIN	59,155	50,155	-15.21	27,972	33,451	19.59

TABEL 3. PERKEMBANGAN EKSPOR KOMODITI HASIL INDUSTRI

JENIS BARANG	BERAT BERSIH (TON)		PERUB	NILAI FOB (RIBU US \$)		PERUB
	JAN-JAN 2009	JAN-JAN 2010	%	JAN-JAN 2009	JAN-JAN 2010	%
	(1)	(2)	(3)	(4)	(5)	(6)
ALAT LISTRIK UKUR FOGRAFI DLL	39,597	53,444	34.97	490,725	705,889	43.85
-ALAT LISTRIK	29,739	41,973	41.14	282,197	436,502	54.68
-DIODE TRANSISTOR	149	75	-49.65	7,582	14,448	90.55
-AUDIO VISUAL	8,794	10,787	22.66	174,792	235,159	34.54
-FOTOGRAFI DAN OPTIK	246	146	-40.41	15,902	9,943	-37.47
-ALAT UKUR	45	31	-30.31	850	923	8.51
-LONCENG ARLOJI DAN BAGIANNYA	624	431	-30.93	9,401	8,914	-5.18
MAKANAN OLAHAN	107,517	143,255	33.24	209,509	258,628	23.44
-COKLAT OLAHAN	9,111	7,717	-15.30	28,432	29,117	2.41
-GULA TETES	7,710	34,115	342.48	738	4,771	546.63
-KERUPUK UDANG	674	619	-8.18	1,150	1,044	-9.20
-BUAH/SAYURAN OLAHAN	35,523	34,090	-4.03	24,306	23,002	-5.37
-MINUMAN OLAHAN	8,206	8,295	1.08	4,571	4,425	-3.19
-ROKOK DAN TEMBAKAU OLAHAN	6,239	7,847	25.77	40,977	52,497	28.11
-DAGING TERNAK	214	269	25.79	907	1,153	27.05
-IKAN OLAHAN	13,855	15,808	14.09	56,316	59,429	5.53
-BERAS GILING	9	19	100.95	3	25	692.88
-KOPI OLAHAN	18	0	-100.00	55	0	-100.00
-TEH OLAHAN	595	777	30.60	1,919	2,933	52.81
-GULA PASIR	86	59	-31.18	44	77	77.32
-GULA LAINNYA	1,281	1,346	5.07	877	889	1.40
-MAKANAN OLAHAN LAINNYA	23,995	32,294	34.59	49,214	79,267	61.07
SEMEN	105,405	97,908	-7.11	5,331	3,098	-41.89
BARANG ANYAMAN	905	1,211	33.79	3,554	3,705	4.25
-DARI ROTAN	270	440	63.05	1,029	1,465	42.41
-DARI BAHAN LAINNYA	635	771	21.35	2,526	2,240	-11.30
MEUBEL DAN BAGIAN-BAGIANNYA	51,184	104,802	104.76	131,923	286,832	117.42
-DARI ROTAN	8,819	9,662	9.56	21,110	23,431	10.99
-DARI BAHAN LAINNYA	42,364	95,139	124.57	110,812	263,401	137.70
BAHAN KIMIA	262,884	380,354	44.69	111,217	275,587	147.79
-AN ORGANIK	92,501	133,207	44.01	16,990	36,516	114.92
-ORGANIK	159,006	232,455	46.19	90,661	227,570	151.01
-LAINNYA	11,376	14,692	29.15	3,566	11,501	222.57
PUPUK	19,090	52,558	175.31	8,605	14,584	69.48
PRODUK PHARMASI	549	993	80.93	14,289	23,484	64.35
KULIT DAN BARANG DARI KULIT	694	1,021	47.19	14,354	13,813	-3.77
KACA DAN BARANG DARI KACA	43,794	60,568	38.30	24,290	29,746	22.46
KERTAS DAN BARANG DARI KERTAS	364,126	345,324	-5.16	269,066	283,862	5.50
INDUSTRI LAINNYA	610,144	579,857	-4.96	1,269,607	1,426,704	12.37
-GLISEROL DAN LARUTAN ALKALI	4,169	1,174	-71.83	383	252	-34.17
-MARGARIN DAN LEMAK LAINNYA	22,104	26,995	22.13	15,862	22,256	40.31
-SABUN MANDI DAN CUCI	35,309	44,949	27.30	32,507	44,455	36.76
-BAHAN CELUP ORGANIK SINTETIK	1,092	1,688	54.60	4,528	7,628	68.48
-PREPARAT PEMBASMI KUMAN DLL	3,323	5,987	80.15	10,994	14,829	34.88
-DAMAR TIRUAN BAHAN PLASTIK	87,783	90,264	2.83	124,995	151,313	21.06
-BAHAN KERTAS	206,756	135,863	-34.29	76,682	71,293	-7.03
-ALAS KAKI (KULIT KARET DAN KANVAS)	10,146	14,249	40.44	156,194	195,825	25.37
-PRODUK KERAMIK	23,708	29,294	23.56	15,097	22,039	45.99
-EMAS BATANGAN	2	2	-15.67	52,507	58,059	10.57
-PESAWAT UDARA DAN BAGIANNYA	60	70	15.35	4,166	5,364	28.75
-KAPAL LAUT DAN SEJENISNYA	43,441	31,000	-28.64	62,810	71,661	14.09
-PERLENGKAPAN OLAHRAGA DAN MAINAN	1,793	2,032	13.35	16,697	21,210	27.03
-PENA DAN PENSIL	404	510	26.10	3,869	4,931	27.44



TABEL 3. PERKEMBANGAN EKSPOR KOMODITI HASIL INDUSTRI

JENIS BARANG	BERAT BERSIH (TON)		PERUB	NILAI FOB (RIBU US \$)		PERUB
	JAN-JAN 2009	JAN-JAN 2010	%	JAN-JAN 2009	JAN-JAN 2010	%
(1)	(2)	(3)	(4)	(5)	(6)	(7)
-BATU SEMI PERMATA	0	0	-100.00	0	0	-100.00
-KOPER TAS DIMPET PLASTIK/TEKSTIL	496	601	21.26	4,631	4,531	-2.15
-BARANG DARI LOGAM MULIA	23	30	28.20	18,004	12,055	-33.04
-PETI KEMAS	33	148	345.10	98	402	307.91
-KOMPUTER DAN BAGIANNYA	2,771	2,526	-8.84	68,616	71,361	4.00
-KENDARAAN BERMOTOR RODA 2 DAN 3	639	197	-69.07	5,047	1,453	-71.21
-KENDARAAN BERMOTOR RODA 4 DAN LE	11,818	7,436	-37.08	87,400	60,281	-31.03
-SUKU CADANG MESIN	4,040	6,767	67.50	53,061	68,441	28.99
-SUKU CADANG KENDARAAN	9,846	14,839	50.71	66,721	102,806	54.08
-UBI KAYU OLAHAN	8,694	18,499	112.78	1,081	3,123	189.04
-INDUSTRI LAINNYA	131,694	144,738	9.90	387,657	411,136	6.06

TABEL 4. PERKEMBANGAN EKSPOR KOMODITI HASIL PERTAMBANGAN

JENIS BARANG	BERAT BERSIH (TON)		PERUB	NILAI FOB (RIBU US \$)		PERUB
	JAN-JAN 2009	JAN-JAN 2010	%	JAN-JAN 2009	JAN-JAN 2010	%
(1)	(2)	(3)	(4)	(5)	(6)	(7)
<b>TOTAL PERTAMBANGAN</b>	<b>14,099,637</b>	<b>34,869,325</b>	<b>147.31</b>	<b>1,014,770</b>	<b>2,173,561</b>	<b>114.19</b>
BIJI TEMBAGA	156,366	122,104	-21.91	207,844	338,162	62.70
BIJI NIKEL	541,227	1,492,045	175.68	19,583	48,570	148.02
BAUKSIT	945,481	1,568,657	65.91	15,769	29,941	89.87
BATU BARA	11,393,927	31,004,113	172.11	754,085	1,740,031	130.75
GRANIT	400,328	149,038	-62.77	3,829	1,180	-69.19
PASIR ALAM	0	0	300.0	0	0	300.00
HASIL TAMBANG LAIN	662,308	533,368	-19.47	13,660	15,677	14.77

TABEL 5. PERKEMBANGAN EKSPOR INDONESIA MENURUT KOMODITI DAN NEGARA TUJUAN

JENIS BARANG	BERAT BERSIH (KG)		PERUB	NILAI FOB (US \$)		PERUB
	JAN-JAN 2009	JAN-JAN 2010	%	JAN-JAN 2009	JAN-JAN 2010	%
(1)	(2)	(3)	(4)	(5)	(6)	(7)
<b>MINYAK MENTAH</b>	<b>1,323,372,000</b>	<b>1,198,823,642</b>	<b>-9.41</b>	<b>373,233,130</b>	<b>667,058,313</b>	<b>78.72</b>
JAPAN	478,919,000	251,354,185	-47.52	137,688,693	140,144,046	-1.78
KOREA, REPUBLIC OF	129,737,000	273,554,092	110.85	32,414,584	149,896,633	362.44
TAIWAN	40,054,000	0	-100.00	9,943,535	0	-100.00
CHINA	61,750,000	51,908,269	-15.94	18,266,430	29,011,778	58.83
THAILAND	0	97,354,985	-	0	54,972,864	-
SINGAPORE	195,581,000	85,024,026	-56.53	52,234,591	48,478,329	-7.19
PHILIPPINES	0	13,484,914	-	0	7,359,398	-
MALAYSIA	26,963,000	94,191,891	249.34	6,693,598	52,170,331	679.41
AUSTRALIA	316,219,000	173,655,660	-45.08	97,435,576	96,047,419	-1.42
UNITED STATES	74,149,000	158,295,620	113.48	18,556,123	88,977,515	379.50
<b>HASIL MINYAK</b>	<b>352,226,829</b>	<b>565,862,855</b>	<b>60.65</b>	<b>149,815,268</b>	<b>315,855,948</b>	<b>110.83</b>
JAPAN	85,772,855	72,599,131	-15.36	37,727,303	36,732,644	-2.64
KOREA, REPUBLIC OF	27,998,400	88,173,163	214.92	12,319,201	56,559,076	359.11
TAIWAN	0	3,520,294	-	0	708,644	-
CHINA	50,760,012	72,599,118	43.02	19,701,806	36,732,544	86.44
THAILAND	10,041,488	0	-100.00	4,396,886	0	-100.00
SINGAPORE	117,201,309	137,971,308	17.72	52,289,379	73,093,256	39.79
PHILIPPINES	84,770	35,023,952	41,216.45	82,971	22,657,982	27,208.31
MALAYSIA	43,574,566	152,882,660	250.85	18,157,620	87,714,573	383.07
INDIA	16,559,490	176,680	-98.93	4,985,758	117,565	-97.64
AUSTRALIA	0	14,000	-	0	14,680	-
NEW ZEALAND	19,500	0	-100.00	29,153	0	-100.00
EAST TIMOR	176,400	2,707,799	1,435.03	76,500	1,395,658	1,724.39
GERMANY, FED. REP. OF	0	194,750	-	0	129,326	-
RUSSIA FEDERATION	38,039	0	-100.00	48,691	0	-100.00
<b>GAS ALAM</b>	<b>1,731,894,713</b>	<b>2,705,076,404</b>	<b>56.19</b>	<b>502,493,009</b>	<b>1,361,954,614</b>	<b>171.04</b>
JAPAN	1,127,455,226	1,086,235,667	-3.66	307,754,625	474,629,054	54.22
KOREA, REPUBLIC OF	350,032,810	294,908,381	-15.75	113,592,290	179,364,258	57.90
TAIWAN	0	184,790,022	-	0	112,734,788	-
CHINA	250,707,334	0	-100.00	80,019,792	0	-100.00
THAILAND	3,699,343	6,802,341	83.88	1,126,302	5,443,504	383.31
SINGAPORE	0	869,202,284	-	0	551,528,064	-
MALAYSIA	0	263,115,709	-	0	38,233,166	-
EAST TIMOR	0	22,000	-	0	21,780	-
<b>KARET ALAM</b>	<b>754,767</b>	<b>564,861</b>	<b>-25.16</b>	<b>646,025</b>	<b>1,101,394</b>	<b>70.49</b>
CHINA	525,759	333,460	-36.58	447,863	592,885	32.38
SINGAPORE	9,000	49,961	455.12	3,800	27,654	627.74
MALAYSIA	0	40,320	-	0	90,961	-
TURKEY	120,000	0	-100.00	104,000	0	-100.00
UNITED ARAB EMIRATES	0	141,120	-	0	389,894	-
BRAZIL	100,000	0	-100.00	90,000	0	-100.00
GERMANY, FED. REP. OF	8	0	-100.00	362	0	-100.00
<b>KOPI</b>	<b>24,749,707</b>	<b>18,797,834</b>	<b>-24.05</b>	<b>48,722,616</b>	<b>36,308,187</b>	<b>-25.48</b>
JAPAN	3,945,609	3,805,301	-3.56	8,643,175	6,727,501	-22.16
HONG KONG	112,500	0	-100.00	202,459	0	-100.00
KOREA, REPUBLIC OF	36,101	557,218	1,443.50	57,601	801,647	1,291.72
TAIWAN	506,039	652,798	29.00	1,108,708	1,629,912	47.01
CHINA	44,400	148,800	235.14	81,398	343,417	321.90
SINGAPORE	715,884	362,814	-49.32	1,778,824	522,631	-70.62
PHILIPPINES	18,000	71,099	294.99	40,575	174,646	330.43
MALAYSIA	539,953	1,840,378	240.84	946,059	2,527,833	167.20
IRAN (ISLAMIC REPUBLIC OF)	190,800	337,200	76.73	328,452	514,640	56.69
SAUDI ARABIA	0	5,999	-	0	18,125	-
UNITED ARAB EMIRATES	54,000	37,200	-31.11	106,110	107,740	1.54
EGYPT	842,400	952,800	13.11	1,538,828	1,511,665	-1.77
MOROCCO	403,200	300,000	-25.60	722,961	419,906	-41.92
ALGERIA	741,600	0	-100.00	1,755,622	0	-100.00
SOUTH AFRICA	0	38,400	-	0	123,840	-
AUSTRALIA	126,000	147,000	16.67	347,278	447,809	28.95
NEW ZEALAND	18,000	66,000	266.67	65,554	218,918	233.95
EAST TIMOR	0	150	-	0	24	-
UNITED STATES	3,348,967	2,751,059	-17.85	10,447,266	8,611,025	-17.58
CANADA	237,600	163,500	-31.19	790,498	581,107	-26.49
MEXICO	108,000	90,000	-16.67	348,387	198,662	-42.98
ECUADOR	820,800	518,400	-36.84	1,271,794	695,466	-45.32
UNITED KINGDOM	604,557	798,600	32.10	1,133,931	1,372,630	21.05
NETHERLANDS	80,000	195,058	143.82	193,300	427,226	121.02
FRANCE	224,400	38,400	-82.89	314,907	72,192	-77.08
GERMANY, FED. REP. OF	7,368,120	1,070,460	-85.47	10,108,617	2,064,274	-79.58

TABEL 5. PERKEMBANGAN EKSPOR INDONESIA MENURUT KOMODITI DAN NEGARA TUJUAN

JENIS BARANG	BERAT BERSIH (KG)		PERUB	NILAI FOB (US \$)		PERUB
	JAN-JAN 2009	JAN-JAN 2010	%	JAN-JAN 2009	JAN-JAN 2010	%
(1)	(2)	(3)	(4)	(5)	(6)	(7)
BELGIUM	646,857	389,600	-39.77	1,331,834	861,830	-35.29
SWITZERLAND	36,000	148,500	312.50	61,120	247,630	305.15
DENMARK	56,600	76,500	35.16	118,633	162,778	37.21
NORWAY	18,000	0	-100.00	41,400	0	-100.00
SWEDEN	0	36,000	-	0	145,800	-
IRELAND	0	33,600	-	0	116,310	-
ITALY	1,567,800	2,166,600	38.19	2,614,718	3,214,597	22.94
SPAIN	19,200	37,800	96.88	34,560	58,693	69.83
PORTUGAL	54,000	38,400	-28.89	115,300	57,502	-50.13
GREECE	93,000	54,600	-41.29	145,652	76,747	-47.31
POLAND	38,400	0	-100.00	71,599	0	-100.00
ROMANIA	243,720	54,000	-77.84	455,790	70,470	-84.54
BULGARIA	147,000	168,600	14.69	259,398	251,731	-2.96
ARMENIA	0	37,200	-	0	53,940	-
LATVIA	0	37,200	-	0	85,560	-
ESTONIA	0	96,000	-	0	112,464	-
GEORGIA	358,200	474,600	32.50	595,307	679,299	14.11
RUSSIA FEDERATION	384,000	0	-100.00	545,001	0	-100.00
<b>KAYU BULAT</b>	<b>1</b>	<b>0</b>	<b>-100.00</b>	<b>1</b>	<b>0</b>	<b>-100.00</b>
JAPAN	1	0	-100.00	1	0	-100.00
<b>UDANG SEGAR/BEKU</b>	<b>10,803,765</b>	<b>8,178,812</b>	<b>-24.30</b>	<b>67,428,179</b>	<b>56,291,659</b>	<b>-16.52</b>
JAPAN	2,899,148	2,104,477	-27.41	23,126,826	19,208,978	-16.94
HONG KONG	338,563	318,617	-5.89	1,326,435	1,833,488	38.23
KOREA, REPUBLIC OF	58,771	45,708	-22.23	358,219	169,581	-52.66
TAIWAN	75,081	374,336	398.58	132,955	558,534	320.09
CHINA	277,605	75,165	-72.92	1,232,573	387,951	-68.53
MACAU	1,481	70	-95.27	1,658	70	-95.78
THAILAND	345	188,324	54,486.67	928	198,969	21,340.63
SINGAPORE	256,935	172,529	-32.85	681,487	426,478	-37.42
MALAYSIA	288,305	287,591	-0.25	309,993	310,978	0.32
BRUNEI DARUSSALAM	47	0	-100.00	1,240	0	-100.00
VIET NAM	59,990	76,964	28.29	338,641	649,280	91.73
IRAN (ISLAMIC REPUBLIC OF)	403	0	-100.00	645	0	-100.00
KUWAIT	669	0	-100.00	715	0	-100.00
SYRIA ARAB REPUBLIC	183	0	-100.00	85	0	-100.00
UNITED ARAB EMIRATES	0	19,200	-	0	53,710	-
CYPRUS	15,327	0	-100.00	46,227	0	-100.00
EGYPT	71,716	14,508	-79.77	481,623	162,887	-66.18
REUNION	31,025	9,230	-70.25	189,447	51,530	-72.80
SOUTH AFRICA	310	0	-100.00	677	0	-100.00
AUSTRALIA	27,626	25,177	-8.86	244,678	221,132	-9.62
NEW ZEALAND	331	0	-100.00	116	0	-100.00
EAST TIMOR	0	1,158	-	0	259	-
UNITED STATES	4,591,375	3,137,308	-31.67	28,284,976	23,335,934	-17.50
CANADA	36,523	67,106	83.74	155,791	432,758	177.78
TRINIDAD AND TOBAGO	0	17,706	-	0	110,426	-
PUERTO RICO	164,934	172,364	4.50	978,409	1,314,595	34.36
UNITED KINGDOM	734,624	412,835	-43.80	4,764,715	3,012,197	-36.78
NETHERLANDS	137,173	108,700	-20.76	574,427	484,767	-15.61
FRANCE	106,719	119,428	11.91	501,854	854,989	70.37
GERMANY, FED. REP. OF	49,199	7,392	-84.98	270,005	84,279	-68.79
AUSTRIA	540	0	-100.00	229	0	-100.00
BELGIUM	427,891	268,499	-37.25	2,721,119	1,771,910	-34.88
SWITZERLAND	23,819	0	-100.00	159,527	0	-100.00
DENMARK	731	38,284	5,137.21	135	155,928	115,402.22
NORWAY	426	0	-100.00	715	0	-100.00
SWEDEN	20,764	19,248	-7.30	188,931	164,722	-12.81
IRELAND	163	0	-100.00	471	0	-100.00
ITALY	74,608	83,830	12.36	230,537	206,155	-10.58
SPAIN	10,681	226	-97.88	59,319	1,275	-97.85
PORTUGAL	18,020	0	-100.00	56,526	0	-100.00
HUNGARY	0	31	-	0	130	-
POLAND	340	0	-100.00	1,004	0	-100.00
LITHUANIA	210	0	-100.00	124	0	-100.00
ESTONIA	153	0	-100.00	145	0	-100.00
CZECH REPUBLIC	415	0	-100.00	2,989	0	-100.00
RUSSIA FEDERATION	596	12,801	2,047.82	1,063	127,769	11,919.66
<b>TEH</b>	<b>5,524,231</b>	<b>5,660,873</b>	<b>2.47</b>	<b>7,933,233</b>	<b>11,891,289</b>	<b>49.89</b>
JAPAN	112,065	134,185	19.74	203,434	345,601	69.88
HONG KONG	12,901	0	-100.00	6,737	0	-100.00
TAIWAN	41,184	38,435	-6.67	56,359	88,232	56.55

TABEL 5. PERKEMBANGAN EKSPOR INDONESIA MENURUT KOMODITI DAN NEGARA TUJUAN

JENIS BARANG	BERAT BERSIH (KG)		PERUB %	NILAI FOB (US \$)		PERUB %
	JAN-JAN 2009	JAN-JAN 2010		JAN-JAN 2009	JAN-JAN 2010	
(1)	(2)	(3)	(4)	(5)	(6)	(7)
CHINA	0	105,075	-	0	176,619	-
PAPUA NEW GUINEA	0	11,220	-	0	30,855	-
SINGAPORE	51,642	59,119	14.48	63,100	106,673	69.05
MALAYSIA	319,690	608,624	90.38	371,494	1,064,628	186.58
BRUNEI DARUSSALAM	625	0	-100.00	405	0	-100.00
INDIA	103,100	280,634	172.20	134,998	596,113	341.57
PAKISTAN	1,277,099	887,032	-30.54	2,047,953	2,170,210	5.97
SRI LANKA	0	13,200	-	0	25,080	-
IRAN (ISLAMIC REPUBLIC OF)	0	10,000	-	0	29,901	-
SAUDI ARABIA	19,840	52,039	162.29	26,387	79,707	202.07
ISRAEL	44,240	11,000	-75.14	71,420	14,850	-79.21
TURKEY	0	64,800	-	0	154,000	-
UNITED ARAB EMIRATES	110,826	325,410	193.62	172,700	629,718	264.63
EGYPT	0	56,680	-	0	137,573	-
SOMALIA	18,575	0	-100.00	11,713	0	-100.00
KENYA	22,000	0	-100.00	32,560	0	-100.00
DJIBOUTI	12,000	34,200	185.00	20,760	34,200	64.74
AUSTRALIA	50,606	49,083	-3.01	98,258	102,973	4.80
NEW ZEALAND	21,595	13,080	-39.43	26,059	24,188	-7.18
FIJI	11,000	22,000	100.00	14,520	54,560	275.76
SAMOA	1,418	1,250	-11.85	3,000	2,125	-29.17
EAST TIMOR	0	110	-	0	24	-
UNITED STATES	632,583	389,700	-38.40	922,055	815,267	-11.58
CANADA	53,400	46,234	-13.42	59,282	105,571	78.08
CHILE	0	33,000	-	0	78,540	-
UNITED KINGDOM	531,120	518,418	-2.39	747,958	1,124,245	50.31
NETHERLANDS	473,798	195,789	-58.68	649,445	430,661	-33.69
GERMANY, FED. REP. OF	621,478	374,899	-39.68	807,270	594,019	-26.42
POLAND	196,420	99,177	-49.51	297,550	248,254	-16.57
KAZAKHSTAN	24,000	0	-100.00	36,182	0	-100.00
KYRGYZSTAN	0	24,480	-	0	56,304	-
UKRAINE	107,907	69,967	-35.16	163,857	147,342	-10.08
RUSSIA FEDERATION	653,119	1,132,033	73.33	887,777	2,423,256	172.96
<b>-LADA HITAM</b>	<b>1,275,746</b>	<b>1,639,248</b>	<b>28.49</b>	<b>3,128,584</b>	<b>4,470,669</b>	<b>42.90</b>
JAPAN	28,887	30,268	4.78	112,148	126,845	13.11
HONG KONG	16,221	16,126	-0.59	41,089	49,620	20.76
KOREA, REPUBLIC OF	15,000	0	-100.00	35,250	0	-100.00
TAIWAN	15,000	0	-100.00	21,750	0	-100.00
SINGAPORE	132,639	13,104	-90.12	202,090	20,806	-89.70
VIET NAM	105,000	270,000	157.14	243,823	712,950	192.40
INDIA	366,000	490,000	33.88	824,551	1,182,215	43.38
AUSTRALIA	0	30,000	-	0	102,250	-
UNITED STATES	486,000	538,196	10.74	1,353,539	1,500,526	10.86
CANADA	0	50,000	-	0	150,180	-
DOMINICAN REPUBLIC	0	4,436	-	0	12,775	-
NETHERLANDS	13,500	39,482	192.46	47,250	142,096	200.73
GERMANY, FED. REP. OF	15,000	0	-100.00	69,694	0	-100.00
BELGIUM	0	9,196	-	0	33,370	-
ITALY	0	30,000	-	0	97,000	-
BULGARIA	7,499	18,440	145.90	8,650	35,036	305.04
RUSSIA FEDERATION	75,000	100,000	33.33	168,750	305,000	80.74
<b>-LADA PUTIH</b>	<b>775,360</b>	<b>828,027</b>	<b>6.79</b>	<b>3,033,082</b>	<b>3,977,262</b>	<b>31.13</b>
JAPAN	75,000	75,000	0.00	346,075	367,840	6.29
TAIWAN	16,000	25,000	56.25	33,280	126,925	281.39
SINGAPORE	119,360	106,896	-10.44	370,216	493,700	33.35
MALAYSIA	35,000	53,711	53.46	154,940	281,713	81.82
VIET NAM	30,000	197,500	558.33	144,315	939,699	551.14
INDIA	17,000	9,000	-47.06	59,840	22,500	-62.40
AUSTRALIA	17,000	34,000	100.00	70,700	169,260	139.41
UNITED STATES	217,000	75,000	-65.44	886,892	369,035	-58.39
NETHERLANDS	144,000	122,117	-15.20	576,555	623,955	8.22
FRANCE	15,000	0	-100.00	52,875	0	-100.00
GERMANY, FED. REP. OF	75,000	75,000	0.00	270,700	347,625	28.42
BELGIUM	0	39,803	-	0	182,760	-
ITALY	15,000	15,000	0.00	66,694	52,250	-21.66
<b>-KAYU MANIS DAN BUNGANYA</b>	<b>1,907,097</b>	<b>2,032,875</b>	<b>6.60</b>	<b>1,615,581</b>	<b>2,075,228</b>	<b>28.45</b>
KOREA, REPUBLIC OF	8,000	0	-100.00	5,420	0	-100.00
CHINA	0	12,173	-	0	4,869	-
THAILAND	76,799	88,159	14.79	72,053	92,930	28.97
SINGAPORE	35,722	34,943	-2.18	30,688	21,502	-29.93
MALAYSIA	53,399	64,635	21.04	48,244	48,303	0.12

TABEL 5. PERKEMBANGAN EKSPOR INDONESIA MENURUT KOMODITI DAN NEGARA TUJUAN

JENIS BARANG	BERAT BERSIH (KG)		PERUB	NILAI FOB (US \$)		PERUB
	JAN-JAN 2009	JAN-JAN 2010	%	JAN-JAN 2009	JAN-JAN 2010	%
(1)	(2)	(3)	(4)	(5)	(6)	(7)
VIET NAM	0	78,000	-	0	66,058	-
MALDIVES	268	249	-7.09	515	563	9.32
INDIA	0	38,000	-	0	35,175	-
BANGLADESH	0	15,525	-	0	11,979	-
IRAN (ISLAMIC REPUBLIC OF)	10,000	0	-100.00	6,000	0	-100.00
ISRAEL	0	11,709	-	0	11,600	-
JORDAN	2,799	0	-100.00	3,482	0	-100.00
SYRIA ARAB REPUBLIC	0	39,603	-	0	28,533	-
TURKEY	37,000	0	-100.00	37,150	0	-100.00
UNITED ARAB EMIRATES	103,000	53,000	-48.54	48,971	29,120	-40.54
LIBYAN ARAB JAMAHIRIYA	0	21,000	-	0	18,045	-
ALGERIA	46,000	19,254	-58.14	32,314	10,625	-67.12
MAURITIUS	0	8,000	-	0	6,720	-
AUSTRALIA	0	10,300	-	0	14,252	-
UNITED STATES	1,224,996	978,132	-20.15	1,080,920	1,113,322	3.00
MEXICO	17,000	0	-100.00	7,790	0	-100.00
VENEZUELA	17,000	0	-100.00	18,615	0	-100.00
ARGENTINA	4,162	0	-100.00	2,980	0	-100.00
BRAZIL	12,000	41,280	244.00	7,484	44,735	497.74
COLOMBIA	0	10,000	-	0	5,900	-
DOMINICAN REPUBLIC	104,500	170,999	63.64	74,894	144,126	92.44
NETHERLANDS	20,200	85,000	320.79	25,885	113,654	339.07
FRANCE	38,375	0	-100.00	35,829	0	-100.00
GERMANY, FED. REP. OF	7,999	127,841	1,498.21	6,555	119,980	1,730.36
BELGIUM	0	9,075	-	0	11,600	-
SWEDEN	877	0	-100.00	750	0	-100.00
ITALY	3	0	-100.00	260	0	-100.00
PORTUGAL	0	61,000	-	0	67,300	-
GREECE	64,998	30,999	-52.31	55,317	25,777	-53.40
POLAND	22,000	0	-100.00	13,465	0	-100.00
RUSSIA FEDERATION	0	23,999	-	0	28,560	-
<b>-BIJI PALA &amp; BUNGANYA DAN K/</b>	<b>1,406,100</b>	<b>1,641,490</b>	<b>16.74</b>	<b>3,569,173</b>	<b>5,912,514</b>	<b>65.66</b>
JAPAN	31,999	32,097	0.31	159,090	335,762	111.05
HONG KONG	30	57	90.00	43	124	188.37
KOREA, REPUBLIC OF	16,757	44,929	168.12	32,251	61,277	90.00
TAIWAN	20,411	5,966	-70.77	21,267	2,983	-85.97
THAILAND	16,305	13,113	-19.58	86,689	61,126	-29.49
SINGAPORE	33,688	16,246	-51.78	154,340	141,168	-8.53
PHILIPPINES	0	13,000	-	0	55,550	-
MALAYSIA	54,775	112,107	104.67	56,203	148,961	165.04
VIET NAM	772,562	638,493	-17.35	1,176,987	1,211,771	2.96
INDIA	56,500	46,920	-16.96	194,610	253,394	30.21
PAKISTAN	20,850	87,614	320.21	103,361	418,995	305.37
BANGLADESH	0	44,780	-	0	124,276	-
SAUDI ARABIA	1,508	2,836	88.06	754	1,419	88.20
ISRAEL	0	2,030	-	0	11,673	-
KUWAIT	1,555	0	-100.00	5,450	0	-100.00
JORDAN	5,916	0	-100.00	7,357	0	-100.00
UNITED ARAB EMIRATES	10,413	38,750	272.13	6,768	26,378	289.75
BENIN	18,000	0	-100.00	14,400	0	-100.00
SOUTH AFRICA	0	3	-	0	14	-
EAST TIMOR	0	1,182	-	0	206	-
UNITED STATES	118,417	112,379	-5.10	429,892	539,030	25.39
CANADA	7,019	32,664	365.37	33,511	128,523	283.52
MEXICO	6,499	0	-100.00	6,524	0	-100.00
ARGENTINA	0	9,964	-	0	65,350	-
BRAZIL	0	17,718	-	0	34,500	-
DOMINICAN REPUBLIC	0	8,563	-	0	24,660	-
NETHERLANDS	90,998	99,210	9.02	459,529	641,897	39.69
FRANCE	3,400	22,497	561.68	32,379	224,711	594.00
GERMANY, FED. REP. OF	21,998	64,376	192.64	108,000	323,293	199.35
BELGIUM	25,000	86,996	247.98	110,300	563,290	410.69
ITALY	30,000	45,000	50.00	182,550	379,958	108.14
SPAIN	14,000	15,000	7.14	85,940	62,900	-26.81
RUSSIA FEDERATION	27,500	27,000	-1.82	100,978	69,325	-31.35
<b>-PANILI</b>	<b>14,364</b>	<b>42,470</b>	<b>195.67</b>	<b>70,460</b>	<b>596,704</b>	<b>746.87</b>
HONG KONG	25	0	-100.00	622	0	-100.00
TAIWAN	0	98	-	0	210	-
CHINA	0	12,150	-	0	133,844	-
SINGAPORE	0	63	-	0	5,330	-
NEW ZEALAND	0	60	-	0	3,420	-
UNITED STATES	4,339	30,099	593.69	45,838	453,900	890.23

TABEL 5. PERKEMBANGAN EKSPOR INDONESIA MENURUT KOMODITI DAN NEGARA TUJUAN

JENIS BARANG	BERAT BERSIH (KG)		PERUB	NILAI FOB (US \$)		PERUB
	JAN-JAN 2009	JAN-JAN 2010	%	JAN-JAN 2009	JAN-JAN 2010	%
	(1)	(2)	(3)	(4)	(5)	(6)
NETHERLANDS	10,000	0	-100.00	24,000	0	-100.00
<b>-LAINNYA</b>	<b>927,563</b>	<b>945,752</b>	<b>1.96</b>	<b>1,522,325</b>	<b>1,360,706</b>	<b>-10.62</b>
JAPAN	25,940	10,058	-61.23	17,319	49,509	185.87
HONG KONG	918	344	-62.53	2,988	2,822	-5.56
KOREA, REPUBLIC OF	600	0	-100.00	1,956	0	-100.00
TAIWAN	15,094	16,360	8.39	54,983	44,516	-19.04
THAILAND	8,940	2,472	-72.35	43,386	19,383	-55.32
SINGAPORE	127,901	77,287	-39.57	55,447	91,731	65.44
PHILIPPINES	0	640	-	0	6,413	-
MALAYSIA	158,981	122,952	-22.66	242,161	177,932	-26.52
VIET NAM	72,029	24,136	-66.49	42,845	28,891	-32.57
INDIA	207,243	380,080	83.40	463,636	414,423	-10.61
PAKISTAN	0	34,000	-	0	14,970	-
SAUDI ARABIA	84,063	79,306	-5.66	172,316	293,037	70.06
KUWAIT	6,492	0	-100.00	22,753	0	-100.00
JORDAN	1,633	0	-100.00	2,031	0	-100.00
LEBANON	0	12,000	-	0	3,250	-
SYRIA ARAB REPUBLIC	70,000	20,000	-71.43	23,180	11,100	-52.11
UNITED ARAB EMIRATES	44,364	36,850	-16.94	31,604	18,437	-41.66
QATAR	0	172	-	0	64	-
EGYPT	20,000	40,000	100.00	7,200	25,395	252.71
AUSTRALIA	0	22,369	-	0	42,357	-
UNITED STATES	12,702	31,131	145.09	35,165	57,377	63.17
MEXICO	2,214	0	-100.00	2,223	0	-100.00
ARGENTINA	0	335	-	0	2,200	-
BRAZIL	8,730	2,951	-66.20	40,652	25,053	-38.37
UNITED KINGDOM	100	19,000	18,900.00	90	2,225	2,372.22
NETHERLANDS	29,707	1	-100.00	35,156	1	-100.00
FRANCE	29,912	13,004	-56.53	225,234	29,259	-87.01
GERMANY, FED. REP. OF	0	304	-	0	361	-
<b>TEBAKAU</b>	<b>1,722,284</b>	<b>3,256,774</b>	<b>89.10</b>	<b>3,991,118</b>	<b>6,449,191</b>	<b>61.59</b>
TAIWAN	75,000	0	-100.00	1,875	0	-100.00
SINGAPORE	4	23,213	580,225.00	20	47,130	235,550.00
PHILIPPINES	168,140	110,880	-34.05	138,209	252,648	82.80
MALAYSIA	301,177	198,875	-33.97	746,680	92,976	-87.55
VIET NAM	0	9,359	-	0	39,564	-
SRI LANKA	36,796	0	-100.00	707,681	0	-100.00
EGYPT	360,000	891,000	147.50	729,000	2,293,830	214.65
TUNISIA	0	150,000	-	0	120,000	-
ALGERIA	0	193,800	-	0	294,908	-
CAMEROON	0	17,280	-	0	6,566	-
SOUTH AFRICA	1,371	60,000	4,276.37	3,650	60,000	1,543.84
AUSTRALIA	0	22,195	-	0	25,360	-
UNITED STATES	388,802	147,927	-61.95	407,109	275,598	-32.30
NICARAGUA	18,000	0	-100.00	170,820	0	-100.00
BRAZIL	0	20	-	0	20	-
PARAGUAY	0	198,400	-	0	283,800	-
NETHERLANDS	8,742	105,595	1,107.90	137,770	256,964	86.52
FRANCE	85,320	93,343	9.40	21,798	12,480	-42.75
GERMANY, FED. REP. OF	115,294	232,071	101.29	243,990	454,090	86.11
BELGIUM	94,639	473,538	400.36	330,965	1,131,996	242.03
ITALY	0	100,000	-	0	220,000	-
SPAIN	33,999	0	-100.00	321,951	0	-100.00
GREECE	15,000	0	-100.00	600	0	-100.00
POLAND	20,000	79,200	296.00	29,000	359,568	1,139.89
RUSSIA FEDERATION	0	150,078	-	0	221,693	-
<b>BIJI COKLAT</b>	<b>16,756,464</b>	<b>43,482,028</b>	<b>159.49</b>	<b>38,290,260</b>	<b>125,871,816</b>	<b>228.73</b>
CHINA	145,000	1,487,625	925.95	289,260	4,463,135	1,442.95
THAILAND	566,000	566,000	0.00	1,327,464	1,676,444	26.29
SINGAPORE	5,306,258	4,879,004	-8.05	12,268,959	14,854,905	21.08
MALAYSIA	9,397,330	12,390,496	31.85	21,002,689	35,574,758	69.38
SRI LANKA	0	15,000	-	0	51,700	-
AUSTRALIA	0	29	-	0	189	-
UNITED STATES	1,240,876	22,568,876	1,718.79	3,041,288	64,449,660	2,019.16
MEXICO	0	199,998	-	0	592,566	-
NETHERLANDS	51,000	12,500	-75.49	164,100	59,375	-63.82
GERMANY, FED. REP. OF	50,000	1,250,000	2,400.00	196,500	3,786,839	1,827.14
BELGIUM	0	12,500	-	0	62,123	-
SPAIN	0	100,000	-	0	300,122	-
<b>-IKAN TONGKOL/TUNA</b>	<b>4,478,317</b>	<b>3,931,418</b>	<b>-12.21</b>	<b>11,473,274</b>	<b>10,681,958</b>	<b>-6.90</b>

TABEL 5. PERKEMBANGAN EKSPOR INDONESIA MENURUT KOMODITI DAN NEGARA TUJUAN

JENIS BARANG	BERAT BERSIH (KG)		PERUB	NILAI FOB (US \$)		PERUB
	JAN-JAN 2009	JAN-JAN 2010	%	JAN-JAN 2009	JAN-JAN 2010	%
	(1)	(2)	(3)	(4)	(5)	(6)
JAPAN	1,543,894	1,600,594	3.67	6,039,530	6,163,298	2.05
HONG KONG	44,904	19,414	-56.77	116,220	38,514	-66.86
KOREA, REPUBLIC OF	438	1,284	193.15	3,550	8,269	132.93
TAIWAN	254,926	223,911	-12.17	254,855	153,859	-39.63
CHINA	134,807	71,937	-46.64	61,903	66,642	7.66
THAILAND	1,269,409	880,046	-30.67	903,320	493,310	-45.39
SINGAPORE	129,744	97,904	-24.54	283,165	343,466	21.30
PHILIPPINES	9,899	300	-96.97	8,118	564	-93.05
MALAYSIA	392	46,905	11,865.56	3,890	129,238	3,222.31
VIET NAM	180,299	201,509	11.76	434,796	639,532	47.09
SRI LANKA	0	26,069	-	0	26,069	-
IRAN (ISLAMIC REPUBLIC OF)	103,006	0	-100.00	128,757	0	-100.00
ISRAEL	0	23,576	-	0	38,174	-
KUWAIT	299	0	-100.00	3,860	0	-100.00
JORDAN	100	105,772	105,672.00	1,170	310,570	26,444.44
YEMEN	0	10,500	-	0	36,341	-
UNITED ARAB EMIRATES	1,550	2,250	45.16	13,045	18,975	45.46
QATAR	0	480	-	0	2,400	-
BAHRAIN	0	200	-	0	2,000	-
EGYPT	27,000	50,000	85.19	16,521	36,100	118.51
LIBYAN ARAB JAMAHIRIYA	99,000	0	-100.00	420,750	0	-100.00
TUNISIA	54,000	0	-100.00	83,700	0	-100.00
AUSTRALIA	19,763	23,776	20.31	16,426	153,155	832.39
NEW ZEALAND	0	14,901	-	0	32,782	-
UNITED STATES	544,033	453,552	-16.63	2,481,856	1,607,488	-35.23
CANADA	1,047	0	-100.00	2,093	0	-100.00
MEXICO	0	47,858	-	0	272,524	-
NETHERLANDS	23,519	0	-100.00	52,638	0	-100.00
BELGIUM	23,289	17,800	-23.57	112,111	77,367	-30.99
RUSSIA FEDERATION	12,999	10,880	-16.30	31,000	31,321	1.04
<b>-UBUR-UBUR</b>	<b>292,616</b>	<b>1,665,728</b>	<b>469.25</b>	<b>654,107</b>	<b>1,951,374</b>	<b>198.33</b>
JAPAN	111,645	138,377	23.94	262,628	405,094	54.25
HONG KONG	370	9,660	2,510.81	522	25,711	4,825.48
KOREA, REPUBLIC OF	66,011	186,940	183.20	112,456	228,237	102.96
TAIWAN	15,237	50,179	229.32	26,874	71,086	164.52
CHINA	10	0	-100.00	70	0	-100.00
MACAU	0	30	-	0	540	-
SINGAPORE	1,272	3,703	191.12	1,285	14,145	1,000.78
MALAYSIA	32	8,375	26,071.88	128	8,018	6,164.06
VIET NAM	0	1,178,171	-	0	981,833	-
IRAN (ISLAMIC REPUBLIC OF)	0	20	-	0	103	-
JORDAN	0	18	-	0	47	-
TURKEY	0	124	-	0	289	-
UNITED ARAB EMIRATES	197	659	234.52	76	1,298	1,607.89
SOUTH AFRICA	29,280	297	-98.99	101,260	678	-99.33
NEW ZEALAND	15	144	860.00	23	90	291.30
UNITED STATES	37,266	41,621	11.69	92,796	118,186	27.36
CANADA	1,293	21,647	1,574.17	1,169	43,316	3,605.39
UNITED KINGDOM	2,487	3,721	49.62	1,000	6,859	585.90
NETHERLANDS	2,478	2,670	7.75	774	4,631	498.32
FRANCE	4,898	6,614	35.03	2,631	6,885	161.69
GERMANY, FED. REP. OF	4,086	5,124	25.40	2,602	12,116	365.64
BELGIUM	14,933	0	-100.00	44,000	0	-100.00
SWITZERLAND	20	57	185.00	200	305	52.50
DENMARK	0	321	-	0	250	-
SWEDEN	0	236	-	0	313	-
FINLAND	0	67	-	0	90	-
IRELAND	0	395	-	0	1,292	-
ITALY	794	733	-7.68	3,423	2,697	-21.21
SPAIN	0	14	-	0	200	-
GREECE	0	803	-	0	1,761	-
POLAND	165	423	156.36	70	773	1,004.29
BULGARIA	0	166	-	0	476	-
LITHUANIA	0	3,945	-	0	13,620	-
CROATIA	0	208	-	0	111	-
CZECH REPUBLIC	127	191	50.39	120	130	8.33
RUSSIA FEDERATION	0	75	-	0	194	-
<b>-KEPITING, KERANG-KERANGAN</b>	<b>3,102,236</b>	<b>5,641,351</b>	<b>81.85</b>	<b>9,749,994</b>	<b>12,884,622</b>	<b>32.15</b>
JAPAN	68,885	146,246	112.30	342,366	440,669	28.71
HONG KONG	40,908	575,791	1,307.53	200,054	887,250	343.51
KOREA, REPUBLIC OF	181,216	229,574	26.69	519,546	640,752	23.33
TAIWAN	353,204	1,359,007	284.77	446,135	1,649,229	269.67

TABEL 5. PERKEMBANGAN EKSPOR INDONESIA MENURUT KOMODITI DAN NEGARA TUJUAN

JENIS BARANG	BERAT BERSIH (KG)		PERUB	NILAI FOB (US \$)		PERUB
	JAN-JAN 2009	JAN-JAN 2010	%	JAN-JAN 2009	JAN-JAN 2010	%
	(1)	(2)	(3)	(4)	(5)	(6)
CHINA	560,937	460,743	-17.86	500,678	418,722	-16.37
MACAU	1,007	1,800	78.75	1,311	2,425	84.97
THAILAND	14,008	452,385	3,129.48	9,103	233,694	2,467.22
SINGAPORE	240,734	232,227	-3.53	688,826	550,535	-20.08
PHILIPPINES	260	20,000	7,592.31	11,415	80,000	600.83
MALAYSIA	272,518	321,172	17.85	458,159	270,333	-41.00
VIET NAM	116,351	454,800	290.89	157,819	272,799	72.86
INDIA	0	25,500	-	0	28,080	-
IRAN (ISLAMIC REPUBLIC OF)	0	11	-	0	86	-
SAUDI ARABIA	0	2	-	0	2	-
KUWAIT	0	8	-	0	200	-
LEBANON	20,007	0	-100.00	64,724	0	-100.00
TURKEY	0	21,299	-	0	22,100	-
CYPRUS	46,372	19,980	-56.91	143,214	49,950	-65.12
SOUTH AFRICA	0	2	-	0	25	-
MAURITIUS	4,277	17,365	306.01	10,056	33,616	234.29
AUSTRALIA	22,879	11,078	-51.58	157,228	49,251	-68.68
UNITED STATES	531,052	484,832	-8.70	4,106,762	5,207,924	26.81
CANADA	19,727	20,429	3.56	126,722	49,534	-60.91
MEXICO	25,011	0	-100.00	33,168	0	-100.00
PANAMA	20,410	0	-100.00	63,251	0	-100.00
PUERTO RICO	97,706	36,244	-62.91	333,310	112,933	-66.12
DOMINICAN REPUBLIC	0	3,626	-	0	12,196	-
MARTINIQUE	0	17,796	-	0	45,559	-
GUADELOUPE	0	6,699	-	0	10,793	-
UNITED KINGDOM	10,594	1,038	-90.20	133,434	890	-99.33
NETHERLANDS	0	12,043	-	0	89,983	-
FRANCE	5,554	39,470	610.66	7,869	98,885	1,156.64
GERMANY, FED. REP. OF	0	3,972	-	0	34,885	-
BELGIUM	2	257	12,750.00	2	272	13,500.00
SWITZERLAND	2,796	264	-90.56	10,829	205	-98.11
NORWAY	0	79	-	0	100	-
SWEDEN	0	183	-	0	78	-
ITALY	433,109	614,974	41.99	1,181,627	1,484,226	25.61
SPAIN	0	48	-	0	225	-
PORTUGAL	3,559	21,760	511.41	11,267	43,839	289.09
HUNGARY	0	1	-	0	7	-
POLAND	0	175	-	0	337	-
ALBANIA	0	17,999	-	0	42,400	-
CROATIA	0	10,472	-	0	19,633	-
MALTA	9,153	0	-100.00	31,119	0	-100.00
<b>-BEKICOT</b>	<b>166,587</b>	<b>144,316</b>	<b>-13.37</b>	<b>530,420</b>	<b>427,352</b>	<b>-19.43</b>
HONG KONG	56,555	31,230	-44.78	360,700	177,800	-50.71
KOREA, REPUBLIC OF	13,200	0	-100.00	35,580	0	-100.00
TAIWAN	79,421	42,285	-46.76	94,743	41,728	-55.96
MACAU	360	0	-100.00	360	0	-100.00
THAILAND	0	3,945	-	0	6,750	-
SINGAPORE	12,750	16,407	28.68	33,455	50,801	51.85
MALAYSIA	4,301	8,779	104.12	5,582	5,417	-2.96
TURKEY	0	24	-	0	56	-
UNITED ARAB EMIRATES	0	13	-	0	38	-
SOUTH AFRICA	0	72	-	0	180	-
UNITED STATES	0	203	-	0	459	-
CANADA	0	16,992	-	0	51,330	-
UNITED KINGDOM	0	234	-	0	571	-
FRANCE	0	24,034	-	0	91,992	-
GREECE	0	48	-	0	96	-
POLAND	0	32	-	0	88	-
RUSSIA FEDERATION	0	18	-	0	46	-
<b>-IKAN LAINNYA</b>	<b>22,898,030</b>	<b>28,173,227</b>	<b>23.04</b>	<b>24,552,911</b>	<b>30,172,092</b>	<b>22.89</b>
JAPAN	888,560	2,177,407	145.05	3,178,076	3,552,993	11.80
HONG KONG	1,853,842	1,181,887	-36.25	4,691,445	6,800,482	44.95
KOREA, REPUBLIC OF	750,607	621,117	-17.25	1,196,367	257,301	-78.49
TAIWAN	621,848	1,642,563	164.14	789,538	1,492,704	89.06
CHINA	6,078,537	4,686,692	-22.90	2,100,132	2,248,246	7.05
MACAU	292	280	-4.11	372	2,320	523.66
THAILAND	5,209,601	8,542,649	63.98	2,710,398	3,936,568	45.24
SINGAPORE	2,078,722	1,922,427	-7.52	3,082,153	2,438,623	-20.88
PHILIPPINES	257,356	2,979	-98.84	95,868	82,810	-13.62
MALAYSIA	2,446,514	3,355,469	37.15	2,559,950	3,065,563	19.75
CAMBODIA	306	0	-100.00	1,562	0	-100.00
BRUNEI DARUSSALAM	11,502	9,840	-14.45	25,075	40,166	60.18



TABEL 5. PERKEMBANGAN EKSPOR INDONESIA MENURUT KOMODITI DAN NEGARA TUJUAN

JENIS BARANG	BERAT BERSIH (KG)		PERUB	NILAI FOB (US \$)		PERUB
	JAN-JAN 2009	JAN-JAN 2010	%	JAN-JAN 2009	JAN-JAN 2010	%
(1)	(2)	(3)	(4)	(5)	(6)	(7)
VIET NAM	1,313,703	2,432,208	85.14	813,904	2,138,403	162.73
INDIA	0	15	-	0	125	-
PAKISTAN	50	0	-100.00	10	0	-100.00
SRI LANKA	16,201	82,007	406.18	8,587	95,590	1,013.19
IRAN (ISLAMIC REPUBLIC OF)	2,044	83,272	3,973.97	9,718	116,047	1,094.14
SAUDI ARABIA	29,908	4,072	-86.38	20,292	16,467	-18.85
ISRAEL	26,884	25,155	-6.43	86,675	85,335	-1.55
KUWAIT	416	181	-56.49	1,011	2,001	97.92
JORDAN	580	704	21.38	340	1,361	300.29
LEBANON	0	350	-	0	850	-
SYRIA ARAB REPUBLIC	2,201	888	-59.65	2,256	2,311	2.44
TURKEY	27	113	318.52	179	265	48.04
UNITED ARAB EMIRATES	112	12,536	11,092.86	2,673	40,260	1,406.17
QATAR	44	29	-34.09	355	1,249	251.83
BAHRAIN	0	55	-	0	701	-
CYPRUS	569	1,375	141.65	1,362	2,284	67.69
EGYPT	50,000	0	-100.00	43,750	0	-100.00
MOROCCO	160	0	-100.00	320	0	-100.00
TUNISIA	0	49,985	-	0	67,481	-
MOZAMBIQUE	91,025	166,948	83.41	111,336	237,864	113.65
TOGO	0	15,500	-	0	21,380	-
GHANA	42,000	46,500	10.71	40,000	61,200	53.00
SOUTH AFRICA	1,864	657	-64.75	2,261	2,176	-3.76
MAURITIUS	54,271	50,011	-7.85	89,112	84,457	-5.22
AUSTRALIA	140,926	111,739	-20.71	240,375	245,832	2.27
NEW ZEALAND	7,858	17,081	117.37	23,923	19,864	-16.97
SAMOA	37,030	37,188	0.43	35,420	40,106	13.23
SOLOMON ISLANDS	0	18,594	-	0	19,693	-
UNITED STATES	337,889	256,415	-24.11	1,048,174	1,609,666	53.57
CANADA	9,842	29,046	195.12	22,023	35,770	62.42
MEXICO	71,041	493	-99.31	469,823	3,925	-99.16
GUATEMALA	0	48,166	-	0	74,451	-
PANAMA	83,688	0	-100.00	94,607	0	-100.00
PUERTO RICO	45,492	21,880	-51.90	183,905	75,898	-58.73
EL SALVADOR	0	25,999	-	0	15,730	-
FRENCH POLYNESIA	28,000	0	-100.00	19,040	0	-100.00
GUADELOUPE	0	4,879	-	0	7,861	-
UNITED KINGDOM	56,172	16,982	-69.77	116,373	59,540	-48.84
NETHERLANDS	79,080	29,871	-62.23	165,906	60,349	-63.62
FRANCE	40,880	90,123	120.46	91,994	162,548	76.69
GERMANY, FED. REP. OF	15,932	8,169	-48.73	85,446	52,875	-38.12
AUSTRIA	1,044	894	-14.37	9,699	5,933	-38.83
BELGIUM	37,170	68,210	83.51	58,914	93,431	58.59
SWITZERLAND	3,581	578	-83.86	25,355	3,628	-85.69
DENMARK	1,121	470	-58.07	4,776	1,128	-76.38
NORWAY	562	796	41.64	1,447	2,670	84.52
SWEDEN	1,071	1,374	28.29	12,699	15,352	20.89
FINLAND	0	42	-	0	56	-
IRELAND	307	736	139.74	886	2,660	200.23
ITALY	53,412	56,186	5.19	104,656	71,641	-31.55
SPAIN	3,781	2,873	-24.01	9,617	19,227	99.93
PORTUGAL	243	744	206.17	136	1,265	830.15
GREECE	465	1,414	204.09	1,632	3,829	134.62
DEMOCRATIC REPUBLIC OF THE	0	36,000	-	0	86,400	-
HUNGARY	273	301	10.26	749	1,241	65.69
POLAND	4,558	3,189	-30.04	29,698	20,666	-30.41
ROMANIA	1,589	572	-64.00	1,409	1,144	-18.81
BULGARIA	0	91	-	0	262	-
KAZAKHSTAN	0	15	-	0	219	-
LITHUANIA	156	0	-100.00	95	0	-100.00
CROATIA	0	74	-	0	40	-
SLOVAKIA	270	0	-100.00	1,120	0	-100.00
CZECH REPUBLIC	2,143	3,939	83.81	16,560	84,128	408.02
RUSSIA FEDERATION	2,708	162,233	5,890.88	11,377	377,481	3,217.93
<b>-BIJI BUNGA</b>	<b>34</b>	<b>9,491</b>	<b>27,814.71</b>	<b>79,480</b>	<b>171,011</b>	<b>115.16</b>
SINGAPORE	6	9,226	153,666.67	18,158	115,437	535.74
INDIA	0	257	-	0	33,752	-
UNITED KINGDOM	0	8	-	0	21,822	-
NETHERLANDS	28	0	-100.00	61,322	0	-100.00
<b>-BIJI KAPAS</b>	<b>0</b>	<b>100,000</b>	<b>-</b>	<b>0</b>	<b>16,225</b>	<b>-</b>
JAPAN	0	100,000	-	0	16,225	-

TABEL 5. PERKEMBANGAN EKSPOR INDONESIA MENURUT KOMODITI DAN NEGARA TUJUAN

JENIS BARANG	BERAT BERSIH (KG)		PERUB	NILAI FOB (US \$)		PERUB
	JAN-JAN 2009	JAN-JAN 2010	%	JAN-JAN 2009	JAN-JAN 2010	%
	(1)	(2)	(3)	(4)	(5)	(6)
<b>-BIJI LAINNYA</b>	<b>28,059,181</b>	<b>50,266,992</b>	<b>79.15</b>	<b>1,638,483</b>	<b>3,147,941</b>	<b>92.13</b>
JAPAN	93	927	896.77	1,910	21,939	1,048.64
HONG KONG	19,920	65,695	229.79	33,973	32,210	-5.19
KOREA, REPUBLIC OF	14,613	239,802	1,541.02	34,274	70,721	106.34
CHINA	80,000	79,999	0.00	53,686	53,253	-0.81
THAILAND	108,154	23,553	-78.22	172,171	148,473	-13.76
SINGAPORE	28,305	68,636	142.49	33,675	39,475	17.22
PHILIPPINES	0	18,660	-	0	32,932	-
MALAYSIA	24,160	38,000	57.28	13,482	48,152	257.16
VIET NAM	250	335,610	134,144.00	4,388	396,367	8,932.98
INDIA	0	124,920	-	0	130,364	-
SAUDI ARABIA	1,530	0	-100.00	1,877	0	-100.00
CAMEROON	0	12	-	0	121	-
AUSTRALIA	15,505	0	-100.00	29,632	0	-100.00
EAST TIMOR	11,645	23,879	105.06	9,438	18,737	98.53
NETHERLANDS	528	0	-100.00	1,025	0	-100.00
ITALY	27,754,478	49,247,299	77.44	1,248,952	2,155,197	72.56
<b>BULU BEBEK</b>	<b>0</b>	<b>28,624</b>	<b>-</b>	<b>0</b>	<b>20,038</b>	<b>-</b>
TAIWAN	0	28,624	-	0	20,038	-
<b>DAMAR DAN GETAH DAMAR</b>	<b>917,039</b>	<b>3,405,596</b>	<b>271.37</b>	<b>860,218</b>	<b>3,124,482</b>	<b>263.22</b>
JAPAN	36,000	55,200	53.33	32,400	49,680	53.33
KOREA, REPUBLIC OF	57,600	0	-100.00	51,840	0	-100.00
TAIWAN	0	400,798	-	0	362,035	-
CHINA	19,200	19,200	0.00	17,280	17,280	0.00
THAILAND	0	57,600	-	0	51,840	-
SINGAPORE	9,857	0	-100.00	23,368	0	-100.00
PHILIPPINES	19,200	38,400	100.00	17,280	34,560	100.00
MALAYSIA	0	28,000	-	0	38,757	-
INDIA	249,600	992,799	297.76	224,640	934,560	316.03
PAKISTAN	0	57,600	-	0	51,840	-
BANGLADESH	76,800	57,600	-25.00	69,120	51,840	-25.00
JORDAN	64,000	0	-100.00	60,130	0	-100.00
TURKEY	19,200	19,200	0.00	17,280	17,280	0.00
UNITED ARAB EMIRATES	20,782	0	-100.00	19,120	0	-100.00
MEXICO	20,000	0	-100.00	20,000	0	-100.00
VENEZUELA	0	19,200	-	0	17,280	-
NETHERLANDS	115,200	806,400	600.00	102,528	725,760	607.87
FRANCE	0	38,400	-	0	34,560	-
GERMANY, FED. REP. OF	209,600	296,800	41.60	205,232	269,071	31.11
BELGIUM	0	268,800	-	0	241,728	-
ITALY	0	192,000	-	0	172,800	-
POLAND	0	57,599	-	0	53,611	-
<b>KOPAL DAN LAIN-LAIN</b>	<b>1,672,221</b>	<b>1,933,350</b>	<b>15.62</b>	<b>1,612,726</b>	<b>1,658,170</b>	<b>2.82</b>
JAPAN	114,427	10	-99.99	224,713	15	-99.99
HONG KONG	11,701	2,000	-82.91	34,711	8,990	-74.10
KOREA, REPUBLIC OF	20,000	14,999	-25.01	45,306	21,942	-51.57
TAIWAN	0	40,438	-	0	11,523	-
CHINA	30,000	61,756	105.85	313,919	56,202	-82.10
THAILAND	16,198	60,773	275.19	25,544	74,180	190.40
SINGAPORE	99,112	213,351	115.26	142,096	302,113	112.61
PHILIPPINES	15,000	18,100	20.67	26,750	6,220	-76.75
MALAYSIA	47,985	88,788	85.03	76,720	90,633	18.13
VIET NAM	14,999	103,084	587.27	30,000	79,991	166.64
INDIA	942,058	538,729	-42.81	431,277	304,262	-29.45
PAKISTAN	47,250	159,300	237.14	30,332	76,555	152.39
BANGLADESH	100,125	188,025	87.79	44,644	80,198	79.64
SRI LANKA	47,620	96,740	103.15	13,315	26,552	99.41
IRAQ	0	15,000	-	0	7,000	-
SAUDI ARABIA	0	66,600	-	0	34,574	-
YEMEN	0	19,980	-	0	9,990	-
SYRIA ARAB REPUBLIC	0	33,000	-	0	21,450	-
UNITED ARAB EMIRATES	71,720	40,980	-42.86	32,380	19,065	-41.12
EGYPT	32,000	59,336	85.43	65,950	89,705	36.02
LIBYAN ARAB JAMAHIRIYA	0	37,650	-	0	35,768	-
SUDAN	22,000	0	-100.00	15,950	0	-100.00
SEYCHELLES	0	2,004	-	0	1,000	-
DJIBOUTI	0	20,000	-	0	9,500	-
AUSTRALIA	0	17	-	0	13	-
NEW CALEDONIA	0	21	-	0	27	-
UNITED STATES	15,000	0	-100.00	11,755	0	-100.00
MEXICO	0	288	-	0	1,716	-

TABEL 5. PERKEMBANGAN EKSPOR INDONESIA MENURUT KOMODITI DAN NEGARA TUJUAN

JENIS BARANG	BERAT BERSIH (KG)		PERUB	NILAI FOB (US \$)		PERUB
	JAN-JAN 2009	JAN-JAN 2010	%	JAN-JAN 2009	JAN-JAN 2010	%
(1)	(2)	(3)	(4)	(5)	(6)	(7)
UNITED KINGDOM	0	10,000	-	0	119,300	-
NETHERLANDS	15,000	0	-100.00	18,750	0	-100.00
FRANCE	7,000	1,359	-80.59	13,300	1,997	-84.98
GERMANY, FED. REP. OF	3,000	17,000	466.67	15,000	62,130	314.20
BELGIUM	0	1,322	-	0	1,584	-
ITALY	26	22,000	84,515.38	314	101,200	32,129.30
SPAIN	0	700	-	0	2,775	-
<b>SAYUR-SAYURAN</b>	<b>5,233,043</b>	<b>8,739,324</b>	<b>67.00</b>	<b>2,627,172</b>	<b>5,166,860</b>	<b>96.67</b>
JAPAN	164,986	284,870	72.66	247,068	417,879	69.14
HONG KONG	1,904	29,287	1,438.18	4,706	60,138	1,177.90
KOREA, REPUBLIC OF	2,578	3,584	39.02	6,418	7,750	20.75
TAIWAN	297	171,384	57,605.05	1,069	209,094	19,459.78
THAILAND	93,202	48,042	-48.45	59,727	38,915	-34.85
SINGAPORE	1,173,887	1,807,948	54.01	698,970	961,037	37.49
PHILIPPINES	597,500	2,086,857	249.26	112,896	1,324,816	1,073.48
MALAYSIA	2,989,660	1,954,224	-34.63	1,212,455	576,028	-52.49
BRUNEI DARUSSALAM	5,324	5,365	0.77	18,043	16,206	-10.18
VIET NAM	0	350	-	0	175	-
MALDIVES	0	63	-	0	277	-
INDIA	0	1,437,650	-	0	1,143,373	-
PAKISTAN	0	657,490	-	0	212,369	-
SAUDI ARABIA	4,592	9,084	97.82	2,056	4,241	106.27
QATAR	0	56	-	0	21	-
BAHRAIN	13,131	0	-100.00	22,018	0	-100.00
GUAM	0	124	-	0	1,484	-
EAST TIMOR	1,441	30,453	2,013.32	1,168	6,811	483.13
UNITED STATES	90,085	0	-100.00	137,137	0	-100.00
NETHERLANDS	456	71,174	15,508.33	229	72,602	31,603.93
FRANCE	0	297	-	0	297	-
GERMANY, FED. REP. OF	0	22	-	0	9	-
RUSSIA FEDERATION	94,000	141,000	50.00	103,212	113,338	9.81
<b>BUAH-BUAHAN</b>	<b>19,380,841</b>	<b>26,131,634</b>	<b>34.83</b>	<b>10,219,154</b>	<b>15,141,386</b>	<b>48.17</b>
JAPAN	26	1	-96.15	136	8	-94.12
HONG KONG	1,634,995	3,266,818	99.81	1,099,766	2,638,909	139.95
KOREA, REPUBLIC OF	0	18,297	-	0	12,130	-
TAIWAN	13	8,878	68,192.31	48	7,430	15,379.17
CHINA	1,240,587	1,752,427	41.26	779,388	1,270,588	63.02
THAILAND	208	40	-80.77	835	16	-98.08
SINGAPORE	2,699,697	3,632,981	34.57	1,084,026	1,851,314	70.78
MALAYSIA	433,419	294,944	-31.95	94,922	122,431	28.98
BRUNEI DARUSSALAM	0	1,461	-	0	3,512	-
NEPAL	570,600	1,333,712	133.74	249,565	567,859	127.54
VIET NAM	64,729	85,264	31.72	44,891	35,395	-21.15
INDIA	4,331,743	6,843,096	57.98	2,268,151	3,260,149	43.74
PAKISTAN	7,436,865	5,749,799	-22.69	4,022,572	3,227,371	-19.77
BANGLADESH	665,000	2,798,765	320.87	406,600	1,928,198	374.22
SAUDI ARABIA	48,951	57,290	17.04	20,326	39,760	95.61
KUWAIT	1,697	2,961	74.48	2,020	1,778	-11.98
OMAN	4,600	950	-79.35	2,760	570	-79.35
UNITED ARAB EMIRATES	234,533	255,510	8.94	130,387	149,029	14.30
QATAR	3,724	9,992	168.31	3,224	7,413	129.93
BAHRAIN	1,120	4,908	338.21	560	3,839	585.54
SOUTH AFRICA	0	77	-	0	282	-
FIJI	163	0	-100.00	575	0	-100.00
UNITED STATES	70	6	-91.43	1,200	100	-91.67
NETHERLANDS	4,639	3,870	-16.58	3,740	3,815	2.01
FRANCE	3,196	6,494	103.19	3,196	6,494	103.19
GERMANY, FED. REP. OF	0	163	-	0	66	-
BELGIUM	0	440	-	0	440	-
SWITZERLAND	266	0	-100.00	266	0	-100.00
DENMARK	0	2,490	-	0	2,490	-
<b>KULIT KERANG DAN LAIN-LAIN</b>	<b>261,546</b>	<b>1,202,341</b>	<b>359.71</b>	<b>110,435</b>	<b>720,142</b>	<b>552.10</b>
JAPAN	40,000	73,958	84.90	10,400	47,624	357.92
HONG KONG	1,521	599	-60.62	532	1,603	201.32
TAIWAN	0	90	-	0	510	-
CHINA	210,680	984,307	367.20	72,190	360,414	399.26
THAILAND	0	1,207	-	0	3,849	-
SINGAPORE	0	586	-	0	3,654	-
MALAYSIA	0	1,094	-	0	5,093	-
VIET NAM	0	27,000	-	0	17,910	-
IRAN (ISLAMIC REPUBLIC OF)	0	325	-	0	393	-

TABEL 5. PERKEMBANGAN EKSPOR INDONESIA MENURUT KOMODITI DAN NEGARA TUJUAN

JENIS BARANG	BERAT BERSIH (KG)		PERUB	NILAI FOB (US \$)		PERUB
	JAN-JAN 2009	JAN-JAN 2010	%	JAN-JAN 2009	JAN-JAN 2010	%
(1)	(2)	(3)	(4)	(5)	(6)	(7)
ISRAEL	0	1,768	-	0	7,892	-
JORDAN	0	135	-	0	358	-
TURKEY	0	557	-	0	1,298	-
UNITED ARAB EMIRATES	0	214	-	0	615	-
CYPRUS	0	984	-	0	482	-
SOUTH AFRICA	0	1,420	-	0	2,578	-
UNITED STATES	300	61,082	20,260.67	90	135,470	150,422.22
CANADA	0	4,299	-	0	13,859	-
BRAZIL	0	45	-	0	98	-
UNITED KINGDOM	0	7,304	-	0	12,417	-
NETHERLANDS	0	4,034	-	0	19,734	-
FRANCE	0	7,279	-	0	19,979	-
GERMANY, FED. REP. OF	7,150	8,756	22.46	3,310	16,581	400.94
AUSTRIA	0	15	-	0	169	-
BELGIUM	0	1,166	-	0	2,196	-
SWITZERLAND	0	4	-	0	33	-
NORWAY	0	277	-	0	1,657	-
SWEDEN	0	245	-	0	687	-
IRELAND	0	176	-	0	687	-
ITALY	1,895	6,468	241.32	23,913	12,443	-47.97
SPAIN	0	3,442	-	0	20,142	-
PORTUGAL	0	397	-	0	1,215	-
GREECE	0	447	-	0	1,062	-
POLAND	0	1,030	-	0	4,378	-
CZECH REPUBLIC	0	318	-	0	2,160	-
RUSSIA FEDERATION	0	1,313	-	0	902	-
<b>TANAMAN OBAT</b>	<b>658,605</b>	<b>779,027</b>	<b>18.28</b>	<b>1,351,824</b>	<b>719,596</b>	<b>-46.77</b>
JAPAN	1,500	106,732	7,015.47	59,250	31,900	-46.16
HONG KONG	9,212	53	-99.42	6,250	70	-98.88
KOREA, REPUBLIC OF	18,546	0	-100.00	30,189	0	-100.00
TAIWAN	125,330	155,172	23.81	34,462	83,909	143.48
CHINA	37,446	38,408	2.57	11,481	33,787	194.29
MACAU	0	125	-	0	1,875	-
SINGAPORE	77,672	218,250	180.99	140,914	102,921	-26.96
MALAYSIA	13,599	18,098	33.08	8,254	18,283	121.50
VIET NAM	0	23,150	-	0	54,810	-
INDIA	94,019	42,952	-54.32	72,306	59,336	-17.94
SAUDI ARABIA	174,524	56,265	-67.76	671,910	137,896	-79.48
KUWAIT	210	0	-100.00	1,050	0	-100.00
UNITED ARAB EMIRATES	41,076	43,264	5.33	48,186	75,950	57.62
QATAR	0	275	-	0	2,000	-
LIBYAN ARAB JAMAHIRIYA	0	38,000	-	0	15,200	-
SUDAN	36,000	18,000	-50.00	10,540	6,500	-38.33
AUSTRALIA	57	0	-100.00	74	0	-100.00
UNITED STATES	1,074	0	-100.00	3,448	0	-100.00
NETHERLANDS	182	0	-100.00	2,905	0	-100.00
FRANCE	7,159	1,080	-84.91	184,100	39,960	-78.29
GERMANY, FED. REP. OF	20,999	9,498	-54.77	66,505	28,075	-57.79
RUSSIA FEDERATION	0	9,705	-	0	27,124	-
<b>-GANGGANG LAUT</b>	<b>5,707,160</b>	<b>7,574,309</b>	<b>32.72</b>	<b>6,865,859</b>	<b>8,230,198</b>	<b>19.87</b>
JAPAN	0	20,000	-	0	36,077	-
HONG KONG	64,660	615,396	851.74	39,545	143,170	262.04
KOREA, REPUBLIC OF	586,690	244,000	-58.41	731,263	304,860	-58.31
TAIWAN	12,499	25,000	100.02	7,525	2,500	-66.78
CHINA	2,423,564	3,629,336	49.75	2,572,705	3,379,335	31.35
SINGAPORE	727	0	-100.00	24,666	0	-100.00
PHILIPPINES	675,014	1,455,157	115.57	826,230	1,658,556	100.74
MALAYSIA	16,500	14,786	-10.39	69,300	14,263	-79.42
VIET NAM	793,152	757,579	-4.49	385,377	682,411	77.08
AUSTRALIA	0	21,000	-	0	144,900	-
UNITED STATES	313,055	136,625	-56.36	341,936	314,375	-8.06
CHILE	193,490	177,430	-8.30	407,504	259,816	-36.24
ARGENTINA	0	50,000	-	0	27,000	-
UNITED KINGDOM	60,800	103,000	69.41	540,268	581,825	7.69
FRANCE	279,009	199,000	-28.68	308,940	189,710	-38.59
GERMANY, FED. REP. OF	0	42,000	-	0	157,500	-
BELGIUM	20,000	21,000	5.00	168,600	144,900	-14.06
DENMARK	106,000	42,000	-60.38	66,000	44,100	-33.18
SPAIN	120,000	0	-100.00	29,500	0	-100.00
LITHUANIA	21,000	0	-100.00	173,250	0	-100.00
RUSSIA FEDERATION	21,000	21,000	0.00	173,250	144,900	-16.36

TABEL 5. PERKEMBANGAN EKSPOR INDONESIA MENURUT KOMODITI DAN NEGARA TUJUAN

JENIS BARANG	BERAT BERSIH (KG)		PERUB	NILAI FOB (US \$)		PERUB
	JAN-JAN 2009	JAN-JAN 2010	%	JAN-JAN 2009	JAN-JAN 2010	%
(1)	(2)	(3)	(4)	(5)	(6)	(7)
<b>-LAINNYA</b>	<b>233,630</b>	<b>22,386,708</b>	<b>9,482.12</b>	<b>107,481</b>	<b>796,709</b>	<b>641.26</b>
JAPAN	2,341	33,650	1,337.42	4,149	21,940	428.80
HONG KONG	8	3	-62.50	41	11	-73.17
TAIWAN	151,230	127,297	-15.83	52,591	56,775	7.96
THAILAND	0	15,594,782	-	0	467,842	-
SINGAPORE	0	2,700	-	0	3,640	-
MALAYSIA	26,072	0	-100.00	5,745	0	-100.00
MALDIVES	0	1,998	-	0	1,300	-
INDIA	12,480	0	-100.00	24,960	0	-100.00
SAUDI ARABIA	4,475	0	-100.00	1,180	0	-100.00
QATAR	11,287	0	-100.00	4,900	0	-100.00
CYPRUS	196	0	-100.00	548	0	-100.00
UNITED STATES	2,073	0	-100.00	480	0	-100.00
CANADA	277	0	-100.00	1,134	0	-100.00
ARGENTINA	0	29	-	0	30	-
FRANCE	842	0	-100.00	3,469	0	-100.00
GERMANY, FED. REP. OF	49	0	-100.00	211	0	-100.00
BELGIUM	5,242	0	-100.00	4,824	0	-100.00
ITALY	48	6,626,249	13,804,585.42	69	245,171	355,220.29
SPAIN	2,010	0	-100.00	1,231	0	-100.00
CROATIA	15,000	0	-100.00	1,949	0	-100.00
<b>-MUTIARA</b>	<b>80</b>	<b>670</b>	<b>737.50</b>	<b>91,126</b>	<b>2,407,752</b>	<b>2,542.22</b>
JAPAN	73	190	160.27	88,620	583,136	558.02
HONG KONG	0	463	-	0	1,666,800	-
KOREA, REPUBLIC OF	0	17	-	0	157,816	-
AUSTRALIA	2	0	-100.00	2,454	0	-100.00
NETHERLANDS	5	0	-100.00	52	0	-100.00
<b>-LAINNYA</b>	<b>17,107,611</b>	<b>18,240,532</b>	<b>6.62</b>	<b>9,162,879</b>	<b>10,971,319</b>	<b>19.74</b>
JAPAN	1,426,115	1,511,954	6.02	1,105,246	760,542	-31.19
HONG KONG	266,265	75,164	-71.77	136,982	160,714	17.32
KOREA, REPUBLIC OF	108,512	547,793	404.82	110,862	266,998	140.84
TAIWAN	337,825	204,715	-39.40	162,975	241,839	48.39
CHINA	130,695	135,710	3.84	133,827	141,826	5.98
THAILAND	7,005,943	98,941	-98.59	491,985	74,171	-84.92
SINGAPORE	2,292,556	2,530,969	10.40	3,436,762	4,091,675	19.06
PHILIPPINES	650,288	276,342	-57.50	79,796	234,241	193.55
MALAYSIA	318,726	9,496,712	2,879.58	284,099	2,297,478	708.69
MYANMAR (FORM. BURMA)	36,000	0	-100.00	19,440	0	-100.00
BRUNEI DARUSSALAM	15	36	140.00	522	168	-67.82
VIET NAM	193,801	106,969	-44.80	317,351	114,966	-63.77
INDIA	893,101	89,510	-89.98	950,318	187,905	-80.23
PAKISTAN	2,317,188	1,685,474	-27.26	337,873	266,885	-21.01
SRI LANKA	0	3,544	-	0	9,285	-
SAUDI ARABIA	150	9,050	5,933.33	2,640	24,928	844.24
ISRAEL	52,500	0	-100.00	34,125	0	-100.00
KUWAIT	0	40,000	-	0	15,266	-
JORDAN	0	11	-	0	21	-
SYRIA ARAB REPUBLIC	0	85	-	0	3,720	-
TURKEY	500	15,025	2,905.00	3,088	12,869	316.74
UNITED ARAB EMIRATES	276	568	105.80	2,500	1,251	-49.96
QATAR	0	1	-	0	25	-
EGYPT	40	0	-100.00	10	0	-100.00
TUNISIA	17,000	2,442	-85.64	16,557	3,000	-81.88
TANZANIA, UNITED REPUBLIC OF	30,000	0	-100.00	18,167	0	-100.00
TOGO	35,000	0	-100.00	25,200	0	-100.00
GUINEA	52,500	0	-100.00	37,800	0	-100.00
NIGERIA	0	60,060	-	0	51,910	-
SOUTH AFRICA	26	2,044	7,761.54	350	6,310	1,702.86
AUSTRALIA	17,227	3,165	-81.63	66,236	62,898	-5.04
NEW ZEALAND	1,500	0	-100.00	1,125	0	-100.00
EAST TIMOR	576	9	-98.44	644	14	-97.83
UNITED STATES	66,906	12,069	-81.96	149,494	162,859	8.94
CANADA	47,978	47,748	-0.48	45,770	52,811	15.38
MEXICO	0	89,599	-	0	79,610	-
HONDURAS	0	18,000	-	0	16,259	-
NICARAGUA	0	324,000	-	0	288,527	-
VENEZUELA	18,000	107,999	499.99	16,247	95,730	489.22
ARGENTINA	305	2,774	809.51	557	1,994	257.99
ECUADOR	0	45,000	-	0	40,050	-
DOMINICAN REPUBLIC	90,000	0	-100.00	105,580	0	-100.00
UNITED KINGDOM	120	250	108.33	2,617	1,076	-58.88
NETHERLANDS	106,327	55,554	-47.75	240,464	178,435	-25.80

TABEL 5. PERKEMBANGAN EKSPOR INDONESIA MENURUT KOMODITI DAN NEGARA TUJUAN

JENIS BARANG	BERAT BERSIH (KG)		PERUB %	NILAI FOB (US \$)		PERUB %
	JAN-JAN 2009	JAN-JAN 2010		JAN-JAN 2009	JAN-JAN 2010	
(1)	(2)	(3)	(4)	(5)	(6)	(7)
FRANCE	14	394	2,714.29	886	438	-50.56
GERMANY, FED. REP. OF	18,182	10,591	-41.75	44,684	44,097	-1.31
DENMARK	19,249	39,500	105.21	170,513	359,700	110.95
NORWAY	0	37	-	0	152	-
SWEDEN	2	3	50.00	386	528	36.79
ITALY	1,836	9,550	420.15	84,611	69,172	-18.25
SPAIN	243	67,675	27,749.79	2,379	170,251	7,056.41
GREECE	0	56	-	0	2,037	-
HUNGARY	0	68	-	0	106	-
POLAND	0	45,000	-	0	36,000	-
BULGARIA	7,625	0	-100.00	5,025	0	-100.00
ESTONIA	546,499	468,000	-14.36	517,186	333,182	-35.58
BOSNIA AND HERZEGOVINA	0	20	-	0	128	-
CZECH REPUBLIC	0	352	-	0	7,272	-
<b>-KAYU LAPIS</b>	<b>66,970,247</b>	<b>141,504,285</b>	<b>111.29</b>	<b>61,176,453</b>	<b>123,731,034</b>	<b>102.25</b>
JAPAN	34,036,569	49,546,026	45.57	31,485,168	43,991,790	39.72
HONG KONG	310,448	1,426,132	359.38	266,971	1,070,288	300.90
KOREA, REPUBLIC OF	4,169,323	7,687,460	84.38	3,208,876	6,476,312	101.82
TAIWAN	4,847,254	15,827,255	226.52	2,496,089	9,919,997	297.42
CHINA	3,308,982	6,325,431	91.16	1,950,017	4,139,471	112.28
THAILAND	88,419	1,117,088	1,163.40	66,634	672,448	909.17
SINGAPORE	1,102,870	3,086,242	179.84	826,491	2,537,316	207.00
MALAYSIA	249,442	2,161,207	766.42	157,535	1,424,567	804.29
VIET NAM	157,852	429,731	172.24	97,330	242,048	148.69
INDIA	59,328	1,506,356	2,439.03	72,266	1,225,277	1,595.51
SAUDI ARABIA	2,795,845	10,130,330	262.34	1,914,794	8,758,905	357.43
KUWAIT	333,106	1,017,672	205.51	312,721	1,122,695	259.01
JORDAN	2,147,763	2,559,371	19.16	1,753,301	2,204,709	25.75
LEBANON	548,686	1,299,137	136.77	451,344	1,122,840	148.78
YEMEN	0	50,292	-	0	35,314	-
OMAN	0	4,333,220	-	0	4,151,886	-
SYRIA ARAB REPUBLIC	0	105,490	-	0	84,392	-
TURKEY	23,013	0	-100.00	53,125	0	-100.00
UNITED ARAB EMIRATES	1,091,540	6,297,163	476.91	1,012,388	5,929,838	485.73
QATAR	36,967	2,272,355	6,046.98	36,712	2,099,778	5,619.60
BAHRAIN	165,307	90,609	-45.19	113,440	79,821	-29.64
EGYPT	992,408	2,345,312	136.33	984,859	1,887,435	91.65
LIBYAN ARAB JAMAHIRIYA	800,029	99,000	-87.63	727,854	57,348	-92.12
ALGERIA	1,091,160	407,856	-62.62	1,049,096	334,061	-68.16
SOUTH AFRICA	65,796	108,872	65.47	66,056	109,163	65.26
MAURITIUS	1,547	0	-100.00	2,907	0	-100.00
AUSTRALIA	1,005,399	1,261,772	25.50	1,205,306	1,539,259	27.71
NEW ZEALAND	24,746	16,091	-34.98	25,896	21,291	-17.78
NEW CALEDONIA	2,752	0	-100.00	4,810	0	-100.00
EAST TIMOR	0	118,451	-	0	114,643	-
UNITED STATES	1,444,344	7,239,542	401.23	1,542,139	6,859,517	344.81
CANADA	0	334,379	-	0	636,392	-
MEXICO	205,169	663,690	223.48	170,805	536,228	213.94
PUERTO RICO	0	13,493	-	0	14,400	-
UNITED KINGDOM	522,354	1,011,837	93.71	758,504	1,063,578	40.22
NETHERLANDS	1,436,399	879,038	-38.80	2,018,556	1,403,496	-30.47
FRANCE	247,237	830,134	235.76	339,006	1,022,402	201.59
GERMANY, FED. REP. OF	2,092,412	4,169,743	99.28	3,701,767	6,345,414	71.42
BELGIUM	803,818	4,083,965	408.07	885,120	3,550,547	301.14
DENMARK	111,571	117,310	5.14	173,178	159,699	-7.78
NORWAY	18,000	0	-100.00	20,917	0	-100.00
SWEDEN	0	23,942	-	0	30,975	-
IRELAND	34,854	0	-100.00	72,350	0	-100.00
ITALY	343,791	301,289	-12.36	639,234	388,425	-39.24
GREECE	24,900	89,113	257.88	26,975	143,222	430.94
POLAND	185,341	120,889	-34.77	398,431	223,847	-43.82
ROMANIA	22,500	0	-100.00	31,007	0	-100.00
CZECH REPUBLIC	21,006	0	-100.00	56,478	0	-100.00
<b>-KAYU GERGAJIAN</b>	<b>3,332,858</b>	<b>2,247,950</b>	<b>-32.55</b>	<b>3,522,528</b>	<b>2,150,658</b>	<b>-38.95</b>
JAPAN	1,651,150	571,859	-65.37	1,606,840	932,398	-41.97
HONG KONG	65,141	116,572	78.95	42,822	67,707	58.11
KOREA, REPUBLIC OF	310,703	199,097	-35.92	248,657	198,876	-20.02
TAIWAN	57,273	43,843	-23.45	53,443	47,644	-10.85
CHINA	280,503	241,223	-14.00	402,548	137,040	-65.96
SINGAPORE	33,719	57,279	69.87	22,809	42,520	86.42
MALAYSIA	227,937	412,896	81.14	106,936	162,964	52.39
VIET NAM	41,502	123,468	197.50	43,171	51,058	18.27

TABEL 5. PERKEMBANGAN EKSPOR INDONESIA MENURUT KOMODITI DAN NEGARA TUJUAN

JENIS BARANG	BERAT BERSIH (KG)		PERUB	NILAI FOB (US \$)		PERUB
	JAN-JAN 2009	JAN-JAN 2010	%	JAN-JAN 2009	JAN-JAN 2010	%
	(1)	(2)	(3)	(4)	(5)	(6)
TURKEY	0	16,242	-	0	5,039	-
SOUTH AFRICA	14,972	14,262	-4.74	12,725	14,035	10.29
MAURITIUS	9,584	0	-100.00	19,911	0	-100.00
AUSTRALIA	94,814	22,401	-76.37	158,749	18,301	-88.47
NEW ZEALAND	0	9,905	-	0	5,546	-
NEW CALEDONIA	809	0	-100.00	1,269	0	-100.00
UNITED STATES	133,912	154,160	15.12	60,349	89,812	48.82
UNITED KINGDOM	41,490	93,701	125.84	97,386	161,242	65.57
NETHERLANDS	227,919	75,503	-66.87	434,389	135,802	-68.74
FRANCE	35,154	7,948	-77.39	61,017	10,086	-83.47
GERMANY, FED. REP. OF	23,293	23,032	-1.12	25,220	17,413	-30.96
SWITZERLAND	0	1,365	-	0	2,458	-
ITALY	40,186	27,071	-32.64	78,500	29,036	-63.01
SPAIN	4,031	0	-100.00	2,227	0	-100.00
POLAND	25,730	36,123	40.39	30,378	21,681	-28.63
CZECH REPUBLIC	13,036	0	-100.00	13,182	0	-100.00
<b>-KAYU OLAHAN LAIN</b>	<b>44,239,775</b>	<b>164,272,796</b>	<b>271.32</b>	<b>69,338,179</b>	<b>93,067,900</b>	<b>34.22</b>
JAPAN	4,492,019	4,359,347	-2.95	8,519,408	8,341,047	-2.09
HONG KONG	811,619	1,786,916	120.17	1,072,043	1,921,724	79.26
KOREA, REPUBLIC OF	2,252,902	21,885,743	871.45	2,655,208	4,980,800	87.59
TAIWAN	872,654	1,903,188	118.09	861,556	1,903,001	120.88
CHINA	3,102,135	89,106,869	2,772.44	2,466,404	11,152,317	352.17
MACAU	90	305	238.89	318	250	-21.38
PAPUA NEW GUINEA	25	0	-100.00	23	0	-100.00
THAILAND	103,628	177,639	71.42	52,499	213,356	306.40
SINGAPORE	878,537	1,762,725	100.64	881,949	1,605,724	82.07
PHILIPPINES	199,403	51,402	-74.22	75,333	83,006	10.19
MALAYSIA	747,735	654,960	-12.41	580,560	606,968	4.55
CAMBODIA	67,460	0	-100.00	90,322	0	-100.00
BRUNEI DARUSSALAM	24,788	23,337	-5.85	31,751	20,610	-35.09
LAO PEOPLE'S DEMOCRATIC RE	0	500	-	0	14,345	-
VIET NAM	1,186,812	1,990,310	67.70	309,665	1,387,006	347.91
MALDIVES	94,622	56,510	-40.28	241,188	105,001	-56.47
INDIA	112,214	5,428,973	4,738.05	195,552	1,988,858	917.05
PAKISTAN	69,497	0	-100.00	30,688	0	-100.00
BANGLADESH	250	0	-100.00	5,000	0	-100.00
SRI LANKA	0	19,067	-	0	28,380	-
IRAQ	42,790	0	-100.00	71,983	0	-100.00
IRAN (ISLAMIC REPUBLIC OF)	118,737	85,323	-28.14	200,783	176,945	-11.87
SAUDI ARABIA	30,248	826,225	2,631.50	58,840	281,685	378.73
ISRAEL	22,508	26,473	17.62	21,250	78,597	269.87
KUWAIT	1,404	952	-32.19	8,804	10,460	18.81
JORDAN	1,092	21,104	1,832.60	1,976	12,168	515.79
LEBANON	8,560	93,120	987.85	11,984	86,676	623.26
OMAN	0	3	-	0	58	-
TURKEY	233,726	272,024	16.39	346,339	413,930	19.52
UNITED ARAB EMIRATES	285,662	1,130,919	295.89	127,425	667,329	423.70
QATAR	11,425	44,632	290.65	18,303	28,854	57.65
BAHRAIN	28,978	324	-98.88	47,520	266	-99.44
CYPRUS	81,941	30,295	-63.03	158,467	43,160	-72.76
EGYPT	60,348	88,908	47.33	134,553	159,839	18.79
LIBYAN ARAB JAMAHIRIYA	0	65	-	0	160	-
MOROCCO	910	138	-84.84	1,082	3,430	217.01
TUNISIA	68,520	10,463	-84.73	133,542	24,033	-82.00
ALGERIA	1,911	170	-91.10	2,145	329	-84.66
SUDAN	6,127	49,183	702.73	8,695	13,311	53.09
TANZANIA, UNITED REPUBLIC OI	143	18	-87.41	185	61	-67.03
MADAGASCAR	7,321	0	-100.00	11,847	0	-100.00
KENYA	17,209	2,668	-84.50	26,578	2,137	-91.96
REUNION	23,116	45,552	97.06	28,845	60,293	109.02
GHANA	1	0	-100.00	50	0	-100.00
NIGERIA	1	0	-100.00	1	0	-100.00
GABON	150	0	-100.00	2,215	0	-100.00
SENEGAL	22,564	0	-100.00	22,549	0	-100.00
GAMBIA	0	19,389	-	0	2,867	-
SEYCHELLES	33,176	31,173	-6.04	75,615	128,055	69.35
DJIBOUTI	334	0	-100.00	13,507	0	-100.00
SOUTH AFRICA	623,472	882,683	41.58	866,181	1,263,918	45.92
MAURITIUS	23,810	22,314	-6.28	46,658	24,729	-47.00
AUSTRALIA	7,467,267	7,716,756	3.34	10,930,106	11,564,541	5.80
NEW ZEALAND	848,007	438,266	-48.32	1,039,406	570,158	-45.15
GUAM	13,165	2,021	-84.65	14,508	24,083	66.00
NEW CALEDONIA	88,576	43,140	-51.30	144,054	62,172	-56.84

TABEL 5. PERKEMBANGAN EKSPOR INDONESIA MENURUT KOMODITI DAN NEGARA TUJUAN

JENIS BARANG	BERAT BERSIH (KG)		PERUB	NILAI FOB (US \$)		PERUB
	JAN-JAN 2009	JAN-JAN 2010	%	JAN-JAN 2009	JAN-JAN 2010	%
	(1)	(2)	(3)	(4)	(5)	(6)
VANUATU	7,680	311	-95.95	2,850	115	-95.96
WALLIS AND FUTUNA ISLANDS	434	884	103.69	651	1,464	124.88
COOK ISLANDS	0	457	-	0	13,002	-
FIJI	0	1,315	-	0	7,158	-
EAST TIMOR	5,250	8,858	68.72	6,549	18,728	185.97
UNITED STATES	3,167,618	3,162,609	-0.16	8,423,150	8,185,739	-2.82
CANADA	289,068	279,905	-3.17	718,444	619,141	-13.82
MEXICO	59,534	45,798	-23.07	149,454	99,698	-33.29
GUATEMALA	48	940	1,858.33	105	1,932	1,740.00
HONDURAS	3,086	0	-100.00	10,790	0	-100.00
NICARAGUA	0	1,103	-	0	2,410	-
PANAMA	0	12,094	-	0	10,928	-
CHILE	8,878	24,195	172.53	25,549	83,569	227.09
VENEZUELA	9,715	15,201	56.47	24,442	28,454	16.41
ARGENTINA	21,181	27,104	27.96	48,474	23,767	-50.97
BRAZIL	26,810	16,136	-39.81	74,300	20,579	-72.30
COLOMBIA	18,705	12,782	-31.67	30,047	23,657	-21.27
PERU	881	0	-100.00	577	0	-100.00
TRINIDAD AND TOBAGO	3,405	0	-100.00	8,715	0	-100.00
BAHAMAS	0	28,624	-	0	51,447	-
JAMAICA	411	25,821	6,182.48	338	76,860	22,639.64
PUERTO RICO	23,585	34,997	48.39	44,478	79,253	78.18
DOMINICAN REPUBLIC	3,727	4,389	17.76	7,232	6,463	-10.63
COSTA RICA	10,675	946	-91.14	7,547	3,072	-59.30
HAITI	1,414	0	-100.00	2,704	0	-100.00
BARBADOS	0	10	-	0	882	-
ANGUILLA	0	2,369	-	0	7,500	-
ARUBA	0	504	-	0	735	-
BERMUDA	10,139	0	-100.00	57,435	0	-100.00
CAYMAN ISLANDS	0	525	-	0	569	-
DOMINICA	0	2,052	-	0	3,576	-
FRENCH GUIANA	0	3,173	-	0	2,089	-
FRENCH POLYNESIA	11,391	27,973	145.57	13,746	28,144	104.74
MARTINIQUE	16,874	15,468	-8.33	37,482	34,817	-7.11
NETHERLANDS ANTILLES	60,351	35,342	-41.44	222,005	146,951	-33.81
GUADELOUPE	3,162	1,786	-43.52	4,191	3,316	-20.88
UNITED KINGDOM	1,599,750	2,534,727	58.45	3,408,453	5,239,508	53.72
NETHERLANDS	4,902,817	5,285,519	7.81	7,382,241	8,009,199	8.49
FRANCE	1,357,384	1,543,555	13.72	2,547,056	2,548,711	0.06
GERMANY, FED. REP. OF	2,971,095	5,007,718	68.55	5,193,585	8,103,055	56.02
AUSTRIA	9,218	3,623	-60.70	16,667	13,534	-18.80
BELGIUM	1,025,074	1,175,544	14.68	1,518,437	1,833,630	20.76
SWITZERLAND	12,186	19,084	56.61	56,954	43,059	-24.40
LUXEMBOURG	0	100	-	0	158	-
DENMARK	300,448	524,133	74.45	492,846	961,724	95.14
NORWAY	327,720	103,250	-68.49	566,532	196,541	-65.31
SWEDEN	166,866	128,820	-22.80	394,360	443,132	12.37
FINLAND	79,339	94,163	18.68	215,038	212,280	-1.28
IRELAND	27,171	84,318	210.32	120,931	182,815	51.17
ITALY	759,646	1,029,904	35.58	1,672,136	2,470,857	47.77
SPAIN	457,622	479,318	4.74	1,044,519	1,111,911	6.45
PORTUGAL	157,670	232,240	47.29	316,173	381,401	20.63
GREECE	88,522	80,336	-9.25	153,863	175,504	14.07
HUNGARY	11,390	401	-96.48	24,102	1,886	-92.17
POLAND	829,064	699,275	-15.65	1,186,016	924,476	-22.05
ROMANIA	2,802	8,826	214.99	11,463	12,970	13.15
BULGARIA	52,230	42,949	-17.77	76,932	76,559	-0.48
YUGOSLAVIA	2,231	0	-100.00	3,846	0	-100.00
AZERBAIJAN	5,681	20,025	252.49	23,703	23,761	0.24
UKRAINE	10,433	19,729	89.10	13,669	23,532	72.16
LITHUANIA	13,178	323	-97.55	14,404	375	-97.40
LATVIA	0	8,018	-	0	9,999	-
ESTONIA	485	0	-100.00	3,039	0	-100.00
GEORGIA	0	14,651	-	0	31,134	-
CROATIA	3,869	55,349	1,330.58	11,425	111,709	877.76
MALTA	2,005	682	-65.99	10,060	3,807	-62.16
SLOVAKIA	0	5,003	-	0	20,418	-
CZECH REPUBLIC	29,657	9,964	-66.40	97,601	21,251	-78.23
RUSSIA FEDERATION	80,611	175,486	117.69	195,410	236,352	20.95
<b>-TIMAH</b>	<b>5,321,394</b>	<b>6,795,768</b>	<b>27.71</b>	<b>57,705,982</b>	<b>102,941,910</b>	<b>78.39</b>
JAPAN	0	405,317	-	0	5,424,196	-
HONG KONG	0	100,000	-	0	1,751,700	-
KOREA, REPUBLIC OF	23,301	99,095	325.28	29,814	1,605,688	5,285.68



TABEL 5. PERKEMBANGAN EKSPOR INDONESIA MENURUT KOMODITI DAN NEGARA TUJUAN

JENIS BARANG	BERAT BERSIH (KG)		PERUB	NILAI FOB (US \$)		PERUB
	JAN-JAN 2009	JAN-JAN 2010	%	JAN-JAN 2009	JAN-JAN 2010	%
	(1)	(2)	(3)	(4)	(5)	(6)
TAIWAN	0	92,206	-	0	1,498,568	-
CHINA	78,611	206,562	162.76	797,683	3,244,765	306.77
SINGAPORE	4,385,225	4,919,670	12.19	48,557,913	73,784,743	51.95
MALAYSIA	766,957	410,940	-46.42	7,774,804	6,142,645	-20.99
INDIA	42,115	20,345	-51.69	421,148	330,606	-21.50
TURKEY	0	25,143	-	0	394,737	-
AUSTRALIA	0	7,320	-	0	23,865	-
EAST TIMOR	0	127	-	0	97	-
UNITED STATES	22,685	100,786	344.28	76,120	1,710,581	2,147.22
CANADA	0	2,859	-	0	46,737	-
UNITED KINGDOM	0	2,672	-	0	46,092	-
NETHERLANDS	0	402,726	-	0	6,936,890	-
GERMANY, FED. REP. OF	2,500	0	-100.00	48,500	0	-100.00
<b>-ALUMINIUM</b>	<b>19,996,543</b>	<b>20,790,420</b>	<b>3.97</b>	<b>39,847,019</b>	<b>52,598,886</b>	<b>32.00</b>
JAPAN	10,198,977	9,708,106	-4.81	16,224,435	21,418,947	32.02
HONG KONG	147,454	18,361	-87.55	208,962	56,360	-73.03
KOREA, REPUBLIC OF	2,447,842	784,200	-67.96	3,426,637	1,117,623	-67.38
TAIWAN	137,548	280,095	103.63	565,199	843,179	49.18
CHINA	2,219,803	121,200	-94.54	3,471,431	332,316	-90.43
PAPUA NEW GUINEA	203,103	164,511	-19.00	696,203	498,314	-28.42
THAILAND	401,801	643,769	60.22	1,495,982	2,164,361	44.68
SINGAPORE	644,803	930,235	44.27	2,380,330	2,792,001	17.29
PHILIPPINES	480,522	924,448	92.38	2,000,626	2,980,825	48.99
MALAYSIA	688,454	656,953	-4.58	2,174,886	1,999,124	-8.08
MYANMAR (FORM. BURMA)	0	4,704	-	0	13,968	-
BRUNEI DARUSSALAM	0	24,698	-	0	67,941	-
VIET NAM	23,360	251,947	978.54	83,225	666,669	701.04
MALDIVES	13	1,404	10,700.00	162	5,423	3,247.53
INDIA	34,554	121,747	252.34	97,186	432,282	344.80
PAKISTAN	2,668	7,352	175.56	11,637	38,834	233.71
BANGLADESH	57,272	147	-99.74	180,474	16	-99.99
SRI LANKA	0	20,246	-	0	64,308	-
IRAN (ISLAMIC REPUBLIC OF)	9,555	20,600	115.59	42,478	52,765	24.22
SAUDI ARABIA	5,665	11,543	103.76	32,141	59,195	84.17
KUWAIT	993	0	-100.00	800	0	-100.00
JORDAN	0	16,647	-	0	44,003	-
LEBANON	11,552	0	-100.00	38,430	0	-100.00
TURKEY	0	23,026	-	0	102,994	-
UNITED ARAB EMIRATES	6,600	15,590	136.21	46,339	39,384	-15.01
BAHRAIN	783	0	-100.00	4,974	0	-100.00
CYPRUS	1,762	0	-100.00	12,284	0	-100.00
LIBYAN ARAB JAMAHIRIYA	0	26	-	0	65	-
MADAGASCAR	19,101	19,101	0.00	60,199	52,348	-13.04
ANGOLA	112	0	-100.00	1,385	0	-100.00
NIGERIA	5,709	0	-100.00	4,557	0	-100.00
SENEGAL	0	413	-	0	4,264	-
SOUTH AFRICA	10,983	20,766	89.07	69,046	141,262	104.59
MAURITIUS	44,980	37,388	-16.88	143,094	101,969	-28.74
AUSTRALIA	351,780	733,018	108.37	1,120,451	2,140,208	91.01
NEW ZEALAND	79,021	73,081	-7.52	184,226	200,408	8.78
NEW CALEDONIA	42,822	43,749	2.16	110,692	139,183	25.74
VANUATU	5,001	0	-100.00	3,508	0	-100.00
FIJI	14,509	201	-98.61	40,261	594	-98.52
EAST TIMOR	14,392	104,783	628.06	13,404	59,605	344.68
UNITED STATES	1,391,795	4,488,834	222.52	3,578,047	12,179,053	240.38
CANADA	72,638	271,820	274.21	150,213	808,997	438.57
MEXICO	0	54	-	0	142	-
ARGENTINA	76	0	-100.00	92	0	-100.00
BRAZIL	0	35,360	-	0	199,040	-
GUADELOUPE	0	212	-	0	255	-
UNITED KINGDOM	59,452	39,725	-33.18	307,045	193,138	-37.10
NETHERLANDS	50,625	4,645	-90.82	351,248	57,223	-83.71
FRANCE	20,723	6,786	-67.25	182,634	45,806	-74.92
GERMANY, FED. REP. OF	59,470	96,048	61.51	164,279	251,914	53.35
AUSTRIA	0	223	-	0	7,488	-
BELGIUM	7,897	10,042	27.16	57,610	39,928	-30.69
SWITZERLAND	7	0	-100.00	248	0	-100.00
DENMARK	1,775	0	-100.00	10,886	0	-100.00
NORWAY	4,638	5,557	19.81	20,777	14,069	-32.29
FINLAND	4,253	0	-100.00	27,883	0	-100.00
ITALY	93	30,652	32,859.14	546	75,875	13,796.52
SPAIN	7,304	14,014	91.87	45,515	81,375	78.79
PORTUGAL	0	206	-	0	571	-

TABEL 5. PERKEMBANGAN EKSPOR INDONESIA MENURUT KOMODITI DAN NEGARA TUJUAN

JENIS BARANG	BERAT BERSIH (KG)		PERUB %	NILAI FOB (US \$)		PERUB %
	JAN-JAN 2009	JAN-JAN 2010		JAN-JAN 2009	JAN-JAN 2010	
(1)	(2)	(3)	(4)	(5)	(6)	(7)
GREECE	690	0	-100.00	606	0	-100.00
ROMANIA	0	1,590	-	0	9,920	-
SLOVAKIA	20	0	-100.00	202	0	-100.00
SLOVENIA	775	0	-100.00	2,963	0	-100.00
CZECH REPUBLIC	0	597	-	0	3,354	-
RUSSIA FEDERATION	818	0	-100.00	581	0	-100.00
<b>-NIKEL</b>	<b>9,214</b>	<b>23,091,540</b>	<b>250,513.63</b>	<b>94,677</b>	<b>249,505,303</b>	<b>263,433.17</b>
JAPAN	0	23,047,008	-	0	249,324,468	-
KOREA, REPUBLIC OF	0	26,212	-	0	118,151	-
CHINA	2,040	0	-100.00	47,696	0	-100.00
THAILAND	0	4	-	0	2,461	-
SINGAPORE	4	1	-75.00	4	706	17,550.00
MALAYSIA	38	201	428.95	2,574	9,880	283.84
VIET NAM	3,861	0	-100.00	17,000	0	-100.00
EGYPT	16	0	-100.00	48	0	-100.00
UNITED KINGDOM	3,255	17,319	432.07	27,355	46,655	70.55
SWEDEN	0	795	-	0	2,982	-
<b>-BESI/BAJA</b>	<b>207,546,494</b>	<b>155,742,097</b>	<b>-24.96</b>	<b>218,917,978</b>	<b>165,716,249</b>	<b>-24.30</b>
JAPAN	5,882,528	5,568,589	-5.34	13,801,357	11,873,697	-13.97
HONG KONG	224,605	564,671	151.41	260,060	500,232	92.35
KOREA, REPUBLIC OF	4,836,547	3,342,858	-30.88	20,958,487	4,266,410	-79.64
TAIWAN	135,998	916,162	573.66	406,842	2,415,663	493.76
CHINA	95,493,424	10,642,816	-88.85	42,701,669	4,054,117	-90.51
PAPUA NEW GUINEA	134,151	415,541	209.76	461,195	543,903	17.93
THAILAND	929,583	2,717,732	192.36	3,393,084	4,421,387	30.31
SINGAPORE	16,071,498	39,991,552	148.84	21,474,918	37,757,835	75.82
PHILIPPINES	1,705,353	1,859,143	9.02	2,433,491	2,686,341	10.39
MALAYSIA	14,987,013	13,741,252	-8.31	11,010,001	10,549,797	-4.18
MYANMAR (FORM. BURMA)	154,291	25,965,334	16,728.81	342,792	14,845,083	4,230.64
BRUNEI DARUSSALAM	232,775	39,824	-82.89	333,220	89,206	-73.23
VIET NAM	11,044,951	7,293,748	-33.96	8,821,648	5,366,889	-39.16
MALDIVES	2,000	2,781	39.05	1,609	12,355	667.87
INDIA	2,310,750	2,637,061	14.12	3,241,402	2,752,909	-15.07
PAKISTAN	2,709,657	485,412	-82.09	1,780,889	745,565	-58.14
BANGLADESH	307,904	370,027	20.18	177,197	587,325	231.45
SRI LANKA	390,522	863,640	121.15	259,390	551,074	112.45
IRAQ	0	1,944	-	0	8,502	-
IRAN (ISLAMIC REPUBLIC OF)	13,145,365	6,681,843	-49.17	24,544,458	14,232,310	-42.01
SAUDI ARABIA	98,236	2,620,746	2,567.81	548,962	2,185,979	298.20
ISRAEL	956	0	-100.00	6,448	0	-100.00
KUWAIT	1,099,636	8	-100.00	801,967	34	-100.00
JORDAN	0	737	-	0	1,940	-
LEBANON	0	21,367	-	0	98,050	-
YEMEN	134,222	237,150	76.68	265,907	398,471	49.85
OMAN	664,914	33,876	-94.91	6,417,825	125,074	-98.05
SYRIA ARAB REPUBLIC	3,681,907	0	-100.00	8,674,662	0	-100.00
TURKEY	36,593	343,964	839.97	72,097	931,035	1,191.36
UNITED ARAB EMIRATES	2,220,299	1,307,289	-41.12	1,798,410	1,545,649	-14.05
QATAR	147,190	38,824	-73.62	106,880	127,960	19.72
EGYPT	624,137	19,428	-96.89	90,339	648,433	617.78
LIBYAN ARAB JAMAHIRIYA	0	10	-	0	25	-
TUNISIA	199	0	-100.00	1,825	0	-100.00
ALGERIA	38,396	20,615	-46.31	109,693	110,056	0.33
SUDAN	13	12,938	99,423.08	650	35,230	5,320.00
TANZANIA, UNITED REPUBLIC OF	72	0	-100.00	40	0	-100.00
MADAGASCAR	153	206,577	134,917.65	254	182,152	71,613.39
KENYA	184	0	-100.00	1,506	0	-100.00
REUNION	3,573	3,036	-15.03	4,752	3,373	-29.02
LIBERIA	0	2,540	-	0	1,250	-
ANGOLA	385,565	14,261	-96.30	505,610	48,110	-90.48
CAMEROON	0	13,500	-	0	199,218	-
NIGERIA	70,355	281,815	300.56	100,997	243,251	140.85
GABON	150	0	-100.00	1,960	0	-100.00
COTE D'IVOIRE	0	112,862	-	0	382,377	-
SENEGAL	4,448	5,483	23.27	4,243	841	-80.18
MAURITANIA	16,911	123,984	633.16	102,835	354,832	245.05
GAMBIA	0	723	-	0	107	-
SEYCHELLES	10,500	1,563	-85.11	27,176	7,334	-73.01
SOUTH AFRICA	204,030	71,018	-65.19	551,050	208,770	-62.11
MAURITIUS	298,348	446,498	49.66	474,500	518,055	9.18
AUSTRALIA	2,944,836	13,696,837	365.11	3,996,508	10,720,982	168.26
NEW ZEALAND	1,267,894	164,348	-87.04	985,661	185,456	-81.18

TABEL 5. PERKEMBANGAN EKSPOR INDONESIA MENURUT KOMODITI DAN NEGARA TUJUAN

JENIS BARANG	BERAT BERSIH (KG)		PERUB	NILAI FOB (US \$)		PERUB
	JAN-JAN 2009	JAN-JAN 2010	%	JAN-JAN 2009	JAN-JAN 2010	%
	(1)	(2)	(3)	(4)	(5)	(6)
GUAM	89	0	-100.00	573	0	-100.00
NEW CALEDONIA	1,794	52,305	2,815.55	2,779	48,688	1,652.00
SAINT VINCENT AND THE GREN/	0	9	-	0	57	-
VANUATU	0	11	-	0	4	-
WALLIS AND FUTUNA ISLANDS	0	189	-	0	264	-
FIJI	17,195	75,174	337.19	28,841	96,044	233.01
TONGA	0	256	-	0	504	-
EAST TIMOR	542,518	651,352	20.06	491,108	469,836	-4.33
UNITED STATES	4,047,570	5,767,387	42.49	11,278,580	13,279,662	17.74
CANADA	103,130	816,480	691.70	206,789	1,905,296	821.37
MEXICO	2,376,333	68,235	-97.13	6,139,428	341,207	-94.44
GUATEMALA	21,111	31,011	46.89	66,814	78,052	16.82
NICARAGUA	0	383	-	0	838	-
PANAMA	115	0	-100.00	501	0	-100.00
CHILE	155,272	86,950	-44.00	246,432	149,015	-39.53
VENEZUELA	192,399	5	-100.00	442,735	37	-99.99
ARGENTINA	6,027	15,275	153.44	62,050	149,946	141.65
BRAZIL	20,556	314,297	1,428.98	73,062	938,667	1,184.75
COLOMBIA	276,220	43,115	-84.39	1,994,302	555,803	-72.13
ECUADOR	0	133,852	-	0	252,405	-
PERU	51,993	61,428	18.15	98,949	116,287	17.52
BAHAMAS	0	44	-	0	235	-
JAMAICA	802	0	-100.00	660	0	-100.00
PUERTO RICO	0	15,206	-	0	43,407	-
DOMINICAN REPUBLIC	239	0	-100.00	462	0	-100.00
COSTA RICA	3,245	0	-100.00	3,576	0	-100.00
DOMINICA	0	1,730	-	0	3,013	-
FRENCH GUIANA	0	167	-	0	110	-
FRENCH POLYNESIA	780	1,372	75.90	805	2,783	245.71
MARTINIQUE	535	163	-69.53	669	612	-8.52
NETHERLANDS ANTILLES	0	1	-	0	10	-
GUADELOUPE	220	24	-89.09	222	65	-70.72
UNITED KINGDOM	224,974	1,411,360	527.34	916,823	5,063,958	452.34
NETHERLANDS	13,560,378	265,225	-98.04	10,238,383	494,547	-95.17
FRANCE	32,605	99,857	206.26	112,924	92,042	-18.49
GERMANY, FED. REP. OF	135,342	318,106	135.04	594,446	888,049	49.39
AUSTRIA	72,123	66	-99.91	37,994	586	-98.46
BELGIUM	232,465	551,781	137.36	750,016	1,053,743	40.50
SWITZERLAND	8,961	1,243	-86.13	21,426	6,446	-69.92
DENMARK	51	4,710	9,135.29	56	12,393	22,030.36
NORWAY	18	2,880	15,900.00	103	25,213	24,378.64
SWEDEN	4	19,682	491,950.00	68	75,684	111,200.00
FINLAND	0	5,642	-	0	18,215	-
IRELAND	80	0	-100.00	102	0	-100.00
ITALY	115,613	444,646	284.60	310,323	660,487	112.84
SPAIN	52,472	135,091	157.45	161,608	345,111	113.55
PORTUGAL	2,280	200,119	8,677.15	29,983	474,987	1,484.19
GREECE	3,108	12,743	310.01	25,282	57,379	126.96
HUNGARY	127	6	-95.28	340	84	-75.29
POLAND	1,004	19,683	1,860.46	5,968	66,499	1,014.26
ROMANIA	357	0	-100.00	1,433	0	-100.00
YUGOSLAVIA	213	0	-100.00	473	0	-100.00
AZERBAIJAN	0	4	-	0	354	-
KAZAKHSTAN	563,659	0	-100.00	2,359,228	0	-100.00
ESTONIA	0	34,929	-	0	60,658	-
GEORGIA	0	47,755	-	0	39,875	-
SLOVAKIA	23,239	291	-98.75	55,852	1,190	-97.87
SLOVENIA	2,624	0	-100.00	10,690	0	-100.00
CZECH REPUBLIC	43,917	1,505	-96.57	88,580	7,217	-91.85
RUSSIA FEDERATION	105	124,425	118,400.00	74	314,041	424,279.73
<b>-TEMBAGA</b>	<b>27,841,244</b>	<b>28,531,346</b>	<b>2.48</b>	<b>128,033,105</b>	<b>308,451,219</b>	<b>140.92</b>
JAPAN	129,176	405,414	213.85	26,636,234	57,757,431	116.84
HONG KONG	439,680	729,164	65.84	1,403,976	4,904,240	249.31
KOREA, REPUBLIC OF	109,646	358,444	226.91	14,352,741	39,530,272	175.42
TAIWAN	279,142	2,688,235	863.03	949,092	18,225,868	1,820.35
CHINA	6,736,444	5,056,703	-24.94	20,547,505	21,844,056	6.31
THAILAND	3,743,768	6,178,522	65.03	12,655,876	45,400,494	258.73
SINGAPORE	12,651,150	976,518	-92.28	38,122,853	6,394,530	-83.23
PHILIPPINES	326,049	1,182,622	262.71	1,830,756	8,392,812	358.43
MALAYSIA	3,186,921	9,293,221	191.61	10,391,243	94,509,886	809.51
VIET NAM	60,072	933,201	1,453.47	203,269	6,487,730	3,091.70
MALDIVES	2,021	0	-100.00	19,174	0	-100.00
INDIA	100,244	305,299	204.56	316,681	2,319,422	632.42

TABEL 5. PERKEMBANGAN EKSPOR INDONESIA MENURUT KOMODITI DAN NEGARA TUJUAN

JENIS BARANG	BERAT BERSIH (KG)		PERUB	NILAI FOB (US \$)		PERUB
	JAN-JAN 2009	JAN-JAN 2010	%	JAN-JAN 2009	JAN-JAN 2010	%
(1)	(2)	(3)	(4)	(5)	(6)	(7)
PAKISTAN	34	199,306	586,094.12	400	1,458,852	364,613.00
BANGLADESH	0	39,700	-	0	236,994	-
IRAN (ISLAMIC REPUBLIC OF)	0	1,104	-	0	18,363	-
OMAN	0	49	-	0	1,528	-
UNITED ARAB EMIRATES	576	0	-100.00	3,805	0	-100.00
ANGOLA	41	0	-100.00	513	0	-100.00
UGANDA	0	7,550	-	0	725	-
SOUTH AFRICA	200	0	-100.00	315	0	-100.00
AUSTRALIA	3,476	5,580	60.53	14,404	58,042	302.96
FIJI	0	413	-	0	2,308	-
TUVALU	437	0	-100.00	655	0	-100.00
UNITED STATES	48,355	134,168	177.46	320,991	671,938	109.33
CANADA	10,924	6,205	-43.20	89,026	63,620	-28.54
BRAZIL	7,956	17,686	122.30	131,560	141,200	7.33
ANGUILLA	0	1,697	-	0	5,375	-
UNITED KINGDOM	0	5,853	-	0	19,213	-
NETHERLANDS	2,265	39	-98.28	28,697	45	-99.84
FRANCE	77	0	-100.00	159	0	-100.00
GERMANY, FED. REP. OF	207	2,930	1,315.46	764	2,974	289.27
AUSTRIA	0	1,208	-	0	2,774	-
BELGIUM	86	0	-100.00	108	0	-100.00
SWITZERLAND	16	0	-100.00	50	0	-100.00
ITALY	2,141	65	-96.96	10,925	163	-98.51
SPAIN	0	448	-	0	356	-
PORTUGAL	7	0	-100.00	14	0	-100.00
SLOVAKIA	133	0	-100.00	1,319	0	-100.00
RUSSIA FEDERATION	0	2	-	0	8	-
<b>-SENG</b>	<b>200,996</b>	<b>288,349</b>	<b>43.46</b>	<b>210,565</b>	<b>271,881</b>	<b>29.12</b>
JAPAN	110,046	78,752	-28.44	121,991	118,848	-2.58
TAIWAN	3,190	147,731	4,531.07	660	86,239	12,966.52
CHINA	0	5,255	-	0	26,659	-
SINGAPORE	24,922	3	-99.99	16,977	6	-99.96
PHILIPPINES	4,464	0	-100.00	8,408	0	-100.00
MALAYSIA	0	8,999	-	0	15,963	-
VIET NAM	1,146	258	-77.49	1,750	2,123	21.31
GAMBIA	251	0	-100.00	235	0	-100.00
EAST TIMOR	56,977	43,275	-24.05	60,544	19,471	-67.84
UNITED STATES	0	3,844	-	0	2,342	-
NETHERLANDS	0	232	-	0	230	-
<b>-LOGAM TIDAK MULIA LAIN</b>	<b>3,509,075</b>	<b>4,245,445</b>	<b>20.98</b>	<b>12,969,749</b>	<b>16,659,910</b>	<b>28.45</b>
JAPAN	480,140	444,013	-7.52	2,159,835	1,994,251	-7.67
HONG KONG	92,135	126,869	37.70	330,285	467,667	41.59
KOREA, REPUBLIC OF	2,620	78,116	2,881.53	8,125	180,656	2,123.46
TAIWAN	20,915	30,165	44.23	76,173	54,750	-28.12
CHINA	105,804	61,686	-41.70	126,529	194,981	54.10
MONGOLIA	0	20,000	-	0	25,820	-
PAPUA NEW GUINEA	129,138	139,067	7.69	530,481	363,755	-31.43
THAILAND	231,324	306,089	32.32	1,303,060	2,370,025	81.88
SINGAPORE	924,142	843,078	-8.77	2,031,394	1,803,385	-11.22
PHILIPPINES	254,453	236,839	-6.92	626,178	534,885	-14.58
MALAYSIA	260,682	436,215	67.34	958,153	1,771,626	84.90
CAMBODIA	7,415	0	-100.00	17,851	0	-100.00
BRUNEI DARUSSALAM	9,718	109	-98.88	133,230	34,310	-74.25
VIET NAM	32,804	277,453	745.79	214,347	1,787,539	733.95
MALDIVES	756	4,932	552.38	1,579	10,043	536.04
INDIA	14,331	63,018	339.73	11,543	342,791	2,869.69
PAKISTAN	21,526	6,635	-69.18	70,844	116,183	64.00
BANGLADESH	210	5,236	2,393.33	340	9,751	2,767.94
SRI LANKA	33,796	774	-97.71	42,609	1,908	-95.52
IRAQ	0	28	-	0	3,500	-
IRAN (ISLAMIC REPUBLIC OF)	396	27,675	6,888.64	1,311	58,275	4,345.08
SAUDI ARABIA	820	36,472	4,347.80	2,300	46,973	1,942.30
ISRAEL	162	0	-100.00	85	0	-100.00
LEBANON	750	0	-100.00	786	0	-100.00
OMAN	0	20,066	-	0	25,884	-
SYRIA ARAB REPUBLIC	0	17,380	-	0	30,464	-
TURKEY	351	9,084	2,488.03	2,232	61,695	2,664.11
UNITED ARAB EMIRATES	111,581	36,688	-67.12	398,925	44,300	-88.90
QATAR	171	2,284	1,235.67	1,000	17,252	1,625.20
BAHRAIN	19,999	0	-100.00	23,450	0	-100.00
EGYPT	0	467	-	0	2,332	-
LIBYAN ARAB JAMAHIRIYA	0	42,659	-	0	49,252	-

TABEL 5. PERKEMBANGAN EKSPOR INDONESIA MENURUT KOMODITI DAN NEGARA TUJUAN

JENIS BARANG	BERAT BERSIH (KG)		PERUB	NILAI FOB (US \$)		PERUB
	JAN-JAN 2009	JAN-JAN 2010	%	JAN-JAN 2009	JAN-JAN 2010	%
(1)	(2)	(3)	(4)	(5)	(6)	(7)
MOROCCO	21	6,028	28,604.76	405	39,282	9,599.26
KENYA	27,227	15,845	-41.80	99,262	43,863	-55.81
REUNION	600	3,395	465.83	345	4,520	1,210.14
LIBERIA	2,346	0	-100.00	80,898	0	-100.00
ANGOLA	690	7,131	933.48	8,501	9,623	13.20
CONGO	0	64	-	0	84	-
CAMEROON	0	38	-	0	111	-
GAMBIA	0	635	-	0	94	-
SEYCHELLES	0	43	-	0	1,250	-
SOUTH AFRICA	42,494	22,161	-47.85	224,076	124,375	-44.49
MAURITIUS	185	119	-35.68	200	191	-4.50
AUSTRALIA	84,701	109,915	29.77	924,988	559,270	-39.54
NEW ZEALAND	2,305	16,344	609.07	18,358	34,471	87.77
GUAM	5,800	0	-100.00	10,614	0	-100.00
NEW CALEDONIA	19,330	14,443	-25.28	50,116	43,623	-12.96
FIJI	0	60	-	0	409	-
EAST TIMOR	104,143	130,029	24.86	104,634	143,254	36.91
UNITED STATES	38,741	149,935	287.02	705,214	1,554,460	120.42
CANADA	14,173	5,477	-61.36	75,419	47,051	-37.61
MEXICO	120	917	664.17	444	3,861	769.59
HONDURAS	96	0	-100.00	336	0	-100.00
PANAMA	19,925	20,475	2.76	100,000	88,088	-11.91
CHILE	2,198	23,775	981.67	30,905	152,788	394.38
VENEZUELA	0	301	-	0	889	-
ARGENTINA	2,596	9,725	274.61	94,954	179,841	89.40
BRAZIL	6,598	4,916	-25.49	92,010	87,474	-4.93
COLOMBIA	0	61	-	0	120	-
ECUADOR	0	51	-	0	1,392	-
PERU	285	0	-100.00	335	0	-100.00
BAHAMAS	0	291	-	0	227	-
PUERTO RICO	27	11	-59.26	226	24	-89.38
COSTA RICA	640	0	-100.00	515	0	-100.00
BARBADOS	0	57	-	0	5,170	-
FRENCH POLYNESIA	254	0	-100.00	1,030	0	-100.00
NETHERLANDS ANTILLES	97	7,778	7,918.56	339	6,345	1,771.68
UNITED KINGDOM	19,502	21,403	9.75	97,625	85,095	-12.83
NETHERLANDS	12,150	14,761	21.49	174,419	109,355	-37.30
FRANCE	13,738	10,633	-22.60	81,722	43,332	-46.98
GERMANY, FED. REP. OF	214,433	263,725	22.99	534,587	601,611	12.54
AUSTRIA	51	0	-100.00	99	0	-100.00
BELGIUM	2,259	16,799	643.65	7,630	8,929	17.02
SWITZERLAND	3,204	19	-99.41	40,356	14,923	-63.02
DENMARK	0	15,876	-	0	16,794	-
NORWAY	113	90	-20.35	6,740	426	-93.68
SWEDEN	20,465	13,657	-33.27	90,860	24,229	-73.33
IRELAND	0	104	-	0	145	-
ITALY	70,458	9,421	-86.63	159,296	78,806	-50.53
SPAIN	10,937	46,366	323.94	44,940	124,953	178.04
PORTUGAL	573	1,074	87.43	1,610	1,842	14.41
GREECE	133	1,055	693.23	191	1,816	850.79
HUNGARY	58	0	-100.00	797	0	-100.00
POLAND	2	7,057	352,750.00	6	10,060	167,566.67
BULGARIA	1,700	0	-100.00	7,327	0	-100.00
UKRAINE	142	0	-100.00	608	0	-100.00
CROATIA	6,187	0	-100.00	18,561	0	-100.00
SLOVAKIA	32	0	-100.00	594	0	-100.00
SLOVENIA	1,200	0	-100.00	2,820	0	-100.00
RUSSIA FEDERATION	7	288	4,014.29	2,192	1,191	-45.67
<b>-PAKAIAN JADI</b>	<b>29,851,822</b>	<b>33,481,574</b>	<b>12.16</b>	<b>486,660,413</b>	<b>508,544,741</b>	<b>4.50</b>
JAPAN	804,728	823,090	2.28	11,474,179	12,510,004	9.03
HONG KONG	79,919	77,714	-2.76	1,633,262	1,813,516	11.04
KOREA, REPUBLIC OF	226,146	334,035	47.71	2,389,976	3,937,956	64.77
TAIWAN	14,434	33,868	134.64	290,358	758,223	161.13
CHINA	34,818	145,931	319.13	825,884	2,489,615	201.45
MACAU	0	1,097	-	0	11,640	-
PAPUA NEW GUINEA	12,010	47,000	291.34	52,178	107,751	106.51
THAILAND	84,495	66,338	-21.49	1,015,186	809,883	-20.22
SINGAPORE	281,258	304,737	8.35	3,045,071	3,253,319	6.84
PHILIPPINES	34,072	20,743	-39.12	639,563	338,402	-47.09
MALAYSIA	582,111	555,599	-4.55	5,026,521	5,576,516	10.94
CAMBODIA	0	188	-	0	463	-
BRUNEI DARUSSALAM	18,455	26,901	45.77	175,446	283,685	61.69
VIET NAM	61,945	4,010	-93.53	572,434	101,944	-82.19

TABEL 5. PERKEMBANGAN EKSPOR INDONESIA MENURUT KOMODITI DAN NEGARA TUJUAN

JENIS BARANG	BERAT BERSIH (KG)		PERUB	NILAI FOB (US \$)		PERUB
	JAN-JAN 2009	JAN-JAN 2010	%	JAN-JAN 2009	JAN-JAN 2010	%
(1)	(2)	(3)	(4)	(5)	(6)	(7)
MALDIVES	1,769	3,056	72.75	13,016	42,075	223.26
INDIA	19,672	26,697	35.71	181,107	140,262	-22.55
PAKISTAN	161,745	60,455	-62.62	1,327,260	430,722	-67.55
BANGLADESH	15,932	5,482	-65.59	96,096	7,953	-91.72
SRI LANKA	72,707	65,906	-9.35	560,943	362,166	-35.44
IRAQ	1,255	0	-100.00	25,000	0	-100.00
IRAN (ISLAMIC REPUBLIC OF)	2,328	40,020	1,619.07	7,386	297,196	3,923.77
SAUDI ARABIA	472,767	438,568	-7.23	4,851,512	4,382,011	-9.68
ISRAEL	3,604	4,454	23.58	88,734	120,869	36.21
KUWAIT	87,759	32,987	-62.41	820,678	618,228	-24.67
LEBANON	1,261	2,195	74.07	46,314	71,740	54.90
YEMEN	29,805	31,665	6.24	239,080	134,394	-43.79
TURKEY	32,067	92,159	187.40	775,836	2,404,629	209.94
UNITED ARAB EMIRATES	806,398	720,291	-10.68	9,394,485	11,112,547	18.29
QATAR	854	0	-100.00	20,136	0	-100.00
BAHRAIN	2,730	0	-100.00	15,821	0	-100.00
CYPRUS	6,303	0	-100.00	100,047	0	-100.00
EGYPT	127,804	214,064	67.49	2,135,615	2,772,758	29.83
LIBYAN ARAB JAMAHIRIYA	48,401	7,748	-83.99	196,618	20,800	-89.42
MOROCCO	627	480	-23.44	19,496	20,179	3.50
ALGERIA	5,059	0	-100.00	10,937	0	-100.00
SUDAN	284,945	297,283	4.33	2,702,320	2,399,755	-11.20
ETHIOPIA	15,048	23,891	58.77	150,480	210,960	40.19
TANZANIA, UNITED REPUBLIC OF	151,996	139,887	-7.97	69,865	71,429	2.24
MADAGASCAR	175	0	-100.00	5,034	0	-100.00
SOMALIA	24,953	0	-100.00	84,757	0	-100.00
KENYA	109,661	8,876	-91.91	292,833	48,168	-83.55
REUNION	5,037	201	-96.01	14,749	1,870	-87.32
MOZAMBIQUE	14,938	0	-100.00	7,110	0	-100.00
TOGO	845,089	336,542	-60.18	1,824,864	644,370	-64.69
GHANA	0	71,997	-	0	22,239	-
LIBERIA	12,799	0	-100.00	119,400	0	-100.00
GUINEA	38,399	101,149	163.42	173,090	407,868	135.64
ANGOLA	75,539	25,155	-66.70	5,013	1,434	-71.39
CONGO	59,999	45,897	-23.50	63,402	44,425	-29.93
CAMEROON	50,343	800	-98.41	74,048	2,296	-96.90
NIGERIA	1	186,723	18,672,200.00	1	1,151,764	115,176,300.00
SIERRA LEONE	42	0	-100.00	126	0	-100.00
GABON	35	0	-100.00	876	0	-100.00
COTE D'IVOIRE	59,997	71,583	19.31	41,409	65,868	59.07
SENEGAL	153,944	117,894	-23.42	111,835	89,056	-20.37
MAURITANIA	5,724	0	-100.00	14,800	0	-100.00
MALI	0	10,219	-	0	13,440	-
BENIN	92,398	318,320	244.51	249,355	1,169,153	368.87
GAMBIA	35,078	16,281	-53.59	259,905	158,412	-39.05
SEYCHELLES	0	253	-	0	7,103	-
UGANDA	23,025	25,132	9.15	129,570	10,250	-92.09
SWAZILAND	0	74	-	0	2,132	-
SOUTH AFRICA	327,836	135,812	-58.57	2,867,104	1,351,411	-52.86
COMOROS	0	184	-	0	634	-
MAURITIUS	16,198	6,325	-60.95	91,804	68,759	-25.10
AUSTRALIA	155,032	170,552	10.01	3,480,244	3,731,899	7.23
NEW ZEALAND	14,941	11,247	-24.72	284,726	248,061	-12.88
GUAM	143	46	-67.83	2,375	759	-68.04
NAURU	0	91	-	0	2,380	-
NEW CALEDONIA	7,093	2,801	-60.51	52,505	39,053	-25.62
NIUE	0	24	-	0	646	-
SAINT VINCENT AND THE GRENADINES	0	10	-	0	58	-
VANUATU	3,783	450	-88.10	1,750	3,750	114.29
WALLIS AND FUTUNA ISLANDS	762	1,456	91.08	1,142	1,747	52.98
AMERICAN SAMOA	0	12	-	0	454	-
COOK ISLANDS	0	60	-	0	1,728	-
FIJI	602	2,226	269.77	4,939	11,837	139.66
KIRIBATI	0	379	-	0	11,162	-
EAST TIMOR	17,191	68,927	300.95	24,035	146,630	510.07
UNITED STATES	16,363,066	20,697,959	26.49	283,033,379	317,470,778	12.17
CANADA	556,718	567,067	1.86	12,761,932	10,016,020	-21.52
MEXICO	210,403	234,603	11.50	3,756,129	4,354,084	15.92
GUATEMALA	46	0	-100.00	138	0	-100.00
HONDURAS	4	80	1,900.00	12	1,124	9,266.67
NICARAGUA	0	12	-	0	28	-
PANAMA	109,315	71,809	-34.31	1,376,623	1,218,324	-11.50
SURINAME	14	4,937	35,164.29	467	33,474	7,067.88
CHILE	15,370	19,635	27.75	223,289	333,721	49.46

TABEL 5. PERKEMBANGAN EKSPOR INDONESIA MENURUT KOMODITI DAN NEGARA TUJUAN

JENIS BARANG	BERAT BERSIH (KG)		PERUB	NILAI FOB (US \$)		PERUB
	JAN-JAN 2009	JAN-JAN 2010	%	JAN-JAN 2009	JAN-JAN 2010	%
(1)	(2)	(3)	(4)	(5)	(6)	(7)
VENEZUELA	1,868	17,701	847.59	66,516	69,476	4.45
ARGENTINA	33,974	21,028	-38.11	701,228	403,248	-42.94
BRAZIL	117,595	106,836	-9.15	1,823,730	1,141,571	-37.40
COLOMBIA	1,848	28	-98.48	51,861	1,700	-96.72
BOLIVIA	33	34	3.03	1,269	1,297	2.21
URUGUAY	3,958	2,298	-41.94	99,524	56,004	-43.73
PARAGUAY	1,741	41	-97.65	46,195	900	-98.05
ECUADOR	2,162	2,476	14.52	44,574	58,775	31.86
PERU	1,219	1,711	40.36	29,653	44,485	50.02
BAHAMAS	0	634	-	0	3,421	-
JAMAICA	20	0	-100.00	562	0	-100.00
PUERTO RICO	14,486	20,784	43.48	167,772	172,004	2.52
BELIZE	5,722	0	-100.00	33,354	0	-100.00
DOMINICAN REPUBLIC	987	0	-100.00	1,905	0	-100.00
EL SALVADOR	8	0	-100.00	23	0	-100.00
COSTA RICA	6,861	76	-98.89	60,687	2,920	-95.19
HAITI	40	0	-100.00	78	0	-100.00
BARBADOS	0	7	-	0	54	-
FRENCH GUIANA	0	25	-	0	17	-
FRENCH POLYNESIA	1,193	2,845	138.47	6,696	56,550	744.53
MARTINIQUE	34	317	832.35	4,879	1,183	-75.75
NETHERLANDS ANTILLES	6,159	6,773	9.97	90,985	100,113	10.03
GUADELOUPE	218	1,442	561.47	426	5,344	1,154.46
SAINT KITTS AND NEVIS	221	0	-100.00	5,341	0	-100.00
UNITED KINGDOM	1,316,817	1,256,883	-4.55	25,412,429	24,901,926	-2.01
NETHERLANDS	582,017	704,032	20.96	11,377,453	11,267,866	-0.96
FRANCE	411,612	390,870	-5.04	8,922,176	8,572,230	-3.92
GERMANY, FED. REP. OF	1,780,094	1,589,605	-10.70	38,426,051	32,911,419	-14.35
AUSTRIA	12,843	20,123	56.68	707,276	531,058	-24.92
BELGIUM	415,768	306,064	-26.39	10,450,314	7,020,357	-32.82
SWITZERLAND	53,633	53,356	-0.52	1,281,608	1,215,531	-5.16
MONACO	0	170	-	0	5,407	-
DENMARK	11,838	20,707	74.92	327,208	369,377	12.89
NORWAY	13,830	17,508	26.59	287,110	360,037	25.40
SWEDEN	41,727	38,773	-7.08	799,625	821,332	2.71
FINLAND	10,923	2,440	-77.66	141,164	34,770	-75.37
IRELAND	35,755	99,951	179.54	703,052	1,360,136	93.46
ITALY	310,246	277,976	-10.40	9,705,741	6,840,975	-29.52
SPAIN	453,895	291,487	-35.78	8,003,307	4,405,731	-44.95
PORTUGAL	17,819	2,397	-86.55	162,846	50,062	-69.26
ICELAND	0	77	-	0	5,290	-
GREECE	12,342	11,026	-10.66	271,975	227,699	-16.28
DEMOCRATIC REPUBLIC OF THE	11,999	0	-100.00	7,726	0	-100.00
HUNGARY	4,421	261	-94.10	137,257	7,458	-94.57
POLAND	13,325	40,677	205.27	273,092	665,522	143.70
ROMANIA	5,595	17	-99.70	89,605	535	-99.40
BULGARIA	1,568	3	-99.81	49,400	45	-99.91
YUGOSLAVIA	1,335	207	-84.49	31,226	4,635	-85.16
BELARUS	0	108	-	0	5,184	-
KAZAKHSTAN	2,717	4,842	78.21	66,570	141,252	112.19
UKRAINE	32,513	73,568	126.27	682,132	1,383,098	102.76
ESTONIA	0	10,281	-	0	111,336	-
CROATIA	861	776	-9.87	23,665	18,809	-20.52
MALTA	0	52	-	0	1,663	-
SLOVAKIA	409	0	-100.00	5,938	0	-100.00
SLOVENIA	99	2,256	2,178.79	3,849	49,852	1,195.19
CZECH REPUBLIC	9,737	11,953	22.76	325,319	447,908	37.68
RUSSIA FEDERATION	92,817	85,733	-7.63	2,324,431	2,185,220	-5.99
<b>-KAIN TENUN</b>	<b>15,131,824</b>	<b>19,013,624</b>	<b>25.65</b>	<b>84,337,499</b>	<b>102,455,200</b>	<b>21.48</b>
JAPAN	2,380,364	2,729,619	14.67	10,039,391	11,440,009	13.95
HONG KONG	225,710	163,480	-27.57	1,543,487	1,483,048	-3.92
KOREA, REPUBLIC OF	511,191	601,228	17.61	2,014,969	1,891,474	-6.13
TAIWAN	469,432	499,657	6.44	1,291,239	1,755,564	35.96
CHINA	410,230	455,184	10.96	3,100,076	3,045,961	-1.75
MACAU	26,817	9,278	-65.40	124,862	59,522	-52.33
PAPUA NEW GUINEA	21,102	11,784	-44.16	135,275	69,420	-48.68
THAILAND	511,125	726,096	42.06	4,418,997	5,024,358	13.70
SINGAPORE	168,445	222,097	31.85	1,245,285	1,452,413	16.63
PHILIPPINES	370,832	249,097	-32.83	1,467,057	1,032,698	-29.61
MALAYSIA	905,233	1,757,793	94.18	4,762,460	6,156,240	29.27
MYANMAR (FORM. BURMA)	57,753	56,303	-2.51	492,951	478,923	-2.85
CAMBODIA	102,778	52,492	-48.93	646,379	210,228	-67.48
BRUNEI DARUSSALAM	6,021	12,284	104.02	38,010	97,971	157.75

TABEL 5. PERKEMBANGAN EKSPOR INDONESIA MENURUT KOMODITI DAN NEGARA TUJUAN

JENIS BARANG	BERAT BERSIH (KG)		PERUB	NILAI FOB (US \$)		PERUB
	JAN-JAN 2009	JAN-JAN 2010	%	JAN-JAN 2009	JAN-JAN 2010	%
(1)	(2)	(3)	(4)	(5)	(6)	(7)
LAO PEOPLE'S DEMOCRATIC RE	16,772	4,620	-72.45	90,519	34,991	-61.34
VIET NAM	429,598	430,898	0.30	1,399,693	2,261,395	61.56
MALDIVES	1,877	2,226	18.59	4,905	9,670	97.15
INDIA	99,735	117,463	17.78	625,383	1,038,242	66.02
PAKISTAN	27,284	142,051	420.64	121,895	341,067	179.80
BANGLADESH	395,840	427,006	7.87	1,971,345	1,954,829	-0.84
SRI LANKA	280,088	274,464	-2.01	2,008,632	2,425,021	20.73
AFGHANISTAN	15,347	0	-100.00	82,106	0	-100.00
IRAN (ISLAMIC REPUBLIC OF)	35,089	60,886	73.52	261,340	195,204	-25.31
SAUDI ARABIA	574,677	759,051	32.08	3,916,871	4,902,404	25.16
ISRAEL	10,989	4	-99.96	23,637	110	-99.53
KUWAIT	88,154	99,481	12.85	671,441	799,689	19.10
JORDAN	117,354	114,544	-2.39	707,408	785,509	11.04
LEBANON	27,943	11,652	-58.30	208,671	92,954	-55.45
YEMEN	64,576	26,774	-58.54	328,774	123,887	-62.32
OMAN	13,156	11,359	-13.66	85,337	86,637	1.52
SYRIA ARAB REPUBLIC	180,544	110,903	-38.57	1,267,708	704,876	-44.40
TURKEY	1,253,586	2,289,761	82.66	7,170,428	12,255,326	70.91
UNITED ARAB EMIRATES	1,500,698	1,583,379	5.51	11,512,550	15,231,916	32.31
QATAR	0	1,511	-	0	9,196	-
BAHRAIN	9,449	8,107	-14.20	72,372	65,064	-10.10
CYPRUS	20,342	153	-99.25	119,348	1,044	-99.13
EGYPT	94,724	149,388	57.71	583,767	1,033,906	77.11
LIBYAN ARAB JAMAHIRIYA	9,875	59,195	499.44	57,249	410,942	617.82
MOROCCO	86,818	74,430	-14.27	485,054	410,706	-15.33
TUNISIA	0	10,899	-	0	32,905	-
SUDAN	29,279	26,980	-7.85	157,044	159,200	1.37
LESOTHO	46,242	16,759	-63.76	143,500	76,269	-46.85
ETHIOPIA	0	22,943	-	0	100,666	-
TANZANIA, UNITED REPUBLIC OI	1,522	0	-100.00	1,968	0	-100.00
MADAGASCAR	115	0	-100.00	268	0	-100.00
SOMALIA	0	7,517	-	0	61,250	-
KENYA	24,346	48,760	100.28	118,731	258,805	117.98
TOGO	0	41,245	-	0	106,239	-
GHANA	12,736	10,995	-13.67	70,953	60,064	-15.35
CONGO	0	112	-	0	134	-
NIGERIA	783	0	-100.00	31,289	0	-100.00
COTE D'IVOIRE	0	11,443	-	0	40,360	-
SENEGAL	3,733	0	-100.00	3,600	0	-100.00
BURKINA FASO	32,306	0	-100.00	83,109	0	-100.00
UGANDA	0	8,727	-	0	72,992	-
DJIBOUTI	10,381	0	-100.00	55,899	0	-100.00
SOUTH AFRICA	339,768	231,989	-31.72	1,162,810	2,445,021	110.27
ZIMBABWE	0	8,650	-	0	46,699	-
MAURITIUS	13,034	75,258	477.40	92,592	825,585	791.64
AUSTRALIA	277,929	239,030	-14.00	901,495	941,734	4.46
NEW ZEALAND	40,619	27,391	-32.57	254,651	175,404	-31.12
NEW CALEDONIA	0	2	-	0	5	-
FIJI	9,493	18,885	98.94	75,332	90,349	19.93
EAST TIMOR	369	2,436	560.16	1,092	926	-15.20
UNITED STATES	347,065	693,551	99.83	3,054,267	3,680,005	20.49
CANADA	60,036	58,578	-2.43	479,662	339,573	-29.21
MEXICO	108,918	164,029	50.60	678,421	841,679	24.06
GUATEMALA	9,145	5,115	-44.07	111,072	67,148	-39.55
HONDURAS	0	4,085	-	0	24,743	-
NICARAGUA	15,918	0	-100.00	63,404	0	-100.00
PANAMA	21,663	25,681	18.55	156,842	155,056	-1.14
SURINAME	0	3,485	-	0	14,114	-
CHILE	11,712	27,319	133.26	55,864	69,413	24.25
VENEZUELA	8,765	22,731	159.34	84,183	124,405	47.78
ARGENTINA	723	30,845	4,166.25	23,090	132,822	475.24
BRAZIL	98,590	88,915	-9.81	476,733	507,730	6.50
COLOMBIA	63,599	45,842	-27.92	340,386	251,363	-26.15
URUGUAY	132	0	-100.00	2,993	0	-100.00
ECUADOR	0	20,418	-	0	134,528	-
PERU	3,567	0	-100.00	25,539	0	-100.00
DOMINICAN REPUBLIC	3,635	3,297	-9.30	13,988	17,185	22.86
EL SALVADOR	0	3,783	-	0	21,597	-
ANGUILLA	0	1,105	-	0	3,500	-
FRENCH POLYNESIA	0	391	-	0	24,362	-
NETHERLANDS ANTILLES	0	72	-	0	59	-
UNITED KINGDOM	161,965	204,864	26.49	872,572	1,105,197	26.66
NETHERLANDS	238,313	268,806	12.80	1,100,733	1,206,246	9.59
FRANCE	104,794	80,280	-23.39	1,004,467	514,306	-48.80



TABEL 5. PERKEMBANGAN EKSPOR INDONESIA MENURUT KOMODITI DAN NEGARA TUJUAN

JENIS BARANG	BERAT BERSIH (KG)		PERUB	NILAI FOB (US \$)		PERUB
	JAN-JAN 2009	JAN-JAN 2010	%	JAN-JAN 2009	JAN-JAN 2010	%
	(1)	(2)	(3)	(4)	(5)	(6)
GERMANY, FED. REP. OF	164,148	318,720	94.17	893,195	1,263,161	41.42
BELGIUM	324,001	348,000	7.41	1,114,120	1,163,261	4.41
SWITZERLAND	509	181	-64.44	3,257	749	-77.00
DENMARK	14,584	14,844	1.78	118,852	117,498	-1.14
SWEDEN	661	508	-23.15	4,822	4,181	-13.29
FINLAND	44,797	18,509	-58.68	330,329	101,968	-69.13
ITALY	200,890	969,115	382.41	944,559	3,378,090	257.64
SPAIN	243,395	299,132	22.90	1,238,705	1,102,043	-11.03
PORTUGAL	0	13,198	-	0	109,635	-
GREECE	26,271	50,620	92.68	91,707	267,236	191.40
HUNGARY	28,996	20,017	-30.97	299,079	140,750	-52.94
POLAND	48,931	32,640	-33.29	361,926	218,418	-39.65
ROMANIA	15,464	412	-97.34	102,537	4,487	-95.62
BULGARIA	0	660	-	0	7,388	-
BELARUS	4,076	2,489	-38.94	34,736	27,201	-21.69
KAZAKHSTAN	179	0	-100.00	4,221	0	-100.00
KYRGYZSTAN	665	0	-100.00	6,227	0	-100.00
UKRAINE	27,513	28,881	4.97	251,027	252,173	0.46
CROATIA	36,141	1,078	-97.02	136,230	7,764	-94.30
SLOVAKIA	4,083	0	-100.00	32,611	0	-100.00
SLOVENIA	297,298	9,364	-96.85	1,336,909	111,293	-91.68
CZECH REPUBLIC	805	3,607	348.07	5,600	29,010	418.04
RUSSIA FEDERATION	25,674	12,738	-50.39	231,430	46,842	-79.76
<b>-TEKSTIL LAINNYA</b>	<b>73,774,341</b>	<b>101,317,651</b>	<b>37.33</b>	<b>144,960,810</b>	<b>238,026,109</b>	<b>64.20</b>
JAPAN	5,103,157	6,995,330	37.08	16,085,433	21,361,403	32.80
HONG KONG	610,551	1,623,932	165.98	2,596,670	4,848,535	86.72
KOREA, DEMOCRATIC PEOPLE'S	110	19,233	17,384.55	10	64,185	641,750.00
KOREA, REPUBLIC OF	6,808,894	10,968,068	61.08	14,845,552	28,693,858	93.28
TAIWAN	1,590,513	3,465,863	117.91	3,537,055	6,619,880	87.16
CHINA	3,591,253	6,786,298	88.97	6,394,749	13,071,110	104.40
MACAU	2,146	0	-100.00	33,685	0	-100.00
PAPUA NEW GUINEA	0	14,095	-	0	26,365	-
THAILAND	1,034,461	2,184,733	111.20	2,001,102	5,568,530	178.27
SINGAPORE	307,697	393,383	27.85	1,479,232	1,501,416	1.50
PHILIPPINES	1,492,979	1,516,498	1.58	2,846,787	3,500,222	22.95
MALAYSIA	1,404,197	1,616,148	15.09	3,123,753	4,557,339	45.89
MYANMAR (FORM. BURMA)	3,133	736	-76.51	22,379	5,815	-74.02
CAMBODIA	85,924	77,059	-10.32	459,488	501,694	9.19
BRUNEI DARUSSALAM	16,098	29,940	85.99	57,775	68,232	18.10
NEPAL	45	35,822	79,504.44	45	66,551	147,791.11
VIET NAM	3,084,022	3,430,836	11.25	4,021,569	6,251,657	55.45
MALDIVES	652	2,821	332.67	6,092	13,582	122.95
INDIA	3,487,609	2,922,666	-16.20	5,859,749	7,241,728	23.58
PAKISTAN	2,653,004	1,686,984	-36.41	3,545,574	3,908,711	10.24
BANGLADESH	1,403,444	1,548,017	10.30	2,887,052	4,492,276	55.60
SRI LANKA	580,071	1,127,434	94.36	1,273,863	3,006,145	135.99
AFGHANISTAN	0	73	-	0	100	-
IRAN (ISLAMIC REPUBLIC OF)	566,234	628,649	11.02	928,012	1,539,468	65.89
SAUDI ARABIA	275,358	254,530	-7.56	793,990	994,361	25.24
ISRAEL	512,089	1,567,144	206.03	912,066	3,373,611	269.89
KUWAIT	18,082	10,029	-44.54	164,131	65,457	-60.12
JORDAN	36,653	0	-100.00	98,191	0	-100.00
LEBANON	10,735	20,046	86.73	29,479	48,125	63.25
YEMEN	32,144	78,006	142.68	121,837	341,089	179.96
OMAN	0	5,557	-	0	19,384	-
SYRIA ARAB REPUBLIC	814,511	355,054	-56.41	1,069,020	888,316	-16.90
TURKEY	6,873,080	8,863,049	28.95	10,287,241	20,705,194	101.27
UNITED ARAB EMIRATES	185,733	234,890	26.47	677,426	1,093,999	61.49
QATAR	2,815	3,415	21.31	5,600	19,615	250.27
BAHRAIN	545	17,030	3,024.77	8,264	22,500	172.27
EGYPT	3,014,237	1,856,017	-38.42	4,271,547	3,578,502	-16.22
LIBYAN ARAB JAMAHIRIYA	402	0	-100.00	843	0	-100.00
MOROCCO	153,443	285,507	86.07	230,319	857,782	272.43
TUNISIA	0	35,368	-	0	80,408	-
ALGERIA	95,657	0	-100.00	341,986	0	-100.00
SUDAN	19,855	6,600	-66.76	43,658	33,035	-24.33
ETHIOPIA	50	200,000	399,900.00	9	555,000	6,166,566.67
TANZANIA, UNITED REPUBLIC OF	722	0	-100.00	323	0	-100.00
MADAGASCAR	8,930	8,000	-10.41	35,847	30,200	-15.75
KENYA	74,569	101,703	36.39	188,596	312,639	65.77
REUNION	3,674	3,285	-10.59	4,240	2,378	-43.92
TOGO	23,234	23,255	0.09	124,597	127,414	2.26
GHANA	25,115	87,820	249.67	90,585	304,056	235.66

TABEL 5. PERKEMBANGAN EKSPOR INDONESIA MENURUT KOMODITI DAN NEGARA TUJUAN

JENIS BARANG	BERAT BERSIH (KG)		PERUB	NILAI FOB (US \$)		PERUB
	JAN-JAN 2009	JAN-JAN 2010	%	JAN-JAN 2009	JAN-JAN 2010	%
	(1)	(2)	(3)	(4)	(5)	(6)
CONGO	0	7	-	0	8	-
CAMEROON	0	17,789	-	0	29,822	-
NIGERIA	18,945	384	-97.97	292,652	485	-99.83
GABON	67	0	-100.00	2,709	0	-100.00
COTE D'IVOIRE	0	33	-	0	42	-
SENEGAL	35,492	12,522	-64.72	59,941	37,278	-37.81
MAURITANIA	101,848	127,258	24.95	365,404	375,582	2.79
MALI	0	22	-	0	29	-
GAMBIA	13,754	2,090	-84.80	33,627	309	-99.08
SEYCHELLES	0	1,686	-	0	11,332	-
DJIBOUTI	0	177,784	-	0	171,793	-
SOUTH AFRICA	236,529	180,110	-23.85	664,770	485,626	-26.95
ZIMBABWE	0	11,374	-	0	13,840	-
ZAMBIA	0	101	-	0	842	-
MAURITIUS	105,990	179,929	69.76	260,632	522,000	100.28
RWANDA	0	7,277	-	0	2,100	-
AUSTRALIA	858,517	1,376,935	60.39	2,061,206	2,977,707	44.46
NEW ZEALAND	224,617	131,435	-41.48	743,676	405,145	-45.52
GUAM	137	122	-10.95	6,623	290	-95.62
NEW CALEDONIA	1,391	649	-53.34	10,761	3,112	-71.08
VANUATU	1,189	461	-61.23	836	171	-79.55
WALLIS AND FUTUNA ISLANDS	756	194	-74.34	1,134	295	-73.99
COOK ISLANDS	778	1,673	115.04	8,771	13,070	49.01
FIJI	5,735	1,034	-81.97	7,177	13,693	90.79
TUVALU	384	0	-100.00	575	0	-100.00
EAST TIMOR	13,766	39,562	187.39	41,594	22,703	-45.42
UNITED STATES	5,657,366	7,738,712	36.79	9,986,327	16,916,215	69.39
CANADA	295,461	733,181	148.15	559,655	1,558,880	178.54
MEXICO	891,356	988,016	10.84	1,619,129	1,952,281	20.58
GUATEMALA	37,966	37,760	-0.54	80,275	104,794	30.54
HONDURAS	43,232	71,208	64.71	118,996	114,058	-4.15
NICARAGUA	0	580	-	0	5,481	-
PANAMA	5,199	4,008	-22.91	22,615	16,685	-26.22
SURINAME	34,796	861	-97.53	42,202	2,344	-94.45
CHILE	296,075	459,577	55.22	621,346	1,267,361	103.97
VENEZUELA	444,558	613,091	37.91	1,124,290	1,376,545	22.44
ARGENTINA	712,827	1,144,681	60.58	1,382,174	2,562,466	85.39
BRAZIL	6,793,253	8,087,182	19.05	12,026,451	18,690,255	55.41
COLOMBIA	810,465	542,004	-33.12	1,299,875	1,136,965	-12.53
URUGUAY	0	33,673	-	0	132,571	-
ECUADOR	48,960	122,531	150.27	66,840	216,218	223.49
PERU	217,763	230,305	5.76	426,672	659,402	54.55
GUYANA	0	26,405	-	0	43,166	-
BAHAMAS	0	2,089	-	0	10,103	-
JAMAICA	22,010	22,061	0.23	42,806	44,374	3.66
PUERTO RICO	53	0	-100.00	211	0	-100.00
DOMINICAN REPUBLIC	0	10,438	-	0	17,689	-
EL SALVADOR	25,000	67,305	169.22	53,250	141,715	166.13
COSTA RICA	10,432	0	-100.00	24,135	0	-100.00
HAITI	0	29	-	0	100	-
BARBADOS	0	31	-	0	342	-
CAYMAN ISLANDS	0	116	-	0	126	-
FRENCH GUIANA	0	645	-	0	425	-
FRENCH POLYNESIA	6,931	8,163	17.78	15,269	27,779	81.93
MARTINIQUE	5,589	0	-100.00	14,400	0	-100.00
NETHERLANDS ANTILLES	22	53,399	242,622.73	170	131,810	77,435.29
GUADELOUPE	7,199	656	-90.89	13,157	1,389	-89.44
UNITED KINGDOM	833,820	1,500,644	79.97	1,345,308	2,865,713	113.02
NETHERLANDS	150,902	519,247	244.10	579,074	1,019,379	76.04
FRANCE	183,469	138,893	-24.30	564,865	387,261	-31.44
GERMANY, FED. REP. OF	2,016,135	2,331,034	15.62	4,377,313	5,257,043	20.10
AUSTRIA	8,581	0	-100.00	38,138	0	-100.00
BELGIUM	2,075,843	3,265,828	57.33	2,815,026	5,729,622	103.54
SWITZERLAND	273	20,453	7,391.94	2,715	82,206	2,927.85
DENMARK	25,706	67,904	164.16	158,979	171,444	7.84
NORWAY	16,873	23,026	36.47	150,843	171,933	13.98
SWEDEN	88,577	159,258	79.80	428,852	694,509	61.95
FINLAND	72,357	401,330	454.65	150,337	795,567	429.19
IRELAND	47,640	7,349	-84.57	46,451	21,097	-54.58
ITALY	2,008,981	4,322,876	115.18	3,093,109	8,757,245	183.12
SPAIN	962,452	1,710,321	77.70	2,445,705	3,706,832	51.56
PORTUGAL	582,684	896,674	53.89	1,288,222	2,247,730	74.48
GREECE	255,599	315,535	23.45	611,939	796,856	30.22
DEMOCRATIC REPUBLIC OF THE	0	33,181	-	0	74,564	-

TABEL 5. PERKEMBANGAN EKSPOR INDONESIA MENURUT KOMODITI DAN NEGARA TUJUAN

JENIS BARANG	BERAT BERSIH (KG)		PERUB	NILAI FOB (US \$)		PERUB
	JAN-JAN 2009	JAN-JAN 2010	%	JAN-JAN 2009	JAN-JAN 2010	%
(1)	(2)	(3)	(4)	(5)	(6)	(7)
HUNGARY	8,192	174,580	2,031.10	18,762	285,874	1,423.69
POLAND	228,127	418,660	83.52	335,996	790,358	135.23
ROMANIA	23,745	58,559	146.62	188,369	84,379	-55.21
BULGARIA	0	87,355	-	0	175,769	-
YUGOSLAVIA	290	0	-100.00	2,558	0	-100.00
ALBANIA	0	105	-	0	170	-
AZERBAIJAN	0	183	-	0	100	-
KYRGYZSTAN	115	29,760	25,778.26	600	87,360	14,460.00
UKRAINE	0	89,566	-	0	196,726	-
LATVIA	45,058	16,158	-64.14	112,591	28,507	-74.68
CROATIA	149	0	-100.00	3,830	0	-100.00
SLOVAKIA	160	0	-100.00	9	0	-100.00
SLOVENIA	52,020	0	-100.00	133,761	0	-100.00
CZECH REPUBLIC	7,033	7,981	13.48	34,311	17,750	-48.27
RUSSIA FEDERATION	85,325	361,130	323.24	425,393	999,435	134.94
<b>-BARANG DARI KARET</b>	<b>29,223,106</b>	<b>44,388,948</b>	<b>51.90</b>	<b>105,284,871</b>	<b>153,071,596</b>	<b>45.39</b>
JAPAN	5,979,028	6,053,422	1.24	25,879,953	23,245,306	-10.18
HONG KONG	106,386	345,539	224.80	682,685	1,475,654	116.15
KOREA, REPUBLIC OF	173,905	496,126	185.29	354,399	1,272,836	259.15
TAIWAN	137,731	445,924	223.76	664,355	1,391,650	109.47
CHINA	177,069	1,483,262	737.67	738,993	4,757,770	543.82
MONGOLIA	0	7,195	-	0	24,975	-
PAPUA NEW GUINEA	94,053	159,020	69.07	237,216	776,794	227.46
THAILAND	569,643	684,469	20.16	2,051,284	2,518,566	22.78
SINGAPORE	769,677	861,917	11.98	3,395,808	6,245,793	83.93
PHILIPPINES	1,040,812	2,119,185	103.61	2,282,952	5,334,411	133.66
MALAYSIA	1,338,179	2,287,944	70.97	2,601,634	6,636,341	155.08
MYANMAR (FORM. BURMA)	7,106	32,700	360.17	25,690	87,317	239.89
CAMBODIA	2,560	19,617	666.29	11,481	62,206	441.82
BRUNEI DARUSSALAM	10,339	28,696	177.55	28,165	85,865	204.86
LAO PEOPLE'S DEMOCRATIC RE	2,535	4,964	95.82	9,127	14,335	57.06
NEPAL	0	10,280	-	0	25,120	-
VIET NAM	83,882	562,710	570.84	445,487	1,383,341	210.52
MALDIVES	1,307	0	-100.00	8,188	0	-100.00
INDIA	113,107	112,302	-0.71	312,851	405,781	29.70
PAKISTAN	134,228	243,031	81.06	314,912	830,416	163.70
BANGLADESH	159,730	219,424	37.37	331,414	560,880	69.24
SRI LANKA	34,007	175,665	416.56	97,722	489,420	400.83
AFGHANISTAN	40,387	0	-100.00	114,902	0	-100.00
IRAN (ISLAMIC REPUBLIC OF)	81,869	262,968	221.21	295,310	787,615	166.71
SAUDI ARABIA	1,429,868	1,916,223	34.01	4,727,427	5,941,356	25.68
ISRAEL	122,373	162,723	32.97	384,295	413,328	7.55
KUWAIT	22,974	33,523	45.92	69,172	111,090	60.60
JORDAN	71,975	73,298	1.84	176,564	207,948	17.77
LEBANON	40,179	194,621	384.38	164,152	636,693	287.87
YEMEN	8,787	419,243	4,671.17	45,966	1,342,731	2,821.14
OMAN	48,259	50,183	3.99	152,042	153,410	0.90
SYRIA ARAB REPUBLIC	185,309	206,747	11.57	402,076	536,566	33.45
TURKEY	120,404	585,097	385.94	353,287	1,867,027	428.47
UNITED ARAB EMIRATES	1,233,592	1,737,633	40.86	4,086,517	5,354,133	31.02
QATAR	27,347	11,336	-58.55	92,915	38,956	-58.07
BAHRAIN	0	16,493	-	0	21,958	-
EGYPT	174,992	668,107	281.79	526,243	1,927,314	266.24
LIBYAN ARAB JAMAHIRIYA	136,997	260,821	90.38	464,410	854,526	84.00
MOROCCO	71,263	43,131	-39.48	262,198	141,313	-46.10
TUNISIA	90,560	18,674	-79.38	119,520	61,708	-48.37
ALGERIA	37,947	75,807	99.77	125,917	118,287	-6.06
SUDAN	13,155	64,624	391.25	46,340	172,059	271.30
NAMIBIA	0	4,643	-	0	15,935	-
KENYA	19,320	2,726	-85.89	47,040	4,095	-91.29
REUNION	0	11,251	-	0	48,912	-
BOTSWANA	0	8,093	-	0	30,281	-
TOGO	4,937	146	-97.04	15,112	280	-98.15
GHANA	19,322	32,577	68.60	48,107	91,283	89.75
CAMEROON	632	0	-100.00	216	0	-100.00
NIGERIA	111,297	100,170	-10.00	157,401	339,792	115.88
SEYCHELLES	0	29	-	0	119	-
UGANDA	11,631	0	-100.00	17,108	0	-100.00
SOUTH AFRICA	404,712	313,118	-22.63	994,728	884,361	-11.10
MALAWI	0	28,240	-	0	57,750	-
MAURITIUS	22,424	70,205	213.08	67,641	183,407	171.15
AUSTRALIA	967,213	1,727,544	78.61	3,495,633	5,331,432	52.52
NEW ZEALAND	134,299	506,672	277.27	485,124	2,029,167	318.28

TABEL 5. PERKEMBANGAN EKSPOR INDONESIA MENURUT KOMODITI DAN NEGARA TUJUAN

JENIS BARANG	BERAT BERSIH (KG)		PERUB %	NILAI FOB (US \$)		PERUB %
	JAN-JAN 2009	JAN-JAN 2010		JAN-JAN 2009	JAN-JAN 2010	
(1)	(2)	(3)	(4)	(5)	(6)	(7)
VANUATU	0	294	-	0	412	-
FIJI	11,088	3,472	-68.69	39,687	9,600	-75.81
SAMOA	0	5,165	-	0	16,177	-
SOLOMON ISLANDS	0	100	-	0	268	-
EAST TIMOR	8,398	134,090	1,496.69	8,713	340,332	3,806.03
UNITED STATES	5,082,379	9,424,978	85.44	19,963,965	35,368,373	77.16
CANADA	157,795	237,581	50.56	798,137	825,410	3.42
MEXICO	92,174	254,823	176.46	291,138	693,252	138.12
GUATEMALA	6,760	6,795	0.52	16,875	22,500	33.33
PANAMA	32,364	42,771	32.16	116,147	139,533	20.13
SURINAME	6,199	0	-100.00	20,821	0	-100.00
CHILE	0	44,066	-	0	138,844	-
VENEZUELA	19,056	9,943	-47.82	73,600	45,560	-38.10
ARGENTINA	108,154	153,413	41.85	334,757	330,571	-1.25
BRAZIL	294,230	271,832	-7.61	799,811	791,164	-1.08
COLOMBIA	244,169	71,774	-70.60	534,015	237,321	-55.56
URUGUAY	7,410	38,042	413.39	23,140	105,118	354.27
PARAGUAY	11,190	40,763	264.28	40,705	131,096	222.06
ECUADOR	7,222	10,315	42.83	27,504	40,992	49.04
PERU	40,480	128,205	216.71	146,097	272,992	86.86
JAMAICA	40,139	12,545	-68.75	131,293	28,410	-78.36
PUERTO RICO	55,034	80,252	45.82	184,126	266,617	44.80
DOMINICAN REPUBLIC	11,765	56,924	383.84	37,506	167,200	345.80
EL SALVADOR	0	18,197	-	0	50,960	-
COSTA RICA	27,749	24,084	-13.21	95,238	57,511	-39.61
HAITI	4,734	0	-100.00	14,886	0	-100.00
UNITED KINGDOM	1,070,817	900,280	-15.93	3,341,512	2,749,776	-17.71
NETHERLANDS	766,866	941,794	22.81	2,311,089	2,772,373	19.96
FRANCE	357,716	414,780	15.95	1,121,048	1,317,935	17.56
GERMANY, FED. REP. OF	1,542,703	1,608,909	4.29	7,860,695	7,563,935	-3.78
AUSTRIA	30	174	480.00	4,710	28,880	513.16
BELGIUM	768,234	682,359	-11.18	2,386,105	2,096,692	-12.13
SWITZERLAND	24,822	15,008	-39.54	124,456	91,701	-26.32
LUXEMBOURG	0	51,399	-	0	171,818	-
DENMARK	111,739	62,581	-43.99	294,730	171,261	-41.89
NORWAY	23,735	127,244	436.10	92,613	356,361	284.79
SWEDEN	161,789	162,889	0.68	661,112	622,403	-5.86
FINLAND	9,900	59,531	501.32	13,694	145,445	962.11
IRELAND	224,077	46,396	-79.29	553,245	152,775	-72.39
ITALY	639,283	857,588	34.15	2,072,924	3,096,704	49.39
SPAIN	311,625	474,297	52.20	1,042,967	1,228,883	17.83
PORTUGAL	61,984	47,795	-22.89	255,309	168,528	-33.99
ICELAND	0	40,671	-	0	138,202	-
GREECE	112,387	122,073	8.62	392,912	424,362	8.00
HUNGARY	133	0	-100.00	382	0	-100.00
POLAND	25,034	70,548	181.81	121,797	228,188	87.35
ROMANIA	0	113,732	-	0	312,262	-
BULGARIA	22,629	0	-100.00	82,072	0	-100.00
AZERBAIJAN	0	12	-	0	5,260	-
UKRAINE	0	52,099	-	0	173,798	-
LATVIA	40,459	42,955	6.17	123,001	167,632	36.29
ESTONIA	0	405,285	-	0	1,248,648	-
GEORGIA	0	7,669	-	0	23,863	-
CROATIA	0	13,322	-	0	59,495	-
MALTA	5,550	0	-100.00	12,875	0	-100.00
SLOVAKIA	51	11	-78.43	1,370	274	-80.00
SLOVENIA	67,524	11,125	-83.52	247,026	39,658	-83.95
CZECH REPUBLIC	5	5,968	119,260.00	9	56,887	631,977.78
RUSSIA FEDERATION	16,217	19,972	23.15	57,378	47,775	-16.74
<b>-SHEET</b>	<b>3,606,717</b>	<b>3,367,120</b>	<b>-6.64</b>	<b>5,853,303</b>	<b>8,593,078</b>	<b>46.81</b>
JAPAN	513,486	523,350	1.92	778,235	1,372,160	76.32
HONG KONG	54,918	36,612	-33.33	78,051	106,105	35.94
KOREA, REPUBLIC OF	73,600	44,000	-40.22	104,720	116,240	11.00
TAIWAN	91,530	878,688	860.00	110,751	2,348,936	2,020.92
CHINA	1,071,018	585,792	-45.31	1,437,687	1,491,838	3.77
SINGAPORE	75,600	201,636	166.71	86,940	564,569	549.38
TURKEY	19,200	19,200	0.00	35,232	53,376	51.50
UNITED ARAB EMIRATES	0	18,304	-	0	51,541	-
SOUTH AFRICA	0	19,200	-	0	47,328	-
UNITED STATES	554,397	680,158	22.68	1,096,938	1,499,634	36.71
CANADA	200,639	0	-100.00	403,824	0	-100.00
MEXICO	20,160	0	-100.00	59,875	0	-100.00
ARGENTINA	20,160	0	-100.00	24,797	0	-100.00

TABEL 5. PERKEMBANGAN EKSPOR INDONESIA MENURUT KOMODITI DAN NEGARA TUJUAN

JENIS BARANG	BERAT BERSIH (KG)		PERUB	NILAI FOB (US \$)		PERUB
	JAN-JAN 2009	JAN-JAN 2010	%	JAN-JAN 2009	JAN-JAN 2010	%
(1)	(2)	(3)	(4)	(5)	(6)	(7)
BRAZIL	0	57,600	-	0	156,096	-
NETHERLANDS	59,520	40,320	-32.26	146,279	77,616	-46.94
FRANCE	100,560	60,660	-39.68	140,267	157,975	12.62
GERMANY, FED. REP. OF	238,080	20,160	-91.53	463,743	56,146	-87.89
BELGIUM	153,598	40,320	-73.75	264,366	112,090	-57.60
ITALY	120,960	80,640	-33.33	180,533	221,357	22.61
SPAIN	122,039	0	-100.00	171,281	0	-100.00
GREECE	20,160	0	-100.00	24,192	0	-100.00
POLAND	20,160	0	-100.00	64,814	0	-100.00
BELARUS	36,612	0	-100.00	49,335	0	-100.00
ESTONIA	0	20,160	-	0	58,061	-
RUSSIA FEDERATION	40,320	40,320	0.00	131,443	102,010	-22.39
<b>-CRUMB RUBBER</b>	<b>111,054,535</b>	<b>129,409,143</b>	<b>16.53</b>	<b>166,455,473</b>	<b>343,316,323</b>	<b>106.25</b>
JAPAN	22,157,873	17,745,185	-19.91	30,244,693	46,262,127	52.96
HONG KONG	100,799	0	-100.00	127,814	0	-100.00
KOREA, REPUBLIC OF	6,205,500	3,967,478	-36.07	9,258,500	10,040,336	8.44
TAIWAN	282,239	927,360	228.57	381,961	2,351,280	515.58
CHINA	13,446,708	18,376,975	36.67	19,976,959	50,999,637	155.29
SINGAPORE	4,277,697	8,235,780	92.53	5,817,091	21,221,637	264.82
PHILIPPINES	201,600	403,200	100.00	266,112	1,113,564	318.46
MALAYSIA	80,640	40,320	-50.00	101,606	104,832	3.18
VIET NAM	42,000	613,200	1,360.00	58,970	1,679,685	2,748.37
INDIA	483,840	2,620,799	441.67	866,090	7,043,402	713.24
PAKISTAN	0	241,918	-	0	625,565	-
SRI LANKA	100,800	0	-100.00	165,557	0	-100.00
IRAN (ISLAMIC REPUBLIC OF)	503,999	1,370,879	172.00	790,958	3,343,294	322.69
ISRAEL	40,320	0	-100.00	47,451	0	-100.00
TURKEY	2,096,638	2,613,240	24.64	3,331,224	7,135,586	114.20
UNITED ARAB EMIRATES	201,600	20,160	-90.00	244,364	55,944	-77.11
EGYPT	564,480	403,200	-28.57	736,209	1,135,384	54.22
TANZANIA, UNITED REPUBLIC OF	0	20,160	-	0	46,771	-
SOUTH AFRICA	1,915,200	2,136,958	11.58	3,227,546	5,906,907	83.02
AUSTRALIA	725,760	383,040	-47.22	881,075	923,384	4.80
UNITED STATES	32,610,531	35,085,204	7.59	53,932,207	90,339,119	67.50
CANADA	3,883,179	4,169,758	7.38	5,665,982	11,501,768	103.00
MEXICO	564,480	413,280	-26.79	795,443	1,081,402	35.95
PANAMA	0	20,160	-	0	55,041	-
CHILE	0	181,440	-	0	481,653	-
VENEZUELA	403,200	362,880	-10.00	603,055	985,489	63.42
ARGENTINA	727,440	1,570,800	115.94	985,303	4,150,033	321.19
BRAZIL	2,172,240	7,388,640	240.14	2,914,428	20,639,429	608.18
COLOMBIA	705,600	383,040	-45.71	872,343	1,086,391	24.54
ECUADOR	322,560	403,200	25.00	587,607	1,087,843	85.13
PERU	0	181,440	-	0	471,567	-
COSTA RICA	60,480	201,600	233.33	83,462	514,684	516.67
UNITED KINGDOM	861,839	1,622,599	88.27	1,310,296	4,363,154	232.99
NETHERLANDS	2,226,420	2,901,777	30.33	3,049,890	7,909,642	159.34
FRANCE	1,209,598	2,356,199	94.79	1,860,939	6,382,912	242.99
GERMANY, FED. REP. OF	4,273,920	3,638,879	-14.86	6,311,908	9,597,676	52.06
BELGIUM	1,693,439	705,600	-58.33	2,228,392	1,977,654	-11.25
LUXEMBOURG	463,680	383,040	-17.39	586,858	988,568	68.45
SWEDEN	20,160	60,480	200.00	29,624	185,193	525.15
FINLAND	0	100,800	-	0	278,351	-
IRELAND	0	45,360	-	0	123,502	-
ITALY	569,520	735,000	29.06	848,010	2,021,393	138.37
SPAIN	1,877,396	1,975,680	5.24	2,893,669	5,381,992	85.99
HUNGARY	793,800	400,679	-49.52	952,646	1,122,185	17.80
POLAND	204,120	1,131,479	454.32	336,250	3,032,714	801.92
ROMANIA	413,280	1,322,999	220.12	700,972	3,572,227	409.61
BULGARIA	136,080	362,880	166.67	195,477	1,004,870	414.06
LITHUANIA	907,200	504,000	-44.44	1,351,308	1,282,787	-5.07
SLOVENIA	481,320	657,718	36.65	759,191	1,644,378	116.60
RUSSIA FEDERATION	45,360	22,680	-50.00	76,033	63,371	-16.65
<b>-CREPE</b>	<b>2,715,894</b>	<b>4,472,043</b>	<b>64.66</b>	<b>4,249,386</b>	<b>11,657,467</b>	<b>174.33</b>
JAPAN	38,400	77,759	102.50	73,404	166,489	126.81
TAIWAN	0	20,159	-	0	47,174	-
CHINA	0	139,266	-	0	344,477	-
SINGAPORE	0	20,160	-	0	56,070	-
VIET NAM	0	120,959	-	0	362,858	-
TURKEY	20,160	0	-100.00	23,079	0	-100.00
UNITED ARAB EMIRATES	0	80,640	-	0	181,124	-
UNITED STATES	1,951,734	3,247,020	66.37	2,881,366	8,544,601	196.55

TABEL 5. PERKEMBANGAN EKSPOR INDONESIA MENURUT KOMODITI DAN NEGARA TUJUAN

JENIS BARANG	BERAT BERSIH (KG)		PERUB	NILAI FOB (US \$)		PERUB
	JAN-JAN 2009	JAN-JAN 2010	%	JAN-JAN 2009	JAN-JAN 2010	%
(1)	(2)	(3)	(4)	(5)	(6)	(7)
CANADA	262,080	120,960	-53.85	472,177	343,526	-27.25
MEXICO	20,160	20,160	0.00	52,214	53,424	2.32
FRANCE	40,320	40,320	0.00	68,625	92,152	34.28
GERMANY, FED. REP. OF	0	161,280	-	0	412,232	-
ITALY	383,040	342,720	-10.53	678,521	842,527	24.17
SPAIN	0	80,640	-	0	210,813	-
<b>-BUNGKIL KELAPA</b>	<b>9,975,246</b>	<b>24,541,294</b>	<b>146.02</b>	<b>1,600,584</b>	<b>2,487,536</b>	<b>55.41</b>
JAPAN	234,800	0	-100.00	40,591	0	-100.00
KOREA, REPUBLIC OF	6,500,000	12,935,000	99.00	877,500	1,229,000	40.06
TAIWAN	52,550	80,300	52.81	10,136	12,292	21.27
CHINA	77,460	6,150,000	7,839.58	21,689	513,550	2,267.79
SINGAPORE	171,601	200,001	16.55	62,900	78,401	24.64
MALAYSIA	0	51,318	-	0	8,773	-
INDIA	0	4,935,000	-	0	616,875	-
AUSTRALIA	0	189,675	-	0	28,645	-
NETHERLANDS	2,938,835	0	-100.00	587,768	0	-100.00
<b>-DEDAK/BEKATUL</b>	<b>23,549,940</b>	<b>18,824,000</b>	<b>-20.07</b>	<b>3,121,042</b>	<b>2,815,124</b>	<b>-9.80</b>
JAPAN	6,299,940	0	-100.00	885,142	0	-100.00
KOREA, REPUBLIC OF	0	18,800,000	-	0	2,813,180	-
PHILIPPINES	12,000,000	0	-100.00	1,542,900	0	-100.00
VIET NAM	5,250,000	0	-100.00	693,000	0	-100.00
EAST TIMOR	0	24,000	-	0	1,944	-
<b>-LAINNYA</b>	<b>286,590,791</b>	<b>173,685,288</b>	<b>-39.40</b>	<b>16,778,182</b>	<b>11,301,612</b>	<b>-32.64</b>
JAPAN	1,888,060	1,952,314	3.40	519,045	558,217	7.55
KOREA, REPUBLIC OF	83,045	10,204,530	12,187.95	39,815	582,830	1,363.85
TAIWAN	102,500	200,000	95.12	42,170	59,523	41.15
CHINA	6,122,021	3,724,825	-39.16	403,927	498,838	23.50
THAILAND	9,209,987	1,949,934	-78.83	537,932	87,942	-83.65
SINGAPORE	14,151,663	61,731	-99.56	627,948	71,796	-88.57
PHILIPPINES	10,346,430	18,000	-99.83	432,382	23,146	-94.65
MALAYSIA	779,887	523,250	-32.91	598,906	70,889	-88.16
BRUNEI DARUSSALAM	19,497	0	-100.00	18,012	0	-100.00
VIET NAM	1,724,000	14,381,574	734.20	75,780	858,371	1,032.71
INDIA	164,000	0	-100.00	24,707	0	-100.00
PAKISTAN	0	5,500,000	-	0	249,000	-
BANGLADESH	215,000	0	-100.00	50,515	0	-100.00
SRI LANKA	97,000	39,750	-59.02	112,848	18,802	-83.34
SAUDI ARABIA	0	37,997	-	0	41,692	-
SOUTH AFRICA	0	18,000,000	-	0	972,000	-
AUSTRALIA	171,527	207,373	20.90	201,155	325,750	61.94
NEW ZEALAND	65,133,557	80,384,240	23.41	2,471,513	4,834,453	95.61
UNITED STATES	502	2,770	451.79	8,735	46,800	435.78
NETHERLANDS	120,484,114	35,547,000	-70.50	7,678,336	1,944,563	-74.67
FRANCE	442,000	0	-100.00	93,900	0	-100.00
GERMANY, FED. REP. OF	3,656,001	950,000	-74.02	225,356	57,000	-74.71
ITALY	51,800,000	0	-100.00	2,615,200	0	-100.00
<b>-MINYAK ATSIRI LAINNYA</b>	<b>229,367</b>	<b>347,212</b>	<b>51.38</b>	<b>4,659,656</b>	<b>7,270,937</b>	<b>56.04</b>
JAPAN	4,306	9,634	123.73	174,505	123,765	-29.08
HONG KONG	2,332	0	-100.00	4,547	0	-100.00
KOREA, REPUBLIC OF	6,519	205	-96.86	16,568	13,765	-16.92
TAIWAN	274	0	-100.00	8,010	0	-100.00
CHINA	0	7,327	-	0	118,620	-
THAILAND	377	50	-86.74	8,698	480	-94.48
SINGAPORE	68,024	77,572	14.04	1,052,000	1,502,198	42.79
PHILIPPINES	408	2,620	542.16	4,984	34,002	582.22
MALAYSIA	209	861	311.96	13,214	29,498	123.23
INDIA	30,916	61,680	99.51	536,615	1,467,319	173.44
PAKISTAN	199	0	-100.00	1,120	0	-100.00
SRI LANKA	6	50	733.33	12	105	775.00
UNITED ARAB EMIRATES	6,499	3,000	-53.84	313,700	133,000	-57.60
SOUTH AFRICA	0	220	-	0	2,145	-
AUSTRALIA	0	357	-	0	939	-
NEW ZEALAND	150	0	-100.00	2,079	0	-100.00
UNITED STATES	58,808	59,925	1.90	783,064	994,735	27.03
CANADA	0	2,160	-	0	30,175	-
MEXICO	0	1,999	-	0	20,300	-
ARGENTINA	0	376	-	0	7,780	-
BRAZIL	350	0	-100.00	3,040	0	-100.00
UNITED KINGDOM	5,358	5,585	4.24	228,545	148,785	-34.90
NETHERLANDS	16,225	26,036	60.47	719,617	151,799	-78.91

TABEL 5. PERKEMBANGAN EKSPOR INDONESIA MENURUT KOMODITI DAN NEGARA TUJUAN

JENIS BARANG	BERAT BERSIH (KG)		PERUB	NILAI FOB (US \$)		PERUB
	JAN-JAN 2009	JAN-JAN 2010	%	JAN-JAN 2009	JAN-JAN 2010	%
(1)	(2)	(3)	(4)	(5)	(6)	(7)
FRANCE	20,206	40,508	100.48	516,657	1,045,849	102.43
GERMANY, FED. REP. OF	6,201	8,554	37.95	216,931	311,313	43.51
BELGIUM	0	2,438	-	0	40,100	-
SWITZERLAND	0	1,155	-	0	102,625	-
ITALY	0	8,999	-	0	102,800	-
SPAIN	2,000	25,901	1,195.05	55,750	888,840	1,494.33
<b>-WANGI-WANGIAN DARI MINYAK</b>	<b>4,760,521</b>	<b>6,320,044</b>	<b>32.76</b>	<b>17,668,945</b>	<b>23,429,393</b>	<b>32.60</b>
JAPAN	226,389	437,302	93.16	867,100	1,685,656	94.40
HONG KONG	150,331	148,507	-1.21	1,600,375	1,759,964	9.97
KOREA, REPUBLIC OF	15,436	9,231	-40.20	156,346	107,945	-30.96
TAIWAN	318,143	399,162	25.47	303,287	578,051	90.60
CHINA	35,143	54,988	56.47	195,347	187,986	-3.77
MONGOLIA	0	82	-	0	545	-
PAPUA NEW GUINEA	5,770	16,574	187.24	16,683	42,771	156.37
THAILAND	758,529	733,554	-3.29	3,785,787	3,840,495	1.45
SINGAPORE	263,001	239,952	-8.76	1,278,825	2,230,742	74.44
PHILIPPINES	297,119	768,848	158.77	1,841,424	2,909,152	57.98
MALAYSIA	764,617	692,501	-9.43	2,330,394	2,038,556	-12.52
MYANMAR (FORM. BURMA)	2,240	5,491	145.13	31,223	58,535	87.47
CAMBODIA	0	1,677	-	0	9,198	-
BRUNEI DARUSSALAM	34,284	65,564	91.24	111,590	285,799	156.12
VIET NAM	87,338	94,233	7.89	540,993	835,260	54.39
MALDIVES	24,203	42,563	75.86	50,712	109,204	115.34
INDIA	107,240	166,660	55.41	279,694	376,958	34.78
PAKISTAN	12,748	132,429	938.82	101,545	604,083	494.89
BANGLADESH	23,012	990	-95.70	66,706	10,258	-84.62
SRI LANKA	8,962	41,613	364.33	41,697	90,334	116.64
AFGHANISTAN	0	23,725	-	0	50,003	-
IRAN (ISLAMIC REPUBLIC OF)	38,148	116,875	206.37	91,295	339,869	272.28
SAUDI ARABIA	36,519	16,763	-54.10	42,992	16,386	-61.89
LEBANON	997	0	-100.00	1,430	0	-100.00
YEMEN	67,923	142,201	109.36	147,544	287,619	94.94
UNITED ARAB EMIRATES	810,488	1,028,987	26.96	2,229,086	2,692,005	20.77
QATAR	0	543	-	0	1,869	-
CYPRUS	8,540	0	-100.00	29,151	0	-100.00
EGYPT	225	5,566	2,373.78	1,739	64,262	3,595.34
LIBYAN ARAB JAMAHIRIYA	35,902	23,031	-35.85	115,802	84,334	-27.17
MOROCCO	1,275	2,854	123.84	22,642	15,952	-29.55
SUDAN	0	27,387	-	0	107,810	-
TANZANIA, UNITED REPUBLIC OF	14,982	42,487	183.59	10,530	157,410	1,394.87
MADAGASCAR	14,451	0	-100.00	2,153	0	-100.00
KENYA	123,745	76,998	-37.78	251,381	152,008	-39.53
REUNION	87	0	-100.00	351	0	-100.00
EQUATORIAL GUINEA	5,109	0	-100.00	9,033	0	-100.00
TOGO	6,110	7,747	26.79	35,335	20,400	-42.27
GHANA	15,867	62,563	294.30	44,615	204,966	359.41
GUINEA	0	2,946	-	0	6,600	-
ANGOLA	25,200	37,800	50.00	45,500	66,203	45.50
NIGERIA	2,252	151,295	6,618.25	1,980	161,200	8,041.41
COTE D'IVOIRE	0	4,138	-	0	15,850	-
SENEGAL	42,500	21,250	-50.00	15,300	7,650	-50.00
BENIN	35,150	16,498	-53.06	70,983	34,520	-51.37
BURKINA FASO	0	5,341	-	0	7,297	-
GAMBIA	3,584	0	-100.00	7,987	0	-100.00
UGANDA	0	118,647	-	0	239,814	-
DJIBOUTI	14,358	18,126	26.24	25,525	37,206	45.76
SOUTH AFRICA	12,664	4,316	-65.92	72,250	30,020	-58.45
MAURITIUS	35,021	12,511	-64.28	90,690	28,924	-68.11
AUSTRALIA	4,125	19,280	367.39	15,438	85,360	452.92
NEW ZEALAND	1,600	133	-91.69	5,721	542	-90.53
NEW CALEDONIA	0	219	-	0	126	-
NORTHERN MARIANA ISLANDS	0	2,393	-	0	9,359	-
VANUATU	3,978	6,519	63.88	5,942	8,108	36.45
WALLIS AND FUTUNA ISLANDS	0	2,506	-	0	6,677	-
FIJI	3,174	10,794	240.08	12,316	49,344	300.65
KIRIBATI	0	833	-	0	1,320	-
SAMOA	4,178	2,386	-42.89	8,998	4,764	-47.05
TONGA	7,015	917	-86.93	6,092	1,444	-76.30
EAST TIMOR	149,544	122,369	-18.17	175,955	194,729	10.67
UNITED STATES	26,027	28,479	9.42	137,880	89,661	-34.97
CANADA	106	58	-45.28	356	2,117	494.66
MEXICO	372	25	-93.28	10,063	614	-93.90
SURINAME	0	9,000	-	0	16,375	-

TABEL 5. PERKEMBANGAN EKSPOR INDONESIA MENURUT KOMODITI DAN NEGARA TUJUAN

JENIS BARANG	BERAT BERSIH (KG)		PERUB	NILAI FOB (US \$)		PERUB
	JAN-JAN 2009	JAN-JAN 2010	%	JAN-JAN 2009	JAN-JAN 2010	%
	(1)	(2)	(3)	(4)	(5)	(6)
BELIZE	5,359	0	-100.00	31,238	0	-100.00
BARBADOS	1,451	0	-100.00	2,418	0	-100.00
NETHERLANDS ANTILLES	0	69	-	0	56	-
UNITED KINGDOM	19,895	17,136	-13.87	105,196	60,098	-42.87
NETHERLANDS	364	97	-73.35	4,488	131	-97.08
FRANCE	12,818	34,183	166.68	98,738	215,452	118.21
GERMANY, FED. REP. OF	33	108	227.27	94	1,370	1,357.45
BELGIUM	4,235	4,613	8.93	8,433	8,059	-4.43
NORWAY	0	1,594	-	0	7,059	-
SWEDEN	0	531	-	0	1,580	-
ITALY	16,353	19,647	20.14	32,501	36,604	12.62
SPAIN	41	140	241.46	7,958	1,677	-78.93
PORTUGAL	0	1,554	-	0	2,330	-
MONTSERRAT	5,929	0	-100.00	8,415	0	-100.00
GREECE	8,123	6,290	-22.57	20,257	16,962	-16.27
ROMANIA	199	75	-62.31	5,426	1,795	-66.92
MALTA	0	5,500	-	0	7,227	-
CZECH REPUBLIC	0	80	-	0	6,784	-
<b>ROTAN OLAHAN</b>	<b>397,409</b>	<b>2,319,630</b>	<b>483.69</b>	<b>517,079</b>	<b>2,212,411</b>	<b>327.87</b>
JAPAN	3,362	2,665	-20.73	3,260	2,483	-23.83
HONG KONG	1,094	0	-100.00	6,325	0	-100.00
KOREA, REPUBLIC OF	128	33,064	25,731.25	1,352	25,644	1,796.75
TAIWAN	16,082	19	-99.88	5,925	68	-98.85
CHINA	143,811	1,873,273	1,202.59	140,606	1,802,311	1,181.82
THAILAND	0	82,011	-	0	71,279	-
SINGAPORE	6,225	110,292	1,671.76	5,056	118,231	2,238.43
MALAYSIA	119,556	145,583	21.77	122,541	83,127	-32.16
INDIA	0	6,000	-	0	7,800	-
SRI LANKA	0	18,974	-	0	25,718	-
SAUDI ARABIA	12,772	0	-100.00	3,368	0	-100.00
KUWAIT	15,089	2,207	-85.37	12,150	2,700	-77.78
LEBANON	2,097	0	-100.00	2,750	0	-100.00
UNITED ARAB EMIRATES	87	6,500	7,371.26	821	4,000	387.21
SOUTH AFRICA	15,699	0	-100.00	16,959	0	-100.00
AUSTRALIA	6,353	0	-100.00	29,684	0	-100.00
NEW ZEALAND	0	3,500	-	0	9,889	-
UNITED STATES	142	3,891	2,640.14	177	5,929	3,249.72
CANADA	626	0	-100.00	6,996	0	-100.00
ARGENTINA	346	250	-27.75	628	403	-35.83
BAHAMAS	0	621	-	0	484	-
UNITED KINGDOM	18	4,857	26,883.33	42	7,712	18,261.90
NETHERLANDS	37	35	-5.41	83	73	-12.05
FRANCE	998	7,628	664.33	5,516	9,828	78.17
GERMANY, FED. REP. OF	26,623	6,887	-74.13	71,080	20,460	-71.22
NORWAY	0	3	-	0	15	-
FINLAND	3,913	0	-100.00	169	0	-100.00
ITALY	193	0	-100.00	1,944	0	-100.00
SPAIN	7,950	6,991	-12.06	27,633	9,677	-64.98
GREECE	80	9	-88.75	723	129	-82.16
UKRAINE	14,128	0	-100.00	51,291	0	-100.00
CZECH REPUBLIC	0	4,017	-	0	2,985	-
RUSSIA FEDERATION	0	353	-	0	1,466	-
<b>-MINYAK KELAPA SAWIT</b>	<b>1,296,652,877</b>	<b>973,253,074</b>	<b>-24.94</b>	<b>631,701,788</b>	<b>691,060,002</b>	<b>9.40</b>
JAPAN	0	2,300,404	-	0	1,866,090	-
HONG KONG	0	33,644	-	0	40,372	-
TAIWAN	0	640,430	-	0	554,994	-
CHINA	196,827,433	87,988,636	-55.30	94,021,437	66,242,173	-29.55
PAPUA NEW GUINEA	71,829	116,535	62.24	76,582	133,655	74.53
SINGAPORE	78,282,310	33,493,745	-57.21	35,552,173	23,921,472	-32.71
PHILIPPINES	1,024,084	2,119,085	106.92	1,312,715	1,911,099	45.58
MALAYSIA	52,999,847	99,123,911	87.03	25,562,803	68,026,479	166.12
MYANMAR (FORM. BURMA)	11,699,298	8,099,835	-30.77	6,231,616	6,249,875	0.29
BRUNEI DARUSSALAM	31,352	0	-100.00	33,023	0	-100.00
VIET NAM	14,337,712	10,686,455	-25.47	8,056,285	8,351,214	3.66
MALDIVES	19,787	17,531	-11.40	16,425	18,655	13.58
INDIA	452,375,340	410,149,101	-9.33	225,606,363	289,153,979	28.17
PAKISTAN	18,274,647	18,971,582	3.81	9,720,987	13,226,501	36.06
BANGLADESH	26,250,000	54,921,683	109.23	13,637,500	41,371,049	203.36
AFGHANISTAN	357,696	1,344,740	275.94	249,570	1,153,250	362.09
IRAN (ISLAMIC REPUBLIC OF)	0	14,499,964	-	0	10,439,974	-
SAUDI ARABIA	16,225,000	711,974	-95.61	10,489,058	664,484	-93.66
ISRAEL	0	60,000	-	0	42,497	-



TABEL 5. PERKEMBANGAN EKSPOR INDONESIA MENURUT KOMODITI DAN NEGARA TUJUAN

JENIS BARANG	BERAT BERSIH (KG)		PERUB	NILAI FOB (US \$)		PERUB
	JAN-JAN 2009	JAN-JAN 2010	%	JAN-JAN 2009	JAN-JAN 2010	%
(1)	(2)	(3)	(4)	(5)	(6)	(7)
JORDAN	3,975,000	0	-100.00	2,758,788	0	-100.00
YEMEN	1,094,199	717,699	-34.41	739,297	669,063	-9.50
UNITED ARAB EMIRATES	2,042,732	2,834,599	38.77	1,026,678	2,159,647	110.35
EGYPT	37,071,000	13,229,000	-64.31	20,112,130	9,822,413	-51.16
ALGERIA	5,141,086	0	-100.00	2,407,843	0	-100.00
NAMIBIA	0	39,420	-	0	38,533	-
TANZANIA, UNITED REPUBLIC OF	8,699,966	0	-100.00	4,019,115	0	-100.00
KENYA	0	815,760	-	0	709,213	-
TOGO	48,620	0	-100.00	47,143	0	-100.00
GHANA	430,218	2,899,380	573.93	308,621	2,544,866	724.59
LIBERIA	18,130	0	-100.00	15,569	0	-100.00
GUINEA	0	8,062,096	-	0	5,462,070	-
ANGOLA	2,118,114	2,950,036	39.28	1,401,172	2,809,496	100.51
CONGO	295,929	91,886	-68.95	181,332	93,225	-48.59
CAMEROON	248,464	0	-100.00	152,050	0	-100.00
NIGERIA	4,350,000	0	-100.00	2,151,500	0	-100.00
SIERRA LEONE	215,820	184,860	-14.35	157,009	162,527	3.51
GABON	249,098	297,782	19.54	202,788	310,893	53.31
SENEGAL	0	870,101	-	0	739,940	-
MAURITANIA	161,797	0	-100.00	112,312	0	-100.00
BENIN	365,635	559,641	53.06	426,647	584,102	36.91
GAMBIA	3,030,566	2,035,442	-32.84	2,036,108	1,806,712	-11.27
DJIBOUTI	258,984	86,328	-66.67	168,501	76,184	-54.79
SOUTH AFRICA	6,900,457	15,876,655	130.08	2,771,754	10,829,050	290.69
COMOROS	0	93,141	-	0	96,710	-
AUSTRALIA	20,120	0	-100.00	14,497	0	-100.00
VANUATU	13,834	14,025	1.38	12,743	15,681	23.06
AMERICAN SAMOA	14,048	15,075	7.31	13,043	17,358	33.08
FIJI	14,809	0	-100.00	12,738	0	-100.00
MARSHALL ISLANDS	0	2,000,000	-	0	1,377,500	-
SAMOA	51,964	153,213	194.84	56,080	174,617	211.37
SOLOMON ISLANDS	33,156	0	-100.00	29,887	0	-100.00
TONGA	1,126	16,466	1,362.34	978	19,084	1,851.33
TUVALU	5,574	0	-100.00	8,324	0	-100.00
EAST TIMOR	465,099	707,236	52.06	402,781	797,682	98.04
UNITED STATES	1,000,000	0	-100.00	310,000	0	-100.00
PANAMA	0	1,999,999	-	0	1,362,499	-
BRAZIL	14,599,780	63,110	-99.57	6,673,406	62,353	-99.07
TRINIDAD AND TOBAGO	0	59,487	-	0	51,535	-
UNITED KINGDOM	6,000,000	0	-100.00	3,260,000	0	-100.00
NETHERLANDS	152,814,651	80,041,280	-47.62	70,968,326	53,546,805	-24.55
GERMANY, FED. REP. OF	35,057,869	40,108,224	14.41	15,332,812	26,011,787	69.65
DENMARK	0	749,904	-	0	501,686	-
SWEDEN	0	1,199,982	-	0	715,189	-
ITALY	85,480,659	7,200,000	-91.58	37,105,197	4,794,439	-87.08
SPAIN	22,337,499	16,042,687	-28.18	10,544,003	10,472,690	-0.68
PORTUGAL	7,634,000	500,000	-93.45	3,379,390	352,500	-89.57
GREECE	13,721,424	0	-100.00	6,169,519	0	-100.00
DEMOCRATIC REPUBLIC OF THE CONGO	851,375	4,270,473	401.60	530,864	3,021,191	469.11
POLAND	0	21,200	-	0	16,324	-
ROMANIA	43,740	21,870	-50.00	29,306	18,918	-35.45
UKRAINE	11,000,000	6,769,042	-38.46	5,085,000	4,573,662	-10.06
RUSSIA FEDERATION	0	14,376,720	-	0	10,874,046	-
<b>-MINYAK BIJI KELAPA SAWIT</b>	<b>153,331,220</b>	<b>114,103,106</b>	<b>-25.58</b>	<b>87,422,973</b>	<b>88,574,946</b>	<b>1.32</b>
CHINA	33,521,390	15,009,412	-55.22	18,245,481	12,018,049	-34.13
SINGAPORE	2,559,990	1,350,000	-47.27	2,133,945	1,086,000	-49.11
MALAYSIA	20,600,795	34,122,949	65.64	12,735,530	26,160,155	105.41
INDIA	15,995,187	16,460,976	2.91	11,403,005	12,060,792	5.77
PAKISTAN	41,472	500,000	1,105.63	26,888	342,750	1,174.73
BANGLADESH	0	1,500,000	-	0	950,250	-
TURKEY	0	5,719,901	-	0	4,552,315	-
EGYPT	500,000	1,000,000	100.00	222,500	805,000	261.80
ALGERIA	294,410	0	-100.00	188,567	0	-100.00
SOUTH AFRICA	0	4,720,481	-	0	3,849,192	-
MALAWI	165,660	0	-100.00	86,972	0	-100.00
UNITED STATES	15,000,000	3,240,000	-78.40	7,050,000	2,640,600	-62.54
ARGENTINA	0	19,008	-	0	17,582	-
BRAZIL	6,500,000	6,657,000	2.42	5,951,887	5,425,455	-8.84
NETHERLANDS	41,499,931	14,752,822	-64.45	19,342,453	11,323,187	-41.46
GERMANY, FED. REP. OF	2,703,039	4,000,622	48.00	1,271,584	2,980,422	134.39
DENMARK	0	749,990	-	0	641,241	-
SWEDEN	0	799,945	-	0	666,956	-
ITALY	1,299,911	0	-100.00	816,884	0	-100.00

TABEL 5. PERKEMBANGAN EKSPOR INDONESIA MENURUT KOMODITI DAN NEGARA TUJUAN

JENIS BARANG	BERAT BERSIH (KG)		PERUB	NILAI FOB (US \$)		PERUB
	JAN-JAN 2009	JAN-JAN 2010	%	JAN-JAN 2009	JAN-JAN 2010	%
(1)	(2)	(3)	(4)	(5)	(6)	(7)
PORTUGAL	300,000	0	-100.00	148,500	0	-100.00
GREECE	1,449,983	0	-100.00	714,093	0	-100.00
UKRAINE	10,856,720	1,500,000	-86.18	7,056,868	1,062,500	-84.94
RUSSIA FEDERATION	42,732	2,000,000	4,580.33	27,816	1,992,500	7,063.14
<b>-MINYAK NABATI LAIN</b>	<b>53,022,941</b>	<b>41,652,421</b>	<b>-21.44</b>	<b>37,609,372</b>	<b>32,592,704</b>	<b>-13.34</b>
JAPAN	85,448	200	-99.77	78,076	10	-99.99
HONG KONG	0	22	-	0	44	-
KOREA, REPUBLIC OF	2,937,698	3,470,447	18.13	2,807,621	2,761,541	-1.64
TAIWAN	342	225,000	65,689.47	328	190,398	57,948.17
CHINA	17,417,637	5,350,870	-69.28	13,531,997	4,197,389	-68.98
SINGAPORE	3,621,763	109,893	-96.97	2,730,265	95,156	-96.51
PHILIPPINES	0	150,000	-	0	117,588	-
MALAYSIA	4,663,580	17,200,198	268.82	3,177,136	12,677,958	299.04
VIET NAM	5,534,500	20,160	-99.64	624,016	17,640	-97.17
INDIA	4,000,545	0	-100.00	2,144,431	0	-100.00
PAKISTAN	76,260	0	-100.00	62,322	0	-100.00
BANGLADESH	43,170	0	-100.00	57,200	0	-100.00
IRAN (ISLAMIC REPUBLIC OF)	0	76,000	-	0	57,760	-
ISRAEL	0	95,705	-	0	81,306	-
SYRIA ARAB REPUBLIC	186,920	80,640	-56.86	166,627	70,399	-57.75
TURKEY	0	800,000	-	0	676,000	-
EGYPT	14,000	500,000	3,471.43	12,530	415,000	3,212.05
ALGERIA	0	30,000	-	0	23,850	-
MADAGASCAR	0	150,650	-	0	98,862	-
EQUATORIAL GUINEA	131	0	-100.00	1,000	0	-100.00
GABON	18,620	0	-100.00	20,907	0	-100.00
COTE D'IVOIRE	0	672	-	0	7,812	-
MAURITANIA	0	108,780	-	0	90,179	-
SOUTH AFRICA	79,500	242,197	204.65	72,765	195,065	168.08
AUSTRALIA	0	99	-	0	205	-
NEW ZEALAND	226,560	171,673	-24.23	266,756	156,639	-41.28
NORTHERN MARIANA ISLANDS	0	473	-	0	1,670	-
EAST TIMOR	0	197	-	0	32	-
UNITED STATES	7,000,131	0	-100.00	6,475,121	0	-100.00
UNITED KINGDOM	593	1,632	175.21	3,445	9,730	182.44
NETHERLANDS	6,500,000	6,503,500	0.05	4,855,085	4,959,923	2.16
SPAIN	38,229	19	-99.95	21,826	48	-99.78
GREECE	17,000	78,368	360.99	19,831	67,388	239.81
ROMANIA	184,609	38,988	-78.88	123,778	39,760	-67.88
BULGARIA	0	42,732	-	0	38,094	-
KAZAKHSTAN	0	122,580	-	0	111,303	-
UKRAINE	0	4,520,152	-	0	4,029,004	-
UZBEKISTAN	135,000	0	-100.00	126,630	0	-100.00
LATVIA	0	19,395	-	0	19,015	-
MALTA	12	23	91.67	163	296	81.60
SLOVENIA	0	19,000	-	0	15,599	-
CZECH REPUBLIC	125	0	-100.00	1,300	0	-100.00
RUSSIA FEDERATION	240,568	1,522,156	532.73	228,216	1,370,041	500.33
<b>-STEARIN</b>	<b>11,118,710</b>	<b>11,877,435</b>	<b>6.82</b>	<b>6,503,134</b>	<b>10,267,662</b>	<b>57.89</b>
JAPAN	226,000	328,280	45.26	171,946	308,578	79.46
KOREA, REPUBLIC OF	68,572	2,049,232	2,888.44	48,247	1,752,446	3,532.24
TAIWAN	342,000	690,000	101.75	233,019	590,709	153.50
CHINA	5,297,998	3,500,000	-33.94	2,866,417	2,959,978	3.26
THAILAND	522,972	694,211	32.74	341,488	605,169	77.22
SINGAPORE	81,006	73,000	-9.88	57,494	66,436	15.55
PHILIPPINES	232,498	161,999	-30.32	132,284	140,927	6.53
MYANMAR (FORM. BURMA)	0	51,000	-	0	45,747	-
VIET NAM	153,000	241,999	58.17	81,986	216,135	163.62
INDIA	107,999	860,000	696.30	66,968	763,232	1,039.70
BANGLADESH	170,000	170,000	0.00	87,550	146,250	67.05
SRI LANKA	17,000	71,640	321.41	9,081	64,365	608.79
IRAN (ISLAMIC REPUBLIC OF)	60,000	448,000	646.67	46,025	394,430	756.99
SYRIA ARAB REPUBLIC	162,963	0	-100.00	87,080	0	-100.00
TURKEY	989,931	1,368,973	38.29	622,603	1,228,156	97.26
EGYPT	136,000	71,500	-47.43	59,942	68,643	14.52
KENYA	34,000	51,000	50.00	20,740	43,605	110.25
TOGO	0	90,000	-	0	81,000	-
SOUTH AFRICA	17,000	11,365	-33.15	11,050	8,325	-24.66
AUSTRALIA	6,762	24,000	254.92	5,063	18,600	267.37
UNITED STATES	115,750	130,864	13.06	71,834	118,154	64.48
CANADA	17,000	0	-100.00	9,520	0	-100.00
CHILE	16,850	0	-100.00	10,616	0	-100.00

TABEL 5. PERKEMBANGAN EKSPOR INDONESIA MENURUT KOMODITI DAN NEGARA TUJUAN

JENIS BARANG	BERAT BERSIH (KG)		PERUB	NILAI FOB (US \$)		PERUB
	JAN-JAN 2009	JAN-JAN 2010	%	JAN-JAN 2009	JAN-JAN 2010	%
(1)	(2)	(3)	(4)	(5)	(6)	(7)
PERU	17,000	0	-100.00	9,180	0	-100.00
UNITED KINGDOM	48,000	96,000	100.00	33,864	79,824	135.72
NETHERLANDS	2,200,000	488,950	-77.78	1,368,400	391,060	-71.42
FRANCE	0	24,000	-	0	21,769	-
GERMANY, FED. REP. OF	0	80,000	-	0	64,368	-
SPAIN	24,000	96,000	300.00	13,744	83,610	508.34
PORTUGAL	23,999	0	-100.00	16,602	0	-100.00
BULGARIA	6,410	5,422	-15.41	4,695	6,146	30.91
RUSSIA FEDERATION	24,000	0	-100.00	15,696	0	-100.00
<b>-ASAM BERLEMAK LAIN</b>	<b>59,154,904</b>	<b>50,154,871</b>	<b>-15.21</b>	<b>27,971,788</b>	<b>33,450,931</b>	<b>19.59</b>
JAPAN	1,054,684	1,324,357	25.57	688,198	1,287,211	87.04
KOREA, REPUBLIC OF	7,102,050	596,746	-91.60	2,499,303	567,227	-77.30
TAIWAN	0	502,200	-	0	424,078	-
CHINA	2,057,309	2,019,170	-1.85	2,242,072	2,318,421	3.41
THAILAND	282,389	218,039	-22.79	255,437	266,812	4.45
SINGAPORE	3,177,373	3,817,957	20.16	1,707,022	4,332,596	153.81
PHILIPPINES	158,700	695,391	338.18	121,406	569,598	369.17
MALAYSIA	1,583,961	434,207	-72.59	1,556,433	353,653	-77.28
VIET NAM	17,000	0	-100.00	9,730	0	-100.00
INDIA	7,346,803	18,118,491	146.62	2,973,219	10,024,303	237.15
PAKISTAN	1,024,970	1,301,200	26.95	312,339	224,915	-27.99
BANGLADESH	0	183,064	-	0	44,240	-
SRI LANKA	1,622,700	384,350	-76.31	1,306,657	311,612	-76.15
IRAN (ISLAMIC REPUBLIC OF)	113,130	29,280	-74.12	129,534	31,489	-75.69
TURKEY	110,807	108,070	-2.47	99,953	114,132	14.19
UNITED ARAB EMIRATES	0	14,400	-	0	16,085	-
EGYPT	3,704,651	3,354	-99.91	1,194,208	3,988	-99.67
TANZANIA, UNITED REPUBLIC OF	1,950,000	0	-100.00	797,000	0	-100.00
MOZAMBIQUE	0	176,000	-	0	88,440	-
TOGO	88,000	0	-100.00	29,040	0	-100.00
SENEGAL	0	110,000	-	0	70,950	-
MAURITANIA	0	499,943	-	0	212,475	-
SOUTH AFRICA	514,400	1,762,147	242.56	196,785	1,107,291	462.69
MALAWI	290,220	212,000	-26.95	105,184	149,460	42.09
AUSTRALIA	44,138	24,000	-45.63	43,983	27,070	-38.45
UNITED STATES	2,129,822	168,709	-92.08	2,350,111	205,395	-91.26
MEXICO	39,770	176,730	344.38	22,669	198,121	773.97
ARGENTINA	96,000	0	-100.00	92,136	0	-100.00
BRAZIL	520,060	195,240	-62.46	493,600	186,316	-62.25
COLOMBIA	18,880	0	-100.00	18,446	0	-100.00
ECUADOR	15,200	0	-100.00	13,072	0	-100.00
NETHERLANDS	1,756,540	3,000,000	70.79	1,132,807	1,878,500	65.83
FRANCE	40,410	0	-100.00	79,325	0	-100.00
GERMANY, FED. REP. OF	40,130	380,880	849.12	114,411	334,301	192.19
BELGIUM	24,000	0	-100.00	36,893	0	-100.00
SWEDEN	9,999,790	0	-100.00	2,989,937	0	-100.00
ITALY	1,920,140	60,010	-96.87	757,838	47,948	-93.67
SPAIN	10,310,877	13,638,936	32.28	3,603,040	8,054,304	123.54
<b>-ALAT LISTRIK</b>	<b>29,738,717</b>	<b>41,972,716</b>	<b>41.14</b>	<b>282,197,284</b>	<b>436,501,949</b>	<b>54.68</b>
JAPAN	3,038,656	3,699,946	21.76	44,372,414	65,287,850	47.14
HONG KONG	371,906	800,674	115.29	6,885,044	16,165,471	134.79
KOREA, REPUBLIC OF	320,659	328,527	2.45	4,260,082	8,397,395	97.12
TAIWAN	86,173	457,089	430.43	1,144,764	4,215,809	268.27
CHINA	286,397	912,327	218.55	4,078,869	11,516,669	182.35
PAPUA NEW GUINEA	701,732	334,652	-52.31	1,070,688	602,309	-43.75
THAILAND	1,222,828	2,007,112	64.14	7,575,292	14,137,166	86.62
SINGAPORE	2,514,501	4,669,883	85.72	58,441,672	114,305,213	95.59
PHILIPPINES	867,418	1,905,432	119.67	5,463,760	10,189,643	86.50
MALAYSIA	2,000,747	2,750,596	37.48	14,542,856	16,215,156	11.50
MYANMAR (FORM. BURMA)	57,039	105,928	85.71	176,194	227,970	29.39
CAMBODIA	0	16,179	-	0	49,096	-
BRUNEI DARUSSALAM	30,586	286,949	838.17	99,783	1,810,713	1,714.65
BHUTAN	0	434,950	-	0	1,110,213	-
VIET NAM	645,750	1,259,248	95.01	4,227,716	5,930,242	40.27
MALDIVES	2,797	8,322	197.53	87,364	25,226	-71.13
INDIA	984,131	2,505,837	154.62	2,615,920	7,269,311	177.89
PAKISTAN	118,864	101,600	-14.52	194,093	252,801	30.25
BANGLADESH	6,779	0	-100.00	26,764	0	-100.00
SRI LANKA	271,340	138,973	-48.78	797,479	626,578	-21.43
AFGHANISTAN	34,448	0	-100.00	94,155	0	-100.00
IRAQ	29,348	5,802	-80.23	61,705	39,960	-35.24
IRAN (ISLAMIC REPUBLIC OF)	208,759	104,161	-50.10	577,020	2,601,382	350.83

TABEL 5. PERKEMBANGAN EKSPOR INDONESIA MENURUT KOMODITI DAN NEGARA TUJUAN

JENIS BARANG	BERAT BERSIH (KG)		PERUB	NILAI FOB (US \$)		PERUB
	JAN-JAN 2009	JAN-JAN 2010	%	JAN-JAN 2009	JAN-JAN 2010	%
	(2)	(3)	(4)	(5)	(6)	(7)
SAUDI ARABIA	623,278	1,179,373	89.22	1,763,381	2,986,009	69.33
ISRAEL	27,608	362	-98.69	149,630	54,628	-63.49
KUWAIT	120,492	135,130	12.15	380,948	431,530	13.28
JORDAN	43,731	44,063	0.76	131,189	132,527	1.02
LEBANON	100,477	161,775	61.01	300,635	516,907	71.94
YEMEN	30,322	182,864	503.07	87,284	784,311	798.57
OMAN	152,509	286,938	88.14	569,028	1,301,384	128.70
SYRIA ARAB REPUBLIC	0	126,261	-	0	318,849	-
TURKEY	148,606	61,259	-58.78	505,796	195,785	-61.29
UNITED ARAB EMIRATES	1,203,066	771,074	-35.91	4,605,961	2,672,681	-41.97
QATAR	159,950	94,050	-41.20	480,793	351,096	-26.98
BAHRAIN	21,241	20,778	-2.18	74,724	61,725	-17.40
CYPRUS	16,706	16,641	-0.39	36,367	51,152	40.65
EGYPT	483,165	121,820	-74.79	1,481,430	255,310	-82.77
LIBYAN ARAB JAMAHIRIYA	13,208	74,837	466.60	38,168	366,229	859.52
MOROCCO	55,101	68,824	24.91	191,906	279,611	45.70
TUNISIA	46,202	80,433	74.09	188,359	341,244	81.17
ALGERIA	250,618	513,428	104.86	1,420,543	2,287,856	61.06
SUDAN	1,429,984	1,228,301	-14.10	3,266,778	2,801,552	-14.24
ERITREA	0	71,058	-	0	121,210	-
ETHIOPIA	19,540	171,132	775.80	56,100	559,612	897.53
TANZANIA, UNITED REPUBLIC OF	23,225	56,355	142.65	72,954	161,668	121.60
MADAGASCAR	292	0	-100.00	4,480	0	-100.00
SOMALIA	0	15,303	-	0	51,672	-
KENYA	128,990	158,506	22.88	264,982	444,330	67.68
MOZAMBIQUE	15,683	62,202	296.62	35,794	133,848	273.94
TOGO	22,403	25,592	14.23	567,565	78,683	-86.14
GHANA	3,968	149,956	3,679.13	24,530	398,658	1,525.19
LIBERIA	0	4,643	-	0	2,285	-
GUINEA	0	32,200	-	0	22,925	-
ANGOLA	24,827	0	-100.00	121,618	0	-100.00
CONGO	0	18,469	-	0	59,716	-
CAMEROON	23,227	223	-99.04	54,184	649	-98.80
NIGERIA	99,632	28,263	-71.63	346,047	91,108	-73.67
GABON	8,627	0	-100.00	32,124	0	-100.00
COTE D'IVOIRE	0	55,717	-	0	209,580	-
SENEGAL	30,358	22,360	-26.35	75,221	24,956	-66.82
MAURITANIA	0	80,924	-	0	174,562	-
BENIN	22,505	49,024	117.84	55,670	148,903	167.47
DJIBOUTI	16,609	54,564	228.52	100,562	194,182	93.10
SOUTH AFRICA	96,985	221,279	128.16	447,141	1,206,770	169.89
MAURITIUS	0	360,174	-	0	1,044,400	-
AUSTRALIA	773,914	650,158	-15.99	4,574,252	5,808,144	26.97
NEW ZEALAND	174,721	176,167	0.83	1,725,773	1,528,376	-11.44
VANUATU	0	51,853	-	0	102,305	-
FIJI	26,111	21,270	-18.54	69,523	49,107	-29.37
SAMOA	8,373	59,595	611.75	40,754	423,915	940.18
SOLOMON ISLANDS	0	26,248	-	0	57,059	-
TONGA	0	7,491	-	0	14,700	-
EAST TIMOR	133,609	102,331	-23.41	209,654	112,584	-46.30
UNITED STATES	3,354,753	2,813,789	-16.13	47,798,974	45,542,738	-4.72
CANADA	98,758	102,093	3.38	650,518	447,230	-31.25
MEXICO	250,893	482,089	92.15	2,956,890	3,166,232	7.08
GUATEMALA	85,140	76,062	-10.66	93,776	116,796	24.55
NICARAGUA	25,999	4,999	-80.77	87,264	25,301	-71.01
PANAMA	4,228	7,413	75.33	70,447	52,811	-25.03
SURINAME	14	33,874	241,857.14	150	115,640	76,993.33
CHILE	110,717	177,530	60.35	242,757	573,770	136.36
VENEZUELA	140,175	19,789	-85.88	1,853,743	41,912	-97.74
ARGENTINA	151,494	75,752	-50.00	676,188	377,670	-44.15
BRAZIL	361,738	845,096	133.62	1,625,416	4,847,644	198.24
COLOMBIA	104,362	173,230	65.99	222,658	491,772	120.86
BOLIVIA	208	0	-100.00	2,133	0	-100.00
URUGUAY	0	30,384	-	0	131,821	-
ECUADOR	0	134,591	-	0	259,376	-
PERU	625	22,083	3,433.28	3,311	108,883	3,188.52
TRINIDAD AND TOBAGO	16,781	16,193	-3.50	36,282	49,769	37.17
JAMAICA	18,790	0	-100.00	54,841	0	-100.00
DOMINICAN REPUBLIC	32,869	0	-100.00	93,516	0	-100.00
COSTA RICA	0	4,541	-	0	26,768	-
HAITI	18,277	0	-100.00	46,035	0	-100.00
FRENCH POLYNESIA	2,250	756	-66.40	12,096	4,294	-64.50
NETHERLANDS ANTILLES	9,039	0	-100.00	27,308	0	-100.00
UNITED KINGDOM	1,732,882	1,913,709	10.44	4,036,460	17,048,459	322.36

TABEL 5. PERKEMBANGAN EKSPOR INDONESIA MENURUT KOMODITI DAN NEGARA TUJUAN

JENIS BARANG	BERAT BERSIH (KG)		PERUB	NILAI FOB (US \$)		PERUB
	JAN-JAN 2009	JAN-JAN 2010	%	JAN-JAN 2009	JAN-JAN 2010	%
(1)	(2)	(3)	(4)	(5)	(6)	(7)
NETHERLANDS	440,122	463,108	5.22	1,758,498	3,900,340	121.80
FRANCE	428,130	490,840	14.65	14,918,511	19,206,143	28.74
GERMANY, FED. REP. OF	188,406	292,676	55.34	2,835,874	5,253,001	85.23
AUSTRIA	1,151	1,662	44.40	55,896	180,230	222.44
BELGIUM	182,851	281,505	53.95	548,091	1,056,947	92.84
SWITZERLAND	4,049	6,897	70.34	122,228	66,488	-45.60
DENMARK	18,504	8,186	-55.76	1,566,635	303,012	-80.66
NORWAY	12	469	3,808.33	861	5,686	560.39
SWEDEN	52,712	81,638	54.88	1,461,534	2,281,122	56.08
FINLAND	1,510	2,285	51.32	22,086	35,621	61.28
ITALY	272,765	203,929	-25.24	3,887,523	1,247,115	-67.92
SPAIN	515,877	1,244,841	141.31	1,861,579	4,894,584	162.93
PORTUGAL	4,133	117,222	2,736.24	52,890	271,774	413.85
GREECE	325,627	532,296	63.47	944,542	1,400,352	48.26
DEMOCRATIC REPUBLIC OF THE	0	14,843	-	0	22,315	-
HUNGARY	4,347	27,910	542.05	119,492	512,400	328.82
POLAND	118,827	120,401	1.32	5,459,767	4,103,800	-24.84
ROMANIA	8	1	-87.50	100	215	115.00
BULGARIA	1	0	-100.00	173	0	-100.00
AZERBAIJAN	1	0	-100.00	140	0	-100.00
KAZAKHSTAN	4	9	125.00	43	98	127.91
UKRAINE	28,478	48,562	70.52	96,209	172,119	78.90
SLOVAKIA	41,825	75,765	81.15	1,239,646	1,924,057	55.21
CZECH REPUBLIC	129,341	243,463	88.23	2,456,027	5,280,954	115.02
RUSSIA FEDERATION	79,323	44,780	-43.55	852,694	562,224	-34.06
<b>-DIODE TRANSISTOR</b>	<b>148,982</b>	<b>75,009</b>	<b>-49.65</b>	<b>7,582,018</b>	<b>14,447,788</b>	<b>90.55</b>
JAPAN	12,326	13,934	13.05	3,515,882	4,672,589	32.90
HONG KONG	6,518	9,243	41.81	1,472,316	6,311,952	328.71
KOREA, REPUBLIC OF	230	67	-70.87	20,146	31,928	58.48
TAIWAN	170	1,339	687.65	51,116	313,829	513.95
CHINA	288	4,607	1,499.65	201,539	939,421	366.12
THAILAND	0	321	-	0	7,910	-
SINGAPORE	34,884	36,927	5.86	850,254	1,091,539	28.38
PHILIPPINES	2	1,845	92,150.00	1,190	345,492	28,932.94
MALAYSIA	6,549	2,262	-65.46	184,475	121,206	-34.30
VIET NAM	29	0	-100.00	471	0	-100.00
INDIA	3	0	-100.00	215	0	-100.00
IRAN (ISLAMIC REPUBLIC OF)	87,571	0	-100.00	1,029,651	0	-100.00
UNITED ARAB EMIRATES	0	4	-	0	651	-
SAMOA	0	2,272	-	0	23,600	-
UNITED STATES	252	1,451	475.79	87,341	197,011	125.57
BRAZIL	1	1	0.00	6	7	16.67
UNITED KINGDOM	7	0	-100.00	6,157	0	-100.00
GERMANY, FED. REP. OF	143	733	412.59	152,139	387,458	154.67
BELGIUM	0	2	-	0	3	-
FINLAND	9	0	-100.00	9,120	0	-100.00
SLOVAKIA	0	1	-	0	3,192	-
<b>-AUDIO VISUAL</b>	<b>8,794,228</b>	<b>10,786,937</b>	<b>22.66</b>	<b>174,791,974</b>	<b>235,159,234</b>	<b>34.54</b>
JAPAN	628,094	494,959	-21.20	19,108,193	14,877,723	-22.14
HONG KONG	142,930	212,770	48.86	7,502,042	10,043,918	33.88
KOREA, REPUBLIC OF	194,492	270,444	39.05	8,860,728	14,569,396	64.43
TAIWAN	6,204	69,380	1,018.31	91,562	1,300,748	1,320.62
CHINA	102,284	182,932	78.85	4,006,926	7,392,223	84.49
PAPUA NEW GUINEA	0	9,630	-	0	24,080	-
THAILAND	468,337	688,349	46.98	3,621,473	5,484,748	51.45
SINGAPORE	878,846	976,513	11.11	22,682,457	21,043,490	-7.23
PHILIPPINES	383,427	972,472	153.63	3,172,732	26,288,971	728.59
MALAYSIA	424,853	505,038	18.87	6,308,433	8,801,742	39.52
MYANMAR (FORM. BURMA)	67,482	0	-100.00	319,806	0	-100.00
CAMBODIA	20,225	0	-100.00	136,224	0	-100.00
BRUNEI DARUSSALAM	10,009	0	-100.00	23,768	0	-100.00
NEPAL	0	8,018	-	0	34,760	-
VIET NAM	82,141	181,150	120.54	1,007,051	2,388,824	137.21
MALDIVES	0	33	-	0	254	-
INDIA	149,264	167,566	12.26	1,582,179	3,391,213	114.34
PAKISTAN	6,524	0	-100.00	36,427	0	-100.00
BANGLADESH	0	4,374	-	0	64,100	-
SRI LANKA	1,876	18,921	908.58	30,708	173,862	466.18
IRAQ	0	19,049	-	0	499,800	-
IRAN (ISLAMIC REPUBLIC OF)	76,436	49,649	-35.05	1,685,344	927,988	-44.94
SAUDI ARABIA	191,747	161,761	-15.64	1,081,504	1,107,369	2.39
ISRAEL	38,982	46,370	18.95	1,111,061	772,576	-30.47

TABEL 5. PERKEMBANGAN EKSPOR INDONESIA MENURUT KOMODITI DAN NEGARA TUJUAN

JENIS BARANG	BERAT BERSIH (KG)		PERUB %	NILAI FOB (US \$)		PERUB %
	JAN-JAN 2009	JAN-JAN 2010		JAN-JAN 2009	JAN-JAN 2010	
(1)	(2)	(3)	(4)	(5)	(6)	(7)
KUWAIT	38,793	20,981	-45.92	981,729	318,202	-67.59
JORDAN	8,289	7,602	-8.29	29,330	125,465	327.77
LEBANON	1,552	7,503	383.44	37,251	132,672	256.16
YEMEN	25,888	35,241	36.13	65,705	96,807	47.34
OMAN	7,354	2,693	-63.38	90,414	60,448	-33.14
SYRIA ARAB REPUBLIC	27,194	5,545	-79.61	117,333	103,040	-12.18
TURKEY	34,786	83,860	141.07	987,016	1,685,403	70.76
UNITED ARAB EMIRATES	560,158	634,213	13.22	6,375,622	7,729,494	21.24
QATAR	32,516	39,571	21.70	847,007	798,223	-5.76
BAHRAIN	5	0	-100.00	73	0	-100.00
EGYPT	12,033	22,786	89.36	260,389	346,876	33.21
LIBYAN ARAB JAMAHIRIYA	0	7,904	-	0	48,250	-
MOROCCO	31,377	58,191	85.46	407,081	204,187	-49.84
TUNISIA	3,735	2,662	-28.73	35,318	14,430	-59.14
SUDAN	5,665	0	-100.00	32,156	0	-100.00
TANZANIA, UNITED REPUBLIC OF	0	13,908	-	0	84,062	-
KENYA	8,879	22,828	157.10	188,662	83,718	-55.63
TOGO	135	124	-8.15	280	238	-15.00
GHANA	91,038	23,277	-74.43	322,920	106,010	-67.17
ANGOLA	31,219	472	-98.49	133,647	17,383	-86.99
CAMEROON	902	106	-88.25	308	307	-0.32
NIGERIA	168,494	42,758	-74.62	802,838	166,740	-79.23
SENEGAL	0	856	-	0	750	-
GAMBIA	268	108	-59.70	251	16	-93.63
SOUTH AFRICA	26,916	51,628	91.81	485,756	1,202,068	147.46
COMOROS	0	808	-	0	2,774	-
MAURITIUS	3,618	4,548	25.70	88,156	109,434	24.14
AUSTRALIA	464,519	476,418	2.56	8,764,963	10,263,085	17.09
NEW ZEALAND	18,601	25,355	36.31	506,052	551,858	9.05
FIJI	285	0	-100.00	5,585	0	-100.00
EAST TIMOR	94,671	68,851	-27.27	238,649	146,436	-38.64
UNITED STATES	652,313	940,620	44.20	15,998,907	22,296,019	39.36
CANADA	21,930	28,836	31.49	572,543	685,971	19.81
MEXICO	145,586	72,338	-50.31	3,561,261	2,002,983	-43.76
GUATEMALA	44	1,976	4,390.91	174	11,872	6,722.99
PANAMA	33,874	38,527	13.74	322,803	931,417	188.54
CHILE	26,261	13,832	-47.33	85,060	250,847	194.91
VENEZUELA	22	5,194	23,509.09	87	42,159	48,358.62
ARGENTINA	32,089	141,162	339.91	269,286	881,919	227.50
BRAZIL	70,548	199,386	182.62	1,406,016	3,168,556	125.36
COLOMBIA	140	5,464	3,802.86	14,829	149,326	906.99
URUGUAY	22	0	-100.00	3,620	0	-100.00
ECUADOR	22	14	-36.36	87	147	68.97
PERU	660	3,662	454.85	87,086	176,335	102.48
PUERTO RICO	363	0	-100.00	278,329	0	-100.00
COSTA RICA	4	1,970	49,150.00	724	7,204	895.03
UNITED KINGDOM	154,798	102,194	-33.98	3,375,822	3,762,474	11.45
NETHERLANDS	176,923	147,687	-16.52	7,772,737	2,893,931	-62.77
FRANCE	178,958	339,426	89.67	3,688,113	6,844,722	85.59
GERMANY, FED. REP. OF	429,567	621,706	44.73	5,941,965	15,236,764	156.43
AUSTRIA	58,061	53,164	-8.43	663,822	973,442	46.64
BELGIUM	273,516	640,651	134.23	3,109,344	11,893,294	282.50
SWITZERLAND	359	10,315	2,773.26	5,489	183,994	3,252.05
DENMARK	7,702	2,029	-73.66	170,540	39,135	-77.05
NORWAY	0	3,710	-	0	5,108	-
SWEDEN	87,121	48,030	-44.87	1,416,520	967,914	-31.67
FINLAND	496	36,904	7,340.32	5,390	207,259	3,745.25
IRELAND	48	48	0.00	1,026	636	-38.01
ITALY	174,719	168,020	-3.83	4,368,406	3,942,519	-9.75
SPAIN	97,247	99,582	2.40	2,357,567	2,486,625	5.47
PORTUGAL	29,892	23,017	-23.00	658,964	483,825	-26.58
GREECE	11,458	5,788	-49.49	240,165	172,643	-28.11
DEMOCRATIC REPUBLIC OF THE	12,324	0	-100.00	36,000	0	-100.00
HUNGARY	75,632	43,553	-42.41	1,324,461	1,949,672	47.20
POLAND	125,852	134,947	7.23	5,426,162	5,716,078	5.34
ROMANIA	12,476	7,090	-43.17	116,469	84,005	-27.87
BULGARIA	23,124	0	-100.00	128,620	0	-100.00
KAZAKHSTAN	2,832	5,247	85.28	28,700	40,180	40.00
UKRAINE	436	143	-67.20	7,644	1,849	-75.81
LATVIA	0	9,790	-	0	110,821	-
SLOVAKIA	82,740	31,004	-62.53	2,036,886	1,160,739	-43.01
CZECH REPUBLIC	220,650	53,453	-75.77	5,131,568	1,124,416	-78.09
RUSSIA FEDERATION	376	46,283	12,209.31	5,673	686,273	11,997.18

TABEL 5. PERKEMBANGAN EKSPOR INDONESIA MENURUT KOMODITI DAN NEGARA TUJUAN

JENIS BARANG	BERAT BERSIH (KG)		PERUB	NILAI FOB (US \$)		PERUB
	JAN-JAN 2009	JAN-JAN 2010	%	JAN-JAN 2009	JAN-JAN 2010	%
	(1)	(2)	(3)	(4)	(5)	(6)
<b>-FOTOGRAFI DAN OPTIK</b>	<b>245,773</b>	<b>146,462</b>	<b>-40.41</b>	<b>15,902,001</b>	<b>9,943,287</b>	<b>-37.47</b>
JAPAN	8,729	15,443	76.92	1,397,119	2,221,099	58.98
HONG KONG	14,740	2,492	-83.09	208,199	126,874	-39.06
KOREA, REPUBLIC OF	1,225	943	-23.02	23,105	54,774	137.07
CHINA	3,869	1,636	-57.72	220,329	70,732	-67.90
PAPUA NEW GUINEA	0	6	-	0	82	-
THAILAND	8,963	2,904	-67.60	155,035	231,729	49.47
SINGAPORE	93,605	28,989	-69.03	10,504,704	4,692,252	-55.33
PHILIPPINES	70	2,696	3,751.43	1,255	26,569	2,017.05
MALAYSIA	4,574	2,923	-36.10	168,574	155,835	-7.56
VIET NAM	2,532	695	-72.55	27,615	22,955	-16.87
MALDIVES	0	140	-	0	1,058	-
INDIA	8,131	9,311	14.51	152,118	181,659	19.42
PAKISTAN	234	0	-100.00	8,484	0	-100.00
IRAN (ISLAMIC REPUBLIC OF)	1	0	-100.00	30	0	-100.00
KUWAIT	1	0	-100.00	50	0	-100.00
LEBANON	0	42	-	0	11,162	-
SYRIA ARAB REPUBLIC	1,144	0	-100.00	4,970	0	-100.00
TURKEY	100	0	-100.00	22,897	0	-100.00
MOROCCO	67	55	-17.91	1,263	5,159	308.47
SOUTH AFRICA	0	660	-	0	25,564	-
AUSTRALIA	142	11,963	8,324.65	1,829	220,079	11,932.75
EAST TIMOR	218	3,130	1,335.78	1,821	1,745	-4.17
UNITED STATES	70,063	19,400	-72.31	1,808,084	415,044	-77.05
CHILE	1	12,841	1,284,000.00	21	147,148	700,604.76
ARGENTINA	439	0	-100.00	12,105	0	-100.00
BRAZIL	0	146	-	0	11,340	-
COLOMBIA	310	6	-98.06	7,020	391	-94.43
PERU	0	12,463	-	0	173,892	-
COSTA RICA	0	324	-	0	8,005	-
ANTIGUA AND BARBUDA	840	0	-100.00	1,069	0	-100.00
UNITED KINGDOM	9,479	2,397	-74.71	127,502	32,664	-74.38
NETHERLANDS	431	89	-79.35	13,931	3,836	-72.46
FRANCE	133	23	-82.71	5,936	1,041	-82.46
GERMANY, FED. REP. OF	11,421	6,003	-47.44	564,914	405,111	-28.29
DENMARK	500	0	-100.00	85,200	0	-100.00
NORWAY	1,565	1,799	14.95	329,170	401,023	21.83
ITALY	1,803	5,791	221.19	27,897	87,066	212.10
SPAIN	162	0	-100.00	14,304	0	-100.00
POLAND	0	665	-	0	143,185	-
SLOVAKIA	164	0	-100.00	3,776	0	-100.00
SLOVENIA	117	0	-100.00	1,675	0	-100.00
RUSSIA FEDERATION	0	487	-	0	64,214	-
<b>-ALAT UKUR</b>	<b>45,041</b>	<b>31,387</b>	<b>-30.31</b>	<b>850,446</b>	<b>922,854</b>	<b>8.51</b>
JAPAN	12	86	616.67	329	2,286	594.83
HONG KONG	0	246	-	0	10,353	-
CHINA	921	0	-100.00	883	0	-100.00
THAILAND	200	4,727	2,263.50	128,527	208,892	62.53
SINGAPORE	40,575	9,364	-76.92	519,543	244,129	-53.01
PHILIPPINES	0	13	-	0	30,301	-
MALAYSIA	499	0	-100.00	22,000	0	-100.00
BRUNEI DARUSSALAM	922	0	-100.00	22,878	0	-100.00
VIET NAM	0	320	-	0	50,493	-
INDIA	0	235	-	0	82,541	-
SRI LANKA	0	1	-	0	37	-
TUNISIA	0	2	-	0	286	-
TOGO	0	11	-	0	21	-
AUSTRALIA	55	5,330	9,590.91	221	24,728	11,089.14
EAST TIMOR	0	16	-	0	48	-
UNITED STATES	293	1,773	505.12	19,229	83,101	332.16
UNITED KINGDOM	35	12	-65.71	53,486	9,998	-81.31
FRANCE	34	2,902	8,435.29	44,051	106,785	142.41
GERMANY, FED. REP. OF	1,495	952	-36.32	39,299	34,203	-12.97
BELGIUM	0	5,397	-	0	34,652	-
<b>-LONCENG, ARLOJI DAN BAGIAN</b>	<b>624,013</b>	<b>431,001</b>	<b>-30.93</b>	<b>9,401,309</b>	<b>8,914,021</b>	<b>-5.18</b>
JAPAN	17,220	7,950	-53.83	305,682	239,755	-21.57
HONG KONG	34,376	3,358	-90.23	390,716	67,130	-82.82
KOREA, REPUBLIC OF	1,493	455	-69.52	18,981	14,500	-23.61
TAIWAN	75,882	93,452	23.15	218,137	574,136	163.20
CHINA	11,910	1,553	-86.96	159,193	63,400	-60.17
MACAU	0	2,510	-	0	31,293	-
PAPUA NEW GUINEA	0	4,953	-	0	7,174	-

TABEL 5. PERKEMBANGAN EKSPOR INDONESIA MENURUT KOMODITI DAN NEGARA TUJUAN

JENIS BARANG	BERAT BERSIH (KG)		PERUB	NILAI FOB (US \$)		PERUB
	JAN-JAN 2009	JAN-JAN 2010	%	JAN-JAN 2009	JAN-JAN 2010	%
(1)	(2)	(3)	(4)	(5)	(6)	(7)
THAILAND	8,946	29,519	229.97	251,543	1,243,861	394.49
SINGAPORE	70,239	33,605	-52.16	1,031,683	1,476,137	43.08
PHILIPPINES	55,808	60,221	7.91	1,705,988	609,659	-64.26
MALAYSIA	15,125	10,715	-29.16	298,126	454,088	52.31
BRUNEI DARUSSALAM	65,345	183	-99.72	71,180	64,687	-9.12
VIET NAM	18,815	40,170	113.50	121,425	410,457	238.03
INDIA	99,986	953	-99.05	821,192	28,418	-96.54
PAKISTAN	295	957	224.41	4,587	15,627	240.68
SRI LANKA	83	107	28.92	885	1,684	90.28
IRAN (ISLAMIC REPUBLIC OF)	0	10,050	-	0	631,931	-
SAUDI ARABIA	110	0	-100.00	2,190	0	-100.00
TURKEY	202	0	-100.00	3,888	0	-100.00
UNITED ARAB EMIRATES	696	1,617	132.33	10,768	26,300	144.24
QATAR	3	0	-100.00	3,826	0	-100.00
BAHRAIN	12,096	0	-100.00	188,160	0	-100.00
MOROCCO	8,950	10,489	17.20	116,288	109,061	-6.21
KENYA	0	209	-	0	4,612	-
MOZAMBIQUE	2,813	0	-100.00	34,877	0	-100.00
CAMEROON	6,510	0	-100.00	81,398	0	-100.00
COTE D'IVOIRE	5,644	7,485	32.62	94,423	76,299	-19.19
SENEGAL	10,229	30	-99.71	78,993	652	-99.17
SOUTH AFRICA	7,250	16,452	126.92	72,573	138,934	91.44
AUSTRALIA	8,346	9,259	10.94	205,581	160,292	-22.03
FIJI	717	0	-100.00	5,514	0	-100.00
SAMOA	0	2,609	-	0	27,100	-
EAST TIMOR	2,275	8	-99.65	11,198	7	-99.94
UNITED STATES	45,158	49,300	9.17	1,483,671	1,376,235	-7.24
CANADA	5	557	11,040.00	17,238	12,300	-28.65
CHILE	3	0	-100.00	68	0	-100.00
ARGENTINA	324	1,267	291.05	3,378	12,386	266.67
BRAZIL	1,110	1,660	49.55	122,329	38,915	-68.19
UNITED KINGDOM	2,224	12,545	464.07	57,285	203,495	255.23
NETHERLANDS	865	1,639	89.48	3,916	31,716	709.91
FRANCE	17,642	7,557	-57.16	725,914	340,634	-53.08
GERMANY, FED. REP. OF	10,477	6,284	-40.02	245,183	112,449	-54.14
SWEDEN	0	40	-	0	5,000	-
IRELAND	1,025	416	-59.41	293,431	293,897	0.16
ITALY	28	0	-100.00	552	0	-100.00
SPAIN	45	384	753.33	933	7,104	661.41
PORTUGAL	3,651	465	-87.26	137,622	2,332	-98.31
GREECE	68	0	-100.00	500	0	-100.00
HUNGARY	24	18	-25.00	294	364	23.81
<b>-COKLAT OLAHAN</b>	<b>9,111,383</b>	<b>7,717,323</b>	<b>-15.30</b>	<b>28,431,863</b>	<b>29,116,530</b>	<b>2.41</b>
JAPAN	71,249	172,642	142.31	295,880	888,030	200.13
HONG KONG	6,191	10,788	74.25	27,939	59,821	114.11
KOREA, REPUBLIC OF	20,144	109,567	443.92	54,715	336,103	514.28
TAIWAN	15,507	23,943	54.40	41,595	56,754	36.44
CHINA	210,992	494,801	134.51	279,087	1,167,598	318.36
THAILAND	240,131	320,205	33.35	541,678	856,919	58.20
SINGAPORE	67,594	150,044	121.98	124,981	363,410	190.77
PHILIPPINES	748,230	960,367	28.35	909,654	1,877,864	106.44
MALAYSIA	155,410	450,005	189.56	239,511	1,232,188	414.46
BRUNEI DARUSSALAM	25,024	6,891	-72.46	34,836	23,266	-33.21
VIET NAM	8,000	28,136	251.70	8,800	38,051	332.40
MALDIVES	9,983	10,042	0.59	20,563	16,634	-19.11
INDIA	78,219	202,655	159.09	126,713	501,395	295.69
PAKISTAN	70,500	31,400	-55.46	77,550	77,170	-0.49
BANGLADESH	6,802	9,502	39.69	18,810	31,325	66.53
SAUDI ARABIA	7,606	18,634	144.99	21,194	37,240	75.71
KUWAIT	24,000	13,261	-44.75	47,200	29,600	-37.29
YEMEN	15,960	27,022	69.31	23,586	56,014	137.49
OMAN	0	3,775	-	0	11,514	-
SYRIA ARAB REPUBLIC	0	25,000	-	0	72,569	-
TURKEY	100,000	0	-100.00	110,000	0	-100.00
UNITED ARAB EMIRATES	248,423	319,163	28.48	1,313,387	1,530,238	16.51
BAHRAIN	23,616	24,076	1.95	65,575	58,431	-10.89
EGYPT	32,000	0	-100.00	203,200	0	-100.00
TUNISIA	0	16,000	-	0	32,000	-
KENYA	45,000	21,258	-52.76	154,500	126,934	-17.84
ANGOLA	12,136	0	-100.00	25,032	0	-100.00
CAMEROON	0	50,999	-	0	121,397	-
MALI	13,812	0	-100.00	27,215	0	-100.00
SOUTH AFRICA	186,000	112,066	-39.75	519,600	213,044	-59.00



TABEL 5. PERKEMBANGAN EKSPOR INDONESIA MENURUT KOMODITI DAN NEGARA TUJUAN

JENIS BARANG	BERAT BERSIH (KG)		PERUB	NILAI FOB (US \$)		PERUB
	JAN-JAN 2009	JAN-JAN 2010	%	JAN-JAN 2009	JAN-JAN 2010	%
(1)	(2)	(3)	(4)	(5)	(6)	(7)
MAURITIUS	17,160	41,249	140.38	26,455	87,767	231.76
AUSTRALIA	545,209	417,901	-23.35	2,449,969	2,085,277	-14.89
NEW ZEALAND	74,399	120,000	61.29	264,000	603,000	128.41
NEW CALEDONIA	0	66	-	0	38	-
SOLOMON ISLANDS	1,851	549	-70.34	3,620	1,640	-54.70
TONGA	16,052	0	-100.00	13,940	0	-100.00
EAST TIMOR	2,699	8,071	199.04	1,893	11,560	510.67
UNITED STATES	1,026,196	1,733,435	68.92	6,287,240	9,988,517	58.87
MEXICO	25,000	9,426	-62.30	30,750	37,999	23.57
CHILE	0	34,000	-	0	21,900	-
ARGENTINA	42,000	40	-99.90	52,500	420	-99.20
BRAZIL	451,000	0	-100.00	396,575	0	-100.00
URUGUAY	45,000	87,000	93.33	55,688	199,750	258.69
NETHERLANDS	720,021	420,021	-41.67	3,675,894	2,469,600	-32.82
FRANCE	1,403,920	240,000	-82.91	7,441,399	1,309,570	-82.40
GERMANY, FED. REP. OF	187,503	147,500	-21.33	493,782	567,136	14.86
BELGIUM	0	49,825	-	0	119,317	-
SWITZERLAND	325	1,078	231.69	25,129	62,298	147.91
FINLAND	0	105	-	0	1,604	-
ITALY	20,299	0	-100.00	152,634	0	-100.00
SPAIN	1,700,020	200,410	-88.21	1,217,250	497,962	-59.09
HUNGARY	17,000	51,000	200.00	11,900	96,188	708.30
BULGARIA	0	34,000	-	0	23,800	-
ARMENIA	0	2,206	-	0	6,350	-
UKRAINE	16,600	135,999	719.27	15,770	221,540	1,304.82
UZBEKISTAN	0	25,000	-	0	24,000	-
ESTONIA	280,000	50,000	-82.14	308,700	143,750	-53.43
GEORGIA	0	17,000	-	0	37,015	-
CROATIA	0	17,000	-	0	25,500	-
SLOVAKIA	0	25,000	-	0	52,500	-
RUSSIA FEDERATION	76,600	237,200	209.66	193,974	605,023	211.91
<b>-GULA TETES</b>	<b>7,709,836</b>	<b>34,114,749</b>	<b>342.48</b>	<b>737,751</b>	<b>4,770,549</b>	<b>546.63</b>
HONG KONG	0	99	-	0	297	-
KOREA, REPUBLIC OF	7,703,581	7,263,210	-5.72	731,840	893,415	22.08
TAIWAN	0	6,500,000	-	0	968,500	-
SINGAPORE	230	2,880	1,152.17	1,583	1,935	22.24
MALAYSIA	5,000	0	-100.00	2,798	0	-100.00
VIET NAM	0	20,044,740	-	0	2,861,740	-
AUSTRALIA	0	303,820	-	0	44,662	-
VANUATU	1,025	0	-100.00	1,530	0	-100.00
<b>-KERUPUK UDANG</b>	<b>674,089</b>	<b>618,925</b>	<b>-8.18</b>	<b>1,150,078</b>	<b>1,044,257</b>	<b>-9.20</b>
JAPAN	7,736	13,900	79.68	16,994	22,855	34.49
HONG KONG	15,300	10,448	-31.71	26,551	18,085	-31.89
KOREA, REPUBLIC OF	103,987	72,907	-29.89	153,502	113,885	-25.81
TAIWAN	6,861	5,100	-25.67	6,849	5,630	-17.80
SINGAPORE	404	28,688	7,000.99	1,545	31,397	1,932.17
MALAYSIA	5,305	72,083	1,258.77	2,656	107,449	3,945.52
VIET NAM	0	364	-	0	738	-
SAUDI ARABIA	20,454	16,473	-19.46	20,684	18,189	-12.06
UNITED ARAB EMIRATES	318	20,497	6,345.60	489	25,526	5,120.04
SOUTH AFRICA	0	16	-	0	59	-
AUSTRALIA	0	7,815	-	0	18,352	-
EAST TIMOR	0	34	-	0	40	-
UNITED STATES	40,250	23,127	-42.54	100,295	64,973	-35.22
CANADA	0	6,764	-	0	11,515	-
UNITED KINGDOM	50,606	62,147	22.81	65,060	101,485	55.99
NETHERLANDS	369,949	244,290	-33.97	649,834	440,662	-32.19
FRANCE	52,919	14,565	-72.48	105,619	26,445	-74.96
GERMANY, FED. REP. OF	0	3,200	-	0	8,261	-
NORWAY	0	16,507	-	0	28,711	-
<b>-BUAH/SAYURAN OLAHAN</b>	<b>35,522,695</b>	<b>34,090,490</b>	<b>-4.03</b>	<b>24,306,378</b>	<b>23,001,648</b>	<b>-5.37</b>
JAPAN	1,199,179	1,102,769	-8.04	1,129,439	1,132,528	0.27
HONG KONG	41,089	33,574	-18.29	44,726	43,640	-2.43
KOREA, REPUBLIC OF	674,017	232,769	-65.47	353,977	205,449	-41.96
TAIWAN	240,626	179,628	-25.35	168,557	227,749	35.12
CHINA	3,522,228	1,883,019	-46.54	322,677	331,956	2.88
THAILAND	514	982	91.05	2,159	9,586	344.00
SINGAPORE	4,746,694	427,261	-91.00	5,146,647	413,260	-91.97
PHILIPPINES	1,161,274	5,000,000	330.56	343,858	1,450,000	321.69
MALAYSIA	7,512,067	6,087,768	-18.96	1,255,247	942,050	-24.95
BRUNEI DARUSSALAM	3,593	8,458	135.40	11,510	26,165	127.32

TABEL 5. PERKEMBANGAN EKSPOR INDONESIA MENURUT KOMODITI DAN NEGARA TUJUAN

JENIS BARANG	BERAT BERSIH (KG)		PERUB	NILAI FOB (US \$)		PERUB
	JAN-JAN 2009	JAN-JAN 2010	%	JAN-JAN 2009	JAN-JAN 2010	%
(1)	(2)	(3)	(4)	(5)	(6)	(7)
VIET NAM	0	880,228	-	0	929,854	-
MALDIVES	3,935	1,904	-51.61	6,083	2,399	-60.56
INDIA	3,950,534	6,341,977	60.53	3,012,646	6,038,216	100.43
PAKISTAN	215,940	229,210	6.15	223,792	151,691	-32.22
BANGLADESH	0	788,822	-	0	424,670	-
SRI LANKA	0	52,000	-	0	47,320	-
IRAN (ISLAMIC REPUBLIC OF)	0	130,000	-	0	118,878	-
SAUDI ARABIA	99,924	45,820	-54.15	124,948	55,423	-55.64
ISRAEL	308,988	388,518	25.74	308,371	375,509	21.77
KUWAIT	50,400	1,708	-96.61	48,384	3,745	-92.26
JORDAN	25,094	40,151	60.00	86,040	131,929	53.33
LEBANON	64,361	0	-100.00	203,865	0	-100.00
YEMEN	11,760	0	-100.00	10,828	0	-100.00
OMAN	0	416	-	0	1,269	-
SYRIA ARAB REPUBLIC	28,797	87,271	203.06	168,694	266,965	58.25
TURKEY	230,999	0	-100.00	233,015	0	-100.00
UNITED ARAB EMIRATES	206,562	176,015	-14.79	183,507	167,365	-8.80
QATAR	0	11,738	-	0	16,725	-
BAHRAIN	0	35,613	-	0	38,879	-
CYPRUS	25,000	0	-100.00	15,000	0	-100.00
EGYPT	35,640	123,280	245.90	17,472	103,620	493.06
LIBYAN ARAB JAMAHIRIYA	27,900	0	-100.00	2,957	0	-100.00
MOROCCO	52,000	0	-100.00	46,800	0	-100.00
TUNISIA	0	16,783	-	0	110,345	-
GUINEA	0	9,840	-	0	41,000	-
ANGOLA	12,500	0	-100.00	7,500	0	-100.00
SOUTH AFRICA	89,050	12,694	-85.75	82,705	11,914	-85.59
AUSTRALIA	296,893	461,928	55.59	275,669	618,138	124.23
NEW ZEALAND	38,400	37,903	-1.29	41,860	38,016	-9.18
EAST TIMOR	18,950	18,888	-0.33	9,532	13,856	45.36
UNITED STATES	4,995,389	3,301,353	-33.91	5,222,822	3,517,687	-32.65
CANADA	30,174	24,240	-19.67	89,352	24,033	-73.10
MEXICO	152,580	54,000	-64.61	70,192	37,500	-46.58
PANAMA	0	14,414	-	0	14,820	-
SURINAME	991	0	-100.00	1,077	0	-100.00
CHILE	44,705	275,202	515.60	16,509	200,535	1,114.70
ARGENTINA	122,912	584,662	375.68	86,094	443,095	414.66
BRAZIL	104,999	189,249	80.24	90,375	167,675	85.53
URUGUAY	39,100	26,000	-33.50	34,790	24,440	-29.75
PERU	0	26,000	-	0	23,790	-
PUERTO RICO	44,801	30,566	-31.77	47,985	34,500	-28.10
DOMINICAN REPUBLIC	0	12,500	-	0	10,500	-
MARTINIQUE	19,699	0	-100.00	31,832	0	-100.00
UNITED KINGDOM	347,596	155,263	-55.33	447,738	119,363	-73.34
NETHERLANDS	937,098	288,417	-69.22	967,139	232,217	-75.99
FRANCE	300,906	263,426	-12.46	234,230	307,327	31.21
GERMANY, FED. REP. OF	1,233,750	1,204,565	-2.37	944,533	895,837	-5.16
AUSTRIA	127,240	212,995	67.40	100,060	184,398	84.29
BELGIUM	212,022	88,800	-58.12	235,743	95,130	-59.65
SWITZERLAND	0	137,458	-	0	237,436	-
DENMARK	84,808	24,880	-70.66	97,251	67,718	-30.37
NORWAY	128,951	166,835	29.38	183,402	152,108	-17.06
SWEDEN	0	49,772	-	0	37,676	-
FINLAND	89,625	237,156	164.61	81,049	207,738	156.31
ITALY	382,311	194,402	-49.15	327,605	163,795	-50.00
SPAIN	872,045	964,568	10.61	830,483	746,298	-10.14
PORTUGAL	12,750	37,750	196.08	15,045	35,770	137.75
GREECE	132,360	111,390	-15.84	105,194	84,172	-19.98
POLAND	0	151,000	-	0	138,013	-
BULGARIA	25,000	0	-100.00	23,155	0	-100.00
ALBANIA	0	13,000	-	0	2,500	-
UKRAINE	38,500	25,999	-32.47	36,793	23,340	-36.56
LITHUANIA	20,000	0	-100.00	12,000	0	-100.00
LATVIA	0	50,000	-	0	44,952	-
GEORGIA	0	52,000	-	0	47,970	-
CROATIA	0	25,000	-	0	22,500	-
SLOVENIA	0	17,819	-	0	12,240	-
CZECH REPUBLIC	24,475	0	-100.00	24,965	0	-100.00
RUSSIA FEDERATION	103,000	230,874	124.15	60,500	154,466	155.32
<b>-MINUMAN OLAHAN</b>	<b>8,206,346</b>	<b>8,295,055</b>	<b>1.08</b>	<b>4,570,844</b>	<b>4,424,852</b>	<b>-3.19</b>
JAPAN	2,363,217	1,780,944	-24.64	1,280,404	1,182,248	-7.67
HONG KONG	461,787	500,905	8.47	489,788	295,019	-39.77
KOREA, REPUBLIC OF	5,414	401	-92.59	15,567	2,082	-86.63

TABEL 5. PERKEMBANGAN EKSPOR INDONESIA MENURUT KOMODITI DAN NEGARA TUJUAN

JENIS BARANG	BERAT BERSIH (KG)		PERUB	NILAI FOB (US \$)		PERUB
	JAN-JAN 2009	JAN-JAN 2010	%	JAN-JAN 2009	JAN-JAN 2010	%
(1)	(2)	(3)	(4)	(5)	(6)	(7)
TAIWAN	166,709	268,118	60.83	141,421	209,023	47.80
CHINA	5,961	23,159	288.51	27,874	37,225	33.55
MACAU	0	21,218	-	0	15,686	-
PAPUA NEW GUINEA	35,100	130,759	272.53	6,500	23,947	268.42
THAILAND	218	81,930	37,482.57	88	74,532	84,595.45
SINGAPORE	1,717,955	1,614,647	-6.01	819,822	675,938	-17.55
PHILIPPINES	367,563	481,637	31.04	243,965	422,571	73.21
MALAYSIA	241,345	333,946	38.37	247,136	285,492	15.52
CAMBODIA	21,218	0	-100.00	15,560	0	-100.00
BRUNEI DARUSSALAM	118,812	28,114	-76.34	63,099	86,534	37.14
VIET NAM	240,116	3,660	-98.48	170,602	1,213	-99.29
MALDIVES	6,654	2,797	-57.97	9,820	6,432	-34.50
JORDAN	0	10,595	-	0	28,541	-
UNITED ARAB EMIRATES	965,165	105,622	-89.06	673,711	264,485	-60.74
QATAR	0	18,540	-	0	8,520	-
EGYPT	12,855	1,002	-92.21	7,110	2,532	-64.39
KENYA	12,000	0	-100.00	1,570	0	-100.00
TOGO	0	4	-	0	12	-
NIGERIA	0	8	-	0	24	-
COTE D'IVOIRE	0	18	-	0	21	-
SENEGAL	0	58	-	0	50	-
BENIN	17,675	44	-99.75	14,145	123	-99.13
GAMBIA	808	0	-100.00	1,802	0	-100.00
NIGER	0	65,259	-	0	17,508	-
SOUTH AFRICA	0	4,782	-	0	2,745	-
MAURITIUS	18,480	0	-100.00	18,991	0	-100.00
AUSTRALIA	228,894	23,918	-89.55	63,248	22,846	-63.88
GUAM	0	14,500	-	0	2,160	-
NEW CALEDONIA	0	1,232	-	0	704	-
NORTHERN MARIANA ISLANDS	0	76	-	0	274	-
VANUATU	247	24,128	9,668.42	370	5,564	1,403.78
AMERICAN SAMOA	33,527	16,764	-50.00	20,054	10,610	-47.09
FIJI	6,282	0	-100.00	2,814	0	-100.00
SAMOA	0	413	-	0	825	-
SOLOMON ISLANDS	34,012	122,709	260.78	9,069	24,508	170.24
EAST TIMOR	1,090,657	2,207,722	102.42	197,820	572,842	189.58
UNITED STATES	9,273	330,740	3,466.70	4,024	129,377	3,115.13
NETHERLANDS	17,673	1,621	-90.83	14,906	3,425	-77.02
GERMANY, FED. REP. OF	4	0	-100.00	7	0	-100.00
PORTUGAL	0	73,065	-	0	9,214	-
MONTserrat	6,725	0	-100.00	9,557	0	-100.00
<b>-ROKOK DAN TEMBAKAU OLAH/</b>	<b>6,239,352</b>	<b>7,847,101</b>	<b>25.77</b>	<b>40,976,933</b>	<b>52,496,918</b>	<b>28.11</b>
JAPAN	8,723	5,905	-32.31	78,225	67,677	-13.48
HONG KONG	1,350	0	-100.00	8,000	0	-100.00
KOREA, REPUBLIC OF	424	0	-100.00	3,615	0	-100.00
TAIWAN	3,020	191	-93.68	20,000	3,066	-84.67
MACAU	46	165	258.70	604	2,505	314.74
THAILAND	419,139	242,509	-42.14	2,125,745	1,346,320	-36.67
SINGAPORE	823,866	489,714	-40.56	8,510,694	5,015,172	-41.07
PHILIPPINES	236,433	344,233	45.59	1,500,905	1,897,007	26.39
MALAYSIA	982,499	1,872,234	90.56	7,212,133	17,095,846	137.04
CAMBODIA	2,269,960	2,362,479	4.08	11,177,810	13,881,410	24.19
BRUNEI DARUSSALAM	0	3,970	-	0	32,887	-
VIET NAM	167,694	162,164	-3.30	2,773,156	2,297,049	-17.17
INDIA	0	2,205	-	0	17,590	-
SAUDI ARABIA	22,283	25,825	15.90	318,953	364,773	14.37
JORDAN	71,820	0	-100.00	283,500	0	-100.00
LEBANON	12,768	0	-100.00	50,400	0	-100.00
TURKEY	34,164	163,440	378.40	176,094	685,998	289.56
UNITED ARAB EMIRATES	32,610	68,133	108.93	141,862	361,748	155.00
QATAR	1,194	1,506	26.13	10,320	13,500	30.81
BAHRAIN	531	0	-100.00	6,111	0	-100.00
EGYPT	11,290	159,484	1,312.61	23,100	218,124	844.26
KENYA	19,799	0	-100.00	117,426	0	-100.00
SENEGAL	60,023	0	-100.00	93,036	0	-100.00
SOUTH AFRICA	107,392	19,800	-81.56	565,860	104,940	-81.45
AUSTRALIA	13,880	76,076	448.10	116,592	313,030	168.48
NEW ZEALAND	0	19	-	0	71	-
EAST TIMOR	19,158	63,377	230.81	292,698	670,689	129.14
UNITED STATES	313,483	450,380	43.67	1,468,023	1,417,862	-3.42
HONDURAS	0	19,800	-	0	82,368	-
ARGENTINA	498	0	-100.00	2,346	0	-100.00
BRAZIL	34,061	7,315	-78.52	199,321	62,038	-68.88

TABEL 5. PERKEMBANGAN EKSPOR INDONESIA MENURUT KOMODITI DAN NEGARA TUJUAN

JENIS BARANG	BERAT BERSIH (KG)		PERUB	NILAI FOB (US \$)		PERUB
	JAN-JAN 2009	JAN-JAN 2010	%	JAN-JAN 2009	JAN-JAN 2010	%
(1)	(2)	(3)	(4)	(5)	(6)	(7)
BOLIVIA	5,178	0	-100.00	59,750	0	-100.00
PARAGUAY	50,627	160,000	216.04	730,094	285,336	-60.92
PUERTO RICO	72,000	0	-100.00	184,763	0	-100.00
DOMINICAN REPUBLIC	0	28	-	0	316	-
UNITED KINGDOM	55,932	510	-99.09	312,354	2,939	-99.06
NETHERLANDS	21,401	346,968	1,521.27	240,236	1,976,482	722.73
FRANCE	0	24,736	-	0	3,686	-
GERMANY, FED. REP. OF	62,129	261,973	321.66	363,746	1,571,344	331.99
BELGIUM	168,165	150,189	-10.69	1,145,905	1,314,069	14.68
DENMARK	15,560	12,675	-18.54	122,056	311,270	155.02
ITALY	15,009	4,490	-70.08	22,624	5,321	-76.48
SPAIN	3,483	39,600	1,036.95	48,836	202,950	315.57
HUNGARY	0	330	-	0	5,324	-
POLAND	9,600	35	-99.64	57,888	630	-98.91
ROMANIA	19,800	0	-100.00	101,970	0	-100.00
UKRAINE	35,340	0	-100.00	117,217	0	-100.00
UZBEKISTAN	0	39,600	-	0	144,540	-
GEORGIA	0	153	-	0	7,652	-
CZECH REPUBLIC	220	830	277.27	3,445	8,988	160.90
RUSSIA FEDERATION	36,800	264,060	617.55	189,520	704,401	271.68
<b>-DAGING TERNAK</b>	<b>213,918</b>	<b>269,091</b>	<b>25.79</b>	<b>907,416</b>	<b>1,152,896</b>	<b>27.05</b>
JAPAN	387	0	-100.00	17,374	0	-100.00
HONG KONG	21,561	8,100	-62.43	25,720	6,075	-76.38
TAIWAN	0	187	-	0	38	-
CHINA	5,075	20,741	308.69	2,538	84,476	3,228.45
MALAYSIA	3,435	3,350	-2.47	3,322	2,750	-17.22
VIET NAM	0	18,964	-	0	16,119	-
UNITED ARAB EMIRATES	0	3	-	0	5	-
NETHERLANDS	17,250	0	-100.00	70,225	0	-100.00
FRANCE	34,356	49,844	45.08	182,425	256,678	40.70
BELGIUM	126,188	167,902	33.06	574,788	786,755	36.88
SWITZERLAND	5,666	0	-100.00	31,024	0	-100.00
<b>-IKAN OLAHAN</b>	<b>13,855,193</b>	<b>15,807,514</b>	<b>14.09</b>	<b>56,316,418</b>	<b>59,428,789</b>	<b>5.53</b>
JAPAN	2,659,729	2,443,560	-8.13	11,493,144	10,231,445	-10.98
HONG KONG	66,270	126,384	90.71	890,602	1,425,252	60.03
KOREA, REPUBLIC OF	529,880	890,135	67.99	865,510	1,314,617	51.89
TAIWAN	165,106	591,666	258.36	187,236	661,354	253.22
CHINA	24,000	151,637	531.82	62,950	435,084	591.16
PAPUA NEW GUINEA	0	31,968	-	0	44,100	-
THAILAND	864,256	967,207	11.91	1,055,677	892,313	-15.47
SINGAPORE	630,115	535,859	-14.96	1,211,138	1,128,872	-6.79
PHILIPPINES	23,310	24,246	4.02	17,492	20,639	17.99
MALAYSIA	216,659	669,695	209.10	562,033	1,151,437	104.87
VIET NAM	2,151	307,329	14,187.73	10,490	531,939	4,970.92
INDIA	0	5	-	0	12	-
SRI LANKA	404,002	491,850	21.74	394,401	495,920	25.74
SAUDI ARABIA	230,784	248,277	7.58	956,286	817,808	-14.48
KUWAIT	15,500	15,096	-2.61	14,010	54,545	289.33
JORDAN	170,542	202,202	18.56	596,770	620,458	3.97
LEBANON	1,000	0	-100.00	3,000	0	-100.00
YEMEN	75,480	0	-100.00	223,180	0	-100.00
SYRIA ARAB REPUBLIC	57,000	45,288	-20.55	139,770	127,500	-8.78
UNITED ARAB EMIRATES	13,446	26,259	95.29	126,684	27,125	-78.59
EGYPT	0	59,327	-	0	135,660	-
LIBYAN ARAB JAMAHIRIYA	231,473	232,197	0.31	921,100	683,623	-25.78
MOROCCO	29,089	0	-100.00	59,101	0	-100.00
TANZANIA, UNITED REPUBLIC OF	68,944	0	-100.00	80,920	0	-100.00
REUNION	13,678	0	-100.00	68,689	0	-100.00
EQUATORIAL GUINEA	62,000	0	-100.00	101,800	0	-100.00
TOGO	75,060	33,500	-55.37	186,120	70,832	-61.94
GHANA	297,359	214,358	-27.91	395,000	349,502	-11.52
LIBERIA	15,500	31,000	100.00	20,000	47,600	138.00
ANGOLA	89,250	86,546	-3.03	70,000	114,853	64.08
CONGO	33,500	0	-100.00	72,080	0	-100.00
CAMEROON	139,500	53,500	-61.65	234,600	126,464	-46.09
NIGERIA	0	54,000	-	0	130,896	-
GABON	15,500	17,787	14.75	26,000	21,672	-16.65
COTE D'IVOIRE	15,500	46,500	200.00	26,000	73,600	183.08
BENIN	18,000	0	-100.00	45,360	0	-100.00
SOUTH AFRICA	117,504	135,614	15.41	446,400	170,663	-61.77
COMOROS	18,000	0	-100.00	46,080	0	-100.00
MAURITIUS	0	6,439	-	0	15,042	-

TABEL 5. PERKEMBANGAN EKSPOR INDONESIA MENURUT KOMODITI DAN NEGARA TUJUAN

JENIS BARANG	BERAT BERSIH (KG)		PERUB	NILAI FOB (US \$)		PERUB
	JAN-JAN 2009	JAN-JAN 2010	%	JAN-JAN 2009	JAN-JAN 2010	%
(1)	(2)	(3)	(4)	(5)	(6)	(7)
AUSTRALIA	108,870	152,800	40.35	416,568	882,280	111.80
NEW ZEALAND	0	42,011	-	0	48,977	-
SAMOA	0	93,024	-	0	104,598	-
SOLOMON ISLANDS	0	15,444	-	0	25,200	-
EAST TIMOR	88,639	78,561	-11.37	94,479	94,913	0.46
UNITED STATES	4,154,682	4,372,710	5.25	25,325,797	26,663,132	5.28
CANADA	78,683	120,091	52.63	252,413	797,183	215.82
MEXICO	25,020	17,160	-31.41	29,429	68,640	133.24
BAHAMAS	0	16,626	-	0	29,621	-
PUERTO RICO	42,901	19,998	-53.39	323,413	156,339	-51.66
DOMINICAN REPUBLIC	0	16,088	-	0	54,115	-
MARTINIQUE	22,279	2,207	-90.09	56,229	5,650	-89.95
GUADELOUPE	0	12,341	-	0	19,884	-
UNITED KINGDOM	188,419	353,963	87.86	1,216,597	2,084,871	71.37
NETHERLANDS	444,447	281,975	-36.56	2,375,220	1,971,676	-16.99
FRANCE	110,347	54,429	-50.67	431,169	82,373	-80.90
GERMANY, FED. REP. OF	621,060	498,802	-19.69	1,622,128	1,409,026	-13.14
BELGIUM	340,333	282,867	-16.89	1,704,836	1,753,011	2.83
ITALY	76,521	34,525	-54.88	306,651	121,310	-60.44
PORTUGAL	0	5,633	-	0	8,441	-
DEMOCRATIC REPUBLIC OF THE	17,850	220,000	1,132.49	14,000	452,372	3,131.23
ROMANIA	0	16,316	-	0	27,805	-
BULGARIA	43,905	28,852	-34.29	160,010	60,801	-62.00
ALBANIA	0	54,000	-	0	146,880	-
UKRAINE	0	73,927	-	0	87,445	-
CROATIA	47,952	15,096	-68.52	184,500	26,775	-85.49
SLOVENIA	25,000	0	-100.00	50,000	0	-100.00
RUSSIA FEDERATION	29,198	188,637	546.06	143,356	324,644	126.46
<b>-BERAS GILING</b>	<b>9,454</b>	<b>18,998</b>	<b>100.95</b>	<b>3,201</b>	<b>25,380</b>	<b>692.88</b>
HONG KONG	166	0	-100.00	245	0	-100.00
MALAYSIA	9,163	18,998	107.33	2,798	25,380	807.08
ITALY	125	0	-100.00	158	0	-100.00
<b>-KOPI OLAHAN</b>	<b>18,000</b>	<b>0</b>	<b>-100.00</b>	<b>54,900</b>	<b>0</b>	<b>-100.00</b>
SINGAPORE	18,000	0	-100.00	54,900	0	-100.00
<b>-TEH OLAHAN</b>	<b>594,839</b>	<b>776,849</b>	<b>30.60</b>	<b>1,919,238</b>	<b>2,932,856</b>	<b>52.81</b>
JAPAN	5,292	13,361	152.48	16,264	62,331	283.25
HONG KONG	206	307	49.03	341	666	95.31
KOREA, REPUBLIC OF	263	3,040	1,055.89	857	1,575	83.78
TAIWAN	33,836	94,361	178.88	119,031	219,929	84.77
CHINA	0	1,400	-	0	35,000	-
MONGOLIA	0	2,999	-	0	19,260	-
THAILAND	2,983	0	-100.00	15,985	0	-100.00
SINGAPORE	66,066	57,697	-12.67	245,678	272,772	11.03
PHILIPPINES	1,187	7,074	495.96	13,089	46,714	256.90
MALAYSIA	86,890	94,074	8.27	281,361	392,186	39.39
VIET NAM	2,912	17,124	488.05	13,803	105,912	667.31
PAKISTAN	118,680	59,760	-49.65	389,719	150,241	-61.45
IRAN (ISLAMIC REPUBLIC OF)	22,340	22,120	-0.98	40,300	59,051	46.53
SAUDI ARABIA	0	6,348	-	0	33,943	-
TURKEY	0	20,000	-	0	30,400	-
UNITED ARAB EMIRATES	177	24,145	13,541.24	88	27,720	31,400.00
AUSTRALIA	102,553	190,194	85.46	434,825	967,433	122.49
NEW ZEALAND	24,673	61,538	149.41	83,214	260,089	212.55
EAST TIMOR	612	4,788	682.35	742	7,656	931.81
UNITED STATES	192	0	-100.00	14,575	0	-100.00
CHILE	10,000	0	-100.00	13,500	0	-100.00
BRAZIL	815	0	-100.00	32,330	0	-100.00
UNITED KINGDOM	38,358	0	-100.00	93,526	0	-100.00
NETHERLANDS	0	9,600	-	0	14,400	-
GERMANY, FED. REP. OF	42,804	30,000	-29.91	47,530	64,360	35.41
POLAND	11,000	32,999	199.99	19,360	109,790	467.10
KYRGYZSTAN	0	23,920	-	0	51,428	-
RUSSIA FEDERATION	23,000	0	-100.00	43,120	0	-100.00
<b>-GULA PASIR</b>	<b>85,775</b>	<b>59,031</b>	<b>-31.18</b>	<b>43,511</b>	<b>77,153</b>	<b>77.32</b>
HONG KONG	3,615	2,114	-41.52	5,816	4,017	-30.93
KOREA, REPUBLIC OF	125	0	-100.00	410	0	-100.00
SINGAPORE	8,881	2,504	-71.80	5,197	808	-84.45
MALAYSIA	48,000	14,372	-70.06	7,200	9,266	28.69
SOUTH AFRICA	0	22	-	0	82	-
AUSTRALIA	0	2,091	-	0	7,997	-

TABEL 5. PERKEMBANGAN EKSPOR INDONESIA MENURUT KOMODITI DAN NEGARA TUJUAN

JENIS BARANG	BERAT BERSIH (KG)		PERUB	NILAI FOB (US \$)		PERUB
	JAN-JAN 2009	JAN-JAN 2010	%	JAN-JAN 2009	JAN-JAN 2010	%
(1)	(2)	(3)	(4)	(5)	(6)	(7)
UNITED STATES	654	1,053	61.01	2,053	6,134	198.78
CANADA	24,500	36,875	50.51	22,835	48,849	113.92
<b>-GULA LAINNYA</b>	<b>1,280,946</b>	<b>1,345,828</b>	<b>5.07</b>	<b>876,965</b>	<b>889,273</b>	<b>1.40</b>
HONG KONG	814	2,875	253.19	2,139	7,996	273.82
KOREA, REPUBLIC OF	40,025	22,000	-45.03	70,053	20,746	-70.39
PAPUA NEW GUINEA	4,727	0	-100.00	2,805	0	-100.00
THAILAND	0	30,200	-	0	13,598	-
SINGAPORE	81,168	56,381	-30.54	82,280	78,270	-4.87
PHILIPPINES	0	7	-	0	655	-
MALAYSIA	9,449	54,472	476.48	27,825	63,424	127.94
VIET NAM	502,940	250,098	-50.27	249,662	118,501	-52.54
INDIA	0	189,000	-	0	94,753	-
PAKISTAN	0	861	-	0	852	-
ISRAEL	37,000	0	-100.00	21,275	0	-100.00
SOUTH AFRICA	0	175,150	-	0	76,042	-
AUSTRALIA	12,999	48,077	269.85	9,730	33,095	240.13
NEW ZEALAND	34,221	14,500	-57.63	20,943	10,730	-48.77
FIJI	0	24,000	-	0	12,960	-
EAST TIMOR	2,957	578	-80.45	4,570	1,087	-76.21
UNITED STATES	308,118	419,163	36.04	224,021	321,121	43.34
CANADA	24,700	7,111	-71.21	11,856	4,463	-62.36
UNITED KINGDOM	12,750	0	-100.00	8,127	0	-100.00
NETHERLANDS	90,382	1,056	-98.83	68,437	2,582	-96.23
NORWAY	102,000	50,299	-50.69	62,702	28,398	-54.71
FINLAND	207	0	-100.00	1,840	0	-100.00
SPAIN	16,489	0	-100.00	8,700	0	-100.00
<b>-MAKANAN OLAHAN LAINNYA</b>	<b>23,994,999</b>	<b>32,294,179</b>	<b>34.59</b>	<b>49,213,912</b>	<b>79,266,519</b>	<b>61.07</b>
JAPAN	202,005	183,517	-9.15	1,378,523	983,029	-28.69
HONG KONG	590,510	926,834	56.95	3,847,566	7,387,285	92.00
KOREA, REPUBLIC OF	404,591	809,449	100.07	848,228	931,859	9.86
TAIWAN	970,111	1,643,713	69.44	1,220,334	2,810,369	130.30
CHINA	271,973	670,640	146.58	608,048	2,682,126	341.10
MACAU	7,635	65	-99.15	15,348	52,544	242.35
PAPUA NEW GUINEA	223,577	275,517	23.23	593,840	1,226,760	106.58
THAILAND	1,082,764	1,119,142	3.36	1,950,501	2,536,047	30.02
SINGAPORE	1,228,540	1,444,363	17.57	8,492,524	13,468,532	58.59
PHILIPPINES	3,635,917	4,602,239	26.58	5,119,194	9,340,422	82.46
MALAYSIA	4,120,810	7,179,813	74.23	4,916,762	9,817,150	99.67
MYANMAR (FORM. BURMA)	4,692	17,722	277.71	11,884	26,201	120.47
CAMBODIA	3,490	37,898	985.90	98,561	203,110	106.08
BRUNEI DARUSSALAM	282,098	287,398	1.88	362,563	552,892	52.50
LAO PEOPLE'S DEMOCRATIC RE	6,000	0	-100.00	17,025	0	-100.00
VIET NAM	534,507	1,978,137	270.09	1,695,429	4,866,316	187.03
MALDIVES	90,019	56,547	-37.18	210,509	84,578	-59.82
INDIA	118,004	238,731	102.31	191,283	333,126	74.15
PAKISTAN	81,667	261,908	220.70	281,494	408,942	45.28
BANGLADESH	7,780	38,736	397.89	21,521	102,130	374.56
SRI LANKA	10,090	18,218	80.56	12,523	22,247	77.65
IRAN (ISLAMIC REPUBLIC OF)	13,112	0	-100.00	40,748	0	-100.00
SAUDI ARABIA	954,349	1,434,750	50.34	2,798,223	4,051,367	44.78
ISRAEL	82,680	94,835	14.70	124,355	171,202	37.67
KUWAIT	22,177	80,005	260.76	49,555	98,239	98.24
JORDAN	156,543	194,968	24.55	381,745	517,654	35.60
LEBANON	68,427	36,137	-47.19	158,461	78,944	-50.18
YEMEN	23,661	73,469	210.51	74,419	151,552	103.65
OMAN	0	5,269	-	0	13,564	-
SYRIA ARAB REPUBLIC	18,000	47,134	161.86	3,330	51,850	1,457.06
TURKEY	0	92,072	-	0	125,326	-
UNITED ARAB EMIRATES	459,495	351,626	-23.48	814,679	809,662	-0.62
QATAR	36,386	17,229	-52.65	72,173	21,697	-69.94
BAHRAIN	16,483	94,575	473.77	54,659	203,542	272.39
CYPRUS	11,889	0	-100.00	18,075	0	-100.00
EGYPT	32,821	33,175	1.08	62,740	78,148	24.56
LIBYAN ARAB JAMAHIRIYA	0	12,098	-	0	38,185	-
ALGERIA	0	21,746	-	0	12,000	-
ERITREA	0	9,540	-	0	39,750	-
MADAGASCAR	9,501	55,561	484.79	18,076	61,819	241.99
KENYA	51,131	71,488	39.81	97,744	118,282	21.01
REUNION	0	4,997	-	0	6,247	-
TOGO	0	39	-	0	78	-
GHANA	56,521	66,039	16.84	104,670	133,805	27.84
ANGOLA	13,734	47,173	243.48	28,328	84,080	196.81

TABEL 5. PERKEMBANGAN EKSPOR INDONESIA MENURUT KOMODITI DAN NEGARA TUJUAN

JENIS BARANG	BERAT BERSIH (KG)		PERUB	NILAI FOB (US \$)		PERUB
	JAN-JAN 2009	JAN-JAN 2010	%	JAN-JAN 2009	JAN-JAN 2010	%
(1)	(2)	(3)	(4)	(5)	(6)	(7)
CONGO	0	17	-	0	20	-
CAMEROON	0	4,446	-	0	14,146	-
NIGERIA	678,448	222,043	-67.27	1,434,266	1,187,086	-17.23
COTE D'IVOIRE	0	28	-	0	35	-
MALI	391	7,547	1,830.18	775	92,070	11,780.00
BENIN	0	28,038	-	0	48,387	-
GAMBIA	1,715	22,128	1,190.26	3,826	92,200	2,309.83
SEYCHELLES	4,617	5,937	28.59	12,159	8,475	-30.30
SOUTH AFRICA	47,989	267,691	457.82	137,057	428,070	212.33
MAURITIUS	41,880	88,722	111.85	77,016	159,758	107.43
AUSTRALIA	1,299,463	1,179,369	-9.24	2,263,648	2,406,921	6.33
NEW ZEALAND	354,083	242,615	-31.48	672,334	473,871	-29.52
MICRONESIA, FEDERATED STAT	10,233	0	-100.00	22,775	0	-100.00
GUAM	0	2,809	-	0	29,750	-
NEW CALEDONIA	18,793	19,098	1.62	39,993	30,682	-23.28
NORTHERN MARIANA ISLANDS	0	4,306	-	0	15,164	-
VANUATU	4,958	3,594	-27.51	7,398	5,037	-31.91
AMERICAN SAMOA	13,584	0	-100.00	18,112	0	-100.00
FIJI	64,754	30,399	-53.05	122,790	73,724	-39.96
KIRIBATI	7,488	0	-100.00	17,030	0	-100.00
SAMOA	11,682	22,321	91.07	26,494	47,629	79.77
SOLOMON ISLANDS	44,341	58,626	32.22	63,558	134,209	111.16
TONGA	41,870	6,630	-84.17	46,221	16,198	-64.96
TUVALU	1,788	0	-100.00	2,670	0	-100.00
EAST TIMOR	1,350,569	1,117,945	-17.22	1,585,638	1,096,886	-30.82
UNITED STATES	2,033,575	1,790,810	-11.94	3,045,630	4,079,574	33.95
CANADA	135,672	22,123	-83.69	140,678	236,961	68.44
MEXICO	82,230	44,031	-46.45	172,758	81,114	-53.05
SURINAME	21,440	13,187	-38.49	23,560	23,640	0.34
VENEZUELA	0	9,060	-	0	33,975	-
ARGENTINA	4,337	0	-100.00	3,105	0	-100.00
BRAZIL	72,999	61,000	-16.44	25,260	36,279	43.62
PUERTO RICO	31,036	72,900	134.89	85,401	82,397	-3.52
DOMINICAN REPUBLIC	18,000	72,000	300.00	3,330	20,100	503.60
FRENCH POLYNESIA	0	9,398	-	0	13,633	-
UNITED KINGDOM	93,065	139,426	49.82	333,209	379,355	13.85
NETHERLANDS	1,245,741	1,189,427	-4.52	1,253,800	1,471,440	17.36
FRANCE	5,051	2,773	-45.10	10,401	6,491	-37.59
GERMANY, FED. REP. OF	111,087	163,754	47.41	299,117	304,620	1.84
AUSTRIA	21,000	1,661	-92.09	174,300	4,028	-97.69
BELGIUM	7,379	67,231	811.11	48,292	124,363	157.52
SWITZERLAND	449	5,995	1,235.19	6,999	9,864	40.93
NORWAY	5,162	4,842	-6.20	16,063	13,604	-15.31
SWEDEN	22,122	0	-100.00	18,900	0	-100.00
FINLAND	50	304,200	608,300.00	4,800	505,287	10,426.81
ITALY	0	48,437	-	0	211,964	-
SPAIN	101,740	180,724	77.63	80,310	202,009	151.54
PORTUGAL	20,350	23,754	16.73	13,228	47,671	260.38
MONTSERRAT	3,130	0	-100.00	4,455	0	-100.00
GREECE	22	0	-100.00	141	0	-100.00
POLAND	0	26,132	-	0	157,559	-
ROMANIA	0	24,998	-	0	3,350	-
BULGARIA	0	19,743	-	0	55,774	-
ARMENIA	0	7,889	-	0	22,713	-
KAZAKHSTAN	8,928	0	-100.00	21,452	0	-100.00
KYRGYZSTAN	3,744	0	-100.00	8,996	0	-100.00
MALTA	29,269	0	-100.00	54,441	0	-100.00
CZECH REPUBLIC	15,085	19,863	31.67	15,886	75,778	377.01
<b>SEMEN</b>	<b>105,405,125</b>	<b>97,907,529</b>	<b>-7.11</b>	<b>5,331,255</b>	<b>3,098,186</b>	<b>-41.89</b>
TAIWAN	1,042,016	420,000	-59.69	82,537	36,699	-55.54
SINGAPORE	137,599	8	-99.99	33,351	25	-99.93
MALAYSIA	0	36,362,908	-	0	1,305,822	-
MYANMAR (FORM. BURMA)	0	67,200	-	0	6,316	-
VIET NAM	0	20,000	-	0	5,040	-
BANGLADESH	0	57,650,149	-	0	1,454,512	-
SRI LANKA	61,258,512	0	-100.00	3,045,217	0	-100.00
MADAGASCAR	26,462,682	0	-100.00	1,248,321	0	-100.00
COMOROS	3,500,812	0	-100.00	192,545	0	-100.00
MAURITIUS	2,500,000	0	-100.00	112,500	0	-100.00
EAST TIMOR	8,503,001	3,386,857	-60.17	480,188	289,524	-39.71
UNITED STATES	0	407	-	0	248	-
FRENCH POLYNESIA	2,000,000	0	-100.00	132,300	0	-100.00
BELGIUM	70	0	-100.00	5	0	-100.00

TABEL 5. PERKEMBANGAN EKSPOR INDONESIA MENURUT KOMODITI DAN NEGARA TUJUAN

JENIS BARANG	BERAT BERSIH (KG)		PERUB	NILAI FOB (US \$)		PERUB
	JAN-JAN 2009	JAN-JAN 2010	%	JAN-JAN 2009	JAN-JAN 2010	%
	(1)	(2)	(3)	(4)	(5)	(6)
SLOVAKIA	433	0	-100.00	4,291	0	-100.00
<b>-DARI ROTAN</b>	<b>270,061</b>	<b>440,323</b>	<b>63.05</b>	<b>1,028,592</b>	<b>1,464,855</b>	<b>42.41</b>
JAPAN	12,672	29,674	134.17	47,006	158,076	236.29
KOREA, REPUBLIC OF	34,885	151,764	335.04	80,028	302,777	278.34
TAIWAN	1,021	229	-77.57	2,118	168	-92.07
MALAYSIA	1,757	0	-100.00	2,211	0	-100.00
MALDIVES	400	0	-100.00	3,025	0	-100.00
INDIA	332	112	-66.27	610	97	-84.10
KUWAIT	0	680	-	0	6,329	-
LEBANON	603	0	-100.00	1,269	0	-100.00
UNITED ARAB EMIRATES	30	704	2,246.67	192	6,556	3,314.58
REUNION	54	0	-100.00	75	0	-100.00
SEYCHELLES	3,400	367	-89.21	6,696	600	-91.04
SOUTH AFRICA	324	845	160.80	509	2,205	333.20
AUSTRALIA	5,349	4,377	-18.17	15,242	9,798	-35.72
NEW ZEALAND	2,148	3,659	70.34	5,961	7,916	32.80
GUAM	0	4	-	0	48	-
UNITED STATES	54,254	50,584	-6.76	389,061	331,172	-14.88
CANADA	5,055	6,119	21.05	24,159	12,644	-47.66
GUATEMALA	184	416	126.09	396	855	115.91
CHILE	0	45	-	0	272	-
FRENCH POLYNESIA	1,291	7	-99.46	1,942	18	-99.07
GUADELOUPE	298	0	-100.00	255	0	-100.00
UNITED KINGDOM	5,177	1,761	-65.98	36,214	11,507	-68.22
NETHERLANDS	68,765	117,485	70.85	192,859	379,425	96.74
FRANCE	5,907	5,845	-1.05	22,726	14,061	-38.13
GERMANY, FED. REP. OF	22,392	10,746	-52.01	64,646	25,489	-60.57
BELGIUM	16,880	42,547	152.06	39,050	134,205	243.67
SWITZERLAND	995	0	-100.00	4,600	0	-100.00
DENMARK	1,806	3,150	74.42	7,139	3,957	-44.57
SWEDEN	2,145	1,262	-41.17	21,264	5,582	-73.75
FINLAND	1,821	3,200	75.73	4,301	42,198	881.12
ITALY	2,424	54	-97.77	7,526	37	-99.51
SPAIN	7,391	4,504	-39.06	33,328	8,204	-75.38
PORTUGAL	1,039	0	-100.00	275	0	-100.00
GREECE	7,045	122	-98.27	6,617	441	-93.34
BULGARIA	519	0	-100.00	887	0	-100.00
KAZAKHSTAN	1,057	0	-100.00	3,906	0	-100.00
SLOVENIA	134	0	-100.00	531	0	-100.00
CZECH REPUBLIC	507	0	-100.00	1,968	0	-100.00
RUSSIA FEDERATION	0	61	-	0	218	-
<b>-DARI BAHAN LAINNYA</b>	<b>635,026</b>	<b>770,584</b>	<b>21.35</b>	<b>2,525,541</b>	<b>2,240,212</b>	<b>-11.30</b>
JAPAN	37,727	65,943	74.79	180,981	187,289	3.49
HONG KONG	289	31	-89.27	1,070	227	-78.79
KOREA, REPUBLIC OF	480	7,811	1,527.29	4,035	9,409	133.18
TAIWAN	36,097	79,368	119.87	19,169	33,661	75.60
CHINA	2,501	14	-99.44	6,023	18	-99.70
THAILAND	1,343	899	-33.06	2,122	15,372	624.41
SINGAPORE	1,642	9,171	458.53	6,102	74,713	1,124.40
MALAYSIA	31,362	32,696	4.25	14,360	22,841	59.06
BRUNEI DARUSSALAM	14	463	3,207.14	15	549	3,560.00
MALDIVES	2,548	1,169	-54.12	17,435	4,549	-73.91
INDIA	85	292	243.53	188	331	76.06
IRAN (ISLAMIC REPUBLIC OF)	2,583	5,580	116.03	10,664	14,610	37.00
SAUDI ARABIA	160	0	-100.00	985	0	-100.00
ISRAEL	1,611	555	-65.55	959	1,470	53.28
KUWAIT	309	514	66.34	3,788	3,284	-13.31
JORDAN	120	1,055	779.17	217	792	264.98
LEBANON	425	0	-100.00	729	0	-100.00
TURKEY	817	1,843	125.58	1,798	4,555	153.34
UNITED ARAB EMIRATES	130	270	107.69	507	987	94.67
CYPRUS	5,252	0	-100.00	14,599	0	-100.00
EGYPT	0	145	-	0	81	-
TUNISIA	932	24,691	2,549.25	8,553	55,784	552.22
ALGERIA	30	0	-100.00	16	0	-100.00
TANZANIA, UNITED REPUBLIC OF	406	0	-100.00	1,844	0	-100.00
MADAGASCAR	307	0	-100.00	1,013	0	-100.00
KENYA	253	0	-100.00	2,065	0	-100.00
REUNION	5,383	75	-98.61	10,413	92	-99.12
MOZAMBIQUE	2,807	0	-100.00	3,071	0	-100.00
NIGERIA	1	0	-100.00	1	0	-100.00
GABON	37	0	-100.00	2,485	0	-100.00



TABEL 5. PERKEMBANGAN EKSPOR INDONESIA MENURUT KOMODITI DAN NEGARA TUJUAN

JENIS BARANG	BERAT BERSIH (KG)		PERUB	NILAI FOB (US \$)		PERUB
	JAN-JAN 2009	JAN-JAN 2010	%	JAN-JAN 2009	JAN-JAN 2010	%
(1)	(2)	(3)	(4)	(5)	(6)	(7)
SENEGAL	3,938	0	-100.00	2,052	0	-100.00
SEYCHELLES	10,496	3,434	-67.28	3,266	8,612	163.69
DJIBOUTI	2,115	0	-100.00	5,635	0	-100.00
SOUTH AFRICA	7,653	2,590	-66.16	18,437	5,441	-70.49
MAURITIUS	1,185	931	-21.43	3,238	1,347	-58.40
AUSTRALIA	40,559	67,193	65.67	59,745	100,325	67.92
NEW ZEALAND	2,176	1,111	-48.94	10,106	2,256	-77.68
GUAM	279	210	-24.73	1,664	2,370	42.43
NEW CALEDONIA	1,282	799	-37.68	1,706	1,466	-14.07
VANUATU	848	560	-33.96	595	207	-65.21
WALLIS AND FUTUNA ISLANDS	0	411	-	0	903	-
COOK ISLANDS	0	1,788	-	0	4,168	-
FIJI	0	165	-	0	934	-
EAST TIMOR	260	521	100.38	256	449	75.39
UNITED STATES	110,329	168,832	53.03	1,052,328	874,017	-16.94
CANADA	20,661	12,913	-37.50	99,414	35,385	-64.41
MEXICO	1,346	1,946	44.58	3,982	11,438	187.24
HONDURAS	1,100	0	-100.00	3,852	0	-100.00
NICARAGUA	0	142	-	0	317	-
PANAMA	0	172	-	0	238	-
CHILE	333	52	-84.38	913	355	-61.12
VENEZUELA	0	36	-	0	32	-
ARGENTINA	1,800	9,503	427.94	3,123	8,724	179.35
BRAZIL	13,113	33,348	154.31	42,452	45,524	7.24
COLOMBIA	1,643	306	-81.38	2,959	699	-76.38
BAHAMAS	0	532	-	0	2,631	-
JAMAICA	0	1,558	-	0	2,777	-
PUERTO RICO	0	7	-	0	116	-
DOMINICAN REPUBLIC	0	1,574	-	0	3,147	-
COSTA RICA	2,369	0	-100.00	2,430	0	-100.00
HAITI	62	0	-100.00	119	0	-100.00
BARBADOS	0	16	-	0	185	-
ARUBA	10	0	-100.00	20	0	-100.00
CAYMAN ISLANDS	0	2,699	-	0	2,919	-
DOMINICA	0	1,241	-	0	2,163	-
FRENCH GUIANA	0	442	-	0	292	-
FRENCH POLYNESIA	1,768	2,865	62.05	2,543	3,815	50.02
MARTINIQUE	1,210	724	-40.17	3,081	2,703	-12.27
NETHERLANDS ANTILLES	14	2	-85.71	136	468	244.12
GUADELOUPE	2,370	868	-63.38	3,666	1,779	-51.47
UNITED KINGDOM	17,416	44,014	152.72	55,725	148,292	166.11
NETHERLANDS	36,040	11,616	-67.77	108,385	19,957	-81.59
FRANCE	44,504	47,163	5.97	105,459	111,984	6.19
GERMANY, FED. REP. OF	18,676	12,644	-32.30	59,754	70,110	17.33
AUSTRIA	1,589	590	-62.87	4,968	4,812	-3.14
BELGIUM	17,291	7,991	-53.79	44,130	13,743	-68.86
SWITZERLAND	3,490	3,974	13.87	17,072	5,549	-67.50
DENMARK	3,908	780	-80.04	4,735	6,146	29.80
NORWAY	666	2	-99.70	12,045	3	-99.98
SWEDEN	3,717	1,419	-61.82	5,113	3,298	-35.50
FINLAND	2,583	0	-100.00	10,540	0	-100.00
IRELAND	0	2,212	-	0	3,062	-
ITALY	37,494	21,761	-41.96	170,143	115,341	-32.21
SPAIN	42,200	34,133	-19.12	143,155	104,324	-27.13
PORTUGAL	3,029	4,330	42.95	9,731	11,197	15.07
GREECE	4,710	7,124	51.25	13,881	19,429	39.97
HUNGARY	20,788	383	-98.16	74,316	466	-99.37
POLAND	7,528	15,511	106.04	33,189	37,148	11.93
ROMANIA	1,054	62	-94.12	4,232	96	-97.73
BULGARIA	250	0	-100.00	428	0	-100.00
YUGOSLAVIA	580	0	-100.00	488	0	-100.00
ALBANIA	1,431	0	-100.00	620	0	-100.00
CROATIA	173	706	308.09	497	420	-15.49
CZECH REPUBLIC	635	1,475	132.28	1,367	4,100	199.93
RUSSIA FEDERATION	704	618	-12.22	2,643	1,919	-27.39
<b>-DARI ROTAN</b>	<b>8,819,442</b>	<b>9,662,322</b>	<b>9.56</b>	<b>21,110,268</b>	<b>23,430,839</b>	<b>10.99</b>
JAPAN	875,913	939,462	7.26	2,709,649	2,706,971	-0.10
HONG KONG	3,996	28,292	608.01	36,853	77,768	111.02
KOREA, REPUBLIC OF	42,213	172,733	309.19	63,559	322,400	407.25
TAIWAN	50,190	117,575	134.26	100,892	227,558	125.55
CHINA	9,342	15,012	60.69	48,433	34,968	-27.80
PAPUA NEW GUINEA	364	0	-100.00	12,292	0	-100.00
THAILAND	34,349	14,697	-57.21	58,649	35,931	-38.74

TABEL 5. PERKEMBANGAN EKSPOR INDONESIA MENURUT KOMODITI DAN NEGARA TUJUAN

JENIS BARANG	BERAT BERSIH (KG)		PERUB	NILAI FOB (US \$)		PERUB
	JAN-JAN 2009	JAN-JAN 2010	%	JAN-JAN 2009	JAN-JAN 2010	%
(1)	(2)	(3)	(4)	(5)	(6)	(7)
SINGAPORE	53,039	55,580	4.79	202,300	310,406	53.44
PHILIPPINES	2,433	5,340	119.48	10,859	24,971	129.96
MALAYSIA	537,683	395,780	-26.39	277,287	371,170	33.86
CAMBODIA	0	30,500	-	0	180,000	-
BRUNEI DARUSSALAM	6,073	0	-100.00	10,037	0	-100.00
VIET NAM	15,948	79,593	399.08	126,124	384,234	204.65
MALDIVES	10,951	30,677	180.13	59,195	67,408	13.87
INDIA	22,113	10,086	-54.39	39,125	74,332	89.99
BANGLADESH	399	0	-100.00	5,207	0	-100.00
SRI LANKA	1,988	22	-98.89	6,522	85	-98.70
IRAN (ISLAMIC REPUBLIC OF)	1,273	2,429	90.81	11,358	13,949	22.81
SAUDI ARABIA	29,891	16,235	-45.69	52,708	28,976	-45.03
ISRAEL	14,842	15,804	6.48	32,337	43,582	34.77
KUWAIT	41,922	3,140	-92.51	43,856	8,490	-80.64
JORDAN	247	0	-100.00	1,731	0	-100.00
LEBANON	26,461	25,361	-4.16	78,954	50,096	-36.55
SYRIA ARAB REPUBLIC	9,529	0	-100.00	23,772	0	-100.00
TURKEY	134,204	43,592	-67.52	238,536	135,853	-43.05
UNITED ARAB EMIRATES	53,375	49,072	-8.06	166,220	141,091	-15.12
QATAR	17,486	0	-100.00	160,821	0	-100.00
BAHRAIN	463	390	-15.77	1,110	260	-76.58
CYPRUS	9,005	5,764	-35.99	33,705	11,380	-66.24
EGYPT	20,514	12,455	-39.29	27,759	28,869	4.00
LIBYAN ARAB JAMAHIRIYA	0	235	-	0	989	-
MOROCCO	15,863	1,452	-90.85	45,795	11,940	-73.93
TUNISIA	0	5,515	-	0	26,218	-
SUDAN	4,450	0	-100.00	5,500	0	-100.00
NAMIBIA	3,289	5,190	57.80	13,076	13,468	3.00
TANZANIA, UNITED REPUBLIC OF	0	7,500	-	0	31,804	-
MADAGASCAR	171	1,142	567.84	78	6,318	8,000.00
KENYA	0	571	-	0	5,934	-
REUNION	50,088	34,254	-31.61	126,767	62,178	-50.95
MOZAMBIQUE	26,129	0	-100.00	57,059	0	-100.00
TOGO	0	132	-	0	252	-
GABON	0	4,364	-	0	17,611	-
COTE D'IVOIRE	18,707	0	-100.00	19,070	0	-100.00
SENEGAL	0	2,029	-	0	32,026	-
SEYCHELLES	4,113	6,255	52.08	2,646	76,054	2,774.30
DJIBOUTI	0	1,679	-	0	5,808	-
SOUTH AFRICA	29,664	96,060	223.83	93,724	237,018	152.89
MAURITIUS	6,248	14,392	130.35	20,488	23,219	13.33
AUSTRALIA	282,933	275,598	-2.59	684,335	589,630	-13.84
NEW ZEALAND	19,241	9,580	-50.21	37,752	26,288	-30.37
GUAM	0	6,763	-	0	15,975	-
NEW CALEDONIA	7,618	28,453	273.50	11,962	97,148	712.14
WALLIS AND FUTUNA ISLANDS	2,756	0	-100.00	4,135	0	-100.00
EAST TIMOR	27,293	36,063	32.13	18,000	45,441	152.45
UNITED STATES	443,313	911,857	105.69	1,696,412	3,235,045	90.70
CANADA	33,625	83,272	147.65	103,397	298,755	188.94
MEXICO	48,334	41,758	-13.61	106,817	128,929	20.70
GUATEMALA	4,035	0	-100.00	13,724	0	-100.00
PANAMA	1,330	3,557	167.44	2,898	22,548	678.05
SURINAME	7,850	0	-100.00	14,413	0	-100.00
CHILE	0	6,323	-	0	36,119	-
VENEZUELA	108	1,125	941.67	273	3,811	1,295.97
ARGENTINA	20,657	5,814	-71.85	44,212	14,790	-66.55
BRAZIL	3,828	13,668	257.05	17,974	57,022	217.25
ECUADOR	4,048	0	-100.00	8,028	0	-100.00
PERU	2,551	0	-100.00	5,999	0	-100.00
TRINIDAD AND TOBAGO	7,760	4,838	-37.65	21,524	18,574	-13.71
PUERTO RICO	4,160	0	-100.00	8,722	0	-100.00
BELIZE	0	4,632	-	0	9,649	-
DOMINICAN REPUBLIC	10,923	397	-96.37	56,405	2,040	-96.38
COSTA RICA	8,096	0	-100.00	26,611	0	-100.00
CAYMAN ISLANDS	0	3,872	-	0	4,190	-
FRENCH GUIANA	10,660	14,002	31.35	23,803	34,345	44.29
FRENCH POLYNESIA	11,345	28,964	155.30	23,033	34,720	50.74
MARTINIQUE	5,000	11,937	138.74	16,457	25,726	56.32
NETHERLANDS ANTILLES	0	7,541	-	0	31,959	-
GUADELOUPE	11,835	20,324	71.73	29,909	47,187	57.77
UNITED KINGDOM	1,671,590	2,180,801	30.46	1,004,625	1,876,440	86.78
NETHERLANDS	533,422	617,750	15.81	1,584,190	1,706,536	7.72
FRANCE	334,670	324,519	-3.03	974,736	804,441	-17.47
GERMANY, FED. REP. OF	1,222,128	1,119,416	-8.40	3,891,947	3,408,678	-12.42

TABEL 5. PERKEMBANGAN EKSPOR INDONESIA MENURUT KOMODITI DAN NEGARA TUJUAN

JENIS BARANG	BERAT BERSIH (KG)		PERUB	NILAI FOB (US \$)		PERUB
	JAN-JAN 2009	JAN-JAN 2010	%	JAN-JAN 2009	JAN-JAN 2010	%
(1)	(2)	(3)	(4)	(5)	(6)	(7)
AUSTRIA	332	6,838	1,959.64	901	11,240	1,147.50
BELGIUM	309,039	315,121	1.97	980,016	1,090,741	11.30
SWITZERLAND	4,144	13,401	223.38	17,239	26,860	55.81
DENMARK	23,720	37,031	56.12	82,605	150,932	82.72
NORWAY	17,635	91,690	419.93	105,255	427,804	306.45
SWEDEN	26,779	61,606	130.05	159,088	156,981	-1.32
FINLAND	48,908	38,038	-22.23	111,054	101,131	-8.94
IRELAND	65,480	8,157	-87.54	99,999	9,398	-90.60
ITALY	602,966	483,264	-19.85	1,704,408	1,413,972	-17.04
SPAIN	254,359	186,636	-26.62	908,047	457,789	-49.59
PORTUGAL	41,759	48,439	16.00	128,300	128,144	-0.12
GREECE	171,735	44,215	-74.25	413,501	131,521	-68.19
HUNGARY	7,118	6,624	-6.94	15,524	34,254	120.65
POLAND	79,277	80,090	1.03	289,100	222,178	-23.15
ROMANIA	21,322	25,401	19.13	59,884	67,837	13.28
BULGARIA	44,914	10,950	-75.62	78,944	10,134	-87.16
YUGOSLAVIA	5,369	0	-100.00	20,697	0	-100.00
ALBANIA	554	0	-100.00	240	0	-100.00
KAZAKHSTAN	2,580	0	-100.00	9,537	0	-100.00
UKRAINE	16,081	33,053	105.54	33,163	91,500	175.91
LITHUANIA	2,336	0	-100.00	9,107	0	-100.00
LATVIA	3,722	5,489	47.47	17,815	14,750	-17.20
ESTONIA	0	5,165	-	0	15,824	-
GEORGIA	0	2,999	-	0	5,603	-
CROATIA	36,454	28,217	-22.60	115,978	83,940	-27.62
MALTA	134	3,300	2,362.69	222	6,293	2,734.68
SLOVAKIA	13,688	5,230	-61.79	2,000	11,907	495.35
SLOVENIA	15,715	17,110	8.88	56,472	51,214	-9.31
CZECH REPUBLIC	16,811	3,033	-81.96	31,321	7,551	-75.89
RUSSIA FEDERATION	60,474	88,040	45.58	203,505	293,770	44.36
<b>-DARI BAHAN LAINNYA</b>	<b>42,364,481</b>	<b>95,139,325</b>	<b>124.57</b>	<b>110,812,360</b>	<b>263,400,719</b>	<b>137.70</b>
JAPAN	7,333,068	9,436,030	28.68	14,264,875	17,243,342	20.88
HONG KONG	33,074	48,984	48.10	144,709	130,377	-9.90
KOREA, REPUBLIC OF	704,141	1,257,297	78.56	1,212,426	2,239,781	84.74
TAIWAN	376,820	831,900	120.77	745,452	1,951,136	161.74
CHINA	151,735	426,683	181.20	258,161	899,736	248.52
THAILAND	149,238	30,868	-79.32	115,475	68,566	-40.62
SINGAPORE	422,731	439,564	3.98	1,010,364	1,120,623	10.91
PHILIPPINES	97,390	161,533	65.86	64,663	160,852	148.75
MALAYSIA	1,073,336	1,236,983	15.25	1,388,543	2,284,865	64.55
CAMBODIA	877	0	-100.00	1,234	0	-100.00
BRUNEI DARUSSALAM	13,028	18,782	44.17	49,356	30,034	-39.15
VIET NAM	7,051	5,903	-16.28	17,541	10,121	-42.30
MALDIVES	229,971	38,383	-83.31	264,186	220,600	-16.50
INDIA	104,574	129,375	23.72	163,329	227,320	39.18
PAKISTAN	0	4,701	-	0	22,413	-
SRI LANKA	9,475	25,572	169.89	28,742	35,651	24.04
IRAN (ISLAMIC REPUBLIC OF)	28,525	25,019	-12.29	61,757	33,927	-45.06
SAUDI ARABIA	278,685	38,988	-86.01	305,088	91,199	-70.11
ISRAEL	67,969	98,182	44.45	103,886	195,258	87.95
KUWAIT	164,144	262,728	60.06	186,092	376,639	102.39
JORDAN	18,434	6,105	-66.88	74,902	7,630	-89.81
LEBANON	30,843	37,794	22.54	107,316	85,469	-20.36
YEMEN	17,694	43,727	147.13	24,175	40,624	68.04
OMAN	44,460	25,367	-42.94	64,132	50,859	-20.70
SYRIA ARAB REPUBLIC	0	1,982	-	0	23,379	-
TURKEY	207,580	192,279	-7.37	885,220	777,356	-12.18
UNITED ARAB EMIRATES	2,905,795	1,928,677	-33.63	2,245,007	1,923,162	-14.34
QATAR	35,492	24,892	-29.87	60,121	53,863	-10.41
BAHRAIN	41,250	7,721	-81.28	77,441	16,503	-78.69
CYPRUS	23,723	13,272	-44.05	108,659	44,228	-59.30
EGYPT	20,223	64,903	220.94	41,034	122,012	197.34
LIBYAN ARAB JAMAHIRIYA	52,020	79,971	53.73	32,368	78,331	142.00
MOROCCO	34,928	23,766	-31.96	63,401	106,397	67.82
TUNISIA	4,288	8,574	99.95	61,712	40,947	-33.65
ALGERIA	5,367	2,029	-62.19	27,465	3,928	-85.70
NAMIBIA	19,865	4,123	-79.24	29,239	3,925	-86.58
TANZANIA, UNITED REPUBLIC OF	78,715	49,860	-36.66	70,514	33,332	-52.73
MADAGASCAR	9,301	2,851	-69.35	5,903	4,697	-20.43
KENYA	66,509	31,175	-53.13	70,179	25,669	-63.42
REUNION	77,251	117,170	51.67	150,429	187,773	24.83
MOZAMBIQUE	18,645	2,108	-88.69	52,115	7,567	-85.48
GHANA	51,838	0	-100.00	94,670	0	-100.00

TABEL 5. PERKEMBANGAN EKSPOR INDONESIA MENURUT KOMODITI DAN NEGARA TUJUAN

JENIS BARANG	BERAT BERSIH (KG)		PERUB	NILAI FOB (US \$)		PERUB
	JAN-JAN 2009	JAN-JAN 2010	%	JAN-JAN 2009	JAN-JAN 2010	%
(1)	(2)	(3)	(4)	(5)	(6)	(7)
ANGOLA	274,031	85,321	-68.86	294,573	67,356	-77.13
CAMEROON	0	53	-	0	153	-
GABON	4,400	0	-100.00	8,411	0	-100.00
SENEGAL	4,160	4,226	1.59	2,168	43,530	1,907.84
BENIN	173,453	0	-100.00	215,975	0	-100.00
U.S. VIRGIN ISLANDS	6,813	0	-100.00	30,129	0	-100.00
SEYCHELLES	21,069	12,789	-39.30	51,173	43,365	-15.26
UGANDA	0	4,484	-	0	12,612	-
DJIBOUTI	164,638	74,100	-54.99	95,182	23,825	-74.97
SOUTH AFRICA	168,327	302,466	79.69	351,276	504,013	43.48
ZAMBIA	10,525	0	-100.00	10,010	0	-100.00
MAURITIUS	37,367	35,493	-5.02	154,480	108,196	-29.96
RWANDA	39,382	0	-100.00	49,092	0	-100.00
AUSTRALIA	1,307,304	1,852,287	41.69	2,632,353	3,868,197	46.95
NEW ZEALAND	93,360	144,738	55.03	187,165	233,528	24.77
GUAM	0	5	-	0	60	-
NEW CALEDONIA	29,934	51,223	71.12	44,911	126,264	181.14
VANUATU	4,509	2,482	-44.95	3,635	918	-74.75
WALLIS AND FUTUNA ISLANDS	8,783	7,483	-14.80	11,500	9,912	-13.81
COOK ISLANDS	0	9,157	-	0	21,339	-
FIJI	66,983	21,783	-67.48	480,022	23,921	-95.02
TONGA	0	4,073	-	0	8,009	-
EAST TIMOR	1,181	59,856	4,968.25	1,092	25,456	2,231.14
UNITED STATES	10,814,179	12,675,795	17.21	36,833,081	40,939,913	11.15
CANADA	639,567	780,874	22.09	2,073,460	2,439,155	17.64
MEXICO	21,851	66,419	203.96	91,469	220,981	141.59
GUATEMALA	2,202	19,656	792.64	19,940	47,043	135.92
NICARAGUA	0	1,355	-	0	2,968	-
PANAMA	23,789	15,263	-35.84	25,254	24,522	-2.90
CHILE	523	16,223	3,001.91	1,768	25,079	1,318.50
VENEZUELA	3,699	0	-100.00	9,522	0	-100.00
ARGENTINA	34,729	140,160	303.58	106,955	194,331	81.69
BRAZIL	24,015	12,399	-48.37	39,137	35,586	-9.07
COLOMBIA	10,721	3,382	-68.45	20,123	4,396	-78.15
URUGUAY	7,261	3,249	-55.25	6,333	18,118	186.09
PERU	894	6,549	632.55	1,050	20,122	1,816.38
BAHAMAS	3,350	0	-100.00	16,123	0	-100.00
JAMAICA	12,684	15,399	21.40	11,308	53,071	369.32
PUERTO RICO	92,991	34,183	-63.24	194,360	90,027	-53.68
DOMINICAN REPUBLIC	20,714	51,224	147.29	51,576	85,372	65.53
COSTA RICA	7,606	15,551	104.46	8,259	29,435	256.40
HAITI	4,102	0	-100.00	14,815	0	-100.00
ANTIGUA AND BARBUDA	18,000	0	-100.00	26,039	0	-100.00
ANGUILLA	0	615	-	0	1,949	-
ARUBA	16,752	8,083	-51.75	44,118	11,780	-73.30
CAYMAN ISLANDS	7,431	0	-100.00	11,391	0	-100.00
DOMINICA	3,510	1,945	-44.59	11,854	3,387	-71.43
FRENCH GUIANA	0	16,414	-	0	28,903	-
FRENCH POLYNESIA	50,533	36,307	-28.15	116,443	81,565	-29.95
GRENADA	8,000	0	-100.00	27,756	0	-100.00
MARTINIQUE	17,131	31,427	83.45	27,883	73,673	164.22
NETHERLANDS ANTILLES	21,669	0	-100.00	59,237	0	-100.00
TURKS AND CAICOS ISLANDS	3,000	0	-100.00	4,500	0	-100.00
GUADELOUPE	8,662	65,193	652.63	15,222	123,803	713.32
UNITED KINGDOM	1,691,685	14,060,705	731.17	4,442,301	52,997,118	1,093.01
NETHERLANDS	2,427,959	3,197,203	31.68	8,069,537	9,728,376	20.56
FRANCE	2,289,422	36,133,308	1,478.27	7,630,323	95,941,525	1,157.37
GERMANY, FED. REP. OF	1,674,258	1,948,052	16.35	5,669,601	5,739,635	1.24
AUSTRIA	24,834	38,953	56.85	110,826	164,593	48.51
BELGIUM	1,309,261	1,699,580	29.81	4,274,466	5,853,796	36.95
SWITZERLAND	28,136	130,820	364.96	222,680	316,894	42.31
DENMARK	271,584	363,187	33.73	1,161,900	1,421,159	22.31
NORWAY	137,369	79,730	-41.96	401,011	263,711	-34.24
SWEDEN	246,695	337,132	36.66	733,657	1,062,516	44.82
FINLAND	59,379	89,692	51.05	163,766	447,223	173.09
IRELAND	73,904	82,184	11.20	218,471	258,694	18.41
ITALY	1,181,319	1,057,455	-10.49	4,247,225	3,637,604	-14.35
SPAIN	830,215	1,104,925	33.09	2,262,926	2,670,303	18.00
PORTUGAL	209,807	129,837	-38.12	321,173	215,856	-32.79
GREECE	136,843	181,298	32.49	333,353	408,976	22.69
DEMOCRATIC REPUBLIC OF THE	3,391	63,180	1,763.17	4,473	95,797	2,041.67
HUNGARY	177	10,732	5,963.28	273	17,913	6,461.54
POLAND	133,482	85,358	-36.05	361,653	206,013	-43.04
ROMANIA	0	4,242	-	0	26,624	-

TABEL 5. PERKEMBANGAN EKSPOR INDONESIA MENURUT KOMODITI DAN NEGARA TUJUAN

JENIS BARANG	BERAT BERSIH (KG)		PERUB	NILAI FOB (US \$)		PERUB
	JAN-JAN 2009	JAN-JAN 2010	%	JAN-JAN 2009	JAN-JAN 2010	%
(1)	(2)	(3)	(4)	(5)	(6)	(7)
BULGARIA	2,143	11,880	454.36	4,342	37,440	762.28
YUGOSLAVIA	9,519	0	-100.00	14,246	0	-100.00
ALBANIA	9,512	0	-100.00	4,120	0	-100.00
UKRAINE	25,223	14,638	-41.97	82,282	78,678	-4.38
LITHUANIA	0	6,042	-	0	10,442	-
LATVIA	90,542	124,671	37.69	288,729	175,164	-39.33
ESTONIA	19,955	11,892	-40.41	62,033	29,464	-52.50
GEORGIA	0	5,324	-	0	26,210	-
CROATIA	32,383	21,448	-33.77	86,180	82,555	-4.21
MALTA	11,218	2,498	-77.73	15,742	8,783	-44.21
SLOVAKIA	12,995	31,439	141.93	54,602	83,943	53.74
SLOVENIA	5,076	49,597	877.09	9,710	132,923	1,268.93
CZECH REPUBLIC	30,548	101,686	232.87	96,012	332,532	246.34
RUSSIA FEDERATION	79,810	85,132	6.67	240,743	272,335	13.12
<b>-AN ORGANIK</b>	<b>92,501,233</b>	<b>133,207,405</b>	<b>44.01</b>	<b>16,990,318</b>	<b>36,515,784</b>	<b>114.92</b>
JAPAN	8,096,293	17,573,072	117.05	2,069,145	5,325,964	157.40
HONG KONG	20,443	197,625	866.71	2,787	111,324	3,894.40
KOREA, REPUBLIC OF	31,064,624	50,136,000	61.39	2,690,824	13,683,589	408.53
TAIWAN	10,254,299	25,098,331	144.76	973,445	7,242,363	643.99
CHINA	4,154,227	8,203,861	97.48	586,286	2,335,118	298.29
PAPUA NEW GUINEA	25,000	0	-100.00	4,050	0	-100.00
THAILAND	2,288,927	6,904,195	201.63	427,673	2,049,299	379.17
SINGAPORE	3,105,916	5,489,857	76.75	1,483,561	809,479	-45.44
PHILIPPINES	5,612,265	2,665,602	-52.50	1,340,153	346,277	-74.16
MALAYSIA	2,530,372	6,172,522	143.94	601,663	1,473,055	144.83
BRUNEI DARUSSALAM	3,000,000	0	-100.00	780,525	0	-100.00
VIET NAM	469,229	4,219,733	799.29	197,564	1,348,564	582.60
MALDIVES	9	0	-100.00	2	0	-100.00
INDIA	12,093,230	252,000	-97.92	2,966,902	79,613	-97.32
PAKISTAN	196,800	56,338	-71.37	60,190	29,499	-50.99
BANGLADESH	1,970,462	1,391,510	-29.38	321,709	208,707	-35.13
SRI LANKA	447,600	609,800	36.24	83,130	221,216	166.11
LEBANON	8,500	4,500	-47.06	17,475	10,450	-40.20
BAHRAIN	25,000	290,700	1,062.80	1,800	348,500	19,261.11
TANZANIA, UNITED REPUBLIC OF	42,000	250,000	495.24	19,950	15,960	-20.00
MADAGASCAR	48,999	0	-100.00	6,974	0	-100.00
KENYA	200,000	1,590,000	695.00	14,970	86,846	480.13
NIGERIA	11,091	66,888	503.08	9,750	71,300	631.28
GABON	0	24,000	-	0	3,442	-
COTE D'IVOIRE	0	96,000	-	0	13,757	-
SOUTH AFRICA	0	48,720	-	0	62,909	-
MAURITIUS	5,144	195,599	3,702.47	2,928	25,597	774.21
AUSTRALIA	5,959,444	538,116	-90.97	2,076,121	225,496	-89.14
NEW ZEALAND	132,180	21,000	-84.11	97,302	3,777	-96.12
NEW CALEDONIA	8	0	-100.00	145	0	-100.00
FIJI	25,000	0	-100.00	4,050	0	-100.00
EAST TIMOR	5,884	4,301	-26.90	4,438	2,008	-54.75
UNITED STATES	120,019	500,332	316.88	42,966	105,886	146.44
CANADA	0	15,000	-	0	14,175	-
MEXICO	5,250	105,000	1,900.00	4,167	93,778	2,150.49
UNITED KINGDOM	541,018	61,018	-88.72	69,065	24,890	-63.96
NETHERLANDS	0	44,000	-	0	17,380	-
FRANCE	0	43,000	-	0	17,527	-
GERMANY, FED. REP. OF	0	80,721	-	0	18,912	-
BELGIUM	0	22,000	-	0	8,272	-
FINLAND	0	40,000	-	0	7,980	-
ITALY	22,000	112,000	409.09	14,300	37,106	159.48
SPAIN	0	84,000	-	0	33,920	-
KAZAKHSTAN	0	64	-	0	1,849	-
SLOVAKIA	20,000	0	-100.00	14,308	0	-100.00
<b>-ORGANIK</b>	<b>159,006,449</b>	<b>232,454,960</b>	<b>46.19</b>	<b>90,660,986</b>	<b>227,569,562</b>	<b>151.01</b>
JAPAN	14,745,521	13,535,219	-8.21	9,547,198	11,920,582	24.86
HONG KONG	57,098	271,780	375.99	139,794	552,566	295.27
KOREA, REPUBLIC OF	3,786,701	8,239,344	117.59	3,130,080	7,176,128	129.26
TAIWAN	8,249,282	20,117,678	143.87	1,860,183	16,874,185	807.12
CHINA	58,304,896	62,817,830	7.74	23,627,853	62,035,849	162.55
PAPUA NEW GUINEA	2,012	14,199	605.72	1,194	30,425	2,448.16
THAILAND	26,343,023	11,481,356	-56.42	10,140,705	12,498,436	23.25
SINGAPORE	367,145	22,795,015	6,108.72	1,569,134	22,737,136	1,349.02
PHILIPPINES	3,442,173	6,336,463	84.08	3,103,835	4,829,705	55.60
MALAYSIA	13,702,342	33,736,111	146.21	6,321,630	25,818,590	308.42
MYANMAR (FORM. BURMA)	9,089	594,000	6,435.37	34,226	357,042	943.19

TABEL 5. PERKEMBANGAN EKSPOR INDONESIA MENURUT KOMODITI DAN NEGARA TUJUAN

JENIS BARANG	BERAT BERSIH (KG)		PERUB	NILAI FOB (US \$)		PERUB
	JAN-JAN 2009	JAN-JAN 2010	%	JAN-JAN 2009	JAN-JAN 2010	%
(1)	(2)	(3)	(4)	(5)	(6)	(7)
CAMBODIA	76,000	2,979	-96.08	121,600	21,333	-82.46
BRUNEI DARUSSALAM	0	53	-	0	990	-
VIET NAM	5,291,154	3,783,135	-28.50	3,024,537	3,154,751	4.31
MALDIVES	0	750	-	0	6,697	-
INDIA	3,439,624	18,915,443	449.93	2,963,313	20,682,051	597.94
PAKISTAN	443,516	575,672	29.80	644,292	1,181,347	83.36
BANGLADESH	245,237	366,955	49.63	195,111	386,131	97.90
SRI LANKA	195,857	324,324	65.59	367,339	622,119	69.36
AFGHANISTAN	0	11,487	-	0	31,378	-
IRAN (ISLAMIC REPUBLIC OF)	168,000	598,900	256.49	75,370	645,355	756.25
SAUDI ARABIA	1,017,754	3,258,710	220.19	694,713	3,556,545	411.94
ISRAEL	117,728	175,690	49.23	141,730	281,286	98.47
KUWAIT	2,924	0	-100.00	13,515	0	-100.00
JORDAN	21,600	0	-100.00	12,497	0	-100.00
YEMEN	0	21,215	-	0	18,720	-
OMAN	0	5	-	0	1,921	-
SYRIA ARAB REPUBLIC	301,584	192,499	-36.17	249,633	201,327	-19.35
TURKEY	178,322	171,000	-4.11	161,677	251,245	55.40
UNITED ARAB EMIRATES	72,707	13,750	-81.09	81,068	46,697	-42.40
EGYPT	545,226	1,041,954	91.10	242,064	752,211	210.75
LIBYAN ARAB JAMAHIRIYA	407	9,890	2,329.98	229	12,375	5,303.93
MOROCCO	0	61,000	-	0	96,561	-
ALGERIA	253,500	0	-100.00	121,680	0	-100.00
SUDAN	0	40,000	-	0	22,790	-
TANZANIA, UNITED REPUBLIC OF	103,200	0	-100.00	43,232	0	-100.00
MADAGASCAR	33,269	0	-100.00	53,147	0	-100.00
KENYA	0	95,000	-	0	144,800	-
GHANA	103,175	43,200	-58.13	70,767	17,928	-74.67
ANGOLA	0	648,000	-	0	392,040	-
CAMEROON	183,200	0	-100.00	85,700	0	-100.00
NIGERIA	1,455,078	664,015	-54.37	707,199	355,695	-49.70
COTE D'IVOIRE	24,000	15,000	-37.50	214,229	257,570	20.23
UGANDA	0	200	-	0	21,194	-
SOUTH AFRICA	334,450	932,614	178.85	222,907	777,317	248.72
MALAWI	62,000	40,000	-35.48	32,510	19,400	-40.33
AUSTRALIA	951,503	2,092,695	119.94	961,334	2,535,663	163.77
NEW ZEALAND	246,196	283,954	15.34	234,913	444,527	89.23
NEW CALEDONIA	11	99	800.00	207	57	-72.46
SAMOA	40,000	0	-100.00	16,800	0	-100.00
EAST TIMOR	0	383	-	0	988	-
UNITED STATES	3,085,345	6,239,303	102.22	4,436,387	8,559,293	92.93
CANADA	411,909	446,099	8.30	453,314	430,249	-5.09
MEXICO	94,908	60,400	-36.36	55,683	150,536	170.34
HONDURAS	0	21,600	-	0	10,160	-
NICARAGUA	0	20,000	-	0	10,200	-
CHILE	24,700	44,000	78.14	16,219	28,420	75.23
VENEZUELA	0	4,000	-	0	67,224	-
ARGENTINA	165,998	255,253	53.77	134,577	247,996	84.28
BRAZIL	275,520	689,322	150.19	400,334	907,308	126.64
COLOMBIA	21,600	178,800	727.78	11,692	131,393	1,023.79
URUGUAY	500	16,800	3,260.00	128,250	20,617	-83.92
PERU	20,000	32,400	62.00	40,500	69,050	70.49
JAMAICA	11,999	0	-100.00	14,091	0	-100.00
DOMINICAN REPUBLIC	20,000	21,600	8.00	38,650	8,948	-76.85
UNITED KINGDOM	388,312	558,984	43.95	608,592	618,447	1.62
NETHERLANDS	2,329,024	1,169,168	-49.80	3,806,514	2,165,109	-43.12
FRANCE	201,400	222,906	10.68	137,950	253,871	84.03
GERMANY, FED. REP. OF	1,303,510	1,612,596	23.71	2,188,610	2,531,540	15.67
AUSTRIA	0	10	-	0	1,400	-
BELGIUM	2,243,778	1,311,132	-41.57	3,370,500	2,916,292	-13.48
SWITZERLAND	6,201	331	-94.66	70,122	2,342	-96.66
DENMARK	150,470	231,460	53.82	115,677	173,291	49.81
NORWAY	41,310	20,800	-49.65	22,720	20,946	-7.81
SWEDEN	96,000	213,499	122.39	143,402	321,609	124.27
FINLAND	156,000	162,500	4.17	266,783	259,192	-2.85
IRELAND	57,834	17,500	-69.74	86,751	26,606	-69.33
ITALY	1,097,470	595,540	-45.74	1,096,550	680,941	-37.90
SPAIN	1,218,890	2,090,715	71.53	873,839	2,112,135	141.71
GREECE	0	138,000	-	0	155,081	-
HUNGARY	14,700	14,700	0.00	36,750	36,492	-0.70
POLAND	151,500	628,500	314.85	237,264	963,654	306.15
BULGARIA	10,587	10,577	-0.09	7,754	11,988	54.60
BELARUS	19,980	0	-100.00	10,989	0	-100.00
UKRAINE	175,000	480,400	174.51	260,161	861,924	231.30

TABEL 5. PERKEMBANGAN EKSPOR INDONESIA MENURUT KOMODITI DAN NEGARA TUJUAN

JENIS BARANG	BERAT BERSIH (KG)		PERUB	NILAI FOB (US \$)		PERUB
	JAN-JAN 2009	JAN-JAN 2010	%	JAN-JAN 2009	JAN-JAN 2010	%
(1)	(2)	(3)	(4)	(5)	(6)	(7)
SLOVENIA	17,500	86,999	397.14	30,493	142,475	367.24
RUSSIA FEDERATION	278,000	539,500	94.06	330,723	901,180	172.49
<b>-LAINNYA</b>	<b>11,375,874</b>	<b>14,691,861</b>	<b>29.15</b>	<b>3,565,548</b>	<b>11,501,226</b>	<b>222.57</b>
JAPAN	0	400	-	0	729	-
HONG KONG	416	0	-100.00	1,664	0	-100.00
KOREA, REPUBLIC OF	5,974,978	12,950,195	116.74	1,587,611	10,511,807	562.11
TAIWAN	0	416	-	0	1,664	-
CHINA	1,294	43,620	3,270.94	6,573	46,060	600.75
THAILAND	54,647	86,210	57.76	61,580	95,765	55.51
SINGAPORE	5,250,684	1,503,260	-71.37	1,785,409	683,012	-61.74
PHILIPPINES	78,481	16,782	-78.62	92,845	19,583	-78.91
MALAYSIA	648	89,004	13,635.19	754	124,794	16,450.93
VIET NAM	0	511	-	0	2,555	-
INDIA	208	416	100.00	1,040	2,080	100.00
BANGLADESH	0	650	-	0	11,874	-
SRI LANKA	0	391	-	0	1,300	-
LEBANON	14,475	0	-100.00	28,053	0	-100.00
UNITED KINGDOM	0	4	-	0	2	-
NETHERLANDS	28	0	-100.00	14	0	-100.00
GERMANY, FED. REP. OF	15	2	-86.67	5	1	-80.00
<b>PUPUK</b>	<b>19,090,110</b>	<b>52,557,828</b>	<b>175.31</b>	<b>8,604,926</b>	<b>14,583,960</b>	<b>69.48</b>
JAPAN	2,384,344	2,417,243	1.38	345,594	359,273	3.96
HONG KONG	285	151	-47.02	383	338	-11.75
KOREA, REPUBLIC OF	0	92,000	-	0	16,816	-
TAIWAN	74,222	66,448	-10.47	16,243	14,060	-13.44
THAILAND	18,000	10,600,000	58,788.89	16,524	2,941,500	17,701.38
SINGAPORE	671,261	54,430	-91.89	275,854	26,391	-90.43
PHILIPPINES	109,999	26,680,344	24,155.08	24,640	7,623,518	30,839.60
MALAYSIA	14,497,999	788,729	-94.56	7,398,619	268,218	-96.37
BRUNEI DARUSSALAM	0	502,250	-	0	157,824	-
VIET NAM	0	10,297,234	-	0	2,857,481	-
INDIA	200,000	0	-100.00	190,000	0	-100.00
SRI LANKA	0	20,000	-	0	7,650	-
AUSTRALIA	780,000	692,000	-11.28	212,731	183,594	-13.70
NEW ZEALAND	50,000	246,999	394.00	16,500	44,297	168.47
EAST TIMOR	40,000	0	-100.00	35,238	0	-100.00
BRAZIL	0	100,000	-	0	83,000	-
IRELAND	264,000	0	-100.00	72,600	0	-100.00
<b>PRODUK PHARMASI</b>	<b>549,111</b>	<b>993,486</b>	<b>80.93</b>	<b>14,289,052</b>	<b>23,484,391</b>	<b>64.35</b>
JAPAN	9,883	28,153	184.86	2,006,619	2,906,353	44.84
HONG KONG	16,586	14,131	-14.80	268,234	155,256	-42.12
KOREA, REPUBLIC OF	12,274	20,696	68.62	859,151	5,095,820	493.12
TAIWAN	3,574	1,912	-46.50	14,950	21,186	41.71
CHINA	1,337	15,396	1,051.53	21,636	220,002	916.83
MONGOLIA	0	15,693	-	0	21,250	-
PAPUA NEW GUINEA	0	2	-	0	39	-
THAILAND	114,257	121,916	6.70	1,401,011	1,039,782	-25.78
SINGAPORE	38,840	33,460	-13.85	490,525	420,297	-14.32
PHILIPPINES	94,498	149,865	58.59	1,286,952	2,302,638	78.92
MALAYSIA	47,809	77,428	61.95	319,432	338,319	5.91
MYANMAR (FORM. BURMA)	36,325	64,840	78.50	342,186	468,935	37.04
CAMBODIA	2,301	11,366	393.96	75,024	290,987	287.86
BRUNEI DARUSSALAM	0	29	-	0	134	-
NEPAL	1,327	708	-46.65	10,308	105,438	922.88
VIET NAM	4,952	21,993	344.12	223,396	830,385	271.71
MALDIVES	0	168	-	0	300	-
INDIA	981	1,033	5.30	4,081,087	3,961,546	-2.93
PAKISTAN	855	5,143	501.52	21,973	17,040	-22.45
BANGLADESH	0	403	-	0	19,447	-
SRI LANKA	36,461	139,978	283.91	285,512	357,970	25.38
AFGHANISTAN	0	300	-	0	5,566	-
SAUDI ARABIA	591	2,314	291.54	476	970	103.78
YEMEN	0	2,056	-	0	24,184	-
UNITED ARAB EMIRATES	0	2,838	-	0	14,303	-
EGYPT	15,465	0	-100.00	11,387	0	-100.00
ERITREA	1,131	0	-100.00	68,202	0	-100.00
TOGO	1,024	0	-100.00	755	0	-100.00
LIBERIA	0	894	-	0	189,810	-
CAMEROON	0	2,005	-	0	122,217	-
NIGERIA	1,447	86,702	5,891.85	152,506	703,722	361.44
SIERRA LEONE	0	333	-	0	20,077	-

TABEL 5. PERKEMBANGAN EKSPOR INDONESIA MENURUT KOMODITI DAN NEGARA TUJUAN

JENIS BARANG	BERAT BERSIH (KG)		PERUB	NILAI FOB (US \$)		PERUB
	JAN-JAN 2009	JAN-JAN 2010	%	JAN-JAN 2009	JAN-JAN 2010	%
(1)	(2)	(3)	(4)	(5)	(6)	(7)
COTE D'IVOIRE	3,797	14,035	269.63	765,563	158,924	-79.24
MALI	0	3,631	-	0	773,376	-
BENIN	0	1,771	-	0	376,200	-
BURKINA FASO	0	2,843	-	0	604,200	-
SOUTH AFRICA	0	4,794	-	0	109,778	-
ZAMBIA	1,601	0	-100.00	86,520	0	-100.00
AUSTRALIA	57,834	59,395	2.70	1,200,924	766,610	-36.16
NEW ZEALAND	4,982	3,319	-33.38	54,888	42,852	-21.93
NORTHERN MARIANA ISLANDS	0	206	-	0	731	-
SAMOA	1,401	0	-100.00	976	0	-100.00
EAST TIMOR	2,733	12,389	353.31	5,866	7,780	32.63
UNITED STATES	25,901	12,954	-49.99	19,001	9,522	-49.89
PANAMA	0	222	-	0	94,922	-
BARBADOS	86	0	-100.00	144	0	-100.00
UNITED KINGDOM	0	2,153	-	0	251,809	-
NETHERLANDS	42	18	-57.14	170	239	40.59
FRANCE	0	570	-	0	45,763	-
GERMANY, FED. REP. OF	6,082	53,418	778.30	65,690	587,635	794.56
SWITZERLAND	0	13	-	0	77	-
ROMANIA	638	0	-100.00	40,768	0	-100.00
TAJIKISTAN	358	0	-100.00	18,370	0	-100.00
UZBEKISTAN	1,738	0	-100.00	88,850	0	-100.00
<b>KULIT DAN BARANG DARI KULIT</b>	<b>693,921</b>	<b>1,021,403</b>	<b>47.19</b>	<b>14,354,318</b>	<b>13,813,282</b>	<b>-3.77</b>
JAPAN	7,939	238,270	2,901.26	332,511	897,199	169.83
HONG KONG	113,430	236,662	108.64	2,103,076	3,421,427	62.69
KOREA, REPUBLIC OF	26,618	39,616	48.83	289,344	555,756	92.07
TAIWAN	4,411	5,498	24.64	63,256	70,997	12.24
CHINA	117,699	62,234	-47.12	1,642,552	878,710	-46.50
THAILAND	74,596	30,758	-58.77	856,648	519,039	-39.41
SINGAPORE	48,443	46,362	-4.30	539,618	521,878	-3.29
PHILIPPINES	2,154	527	-75.53	27,578	23,280	-15.58
MALAYSIA	82,957	30,123	-63.69	1,204,816	437,670	-63.67
CAMBODIA	0	11,025	-	0	123,000	-
VIET NAM	30,342	31,012	2.21	770,406	822,885	6.81
MALDIVES	279	0	-100.00	10,590	0	-100.00
INDIA	14,327	84,429	489.30	391,051	689,222	76.25
SRI LANKA	1,543	1,140	-26.12	67,318	27,076	-59.78
IRAN (ISLAMIC REPUBLIC OF)	35	5,503	15,622.86	115	31,136	26,974.78
SAUDI ARABIA	88	0	-100.00	2,700	0	-100.00
TURKEY	8,279	224	-97.29	37,662	1,554	-95.87
UNITED ARAB EMIRATES	81	0	-100.00	955	0	-100.00
QATAR	0	4,123	-	0	109,347	-
TANZANIA, UNITED REPUBLIC OF	4	0	-100.00	68	0	-100.00
KENYA	14	0	-100.00	406	0	-100.00
SOUTH AFRICA	0	4	-	0	110	-
AUSTRALIA	546	8,252	1,411.36	10,146	81,648	704.73
NEW ZEALAND	21	56	166.67	1,341	1,090	-18.72
GUAM	41	0	-100.00	481	0	-100.00
NEW CALEDONIA	59	0	-100.00	889	0	-100.00
FIJI	823	0	-100.00	15,096	0	-100.00
EAST TIMOR	472	670	41.95	462	17,107	3,602.81
UNITED STATES	84,660	98,866	16.78	3,436,006	2,912,153	-15.25
CANADA	50	502	904.00	3,744	18,436	392.41
MEXICO	0	8	-	0	233	-
PANAMA	4	0	-100.00	380	0	-100.00
VENEZUELA	0	28	-	0	25	-
BRAZIL	0	86	-	0	189	-
HAITI	451	0	-100.00	868	0	-100.00
BARBADOS	0	6	-	0	70	-
FRENCH POLYNESIA	137	0	-100.00	121	0	-100.00
UNITED KINGDOM	2,515	6,529	159.60	57,719	46,677	-19.13
NETHERLANDS	5,594	34,878	523.49	136,752	168,675	23.34
FRANCE	2,654	2,909	9.61	21,650	78,087	260.68
GERMANY, FED. REP. OF	18,446	20,889	13.24	783,440	623,752	-20.38
AUSTRIA	641	2,356	267.55	833	80,915	9,613.69
BELGIUM	36	27	-25.00	939	50	-94.68
SWITZERLAND	163	12	-92.64	1,237	404	-67.34
DENMARK	125	89	-28.80	1,152	9,260	703.82
NORWAY	57	3	-94.74	1,879	15	-99.20
SWEDEN	70	50	-28.57	4,114	2,376	-42.25
ITALY	25,858	12,936	-49.97	1,225,107	547,171	-55.34
SPAIN	17,180	2,699	-84.29	308,979	81,559	-73.60
PORTUGAL	1	1,835	183,400.00	10	8,232	82,220.00



TABEL 5. PERKEMBANGAN EKSPOR INDONESIA MENURUT KOMODITI DAN NEGARA TUJUAN

JENIS BARANG	BERAT BERSIH (KG)		PERUB	NILAI FOB (US \$)		PERUB
	JAN-JAN 2009	JAN-JAN 2010	%	JAN-JAN 2009	JAN-JAN 2010	%
(1)	(2)	(3)	(4)	(5)	(6)	(7)
GREECE	51	123	141.18	194	4,512	2,225.77
ROMANIA	27	0	-100.00	109	0	-100.00
CROATIA	0	84	-	0	360	-
<b>KACA DAN BARANG DARI KACA</b>	<b>43,794,489</b>	<b>60,567,604</b>	<b>38.30</b>	<b>24,290,177</b>	<b>29,745,854</b>	<b>22.46</b>
JAPAN	3,982,187	10,319,118	159.13	2,702,219	5,280,958	95.43
HONG KONG	126,488	187,568	48.29	108,514	114,784	5.78
KOREA, DEMOCRATIC PEOPLE'S	14,288	0	-100.00	10,319	0	-100.00
KOREA, REPUBLIC OF	4,256,249	5,974,184	40.36	1,144,225	1,890,306	65.20
TAIWAN	537,735	761,255	41.57	307,392	478,486	55.66
CHINA	866,233	2,639,045	204.66	530,961	1,292,424	143.41
PAPUA NEW GUINEA	1,827,126	413,669	-77.36	1,004,362	207,502	-79.34
THAILAND	2,079,763	3,012,274	44.84	996,999	1,381,653	38.58
SINGAPORE	845,465	1,069,022	26.44	813,967	852,791	4.77
PHILIPPINES	1,898,945	4,143,616	118.21	859,540	1,696,164	97.33
MALAYSIA	3,774,779	5,818,652	54.15	1,731,311	2,181,168	25.98
MYANMAR (FORM. BURMA)	337,142	593,846	76.14	92,859	196,905	112.05
CAMBODIA	0	130,215	-	0	82,752	-
BRUNEI DARUSSALAM	20,448	2,643	-87.07	13,659	51	-99.63
NEPAL	11,730	0	-100.00	11,520	0	-100.00
VIET NAM	1,819,483	4,961,640	172.70	869,685	1,899,618	118.43
MALDIVES	2,445	6,524	166.83	9,441	7,298	-22.70
INDIA	1,821,169	597,819	-67.17	863,258	604,723	-29.95
PAKISTAN	1,466,955	1,650,884	12.54	981,399	1,030,411	4.99
BANGLADESH	447,868	194,218	-56.63	175,599	165,423	-5.80
SRI LANKA	166,106	129,037	-22.32	51,902	57,110	10.03
AFGHANISTAN	0	90,098	-	0	64,705	-
IRAQ	60,906	16,864	-72.31	89,362	7,290	-91.84
IRAN (ISLAMIC REPUBLIC OF)	104,808	40,411	-61.44	99,887	29,397	-70.57
SAUDI ARABIA	356,847	40,683	-88.60	170,360	28,891	-83.04
ISRAEL	67,148	68,683	2.29	41,740	36,698	-12.08
KUWAIT	195,304	20,372	-89.57	74,604	15,368	-79.40
JORDAN	533,449	41,333	-92.25	295,595	40,441	-86.32
LEBANON	46,566	1,736	-96.27	22,147	4,183	-81.11
YEMEN	352,864	377,274	6.92	183,483	176,506	-3.80
OMAN	0	21,009	-	0	10,529	-
SYRIA ARAB REPUBLIC	867,366	69,532	-91.98	576,751	33,627	-94.17
TURKEY	301,758	1,212,191	301.71	229,190	798,487	248.40
UNITED ARAB EMIRATES	272,068	536,411	97.16	195,281	336,981	72.56
QATAR	222	61,116	27,429.73	1,582	49,006	2,997.72
BAHRAIN	21,672	0	-100.00	7,873	0	-100.00
CYPRUS	10,006	0	-100.00	4,830	0	-100.00
EGYPT	2,254,204	1,626,613	-27.84	1,390,961	656,944	-52.77
LIBYAN ARAB JAMAHIRIYA	38,948	489,867	1,157.75	11,759	112,354	855.47
MOROCCO	2,518	68,711	2,628.79	4,822	36,799	663.15
ALGERIA	82,357	1,044,512	1,168.27	33,453	468,343	1,300.00
SUDAN	158,787	405,921	155.64	115,337	152,667	32.37
TANZANIA, UNITED REPUBLIC OF	42,345	21,223	-49.88	17,612	11,504	-34.68
MADAGASCAR	478,568	427,644	-10.64	145,525	165,318	13.60
KENYA	694,170	609,238	-12.24	163,880	158,016	-3.58
REUNION	7,969	2,855	-64.17	26,877	4,604	-82.87
MOZAMBIQUE	0	24,895	-	0	13,874	-
GHANA	25,772	0	-100.00	20,730	0	-100.00
ANGOLA	37,257	0	-100.00	13,187	0	-100.00
NIGERIA	193,398	0	-100.00	81,532	0	-100.00
GABON	100	0	-100.00	309	0	-100.00
COTE D'IVOIRE	39,196	0	-100.00	21,629	0	-100.00
SENEGAL	63,478	57,905	-8.78	54,096	43,323	-19.91
GAMBIA	0	33	-	0	5	-
SEYCHELLES	14,885	3,016	-79.74	60,537	7,380	-87.81
DJIBOUTI	40,435	0	-100.00	25,056	0	-100.00
SOUTH AFRICA	675,237	1,304,852	93.24	348,333	700,338	101.05
ZIMBABWE	11,778	0	-100.00	5,964	0	-100.00
MAURITIUS	21,575	17,711	-17.91	15,596	10,690	-31.46
AUSTRALIA	2,829,666	2,897,451	2.40	1,864,253	1,570,523	-15.76
NEW ZEALAND	657,326	964,765	46.77	287,593	425,761	48.04
GUAM	5	0	-100.00	45	0	-100.00
NEW CALEDONIA	3,775	1,159	-69.30	4,453	3,702	-16.87
SAINT VINCENT AND THE GREN	23,144	23,099	-0.19	8,599	7,404	-13.90
VANUATU	1,948	0	-100.00	1,377	0	-100.00
COOK ISLANDS	83	341	310.84	943	796	-15.59
FIJI	62,959	20,478	-67.47	24,921	7,780	-68.78
EAST TIMOR	55,501	53,545	-3.52	43,677	36,564	-16.29
UNITED STATES	1,042,304	1,212,110	16.29	772,438	1,096,743	41.98

TABEL 5. PERKEMBANGAN EKSPOR INDONESIA MENURUT KOMODITI DAN NEGARA TUJUAN

JENIS BARANG	BERAT BERSIH (KG)		PERUB	NILAI FOB (US \$)		PERUB
	JAN-JAN 2009	JAN-JAN 2010	%	JAN-JAN 2009	JAN-JAN 2010	%
(1)	(2)	(3)	(4)	(5)	(6)	(7)
CANADA	2,886	245,131	8,393.80	8,414	96,767	1,050.07
MEXICO	348,343	280,466	-19.49	196,452	157,069	-20.05
GUATEMALA	167,097	46,105	-72.41	45,289	19,982	-55.88
HONDURAS	0	68,838	-	0	22,034	-
NICARAGUA	0	4	-	0	9	-
PANAMA	103,538	192,032	85.47	84,710	135,991	60.54
CUBA	17,688	0	-100.00	16,525	0	-100.00
SURINAME	17,264	0	-100.00	8,393	0	-100.00
CHILE	199,499	103,359	-48.19	127,615	72,192	-43.43
VENEZUELA	18,973	1,092	-94.24	59,844	7,229	-87.92
ARGENTINA	61,344	246,730	302.21	37,153	140,203	277.37
BRAZIL	573,575	610,731	6.48	168,014	235,922	40.42
COLOMBIA	100,188	78,142	-22.00	73,209	55,897	-23.65
URUGUAY	10,753	0	-100.00	7,391	0	-100.00
PARAGUAY	0	38,313	-	0	20,899	-
ECUADOR	0	144,483	-	0	70,583	-
PERU	0	88,695	-	0	49,472	-
TRINIDAD AND TOBAGO	540,530	45,990	-91.49	200,486	13,568	-93.23
JAMAICA	64,140	62,234	-2.97	22,820	22,462	-1.57
PUERTO RICO	178,394	311	-99.83	104,996	1,095	-98.96
DOMINICAN REPUBLIC	112,328	23,748	-78.86	47,517	18,575	-60.91
EL SALVADOR	43,920	0	-100.00	15,839	0	-100.00
COSTA RICA	1,837	0	-100.00	2,145	0	-100.00
HAITI	201,865	0	-100.00	61,779	0	-100.00
BARBADOS	0	41,829	-	0	51,137	-
CAPE VERDE	34,535	0	-100.00	15,781	0	-100.00
CAYMAN ISLANDS	0	66	-	0	72	-
DOMINICA	0	1,263	-	0	2,198	-
FRENCH GUIANA	0	1	-	0	1	-
FRENCH POLYNESIA	660	364	-44.85	1,206	444	-63.18
MARTINIQUE	46	135	193.48	119	500	320.17
NETHERLANDS ANTILLES	39	5,808	14,792.31	1,321	51,793	3,820.74
SAINT LUCIA	46,459	0	-100.00	16,777	0	-100.00
GUADELOUPE	0	125	-	0	237	-
UNITED KINGDOM	191,497	182,965	-4.46	267,728	215,596	-19.47
NETHERLANDS	243,865	201,716	-17.28	201,448	144,824	-28.11
FRANCE	141,902	16,214	-88.57	223,726	76,588	-65.77
GERMANY, FED. REP. OF	120,910	161,186	33.31	241,915	250,982	3.75
AUSTRIA	23	0	-100.00	30	0	-100.00
BELGIUM	5,068	9,810	93.57	13,779	26,529	92.53
SWITZERLAND	712	977	37.22	2,024	2,728	34.78
DENMARK	11,533	14,440	25.21	7,209	5,754	-20.18
NORWAY	1,914	124	-93.52	1,959	384	-80.40
SWEDEN	69	1,212	1,656.52	43	3,304	7,583.72
FINLAND	173,248	435	-99.75	129,237	908	-99.30
IRELAND	326	887	172.09	578	3,505	506.40
ITALY	139,870	29,878	-78.64	98,570	73,634	-25.30
SPAIN	186,664	50,313	-73.05	139,240	68,003	-51.16
PORTUGAL	19,475	647	-96.68	14,795	1,019	-93.11
GREECE	37,699	190,315	404.83	20,366	76,345	274.86
HUNGARY	10,656	603	-94.34	83,608	853	-98.98
POLAND	135,574	383,740	183.05	188,087	237,176	26.10
ROMANIA	59,149	19,568	-66.92	46,413	22,479	-51.57
BULGARIA	85,814	14,910	-82.63	38,051	10,224	-73.13
YUGOSLAVIA	86	0	-100.00	192	0	-100.00
AZERBAIJAN	3	0	-100.00	15	0	-100.00
KAZAKHSTAN	0	86,298	-	0	118,090	-
UKRAINE	61,949	86,215	39.17	106,380	129,716	21.94
ESTONIA	351	0	-100.00	935	0	-100.00
GEORGIA	0	22,381	-	0	10,000	-
CROATIA	21,888	37,138	69.67	16,584	28,132	69.63
BOSNIA AND HERZEGOVINA	184,687	0	-100.00	151,320	0	-100.00
MALTA	34	19,937	58,538.24	440	11,151	2,434.32
CZECH REPUBLIC	22,352	0	-100.00	18,343	0	-100.00
RUSSIA FEDERATION	37,994	228,814	502.24	116,057	237,531	104.67
<b>KERTAS DAN BARANG DARI KEF</b>	<b>364,125,818</b>	<b>345,324,152</b>	<b>-5.16</b>	<b>269,066,359</b>	<b>283,861,975</b>	<b>5.50</b>
JAPAN	37,047,180	41,571,697	12.21	36,266,688	38,276,917	5.54
HONG KONG	5,888,055	8,959,548	52.16	4,490,579	6,657,878	48.26
KOREA, REPUBLIC OF	7,447,473	7,448,744	0.02	6,483,168	6,433,951	-0.76
TAIWAN	13,828,431	14,517,285	4.98	7,685,414	8,413,570	9.47
CHINA	24,225,338	18,284,943	-24.52	10,119,341	10,527,317	4.03
MONGOLIA	37,927	0	-100.00	31,517	0	-100.00
MACAU	22,384	702,962	3,040.47	18,515	342,693	1,750.89

TABEL 5. PERKEMBANGAN EKSPOR INDONESIA MENURUT KOMODITI DAN NEGARA TUJUAN

JENIS BARANG	BERAT BERSIH (KG)		PERUB	NILAI FOB (US \$)		PERUB
	JAN-JAN 2009	JAN-JAN 2010	%	JAN-JAN 2009	JAN-JAN 2010	%
(1)	(2)	(3)	(4)	(5)	(6)	(7)
PAPUA NEW GUINEA	168,131	332,764	97.92	136,825	363,534	165.69
THAILAND	5,614,883	10,549,796	87.89	5,138,837	9,487,307	84.62
SINGAPORE	14,254,822	16,982,986	19.14	10,531,188	12,318,817	16.97
PHILIPPINES	14,701,637	9,069,710	-38.31	7,099,406	6,692,193	-5.74
MALAYSIA	28,380,045	28,169,641	-0.74	17,629,890	22,338,303	26.71
MYANMAR (FORM. BURMA)	2,403,587	4,654,870	93.66	1,519,575	3,049,091	100.65
CAMBODIA	1,189,306	1,291,076	8.56	751,491	1,004,841	33.71
BRUNEI DARUSSALAM	37,125	158,058	325.75	52,653	131,994	150.69
LAO PEOPLE'S DEMOCRATIC RE	0	32,287	-	0	20,391	-
NEPAL	0	102,799	-	0	83,143	-
VIET NAM	13,670,050	12,527,248	-8.36	8,624,073	10,076,672	16.84
MALDIVES	56,203	71,502	27.22	65,994	67,034	1.58
INDIA	7,216,615	3,592,118	-50.22	4,960,583	3,461,146	-30.23
PAKISTAN	5,676,475	3,959,447	-30.25	3,878,894	3,542,871	-8.66
BANGLADESH	2,819,499	3,022,124	7.19	1,716,327	2,339,370	36.30
SRI LANKA	5,584,887	5,022,418	-10.07	3,113,862	3,286,623	5.55
AFGHANISTAN	0	9	-	0	27	-
IRAN (ISLAMIC REPUBLIC OF)	12,519,037	6,341,286	-49.35	9,385,796	4,572,249	-51.29
SAUDI ARABIA	12,785,163	9,960,766	-22.09	7,678,231	8,650,012	12.66
ISRAEL	60	313,997	523,228.33	42	238,757	568,369.05
KUWAIT	945,662	558,634	-40.93	1,063,674	625,803	-41.17
JORDAN	2,562,373	2,949,591	15.11	2,039,147	2,563,904	25.73
LEBANON	2,569,837	846,406	-67.06	1,582,679	840,382	-46.90
YEMEN	2,638,661	1,787,116	-32.27	1,744,710	1,542,851	-11.57
OMAN	496,071	359,204	-27.59	520,965	364,343	-30.06
SYRIA ARAB REPUBLIC	3,147,046	685,494	-78.22	2,211,530	540,685	-75.55
TURKEY	8,076,948	3,356,708	-58.44	4,906,312	2,672,575	-45.53
UNITED ARAB EMIRATES	12,169,476	18,949,334	55.71	9,038,190	16,116,216	78.31
QATAR	595,430	628,771	5.60	684,457	609,197	-11.00
BAHRAIN	485,523	534,479	10.08	422,958	489,037	15.62
CYPRUS	596,108	1,501,481	151.88	486,068	1,242,117	155.54
EGYPT	4,529,011	2,330,320	-48.55	4,230,256	2,154,849	-49.06
LIBYAN ARAB JAMAHIRIYA	249,803	795,424	218.42	184,379	823,935	346.87
MOROCCO	99,822	72	-99.93	67,882	1,380	-97.97
SUDAN	1,538,225	1,083,147	-29.58	1,066,590	937,762	-12.08
NAMIBIA	71,726	0	-100.00	102,380	0	-100.00
ETHIOPIA	703,336	677,926	-3.61	282,168	343,046	21.58
TANZANIA, UNITED REPUBLIC OI	314,050	72,177	-77.02	219,822	74,997	-65.88
MADAGASCAR	94,973	14,791	-84.43	67,017	30,011	-55.22
SOMALIA	37,921	0	-100.00	31,436	0	-100.00
KENYA	1,303,270	610,818	-53.13	784,964	547,172	-30.29
REUNION	34,908	125,478	259.45	33,808	108,761	221.70
MOZAMBIQUE	164,449	83,770	-49.06	209,114	88,018	-57.91
TOGO	804,803	249,775	-68.96	575,138	233,124	-59.47
GHANA	1,507,044	939,452	-37.66	1,245,472	830,817	-33.29
LIBERIA	0	20,010	-	0	16,830	-
GUINEA	209,209	109,763	-47.53	162,592	99,152	-39.02
ANGOLA	75,058	299,542	299.08	79,449	206,655	160.11
CONGO	54,410	51,537	-5.28	44,408	51,755	16.54
CAMEROON	840,388	434,035	-48.35	539,489	359,323	-33.40
NIGERIA	7,253,035	4,874,250	-32.80	4,935,534	4,220,857	-14.48
SIERRA LEONE	247,351	77,891	-68.51	193,986	66,172	-65.89
GABON	19,249	37,098	92.73	20,596	30,329	47.26
COTE D'IVOIRE	774,966	113,230	-85.39	650,081	119,937	-81.55
SENEGAL	257,264	200,119	-22.21	196,158	186,146	-5.10
MAURITANIA	18,132	73,109	303.20	20,530	81,074	294.91
BENIN	889,061	160,470	-81.95	900,398	129,955	-85.57
BURKINA FASO	962	0	-100.00	2,190	0	-100.00
GAMBIA	0	97,638	-	0	82,212	-
SEYCHELLES	2,531	0	-100.00	6,210	0	-100.00
UGANDA	7,126	0	-100.00	11,850	0	-100.00
NIGER	0	16,368	-	0	14,082	-
DJIBOUTI	1,624,310	2,663,898	64.00	1,182,714	2,237,282	89.17
SAO TOME AND PRINCIPE	18,549	18,535	-0.08	13,982	23,270	66.43
SWAZILAND	60	0	-100.00	825	0	-100.00
SOUTH AFRICA	5,225,972	5,414,129	3.60	3,719,419	4,170,308	12.12
ZIMBABWE	0	132,270	-	0	121,677	-
MALAWI	19,371	0	-100.00	14,615	0	-100.00
MAURITIUS	922,505	762,052	-17.39	745,976	641,032	-14.07
AUSTRALIA	11,502,008	16,071,499	39.73	11,263,044	13,556,359	20.36
NEW ZEALAND	1,527,719	3,530,983	131.13	1,688,324	2,314,982	37.12
GUAM	34,877	57,893	65.99	43,431	51,780	19.22
NEW CALEDONIA	102,764	276,301	168.87	112,899	263,095	133.04
VANUATU	2,654	18,960	614.39	6,816	17,055	150.22

TABEL 5. PERKEMBANGAN EKSPOR INDONESIA MENURUT KOMODITI DAN NEGARA TUJUAN

JENIS BARANG	BERAT BERSIH (KG)		PERUB %	NILAI FOB (US \$)		PERUB %
	JAN-JAN 2009	JAN-JAN 2010		JAN-JAN 2009	JAN-JAN 2010	
(1)	(2)	(3)	(4)	(5)	(6)	(7)
WALLIS AND FUTUNA ISLANDS	602	0	-100.00	788	0	-100.00
COOK ISLANDS	5,454	0	-100.00	11,280	0	-100.00
FIJI	330,961	424,945	28.40	274,400	349,630	27.42
SAMOA	0	487	-	0	973	-
SOLOMON ISLANDS	398	2,981	648.99	6,547	7,311	11.67
TONGA	0	15,575	-	0	13,486	-
TUVALU	1,031	0	-100.00	1,541	0	-100.00
EAST TIMOR	172,367	248,225	44.01	165,725	350,058	111.23
UNITED STATES	21,225,262	21,561,714	1.59	20,142,415	20,968,231	4.10
CANADA	3,578,405	5,788,797	61.77	3,204,187	5,143,442	60.52
MEXICO	198,068	102,659	-48.17	171,363	71,673	-58.17
GUATEMALA	261,836	362,962	38.62	182,508	263,959	44.63
HONDURAS	189,242	84,726	-55.23	141,222	84,758	-39.98
NICARAGUA	151,905	219,353	44.40	116,703	158,156	35.52
PANAMA	277,860	141,436	-49.10	208,685	135,403	-35.12
CUBA	335,037	145,202	-56.66	249,980	119,127	-52.35
SURINAME	45,373	0	-100.00	25,955	0	-100.00
CHILE	469,986	311,037	-33.82	393,971	381,240	-3.23
VENEZUELA	319,308	362,039	13.38	280,917	283,857	1.05
ARGENTINA	208,524	89,948	-56.86	162,343	126,968	-21.79
BRAZIL	3,050,679	8,238,642	170.06	2,364,277	6,148,689	160.07
COLOMBIA	471,687	261,512	-44.56	532,038	341,301	-35.85
URUGUAY	15,759	4,720	-70.05	23,013	7,496	-67.43
PARAGUAY	46,545	402,738	765.27	35,311	309,124	775.43
ECUADOR	1,092,520	974,008	-10.85	932,951	999,852	7.17
PERU	545,866	1,553,946	184.68	717,615	1,603,564	123.46
GUYANA	67,736	18,504	-72.68	43,402	13,811	-68.18
TRINIDAD AND TOBAGO	16,811	73,705	338.43	10,339	54,387	426.04
BAHAMAS	11,405	10	-99.91	12,491	56	-99.55
JAMAICA	101,853	46,795	-54.06	93,734	57,450	-38.71
PUERTO RICO	255,809	611,978	139.23	199,267	462,650	132.18
DOMINICAN REPUBLIC	139,347	1,031,158	639.99	96,454	732,382	659.31
EL SALVADOR	216,500	150,729	-30.38	160,227	110,663	-30.93
COSTA RICA	1,616,134	385,190	-76.17	1,086,822	277,924	-74.43
HAITI	0	17,228	-	0	17,451	-
BARBADOS	20,556	34,247	66.60	19,231	26,435	37.46
DOMINICA	60,812	0	-100.00	43,958	0	-100.00
FRENCH GUIANA	0	389	-	0	257	-
FRENCH POLYNESIA	136,344	191,245	40.27	148,730	167,915	12.90
MARTINIQUE	57,742	277	-99.52	46,615	1,034	-97.78
NETHERLANDS ANTILLES	81,984	10	-99.99	75,723	133	-99.82
SAINT LUCIA	0	20,567	-	0	15,610	-
GUADELOUPE	38,498	52,157	35.48	30,798	43,944	42.68
UNITED KINGDOM	4,536,934	1,454,685	-67.94	3,778,501	1,640,422	-56.59
NETHERLANDS	2,980,732	439,557	-85.25	2,172,312	888,482	-59.10
FRANCE	1,008,044	256,110	-74.59	878,966	479,615	-45.43
GERMANY, FED. REP. OF	545,880	241,681	-55.73	1,122,319	679,469	-39.46
AUSTRIA	150	69	-54.00	256	405	58.20
BELGIUM	6,459,751	2,504,217	-61.23	5,372,045	2,517,311	-53.14
SWITZERLAND	1,226	8,455	589.64	2,780	35,654	1,182.52
DENMARK	64,808	49,052	-24.31	135,416	74,243	-45.17
NORWAY	7,279	40,176	451.94	26,514	36,916	39.23
SWEDEN	62,785	51,384	-18.16	128,116	94,157	-26.51
FINLAND	2,366	35,907	1,417.62	20,366	33,364	63.82
IRELAND	331,162	92,216	-72.15	479,709	128,070	-73.30
ITALY	9,733,131	2,774,482	-71.49	6,761,308	2,353,511	-65.19
SPAIN	2,164,526	3,090,355	42.77	1,930,055	3,023,497	56.65
PORTUGAL	261,089	52,432	-79.92	261,241	111,417	-57.35
GREECE	1,907,867	3,445,693	80.60	1,592,404	2,488,245	56.26
DEMOCRATIC REPUBLIC OF THE	60,180	217,554	261.51	55,632	200,941	261.20
HUNGARY	19,801	25,946	31.03	18,591	19,135	2.93
POLAND	499,903	253,821	-49.23	283,245	219,960	-22.34
ROMANIA	2,063,024	66	-100.00	1,823,676	102	-99.99
BULGARIA	86,138	51,320	-40.42	85,858	39,990	-53.42
YUGOSLAVIA	46,638	15,927	-65.85	57,703	9,893	-82.86
ALBANIA	63,718	571,209	796.46	49,362	532,548	978.86
UKRAINE	90	1,039,044	1,154,393.33	385	969,870	251,814.29
LITHUANIA	91,515	19,249	-78.97	104,385	15,435	-85.21
LATVIA	0	38,261	-	0	26,010	-
ESTONIA	6,080	0	-100.00	12,675	0	-100.00
GEORGIA	296,575	856,510	188.80	229,106	713,780	211.55
CROATIA	79,126	0	-100.00	77,880	0	-100.00
MALTA	64,712	299,964	363.54	53,406	243,000	355.01
SLOVENIA	1,045,315	0	-100.00	650,729	0	-100.00

TABEL 5. PERKEMBANGAN EKSPOR INDONESIA MENURUT KOMODITI DAN NEGARA TUJUAN

JENIS BARANG	BERAT BERSIH (KG)		PERUB	NILAI FOB (US \$)		PERUB
	JAN-JAN 2009	JAN-JAN 2010	%	JAN-JAN 2009	JAN-JAN 2010	%
(1)	(2)	(3)	(4)	(5)	(6)	(7)
CZECH REPUBLIC	0	172	-	0	952	-
REP. OF MACEDONIA	0	40,885	-	0	31,452	-
RUSSIA FEDERATION	878,747	1,133,883	29.03	752,371	1,184,727	57.47
<b>-GLISEROL DAN LARUTAN ALKA</b>	<b>4,169,044</b>	<b>1,174,460</b>	<b>-71.83</b>	<b>383,278</b>	<b>252,321</b>	<b>-34.17</b>
JAPAN	126,000	149,260	18.46	19,530	22,568	15.56
CHINA	3,823,000	605,070	-84.17	277,205	91,345	-67.05
SINGAPORE	4	0	-100.00	7	0	-100.00
PHILIPPINES	0	65,990	-	0	32,763	-
INDIA	40	256,140	640,250.00	36	47,155	130,886.11
SAUDI ARABIA	100,000	0	-100.00	38,500	0	-100.00
EGYPT	120,000	0	-100.00	48,000	0	-100.00
MOZAMBIQUE	0	44,000	-	0	24,200	-
CANADA	0	54,000	-	0	34,290	-
<b>-MARGARIN DAN LEMAK LAINNY</b>	<b>22,103,982</b>	<b>26,995,315</b>	<b>22.13</b>	<b>15,862,315</b>	<b>22,255,830</b>	<b>40.31</b>
JAPAN	20,080	534,710	2,562.90	28,815	446,765	1,450.46
HONG KONG	441,565	187,470	-57.54	229,309	144,359	-37.05
KOREA, REPUBLIC OF	258,520	220,599	-14.67	148,664	201,608	35.61
TAIWAN	0	288,580	-	0	228,322	-
CHINA	2,241,901	1,475,246	-34.20	1,187,529	1,030,335	-13.24
PAPUA NEW GUINEA	9,101	100,199	1,000.97	15,800	99,740	531.27
THAILAND	110,000	594,000	440.00	73,029	523,255	616.50
SINGAPORE	5,230,123	329,648	-93.70	4,631,636	323,239	-93.02
PHILIPPINES	599,622	849,599	41.69	364,535	760,089	108.51
MALAYSIA	66,680	1,836	-97.25	93,029	2,573	-97.23
MYANMAR (FORM. BURMA)	65,759	212,206	222.70	65,059	216,016	232.03
VIET NAM	588,600	1,365,468	131.99	476,883	1,083,796	127.27
PAKISTAN	894,240	0	-100.00	648,324	0	-100.00
SRI LANKA	1,047,855	645,631	-38.39	542,047	481,408	-11.19
IRAN (ISLAMIC REPUBLIC OF)	440,999	100,000	-77.32	466,016	83,000	-82.19
SAUDI ARABIA	591,692	1,194,201	101.83	349,696	979,174	180.01
ISRAEL	0	301,400	-	0	252,882	-
KUWAIT	0	18,300	-	0	23,155	-
OMAN	0	110,000	-	0	92,252	-
SYRIA ARAB REPUBLIC	553,319	0	-100.00	383,229	0	-100.00
TURKEY	513,320	738,196	43.81	372,328	677,915	82.07
UNITED ARAB EMIRATES	40,131	0	-100.00	21,595	0	-100.00
QATAR	0	17,998	-	0	19,771	-
EGYPT	259,500	2,274,950	776.67	167,712	2,014,164	1,100.97
MOROCCO	62,999	0	-100.00	42,504	0	-100.00
ALGERIA	1,180,280	0	-100.00	715,626	0	-100.00
SUDAN	291,760	299,321	2.59	186,385	249,575	33.90
ETHIOPIA	60,000	0	-100.00	66,900	0	-100.00
MADAGASCAR	21,000	0	-100.00	11,340	0	-100.00
MOZAMBIQUE	18,555	249,160	1,242.82	8,492	209,293	2,364.59
TOGO	132,713	112,000	-15.61	87,247	94,301	8.09
GHANA	457,046	815,386	78.40	283,333	654,667	131.06
ANGOLA	585,749	312,340	-46.68	344,982	269,640	-21.84
CONGO	138,735	101,624	-26.75	92,581	89,472	-3.36
CAMEROON	237,900	92,380	-61.17	131,475	86,086	-34.52
NIGERIA	1,026,779	2,325,626	126.50	589,843	1,823,515	209.15
SIERRA LEONE	19,500	0	-100.00	11,565	0	-100.00
BENIN	556,882	763,200	37.05	352,941	570,322	61.59
GAMBIA	0	20,250	-	0	15,120	-
SOUTH AFRICA	189,409	571,820	201.90	172,061	603,567	250.79
MALAWI	0	20,250	-	0	17,753	-
MAURITIUS	16,900	0	-100.00	11,154	0	-100.00
AUSTRALIA	421,386	350,500	-16.82	254,022	289,032	13.78
NEW ZEALAND	294,710	399,899	35.69	232,969	358,870	54.04
FIJI	21,200	0	-100.00	10,812	0	-100.00
SOLOMON ISLANDS	21,200	419	-98.02	19,822	1,122	-94.34
EAST TIMOR	124,354	38,889	-68.73	122,776	33,657	-72.59
UNITED STATES	117	808	590.60	399	2,887	623.56
TRINIDAD AND TOBAGO	0	80,081	-	0	68,352	-
JAMAICA	187,166	218,531	16.76	113,492	165,476	45.80
BARBADOS	40,042	40,042	0.00	27,830	30,312	8.92
MARTINIQUE	16,918	0	-100.00	10,225	0	-100.00
UNITED KINGDOM	0	62,100	-	0	48,024	-
NETHERLANDS	0	1	-	0	2	-
DENMARK	0	3,999,918	-	0	1,891,961	-
GREECE	0	224,501	-	0	214,246	-
DEMOCRATIC REPUBLIC OF THE ROMANIA	203,250	60,149	-70.41	120,596	49,401	-59.04
ROMANIA	21,000	138,752	560.72	13,650	142,756	945.83

TABEL 5. PERKEMBANGAN EKSPOR INDONESIA MENURUT KOMODITI DAN NEGARA TUJUAN

JENIS BARANG	BERAT BERSIH (KG)		PERUB	NILAI FOB (US \$)		PERUB
	JAN-JAN 2009	JAN-JAN 2010	%	JAN-JAN 2009	JAN-JAN 2010	%
	(1)	(2)	(3)	(4)	(5)	(6)
BULGARIA	290,869	508,000	74.65	214,853	464,200	116.05
ALBANIA	0	22,000	-	0	18,260	-
KAZAKHSTAN	0	82,000	-	0	83,476	-
TURKMENISTAN	0	105,011	-	0	130,781	-
UKRAINE	579,078	1,373,943	137.26	534,149	1,498,913	180.62
LATVIA	63,000	22,340	-64.54	48,909	21,903	-55.22
ESTONIA	0	87,040	-	0	134,781	-
GEORGIA	81,999	0	-100.00	69,290	0	-100.00
CROATIA	0	21,980	-	0	17,742	-
SLOVENIA	41,999	208,999	397.63	24,860	173,892	599.49
RUSSIA FEDERATION	726,480	1,705,818	134.81	669,997	2,048,655	205.77
<b>-SABUN MANDI DAN CUCI</b>	<b>35,309,482</b>	<b>44,948,900</b>	<b>27.30</b>	<b>32,506,968</b>	<b>44,455,465</b>	<b>36.76</b>
JAPAN	751,600	787,584	4.79	780,733	939,617	20.35
HONG KONG	212,884	275,763	29.54	258,672	385,215	48.92
KOREA, DEMOCRATIC PEOPLE'S	0	147,000	-	0	61,740	-
KOREA, REPUBLIC OF	244,209	435,699	78.41	297,369	517,923	74.17
TAIWAN	323,863	365,414	12.83	384,221	399,584	4.00
CHINA	1,770,061	979,901	-44.64	1,209,374	994,215	-17.79
MONGOLIA	25,967	97,554	275.68	31,544	135,450	329.40
PAPUA NEW GUINEA	503,862	1,060,448	110.46	418,133	715,493	71.12
THAILAND	916,911	775,041	-15.47	1,022,073	998,534	-2.30
SINGAPORE	842,688	1,849,120	119.43	1,174,533	2,681,015	128.26
PHILIPPINES	639,053	996,825	55.98	828,828	1,046,606	26.28
MALAYSIA	4,417,550	5,798,709	31.27	4,137,001	6,065,894	46.63
MYANMAR (FORM. BURMA)	134,634	1,031,624	666.24	207,113	767,986	270.81
BRUNEI DARUSSALAM	221,146	28,250	-87.23	147,847	97,175	-34.27
VIET NAM	432,830	516,346	19.30	486,997	698,714	43.47
MALDIVES	166,612	106,284	-36.21	198,835	131,048	-34.09
INDIA	645,860	787,284	21.90	602,250	774,729	28.64
PAKISTAN	351,307	227,698	-35.19	448,867	197,625	-55.97
BANGLADESH	721	20,255	2,709.29	1,731	18,015	940.73
SRI LANKA	12,641	36,000	184.79	14,009	53,415	281.29
AFGHANISTAN	37,440	19,006	-49.24	43,030	20,373	-52.65
IRAQ	25,920	1,047,703	3,942.06	25,200	1,137,761	4,414.92
IRAN (ISLAMIC REPUBLIC OF)	91,416	179,396	96.24	123,588	235,174	90.29
SAUDI ARABIA	165,588	44,716	-73.00	258,696	58,813	-77.27
ISRAEL	0	11,088	-	0	17,050	-
KUWAIT	12,420	97,633	686.10	13,400	135,153	908.60
JORDAN	0	149,830	-	0	187,589	-
LEBANON	15,119	73,887	388.70	16,144	126,869	685.86
PALESTINA	0	36,137	-	0	26,620	-
YEMEN	404,448	316,185	-21.82	405,841	433,038	6.70
OMAN	0	43,976	-	0	53,153	-
SYRIA ARAB REPUBLIC	0	25,600	-	0	36,329	-
TURKEY	0	15,999	-	0	26,162	-
UNITED ARAB EMIRATES	1,585,544	1,991,567	25.61	2,102,106	2,855,020	35.82
CYPRUS	5,981	0	-100.00	20,416	0	-100.00
EGYPT	1,173,998	686,800	-41.50	1,101,547	681,762	-38.11
LIBYAN ARAB JAMAHIRIYA	299,293	237,063	-20.79	243,554	247,899	1.78
MOROCCO	1	14,184	1,418,300.00	15	17,243	114,853.33
ALGERIA	738,155	273,785	-62.91	362,461	202,859	-44.03
SUDAN	0	1,342,302	-	0	809,479	-
ERITREA	44,000	92,920	111.18	46,640	91,526	96.24
NAMIBIA	343,088	113,629	-66.88	439,440	89,838	-79.56
ETHIOPIA	25,342	204,248	705.97	27,721	234,560	746.15
TANZANIA, UNITED REPUBLIC OF	94,521	167,560	77.27	121,032	187,278	54.73
MADAGASCAR	328,567	850,438	158.83	343,625	633,040	84.22
KENYA	0	173,476	-	0	124,114	-
MOZAMBIQUE	357,111	723,937	102.72	435,879	493,557	13.23
EQUATORIAL GUINEA	67,401	0	-100.00	75,693	0	-100.00
TOGO	690,972	957,973	38.64	573,602	820,975	43.13
GHANA	1,645,049	2,341,720	42.35	1,567,327	1,827,595	16.61
LIBERIA	100,000	220,237	120.24	46,470	186,858	302.10
GUINEA	180,895	179,192	-0.94	117,637	123,072	4.62
ANGOLA	2,346,473	3,918,784	67.01	1,555,696	3,258,214	109.44
CONGO	740,615	323,358	-56.34	446,746	244,584	-45.25
CAMEROON	246,906	414,606	67.92	262,900	369,371	40.50
NIGERIA	1,055,840	433,580	-58.94	604,040	368,301	-39.03
SIERRA LEONE	233,486	96,177	-58.81	200,010	115,084	-42.46
GABON	116,136	221,342	90.59	118,449	187,147	58.00
COTE D'IVOIRE	0	66,785	-	0	61,565	-
SENEGAL	0	188,717	-	0	112,567	-
MAURITANIA	129,690	120,060	-7.43	128,536	64,832	-49.56

TABEL 5. PERKEMBANGAN EKSPOR INDONESIA MENURUT KOMODITI DAN NEGARA TUJUAN

JENIS BARANG	BERAT BERSIH (KG)		PERUB	NILAI FOB (US \$)		PERUB
	JAN-JAN 2009	JAN-JAN 2010	%	JAN-JAN 2009	JAN-JAN 2010	%
(1)	(2)	(3)	(4)	(5)	(6)	(7)
MALI	154,500	165,000	6.80	134,106	114,438	-14.67
BENIN	1,594,628	2,461,327	54.35	1,779,552	2,670,738	50.08
BURKINA FASO	0	216,804	-	0	252,744	-
GAMBIA	2,392	95,160	3,878.26	5,333	70,489	1,221.75
SEYCHELLES	0	40,726	-	0	93,082	-
CENTRAL AFRICAN REPUBLIC	24,624	0	-100.00	30,875	0	-100.00
NIGER	47,810	0	-100.00	74,705	0	-100.00
CHAD	21,893	0	-100.00	14,254	0	-100.00
DJIBOUTI	2,323,510	1,705,014	-26.62	1,760,099	1,500,967	-14.72
SAO TOME AND PRINCIPE	0	60,788	-	0	54,640	-
SOUTH AFRICA	959,999	419,999	-56.25	902,580	425,190	-52.89
MALAWI	869,750	1,085,500	24.81	506,856	629,825	24.26
COMOROS	52,650	188	-99.64	58,500	647	-98.89
BURUNDI	24,768	24,768	0.00	35,475	35,475	0.00
MAURITIUS	195,526	123,935	-36.61	114,367	130,685	14.27
RWANDA	49,536	0	-100.00	70,950	0	-100.00
AUSTRALIA	704,835	398,960	-43.40	573,904	582,231	1.45
NEW ZEALAND	42,141	40,326	-4.31	61,652	29,647	-51.91
NEW CALEDONIA	0	2,001	-	0	1,145	-
NORTHERN MARIANA ISLANDS	0	666	-	0	2,359	-
VANUATU	317	25,765	8,027.76	475	23,221	4,788.63
WALLIS AND FUTUNA ISLANDS	0	1,470	-	0	3,922	-
COOK ISLANDS	0	643	-	0	1,500	-
FIJI	334,799	234,758	-29.88	238,413	201,055	-15.67
KIRIBATI	22,400	26,081	16.43	26,250	28,085	6.99
SAMOA	578	20,867	3,510.21	1,446	16,630	1,050.07
SOLOMON ISLANDS	48,423	13,037	-73.08	51,606	15,294	-70.36
TONGA	0	1,098	-	0	1,729	-
EAST TIMOR	66,987	139,072	107.61	110,525	118,358	7.09
UNITED STATES	143,349	195,652	36.49	125,981	169,020	34.16
CANADA	11,298	2,554	-77.39	26,476	5,402	-79.60
MEXICO	15,000	0	-100.00	28,303	0	-100.00
GUATEMALA	18,717	16,919	-9.61	24,054	21,852	-9.15
PANAMA	24,768	147,995	497.53	26,220	180,840	589.70
CUBA	0	292,408	-	0	381,760	-
SURINAME	32,028	7,200	-77.52	49,868	3,950	-92.08
CHILE	122,186	97,158	-20.48	137,044	112,217	-18.12
COLOMBIA	460,000	318,749	-30.71	233,660	244,513	4.64
BOLIVIA	0	18,468	-	0	22,700	-
PERU	0	23,490	-	0	30,450	-
TRINIDAD AND TOBAGO	0	27,063	-	0	25,950	-
JAMAICA	60,000	60,000	0.00	28,800	39,600	37.50
PUERTO RICO	0	16,800	-	0	23,915	-
DOMINICAN REPUBLIC	0	18,880	-	0	20,745	-
EL SALVADOR	14,310	14,310	0.00	15,488	16,563	6.94
COSTA RICA	55,944	0	-100.00	74,370	0	-100.00
HAITI	122,543	258,435	110.89	71,400	306,289	328.98
BARBADOS	2,978	0	-100.00	4,940	0	-100.00
FRENCH POLYNESIA	0	18,750	-	0	15,000	-
UNITED KINGDOM	8,801	271	-96.92	13,307	1,836	-86.20
NETHERLANDS	12,098	12,522	3.50	16,516	25,919	56.93
FRANCE	53	0	-100.00	72	0	-100.00
GERMANY, FED. REP. OF	5	143	2,760.00	62	423	582.26
AUSTRIA	24,000	24,000	0.00	36,010	30,535	-15.20
BELGIUM	92,000	61,199	-33.48	51,428	49,757	-3.25
SWITZERLAND	0	40	-	0	288	-
DENMARK	64	13	-79.69	591	153	-74.11
NORWAY	0	1	-	0	3	-
SWEDEN	0	4,648	-	0	13,090	-
ITALY	1	35,999	3,599,800.00	2	28,692	1,434,500.00
SPAIN	39,240	80,938	106.26	77,866	140,525	80.47
PORTUGAL	0	40,556	-	0	33,198	-
MONTSERRAT	454	0	-100.00	649	0	-100.00
DEMOCRATIC REPUBLIC OF THE	129,222	750,493	480.78	94,471	641,093	578.61
POLAND	148,000	0	-100.00	167,116	0	-100.00
BULGARIA	29,262	318,082	987.01	36,273	238,226	556.76
UZBEKISTAN	81,499	0	-100.00	38,660	0	-100.00
GEORGIA	0	23,520	-	0	15,170	-
MALTA	33	17,661	53,418.18	422	23,386	5,441.71
SLOVENIA	203,749	0	-100.00	97,425	0	-100.00
RUSSIA FEDERATION	0	1,635	-	0	5,892	-
<b>-BAHAN CELUP ORGANIK SINTE</b>	<b>1,091,728</b>	<b>1,687,787</b>	<b>54.60</b>	<b>4,527,678</b>	<b>7,628,288</b>	<b>68.48</b>
JAPAN	28,469	175,891	517.83	271,680	993,501	265.69

TABEL 5. PERKEMBANGAN EKSPOR INDONESIA MENURUT KOMODITI DAN NEGARA TUJUAN

JENIS BARANG	BERAT BERSIH (KG)		PERUB	NILAI FOB (US \$)		PERUB
	JAN-JAN 2009	JAN-JAN 2010	%	JAN-JAN 2009	JAN-JAN 2010	%
(1)	(2)	(3)	(4)	(5)	(6)	(7)
HONG KONG	95,582	111,262	16.40	468,677	507,233	8.23
KOREA, REPUBLIC OF	19,739	90,700	359.50	125,843	312,518	148.34
TAIWAN	59,576	98,167	64.78	320,477	398,342	24.30
CHINA	389,767	305,816	-21.54	808,445	854,883	5.74
THAILAND	23,813	39,708	66.75	123,430	195,415	58.32
SINGAPORE	100,419	300,402	199.15	690,167	1,700,139	146.34
PHILIPPINES	14,438	29,705	105.74	71,136	31,046	-56.36
MALAYSIA	1,665	17,189	932.37	2,580	68,930	2,571.71
VIET NAM	1,929	9,873	411.82	19,852	78,836	297.12
INDIA	0	5,516	-	0	28,394	-
PAKISTAN	877	27,346	3,018.13	1,034	48,220	4,563.44
BANGLADESH	16,746	78,331	367.76	53,977	162,044	200.21
SRI LANKA	861	8,649	904.53	8,625	31,022	259.68
IRAN (ISLAMIC REPUBLIC OF)	366	0	-100.00	915	0	-100.00
TURKEY	99,378	71,778	-27.77	378,710	388,883	2.69
UNITED ARAB EMIRATES	0	5,100	-	0	47,736	-
TANZANIA, UNITED REPUBLIC OF	14,000	15,454	10.39	68,286	52,473	-23.16
NIGERIA	0	8,057	-	0	9,390	-
SOUTH AFRICA	2,000	6,317	215.85	15,020	38,347	155.31
MAURITIUS	0	174	-	0	1,286	-
AUSTRALIA	1,706	2,477	45.19	7,621	21,332	179.91
NEW ZEALAND	75	62	-17.33	2,214	2,115	-4.47
UNITED STATES	25,039	78,128	212.03	161,183	526,299	226.52
CANADA	3,969	19,800	398.87	36,817	19,872	-46.02
MEXICO	7,772	17,695	127.68	56,939	117,347	106.09
NICARAGUA	5,300	0	-100.00	38,421	0	-100.00
PANAMA	0	1,500	-	0	15,840	-
BRAZIL	10,647	73,908	594.17	83,375	443,901	432.41
COLOMBIA	0	200	-	0	1,136	-
PERU	0	250	-	0	1,132	-
NETHERLANDS	19,800	0	-100.00	27,918	0	-100.00
GERMANY, FED. REP. OF	39,799	8,720	-78.09	304,359	78,691	-74.15
BELGIUM	0	18,094	-	0	78,231	-
SWITZERLAND	0	11,572	-	0	67,260	-
SWEDEN	19,800	0	-100.00	27,918	0	-100.00
ITALY	28,196	0	-100.00	103,059	0	-100.00
SPAIN	60,000	20,683	-65.53	249,000	150,524	-39.55
PORTUGAL	0	29,263	-	0	155,970	-
<b>-PREPARAT PEMBASMI KUMAN,</b>	<b>3,323,118</b>	<b>5,986,562</b>	<b>80.15</b>	<b>10,993,907</b>	<b>14,828,629</b>	<b>34.88</b>
JAPAN	248,427	412,259	65.95	251,060	535,967	113.48
HONG KONG	0	137	-	0	1,217	-
KOREA, REPUBLIC OF	29,520	138,669	369.75	89,137	375,167	320.89
TAIWAN	0	140,781	-	0	252,080	-
CHINA	285,089	270,176	-5.23	4,355,528	4,142,827	-4.88
PAPUA NEW GUINEA	9,164	10,600	15.67	5,300	9,256	74.64
THAILAND	520,208	1,020,125	96.10	1,199,745	2,032,375	69.40
SINGAPORE	136,944	423,065	208.93	507,007	887,420	75.03
PHILIPPINES	464,396	1,031,418	122.10	1,202,186	2,257,426	87.78
MALAYSIA	273,055	493,778	80.83	699,802	1,544,197	120.66
MYANMAR (FORM. BURMA)	0	61,440	-	0	39,322	-
BRUNEI DARUSSALAM	147	679	361.90	537	1,893	252.51
VIET NAM	116,942	74,925	-35.93	924,451	411,660	-55.47
MALDIVES	11,408	1,420	-87.55	14,455	5,051	-65.06
INDIA	0	8	-	0	60	-
PAKISTAN	240,223	680,485	183.27	199,871	619,840	210.12
BANGLADESH	143,176	146,344	2.21	365,445	379,278	3.79
SRI LANKA	13,950	89,704	543.04	78,451	68,519	-12.66
JORDAN	0	1,200	-	0	21,258	-
YEMEN	0	16,114	-	0	45,905	-
CYPRUS	0	7,866	-	0	12,538	-
TANZANIA, UNITED REPUBLIC OF	60,480	0	-100.00	43,200	0	-100.00
MADAGASCAR	40,320	44,265	9.78	31,104	40,547	30.36
MOZAMBIQUE	0	9,696	-	0	18,422	-
COTE D'IVOIRE	0	21,960	-	0	22,196	-
BENIN	2,877	830	-71.15	6,624	1,710	-74.18
GAMBIA	1,875	0	-100.00	4,177	0	-100.00
SOUTH AFRICA	60,098	95,256	58.50	60,426	107,624	78.11
ZIMBABWE	0	17,993	-	0	23,256	-
COMOROS	0	306	-	0	1,051	-
MAURITIUS	8,820	54,924	522.72	6,552	99,239	1,414.64
AUSTRALIA	17,821	8,942	-49.82	19,703	9,812	-50.20
GUAM	2,250	0	-100.00	3,944	0	-100.00
VANUATU	9,544	214	-97.76	8,764	300	-96.58



TABEL 5. PERKEMBANGAN EKSPOR INDONESIA MENURUT KOMODITI DAN NEGARA TUJUAN

JENIS BARANG	BERAT BERSIH (KG)		PERUB	NILAI FOB (US \$)		PERUB
	JAN-JAN 2009	JAN-JAN 2010	%	JAN-JAN 2009	JAN-JAN 2010	%
(1)	(2)	(3)	(4)	(5)	(6)	(7)
WALLIS AND FUTUNA ISLANDS	0	762	-	0	2,032	-
AMERICAN SAMOA	0	7,275	-	0	11,492	-
FIJI	0	10,693	-	0	9,212	-
SAMOA	0	25,216	-	0	21,725	-
SOLOMON ISLANDS	0	155	-	0	417	-
TONGA	8,018	0	-100.00	8,378	0	-100.00
TUVALU	104	0	-100.00	156	0	-100.00
EAST TIMOR	16,072	12,140	-24.46	39,962	22,942	-42.59
UNITED STATES	390	0	-100.00	24,000	0	-100.00
MEXICO	339,305	365,871	7.83	483,493	444,414	-8.08
GUATEMALA	45,615	15,204	-66.67	58,622	15,187	-74.09
HONDURAS	0	29,588	-	0	31,153	-
NICARAGUA	14,793	0	-100.00	18,318	0	-100.00
PANAMA	0	24,000	-	0	11,300	-
VENEZUELA	0	44,454	-	0	56,640	-
BRAZIL	0	18,750	-	0	12,450	-
JAMAICA	25,990	17,024	-34.50	34,759	22,742	-34.57
EL SALVADOR	39,689	33,204	-16.34	54,140	40,595	-25.02
COSTA RICA	7,157	0	-100.00	8,889	0	-100.00
FRENCH POLYNESIA	4,468	9,461	111.75	3,584	9,197	156.61
UNITED KINGDOM	0	6	-	0	1	-
NETHERLANDS	19,530	0	-100.00	24,053	0	-100.00
FRANCE	0	6,185	-	0	6,766	-
BELGIUM	18	0	-100.00	17	0	-100.00
SWITZERLAND	2	0	-100.00	4	0	-100.00
FINLAND	51,803	0	-100.00	68,310	0	-100.00
ITALY	31,680	47,519	50.00	46,253	81,048	75.23
PORTUGAL	0	387	-	0	1,126	-
GREECE	21,750	12,695	-41.63	43,500	13,949	-67.93
HUNGARY	0	15,840	-	0	26,664	-
POLAND	0	6,510	-	0	7,108	-
MALTA	0	8,044	-	0	13,056	-
<b>-DAMAR TIRUAN, BAHAN PLASTI</b>	<b>87,783,042</b>	<b>90,264,225</b>	<b>2.83</b>	<b>124,994,671</b>	<b>151,312,641</b>	<b>21.06</b>
JAPAN	13,082,038	16,128,962	23.29	20,249,168	30,043,364	48.37
HONG KONG	973,739	2,864,524	194.18	7,256,493	3,537,140	-51.26
KOREA, REPUBLIC OF	622,386	1,484,548	138.53	1,602,553	2,946,852	83.88
TAIWAN	735,049	1,803,464	145.35	1,286,157	3,724,355	189.57
CHINA	17,361,968	12,959,287	-25.36	12,925,442	12,086,598	-6.49
MONGOLIA	0	2,245	-	0	6,972	-
PAPUA NEW GUINEA	41,818	32,056	-23.34	180,438	69,065	-61.72
THAILAND	1,712,928	2,331,246	36.10	5,275,903	6,083,333	15.30
SINGAPORE	4,546,552	5,195,952	14.28	10,235,282	12,665,738	23.75
PHILIPPINES	4,982,395	5,480,106	9.99	5,701,824	8,597,596	50.79
MALAYSIA	5,219,742	8,475,852	62.38	6,618,847	12,286,106	85.62
MYANMAR (FORM. BURMA)	215,242	58,703	-72.73	135,013	87,185	-35.42
CAMBODIA	19,271	21,819	13.22	102,359	6,521	-93.63
BRUNEI DARUSSALAM	45,917	2,239	-95.12	75,915	6,078	-91.99
NEPAL	1	0	-100.00	1	0	-100.00
VIET NAM	3,286,163	5,231,011	59.18	3,787,149	6,603,612	74.37
MALDIVES	10,391	17,691	70.25	24,935	39,529	58.53
INDIA	2,477,919	2,162,300	-12.74	2,576,220	3,780,760	46.76
PAKISTAN	368,390	255,791	-30.57	847,025	586,746	-30.73
BANGLADESH	2,084,309	1,691,831	-18.83	1,915,632	1,905,303	-0.54
SRI LANKA	531,730	665,334	25.13	768,109	1,329,179	73.05
AFGHANISTAN	0	71,692	-	0	112,892	-
IRAN (ISLAMIC REPUBLIC OF)	2,343	88,435	3,674.43	28,444	260,906	817.26
SAUDI ARABIA	407,245	444,955	9.26	1,490,334	1,180,530	-20.79
ISRAEL	146,275	9,032	-93.83	195,701	35,063	-82.08
KUWAIT	51,242	57,280	11.78	209,238	90,940	-56.54
JORDAN	0	30,949	-	0	58,583	-
LEBANON	0	136,863	-	0	282,350	-
YEMEN	0	47,292	-	0	132,994	-
OMAN	3,348	53,929	1,510.78	13,214	83,928	535.14
SYRIA ARAB REPUBLIC	43,242	57,719	33.48	58,132	100,368	72.66
TURKEY	2,100,936	1,343,962	-36.03	1,554,138	1,957,652	25.96
UNITED ARAB EMIRATES	440,630	960,739	118.04	1,064,829	1,548,544	45.43
QATAR	16,782	10,664	-36.46	42,596	75,182	76.50
BAHRAIN	5,010	1,199	-76.07	9,000	4,466	-50.38
EGYPT	869,230	162,510	-81.30	588,802	426,732	-27.53
LIBYAN ARAB JAMAHIRIYA	7,593	78,164	929.42	25,348	215,802	751.36
MOROCCO	80,310	59,061	-26.46	222,357	168,898	-24.04
TUNISIA	20,561	2,720	-86.77	55,245	10,600	-80.81
ALGERIA	0	89,751	-	0	298,840	-

TABEL 5. PERKEMBANGAN EKSPOR INDONESIA MENURUT KOMODITI DAN NEGARA TUJUAN

JENIS BARANG	BERAT BERSIH (KG)		PERUB	NILAI FOB (US \$)		PERUB
	JAN-JAN 2009	JAN-JAN 2010	%	JAN-JAN 2009	JAN-JAN 2010	%
(1)	(2)	(3)	(4)	(5)	(6)	(7)
SUDAN	0	1,027	-	0	5,038	-
NAMIBIA	33,103	0	-100.00	114,354	0	-100.00
ETHIOPIA	0	2,592	-	0	8,327	-
TANZANIA, UNITED REPUBLIC OF	100,246	100,863	0.62	351,714	184,677	-47.49
MADAGASCAR	25,192	0	-100.00	49,037	0	-100.00
SOMALIA	25,817	0	-100.00	93,408	0	-100.00
KENYA	565,948	34,768	-93.86	333,567	106,207	-68.16
REUNION	3,529	22,672	542.45	4,272	32,502	660.81
MOZAMBIQUE	0	10,260	-	0	23,697	-
TOGO	11,880	53,171	347.57	15,972	86,492	441.52
GHANA	87,943	265,119	201.47	155,501	281,884	81.27
GUINEA	221,000	0	-100.00	192,100	0	-100.00
ANGOLA	12,946	0	-100.00	30,368	0	-100.00
CONGO	0	15,901	-	0	33,583	-
CAMEROON	11,897	65,482	450.41	29,482	159,664	441.56
NIGERIA	846,703	593,688	-29.88	1,005,804	1,364,834	35.70
GABON	96	44,654	46,414.58	616	65,704	10,566.23
COTE D'IVOIRE	0	7,377	-	0	35,229	-
SENEGAL	9,485	10,472	10.41	18,057	52,619	191.40
MAURITANIA	11,705	0	-100.00	14,270	0	-100.00
MALI	55,086	15	-99.97	95,734	21	-99.98
BENIN	0	4,226	-	0	20,628	-
BURKINA FASO	7,334	0	-100.00	16,674	0	-100.00
GAMBIA	80	94	17.50	180	14	-92.22
NIGER	3,749	0	-100.00	15,297	0	-100.00
SOUTH AFRICA	69,806	1,078,810	1,445.44	262,958	1,535,173	483.81
MAURITIUS	632,210	543,929	-13.96	560,658	733,796	30.88
AUSTRALIA	2,794,073	3,346,660	19.78	4,598,998	5,590,190	21.55
NEW ZEALAND	611,915	552,150	-9.77	487,469	724,225	48.57
GUAM	9,626	429	-95.54	10,783	4,830	-55.21
NEW CALEDONIA	16,641	14,458	-13.12	113,017	45,393	-59.84
WALLIS AND FUTUNA ISLANDS	0	273	-	0	748	-
COOK ISLANDS	8	0	-100.00	99	0	-100.00
FIJI	23,802	16,423	-31.00	125,494	41,214	-67.16
SAMOA	17	1,289	7,482.35	86	9,277	10,687.21
SOLOMON ISLANDS	14,730	0	-100.00	3,501	0	-100.00
EAST TIMOR	251,514	215,255	-14.42	334,667	253,068	-24.38
UNITED STATES	9,772,924	7,158,398	-26.75	13,232,847	12,940,935	-2.21
CANADA	120,628	164,862	36.67	605,027	605,735	0.12
MEXICO	135,631	174,163	28.41	447,761	538,715	20.31
GUATEMALA	21,000	376,300	1,691.90	19,175	455,573	2,275.87
HONDURAS	0	4,137	-	0	36,015	-
NICARAGUA	0	321	-	0	702	-
PANAMA	222	2	-99.10	15,491	11	-99.93
CHILE	1,015,841	21,362	-97.90	900,071	51,231	-94.31
VENEZUELA	8,471	7,909	-6.63	77,535	42,314	-45.43
ARGENTINA	145,001	3,583	-97.53	217,684	59,337	-72.74
BRAZIL	787,054	74,005	-90.60	984,514	204,106	-79.27
COLOMBIA	3,420	3,168	-7.37	30,728	45,919	49.44
URUGUAY	23,776	199,857	740.58	25,888	279,453	979.47
PARAGUAY	396,000	442,162	11.66	447,494	546,025	22.02
PERU	25,815	60,000	132.42	124,158	29,440	-76.29
GUYANA	12,429	0	-100.00	16,212	0	-100.00
JAMAICA	8,141	0	-100.00	21,961	0	-100.00
PUERTO RICO	24,239	18,669	-22.98	36,896	32,720	-11.32
EL SALVADOR	22,000	0	-100.00	20,390	0	-100.00
COSTA RICA	14,947	209,000	1,298.27	67,511	261,774	287.75
HAITI	8	0	-100.00	16	0	-100.00
CAYMAN ISLANDS	0	51	-	0	56	-
FRENCH GUIANA	0	29	-	0	20	-
FRENCH POLYNESIA	977	224	-77.07	2,480	2,860	15.32
MARTINIQUE	88	481	446.59	154	1,796	1,066.23
NETHERLANDS ANTILLES	0	101	-	0	273	-
GUADELOUPE	1,219	2	-99.84	1,119	37	-96.69
UNITED KINGDOM	594,811	602,875	1.36	1,157,034	1,596,313	37.97
NETHERLANDS	436,487	507,459	16.26	871,149	1,013,462	16.34
FRANCE	166,676	332,868	99.71	596,224	1,481,609	148.50
GERMANY, FED. REP. OF	384,035	329,937	-14.09	1,160,252	1,247,689	7.54
AUSTRIA	104	144	38.46	248	3,019	1,117.34
BELGIUM	3,149,002	589,500	-81.28	4,263,074	1,628,173	-61.81
SWITZERLAND	1,758	2,672	51.99	36,399	22,788	-37.39
DENMARK	19,246	26,613	38.28	46,979	90,513	92.67
NORWAY	26,883	93,058	246.16	59,756	197,880	231.15
SWEDEN	15,302	31,133	103.46	110,376	113,791	3.09

TABEL 5. PERKEMBANGAN EKSPOR INDONESIA MENURUT KOMODITI DAN NEGARA TUJUAN

JENIS BARANG	BERAT BERSIH (KG)		PERUB	NILAI FOB (US \$)		PERUB
	JAN-JAN 2009	JAN-JAN 2010	%	JAN-JAN 2009	JAN-JAN 2010	%
(1)	(2)	(3)	(4)	(5)	(6)	(7)
FINLAND	10,038	41,458	313.01	36,117	121,714	237.00
IRELAND	37,832	37,137	-1.84	68,925	86,714	25.81
ITALY	393,332	163,369	-58.47	713,815	486,817	-31.80
SPAIN	433,083	436,868	0.87	825,507	817,281	-1.00
PORTUGAL	75,619	92,455	22.26	277,664	257,317	-7.33
ICELAND	44,000	44,000	0.00	45,489	58,902	29.49
GREECE	157,754	98,808	-37.37	471,498	319,775	-32.18
DEMOCRATIC REPUBLIC OF THE	0	26,999	-	0	29,594	-
HUNGARY	4,354	18,607	327.35	11,876	55,222	364.99
POLAND	58,078	59,685	2.77	175,124	196,505	12.21
ROMANIA	25,477	40,653	59.57	58,319	71,472	22.55
BULGARIA	380	0	-100.00	2,410	0	-100.00
KAZAKHSTAN	5	0	-100.00	27	0	-100.00
UKRAINE	1,451	1	-99.93	6,913	1	-99.99
LATVIA	1,800	0	-100.00	8,604	0	-100.00
ESTONIA	0	50,404	-	0	77,118	-
CROATIA	0	161	-	0	96	-
MALTA	292	534	82.88	3,688	3,705	0.46
SLOVAKIA	2,485	12,383	398.31	29,496	18,011	-38.94
CZECH REPUBLIC	0	3,261	-	0	14,249	-
RUSSIA FEDERATION	232,151	128,463	-44.66	506,616	331,528	-34.56
<b>-BAHAN KERTAS</b>	<b>206,755,794</b>	<b>135,863,337</b>	<b>-34.29</b>	<b>76,682,499</b>	<b>71,292,746</b>	<b>-7.03</b>
JAPAN	9,431,398	8,610,432	-8.70	3,480,396	4,945,307	42.09
KOREA, REPUBLIC OF	12,344,510	41,973,895	240.02	4,628,769	22,440,045	384.80
TAIWAN	5,352,765	4,693,262	-12.32	2,106,640	2,585,416	22.73
CHINA	136,415,898	62,013,613	-54.54	51,388,963	31,291,669	-39.11
THAILAND	0	306,624	-	0	171,492	-
MALAYSIA	86,525	0	-100.00	67,922	0	-100.00
VIET NAM	1,499,500	2,411,277	60.81	564,650	1,272,044	125.28
INDIA	6,774,865	12,415,327	83.26	2,361,356	6,713,011	184.29
BANGLADESH	6,217,909	1,751,544	-71.83	2,050,188	963,350	-53.01
SAUDI ARABIA	3,997,200	796,041	-80.09	1,399,020	437,823	-68.71
KUWAIT	1,499,400	0	-100.00	524,790	0	-100.00
UNITED ARAB EMIRATES	3,043,924	891,322	-70.72	1,077,640	472,589	-56.15
EGYPT	99,900	0	-100.00	34,965	0	-100.00
NETHERLANDS	3,998,400	0	-100.00	1,399,440	0	-100.00
FRANCE	2,998,800	0	-100.00	1,049,580	0	-100.00
ITALY	12,994,800	0	-100.00	4,548,180	0	-100.00
<b>-ALAS KAKI (KULIT, KARET DAN</b>	<b>10,145,934</b>	<b>14,248,622</b>	<b>40.44</b>	<b>156,194,140</b>	<b>195,824,859</b>	<b>25.37</b>
JAPAN	569,374	703,889	23.63	7,521,202	8,691,353	15.56
HONG KONG	119,148	152,962	28.38	1,789,825	2,155,369	20.42
KOREA, REPUBLIC OF	140,855	201,628	43.15	2,388,488	2,974,988	24.56
TAIWAN	84,797	109,075	28.63	878,475	967,743	10.16
CHINA	291,992	251,463	-13.88	4,512,114	3,394,899	-24.76
PAPUA NEW GUINEA	3,420	9,682	183.10	42,788	142,336	232.65
THAILAND	47,366	54,547	15.16	1,048,021	944,207	-9.91
SINGAPORE	232,968	481,406	106.64	2,160,176	4,152,813	92.24
PHILIPPINES	24,074	47,701	98.14	304,115	392,467	29.05
MALAYSIA	40,706	55,462	36.25	525,022	456,643	-13.02
CAMBODIA	4,273	755	-82.33	40,000	11,943	-70.14
BRUNEI DARUSSALAM	2,936	3,977	35.46	27,607	26,609	-3.62
NEPAL	588	97	-83.50	8,614	928	-89.23
VIET NAM	6,996	22,141	216.48	101,197	230,737	128.01
MALDIVES	37,087	7,897	-78.71	31,580	26,181	-17.10
INDIA	24,309	44,525	83.16	164,805	412,349	150.20
PAKISTAN	821	169	-79.42	21,701	1,723	-92.06
BANGLADESH	1,950	1,968	0.92	28,484	395	-98.61
SRI LANKA	2,910	0	-100.00	27,275	0	-100.00
IRAN (ISLAMIC REPUBLIC OF)	41	0	-100.00	130	0	-100.00
SAUDI ARABIA	2,073	2,136	3.04	12,851	23,200	80.53
ISRAEL	27,622	15,932	-42.32	332,227	253,510	-23.69
LEBANON	24,080	569	-97.64	86,000	7,003	-91.86
YEMEN	2,178	0	-100.00	4,770	0	-100.00
SYRIA ARAB REPUBLIC	8,607	0	-100.00	49,179	0	-100.00
TURKEY	147,924	88,741	-40.01	2,180,813	1,244,915	-42.92
UNITED ARAB EMIRATES	45,638	82,687	81.18	794,322	1,195,948	50.56
QATAR	746	0	-100.00	14,080	0	-100.00
CYPRUS	0	156	-	0	1,820	-
EGYPT	3,633	12,340	239.66	55,373	191,308	245.49
MOROCCO	2,388	534	-77.64	36,814	14,386	-60.92
TUNISIA	1,082	369	-65.90	13,178	6,491	-50.74
ALGERIA	15,566	0	-100.00	17,330	0	-100.00

TABEL 5. PERKEMBANGAN EKSPOR INDONESIA MENURUT KOMODITI DAN NEGARA TUJUAN

JENIS BARANG	BERAT BERSIH (KG)		PERUB	NILAI FOB (US \$)		PERUB
	JAN-JAN 2009	JAN-JAN 2010	%	JAN-JAN 2009	JAN-JAN 2010	%
(1)	(2)	(3)	(4)	(5)	(6)	(7)
ETHIOPIA	0	3,431	-	0	17,635	-
TANZANIA, UNITED REPUBLIC OF	0	1,712	-	0	2,101	-
MADAGASCAR	1	0	-100.00	2	0	-100.00
KENYA	0	9,709	-	0	61,359	-
REUNION	1,610	171	-89.38	7,416	3,162	-57.36
GUINEA	0	1,964	-	0	4,400	-
CONGO	24,000	0	-100.00	6,000	0	-100.00
CAMEROON	0	186	-	0	536	-
NIGERIA	0	150	-	0	324	-
COTE D'IVOIRE	202	0	-100.00	4,014	0	-100.00
SENEGAL	266	0	-100.00	4,508	0	-100.00
MAURITANIA	12,630	0	-100.00	4,500	0	-100.00
GAMBIA	1,637	0	-100.00	3,648	0	-100.00
SEYCHELLES	11	87	690.91	54	355	557.41
DJIBOUTI	0	210	-	0	3,076	-
SOUTH AFRICA	134,447	109,661	-18.44	1,633,372	1,425,717	-12.71
COMOROS	0	5,202	-	0	17,848	-
MAURITIUS	0	387	-	0	4,417	-
AUSTRALIA	124,040	208,539	68.12	1,899,945	3,050,483	60.56
NEW ZEALAND	12,771	22,951	79.71	253,251	381,966	50.83
NEW CALEDONIA	0	121	-	0	156	-
EAST TIMOR	58,125	88,432	52.14	55,262	219,847	297.83
UNITED STATES	1,754,769	2,907,224	65.68	29,126,713	39,687,713	36.26
CANADA	106,330	153,861	44.70	1,701,631	2,350,236	38.12
MEXICO	244,634	352,031	43.90	2,554,038	4,292,672	68.07
HONDURAS	0	7,548	-	0	72,372	-
PANAMA	107,310	341,852	218.56	1,368,972	3,716,555	171.49
SURINAME	112	384	242.86	1,040	7,849	654.71
CHILE	13,107	109,941	738.80	202,943	1,596,135	686.49
VENEZUELA	946	13,151	1,290.17	8,360	136,163	1,528.74
ARGENTINA	30,882	107,709	248.78	600,252	2,177,523	262.77
BRAZIL	44,326	220,676	397.85	868,578	5,224,034	501.45
COLOMBIA	17,519	86	-99.51	269,386	241	-99.91
BOLIVIA	0	158	-	0	1,440	-
URUGUAY	1,767	7,438	320.94	24,503	98,733	302.94
PARAGUAY	1,833	126	-93.13	20,857	4,339	-79.20
ECUADOR	1,229	6,969	467.05	21,485	89,826	318.09
PERU	8,846	25,508	188.36	113,378	323,569	185.39
JAMAICA	0	7	-	0	35	-
PUERTO RICO	318	279	-12.26	2,052	2,371	15.55
EL SALVADOR	158	916	479.75	1,548	17,121	1,006.01
COSTA RICA	577	715	23.92	656	9,889	1,407.47
BARBADOS	64	0	-100.00	1,860	0	-100.00
FRENCH POLYNESIA	3	155	5,066.67	43	2,495	5,702.33
NETHERLANDS ANTILLES	101	134	32.67	2,651	2,087	-21.27
GUADELOUPE	0	1	-	0	18	-
UNITED KINGDOM	682,831	1,159,751	69.84	10,863,723	15,419,067	41.93
NETHERLANDS	510,184	756,424	48.26	8,918,264	11,830,876	32.66
FRANCE	315,237	413,429	31.15	4,427,332	5,266,722	18.96
GERMANY, FED. REP. OF	882,012	927,841	5.20	16,821,028	16,429,411	-2.33
AUSTRIA	2,750	29,017	955.16	69,235	554,602	701.04
BELGIUM	1,260,155	1,532,738	21.63	19,461,170	17,566,753	-9.73
SWITZERLAND	10,535	22,846	116.86	153,646	396,116	157.81
LUXEMBOURG	0	19,785	-	0	530,306	-
MONACO	387	592	52.97	2,992	8,955	199.30
DENMARK	206,840	341,388	65.05	3,760,956	6,666,251	77.25
NORWAY	18,232	9,213	-49.47	354,158	159,646	-54.92
SWEDEN	34,020	53,200	56.38	575,667	716,608	24.48
FINLAND	8,093	16,599	105.10	170,128	291,755	71.49
IRELAND	28,306	12,420	-56.12	477,449	173,806	-63.60
ITALY	980,791	1,192,906	21.63	15,075,956	17,244,819	14.39
SPAIN	187,480	181,182	-3.36	2,536,395	2,326,600	-8.27
PORTUGAL	19,238	1,591	-91.73	444,699	3,155	-99.29
ICELAND	1,351	0	-100.00	31,994	0	-100.00
GREECE	74,959	84,145	12.25	1,042,921	1,056,854	1.34
HUNGARY	3,324	35,076	955.23	34,878	317,566	810.51
POLAND	8,230	45,596	454.02	135,525	358,359	164.42
ROMANIA	2,996	2	-99.93	43,293	35	-99.92
BULGARIA	2,762	1,492	-45.98	41,590	22,597	-45.67
YUGOSLAVIA	5,160	4,707	-8.78	54,825	72,960	33.08
KAZAKHSTAN	4,286	6,599	53.97	66,379	125,339	88.82
UKRAINE	16,518	39,214	137.40	237,661	544,107	128.94
LITHUANIA	1,318	0	-100.00	59,480	0	-100.00
CROATIA	13,469	412	-96.94	74,768	2,528	-96.62

TABEL 5. PERKEMBANGAN EKSPOR INDONESIA MENURUT KOMODITI DAN NEGARA TUJUAN

JENIS BARANG	BERAT BERSIH (KG)		PERUB	NILAI FOB (US \$)		PERUB
	JAN-JAN 2009	JAN-JAN 2010	%	JAN-JAN 2009	JAN-JAN 2010	%
(1)	(2)	(3)	(4)	(5)	(6)	(7)
SLOVAKIA	33,888	31,879	-5.93	1,478,463	1,315,718	-11.01
SLOVENIA	69,542	65,720	-5.50	615,051	514,022	-16.43
CZECH REPUBLIC	19,629	7,174	-63.45	219,791	96,165	-56.25
RUSSIA FEDERATION	118,692	193,094	62.68	1,963,249	2,884,099	46.90
<b>-PRODUK KERAMIK</b>	<b>23,708,142</b>	<b>29,294,102</b>	<b>23.56</b>	<b>15,096,622</b>	<b>22,038,862</b>	<b>45.99</b>
JAPAN	428,080	389,852	-8.93	1,070,490	1,982,595	85.20
HONG KONG	50,175	102,664	104.61	89,028	150,580	69.14
KOREA, REPUBLIC OF	1,870,279	3,232,761	72.85	993,431	1,883,153	89.56
TAIWAN	1,447,909	2,268,757	56.69	541,491	881,167	62.73
CHINA	27,654	22,936	-17.06	91,549	35,555	-61.16
MACAU	750	156	-79.20	9,130	2,264	-75.20
PAPUA NEW GUINEA	50,400	25,200	-50.00	10,080	3,752	-62.78
THAILAND	887,299	3,138,992	253.77	453,507	1,106,019	143.88
SINGAPORE	396,710	885,995	123.34	331,592	721,020	117.44
PHILIPPINES	1,440,578	1,437,624	-0.21	314,021	244,661	-22.09
MALAYSIA	3,869,107	3,122,962	-19.28	967,670	1,268,513	31.09
MYANMAR (FORM. BURMA)	74,306	2,347	-96.84	12,864	12,016	-6.59
CAMBODIA	516,272	108,130	-79.06	110,076	31,971	-70.96
BRUNEI DARUSSALAM	411,876	341,761	-17.02	105,623	84,463	-20.03
VIET NAM	78	112,169	143,706.41	1,061	60,542	5,606.13
MALDIVES	27,555	25,707	-6.71	16,448	32,474	97.43
INDIA	69,795	94,283	35.09	73,075	267,052	265.45
PAKISTAN	549,331	655,293	19.29	131,430	149,622	13.84
SRI LANKA	1,360,947	1,513,640	11.22	276,188	273,648	-0.92
IRAQ	251,306	0	-100.00	51,570	0	-100.00
IRAN (ISLAMIC REPUBLIC OF)	28,569	2,973	-89.59	78,701	4,752	-93.96
SAUDI ARABIA	858,058	394,751	-53.99	214,076	88,290	-58.76
ISRAEL	139,248	125,339	-9.99	167,823	67,807	-59.60
KUWAIT	126,816	0	-100.00	21,486	0	-100.00
JORDAN	0	18	-	0	14	-
LEBANON	4,627	10,761	132.57	6,268	22,936	265.92
YEMEN	44,773	364,782	714.74	13,325	79,150	494.00
OMAN	2	0	-100.00	7	0	-100.00
SYRIA ARAB REPUBLIC	5	33,297	665,840.00	142	91,972	64,669.01
TURKEY	161,922	440,682	172.16	150,697	313,778	108.22
UNITED ARAB EMIRATES	471,718	190,514	-59.61	644,673	194,050	-69.90
QATAR	52,392	48,941	-6.59	38,354	65,637	71.13
BAHRAIN	45,597	95,423	109.27	12,181	34,393	182.35
EGYPT	58,580	77,059	31.54	269,731	57,082	-78.84
LIBYAN ARAB JAMAHIRIYA	0	26	-	0	65	-
MOROCCO	1,206	0	-100.00	1,435	0	-100.00
TUNISIA	2,018	85	-95.79	25,032	194	-99.22
ALGERIA	1,159	0	-100.00	591	0	-100.00
SUDAN	0	9,076	-	0	19,193	-
MADAGASCAR	130	20,855	15,942.31	179	6,867	3,736.31
REUNION	298,300	199,706	-33.05	71,581	48,546	-32.18
MOZAMBIQUE	8,008	0	-100.00	8,763	0	-100.00
BOTSWANA	126,479	0	-100.00	26,902	0	-100.00
TOGO	0	1,146	-	0	8,016	-
CAMEROON	7,915	280	-96.46	2,702	804	-70.24
NIGERIA	19,998	35	-99.82	15,925	100	-99.37
GABON	490	0	-100.00	662	0	-100.00
SENEGAL	3,368	15,935	373.13	3,193	2,355	-26.24
MAURITANIA	8,420	0	-100.00	3,000	0	-100.00
BENIN	0	5,110	-	0	1,800	-
GAMBIA	62	0	-100.00	58	0	-100.00
U.S. VIRGIN ISLANDS	456	0	-100.00	1,978	0	-100.00
SEYCHELLES	1,499	67,618	4,410.87	24,300	13,166	-45.82
DJIBOUTI	1,172	0	-100.00	3,125	0	-100.00
SOUTH AFRICA	328,032	504,355	53.75	136,911	1,145,212	736.46
MAURITIUS	459,450	656,668	42.92	98,716	140,244	42.07
AUSTRALIA	2,112,021	3,000,153	42.05	1,088,183	1,250,814	14.95
NEW ZEALAND	43,099	154,799	259.17	12,574	67,812	439.30
GUAM	2,586	0	-100.00	1,400	0	-100.00
NEW CALEDONIA	527	1,870	254.84	776	2,897	273.32
VANUATU	1,508	30	-98.01	800	11	-98.63
WALLIS AND FUTUNA ISLANDS	0	66	-	0	182	-
FIJI	47,519	359	-99.24	32,117	2,011	-93.74
TONGA	0	20	-	0	43	-
EAST TIMOR	83,942	275,447	228.14	64,485	125,791	95.07
UNITED STATES	1,636,699	1,636,063	-0.04	3,210,161	5,217,483	62.53
CANADA	783,333	287,539	-63.29	447,348	137,050	-69.36
MEXICO	3,069	7,634	148.75	28,646	43,597	52.19

TABEL 5. PERKEMBANGAN EKSPOR INDONESIA MENURUT KOMODITI DAN NEGARA TUJUAN

JENIS BARANG	BERAT BERSIH (KG)		PERUB	NILAI FOB (US \$)		PERUB
	JAN-JAN 2009	JAN-JAN 2010	%	JAN-JAN 2009	JAN-JAN 2010	%
	(1)	(2)	(3)	(4)	(5)	(6)
PANAMA	49,987	178,336	256.76	13,564	50,783	274.40
CHILE	24,134	24,502	1.52	12,859	12,403	-3.55
VENEZUELA	144	395	174.31	365	1,340	267.12
ARGENTINA	2,376	4,988	109.93	11,163	4,148	-62.84
BRAZIL	2,548	11	-99.57	4,211	25	-99.41
COLOMBIA	370	2,500	575.68	692	4,745	585.69
URUGUAY	0	25,541	-	0	6,543	-
PERU	536	0	-100.00	268	0	-100.00
TRINIDAD AND TOBAGO	1,664	0	-100.00	4,258	0	-100.00
BAHAMAS	0	308	-	0	240	-
JAMAICA	25,326	224,752	787.44	7,504	73,464	879.00
PUERTO RICO	49,896	151,234	203.10	13,306	60,037	351.20
COSTA RICA	22	0	-100.00	26	0	-100.00
HAITI	112	0	-100.00	214	0	-100.00
ANTIGUA AND BARBUDA	1	0	-100.00	283	0	-100.00
ANGUILLA	0	856	-	0	2,710	-
CAYMAN ISLANDS	0	262	-	0	285	-
FRENCH GUIANA	0	3	-	0	2	-
FRENCH POLYNESIA	1,947	1,177	-39.55	6,664	1,992	-70.11
MARTINIQUE	91	128	40.66	226	478	111.50
NETHERLANDS ANTILLES	15	164	993.33	66	134	103.03
GUADELOUPE	100,733	26,357	-73.83	21,645	7,603	-64.87
UNITED KINGDOM	323,677	562,868	73.90	702,046	786,019	11.96
NETHERLANDS	82,037	175,820	114.32	100,077	212,096	111.93
FRANCE	197,619	263,385	33.28	311,518	306,746	-1.53
GERMANY, FED. REP. OF	19,958	70,433	252.91	47,202	84,385	78.77
AUSTRIA	2,269	1,193	-47.42	4,476	3,068	-31.46
BELGIUM	211,397	263,585	24.69	320,463	1,027,518	220.64
SWITZERLAND	615	11,583	1,783.41	914	33,764	3,594.09
DENMARK	867	254	-70.70	4,594	1,342	-70.79
NORWAY	55,949	205,396	267.11	26,366	86,097	226.55
SWEDEN	77,026	350,211	354.67	73,555	184,144	150.35
FINLAND	0	2,451	-	0	8,414	-
IRELAND	26,549	18,493	-30.34	59,307	37,347	-37.03
ITALY	522,072	345,162	-33.89	582,693	397,537	-31.78
SPAIN	39,044	51,863	32.83	76,203	73,368	-3.72
PORTUGAL	1,607	4,040	151.40	1,745	9,872	465.73
GREECE	155,020	159,479	2.88	86,832	67,979	-21.71
HUNGARY	0	422	-	0	504	-
POLAND	0	3,421	-	0	6,354	-
ROMANIA	0	1,900	-	0	2,930	-
BULGARIA	2,032	0	-100.00	3,475	0	-100.00
YUGOSLAVIA	1,197	0	-100.00	2,422	0	-100.00
UKRAINE	0	49,019	-	0	33,628	-
LATVIA	40	0	-100.00	727	0	-100.00
MALTA	134	0	-100.00	222	0	-100.00
SLOVAKIA	0	456	-	0	1,321	-
CZECH REPUBLIC	23,724	131	-99.45	14,812	920	-93.79
RUSSIA FEDERATION	228	379	66.23	328	1,396	325.61
<b>-EMAS BATANGAN</b>	<b>1,914</b>	<b>1,614</b>	<b>-15.67</b>	<b>52,506,777</b>	<b>58,059,134</b>	<b>10.57</b>
HONG KONG	454	0	-100.00	12,401,747	0	-100.00
SINGAPORE	786	371	-52.80	21,471,129	13,386,762	-37.65
AUSTRALIA	674	1,243	84.42	18,633,901	44,672,372	139.74
<b>-PESAWAT UDARA DAN BAGIANI</b>	<b>60,264</b>	<b>69,513</b>	<b>15.35</b>	<b>4,165,888</b>	<b>5,363,670</b>	<b>28.75</b>
JAPAN	355	28	-92.11	3,549	4,865	37.08
HONG KONG	11	1	-90.91	26,901	3,950	-85.32
KOREA, REPUBLIC OF	314	394	25.48	55,383	184,903	233.86
TAIWAN	500	4	-99.20	5,000	500	-90.00
CHINA	44	132	200.00	30,088	133,873	344.94
THAILAND	216	733	239.35	115,245	252,871	119.42
SINGAPORE	3,887	12,762	228.33	530,778	1,319,071	148.52
PHILIPPINES	19	530	2,689.47	801	30,044	3,650.81
MALAYSIA	4,106	34,782	747.10	307,396	424,618	38.13
BRUNEI DARUSSALAM	0	190	-	0	1,000	-
PAKISTAN	0	7	-	0	1,132	-
BANGLADESH	0	33	-	0	1,100	-
SRI LANKA	280	0	-100.00	3,000	0	-100.00
IRAN (ISLAMIC REPUBLIC OF)	0	186	-	0	500	-
SAUDI ARABIA	4	130	3,150.00	850	55,832	6,468.47
KUWAIT	0	69	-	0	30	-
YEMEN	86	0	-100.00	4,200	0	-100.00
OMAN	6	0	-100.00	1,250	0	-100.00

TABEL 5. PERKEMBANGAN EKSPOR INDONESIA MENURUT KOMODITI DAN NEGARA TUJUAN

JENIS BARANG	BERAT BERSIH (KG)		PERUB	NILAI FOB (US \$)		PERUB
	JAN-JAN 2009	JAN-JAN 2010	%	JAN-JAN 2009	JAN-JAN 2010	%
(1)	(2)	(3)	(4)	(5)	(6)	(7)
UNITED ARAB EMIRATES	0	364	-	0	17,878	-
KENYA	175	139	-20.57	25,500	4,000	-84.31
SOUTH AFRICA	1	0	-100.00	1,300	0	-100.00
AUSTRALIA	365	1	-99.73	85,624	16	-99.98
NEW ZEALAND	79	3	-96.20	35,000	75	-99.79
EAST TIMOR	0	264	-	0	135	-
UNITED STATES	23,303	1,384	-94.06	690,379	181,516	-73.71
CANADA	13	240	1,746.15	2,476	25,625	934.94
UNITED KINGDOM	21,659	9,105	-57.96	1,917,456	1,482,753	-22.67
NETHERLANDS	1,774	3,011	69.73	67,360	129,031	91.55
FRANCE	237	2,047	763.71	12,924	58,680	354.04
GERMANY, FED. REP. OF	1,389	39	-97.19	139,093	1,220	-99.12
BELGIUM	17	0	-100.00	28,900	0	-100.00
SWITZERLAND	1,399	923	-34.02	33,057	27,325	-17.34
DENMARK	0	5	-	0	1,000	-
IRELAND	8	12	50.00	4,748	2,750	-42.08
ITALY	8	0	-100.00	9,974	0	-100.00
SPAIN	9	1,995	22,066.67	27,656	1,017,377	3,578.68
<b>-KAPAL LAUT DAN SEJENISNYA</b>	<b>43,440,937</b>	<b>30,999,974</b>	<b>-28.64</b>	<b>62,809,828</b>	<b>71,660,890</b>	<b>14.09</b>
KOREA, REPUBLIC OF	0	3,000	-	0	3,000	-
SINGAPORE	37,356,783	12,139,174	-67.50	30,518,277	37,481,334	22.82
MALAYSIA	149,100	2,183,000	1,364.12	5,502,126	7,504,420	36.39
MALDIVES	44,560	0	-100.00	56,034	0	-100.00
SRI LANKA	1,242,000	0	-100.00	1,285,714	0	-100.00
BAHRAIN	418,000	0	-100.00	432,452	0	-100.00
AUSTRALIA	132	1,800	1,263.64	338	14,836	4,289.35
FIJI	4,227,000	0	-100.00	25,006,713	0	-100.00
UNITED STATES	50	0	-100.00	2,500	0	-100.00
UNITED KINGDOM	3,312	0	-100.00	5,674	0	-100.00
ITALY	0	16,673,000	-	0	26,657,300	-
<b>-PERLENGKAPAN OLAHRAGA D.</b>	<b>1,792,703</b>	<b>2,032,076</b>	<b>13.35</b>	<b>16,696,831</b>	<b>21,209,950</b>	<b>27.03</b>
JAPAN	139,967	107,501	-23.20	1,720,658	1,754,295	1.95
HONG KONG	17,557	8,119	-53.76	235,713	117,259	-50.25
KOREA, REPUBLIC OF	12,532	42,749	241.12	91,427	193,556	111.71
TAIWAN	333	122	-63.36	2,014	3,070	52.43
CHINA	93,901	27,664	-70.54	721,000	295,896	-58.96
THAILAND	3,759	13,864	268.82	10,947	124,965	1,041.55
SINGAPORE	21,387	13,199	-38.28	374,966	329,835	-12.04
PHILIPPINES	31	3,760	12,029.03	100	24,893	24,793.00
MALAYSIA	53,221	32,803	-38.36	438,507	136,133	-68.96
VIET NAM	775	742	-4.26	5,299	7,644	44.25
INDIA	9,153	4,863	-46.87	91,223	50,062	-45.12
PAKISTAN	5,760	4,536	-21.25	20,000	10,677	-46.62
SRI LANKA	0	9,508	-	0	4,814	-
IRAN (ISLAMIC REPUBLIC OF)	0	2,372	-	0	18,495	-
SAUDI ARABIA	6,593	20	-99.70	57,352	130	-99.77
ISRAEL	0	3,467	-	0	19,842	-
KUWAIT	6,499	0	-100.00	31,062	0	-100.00
JORDAN	2,935	0	-100.00	37,323	0	-100.00
LEBANON	9,834	29	-99.71	22,079	455	-97.94
SYRIA ARAB REPUBLIC	0	4,696	-	0	58,047	-
UNITED ARAB EMIRATES	41,812	24,950	-40.33	152,798	158,646	3.83
LIBYAN ARAB JAMAHIRIYA	0	51	-	0	125	-
MOROCCO	4,383	0	-100.00	39,416	0	-100.00
SUDAN	9,531	4,553	-52.23	48,206	34,046	-29.37
TOGO	0	114	-	0	238	-
GUINEA	0	646	-	0	2,945	-
CAMEROON	0	72	-	0	211	-
NIGERIA	5,639	13,410	137.81	26,792	65,221	143.43
COTE D'IVOIRE	0	110	-	0	126	-
MALI	0	127	-	0	168	-
SOUTH AFRICA	6,107	428	-92.99	49,264	29,620	-39.87
MAURITIUS	0	839	-	0	1,394	-
AUSTRALIA	38,851	29,446	-24.21	374,911	291,167	-22.34
NEW ZEALAND	7,726	4,430	-42.66	46,238	29,211	-36.82
EAST TIMOR	3,687	4,793	30.00	3,631	5,859	61.36
UNITED STATES	549,363	749,451	36.42	5,105,325	7,658,374	50.01
CANADA	21,859	16,057	-26.54	245,738	180,034	-26.74
MEXICO	64,786	68,285	5.40	478,405	639,637	33.70
CHILE	1,879	1,773	-5.64	18,476	21,906	18.56
VENEZUELA	0	13,153	-	0	110,306	-
ARGENTINA	14,607	0	-100.00	120,318	0	-100.00

TABEL 5. PERKEMBANGAN EKSPOR INDONESIA MENURUT KOMODITI DAN NEGARA TUJUAN

JENIS BARANG	BERAT BERSIH (KG)		PERUB	NILAI FOB (US \$)		PERUB
	JAN-JAN 2009	JAN-JAN 2010	%	JAN-JAN 2009	JAN-JAN 2010	%
	(1)	(2)	(3)	(4)	(5)	(6)
BRAZIL	47,094	41,914	-11.00	407,981	417,486	2.33
COLOMBIA	2,400	8,500	254.17	19,803	66,568	236.15
PERU	0	2,909	-	0	20,830	-
EL SALVADOR	0	6,036	-	0	57,902	-
SAINT KITTS AND NEVIS	0	148	-	0	2,200	-
UNITED KINGDOM	124,813	157,103	25.87	1,277,181	2,341,225	83.31
NETHERLANDS	114,343	73,338	-35.86	1,112,512	713,991	-35.82
FRANCE	106,927	85,684	-19.87	1,032,949	724,809	-29.83
GERMANY, FED. REP. OF	94,012	193,673	106.01	883,773	1,958,581	121.62
AUSTRIA	1,284	11,348	783.80	19,044	221,718	1,064.24
BELGIUM	4,157	8,708	109.48	51,921	108,310	108.61
SWITZERLAND	7,837	14,326	82.80	107,759	78,175	-27.45
DENMARK	25,018	12,125	-51.53	260,652	141,130	-45.86
NORWAY	1,639	1,580	-3.60	20,960	16,195	-22.73
SWEDEN	11,254	34,745	208.73	94,172	314,575	234.04
FINLAND	5,647	8,294	46.87	37,268	40,345	8.26
IRELAND	0	2,452	-	0	19,009	-
ITALY	10,711	35,380	230.31	112,595	363,774	223.08
SPAIN	3,030	24,768	717.43	49,723	288,058	479.33
PORTUGAL	0	37	-	0	42	-
GREECE	364	41,459	11,289.84	3,305	397,839	11,937.49
HUNGARY	79	185	134.18	9,852	9,933	0.82
POLAND	14,492	1,030	-92.89	112,556	16,625	-85.23
KAZAKHSTAN	0	1,331	-	0	12,901	-
UKRAINE	0	4,233	-	0	43,271	-
LITHUANIA	0	2,939	-	0	16,836	-
CROATIA	17,933	2,282	-87.27	53,355	12,395	-76.77
SLOVAKIA	0	350	-	0	4,171	-
SLOVENIA	117	0	-100.00	2,807	0	-100.00
CZECH REPUBLIC	36,974	8,665	-76.56	361,331	90,180	-75.04
RUSSIA FEDERATION	8,111	33,832	317.11	96,144	331,574	244.87
<b>-PENA DAN PENSIL</b>	<b>404,356</b>	<b>509,905</b>	<b>26.10</b>	<b>3,869,432</b>	<b>4,931,106</b>	<b>27.44</b>
JAPAN	17,953	6,805	-62.10	223,663	104,101	-53.46
HONG KONG	7,594	3,178	-58.15	80,427	17,604	-78.11
KOREA, REPUBLIC OF	406	5,362	1,220.69	1,544	51,961	3,265.35
TAIWAN	3,185	367	-88.48	31,008	2,836	-90.85
CHINA	758	22,553	2,875.33	6,608	261,375	3,855.43
THAILAND	30,492	11,124	-63.52	223,573	103,531	-53.69
SINGAPORE	6,786	19,302	184.44	59,888	155,581	159.79
PHILIPPINES	0	12,596	-	0	121,574	-
MALAYSIA	23,811	32,380	35.99	246,413	341,227	38.48
BRUNEI DARUSSALAM	380	0	-100.00	2,725	0	-100.00
VIET NAM	148	2,926	1,877.03	756	18,537	2,351.98
INDIA	655	0	-100.00	7,070	0	-100.00
BANGLADESH	17,176	7,514	-56.25	162,677	74,223	-54.37
IRAQ	0	3	-	0	20	-
IRAN (ISLAMIC REPUBLIC OF)	94	0	-100.00	300	0	-100.00
SAUDI ARABIA	29,086	620	-97.87	232,673	3,025	-98.70
KUWAIT	4,824	515	-89.32	54,554	2,828	-94.82
LEBANON	0	2,173	-	0	13,510	-
SYRIA ARAB REPUBLIC	0	116	-	0	1,059	-
TURKEY	0	19,932	-	0	184,112	-
UNITED ARAB EMIRATES	4,748	2,495	-47.45	44,787	28,428	-36.53
QATAR	1,403	5,086	262.51	10,546	46,819	343.95
BAHRAIN	0	1,703	-	0	18,497	-
MOROCCO	2,405	0	-100.00	26,037	0	-100.00
SOUTH AFRICA	0	962	-	0	14,152	-
AUSTRALIA	40,961	29,473	-28.05	321,163	192,635	-40.02
NEW ZEALAND	4,284	6,569	53.34	38,832	64,334	65.67
FIJI	0	186	-	0	2,304	-
EAST TIMOR	8,824	4,813	-45.46	11,248	6,754	-39.95
UNITED STATES	65,011	135,478	108.39	851,855	1,689,160	98.29
CANADA	3,670	1,762	-51.99	77,228	23,268	-69.87
MEXICO	4,847	33,372	588.51	141,578	329,719	132.89
VENEZUELA	0	6,420	-	0	50,979	-
ARGENTINA	0	1,325	-	0	23,870	-
COLOMBIA	30,663	4,412	-85.61	221,809	29,215	-86.83
UNITED KINGDOM	15,651	12,912	-17.50	140,451	127,272	-9.38
NETHERLANDS	10,726	41,381	285.80	61,689	272,213	341.27
FRANCE	0	19,343	-	0	156,226	-
GERMANY, FED. REP. OF	48,472	40,808	-15.81	332,577	265,369	-20.21
NORWAY	0	482	-	0	7,157	-
SWEDEN	6,594	1,057	-83.97	74,826	15,079	-79.85



TABEL 5. PERKEMBANGAN EKSPOR INDONESIA MENURUT KOMODITI DAN NEGARA TUJUAN

JENIS BARANG	BERAT BERSIH (KG)		PERUB	NILAI FOB (US \$)		PERUB
	JAN-JAN 2009	JAN-JAN 2010	%	JAN-JAN 2009	JAN-JAN 2010	%
	(1)	(2)	(3)	(4)	(5)	(6)
ITALY	3,406	3,156	-7.34	56,574	39,548	-30.10
SPAIN	0	4,136	-	0	36,552	-
PORTUGAL	0	2,438	-	0	3,583	-
HUNGARY	2,843	2,090	-26.49	59,478	23,768	-60.04
CZECH REPUBLIC	6,500	580	-91.08	64,875	7,101	-89.05
<b>-BATU SEMI PERMATA</b>	<b>1</b>	<b>0</b>	<b>-100.00</b>	<b>168</b>	<b>0</b>	<b>-100.00</b>
SINGAPORE	1	0	-100.00	168	0	-100.00
<b>-KOPER, TAS, DOMPET PLASTIK</b>	<b>495,709</b>	<b>601,118</b>	<b>21.26</b>	<b>4,630,683</b>	<b>4,531,221</b>	<b>-2.15</b>
JAPAN	49,921	50,172	0.50	481,237	495,265	2.91
HONG KONG	872	13,925	1,496.90	20,607	94,826	360.16
KOREA, REPUBLIC OF	3,402	9,531	180.16	24,604	52,933	115.14
TAIWAN	6	105	1,650.00	20	273	1,265.00
CHINA	414	5,188	1,153.14	16,856	111,079	558.99
THAILAND	0	1,556	-	0	20,532	-
SINGAPORE	20,692	10,556	-48.99	128,727	86,417	-32.87
PHILIPPINES	3,437	4,554	32.50	76,932	79,903	3.86
MALAYSIA	2,279	2,900	27.25	17,921	19,893	11.00
BRUNEI DARUSSALAM	0	538	-	0	6,039	-
VIET NAM	77	0	-100.00	191	0	-100.00
MALDIVES	0	786	-	0	6,866	-
INDIA	2	6,379	318,850.00	13	35,719	274,661.54
BANGLADESH	0	12,304	-	0	34,500	-
IRAN (ISLAMIC REPUBLIC OF)	126	1	-99.21	412	9	-97.82
SAUDI ARABIA	5,935	0	-100.00	16,472	0	-100.00
ISRAEL	0	47	-	0	100	-
UNITED ARAB EMIRATES	40,361	55,975	38.69	202,183	274,358	35.70
CYPRUS	1,642	0	-100.00	4,591	0	-100.00
MOROCCO	3,467	558	-83.91	63,157	10,075	-84.05
TUNISIA	645	0	-100.00	11,487	0	-100.00
NAMIBIA	0	190	-	0	5,505	-
MADAGASCAR	51	0	-100.00	463	0	-100.00
KENYA	1,415	0	-100.00	11,722	0	-100.00
REUNION	51	66	29.41	69	48	-30.43
SOUTH AFRICA	7,980	0	-100.00	26,159	0	-100.00
MAURITIUS	10	0	-100.00	132	0	-100.00
AUSTRALIA	7,718	8,276	7.23	91,118	35,261	-61.30
NEW ZEALAND	185	689	272.43	232	3,245	1,298.71
NEW CALEDONIA	481	74	-84.62	2,196	2,133	-2.87
FIJI	0	83	-	0	455	-
EAST TIMOR	2,939	1,665	-43.35	3,647	1,336	-63.37
UNITED STATES	118,589	123,919	4.49	1,811,382	1,337,010	-26.19
CANADA	1,233	2,077	68.45	18,185	27,618	51.87
MEXICO	1,711	1,840	7.54	44,550	23,016	-48.34
NICARAGUA	0	65	-	0	142	-
PANAMA	2,359	67	-97.16	13,049	130	-99.00
CHILE	0	1,087	-	0	2,277	-
BRAZIL	14,193	7,098	-49.99	30,622	15,750	-48.57
COLOMBIA	0	719	-	0	1,852	-
ECUADOR	0	3,021	-	0	9,443	-
PERU	0	3,629	-	0	9,041	-
PUERTO RICO	129	71	-44.96	1,078	1,900	76.25
DOMINICAN REPUBLIC	0	161	-	0	844	-
FRENCH POLYNESIA	65	98	50.77	496	2,535	411.09
MARTINIQUE	1,175	43	-96.34	3,030	162	-94.65
NETHERLANDS ANTILLES	18	80	344.44	727	1,487	104.54
GUADELOUPE	200	0	-100.00	288	0	-100.00
UNITED KINGDOM	17,869	60,323	237.58	95,093	279,160	193.57
NETHERLANDS	32,218	29,313	-9.02	551,242	334,743	-39.27
FRANCE	9,686	10,925	12.79	45,114	47,669	5.66
GERMANY, FED. REP. OF	47,178	72,161	52.95	273,364	447,359	63.65
AUSTRIA	6	12	100.00	600	159	-73.50
BELGIUM	49,150	58,000	18.01	144,105	383,284	165.98
SWITZERLAND	584	3,897	567.29	4,763	15,771	231.11
DENMARK	0	32	-	0	1,409	-
NORWAY	532	241	-54.70	17,480	4,807	-72.50
SWEDEN	3	3,831	127,600.00	52	9,038	17,280.77
IRELAND	2	0	-100.00	51	0	-100.00
ITALY	21,506	27,069	25.87	233,503	173,240	-25.81
SPAIN	21,780	1,854	-91.49	129,893	11,202	-91.38
PORTUGAL	348	596	71.26	2,056	3,466	68.58
GREECE	928	284	-69.40	3,841	858	-77.66
POLAND	113	402	255.75	1,210	3,306	173.22

TABEL 5. PERKEMBANGAN EKSPOR INDONESIA MENURUT KOMODITI DAN NEGARA TUJUAN

JENIS BARANG	BERAT BERSIH (KG)		PERUB	NILAI FOB (US \$)		PERUB
	JAN-JAN 2009	JAN-JAN 2010	%	JAN-JAN 2009	JAN-JAN 2010	%
(1)	(2)	(3)	(4)	(5)	(6)	(7)
RUSSIA FEDERATION	26	2,085	7,919.23	3,761	5,773	53.50
<b>-BARANG DARI LOGAM MULIA</b>	<b>23,014</b>	<b>29,504</b>	<b>28.20</b>	<b>18,004,301</b>	<b>12,055,002</b>	<b>-33.04</b>
JAPAN	1,925	204	-89.40	121,534	49,760	-59.06
HONG KONG	396	1,298	227.78	3,485,527	2,006,205	-42.44
KOREA, REPUBLIC OF	76	79	3.95	38,512	20,562	-46.61
TAIWAN	7	0	-100.00	938	0	-100.00
THAILAND	113	796	604.42	109,179	350,440	220.98
SINGAPORE	12,662	18,179	43.57	1,823,370	2,457,928	34.80
PHILIPPINES	0	283	-	0	30	-
MALAYSIA	0	7	-	0	174,132	-
MALDIVES	51	0	-100.00	35,750	0	-100.00
INDIA	0	11	-	0	8,801	-
SRI LANKA	0	4	-	0	612	-
UNITED ARAB EMIRATES	195	72	-63.08	3,643,468	1,924,763	-47.17
MADAGASCAR	5	0	-100.00	5,412	0	-100.00
KENYA	337	0	-100.00	2,754	0	-100.00
AUSTRALIA	245	2,161	782.04	4,540,957	104,559	-97.70
NEW ZEALAND	22	2	-90.91	688	30	-95.64
UNITED STATES	3,973	2,534	-36.22	2,601,751	2,832,096	8.85
CANADA	195	28	-85.64	68,639	3,491	-94.91
MEXICO	68	0	-100.00	316	0	-100.00
CHILE	0	52	-	0	570	-
PUERTO RICO	0	7	-	0	924	-
COSTA RICA	65	0	-100.00	75	0	-100.00
CAYMAN ISLANDS	0	9	-	0	1,336	-
GUADELOUPE	0	116	-	0	155	-
UNITED KINGDOM	434	435	0.23	121,894	133,367	9.41
NETHERLANDS	710	1,703	139.86	46,447	253,103	444.93
FRANCE	0	605	-	0	4,218	-
GERMANY, FED. REP. OF	308	195	-36.69	177,205	179,370	1.22
AUSTRIA	0	2	-	0	818	-
BELGIUM	7	0	-100.00	117	0	-100.00
SWITZERLAND	83	26	-68.67	69,699	24,407	-64.98
DENMARK	22	54	145.45	96,549	142,979	48.09
NORWAY	43	43	0.00	37,710	32,391	-14.11
FINLAND	0	3	-	0	2,587	-
ITALY	1,072	588	-45.15	975,810	1,345,039	37.84
SPAIN	0	8	-	0	329	-
<b>-PETI KEMAS</b>	<b>33,171</b>	<b>147,644</b>	<b>345.10</b>	<b>98,473</b>	<b>401,685</b>	<b>307.91</b>
JAPAN	9,728	29,184	200.00	16,848	53,031	214.76
PAPUA NEW GUINEA	0	12,000	-	0	9,300	-
SINGAPORE	23,443	3,800	-83.79	81,625	12,990	-84.09
MALAYSIA	0	22,500	-	0	16,000	-
MYANMAR (FORM. BURMA)	0	8,299	-	0	38,850	-
SRI LANKA	0	52,998	-	0	189,836	-
SAUDI ARABIA	0	15,768	-	0	77,478	-
EAST TIMOR	0	3,095	-	0	4,200	-
<b>-KOMPUTER DAN BAGIANNYA</b>	<b>2,770,755</b>	<b>2,525,812</b>	<b>-8.84</b>	<b>68,615,619</b>	<b>71,361,086</b>	<b>4.00</b>
JAPAN	223,645	123,807	-44.64	8,298,527	4,489,041	-45.91
HONG KONG	149,633	95,075	-36.46	1,480,885	5,215,998	252.22
KOREA, REPUBLIC OF	11,866	56	-99.53	95,459	2,084	-97.82
TAIWAN	22,775	17,673	-22.40	450,833	584,369	29.62
CHINA	154,388	135,471	-12.25	6,009,025	2,257,769	-62.43
THAILAND	67,390	139,921	107.63	1,839,408	3,294,730	79.12
SINGAPORE	590,723	836,098	41.54	15,315,199	32,606,641	112.90
PHILIPPINES	66,526	81,635	22.71	1,182,001	2,309,916	95.42
MALAYSIA	95,559	170,800	78.74	1,801,405	2,662,287	47.79
VIET NAM	30,822	20,290	-34.17	468,427	148,211	-68.36
INDIA	138,825	190,222	37.02	2,108,935	2,571,576	21.94
PAKISTAN	5,099	1,049	-79.43	116,325	33,112	-71.53
BANGLADESH	2,791	0	-100.00	58,730	0	-100.00
IRAN (ISLAMIC REPUBLIC OF)	53,118	0	-100.00	3,215,486	0	-100.00
SAUDI ARABIA	3,847	0	-100.00	122,511	0	-100.00
LEBANON	15,277	0	-100.00	380,758	0	-100.00
UNITED ARAB EMIRATES	249,628	171,701	-31.22	6,388,833	3,430,099	-46.31
EGYPT	13,152	27,600	109.85	11,265	658,357	5,744.27
LIBYAN ARAB JAMAHIRIYA	66,900	4,100	-93.87	462,481	101,998	-77.95
MOROCCO	619	0	-100.00	17,183	0	-100.00
TUNISIA	2,726	11,267	313.32	86,080	270,023	213.69
ALGERIA	11,148	0	-100.00	233,297	0	-100.00
GHANA	3,069	0	-100.00	103,224	0	-100.00

TABEL 5. PERKEMBANGAN EKSPOR INDONESIA MENURUT KOMODITI DAN NEGARA TUJUAN

JENIS BARANG	BERAT BERSIH (KG)		PERUB	NILAI FOB (US \$)		PERUB
	JAN-JAN 2009	JAN-JAN 2010	%	JAN-JAN 2009	JAN-JAN 2010	%
(1)	(2)	(3)	(4)	(5)	(6)	(7)
NIGERIA	3,704	0	-100.00	95,512	0	-100.00
SOUTH AFRICA	42,734	12,791	-70.07	1,095,247	344,596	-68.54
AUSTRALIA	88,374	24,277	-72.53	2,405,435	596,187	-75.22
NEW ZEALAND	9,039	6,212	-31.28	264,822	127,538	-51.84
EAST TIMOR	108,766	36,995	-65.99	106,165	21,637	-79.62
UNITED STATES	147,446	184,433	25.09	4,309,250	4,373,039	1.48
CANADA	3,947	13,320	237.47	98,534	348,478	253.66
MEXICO	25,644	1	-100.00	609,754	1	-100.00
PANAMA	0	121	-	0	1,747	-
CHILE	0	6,566	-	0	194,996	-
ARGENTINA	10,515	0	-100.00	261,516	0	-100.00
BRAZIL	45,935	10,730	-76.64	283,642	79,942	-71.82
PERU	0	14,109	-	0	442,707	-
UNITED KINGDOM	2,325	9,231	297.03	235,794	203,956	-13.50
NETHERLANDS	219,069	59,285	-72.94	5,686,197	1,353,116	-76.20
FRANCE	74	391	428.38	430	404,281	93,918.84
GERMANY, FED. REP. OF	20,680	98,538	376.49	875,910	1,610,430	83.86
BELGIUM	0	361	-	0	9,456	-
SWITZERLAND	0	75	-	0	12,966	-
FINLAND	0	9,965	-	0	221,246	-
IRELAND	9,436	128	-98.64	627,311	71,538	-88.60
ITALY	90	0	-100.00	105,817	0	-100.00
SPAIN	425	7	-98.35	8,972	159	-98.23
PORTUGAL	0	851	-	0	1,077	-
HUNGARY	26	2	-92.31	2,263	22	-99.03
POLAND	1,843	720	-60.93	173,450	4,788	-97.24
UKRAINE	5	0	-100.00	64	0	-100.00
GEORGIA	0	6,900	-	0	211,852	-
SLOVAKIA	15,011	0	-100.00	476,011	0	-100.00
SLOVENIA	0	3,037	-	0	89,080	-
CZECH REPUBLIC	36,131	0	-100.00	647,118	0	-100.00
RUSSIA FEDERATION	10	1	-90.00	128	40	-68.75
<b>-KENDARAAN BERMOTOR RODA</b>	<b>638,553</b>	<b>197,497</b>	<b>-69.07</b>	<b>5,047,297</b>	<b>1,453,128</b>	<b>-71.21</b>
JAPAN	2,015	2,668	32.41	21,542	16,386	-23.93
KOREA, REPUBLIC OF	150	0	-100.00	1,635	0	-100.00
THAILAND	1,315	1,781	35.44	16,694	14,837	-11.12
SINGAPORE	130	0	-100.00	2,847	0	-100.00
PHILIPPINES	497,006	6,480	-98.70	3,811,535	126,000	-96.69
MALAYSIA	1,408	32,400	2,201.14	26,778	375,060	1,300.63
MALDIVES	4,239	0	-100.00	26,560	0	-100.00
INDIA	287	0	-100.00	4,761	0	-100.00
TANZANIA, UNITED REPUBLIC OF	0	1,109	-	0	1,361	-
TOGO	0	23,966	-	0	109,200	-
LIBERIA	0	5,214	-	0	2,566	-
CONGO	0	1,605	-	0	2,100	-
SENEGAL	0	7,389	-	0	1,500	-
MALI	0	1,596	-	0	2,100	-
BURKINA FASO	11,520	0	-100.00	82,080	0	-100.00
AUSTRALIA	875	2,993	242.06	25,253	11,145	-55.87
EAST TIMOR	42,169	37,594	-10.85	368,858	419,378	13.70
UNITED STATES	9,781	4,196	-57.10	132,501	4,385	-96.69
HONDURAS	13,440	0	-100.00	140,064	0	-100.00
COLOMBIA	34,397	55,894	62.50	193,368	318,800	64.87
NETHERLANDS ANTILLES	312	0	-100.00	1,320	0	-100.00
UNITED KINGDOM	250	0	-100.00	250	0	-100.00
NETHERLANDS	174	5,668	3,157.47	1,143	33,710	2,849.26
FRANCE	2,106	1,095	-48.01	4,190	2,581	-38.40
GERMANY, FED. REP. OF	203	0	-100.00	763	0	-100.00
AUSTRIA	0	200	-	0	300	-
SWITZERLAND	0	90	-	0	336	-
DENMARK	0	125	-	0	504	-
NORWAY	1,671	0	-100.00	1,695	0	-100.00
ITALY	14,976	120	-99.20	183,312	1,000	-99.45
SPAIN	0	1,500	-	0	4,800	-
PORTUGAL	129	2,681	1,978.29	148	2,975	1,910.14
POLAND	0	1,133	-	0	2,104	-
<b>-KENDARAAN BERMOTOR RODA</b>	<b>11,818,245</b>	<b>7,436,026</b>	<b>-37.08</b>	<b>87,400,073</b>	<b>60,281,021</b>	<b>-31.03</b>
JAPAN	744,416	904,751	21.54	6,275,150	8,606,214	37.15
HONG KONG	0	10,720	-	0	87,200	-
TAIWAN	2,421	56,764	2,244.65	22,586	437,275	1,836.04
THAILAND	1,028,793	1,596,905	55.22	6,320,245	18,080,601	186.07
SINGAPORE	83,018	130,593	57.31	661,022	463,052	-29.95

TABEL 5. PERKEMBANGAN EKSPOR INDONESIA MENURUT KOMODITI DAN NEGARA TUJUAN

JENIS BARANG	BERAT BERSIH (KG)		PERUB	NILAI FOB (US \$)		PERUB
	JAN-JAN 2009	JAN-JAN 2010	%	JAN-JAN 2009	JAN-JAN 2010	%
(1)	(2)	(3)	(4)	(5)	(6)	(7)
PHILIPPINES	886,591	662,532	-25.27	5,174,938	3,767,007	-27.21
MALAYSIA	1,043,985	571,387	-45.27	7,276,447	4,130,024	-43.24
MYANMAR (FORM. BURMA)	171,300	0	-100.00	1,539,600	0	-100.00
BRUNEI DARUSSALAM	127,977	74,530	-41.76	878,940	510,264	-41.95
VIET NAM	1,809	28,462	1,473.36	34,262	327,600	856.16
INDIA	5,687	0	-100.00	54,157	0	-100.00
PAKISTAN	80,400	8,400	-89.55	498,900	95,263	-80.91
BANGLADESH	24,375	4,795	-80.33	155,145	26,505	-82.92
SRI LANKA	3,170	3,170	0.00	16,162	16,162	0.00
SAUDI ARABIA	2,151,727	1,024,492	-52.39	16,073,187	8,534,202	-46.90
KUWAIT	135,215	69,591	-48.53	1,356,713	593,495	-56.25
JORDAN	32,204	18,645	-42.10	191,426	110,235	-42.41
LEBANON	350,216	168,697	-51.83	2,669,815	833,830	-68.77
YEMEN	139,084	75,690	-45.58	719,766	481,530	-33.10
OMAN	532,196	139,323	-73.82	5,454,062	1,131,510	-79.25
SYRIA ARAB REPUBLIC	94,775	29,427	-68.95	823,623	197,061	-76.07
UNITED ARAB EMIRATES	1,328,329	134,619	-89.87	14,375,786	1,063,157	-92.60
QATAR	127,908	14,519	-88.65	1,132,868	98,169	-91.33
BAHRAIN	80,699	44,605	-44.73	834,171	373,586	-55.21
EGYPT	449,374	200,373	-55.41	3,469,410	1,777,737	-48.76
MOROCCO	22,300	0	-100.00	158,755	0	-100.00
ALGERIA	61,739	6,529	-89.42	594,517	50,646	-91.48
SUDAN	0	17,421	-	0	184,217	-
MADAGASCAR	18,642	0	-100.00	102,774	0	-100.00
KENYA	15,255	6,779	-55.56	86,202	35,894	-58.36
MOZAMBIQUE	21,972	3,374	-84.64	113,162	17,227	-84.78
LIBERIA	0	2,662	-	0	1,310	-
ANGOLA	23,729	55,934	135.72	136,522	317,921	132.87
NIGERIA	25,200	46,798	85.71	102,510	406,780	296.82
GABON	3,570	0	-100.00	31,860	0	-100.00
SEYCHELLES	3,689	0	-100.00	27,820	0	-100.00
SOUTH AFRICA	1,227,730	596,346	-51.43	5,564,531	3,718,163	-33.18
MAURITIUS	6,780	3,390	-50.00	38,312	19,156	-50.00
AUSTRALIA	119,344	12,925	-89.17	725,644	90,413	-87.54
NEW ZEALAND	28,200	0	-100.00	194,280	0	-100.00
SAINT VINCENT AND THE GREN/	3,464	0	-100.00	20,521	0	-100.00
VANUATU	0	6,204	-	0	40,982	-
FIJI	0	3,250	-	0	20,686	-
SOLOMON ISLANDS	0	11,006	-	0	29,448	-
EAST TIMOR	132,835	126,360	-4.87	592,489	446,968	-24.56
UNITED STATES	21,006	1,998	-90.49	145,433	13,500	-90.72
MEXICO	94,919	200,006	110.71	588,302	1,049,763	78.44
NICARAGUA	10,719	0	-100.00	67,030	0	-100.00
PANAMA	59,327	43,475	-26.72	377,679	270,063	-28.49
CHILE	166,978	86,113	-48.43	927,540	508,759	-45.15
VENEZUELA	0	10,873	-	0	88,766	-
ARGENTINA	14,172	0	-100.00	147,056	0	-100.00
PARAGUAY	6,300	0	-100.00	62,480	0	-100.00
PERU	0	81,942	-	0	542,634	-
TRINIDAD AND TOBAGO	22,780	0	-100.00	159,290	0	-100.00
BAHAMAS	0	2,350	-	0	14,616	-
JAMAICA	8,604	4,940	-42.58	64,680	52,599	-18.68
EL SALVADOR	4,803	0	-100.00	28,651	0	-100.00
BARBADOS	9,049	12,739	40.78	60,842	88,524	45.50
ANTIGUA AND BARBUDA	0	4,020	-	0	29,646	-
ARUBA	2,230	0	-100.00	13,058	0	-100.00
BERMUDA	13,400	2,350	-82.46	93,700	14,616	-84.40
DOMINICA	1,175	0	-100.00	6,996	0	-100.00
FRENCH POLYNESIA	8,398	6,718	-20.00	33,990	27,246	-19.84
SAINT LUCIA	0	4,700	-	0	29,232	-
TURKS AND CAICOS ISLANDS	0	8,040	-	0	59,292	-
NETHERLANDS	2,200	0	-100.00	2,400	0	-100.00
BELGIUM	32,067	64,342	100.65	122,666	284,591	132.00
PORTUGAL	0	29,452	-	0	85,684	-
<b>-SUKU CADANG MESIN</b>	<b>4,039,690</b>	<b>6,766,584</b>	<b>67.50</b>	<b>53,061,052</b>	<b>68,440,937</b>	<b>28.99</b>
JAPAN	1,663,974	1,018,947	-38.76	4,777,585	3,695,964	-22.64
HONG KONG	28,524	41,041	43.88	65,190	805,754	1,136.01
KOREA, REPUBLIC OF	163,689	526,624	221.72	242,829	754,515	210.72
TAIWAN	739	719	-2.71	47,018	5,843	-87.57
CHINA	8,698	75,967	773.38	305,387	1,782,997	483.85
PAPUA NEW GUINEA	1,635	38	-97.68	43,510	665	-98.47
THAILAND	128,200	1,581,166	1,133.36	499,235	4,798,352	861.14
SINGAPORE	807,241	1,840,343	127.98	37,647,764	43,105,913	14.50

TABEL 5. PERKEMBANGAN EKSPOR INDONESIA MENURUT KOMODITI DAN NEGARA TUJUAN

JENIS BARANG	BERAT BERSIH (KG)		PERUB	NILAI FOB (US \$)		PERUB
	JAN-JAN 2009	JAN-JAN 2010	%	JAN-JAN 2009	JAN-JAN 2010	%
(1)	(2)	(3)	(4)	(5)	(6)	(7)
PHILIPPINES	50,659	3,962	-92.18	819,715	52,572	-93.59
MALAYSIA	73,115	130,019	77.83	1,132,178	506,066	-55.30
BRUNEI DARUSSALAM	2,725	1,765	-35.23	29,361	45,748	55.81
LAO PEOPLE'S DEMOCRATIC RE	1,127	22,226	1,872.14	7,413	184,895	2,394.20
VIET NAM	2,217	5,298	138.97	17,114	65,383	282.04
INDIA	214,055	238,351	11.35	709,435	638,700	-9.97
PAKISTAN	326	15	-95.40	18,164	2,964	-83.68
BANGLADESH	0	1,225	-	0	13,987	-
SRI LANKA	7	603	8,514.29	8,756	4,027	-54.01
IRAN (ISLAMIC REPUBLIC OF)	8,885	0	-100.00	48,527	0	-100.00
SAUDI ARABIA	0	117	-	0	19,864	-
ISRAEL	1,650	3	-99.82	48,861	10	-99.98
LEBANON	0	2	-	0	24	-
OMAN	382	29	-92.41	13,785	1,188	-91.38
SYRIA ARAB REPUBLIC	0	578	-	0	26,160	-
TURKEY	18,451	1,756	-90.48	117,625	8,410	-92.85
UNITED ARAB EMIRATES	322,871	101,047	-68.70	800,158	388,733	-51.42
QATAR	0	31	-	0	541	-
EGYPT	0	237	-	0	34,860	-
ANGOLA	0	1	-	0	2,339	-
NIGERIA	450	8,253	1,734.00	5,900	45,334	668.37
SOUTH AFRICA	2,440	9,946	307.62	20,022	29,207	45.87
AUSTRALIA	281,313	75,662	-73.10	2,356,132	256,826	-89.10
NEW ZEALAND	414	303	-26.81	13,358	2,255	-83.12
EAST TIMOR	3,638	11,895	226.97	1,479	21,233	1,335.63
UNITED STATES	65,000	161,522	148.50	1,594,394	3,276,602	105.51
CANADA	49,402	1,406	-97.15	131,379	24,051	-81.69
MEXICO	552	31,639	5,631.70	35,369	433,677	1,126.15
PANAMA	86	41	-52.33	1,818	648	-64.36
CHILE	8	24,539	306,637.50	275	135,130	49,038.18
ARGENTINA	1,621	697	-57.00	28,837	4,457	-84.54
BRAZIL	49,806	625,302	1,155.48	138,195	1,946,294	1,308.37
COLOMBIA	0	580	-	0	37,232	-
UNITED KINGDOM	19,525	107,696	451.58	677,958	3,819,038	463.31
NETHERLANDS	10,069	9,483	-5.82	176,356	794,269	350.38
FRANCE	2,273	458	-79.85	113,388	21,381	-81.14
GERMANY, FED. REP. OF	18,844	1,742	-90.76	111,114	71,138	-35.98
AUSTRIA	0	71	-	0	3,175	-
BELGIUM	31,307	35,806	14.37	139,373	142,932	2.55
NORWAY	1	0	-100.00	1,824	0	-100.00
SWEDEN	0	94	-	0	324	-
FINLAND	4	0	-100.00	100	0	-100.00
IRELAND	1,626	1,950	19.93	30,101	24,546	-18.45
ITALY	0	1	-	0	55	-
SPAIN	43	34	-20.93	453	388	-14.35
GREECE	3	0	-100.00	35	0	-100.00
HUNGARY	179	32	-82.12	2,093	416	-80.12
ROMANIA	0	17,986	-	0	230,966	-
AZERBAIJAN	1,517	96	-93.67	76,822	25,855	-66.34
KAZAKHSTAN	16	14	-12.50	340	961	182.65
UKRAINE	75	85	13.33	1,668	1,274	-23.62
GEORGIA	0	476	-	0	1,888	-
SLOVAKIA	76	0	-100.00	412	0	-100.00
CZECH REPUBLIC	209	0	-100.00	1,713	0	-100.00
RUSSIA FEDERATION	23	46,665	202,791.30	534	142,911	26,662.36
<b>-SUKU CADANG KENDARAAN</b>	<b>9,846,141</b>	<b>14,838,846</b>	<b>50.71</b>	<b>66,720,572</b>	<b>102,806,023</b>	<b>54.08</b>
JAPAN	2,367,658	3,579,354	51.18	11,891,679	19,043,529	60.14
HONG KONG	5,579	5,045	-9.57	37,120	33,003	-11.09
KOREA, REPUBLIC OF	13,585	13,891	2.25	86,044	92,786	7.84
TAIWAN	108,704	281,478	158.94	957,040	2,531,410	164.50
CHINA	150,981	29,346	-80.56	457,301	210,760	-53.91
THAILAND	1,578,783	2,265,944	43.52	15,381,907	21,471,849	39.59
SINGAPORE	1,287,087	1,795,610	39.51	7,396,257	11,599,079	56.82
PHILIPPINES	553,584	1,156,160	108.85	3,479,383	7,196,861	106.84
MALAYSIA	906,275	1,717,789	89.54	6,787,148	11,277,546	66.16
BRUNEI DARUSSALAM	293	1,332	354.61	4,194	18,938	351.55
VIET NAM	316,607	607,104	91.75	2,065,360	3,744,869	81.32
MALDIVES	0	491	-	0	1,884	-
INDIA	26,012	204,909	687.75	300,496	1,969,141	555.30
PAKISTAN	35,525	198,695	459.31	89,441	772,950	764.20
BANGLADESH	0	13,385	-	0	32,323	-
SRI LANKA	19,635	9,788	-50.15	79,615	37,265	-53.19
SAUDI ARABIA	293,984	9,772	-96.68	199,348	122,341	-38.63

TABEL 5. PERKEMBANGAN EKSPOR INDONESIA MENURUT KOMODITI DAN NEGARA TUJUAN

JENIS BARANG	BERAT BERSIH (KG)		PERUB	NILAI FOB (US \$)		PERUB
	JAN-JAN 2009	JAN-JAN 2010	%	JAN-JAN 2009	JAN-JAN 2010	%
	(1)	(2)	(3)	(4)	(5)	(6)
ISRAEL	25,485	1,764	-93.08	114,307	18,616	-83.71
KUWAIT	15,465	0	-100.00	39,704	0	-100.00
LEBANON	1,592	0	-100.00	5,410	0	-100.00
OMAN	18,110	88	-99.51	45,912	1,240	-97.30
TURKEY	27,325	64,470	135.94	391,269	891,587	127.87
UNITED ARAB EMIRATES	90,310	111,835	23.83	202,066	204,681	1.29
QATAR	839	312	-62.81	9,993	2,885	-71.13
CYPRUS	0	55	-	0	185	-
EGYPT	78,871	75,962	-3.69	269,085	261,698	-2.75
LIBYAN ARAB JAMAHIRIYA	99	30	-69.70	1,519	75	-95.06
TUNISIA	0	13,020	-	0	27,720	-
TANZANIA, UNITED REPUBLIC OF	0	80	-	0	1,450	-
TOGO	0	147	-	0	280	-
GHANA	766	0	-100.00	16,223	0	-100.00
CAMEROON	56	19	-66.07	205	59	-71.22
GABON	0	300	-	0	883	-
SOUTH AFRICA	62,394	59,704	-4.31	525,324	580,454	10.49
AUSTRALIA	36,464	65,526	79.70	412,546	638,293	54.72
NEW ZEALAND	373	2,380	538.07	3,324	23,276	600.24
SAINT VINCENT AND THE GRENADINES	72	268	272.22	873	4,205	381.67
FIJI	35	0	-100.00	589	0	-100.00
EAST TIMOR	80,486	76,973	-4.36	75,972	98,272	29.35
UNITED STATES	450,505	638,224	41.67	3,691,214	5,418,175	46.79
CANADA	1,258	30,243	2,304.05	16,975	273,298	1,510.00
MEXICO	50,613	67,484	33.33	787,158	1,055,904	34.14
HONDURAS	0	193	-	0	891	-
CHILE	2,707	147	-94.57	7,406	2,300	-68.94
VENEZUELA	782	4,454	469.57	8,878	36,236	308.15
ARGENTINA	34,092	51,324	50.55	335,275	330,470	-1.43
BRAZIL	502,901	510,760	1.56	7,121,681	6,811,742	-4.35
PERU	0	1,685	-	0	25,846	-
TRINIDAD AND TOBAGO	2,028	0	-100.00	9,762	0	-100.00
PUERTO RICO	4,584	5,378	17.32	42,359	17,425	-58.86
DOMINICAN REPUBLIC	455	357	-21.54	8,229	3,731	-54.66
EL SALVADOR	208	0	-100.00	1,612	0	-100.00
BARBADOS	0	271	-	0	1,718	-
ANTIGUA AND BARBUDA	148	0	-100.00	2,270	0	-100.00
ARUBA	5	122	2,340.00	42	839	1,897.62
BERMUDA	80	89	11.25	548	629	14.78
CAYMAN ISLANDS	42	0	-100.00	494	0	-100.00
FRENCH POLYNESIA	0	59	-	0	1,509	-
NETHERLANDS ANTILLES	224	264	17.86	2,258	2,762	22.32
GUADELOUPE	0	355	-	0	2,829	-
SAINT KITTS AND NEVIS	14	0	-100.00	676	0	-100.00
UNITED KINGDOM	33,532	169,504	405.50	297,094	1,575,936	430.45
NETHERLANDS	113,834	203,111	78.43	467,649	774,749	65.67
GERMANY, FED. REP. OF	222,342	250,277	12.56	1,017,768	1,101,230	8.20
AUSTRIA	0	11,350	-	0	63,525	-
BELGIUM	5,312	15,225	186.62	55,460	83,406	50.39
SWITZERLAND	18	10,806	59,933.33	215	48,228	22,331.63
DENMARK	9,012	10,448	15.93	42,135	45,816	8.74
NORWAY	20,066	10,819	-46.08	110,956	66,382	-40.17
SWEDEN	54,985	67,636	23.01	332,416	354,168	6.54
FINLAND	20,856	42,979	106.07	118,894	226,443	90.46
ITALY	49,723	31,463	-36.72	202,160	179,883	-11.02
SPAIN	11,846	4,320	-63.53	51,060	67,903	32.99
PORTUGAL	12,744	5,444	-57.28	54,458	18,677	-65.70
GREECE	30,813	16,270	-47.20	164,006	63,856	-61.06
HUNGARY	61,871	127,296	105.74	267,466	419,263	56.75
POLAND	17,451	80,711	362.50	65,320	256,212	292.24
BULGARIA	8	13,994	174,825.00	50	32,457	64,814.00
UKRAINE	0	15,093	-	0	159,007	-
SLOVAKIA	0	10,561	-	0	47,073	-
CZECH REPUBLIC	28,048	41,796	49.02	109,974	189,159	72.00
RUSSIA FEDERATION	0	25,308	-	0	133,953	-
<b>-UBI KAYU OLAHAN</b>	<b>8,694,080</b>	<b>18,499,411</b>	<b>112.78</b>	<b>1,080,520</b>	<b>3,123,162</b>	<b>189.04</b>
HONG KONG	16	9	-43.75	161	120	-25.47
KOREA, REPUBLIC OF	8,685,070	0	-100.00	1,068,264	0	-100.00
TAIWAN	0	12,525	-	0	4,384	-
CHINA	0	18,470,106	-	0	3,040,576	-
SINGAPORE	1,250	6,630	430.40	2,890	69,832	2,316.33
PHILIPPINES	859	0	-100.00	1,386	0	-100.00
MALAYSIA	4,752	10,141	113.40	2,771	8,250	197.73

TABEL 5. PERKEMBANGAN EKSPOR INDONESIA MENURUT KOMODITI DAN NEGARA TUJUAN

JENIS BARANG	BERAT BERSIH (KG)		PERUB	NILAI FOB (US \$)		PERUB
	JAN-JAN 2009	JAN-JAN 2010	%	JAN-JAN 2009	JAN-JAN 2010	%
(1)	(2)	(3)	(4)	(5)	(6)	(7)
MALDIVES	21	0	-100.00	48	0	-100.00
UNITED STATES	2,112	0	-100.00	5,000	0	-100.00
<b>-INDUSTRI LAINNYA</b>	<b>131,694,418</b>	<b>144,738,308</b>	<b>9.90</b>	<b>387,657,440</b>	<b>411,135,865</b>	<b>6.06</b>
JAPAN	7,228,374	9,453,391	30.78	34,146,171	42,115,299	23.34
HONG KONG	877,766	1,318,983	50.27	5,196,205	3,150,940	-39.36
KOREA, REPUBLIC OF	17,249,814	9,654,002	-44.03	16,608,318	11,194,153	-32.60
TAIWAN	3,178,166	5,998,105	88.73	4,346,678	6,131,897	41.07
CHINA	1,999,158	10,069,762	403.70	5,522,234	13,580,809	145.93
MONGOLIA	0	134,718	-	0	356,275	-
MACAU	318,604	564	-99.82	63,754	6,009	-90.57
PAPUA NEW GUINEA	215,388	746,069	246.38	290,146	1,143,317	294.05
THAILAND	6,387,040	9,187,137	43.84	18,169,197	27,535,439	51.55
SINGAPORE	24,605,787	11,399,870	-53.67	101,058,623	60,004,174	-40.62
PHILIPPINES	3,050,598	4,844,729	58.81	8,532,393	11,711,004	37.25
MALAYSIA	10,454,912	14,998,620	43.46	18,949,414	29,651,326	56.48
MYANMAR (FORM. BURMA)	620,382	1,142,820	84.21	552,254	610,073	10.47
CAMBODIA	75,181	35,691	-52.53	75,975	155,450	104.61
BRUNEI DARUSSALAM	75,744	67,709	-10.61	709,421	111,478	-84.29
LAO PEOPLE'S DEMOCRATIC RE	332	50	-84.94	1,700	979	-42.41
NEPAL	2,768	26,000	839.31	18,118	90,123	397.42
VIET NAM	2,307,678	4,056,976	75.80	5,537,668	11,383,071	105.56
MALDIVES	242,048	407,606	68.40	246,854	375,524	52.12
INDIA	3,934,536	5,524,627	40.41	7,388,488	11,174,488	51.24
PAKISTAN	2,157,911	2,349,652	8.89	3,447,571	1,241,715	-63.98
BANGLADESH	1,165,851	1,550,781	33.02	1,208,964	1,789,387	48.01
SRI LANKA	441,035	646,831	46.66	547,703	1,621,816	196.11
AFGHANISTAN	129,484	0	-100.00	29,376	0	-100.00
IRAQ	3,672,000	37,051	-98.99	10,281,600	95,433	-99.07
IRAN (ISLAMIC REPUBLIC OF)	64,100	230,703	259.91	447,446	675,636	51.00
SAUDI ARABIA	1,228,282	1,717,390	39.82	3,190,255	2,883,724	-9.61
ISRAEL	6,840	161,749	2,264.75	39,208	481,212	1,127.33
KUWAIT	72,099	108,762	50.85	142,356	144,738	1.67
JORDAN	47,311	197,517	317.49	94,089	395,398	320.24
LEBANON	29,486	131,312	345.34	13,061	115,895	787.34
YEMEN	83,369	110,483	32.52	311,068	58,564	-81.17
OMAN	36,247	7,539	-79.20	213,209	30,449	-85.72
SYRIA ARAB REPUBLIC	79,361	125,062	57.59	168,170	242,900	44.44
TURKEY	145,112	977,338	573.51	571,933	1,520,772	165.90
UNITED ARAB EMIRATES	3,928,974	1,750,095	-55.46	11,164,561	2,829,665	-74.65
QATAR	774,065	898,459	16.07	404,336	351,594	-13.04
BAHRAIN	254,549	349,280	37.22	107,144	130,528	21.82
CYPRUS	0	27,190	-	0	64,099	-
EGYPT	73,722	1,012,974	1,274.05	298,219	2,985,839	901.22
LIBYAN ARAB JAMAHIRIYA	55,920	22,393	-59.96	121,194	61,647	-49.13
MOROCCO	380,788	17	-100.00	1,628,132	440	-99.97
TUNISIA	173,407	187,148	7.92	688,773	504,997	-26.68
ALGERIA	446,637	681,975	52.69	1,297,266	1,496,664	15.37
SUDAN	15,680	41,808	166.63	198,216	157,502	-20.54
ERITREA	0	19,350	-	0	23,650	-
NAMIBIA	0	45,825	-	0	15,075	-
ETHIOPIA	58,492	51,852	-11.35	210,504	54,022	-74.34
TANZANIA, UNITED REPUBLIC OF	148,067	87,928	-40.62	601,749	385,937	-35.86
MADAGASCAR	51,060	124,529	143.89	36,871	37,340	1.27
KENYA	98,571	89,874	-8.82	448,730	382,985	-14.65
REUNION	98,033	16,701	-82.96	26,217	30,270	15.46
MOZAMBIQUE	90,650	0	-100.00	45,325	0	-100.00
TOGO	0	83,894	-	0	137,822	-
GHANA	516,953	1,417,733	174.25	1,024,620	2,935,159	186.46
GUINEA	0	111,027	-	0	338,455	-
ANGOLA	16,369	20,500	25.24	129,200	176,564	36.66
CONGO	40,000	14	-99.97	15,560	17	-99.89
CAMEROON	1,596	14,586	813.91	545	30,513	5,498.72
NIGERIA	807,435	820,029	1.56	1,925,112	1,782,976	-7.38
GABON	4,440	0	-100.00	2,680	0	-100.00
COTE D'IVOIRE	200,500	142,111	-29.12	60,120	281,773	368.68
SENEGAL	10,995	33,987	209.11	35,780	109,576	206.25
MAURITANIA	196,712	0	-100.00	780,328	0	-100.00
MALI	0	57	-	0	76	-
BENIN	9,736	154,537	1,487.27	42,425	168,298	296.70
BURKINA FASO	4,820	11,520	139.00	52,775	79,296	50.25
GAMBIA	6,411	8,696	35.64	7,873	18,817	139.01
SEYCHELLES	1,648	60,405	3,565.35	2,582	101,871	3,845.43
UGANDA	3,620	80,449	2,122.35	23,451	69,045	194.42

TABEL 5. PERKEMBANGAN EKSPOR INDONESIA MENURUT KOMODITI DAN NEGARA TUJUAN

JENIS BARANG	BERAT BERSIH (KG)		PERUB	NILAI FOB (US \$)		PERUB
	JAN-JAN 2009	JAN-JAN 2010	%	JAN-JAN 2009	JAN-JAN 2010	%
	(1)	(2)	(3)	(4)	(5)	(6)
DJIBOUTI	9,728	4,347	-55.31	34,656	5,000	-85.57
SWAZILAND	5,536	12,283	121.88	29,850	87,121	191.86
SOUTH AFRICA	371,918	711,243	91.24	748,213	1,527,118	104.10
ZAMBIA	0	2,155	-	0	213,718	-
BURUNDI	0	23,106	-	0	112,626	-
MAURITIUS	34,473	65,632	90.39	64,498	117,307	81.88
RWANDA	0	22,000	-	0	99,875	-
VIRGIN ISLANDS (BRITISH)	110,500	0	-100.00	6,150	0	-100.00
AUSTRALIA	4,573,889	3,800,336	-16.91	12,274,082	10,796,342	-12.04
NEW ZEALAND	640,404	269,239	-57.96	2,037,429	478,698	-76.50
GUAM	5,983	3,303	-44.79	4,627	28,581	517.70
NEW CALEDONIA	14,749	36,730	149.03	31,382	34,262	9.18
NORTHERN MARIANA ISLANDS	0	595	-	0	2,099	-
VANUATU	19,266	4,221	-78.09	72,941	1,561	-97.86
WALLIS AND FUTUNA ISLANDS	398	6,896	1,632.66	578	18,878	3,166.09
COOK ISLANDS	47	5,739	12,110.64	540	13,376	2,377.04
FIJI	37,915	1,479	-96.10	86,054	16,406	-80.94
SAMOA	0	698	-	0	7,250	-
SOLOMON ISLANDS	0	18,818	-	0	7,508	-
TONGA	0	13,402	-	0	18,215	-
EAST TIMOR	1,353,800	1,376,490	1.68	1,792,775	1,962,519	9.47
UNITED STATES	10,239,461	6,376,606	-37.73	40,477,652	49,068,322	21.22
CANADA	405,586	843,843	108.06	2,157,817	2,587,688	19.92
MEXICO	48,242	86,291	78.87	320,234	563,077	75.83
GUATEMALA	23,120	0	-100.00	25,563	0	-100.00
HONDURAS	11,594	0	-100.00	44,317	0	-100.00
NICARAGUA	0	268	-	0	589	-
PANAMA	16,684	10,031	-39.88	274,636	55,004	-79.97
SURINAME	0	7,570	-	0	34,040	-
CHILE	90,533	308,032	240.24	1,026,089	1,324,425	29.08
VENEZUELA	107,814	515,523	378.16	23,078	262,722	1,038.41
ARGENTINA	69,762	172,694	147.55	172,566	1,394,982	708.38
BRAZIL	215,055	547,449	154.56	1,936,698	1,771,056	-8.55
COLOMBIA	31,666	138,447	337.21	214,349	556,942	159.83
BOLIVIA	3,300	0	-100.00	38,338	0	-100.00
URUGUAY	6,854	69,321	911.39	32,180	140,511	336.64
PARAGUAY	24,173	0	-100.00	112,461	0	-100.00
ECUADOR	161,501	45,630	-71.75	395,882	177,215	-55.24
PERU	32,509	449,197	1,281.76	71,037	1,593,399	2,143.06
TRINIDAD AND TOBAGO	13,320	35,054	163.17	59,669	126,838	112.57
BAHAMAS	0	2,262	-	0	12,410	-
JAMAICA	722	139	-80.75	594	239	-59.76
PUERTO RICO	24,625	10,386	-57.82	5,947	7,274	22.31
DOMINICAN REPUBLIC	56,872	38,913	-31.58	208,572	131,157	-37.12
EL SALVADOR	6,410	24,174	277.13	30,920	80,286	159.66
COSTA RICA	31,892	21,420	-32.84	24,164	190,231	687.25
HAITI	11,192	0	-100.00	24,466	0	-100.00
BARBADOS	55,000	0	-100.00	16,350	0	-100.00
ANGUILLA	0	572	-	0	1,814	-
ARUBA	110	90	-18.18	214	132	-38.32
CAPE VERDE	0	2,933	-	0	13,401	-
CAYMAN ISLANDS	0	1,737	-	0	1,880	-
DOMINICA	0	863	-	0	1,502	-
FRENCH GUIANA	0	2,030	-	0	1,337	-
FRENCH POLYNESIA	39,873	38,286	-3.98	100,459	69,699	-30.62
MARTINIQUE	445	1,438	223.15	1,147	5,370	368.18
NETHERLANDS ANTILLES	701	2,074	195.86	3,220	6,956	116.02
SAINT LUCIA	199	0	-100.00	6,191	0	-100.00
GUADELOUPE	602	7,146	1,087.04	929	9,581	931.32
SAINT KITTS AND NEVIS	99	276	178.79	2,387	4,080	70.93
UNITED KINGDOM	375,185	640,192	70.63	3,258,270	6,487,146	99.10
NETHERLANDS	5,550,039	1,361,115	-75.48	18,835,217	12,521,958	-33.52
FRANCE	897,289	1,008,385	12.38	2,966,802	3,021,390	1.84
GERMANY, FED. REP. OF	1,089,713	4,437,516	307.22	8,393,862	26,867,663	220.09
AUSTRIA	84,034	66,446	-20.93	938,692	926,217	-1.33
BELGIUM	1,331,451	12,367,486	828.87	5,959,991	15,165,099	154.45
SWITZERLAND	32,835	44,742	36.26	209,567	193,074	-7.87
LUXEMBOURG	9	20,485	227,511.11	5,038	58,960	1,070.31
DENMARK	372,653	213,500	-42.71	1,862,464	1,252,997	-32.72
NORWAY	417,963	74,601	-82.15	224,806	511,157	127.38
SWEDEN	156,376	206,275	31.91	933,888	1,104,630	18.28
FINLAND	210,637	272,820	29.52	1,697,841	2,501,947	47.36
IRELAND	2,904	2,408	-17.08	59,209	36,838	-37.78
ITALY	576,758	661,460	14.69	4,000,787	3,664,943	-8.39



TABEL 5. PERKEMBANGAN EKSPOR INDONESIA MENURUT KOMODITI DAN NEGARA TUJUAN

JENIS BARANG	BERAT BERSIH (KG)		PERUB	NILAI FOB (US \$)		PERUB
	JAN-JAN 2009	JAN-JAN 2010	%	JAN-JAN 2009	JAN-JAN 2010	%
(1)	(2)	(3)	(4)	(5)	(6)	(7)
SPAIN	328,793	300,588	-8.58	605,394	639,330	5.61
PORTUGAL	31,677	67,160	112.02	198,136	374,382	88.95
ICELAND	0	3,303	-	0	13,449	-
GREECE	130,550	151,945	16.39	608,210	317,212	-47.84
DEMOCRATIC REPUBLIC OF THE	14,337	60,172	319.70	23,284	116,077	398.53
HUNGARY	36,838	30,545	-17.08	149,245	128,913	-13.62
POLAND	178,041	404,058	126.95	659,512	801,608	21.55
ROMANIA	7,270	2,819	-61.22	55,082	18,515	-66.39
BULGARIA	43,003	267	-99.38	248,492	400	-99.84
YUGOSLAVIA	24,131	0	-100.00	94,651	0	-100.00
ALBANIA	13,575	0	-100.00	51,159	0	-100.00
AZERBAIJAN	0	17	-	0	7,688	-
BELARUS	0	1,662	-	0	28,267	-
KAZAKHSTAN	47,029	68	-99.86	227,938	2,144	-99.06
KYRGYZSTAN	0	10,044	-	0	56,734	-
TAJIKISTAN	0	34,206	-	0	101,458	-
UKRAINE	60	394	556.67	774	5,644	629.20
LITHUANIA	206	33,061	15,949.03	6,521	81,739	1,153.47
LATVIA	7,417	38,576	420.10	146,138	13,331	-90.88
ESTONIA	48,000	48,000	0.00	9,600	9,800	2.08
CROATIA	15,023	0	-100.00	40,350	0	-100.00
BOSNIA AND HERZEGOVINA	4,197	0	-100.00	49,032	0	-100.00
MALTA	46,069	0	-100.00	95,483	0	-100.00
SLOVAKIA	4,692	111	-97.63	174,458	455	-99.74
SLOVENIA	1,561	80	-94.88	29,747	6,165	-79.28
CZECH REPUBLIC	5,745	7,278	26.68	84,855	39,250	-53.74
RUSSIA FEDERATION	47,222	240,574	409.45	261,136	794,687	204.32
<b>BIJI TEMBAGA</b>	<b>156,365,919</b>	<b>122,103,781</b>	<b>-21.91</b>	<b>207,844,343</b>	<b>338,161,816</b>	<b>62.70</b>
JAPAN	80,465,920	62,912,710	-21.81	98,460,963	174,458,648	77.19
KOREA, REPUBLIC OF	0	20,000,000	-	0	49,884,724	-
CHINA	0	9,183,071	-	0	26,298,208	-
SINGAPORE	0	8,000	-	0	3,136	-
PHILIPPINES	30,000,000	0	-100.00	43,293,348	0	-100.00
INDIA	0	30,000,000	-	0	87,517,100	-
SPAIN	45,899,999	0	-100.00	66,090,032	0	-100.00
<b>BIJI NIKEL</b>	<b>541,227,478</b>	<b>1,492,045,473</b>	<b>175.68</b>	<b>19,583,261</b>	<b>48,570,030</b>	<b>148.02</b>
JAPAN	170,114,000	226,880,500	33.37	8,293,834	15,736,809	89.74
CHINA	321,063,478	1,015,384,973	216.26	9,147,305	19,439,028	112.51
AUSTRALIA	0	55,000,000	-	0	1,055,450	-
UNITED KINGDOM	50,050,000	0	-100.00	2,142,122	0	-100.00
GREECE	0	35,035,000	-	0	2,068,298	-
UKRAINE	0	159,745,000	-	0	10,270,445	-
<b>BAUKSIT</b>	<b>945,480,643</b>	<b>1,568,657,018</b>	<b>65.91</b>	<b>15,768,891</b>	<b>29,940,583</b>	<b>89.87</b>
CHINA	945,480,643	1,568,657,018	65.91	15,768,891	29,940,583	89.87
<b>BATU BARA</b>	<b>11,393,927,028</b>	<b>31,004,112,796</b>	<b>172.11</b>	<b>754,084,626</b>	<b>1,740,031,477</b>	<b>130.75</b>
JAPAN	2,464,080,000	3,514,814,103	42.64	185,427,779	225,671,153	21.70
HONG KONG	1,007,584,747	688,109,652	-31.71	67,871,548	52,064,772	-23.29
KOREA, REPUBLIC OF	1,126,222,196	4,374,675,316	288.44	73,031,655	237,040,423	224.57
TAIWAN	814,190,680	2,486,084,675	205.34	75,036,937	160,367,984	113.72
CHINA	658,449,000	9,652,485,781	1,365.94	46,810,472	517,681,154	1,005.91
THAILAND	412,914,610	1,300,007,123	214.84	20,119,115	68,600,164	240.97
SINGAPORE	64	7,202,000	11,253,025.00	309	481,597	155,756.63
PHILIPPINES	315,645,751	715,638,319	126.72	23,193,704	44,544,422	92.05
MALAYSIA	518,324,000	1,727,864,252	233.36	29,154,679	107,672,278	269.31
CAMBODIA	0	15,093,000	-	0	777,289	-
VIET NAM	8,000,000	85,986,547	974.83	336,000	4,895,295	1,356.93
INDIA	2,343,098,979	4,358,796,838	86.03	127,931,201	199,546,320	55.98
PAKISTAN	0	114,273,283	-	0	7,097,915	-
SRI LANKA	0	25,401,277	-	0	1,257,363	-
AUSTRALIA	1	0	-100.00	2	0	-100.00
NEW ZEALAND	61,165,000	88,582,000	44.82	2,977,856	4,311,543	44.79
AMERICAN SAMOA	0	5,233,063	-	0	191,007	-
UNITED STATES	396,959,000	647,428,539	63.10	22,197,866	28,313,875	27.55
CHILE	0	70,000,000	-	0	4,106,900	-
UNITED KINGDOM	217,613,000	0	-100.00	15,336,614	0	-100.00
NETHERLANDS	160,652,000	343,354,000	113.73	9,767,641	20,875,922	113.73
GERMANY, FED. REP. OF	0	1,400	-	0	72	-
SWITZERLAND	54,593,000	49,405,628	-9.50	3,319,253	3,061,751	-7.76
ITALY	457,602,000	572,176,000	25.04	32,368,505	41,782,278	29.08
SPAIN	207,587,000	161,500,000	-22.20	12,943,083	9,690,000	-25.13

TABEL 5. PERKEMBANGAN EKSPOR INDONESIA MENURUT KOMODITI DAN NEGARA TUJUAN

JENIS BARANG	BERAT BERSIH (KG)		PERUB	NILAI FOB (US \$)		PERUB
	JAN-JAN 2009	JAN-JAN 2010	%	JAN-JAN 2009	JAN-JAN 2010	%
(1)	(2)	(3)	(4)	(5)	(6)	(7)
GREECE	31,501,000	0	-100.00	1,197,038	0	-100.00
CROATIA	67,745,000	0	-100.00	2,473,369	0	-100.00
SLOVENIA	70,000,000	0	-100.00	2,590,000	0	-100.00
<b>GRANIT</b>	<b>400,327,929</b>	<b>149,037,660</b>	<b>-62.77</b>	<b>3,829,218</b>	<b>1,179,882</b>	<b>-69.19</b>
JAPAN	0	17,500	-	0	3,000	-
SINGAPORE	400,277,231	148,917,330	-62.80	3,790,890	1,089,303	-71.27
AUSTRALIA	10,634	3,140	-70.47	1,924	3,600	87.11
UNITED STATES	36,922	19,685	-46.68	29,515	23,884	-19.08
CANADA	0	21,130	-	0	10,799	-
FRANCE	0	58,875	-	0	49,296	-
SPAIN	3,142	0	-100.00	6,889	0	-100.00
<b>PASIR ALAM</b>	<b>1</b>	<b>4</b>	<b>300.00</b>	<b>1</b>	<b>4</b>	<b>300.00</b>
JAPAN	1	0	-100.00	1	0	-100.00
MALAYSIA	0	4	-	0	4	-
<b>HASIL TAMBANG LAIN</b>	<b>662,307,579</b>	<b>533,368,456</b>	<b>-19.47</b>	<b>13,660,041</b>	<b>15,677,474</b>	<b>14.77</b>
JAPAN	930,909	739,496	-20.56	189,576	109,218	-42.39
KOREA, REPUBLIC OF	6,924,108	1,762,235	-74.55	573,778	192,763	-66.40
TAIWAN	1,452,487	1,924,306	32.48	150,146	201,629	34.29
CHINA	384,186,249	354,175,441	-7.81	9,179,887	12,607,570	37.34
THAILAND	65,204	52,438,839	80,322.73	6,661	859,743	12,807.12
SINGAPORE	263,196,062	110,195,852	-58.13	2,651,735	842,146	-68.24
PHILIPPINES	71,993	60,000	-16.66	39,915	8,455	-78.82
MALAYSIA	986,712	10,192,657	932.99	216,373	610,223	182.02
MYANMAR (FORM. BURMA)	42,000	0	-100.00	5,230	0	-100.00
CAMBODIA	154,600	216,800	40.23	11,180	15,540	39.00
VIET NAM	630,536	306,378	-51.41	114,862	28,075	-75.56
MALDIVES	38,437	0	-100.00	7,855	0	-100.00
INDIA	263,698	259,455	-1.61	40,456	69,184	71.01
BANGLADESH	534,840	799,850	49.55	38,931	49,654	27.54
SRI LANKA	8,000	0	-100.00	2,400	0	-100.00
SAUDI ARABIA	0	21,998	-	0	6,594	-
UNITED ARAB EMIRATES	37,720	0	-100.00	3,634	0	-100.00
GAMBIA	0	3,138	-	0	464	-
SOUTH AFRICA	25,300	0	-100.00	1,650	0	-100.00
AUSTRALIA	2,637,002	225,652	-91.44	328,385	54,415	-83.43
NEW CALEDONIA	742	133	-82.08	644	447	-30.59
EAST TIMOR	0	6,875	-	0	1,906	-
UNITED STATES	75,161	3,619	-95.19	67,946	1,513	-97.77
FRENCH POLYNESIA	0	432	-	0	428	-
UNITED KINGDOM	0	1,029	-	0	13,714	-
NETHERLANDS	200	0	-100.00	40	0	-100.00
FRANCE	22,744	0	-100.00	12,034	0	-100.00
GERMANY, FED. REP. OF	289	0	-100.00	374	0	-100.00
NORWAY	19,938	0	-100.00	12,540	0	-100.00
SPAIN	70	34,271	48,858.57	500	3,793	658.60
POLAND	2,578	0	-100.00	3,309	0	-100.00
<b>BARANG-BARANG SENI</b>	<b>138,161</b>	<b>184,115</b>	<b>33.26</b>	<b>515,973</b>	<b>562,377</b>	<b>8.99</b>
JAPAN	16,484	5,781	-64.93	55,584	15,618	-71.90
HONG KONG	116	8	-93.10	2,103	42	-98.00
KOREA, REPUBLIC OF	0	3,409	-	0	4,139	-
TAIWAN	1,258	524	-58.35	2,721	358	-86.84
PAPUA NEW GUINEA	157	0	-100.00	142	0	-100.00
THAILAND	0	3	-	0	5	-
SINGAPORE	5,019	38,279	662.68	54,836	137,331	150.44
PHILIPPINES	70	807	1,052.86	39	1,083	2,676.92
MALAYSIA	1,516	13,548	793.67	9,693	6,089	-37.18
MALDIVES	33	0	-100.00	390	0	-100.00
INDIA	917	48	-94.77	1,768	455	-74.26
IRAN (ISLAMIC REPUBLIC OF)	815	0	-100.00	2,247	0	-100.00
TURKEY	13,074	11,960	-8.52	29,420	24,023	-18.34
UNITED ARAB EMIRATES	26	2,069	7,857.69	73	4,869	6,569.86
EGYPT	1,270	0	-100.00	23,042	0	-100.00
MOROCCO	236	0	-100.00	494	0	-100.00
MADAGASCAR	100	0	-100.00	132	0	-100.00
REUNION	3,760	51	-98.64	6,200	63	-98.98
NIGERIA	3	0	-100.00	18	0	-100.00
GABON	560	0	-100.00	1,149	0	-100.00
SOUTH AFRICA	953	1	-99.90	1,465	2	-99.86
MAURITIUS	101	0	-100.00	107	0	-100.00
AUSTRALIA	6,370	14,643	129.87	11,686	42,253	261.57

TABEL 5. PERKEMBANGAN EKSPOR INDONESIA MENURUT KOMODITI DAN NEGARA TUJUAN

JENIS BARANG	BERAT BERSIH (KG)		PERUB	NILAI FOB (US \$)		PERUB
	JAN-JAN 2009	JAN-JAN 2010	%	JAN-JAN 2009	JAN-JAN 2010	%
(1)	(2)	(3)	(4)	(5)	(6)	(7)
NEW ZEALAND	419	718	71.36	359	1,009	181.06
GUAM	0	2,114	-	0	4,994	-
NEW CALEDONIA	1,205	13	-98.92	1,821	42	-97.69
VANUATU	0	679	-	0	251	-
WALLIS AND FUTUNA ISLANDS	0	77	-	0	93	-
EAST TIMOR	187	0	-100.00	210	0	-100.00
UNITED STATES	14,350	16,379	14.14	91,770	96,326	4.96
CANADA	3,872	1,091	-71.82	13,036	3,127	-76.01
MEXICO	0	1,640	-	0	3,013	-
NICARAGUA	0	112	-	0	246	-
CHILE	0	976	-	0	793	-
VENEZUELA	0	238	-	0	806	-
BRAZIL	30	0	-100.00	53	0	-100.00
COLOMBIA	0	635	-	0	1,002	-
PERU	1,209	0	-100.00	563	0	-100.00
BAHAMAS	0	1,254	-	0	978	-
DOMINICAN REPUBLIC	72	0	-100.00	139	0	-100.00
COSTA RICA	5	0	-100.00	22	0	-100.00
HAITI	2,341	0	-100.00	4,469	0	-100.00
CAYMAN ISLANDS	0	162	-	0	176	-
FRENCH POLYNESIA	403	137	-66.00	1,218	994	-18.39
MARTINIQUE	133	4	-96.99	205	15	-92.68
NETHERLANDS ANTILLES	123	0	-100.00	521	0	-100.00
GUADELOUPE	46	407	784.78	94	714	659.57
UNITED KINGDOM	2,296	487	-78.79	4,098	1,133	-72.35
NETHERLANDS	12,480	21,305	70.71	33,757	62,064	83.86
FRANCE	7,879	8,694	10.34	20,099	16,123	-19.78
GERMANY, FED. REP. OF	6,345	1,939	-69.44	32,202	8,416	-73.86
AUSTRIA	356	280	-21.35	1,209	497	-58.89
BELGIUM	3,730	1,378	-63.06	6,429	4,069	-36.71
SWITZERLAND	0	302	-	0	475	-
NORWAY	18	0	-100.00	1,739	0	-100.00
FINLAND	92	3	-96.74	4	25	525.00
IRELAND	0	43	-	0	60	-
ITALY	17,058	22,858	34.00	62,477	66,738	6.82
SPAIN	6,445	8,858	37.44	33,535	51,172	52.59
PORTUGAL	2,173	76	-96.50	720	445	-38.19
GREECE	956	73	-92.36	607	158	-73.97
HUNGARY	724	1	-99.86	652	15	-97.70
POLAND	1	0	-100.00	2	0	-100.00
ROMANIA	0	4	-	0	50	-
CROATIA	0	47	-	0	28	-
MALTA	10	0	-100.00	130	0	-100.00
RUSSIA FEDERATION	365	0	-100.00	524	0	-100.00
<b>LAINNYA</b>	<b>0</b>	<b>486</b>	<b>-</b>	<b>0</b>	<b>4,915</b>	<b>-</b>
CHINA	0	486	-	0	4,915	-
<b>TOTAL EKSPOR</b>	<b>21,833,053,447</b>	<b>43,728,031,415</b>	<b>100.28</b>	<b>7,280,109,646</b>	<b>11,595,867,120</b>	<b>59.28</b>