

Buletin Statistik Perdagangan Luar Negeri
Foreign Trade Statistical Bulletin

EKSPOR /EXPORTS

ISSN : 0216-5775

No. Publikasi / *Publication Number* : 06110.1005

Katalog BPS / *BPS Catalogue*: 8202002

Ukuran Buku / *Book Size* : 21 Cm X 29 Cm

Jumlah Halaman / *Total Pages* : 121 Halaman / *Pages*

Naskah / *Manuscript* :

Bagian Statistik Ekspor

Export Statistics Division

Gambar Kulit / *Cover Design* :

Bagian Statistik Ekspor

Export Statistics Division

Diterbitkan oleh / *Published by* :

Badan Pusat Statistik, Jakarta - Indonesia

CBS, Indonesia

Dicetak oleh / *Printed by* :

CV Sari Intan Perdana

Boleh dikutip dengan menyebut sumbernya

May be cited with reference to the source

KATA PENGANTAR

Buletin Statistik Perdagangan Luar Negeri Ekspor yang diterbitkan secara bulanan memuat data ekspor menurut sektor, Perkembangan ekspor komoditi pertanian, Perkembangan ekspor komoditi industri, Perkembangan ekspor komoditi pertambangan dan Perkembangan ekspor Indonesia menurut komoditi dan negara tujuan secara kumulatif dari Januari sampai bulan berjalan.

Buletin ini juga menyajikan ulasan singkat tentang perbandingan, pertumbuhan dan peranan serta data pokok yang cukup menonjol atau yang mengalami perubahan yang signifikan. Diharapkan dengan adanya informasi semacam ini, para pengguna data ekspor dapat melihat dan mengikuti perkembangan ekspor secara garis besar.

Kepada para pengguna data, saran dan kritik yang bersifat konstruktif demi penyempurnaan publikasi ini, sangat diharapkan. Dengan demikian usaha BPS untuk meningkatkan pelayanan dan pemasyarakatan statistik (khususnya data Statistik Ekspor) dapat dilaksanakan secara baik dan berkesinambungan.

Jakarta, April 2010

BADAN PUSAT STATISTIK

KEPALA,

DR. Rusman Heriawan

NIP. 340003999

ISI / CONTENT

Halaman / Page

Kata Pengantar / <i>Preface</i>	iii
Isi / <i>Content</i>	iv
Ringkasan / <i>Highlight</i>	v - xiv

Jilid / Volume

Tabel 1. Ringkasan Perkembangan Ekspor Indonesia	1
Tabel 2. Perkembangan Ekspor Komoditi Pertanian	1
Tabel 3. Perkembangan Ekspor Komoditi Industri	2
Tabel 4. Perkembangan Ekspor Komoditi Pertambangan	4
Tabel 5. Perkembangan Ekspor Indonesia Menurut Komoditi dan Negara Tujuan	5

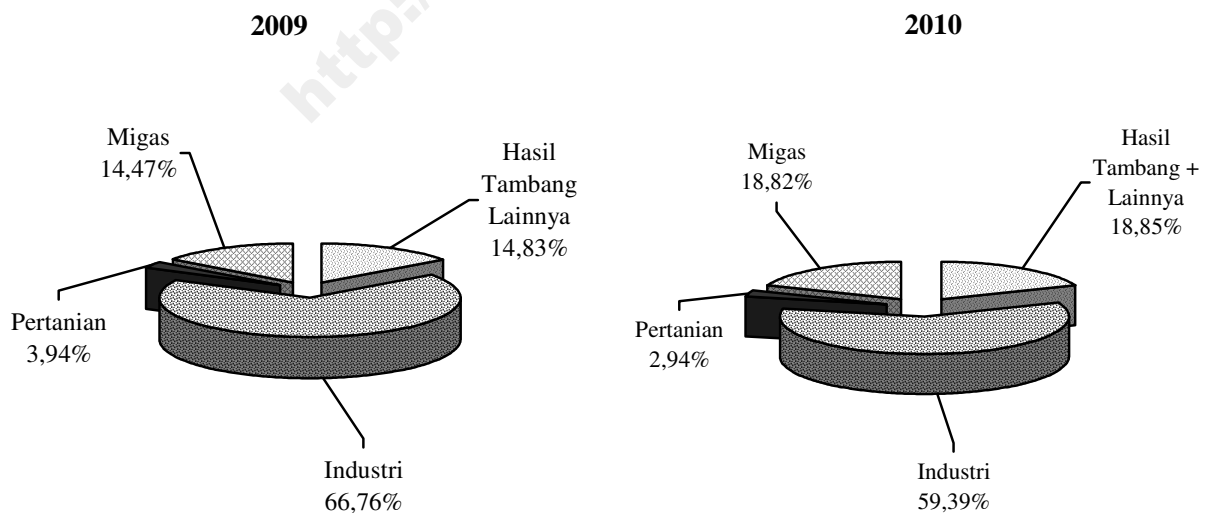
RINGKASAN

Ekspor Indonesia pada periode Januari - Maret 2010 mencapai nilai US\$ 35 536,7 juta dengan volume 120 898,9 ribu ton, yang terdiri dari US\$ 6 688,7 juta hasil ekspor minyak dan gas bumi dan US\$ 28 848,0 juta hasil ekspor komoditi non migas.

Dibandingkan periode yang sama tahun 2009, nilai ekspor naik US\$ 12 507,5 juta, karena adanya peningkatan ekspor non migas senilai US\$ 9 150,4 juta dan dari kelompok migas juga mengalami peningkatan sebesar US\$ 3 357,1 juta atau

naik 100,77 persen dibanding periode yang sama tahun sebelumnya. Dengan demikian, diperlihatkan bahwa penerimaan dari sektor migas masih bisa diharapkan, karena perkembangan harga di pasaran internasional menunjukkan perkembangan yang fluktuatif. Bulan Maret 2010 harga minyak mentah Indonesia US\$ 78,71 per barelnya, naik sebesar US\$ 31,76 per barel dibandingkan bulan Maret 2009.

Grafik 1 : PERBANDINGAN NILAI EKSPOR INDONESIA PADA JANUARI - MARET 2009 & 2010

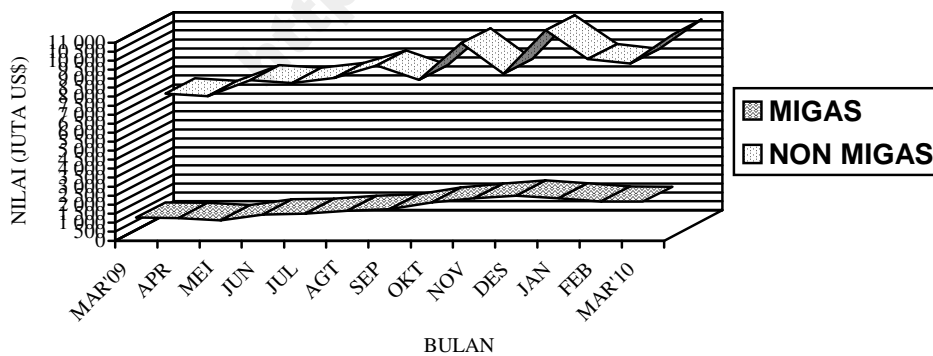


Pada Grafik 1 ditampilkan perbandingan nilai ekspor selama Periode Januari - Maret 2009 dan 2010. Sedangkan trend perkembangannya dari bulan Maret 2009 sampai dengan Maret 2010 disajikan pada Grafik 2, 3, dan 4. Nilai ekspor kelompok migas pada Januari - Maret 2009 senilai US\$ 3 331,6 juta yang terdiri dari minyak mentah, hasil minyak dan gas masing-masing senilai US\$ 1 426,9 juta, US\$ 421,8 juta, dan US\$ 1 483,0 juta. Sedangkan pada Januari - Maret 2010 nilai

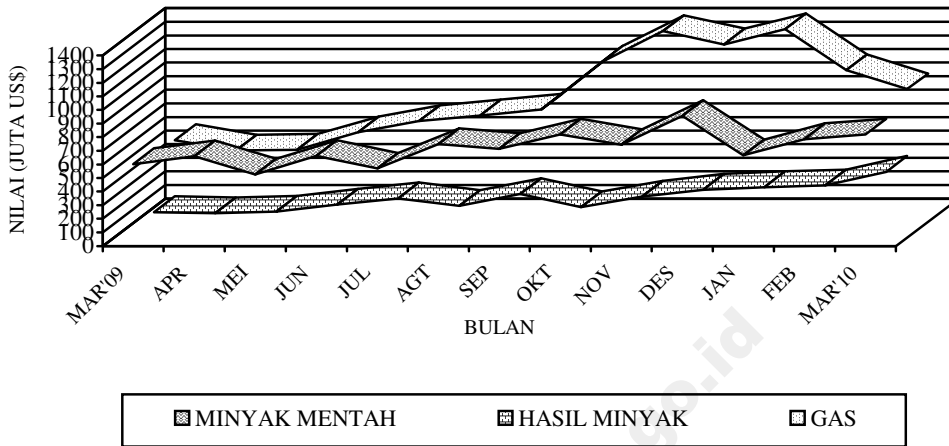
untuk kelompok migas masing-masing sebesar US\$ 2 272,0 juta, US\$ 1 073,9 juta dan US\$ 3 342,8 juta.

Nilai ekspor untuk kelompok non migas yang terdiri dari hasil pertanian, industri serta hasil tambang dan lainnya pada bulan Januari - Maret 2009 masing-masing US\$ 908,9 juta, US\$ 15 373,4 juta, dan US\$ 3 415,2 juta. Sementara itu pada periode Januari - Maret 2010 masing-masing mencapai US\$ 1 044,2 juta, US\$ 21 105,1 juta, dan US\$ 6 698,7 juta.

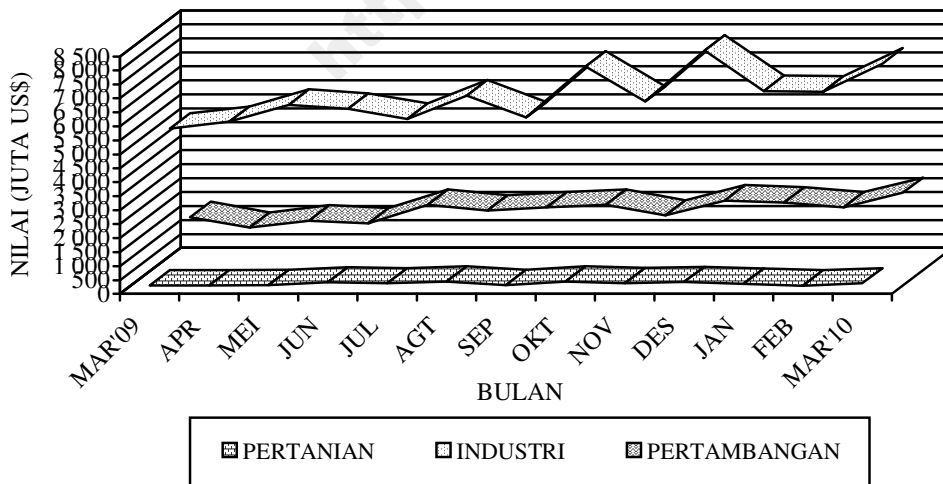
Grafik 2 : PERKEMBANGAN NILAI EKSPOR MIGAS DAN NON MIGAS SELAMA MARET 2009 SAMPAI DENGAN MARET 2010



**Grafik 3 : PERKEMBANGAN NILAI EKSPOR KOMODITI MIGAS
SELAMA MARET 2009 SAMPAI DENGAN MARET 2010**



**Grafik 4 : PERKEMBANGAN NILAI EKSPOR KOMODITI NON MIGAS
SELAMA MARET 2009 SAMPAI DENGAN MARET 2010**



**Tabel A. RINGKASAN EKSPOR NON MIGAS INDONESIA
(JUTA US\$)**

Tahun dan Bulan	Hasil sektor pertanian	Hasil sektor industri	Hasil sektor tambang	Total
[1]	[2]	[3]	[4]	[6]
2008				
Maret	334,0	7 870,6	1 037,1	9 241,7
April	376,5	6 861,3	1 202,8	8 440,5
Mei	404,2	8 041,7	1 238,9	9 684,7
Juni	459,2	8 162,3	1 201,9	9 823,5
Juli	450,2	7 707,8	1 487,2	9 645,3
Agustus	417,3	7 647,9	1 445,3	9 510,5
September	423,0	8 118,6	1 280,1	9 821,7
Oktober	358,4	7 038,7	1 507,3	8 904,4
November	359,8	6 631,2	1 229,2	8 220,1
Desember	376,7	5 773,7	1 339,2	7 489,6
2009				
Januari	261,6	4 977,6	1 015,3	6 254,6
Februari	339,5	5 022,4	748,0	6 109,8
Maret	307,8	5 373,4	1 651,9	7 333,2
April	307,7	5 614,4	1 278,0	7 200,0
Mei	322,3	6 220,5	1 529,2	8 072,1
Juni	413,2	6 081,5	1 434,7	7 929,3
Juli	379,0	5 720,3	2 096,0	8 195,3
Agustus	443,4	6 556,2	1 890,6	8 890,1
September	316,7	5 773,0	2 003,2	8 092,9
Oktober	443,8	7 591,8	2 095,5	10 131,2
November	388,9	6 340,4	1 708,6	8 220,1
Desember	428,9	8 164,3	2 252,1	10 845,2
2010				
Januari	364,7	6 712,2	2 174,2	9 251,0
Februari	297,8	6 690,5	2 002,8	8 991,2
Maret	381,7	7 702,4	2 521,7	10 605,8

Dipandang dari negara tujuan ekspor (Tabel B), pada bulan Maret 2010 kelompok migas yang ditujukan ke kawasan Asia Timur dan Asia Selatan & Tenggara masing-masing sebesar US\$ 1 374,0 juta dan sebesar US\$ 494,9 juta memperlihatkan peningkatan dibanding tahun 2009. Negara yang memperlihatkan peningkatan ekspor kelompok migas adalah Jepang dengan persentase peningkatan sebesar 59,12 persen, Thailand dengan persentase

peningkatan sebesar 264,26 persen, Singapura dengan persentase peningkatan sebesar 383,99 persen dan Malaysia dengan persentase peningkatan sebesar 179,80 persen, sedangkan China memperlihatkan penurunan dibanding tahun 2009, dengan persentase penurunan sebesar 66,95 persen. Dari Tabel B juga terlihat bahwa ekspor komoditi migas pada bulan Maret 2010 menunjukkan peningkatan menjadi US\$ 2 168,6 juta.

Tabel B : Perkembangan Ekspor Migas & Non Migas Indonesia Menurut Negara Tujuan, Maret 2009 & Maret 2010 (Juta US\$)

Kawasan Negara Ekspor	Migas			Non Migas		
	Maret 2009	Maret 2010	Perubahan (%)	Maret 2009	Maret 2010	Perubahan (%)
• Asia Timur	925,1	1 374,0	48,53	2 228,6	3 545,5	59,09
- Jepang	424,9	676,0	59,12	912,1	1 330,9	45,93
- China	273,9	90,5	-66,95	607,2	1 095,0	80,34
• Asia Selatan & Tenggara	149,2	494,9	231,64	2 365,5	3 212,2	35,80
- Muangthai	28,3	103,0	264,26	182,3	323,2	77,33
- Singapura	58,0	280,9	383,99	599,9	914,2	52,40
- Philipina	0,2	7,4	3 633,89	208,6	298,7	43,21
- Malaysia	37,0	103,4	179,80	331,2	625,4	88,86
• Asia Barat	0,0	0,1	34,65	310,0	399,7	28,91
• Afrika	0,0	63,7	-	197,7	288,2	45,77
• Australia & Oseania	171,7	146,9	-14,44	162,0	207,4	28,01
• Amerika Utara	35,5	85,6	141,34	795,2	1 167,7	46,83
- Amerika Serikat	35,5	85,6	141,34	761,4	1 094,8	43,79
• Amerika Tengah & Selatan	0,0	0,0	-	149,1	240,9	61,52
• Eropa Barat	0,0	3,4	-	1 025,3	1 372,2	33,83
• Eropa Timur	0,1	0,0	-100,00	99,7	172,1	72,63
Total Ekspor	1 281,6	2 168,6	69,21	7 333,1	10 605,8	44,63

Pada kelompok non migas nilai ekspor juga mengalami peningkatan hingga mencapai US\$ 10 605,8 juta. Peningkatan terbesar terjadi ke negara Cina sebesar 80,34 persen.

Pada tabel 1 disajikan ekspor menurut sektor. Disini terlihat bahwa perolehan devisa terbesar pada periode Januari - Maret 2010 berasal dari sektor industri dengan nilai US\$ 21 105,1 juta atau sekitar 59,39 persen dari total ekspor, sedangkan pada periode Januari - Maret 2009 juga berasal dari sektor industri dengan nilai US\$ 15 373,4 juta atau sekitar 66,76 persen dari total ekspor. Dibandingkan periode yang sama tahun sebelumnya, sektor industri mengalami peningkatan 37,28 persen.

Pada tabel 2 disajikan perkembangan ekspor komoditi hasil pertanian, selama periode Januari - Maret 2010, komoditi andalan sektor pertanian antara lain biji coklat dengan nilai US\$ 309,2 juta (29,61 persen); udang segar/beku dengan nilai US\$ 186,6 juta (17,87 persen); ikan dan lain-lain dengan nilai US\$ 174,8 juta (16,74 persen); kopi dengan nilai US\$ 112,7 juta (10,79 persen); rempah-rempah dengan nilai US\$ 59,5 juta (5,70 persen); teh dengan nilai US\$ 37,9 juta (3,63 persen); buah-buahan dengan nilai US\$ 36,4 juta (3,49 persen); bahan nabati lainnya dengan nilai US\$ 27,0 juta

(2,58 persen); tembakau dengan nilai US\$ 19,4 juta (1,85 persen); sayur-sayuran dengan nilai US\$ 10,9 juta (1,04 persen).

Pada tabel 3 disajikan perkembangan ekspor komoditi hasil industri, selama periode Januari - Maret 2010, komoditi andalan sektor industri antara lain tekstil dengan nilai US\$ 2 593,3 juta (12,29 persen); minyak nabati dengan nilai US\$ 2 581,8 juta (12,23 persen); barang dari logam tidak mulia dengan nilai US\$ 2 451,2 juta (11,61 persen); alat listrik, ukur, fotografi, dll dengan nilai US\$ 2 398,7 juta (11,37 persen); karet alam olahan dengan nilai US\$ 1 955,2 juta (9,26 persen); kertas dan barang dari kertas dengan nilai US\$ 953,6 juta (4,52 persen); makanan olahan dengan nilai US\$ 803,8 juta (3,81 persen); bahan kimia dengan nilai US\$ 770,1 juta (3,65 persen); kayu olahan dengan nilai US\$ 688,2 juta (3,26 persen); meubel dan bagian-bagiannya dengan nilai US\$ 620,4 juta (2,94 persen).

Pada tabel 4 disajikan perkembangan ekspor komoditi hasil pertambangan, selama periode Januari - Maret 2010, komoditi andalan sektor pertambangan antara lain batu bara dengan nilai US\$ 4 702,1 juta (70,19 persen) dan biji tembaga dengan nilai US\$ 1 716,6 juta (25,63 persen). Ekspor batu bara mengalami peningkatan 111,26

persen dibanding periode yang sama tahun sebelumnya, sedangkan biji tembaga mengalami peningkatan 62,47 persen.

Perkembangan ekspor Indonesia menurut komoditi dan negara tujuan yang disajikan pada Tabel 5, memperlihatkan bahwa ekspor selama ini lebih banyak bertumpu pada 15 komoditi utama, (ringkasan disajikan pada Tabel C yang diurut menurut nilai ekspor). Lima belas komoditi tersebut pada periode Januari - Maret 2010 menyumbang sekitar 66,81 persen dari ekspor non migas.

Batu bara mempunyai nilai US\$ 4 702,1 juta, naik US\$ 2 476,3 juta dari tahun lalu, komoditi ini menyumbang sekitar 16,30 persen ekspor non migas nasional pada periode Januari - Maret 2010. Nilai ekspor barang dari minyak kelapa sawit selama periode Januari - Maret 2010 naik US\$ 524,0 juta menjadi US\$ 2 248,7 juta.

Pada periode Januari - Maret 2010 nilai ekspor biji tembaga sebesar US\$ 1 716,6 juta, yang naik dibanding tahun lalu sebesar US\$ 660,1 juta atau naik sekitar 62,47 persen. Komoditi pakaian jadi diekspor dengan nilai US\$ 1 518,9 juta atau 5,27 persen, crumb rubber diekspor dengan nilai US\$ 1 408,1 juta atau sekitar 4,88 persen dari perolehan devisa non migas.

Selama periode Januari - Maret 2010, alat listrik nilai ekspornya mencapai US\$ 1 405,3 juta, sedangkan tahun sebelumnya senilai US\$ 896,8 juta, atau terjadi peningkatan sekitar US\$ 508,6 juta (56,71 persen). Kertas dan barang dari kertas nilai ekspornya naik US\$ 186,9 juta (24,38 persen) menjadi US\$ 983,6 juta.

Perolehan devisa dari tembaga pada periode Januari - Maret 2010 diekspor dengan nilai US\$ 911,5 juta atau sekitar 3,16 persen dari kelompok non migas. Audio visual pada periode Januari - Maret 2010 diekspor dengan nilai US\$ 868,3 juta, sedangkan tahun sebelumnya US\$ 665,7 juta.

Textil lainnya nilai ekspornya naik US\$ 245,0 juta menjadi US\$ 755,8 juta. Sedangkan nilai ekspor bahan kimia organik dalam periode Januari - Maret 2010 naik 128,03 persen menjadi US\$ 637,3 juta. Besi/baja nilai ekspornya naik US\$ 37,5 juta menjadi US\$ 614,3 juta. Meubel & bagian-bagiannya dari bahan lainnya nilai ekspornya naik US\$ 190,6 juta menjadi US\$ 545,7 juta. Alas kaki (kulit, karet dan kanvas) nilai ekspornya naik US\$ 82,3 juta menjadi US\$ 507,2 juta. Damar tiruan, bahan plastik nilai ekspornya naik US\$ 99,0 juta menjadi US\$ 481,0 juta.

**Tabel C : Ekspor Utama Barang Bukan Migas
Periode Januari - Maret, 2009 dan 2010**

HS	Nilai FOB (Juta US\$)		Perubahan		% Peran 2010 (Terhadap Non Migas)
	2009	2010	Absolut	Persen	
Batu Bara	2 225,8	4 702,1	2 476,3	111,26	16,30
Minyak kelapa sawit	1 724,7	2 248,7	524,0	30,38	7,79
Biji Tembaga	1 056,5	1 716,6	660,1	62,47	5,95
Pakaian Jadi	1 397,6	1 518,9	121,4	8,69	5,27
Crumb Rubber	570,6	1 408,1	837,4	146,75	4,88
Alat Listrik	896,8	1 405,4	508,6	56,71	4,87
Kertas dan barang dari Kertas	766,7	953,6	186,9	24,38	3,31
Tembaga	411,7	911,5	499,8	121,41	3,16
Audio Visual	665,7	868,3	202,6	30,44	3,01
Textil lainnya	510,8	755,8	245,0	47,97	2,62
Bahan Kimia Organik	279,5	637,3	357,8	128,03	2,21
Besi/baja	576,8	614,3	37,5	6,51	2,13
Meubel dan bagian-bagiannya dari bahan lainnya	355,1	545,7	190,6	53,69	1,89
Alas Kaki (Kulit, Karet dan Kanvas)	424,9	507,2	82,3	19,38	1,76
Damar Tiruan, Bahan Plastik	382,0	481,0	99,0	25,90	1,67
Total Komoditi Utama	12 245,1	19 274,5	7 029,4	57,41	66,81

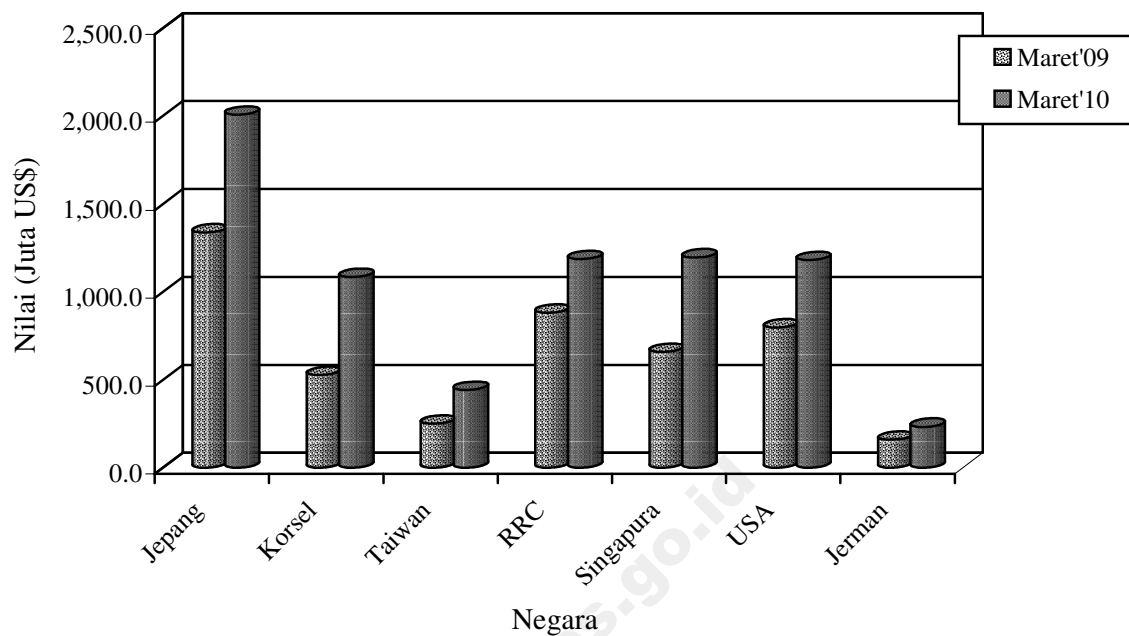
Nilai ekspor periode Januari - Maret 2010, menurut negara kelompok ekonomi, ke kelompok negara APEC adalah yang terbesar yaitu mencapai 73,89 persen dari total ekspor yaitu US\$ 26 258,7 juta, diantaranya US\$ 8 101,7 juta ke ASEAN dan US\$ 3 503,4 juta ke NAFTA. Sementara nilai ekspor ke Uni Eropa sebesar 11,25 persen (US\$ 3 997,6 juta) dan ke Timur Tengah sebesar 3,04 persen (US\$ 1 079,9 juta). Ditinjau dari perkembangannya, nilai ekspor ke negara-negara APEC naik 63,33 persen dibanding keadaan tahun 2009 yang terdiri dari peningkatan ekspor menuju Jepang sebesar 53,10 persen, menuju ASEAN sebesar 77,92 persen, menuju NAFTA sebesar 34,52 persen dan ke Korea Selatan naik sebesar 110,05 persen

Nilai ekspor periode Januari - Maret 2010, menuju tujuh negara tujuan utama yaitu Jepang, Korea Selatan, Taiwan, RR China, Singapura, Amerika dan Jerman

mencapai sebesar US\$ 20 701,3 juta atau sekitar 58,25 persen dari total ekspor. Dibandingkan periode tahun sebelumnya nilai ini naik US\$ 8 068,6 juta atau sekitar 63,87 persen.

Selain tujuh negara tujuan utama di atas, negara tujuan yang membeli produk nasional di atas US\$ 100 juta pada bulan Maret 2010 antara lain Hongkong, Malaysia dan Australia masing-masing dengan nilai US\$ 194,1 juta, US\$ 728,8 juta dan US\$ 306,6 juta. Sedangkan dari kawasan Eropa antara lain ke Belanda dan Inggris masing-masing dengan nilai US\$ 219,2 juta dan US\$ 137,3 juta.

Grafik 5: EKSPOR INDONESIA MENURUT NEGARA TUJUAN UTAMA BULAN MARET 2009 & 2010



Perbandingan nilai ekspor bulan Maret 2009 dan 2010 ke beberapa negara tertentu disajikan pada Grafik 5.

TABEL 1. RINGKASAN PERKEMBANGAN EKSPOR INDONESIA

JENIS BARANG	BERAT BERSIH (RIBU TON)		PERUB	NILAI FOB (JUTA US \$)		PERUB
	JAN-MAR 2009	JAN-MAR 2010	%	JAN-MAR 2009	JAN-MAR 2010	%
	(1)	(2)	(3)	(4)	(5)	(6)
Total Ekspor	65,275.4	120,898.9	85.21	23,029.2	35,536.7	54.31
MIGAS	10,579.3	12,812.5	21.11	3,331.6	6,688.7	100.77
MINYAK MENTAH	4,638.3	4,125.8	-11.05	1,426.9	2,272.0	59.23
HASIL MINYAK	964.1	1,990.4	106.45	421.8	1,073.9	154.62
GAS ALAM	4,976.9	6,696.3	34.55	1,483.0	3,342.8	125.41
NON MIGAS	54,696.2	108,086.4	97.61	19,697.6	28,848.0	46.45
HASIL PERTANIAN	570.7	649.4	13.79	908.9	1,044.2	14.88
HASIL INDUSTRI	12,117.3	12,603.5	4.01	15,373.4	21,105.1	37.28
HASIL TAMBANG	42,007.6	94,833.0	125.75	3,412.2	6,696.5	96.25
LAINNYA	0.6	0.5	-11.92	3.0	2.2	-27.68

TABEL 2. PERKEMBANGAN EKSPOR KOMODITI HASIL PERTANIAN

JENIS BARANG	BERAT BERSIH (TON)		PERUB	NILAI FOB (RIBU US \$)		PERUB
	JAN-MAR 2009	JAN-MAR 2010	%	JAN-MAR 2009	JAN-MAR 2010	%
	(1)	(2)	(3)	(4)	(5)	(6)
TOTAL PERTANIAN	570,680	649,356	13.79	908,943	1,044,197	14.88
KARET ALAM	2,926	2,682	-8.34	2,893	5,530	55.70
KOPI	73,784	58,487	-20.73	144,902	112,694	-28.85
KAYU BULAT	123	0	-100.00	20	0	-100.00
UDANG SEGAR/BEKU	33,495	26,029	-22.29	212,681	186,566	-13.57
TEH	20,677	18,903	-8.58	30,938	37,873	21.57
REMPAH-REMPAH	23,159	23,089	7.21	46,854	59,544	14.12
-LADA HITAM	5,788	6,205	7.21	12,145	16,871	9.42
-LADA PUTIH	2,717	2,387	-12.12	10,381	11,328	-7.98
-KAYU MANIS DAN BUNGANYA	6,483	6,873	6.02	5,361	7,042	38.52
-BIJI PALA & BUNGANYA DAN KAPULAGA	4,963	4,916	-0.96	13,735	19,187	40.47
-PANILI	32	78	144.10	374	1,021	257.56
-LAINNYA	3,176	2,630	-17.21	4,857	4,095	-24.76
TEBAKAU	10,472	8,055	-23.08	29,384	19,356	-15.80
BIJI COKLAT	80,877	108,363	33.98	182,770	309,170	44.77
IKAN DAN LAIN-LAIN	93,255	117,492	-14.17	142,972	174,798	22.18
-IKAN TONGKOL/TUNA	15,193	13,041	-14.17	33,106	35,842	-4.68
-UBUR-UBUR	1,070	2,517	135.19	2,326	3,548	98.25
-KEPITING, KERANG-KERANGAN	10,655	15,834	48.60	31,195	40,891	29.32
-BEKICOT	618	448	-27.45	1,600	1,265	-29.42
-IKAN LAINNYA	65,719	85,652	30.33	74,745	93,252	30.54
BIJI-BIJIAN	40,566	62,218	4,092.65	4,531	7,009	91.60
-BIJI BUNGA	1	29	4,092.65	535	645	9.25
-BIJI KAPAS	152	614	302.89	29	141	-
-BIJI LAINNYA	40,413	61,576	52.37	3,967	6,223	107.53
BULU BEBEK	11	91	727.25	9	74	251.17
DAMAR DAN GETAH DAMAR	7,286	10,371	42.34	6,230	9,819	123.61
KOPAL DAN LAIN-LAIN	6,889	6,490	-5.78	5,077	4,709	-6.23
SAYUR-SAYURAN	13,314	18,936	42.22	7,144	10,856	73.15
BUAH-BUAHAN	64,000	63,719	-0.44	31,891	36,441	26.70
KULIT KERANG DAN LAIN-LAIN	1,053	4,242	302.91	394	2,663	550.19
TANAMAN OBAT	2,697	2,945	9.18	3,231	2,948	-35.56

TABEL 2. PERKEMBANGAN EKSOR KOMODITI HASIL PERTANIAN

JENIS BARANG	BERAT BERSIH (TON)		PERUB	NILAI FOB (RIBU US \$)		PERUB
	JAN-MAR 2009	JAN-MAR 2010	%	JAN-MAR 2009	JAN-MAR 2010	%
	(1)	(2)	(3)	(4)	(5)	(6)
BAHAN NABATI LAINNYA	23,189	54,144	11.16	20,628	26,975	30.77
-GANGGANG LAUT	20,289	22,554	11.16	20,288	25,769	27.01
-LAINNYA	2,900	31,590	989.34	339	1,206	255.29
HASIL PERTANIAN LAINNYA	72,905	63,099	82.03	36,393	37,171	2.14
-MUTIARA	1	1	82.03	1,985	4,282	115.67
-LAINNYA	72,904	63,098	-13.45	34,407	32,889	-4.41

TABEL 3. PERKEMBANGAN EKSPOR KOMODITI HASIL INDUSTRI

JENIS BARANG	BERAT BERSIH (TON)		PERUB	NILAI FOB (RIBU US \$)		PERUB
	JAN-MAR 2009	JAN-MAR 2010	%	JAN-MAR 2009	JAN-MAR 2010	%
	(1)	(2)	(3)	(4)	(5)	(6)
TOTAL INDUSTRI	12,117,333	12,603,539	4.01	15,373,374	21,105,141	37.28
KAYU OLAHAN	453,275	852,302	88.03	462,739	688,218	48.73
-KAYU LAPIS	272,972	447,725	64.02	224,886	390,058	73.45
-KAYU GERGAJIAN	8,370	7,230	-13.62	9,093	6,967	-23.38
-KAYU OLAHAN LAIN	171,933	397,346	131.11	228,760	291,192	27.29
BARANG DARI LOGAM TIDAK MULIA	741,496	710,216	-4.22	1,491,412	2,451,184	64.35
-TIMAH	26,453	20,045	-24.22	275,715	299,174	8.51
-ALUMINIUM	64,402	55,624	-13.63	116,899	146,961	25.72
-NIKEL	10,550	38,565	265.55	70,594	428,369	506.81
-BESI/BAJA	548,585	492,286	-10.26	576,803	614,339	6.51
-TEMBAGA	79,350	87,479	10.24	411,667	911,473	121.41
-SENG	956	816	-14.69	925	817	-11.64
-LOGAM TIDAK MULIA LAIN	11,200	15,401	37.51	38,810	50,051	28.96
TEKSTIL	404,707	477,386	17.96	2,179,797	2,593,314	18.97
-PAKAIAN JADI	90,170	102,657	13.85	1,397,556	1,518,939	8.69
-KAIN TENUN	49,456	59,046	19.39	271,427	318,528	17.35
-TEKSTIL LAINNYA	265,081	315,683	19.09	510,814	755,847	47.97
KARET ALAM OLAHAN	527,225	652,913	23.84	925,391	1,955,245	111.29
-BARANG DARI KARET	90,101	135,575	50.47	318,865	473,361	48.45
-SHEET	16,589	12,611	-23.98	24,252	35,788	47.57
-CRUMB RUBBER	412,485	491,457	19.15	570,646	1,408,059	146.75
-CREPE	8,050	13,269	64.84	11,629	38,037	227.09
MAKANAN TERNAK	754,653	701,810	-7.00	55,673	58,140	4.43
-BUNGKIL KELAPA	19,458	30,620	57.36	3,393	3,300	-2.76
-DEDAK/BEKATUL	75,825	89,022	17.40	9,865	15,062	52.68
-LAINNYA	659,370	582,168	-11.71	42,414	39,779	-6.21
MINYAK ATSIRI DAN LAINNYA	16,201	20,120	24.19	77,012	102,127	32.61
-MINYAK ATSIRI LAINNYA	869	1,144	31.66	18,860	28,275	49.92
-WANGI-WANGIAN DARI MINYAK ATSIRI	15,332	18,976	23.77	58,151	73,851	27.00
ROTAN OLAHAN	8,290	9,338	12.64	8,314	9,079	9.20
MINYAK NABATI	3,987,589	3,535,196	-11.35	2,035,363	2,581,809	26.85
-MINYAK KELAPA SAWIT	3,440,989	3,121,456	-9.29	1,724,710	2,248,660	30.38
-MINYAK BIJI KELAPA SAWIT	404,313	311,480	-22.96	221,397	251,796	13.73
-MINYAK NABATI LAIN	142,287	102,259	-28.13	89,256	81,353	-8.85
ASAM BERLEMAK	195,390	197,756	1.21	102,637	159,381	55.29
-STEARIN	35,760	45,037	25.94	21,387	39,689	85.57
-ASAM BERLEMAK LAIN	159,630	152,719	-4.33	81,250	119,692	47.31

TABEL 3. PERKEMBANGAN EKSPOR KOMODITI HASIL INDUSTRI

JENIS BARANG	BERAT BERSIH (TON)		PERUB	NILAI FOB (RIBU US \$)		PERUB
	JAN-MAR 2009	JAN-MAR 2010	%	JAN-MAR 2009	JAN-MAR 2010	%
	(1)	(2)	(3)	(4)	(5)	(6)
ALAT LISTRIK, UKUR, FOGRAFI, DLL	128,463	165,506	28.84	1,665,129	2,398,705	44.06
-ALAT LISTRIK	96,546	128,832	33.44	896,814	1,405,387	56.71
-DIODE TRANSISTOR	287	226	-21.22	23,259	52,175	124.32
-AUDIO VISUAL	28,966	34,175	17.98	665,698	868,322	30.44
-FOTOGRAFI DAN OPTIK	704	831	18.11	43,048	43,007	-0.10
-ALAT UKUR	169	99	-41.18	5,449	2,755	-49.44
-LONCENG, ARLOJI DAN BAGIANNYA	1,790	1,343	-24.97	30,862	27,058	-12.32
MAKANAN OLAHAN	320,455	405,268	26.47	629,834	803,756	27.61
-COKLAT OLAHAN	24,146	24,687	2.24	78,788	93,529	18.71
-GULA TETES	25,183	74,883	197.36	2,413	11,165	362.76
-KERUPUK UDANG	1,773	1,859	4.89	3,009	3,232	7.39
-BUAH/SAYURAN OLAHAN	97,429	84,881	-12.88	66,156	57,026	-13.80
-MINUMAN OLAHAN	24,033	28,207	17.37	14,521	15,552	7.10
-ROKOK DAN TEMBAKAU OLAHAN	18,245	25,333	38.85	111,086	164,284	47.89
-DAGING TERNAK	879	833	-5.17	3,596	3,626	0.83
-DAGING UNGGAS	0	78	558,628.57	1	40	3,207.08
-IKAN OLAHAN	42,121	52,300	24.17	172,519	197,193	14.30
-BERAS GILING	101	59	-41.51	69	70	1.15
-KOPI OLAHAN	20	15	-27.30	59	45	-23.30
-TEH OLAHAN	2,083	2,149	3.18	5,469	7,901	44.49
-GULA PASIR	194	141	-27.35	128	248	94.22
-GULA LAINNYA	3,396	3,514	3.49	2,295	2,469	7.57
-MAKANAN OLAHAN LAINNYA	80,852	106,328	31.51	169,725	247,376	45.75
SEMEN	521,276	315,931	-39.39	23,882	12,163	-49.07
BARANG ANYAMAN	3,518	3,514	-0.10	10,902	11,538	5.84
-DARI ROTAN	807	1,078	33.66	2,870	3,941	37.31
-DARI BAHAN LAINNYA	2,711	2,436	-10.15	8,032	7,597	-5.41
MEUBEL DAN BAGIAN-BAGIANNYA	166,005	233,020	40.37	423,541	620,396	46.48
-DARI ROTAN	28,203	27,615	-2.08	68,474	74,681	9.07
-DARI BAHAN LAINNYA	137,802	205,406	49.06	355,067	545,715	53.69
BAHAN KIMIA	747,669	1,012,023	35.36	358,722	770,089	114.68
-AN ORGANIK	303,893	300,825	-1.01	70,772	84,721	19.71
-ORGANIK	421,679	645,376	53.05	279,467	637,277	128.03
-LAINNYA	22,096	65,823	197.89	8,483	48,091	466.93
PUPUK	70,961	95,729	34.90	35,060	28,685	-18.18
PRODUK PHARMASI	2,302	3,927	70.56	46,329	69,716	50.48
KULIT DAN BARANG DARI KULIT	2,108	3,039	44.15	39,893	44,998	12.80
KACA DAN BARANG DARI KACA	147,022	185,739	26.33	75,600	97,377	28.81
KERTAS DAN BARANG DARI KERTAS	1,029,189	1,105,937	7.46	766,693	953,620	24.38
INDUSTRI LAINNYA	1,889,540	1,916,872	1.45	3,959,453	4,695,601	18.59
-GLISEROL DAN LARUTAN ALKALI	12,023	3,304	-72.52	1,964	673	-65.74
-MARGARIN DAN LEMAK LAINNYA	84,635	89,351	5.57	58,030	76,089	31.12
-SABUN MANDI DAN CUCI	125,602	141,669	12.79	118,544	141,507	19.37
-BAHAN CELUP ORGANIK SINTETIK	3,970	5,682	43.12	18,378	24,635	34.05
-PREPARAT PEMBASMI KUMAN, DLL	14,232	18,542	30.28	43,486	57,849	33.03
-DAMAR TIRUAN, BAHAN PLASTIK	289,291	283,067	-2.15	382,045	481,006	25.90
-BAHAN KERTAS	603,761	487,786	-19.21	207,940	270,391	30.03
-ALAS KAKI (KULIT, KARET DAN KANVAS)	29,030	37,152	27.98	424,885	507,221	19.38
-PRODUK KERAMIK	81,590	100,367	23.01	47,330	80,313	69.69
-EMAS BATANGAN	9	6	-30.03	253,129	205,731	-18.73
-PESAWAT UDARA DAN BAGIANNYA	255	818	220.76	18,234	25,572	40.24
-KAPAL LAUT DAN SEJENISNYA	111,311	89,249	-19.82	194,479	408,607	110.10
-PERLENGKAPAN OLAHRAGA DAN MAINAN	5,113	6,251	22.26	48,392	63,283	30.77

TABEL 3. PERKEMBANGAN EKSPOR KOMODITI HASIL INDUSTRI

JENIS BARANG	BERAT BERSIH (TON)		PERUB	NILAI FOB (RIBU US \$)		PERUB
	JAN-MAR 2009	JAN-MAR 2010	%	JAN-MAR 2009	JAN-MAR 2010	%
(1)	(2)	(3)	(4)	(5)	(6)	(7)
-PENA DAN PENSIL	1,545	2,251	45.74	13,681	15,991	16.89
-BATU SEMI PERMATA	3	0	-99.47	90	0	-99.92
-KOPER, TAS, DOMPET PLASTIK/TEKSTIL	1,655	2,133	28.85	11,715	14,460	23.44
-BARANG DARI LOGAM MULIA	85	82	-3.02	129,160	29,049	-77.51
-PETI KEMAS	269	417	55.26	1,430	2,115	47.88
-KOMPUTER DAN BAGIANNYA	9,872	7,730	-21.70	229,051	221,590	-3.26
-KENDARAAN BERMOTOR RODA 2 DAN 3	1,582	1,251	-20.93	12,617	9,751	-22.71
-KENDARAAN BERMOTOR RODA 4 DAN LI	28,651	26,397	-7.87	205,153	201,523	-1.77
-SUKU CADANG MESIN	12,182	20,553	68.71	187,925	200,642	6.77
-SUKU CADANG KENDARAAN	26,509	45,800	72.77	178,896	311,236	73.98
-UBI KAYU OLAHAN	8,909	25,290	183.89	1,158	4,415	281.42
-INDUSTRI LAINNYA	437,458	521,725	19.26	1,171,740	1,341,953	14.53

TABEL 4. PERKEMBANGAN EKSPOR KOMODITI HASIL PERTAMBANGAN

JENIS BARANG	BERAT BERSIH (TON)		PERUB	NILAI FOB (RIBU US \$)		PERUB
	JAN-MAR 2009	JAN-MAR 2010	%	JAN-MAR 2009	JAN-MAR 2010	%
(1)	(2)	(3)	(4)	(5)	(6)	(7)
TOTAL PERTAMBANGAN	42,007,581	94,833,031	125.75	3,412,206	6,696,458	96.25
BIJI TEMBAGA	641,143	701,685	9.44	1,056,522	1,716,580	62.47
BIJI NIKEL	1,362,028	3,990,110	192.95	40,582	119,914	195.49
BAUKSIT	2,143,611	5,172,298	141.29	33,348	92,361	176.96
BIJI TIMAH/TIN	1	0	-100.00	0	0	-100.00
BATU BARA	34,718,826	82,346,416	137.18	2,225,760	4,702,063	111.26
GRANIT	1,214,488	493,051	-59.40	11,495	3,613	-68.57
PASIR ALAM	23	0	-99.98	2	0	-99.84
HASIL TAMBANG LAIN	1927462	2129472	10.48	44497	61927	39.17

TABEL 5. PERKEMBANGAN EKSPOR INDONESIA MENURUT KOMODITI DAN NEGARA TUJUAN

JENIS BARANG	BERAT BERSIH (KG)		PERUB	NILAI FOB (US \$)		PERUB
	JAN-MAR 2009	JAN-MAR 2010	%	JAN-MAR 2009	JAN-MAR 2010	%
	(1)	(2)	(3)	(4)	(5)	(6)
MINYAK MENTAH	4,638,280,048	4,125,789,144	-11.05	1,426,854,317	2,272,000,539	59.23
JAPAN	934,026,714	852,429,527	-8.74	284,219,378	470,802,664	65.65
KOREA, REPUBLIC OF	678,433,672	948,957,100	39.87	190,773,589	514,597,458	169.74
TAIWAN	174,364,517	83,568,337	-52.07	52,042,627	44,745,888	-14.02
CHINA	825,836,820	126,787,365	-84.65	259,661,908	72,205,030	-72.19
THAILAND	164,512,602	374,825,699	127.84	53,891,950	212,583,278	294.46
SINGAPORE	432,858,530	287,982,095	-33.47	129,823,653	158,838,525	22.35
PHILIPPINES	0	26,969,288	-	0	14,579,481	-
MALAYSIA	122,652,106	272,330,298	122.03	34,704,078	145,977,633	320.64
AUSTRALIA	944,514,942	707,495,185	-25.09	312,259,293	392,852,368	25.81
NEW ZEALAND	35,262,552	13,483,565	-61.76	11,714,907	7,945,715	-32.17
UNITED STATES	244,731,088	430,960,685	76.10	74,812,480	236,872,499	216.62
CHILE	81,086,505	0	-100.00	22,950,454	0	-100.00
HASIL MINYAK	964,114,026	1,990,427,139	106.45	421,777,203	1,073,919,922	154.62
JAPAN	234,801,286	354,709,842	51.07	103,723,583	170,267,029	64.15
KOREA, REPUBLIC OF	216,054,317	362,508,780	67.79	95,111,948	208,245,077	118.95
TAIWAN	3,058,585	3,520,294	15.10	987,311	708,644	-28.22
CHINA	100,334,546	378,724,658	277.46	38,744,605	170,985,451	341.31
THAILAND	10,169,388	294,281	-97.11	4,533,464	321,879	-92.90
SINGAPORE	185,187,388	454,452,081	145.40	81,825,119	265,134,671	224.03
PHILIPPINES	664,096	35,462,812	5,240.01	498,490	23,021,313	4,518.21
MALAYSIA	122,914,569	277,598,893	125.85	51,277,053	151,962,826	196.36
MYANMAR (FORM. BURMA)	28,346	0	-100.00	40,407	0	-100.00
VIET NAM	33,320	0	-100.00	36,850	0	-100.00
INDIA	89,654,265	879,980	-99.02	44,057,723	589,560	-98.66
PAKISTAN	117,442	49,980	-57.44	184,255	56,327	-69.43
BANGLADESH	300,000	0	-100.00	178,080	0	-100.00
YEMEN	0	27,290	-	0	53,546	-
UNITED ARAB EMIRATES	28,791	167,131	480.50	39,768	215,470	441.82
KENYA	0	97,054,800	-	0	63,686,874	-
NIGERIA	0	16,603	-	0	19,927	-
AUSTRALIA	17,600	14,000	-20.45	20,652	14,680	-28.92
NEW ZEALAND	51,010	45,231	-11.33	69,192	58,175	-15.92
EAST TIMOR	529,999	8,548,237	1,512.88	258,931	4,649,969	1,695.83
UNITED STATES	0	11,967,999	-	0	10,291,146	-
NETHERLANDS	16,000	3,718,000	23,137.50	10,000	3,125,016	31,150.16
GERMANY, FED. REP. OF	0	531,250	-	0	375,147	-
FINLAND	0	119,397	-	0	120,503	-
UKRAINE	0	15,600	-	0	16,692	-
RUSSIA FEDERATION	153,078	0	-100.00	179,772	0	-100.00
GAS ALAM	4,976,868,383	6,696,282,118	34.55	1,482,967,221	3,342,773,424	125.41
JAPAN	3,355,198,747	3,236,981,145	-3.52	938,220,862	1,419,317,899	51.28
KOREA, REPUBLIC OF	927,874,918	942,341,763	1.56	310,493,307	573,159,045	84.60
TAIWAN	0	492,277,799	-	0	300,993,988	-
CHINA	690,074,975	0	-100.00	233,106,554	0	-100.00
THAILAND	3,699,343	17,672,649	377.72	1,126,302	14,637,491	1,199.61
SINGAPORE	0	1,475,866,218	-	0	950,694,650	-
MALAYSIA	0	528,097,725	-	0	79,995,206	-
INDIA	0	3,002,419	-	0	3,933,169	-
EAST TIMOR	20,400	42,400	107.84	20,196	41,976	107.84
KARET ALAM	2,926,451	2,682,469	-8.34	2,892,915	5,530,266	91.17
JAPAN	54,004	36,000	-33.34	297,380	219,600	-26.16
KOREA, REPUBLIC OF	0	55,108	-	0	149,445	-
CHINA	1,949,239	961,460	-50.68	1,665,163	1,450,145	-12.91
SINGAPORE	89,000	130,601	46.74	42,340	279,251	559.54
MALAYSIA	0	75,480	-	0	155,237	-
VIET NAM	0	100,800	-	0	299,376	-
TURKEY	220,000	375,000	70.45	207,500	742,860	258.00
UNITED ARAB EMIRATES	0	443,520	-	0	1,250,162	-
UNITED STATES	214,200	84,000	-60.78	289,170	159,600	-44.81
BRAZIL	400,000	420,500	5.13	391,000	824,590	110.89
GERMANY, FED. REP. OF	8	0	-100.00	362	0	-100.00
KOPI	73,783,818	58,486,724	-20.73	144,902,479	112,693,808	-22.23
JAPAN	13,247,026	13,697,309	3.40	27,158,063	24,660,589	-9.20
HONG KONG	341,698	68,999	-79.81	617,883	142,805	-76.89
KOREA, REPUBLIC OF	118,711	1,613,637	1,259.30	269,063	2,201,014	718.03
TAIWAN	1,189,979	1,275,379	7.18	2,771,390	3,306,034	19.29
CHINA	157,200	167,579	6.60	257,810	374,892	45.41
SINGAPORE	1,952,409	1,220,978	-37.46	3,880,710	1,757,009	-54.72
PHILIPPINES	54,000	122,599	127.04	119,375	267,700	124.25
MALAYSIA	2,719,168	5,107,342	87.83	4,148,408	6,699,571	61.50
VIET NAM	0	3,450	-	0	5,779	-
INDIA	405,000	0	-100.00	579,885	0	-100.00
IRAN (ISLAMIC REPUBLIC OF)	573,600	337,200	-41.21	966,894	514,640	-46.77

TABEL 5. PERKEMBANGAN EKSPOR INDONESIA MENURUT KOMODITI DAN NEGARA TUJUAN

JENIS BARANG	BERAT BERSIH (KG)		PERUB %	NILAI FOB (US \$)		PERUB %
	JAN-MAR 2009	JAN-MAR 2010		JAN-MAR 2009	JAN-MAR 2010	
(1)	(2)	(3)	(4)	(5)	(6)	(7)
SAUDI ARABIA	21,000	5,999	-71.43	48,334	18,125	-62.50
JORDAN	19,200	0	-100.00	51,470	0	-100.00
OMAN	80,000	0	-100.00	140,400	0	-100.00
UNITED ARAB EMIRATES	159,900	91,200	-42.96	314,291	211,628	-32.66
EGYPT	2,794,200	2,899,800	3.78	5,110,696	4,462,178	-12.69
MOROCCO	746,399	1,048,799	40.51	1,330,306	1,440,080	8.25
ALGERIA	3,813,600	122,400	-96.79	7,129,052	160,540	-97.75
SOUTH AFRICA	19,200	93,599	387.49	56,160	308,070	448.56
AUSTRALIA	319,199	612,120	91.77	899,445	1,836,336	104.16
NEW ZEALAND	91,200	122,633	34.47	290,257	429,358	47.92
EAST TIMOR	0	150	-	0	24	-
UNITED STATES	12,628,634	8,573,274	-32.11	37,970,302	27,959,756	-26.36
CANADA	671,399	497,100	-25.96	2,108,613	1,795,819	-14.83
MEXICO	180,000	648,000	260.00	581,773	1,313,760	125.82
ECUADOR	1,588,800	1,248,000	-21.45	2,460,495	1,597,959	-35.06
COSTA RICA	0	37,200	-	0	67,332	-
UNITED KINGDOM	1,964,452	3,295,143	67.74	3,112,422	5,439,277	74.76
NETHERLANDS	247,113	517,257	109.32	750,030	1,076,537	43.53
FRANCE	548,400	38,400	-93.00	826,835	72,192	-91.27
GERMANY, FED. REP. OF	14,917,515	5,065,500	-66.04	20,856,827	8,342,939	-60.00
BELGIUM	2,470,977	944,699	-61.77	4,430,037	2,204,232	-50.24
SWITZERLAND	108,000	482,700	346.94	172,827	629,959	264.50
DENMARK	93,200	171,300	83.80	176,898	373,257	111.00
NORWAY	54,000	36,000	-33.33	152,640	124,020	-18.75
SWEDEN	35,999	53,999	50.00	115,650	209,475	81.13
FINLAND	0	38,400	-	0	72,192	-
IRELAND	36,000	105,600	193.33	119,700	364,260	204.31
ITALY	4,219,800	4,646,280	10.11	6,859,962	7,058,677	2.90
SPAIN	1,037,400	171,000	-83.52	1,554,959	240,761	-84.52
PORTUGAL	243,000	299,700	23.33	417,524	392,208	-6.06
GREECE	388,200	166,800	-57.03	508,042	232,628	-54.21
POLAND	134,400	0	-100.00	229,573	0	-100.00
ROMANIA	750,060	276,000	-63.20	1,263,937	396,885	-68.60
BULGARIA	443,400	336,600	-24.09	723,962	489,803	-32.34
ARMENIA	0	111,600	-	0	159,402	-
UKRAINE	0	36,000	-	0	74,087	-
LATVIA	0	55,800	-	0	128,340	-
ESTONIA	0	191,400	-	0	249,578	-
GEORGIA	1,424,400	1,392,600	-2.23	2,234,314	1,921,293	-14.01
MALTA	199,980	0	-100.00	214,038	0	-100.00
SLOVENIA	0	19,200	-	0	63,360	-
CZECH REPUBLIC	84,000	252,000	200.00	119,726	304,290	154.16
RUSSIA FEDERATION	492,000	168,000	-65.85	801,501	543,158	-32.23
KAYU BULAT	123,217	0	-100.00	19,640	0	-100.00
JAPAN	1	0	-100.00	1	0	-100.00
HONG KONG	1	0	-100.00	6	0	-100.00
KOREA, REPUBLIC OF	2	0	-100.00	5	0	-100.00
SINGAPORE	4	0	-100.00	35	0	-100.00
MALAYSIA	123,208	0	-100.00	19,588	0	-100.00
UNITED ARAB EMIRATES	1	0	-100.00	5	0	-100.00
UDANG SEGAR/BEKU	33,495,489	26,028,829	-22.29	212,681,148	186,566,239	-12.28
JAPAN	9,603,251	7,841,239	-18.35	76,913,711	73,599,947	-4.31
HONG KONG	1,085,651	1,081,929	-0.34	4,049,664	5,540,441	36.81
KOREA, REPUBLIC OF	266,172	93,514	-64.87	1,248,243	442,871	-64.52
TAIWAN	363,624	680,391	87.11	916,042	1,618,073	76.64
CHINA	954,926	133,522	-86.02	4,597,529	642,983	-86.01
MACAU	3,501	735	-79.01	3,678	735	-80.02
THAILAND	21,764	1,184,977	5,344.67	182,182	654,832	259.44
SINGAPORE	670,263	416,650	-37.84	1,603,914	960,015	-40.15
PHILIPPINES	1,160	7,007	504.05	627	36,972	5,796.65
MALAYSIA	838,981	692,345	-17.48	861,446	897,087	4.14
BRUNEI DARUSSALAM	47	0	-100.00	1,240	0	-100.00
VIET NAM	435,944	243,603	-44.12	2,521,787	1,671,616	-33.71
IRAN (ISLAMIC REPUBLIC OF)	764	0	-100.00	873	0	-100.00
SAUDI ARABIA	0	8	-	0	50	-
ISRAEL	252	0	-100.00	764	0	-100.00
KUWAIT	669	0	-100.00	715	0	-100.00
JORDAN	177	0	-100.00	421	0	-100.00
LEBANON	22,410	10,225	-54.37	81,113	34,553	-57.40
SYRIA ARAB REPUBLIC	183	0	-100.00	85	0	-100.00
TURKEY	15,312	14,391	-6.01	108,037	27,310	-74.72
UNITED ARAB EMIRATES	11,567	76,968	565.41	84,489	227,067	168.75
CYPRUS	15,327	0	-100.00	46,227	0	-100.00
EGYPT	161,556	40,608	-74.86	1,041,283	487,824	-53.15
REUNION	55,588	9,230	-83.40	409,207	51,530	-87.41
SOUTH AFRICA	1,155	0	-100.00	2,515	0	-100.00

TABEL 5. PERKEMBANGAN EKSPOR INDONESIA MENURUT KOMODITI DAN NEGARA TUJUAN

JENIS BARANG	BERAT BERSIH (KG)		PERUB	NILAI FOB (US \$)		PERUB
	JAN-MAR 2009	JAN-MAR 2010	%	JAN-MAR 2009	JAN-MAR 2010	%
(1)	(2)	(3)	(4)	(5)	(6)	(7)
MAURITIUS	25,804	2,234	-91.34	202,126	5,623	-97.22
AUSTRALIA	94,673	80,092	-15.40	782,836	742,829	-5.11
NEW ZEALAND	12,681	15,694	23.76	62,271	71,109	14.19
EAST TIMOR	0	4,341	-	0	999	-
UNITED STATES	14,358,468	9,684,817	-32.55	91,562,731	73,920,134	-19.27
CANADA	135,304	98,133	-27.47	730,746	624,777	-14.50
TRINIDAD AND TOBAGO	0	17,706	-	0	110,426	-
PUERTO RICO	344,803	375,888	9.02	2,060,505	2,656,329	28.92
UNITED KINGDOM	1,312,767	1,168,083	-11.02	8,570,589	8,597,603	0.32
NETHERLANDS	526,818	273,499	-48.08	2,379,098	1,412,327	-40.64
FRANCE	370,887	529,414	42.74	2,092,800	3,832,564	83.13
GERMANY, FED. REP. OF	162,032	95,816	-40.87	1,156,505	773,825	-33.09
AUSTRIA	2,416	18	-99.25	3,652	225	-93.84
BELGIUM	930,341	671,966	-27.77	5,907,857	4,659,225	-21.14
SWITZERLAND	57,325	34,437	-39.93	416,117	216,531	-47.96
DENMARK	20,151	66,530	230.16	119,735	314,170	162.39
NORWAY	1,517	0	-100.00	3,949	0	-100.00
SWEDEN	22,755	28,809	26.61	190,613	262,917	37.93
FINLAND	662	0	-100.00	1,615	0	-100.00
IRELAND	613	0	-100.00	1,364	0	-100.00
ITALY	485,760	248,151	-48.91	1,384,139	685,043	-50.51
SPAIN	11,624	52,936	355.40	60,672	319,829	427.14
PORTUGAL	66,399	0	-100.00	273,684	0	-100.00
GREECE	10,623	0	-100.00	26,736	0	-100.00
HUNGARY	478	114	-76.15	658	565	-14.13
POLAND	1,934	8	-99.59	4,151	1,004	-75.81
ROMANIA	2	0	-100.00	2	0	-100.00
UKRAINE	395	0	-100.00	696	0	-100.00
LITHUANIA	371	0	-100.00	543	0	-100.00
ESTONIA	153	0	-100.00	145	0	-100.00
CZECH REPUBLIC	421	0	-100.00	3,019	0	-100.00
RUSSIA FEDERATION	7,068	52,801	647.04	5,802	464,279	7,902.05
TEH	20,676,913	18,903,271	-8.58	30,937,553	37,873,160	22.42
JAPAN	306,150	317,364	3.66	582,497	769,104	32.04
HONG KONG	27,994	15,861	-43.34	17,802	8,385	-52.90
KOREA, REPUBLIC OF	0	128	-	0	205	-
TAIWAN	97,155	130,840	34.67	156,889	186,048	18.59
CHINA	22,300	620,255	2,681.41	40,082	1,075,163	2,582.41
PAPUA NEW GUINEA	10,080	22,080	119.05	21,192	56,187	165.13
THAILAND	0	2,000	-	0	3,995	-
SINGAPORE	173,305	146,242	-15.62	241,503	282,288	16.89
MALAYSIA	1,580,266	1,974,399	24.94	2,071,444	3,393,632	63.83
BRUNEI DARUSSALAM	625	0	-100.00	405	0	-100.00
INDIA	507,439	585,673	15.42	753,180	1,192,838	58.37
PAKISTAN	3,830,728	2,664,554	-30.44	6,490,460	6,280,859	-3.23
SRI LANKA	0	66,220	-	0	145,856	-
AFGHANISTAN	50,475	64,575	27.93	55,405	141,566	155.51
IRAN (ISLAMIC REPUBLIC OF)	9,600	10,000	4.17	21,590	29,901	38.49
SAUDI ARABIA	70,181	228,578	225.70	131,254	301,583	129.77
ISRAEL	149,920	36,280	-75.80	230,843	82,680	-64.18
TURKEY	43,200	140,440	225.09	68,256	310,650	355.12
UNITED ARAB EMIRATES	1,317,846	912,720	-30.74	1,861,532	1,742,098	-6.42
EGYPT	75,620	391,200	417.32	120,898	922,638	663.15
SOMALIA	18,575	0	-100.00	11,713	0	-100.00
KENYA	22,000	0	-100.00	32,560	0	-100.00
DJIBOUTI	12,000	106,349	786.24	20,760	96,848	366.51
SOUTH AFRICA	48,000	24,000	-50.00	120,255	63,805	-46.94
AUSTRALIA	93,411	110,562	18.36	160,536	233,906	45.70
NEW ZEALAND	114,428	177,028	54.71	120,693	292,887	142.67
FIJI	22,000	44,000	100.00	31,160	101,970	227.25
SAMOA	1,418	3,750	164.46	3,000	6,625	120.83
EAST TIMOR	0	1,186	-	0	133	-
UNITED STATES	1,852,058	1,419,840	-23.34	2,684,375	2,877,143	7.18
CANADA	121,608	245,353	101.76	161,076	415,124	157.72
SURINAME	0	975	-	0	3,004	-
CHILE	54,200	76,200	40.59	83,018	166,538	100.60
PUERTO RICO	540	540	0.00	864	1,382	59.95
UNITED KINGDOM	2,279,296	1,618,975	-28.97	3,545,526	3,497,731	-1.35
NETHERLANDS	1,137,533	765,543	-32.70	1,696,702	1,611,055	-5.05
GERMANY, FED. REP. OF	2,085,576	1,178,015	-43.52	2,634,303	1,975,200	-25.02
BELGIUM	22,152	152	-99.31	18,330	456	-97.51
SWITZERLAND	0	42,000	-	0	62,740	-
DENMARK	9,400	0	-100.00	14,720	0	-100.00
SPAIN	0	14,068	-	0	25,750	-
POLAND	670,760	670,814	0.01	1,042,477	1,432,663	37.43
KAZAKHSTAN	24,000	22,500	-6.25	36,182	40,950	13.18
KYRGYZSTAN	47,880	73,440	53.38	75,352	164,506	118.32

TABEL 5. PERKEMBANGAN EKSPOR INDONESIA MENURUT KOMODITI DAN NEGARA TUJUAN

JENIS BARANG	BERAT BERSIH (KG)		PERUB	NILAI FOB (US \$)		PERUB
	JAN-MAR 2009	JAN-MAR 2010	%	JAN-MAR 2009	JAN-MAR 2010	%
	(1)	(2)	(3)	(4)	(5)	(6)
UKRAINE	393,144	279,502	-28.91	550,868	488,403	-11.34
UZBEKISTAN	21,000	0	-100.00	31,080	0	-100.00
LITHUANIA	0	13,260	-	0	34,611	-
LATVIA	9,040	38,979	331.18	16,941	74,899	342.12
RUSSIA FEDERATION	3,344,010	3,646,831	9.06	4,979,830	7,279,155	46.17
-LADA HITAM	5,787,951	6,205,228	7.21	12,145,062	16,871,002	38.91
JAPAN	87,061	117,870	35.39	320,093	486,595	52.02
HONG KONG	16,221	16,653	2.66	41,089	53,650	30.57
KOREA, REPUBLIC OF	75,000	0	-100.00	168,875	0	-100.00
TAIWAN	110,000	0	-100.00	225,215	0	-100.00
SINGAPORE	207,955	63,659	-69.39	370,705	138,839	-62.55
PHILIPPINES	63,719	23,968	-62.38	16,179	9,557	-40.93
MALAYSIA	8,518	75,000	780.49	19,200	210,000	993.75
VIET NAM	120,525	945,525	684.51	274,516	2,630,366	858.18
INDIA	1,382,000	1,060,000	-23.30	3,052,411	2,434,095	-20.26
AUSTRALIA	0	30,000	-	0	102,250	-
UNITED STATES	3,227,003	3,259,446	1.01	6,409,841	8,975,079	40.02
CANADA	0	50,000	-	0	150,180	-
DOMINICAN REPUBLIC	0	4,436	-	0	12,775	-
NETHERLANDS	13,500	94,176	597.60	47,250	323,695	585.07
FRANCE	62,950	76,860	22.10	149,498	212,282	42.00
GERMANY, FED. REP. OF	125,000	0	-100.00	398,026	0	-100.00
BELGIUM	15,000	24,195	61.30	51,975	84,483	62.55
ITALY	16,000	45,000	181.25	37,789	140,745	272.45
BULGARIA	7,499	18,440	145.90	8,650	35,036	305.04
RUSSIA FEDERATION	250,000	300,000	20.00	553,750	871,375	57.36
-LADA PUTIH	2,716,607	2,387,409	-12.12	10,380,959	11,327,673	9.12
JAPAN	195,000	195,000	0.00	832,895	933,390	12.07
HONG KONG	16,000	0	-100.00	55,680	0	-100.00
KOREA, REPUBLIC OF	2,494	0	-100.00	6,600	0	-100.00
TAIWAN	72,000	25,000	-65.28	226,220	126,925	-43.89
SINGAPORE	543,020	444,146	-18.21	1,880,118	2,073,013	10.26
PHILIPPINES	2,249	0	-100.00	7,036	0	-100.00
MALAYSIA	71,049	89,853	26.47	301,580	452,842	50.16
VIET NAM	228,500	215,000	-5.91	914,272	1,029,499	12.60
INDIA	61,000	96,490	58.18	212,303	368,763	73.70
PAKISTAN	1,352	0	-100.00	2,002	0	-100.00
AUSTRALIA	34,000	68,000	100.00	141,500	341,820	141.57
UNITED STATES	541,497	454,000	-16.16	2,192,361	2,191,415	-0.04
CANADA	17,068	0	-100.00	68,500	0	-100.00
UNITED KINGDOM	16,000	15,000	-6.25	62,440	66,750	6.90
NETHERLANDS	466,379	390,118	-16.35	1,831,212	1,913,291	4.48
FRANCE	30,000	64,000	113.33	106,875	307,600	187.81
GERMANY, FED. REP. OF	356,999	275,999	-22.69	1,293,270	1,287,355	-0.46
BELGIUM	32,000	39,803	24.38	112,625	182,760	62.27
ITALY	30,000	15,000	-50.00	133,470	52,250	-60.85
-KAYU MANIS DAN BUNGANYA	6,483,084	6,873,272	6.02	5,361,340	7,042,446	31.36
JAPAN	0	500	-	0	2,600	-
KOREA, REPUBLIC OF	87,147	44,838	-48.55	58,449	36,813	-37.02
CHINA	10,150	80,173	689.88	6,085	49,089	706.72
THAILAND	341,602	331,809	-2.87	297,973	389,255	30.63
SINGAPORE	92,243	94,061	1.97	68,792	72,267	5.05
PHILIPPINES	141	0	-100.00	443	0	-100.00
MALAYSIA	249,052	322,537	29.51	254,273	251,574	-1.06
VIET NAM	0	209,029	-	0	187,818	-
MALDIVES	331	249	-24.77	760	563	-25.92
INDIA	25,000	95,022	280.09	17,869	88,116	393.12
PAKISTAN	0	48,000	-	0	8,640	-
BANGLADESH	0	47,625	-	0	20,165	-
IRAQ	0	8,010	-	0	8,010	-
IRAN (ISLAMIC REPUBLIC OF)	10,000	0	-100.00	6,000	0	-100.00
ISRAEL	32,584	28,247	-13.31	29,398	23,228	-20.99
JORDAN	15,799	4,896	-69.01	10,057	5,034	-49.95
LEBANON	5,000	0	-100.00	5,000	0	-100.00
SYRIA ARAB REPUBLIC	45,433	97,603	114.83	34,864	67,733	94.28
TURKEY	58,999	93,500	58.48	50,470	57,625	14.18
UNITED ARAB EMIRATES	298,742	165,499	-44.60	151,498	93,002	-38.61
EGYPT	0	102,303	-	0	90,091	-
LIBYAN ARAB JAMAHIRIYA	19,999	21,000	5.01	20,587	18,045	-12.35
TUNISIA	0	17,000	-	0	20,740	-
ALGERIA	115,540	93,254	-19.29	78,363	76,730	-2.08
MAURITIUS	14,999	16,000	6.67	11,675	17,120	46.64
AUSTRALIA	1,423	18,699	1,214.05	3,081	25,262	719.93
UNITED STATES	3,516,809	3,343,294	-4.93	3,056,267	3,730,539	22.06
CANADA	90,771	0	-100.00	82,153	0	-100.00

TABEL 5. PERKEMBANGAN EKSPOR INDONESIA MENURUT KOMODITI DAN NEGARA TUJUAN

JENIS BARANG	BERAT BERSIH (KG)		PERUB %	NILAI FOB (US \$)		PERUB %
	JAN-MAR 2009	JAN-MAR 2010		JAN-MAR 2009	JAN-MAR 2010	
	(1)	(2)	(3)	(4)	(5)	(6)
MEXICO	17,000	18,780	10.47	7,790	18,493	137.39
SURINAME	358	0	-100.00	1,880	0	-100.00
VENEZUELA	51,000	24,999	-50.98	52,625	28,845	-45.19
ARGENTINA	4,162	0	-100.00	2,980	0	-100.00
BRAZIL	180,938	141,466	-21.82	136,289	145,800	6.98
COLOMBIA	0	20,500	-	0	15,768	-
DOMINICAN REPUBLIC	480,232	403,999	-15.87	325,153	357,768	10.03
UNITED KINGDOM	10,625	8,000	-24.71	5,534	15,660	182.98
NETHERLANDS	179,271	198,483	10.72	126,582	265,988	110.13
FRANCE	178,175	87,498	-50.89	159,431	83,339	-47.73
GERMANY, FED. REP. OF	56,999	336,294	490.00	46,740	341,977	631.66
BELGIUM	0	9,227	-	0	12,270	-
NORWAY	9,000	0	-100.00	7,425	0	-100.00
SWEDEN	6,098	3,410	-44.08	8,238	4,756	-42.27
ITALY	3	0	-100.00	260	0	-100.00
SPAIN	22,000	7,472	-66.04	16,840	8,705	-48.31
PORTUGAL	44,314	99,000	123.41	70,355	138,245	96.50
GREECE	111,996	123,498	10.27	88,871	146,483	64.83
POLAND	48,000	22,000	-54.17	28,025	19,690	-29.74
UKRAINE	17,584	0	-100.00	9,204	0	-100.00
CROATIA	13,565	0	-100.00	10,961	0	-100.00
RUSSIA FEDERATION	20,000	85,498	327.49	12,100	98,600	714.88
-BIJI PALA & BUNGANYA DAN K.	4,963,287	4,915,720	-0.96	13,734,836	19,186,661	39.69
JAPAN	146,097	138,644	-5.10	1,024,715	1,228,126	19.85
HONG KONG	19,674	1,772	-90.99	78,240	38,496	-50.80
KOREA, REPUBLIC OF	55,973	131,576	135.07	112,823	381,770	238.38
TAIWAN	22,937	7,966	-65.27	28,479	20,178	-29.15
CHINA	5,575	18,664	234.78	8,920	50,191	462.68
THAILAND	49,227	45,792	-6.98	258,870	294,732	13.85
SINGAPORE	162,188	167,775	3.44	887,165	1,274,941	43.71
PHILIPPINES	20,266	25,382	25.24	70,458	103,046	46.25
MALAYSIA	156,428	272,453	74.17	237,955	594,718	149.93
CAMBODIA	0	180	-	0	80	-
VIET NAM	2,613,823	1,912,479	-26.83	4,047,545	3,471,338	-14.24
INDIA	197,062	150,404	-23.68	653,047	848,745	29.97
PAKISTAN	43,827	117,843	168.88	237,946	596,999	150.90
BANGLADESH	59,656	87,120	46.04	380,130	432,686	13.83
SAUDI ARABIA	5,681	10,160	78.84	2,841	5,832	105.28
ISRAEL	0	6,416	-	0	14,757	-
KUWAIT	1,555	0	-100.00	5,450	0	-100.00
JORDAN	5,916	2,638	-55.41	7,357	2,713	-63.12
LEBANON	13,499	0	-100.00	58,675	0	-100.00
SYRIA ARAB REPUBLIC	0	12,680	-	0	82,995	-
UNITED ARAB EMIRATES	17,613	72,212	309.99	46,368	53,878	16.20
EGYPT	0	21,875	-	0	26,231	-
MOROCCO	37,332	18,950	-49.24	173,498	132,000	-23.92
GHANA	14,999	0	-100.00	81,750	0	-100.00
NIGERIA	17,500	10,999	-37.15	87,500	5,076	-94.20
BENIN	18,000	0	-100.00	14,400	0	-100.00
SOUTH AFRICA	0	14,003	-	0	106,414	-
AUSTRALIA	65,270	37,337	-42.80	268,162	220,688	-17.70
EAST TIMOR	0	1,589	-	0	294	-
UNITED STATES	228,289	307,410	34.66	778,026	1,390,449	78.71
CANADA	46,284	32,777	-29.18	144,577	129,075	-10.72
MEXICO	6,499	3,334	-48.70	6,524	5,950	-8.80
ARGENTINA	82,047	9,964	-87.86	106,117	65,350	-38.42
BRAZIL	25,000	27,891	11.56	40,245	52,700	30.95
DOMINICAN REPUBLIC	9,767	8,563	-12.33	21,494	24,660	14.73
NETHERLANDS	380,732	401,952	5.57	1,670,852	2,431,174	45.51
FRANCE	3,400	46,495	1,267.50	32,379	483,136	1,392.13
GERMANY, FED. REP. OF	170,998	324,795	89.94	850,525	1,756,001	106.46
BELGIUM	92,674	187,843	102.69	465,503	1,163,443	149.93
ITALY	55,000	160,387	191.61	364,950	1,187,437	225.37
SPAIN	57,000	30,000	-47.37	280,159	125,600	-55.17
PORTUGAL	14,500	0	-100.00	53,938	0	-100.00
UKRAINE	0	21,400	-	0	57,762	-
RUSSIA FEDERATION	40,999	66,000	60.98	147,253	327,000	122.07
-PANILI	31,751	77,505	144.10	374,474	1,021,216	172.71
JAPAN	0	5	-	0	250	-
HONG KONG	25	0	-100.00	622	0	-100.00
TAIWAN	0	290	-	0	9,450	-
CHINA	1,401	13,250	845.75	17,000	158,394	831.73
SINGAPORE	468	213	-54.49	1,355	8,451	523.69
MALAYSIA	27	10	-62.96	1,191	119	-90.01
AUSTRALIA	403	521	29.28	8,155	11,528	41.36
NEW ZEALAND	0	60	-	0	3,420	-

TABEL 5. PERKEMBANGAN EKSPOR INDONESIA MENURUT KOMODITI DAN NEGARA TUJUAN

JENIS BARANG	BERAT BERSIH (KG)		PERUB	NILAI FOB (US \$)		PERUB
	JAN-MAR 2009	JAN-MAR 2010	%	JAN-MAR 2009	JAN-MAR 2010	%
	(1)	(2)	(3)	(4)	(5)	(6)
UNITED STATES	9,126	56,807	522.47	135,543	808,478	496.47
DOMINICA	0	180	-	0	5,651	-
UNITED KINGDOM	300	365	21.67	6,606	7,400	12.02
NETHERLANDS	20,000	5,804	-70.98	204,000	8,075	-96.04
GERMANY, FED. REP. OF	1	0	-100.00	2	0	-100.00
-LAINNYA	3,176,180	2,629,519	-17.21	4,857,485	4,094,515	-15.71
JAPAN	132,863	90,763	-31.69	250,239	120,833	-51.71
HONG KONG	12,934	3,201	-75.25	74,594	27,643	-62.94
KOREA, REPUBLIC OF	1,527	414	-72.89	5,196	1,191	-77.08
TAIWAN	65,789	66,316	0.80	157,472	71,996	-54.28
THAILAND	13,782	9,193	-33.30	68,343	68,220	-0.18
SINGAPORE	303,360	223,099	-26.46	126,155	158,333	25.51
PHILIPPINES	122	640	424.59	384	6,413	1,570.05
MALAYSIA	385,808	288,312	-25.27	498,327	378,977	-23.95
VIET NAM	545,669	170,208	-68.81	478,791	240,669	-49.73
INDIA	834,944	841,128	0.74	975,098	1,242,564	27.43
PAKISTAN	17,870	87,206	388.00	36,503	137,250	276.00
BANGLADESH	10,000	0	-100.00	20,000	0	-100.00
SAUDI ARABIA	301,353	179,423	-40.46	666,888	652,603	-2.14
KUWAIT	6,492	0	-100.00	22,753	0	-100.00
JORDAN	32,683	2,304	-92.95	10,859	2,369	-78.18
LEBANON	0	87,000	-	0	24,550	-
SYRIA ARAB REPUBLIC	84,564	89,000	5.25	32,148	44,330	37.89
UNITED ARAB EMIRATES	83,197	127,293	53.00	82,307	60,795	-26.14
QATAR	0	566	-	0	241	-
EGYPT	23,832	40,000	67.84	20,466	25,395	24.08
MOROCCO	4,767	0	-100.00	17,400	0	-100.00
BENIN	0	10,723	-	0	5,852	-
SOUTH AFRICA	0	8,574	-	0	4,901	-
AUSTRALIA	12,929	57,510	344.81	49,928	132,452	165.29
NEW ZEALAND	85	4,019	4,628.24	972	26,800	2,657.20
EAST TIMOR	0	338	-	0	284	-
UNITED STATES	82,572	153,801	86.26	354,821	430,406	21.30
CANADA	141	12,297	8,621.28	464	34,836	7,407.76
MEXICO	2,214	0	-100.00	2,223	0	-100.00
ARGENTINA	551	335	-39.20	1,647	2,200	33.58
BRAZIL	15,996	10,656	-33.38	88,732	105,979	19.44
UNITED KINGDOM	100	19,000	18,900.00	90	2,225	2,372.22
NETHERLANDS	90,007	25,204	-72.00	122,203	40,671	-66.72
FRANCE	97,572	13,004	-86.67	681,798	29,259	-95.71
GERMANY, FED. REP. OF	2,249	7,879	250.33	4,214	13,862	228.95
SWITZERLAND	94	0	-100.00	678	0	-100.00
ITALY	0	113	-	0	416	-
UKRAINE	10,114	0	-100.00	5,792	0	-100.00
TEBAKAU	10,472,420	8,055,396	-23.08	29,384,195	19,356,296	-34.13
JAPAN	20,000	84,708	323.54	40,000	514,994	1,187.48
KOREA, REPUBLIC OF	97,200	8,117	-91.65	68,040	6,580	-90.33
TAIWAN	207,000	24,700	-88.07	4,910	1,745	-64.46
CHINA	22,000	25,000	13.64	454,740	105,854	-76.72
SINGAPORE	251,973	50,099	-80.12	1,146,091	65,988	-94.24
PHILIPPINES	306,767	110,880	-63.86	532,891	252,648	-52.59
MALAYSIA	799,131	432,619	-45.86	3,048,254	455,501	-85.06
CAMBODIA	57,600	0	-100.00	8,064	0	-100.00
VIET NAM	9,999	157,145	1,471.61	10,250	258,029	2,417.36
BANGLADESH	0	19,200	-	0	13,440	-
SRI LANKA	41,903	20,018	-52.23	839,863	318,384	-62.09
UNITED ARAB EMIRATES	0	54,000	-	0	43,659	-
EGYPT	1,245,803	1,285,612	3.20	2,933,024	3,191,720	8.82
MOROCCO	71,280	0	-100.00	74,844	0	-100.00
TUNISIA	119,800	200,000	66.94	322,670	301,500	-6.56
ALGERIA	90,000	193,800	115.33	72,000	294,908	309.59
KENYA	0	19,800	-	0	6,930	-
CAMEROON	34,560	17,280	-50.00	13,133	6,566	-50.00
SENEGAL	40,014	0	-100.00	62,022	0	-100.00
MAURITANIA	20,000	20,000	0.00	75,600	39,000	-48.41
SOUTH AFRICA	436,971	158,351	-63.76	1,606,262	191,060	-88.11
AUSTRALIA	161,890	119,394	-26.25	325,500	205,708	-36.80
UNITED STATES	1,195,538	991,069	-17.10	1,761,889	1,435,847	-18.51
HONDURAS	9,000	0	-100.00	91,800	0	-100.00
NICARAGUA	59,907	54,060	-9.76	507,179	346,328	-31.71
CHILE	0	153,600	-	0	53,760	-
BRAZIL	0	30	-	0	30	-
PARAGUAY	80,000	377,800	372.25	101,600	589,200	479.92
PUERTO RICO	0	18,000	-	0	51,840	-
DOMINICAN REPUBLIC	18,171	57,660	217.32	36,342	431,142	1,086.35
EL SALVADOR	9,000	0	-100.00	71,211	0	-100.00

TABEL 5. PERKEMBANGAN EKSPOR INDONESIA MENURUT KOMODITI DAN NEGARA TUJUAN

JENIS BARANG	BERAT BERSIH (KG)		PERUB %	NILAI FOB (US \$)		PERUB %
	JAN-MAR 2009	JAN-MAR 2010		JAN-MAR 2009	JAN-MAR 2010	
	(1)	(2)	(3)	(4)	(5)	(6)
NETHERLANDS	1,030,974	460,990	-55.29	3,013,660	619,227	-79.45
FRANCE	553,555	93,343	-83.14	1,444,225	12,480	-99.14
GERMANY, FED. REP. OF	470,750	360,500	-23.42	3,108,416	797,479	-74.34
AUSTRIA	0	18,000	-	0	12,600	-
BELGIUM	1,532,081	1,482,089	-3.26	4,598,937	6,846,736	48.88
DENMARK	177,715	180	-99.90	565,170	180	-99.97
SWEDEN	0	40,319	-	0	5,242	-
ITALY	603,855	100,000	-83.44	1,528,220	220,000	-85.60
SPAIN	33,999	14,437	-57.54	321,951	119,875	-62.77
GREECE	15,000	0	-100.00	600	0	-100.00
POLAND	60,000	79,200	32.00	97,000	359,568	270.69
BULGARIA	0	39,599	-	0	184,536	-
UKRAINE	118,779	0	-100.00	191,501	0	-100.00
UZBEKISTAN	0	19,200	-	0	12,480	-
RUSSIA FEDERATION	470,205	694,597	47.72	306,336	983,532	221.06
BIJI COKLAT	80,877,487	108,363,310	33.98	182,770,325	309,170,316	69.16
JAPAN	0	105,000	-	0	331,054	-
KOREA, REPUBLIC OF	0	230	-	0	1,078	-
CHINA	2,324,585	6,066,622	160.98	5,019,191	17,744,497	253.53
THAILAND	1,681,000	1,754,500	4.37	3,815,475	5,234,556	37.19
SINGAPORE	10,749,343	13,426,723	24.91	25,206,247	39,871,696	58.18
MALAYSIA	35,387,731	50,199,212	41.85	81,318,171	141,646,316	74.19
INDIA	500,000	1,199,997	140.00	990,960	3,365,562	239.63
SRI LANKA	0	60,000	-	0	206,750	-
SUDAN	75,000	0	-100.00	180,450	0	-100.00
AUSTRALIA	0	29	-	0	189	-
UNITED STATES	22,871,389	32,018,876	40.00	49,772,637	89,863,116	80.55
MEXICO	0	399,997	-	0	1,190,712	-
BRAZIL	5,967,323	0	-100.00	13,189,394	0	-100.00
COSTA RICA	16,000	0	-100.00	14,310	0	-100.00
NETHERLANDS	1,040,116	262,500	-74.76	2,377,082	796,587	-66.49
GERMANY, FED. REP. OF	265,000	2,359,624	790.42	886,408	7,168,573	708.72
BELGIUM	0	410,000	-	0	1,449,508	-
SPAIN	0	100,000	-	0	300,122	-
-IKAN TONGKOL/TUNA	15,193,353	13,040,686	-14.17	33,106,381	35,841,686	8.26
JAPAN	4,233,552	5,699,960	34.64	16,281,169	20,769,106	27.57
HONG KONG	221,032	51,467	-76.72	446,960	108,992	-75.61
KOREA, REPUBLIC OF	124,063	38,496	-68.97	168,646	153,323	-9.09
TAIWAN	757,534	505,895	-33.22	1,372,629	349,590	-74.53
CHINA	653,800	386,972	-40.81	429,580	327,731	-23.71
THAILAND	5,088,478	2,413,934	-52.56	3,952,647	1,629,559	-58.77
SINGAPORE	384,085	342,931	-10.71	745,846	1,061,861	42.37
PHILIPPINES	24,909	13,389	-46.25	20,726	16,105	-22.30
MALAYSIA	190,625	107,215	-43.76	201,820	212,164	5.13
VIET NAM	1,122,725	658,717	-41.33	1,835,125	1,606,240	-12.47
SRI LANKA	35,369	139,959	295.71	44,150	192,571	336.17
IRAN (ISLAMIC REPUBLIC OF)	103,006	54,000	-47.58	128,757	47,500	-63.11
ISRAEL	103,870	121,259	16.74	120,820	282,849	134.11
KUWAIT	1,799	30,492	1,594.94	6,610	98,140	1,384.72
JORDAN	300	106,072	35,257.33	3,510	314,080	8,848.15
LEBANON	5,821	6,446	10.74	13,195	95,275	622.05
YEMEN	0	531,992	-	0	1,704,080	-
UNITED ARAB EMIRATES	6,909	98,518	1,325.94	53,611	322,311	501.20
QATAR	0	480	-	0	2,400	-
BAHRAIN	0	200	-	0	2,000	-
EGYPT	339,000	293,000	-13.57	266,246	192,350	-27.75
LIBYAN ARAB JAMAHIRIYA	99,000	0	-100.00	420,750	0	-100.00
TUNISIA	210,125	0	-100.00	216,575	0	-100.00
SOUTH AFRICA	7	0	-100.00	10	0	-100.00
AUSTRALIA	34,463	33,703	-2.21	33,331	203,293	509.92
NEW ZEALAND	18,500	14,901	-19.45	17,650	32,782	85.73
EAST TIMOR	3,588	0	-100.00	6,341	0	-100.00
UNITED STATES	1,293,481	983,078	-24.00	5,842,796	4,365,760	-25.28
CANADA	5,479	0	-100.00	13,358	0	-100.00
MEXICO	0	156,569	-	0	964,096	-
PERU	25,005	0	-100.00	37,508	0	-100.00
UNITED KINGDOM	11	24,416	221,863.64	22	106,930	485,945.45
NETHERLANDS	23,519	4,714	-79.96	52,638	14,141	-73.14
FRANCE	0	89,780	-	0	192,793	-
BELGIUM	60,549	52,240	-13.72	298,480	227,516	-23.78
FINLAND	0	15,120	-	0	45,360	-
ITALY	0	36,890	-	0	116,758	-
UKRAINE	0	1,000	-	0	5,900	-
RUSSIA FEDERATION	22,749	26,881	18.16	74,875	78,130	4.35
-UBUR-UBUR	1,070,359	2,517,329	135.19	2,326,268	3,548,044	52.52

TABEL 5. PERKEMBANGAN EKSPOR INDONESIA MENURUT KOMODITI DAN NEGARA TUJUAN

JENIS BARANG	BERAT BERSIH (KG)		PERUB %	NILAI FOB (US \$)		PERUB %
	JAN-MAR 2009	JAN-MAR 2010		JAN-MAR 2009	JAN-MAR 2010	
	(1)	(2)	(3)	(4)	(5)	(6)
JAPAN	359,770	311,580	-13.39	807,925	785,858	-2.73
HONG KONG	32,563	36,774	12.93	148,994	108,201	-27.38
KOREA, REPUBLIC OF	196,419	279,640	42.37	323,269	399,842	23.69
TAIWAN	111,598	195,449	75.14	171,501	273,505	59.48
CHINA	41,366	50	-99.88	71,656	165	-99.77
MACAU	0	70	-	0	1,200	-
THAILAND	0	23	-	0	142	-
SINGAPORE	6,976	7,241	3.80	17,036	24,276	42.50
MALAYSIA	4,622	42,767	825.29	16,328	40,761	149.64
VIET NAM	19,525	1,320,876	6,665.05	82,786	1,096,804	1,224.87
INDIA	0	145	-	0	10	-
IRAN (ISLAMIC REPUBLIC OF)	2	20	900.00	31	103	232.26
ISRAEL	141	425	201.42	60	296	393.33
JORDAN	0	18	-	0	47	-
TURKEY	0	890	-	0	2,783	-
UNITED ARAB EMIRATES	197	875	344.16	76	2,079	2,635.53
SOUTH AFRICA	59,661	16,719	-71.98	199,853	49,172	-75.40
AUSTRALIA	3,539	3,029	-14.41	13,485	12,387	-8.14
NEW ZEALAND	98	289	194.90	83	817	884.34
UNITED STATES	55,697	134,473	141.44	124,510	388,971	212.40
CANADA	110,081	78,847	-28.37	261,140	177,411	-32.06
MEXICO	0	9,600	-	0	30,000	-
ARGENTINA	0	45	-	0	375	-
BRAZIL	0	120	-	0	272	-
UNITED KINGDOM	9,144	12,571	37.48	5,220	24,444	368.28
NETHERLANDS	5,791	8,440	45.74	2,899	15,226	425.22
FRANCE	11,529	23,020	99.67	8,594	28,751	234.55
GERMANY, FED. REP. OF	13,746	15,943	15.98	12,783	43,488	240.20
AUSTRIA	244	113	-53.69	1,050	252	-76.00
BELGIUM	24,064	0	-100.00	48,821	0	-100.00
SWITZERLAND	218	1,716	687.16	632	1,572	148.73
DENMARK	99	514	419.19	239	685	186.61
NORWAY	0	297	-	0	375	-
SWEDEN	113	438	287.61	192	705	267.19
FINLAND	31	160	416.13	84	343	308.33
IRELAND	0	577	-	0	1,739	-
ITALY	1,304	2,578	97.70	5,575	8,442	51.43
SPAIN	0	608	-	0	2,471	-
GREECE	159	2,299	1,345.91	143	4,805	3,260.14
HUNGARY	0	176	-	0	268	-
POLAND	469	1,391	196.59	535	2,451	358.13
BULGARIA	0	166	-	0	476	-
UKRAINE	0	127	-	0	265	-
LITHUANIA	0	3,945	-	0	13,620	-
CROATIA	0	208	-	0	111	-
CZECH REPUBLIC	945	886	-6.24	579	840	45.08
RUSSIA FEDERATION	248	1,191	380.24	189	1,238	555.03
-KEPITING, KERANG-KERANGAN	10,655,047	15,833,861	48.60	31,194,947	40,891,361	31.08
JAPAN	230,135	406,860	76.79	1,170,760	1,807,118	54.35
HONG KONG	336,027	1,200,333	257.21	956,926	2,374,740	148.16
KOREA, REPUBLIC OF	492,612	714,835	45.11	1,549,336	1,679,268	8.39
TAIWAN	1,418,778	2,040,541	43.82	2,668,341	2,595,539	-2.73
CHINA	1,247,075	1,454,003	16.59	1,048,588	1,227,477	17.06
MACAU	4,368	6,574	50.50	4,672	7,266	55.52
THAILAND	323,055	1,705,759	428.01	257,860	1,015,929	293.98
SINGAPORE	729,075	791,254	8.53	2,003,258	1,805,985	-9.85
PHILIPPINES	260	40,664	15,540.00	11,415	152,536	1,236.28
MALAYSIA	831,437	868,372	4.44	1,138,797	769,455	-32.43
VIET NAM	639,524	1,631,579	155.12	522,780	1,514,577	189.72
INDIA	79,421	76,742	-3.37	75,821	94,379	24.48
IRAN (ISLAMIC REPUBLIC OF)	0	25	-	0	225	-
SAUDI ARABIA	0	2	-	0	2	-
ISRAEL	0	306	-	0	70	-
KUWAIT	0	11	-	0	300	-
LEBANON	20,007	12,020	-39.92	64,724	40,601	-37.27
TURKEY	0	51,006	-	0	90,699	-
UNITED ARAB EMIRATES	0	60	-	0	2,214	-
CYPRUS	84,954	56,452	-33.55	254,273	143,651	-43.51
EGYPT	25,000	0	-100.00	51,935	0	-100.00
SOUTH AFRICA	9,083	4	-99.96	12,070	50	-99.59
MAURITIUS	63,980	104,629	63.53	135,605	233,283	72.03
AUSTRALIA	124,647	72,350	-41.96	480,301	334,936	-30.27
UNITED STATES	1,632,691	1,495,222	-8.42	12,268,745	16,635,580	35.59
CANADA	104,222	69,441	-33.37	273,405	383,299	40.19
MEXICO	133,984	10,683	-92.03	246,443	16,358	-93.36
PANAMA	60,217	0	-100.00	206,174	0	-100.00
URUGUAY	0	26,000	-	0	26,000	-

TABEL 5. PERKEMBANGAN EKSPOR INDONESIA MENURUT KOMODITI DAN NEGARA TUJUAN

JENIS BARANG	BERAT BERSIH (KG)		PERUB %	NILAI FOB (US \$)		PERUB %
	JAN-MAR 2009	JAN-MAR 2010		JAN-MAR 2009	JAN-MAR 2010	
	(1)	(2)	(3)	(4)	(5)	(6)
PUERTO RICO	284,865	99,752	-64.98	1,018,558	330,171	-67.58
DOMINICAN REPUBLIC	0	7,213	-	0	24,719	-
MARTINIQUE	0	35,592	-	0	91,118	-
GUADELOUPE	0	34,703	-	0	68,148	-
UNITED KINGDOM	10,594	1,041	-90.17	133,434	915	-99.31
NETHERLANDS	29,514	37,174	25.95	200,713	154,688	-22.93
FRANCE	17,168	99,112	477.31	35,831	230,237	542.56
GERMANY, FED. REP. OF	38,182	14,555	-61.88	90,397	66,434	-26.51
AUSTRIA	0	2,122	-	0	7,885	-
BELGIUM	43,852	48,907	11.53	164,266	211,114	28.52
SWITZERLAND	3,896	1,588	-59.24	11,929	7,437	-37.66
DENMARK	0	235	-	0	141	-
NORWAY	0	79	-	0	100	-
SWEDEN	0	978	-	0	372	-
ITALY	1,484,697	2,294,902	54.57	3,771,586	5,729,438	51.91
SPAIN	48,110	217	-99.55	109,970	535	-99.51
PORTUGAL	80,464	132,150	64.23	191,215	277,945	45.36
GREECE	0	47,942	-	0	165,144	-
HUNGARY	0	8	-	0	43	-
POLAND	0	734	-	0	874	-
ALBANIA	0	25,759	-	0	57,920	-
CROATIA	0	55,732	-	0	132,821	-
MALTA	23,153	0	-100.00	64,819	0	-100.00
RUSSIA FEDERATION	0	57,639	-	0	381,625	-
-BEKICOT	617,501	447,974	-27.45	1,599,638	1,264,876	-20.93
HONG KONG	194,843	106,925	-45.12	973,515	632,700	-35.01
KOREA, REPUBLIC OF	24,810	5,656	-77.20	67,780	17,879	-73.62
TAIWAN	303,908	153,086	-49.63	347,209	183,274	-47.22
MACAU	920	0	-100.00	920	0	-100.00
THAILAND	0	29,911	-	0	18,730	-
SINGAPORE	41,734	49,601	18.85	103,887	128,060	23.27
MALAYSIA	17,453	20,062	14.95	12,525	15,167	21.09
TURKEY	0	140	-	0	222	-
UNITED ARAB EMIRATES	0	30	-	0	83	-
SOUTH AFRICA	10,080	157	-98.44	32,025	400	-98.75
AUSTRALIA	42	0	-100.00	127	0	-100.00
UNITED STATES	0	1,784	-	0	3,720	-
CANADA	23,711	32,429	36.77	61,650	93,287	51.32
UNITED KINGDOM	0	647	-	0	1,643	-
NETHERLANDS	0	15	-	0	6	-
FRANCE	0	47,194	-	0	168,796	-
NORWAY	0	106	-	0	304	-
GREECE	0	96	-	0	192	-
HUNGARY	0	51	-	0	157	-
POLAND	0	32	-	0	88	-
UKRAINE	0	2	-	0	51	-
RUSSIA FEDERATION	0	50	-	0	117	-
-IKAN LAINNYA	65,719,127	85,652,416	30.33	74,744,949	93,252,139	24.76
JAPAN	2,758,401	4,730,033	71.48	10,094,724	9,538,457	-5.51
HONG KONG	3,341,854	3,279,664	-1.86	12,549,274	18,132,417	44.49
KOREA, REPUBLIC OF	2,082,610	3,415,647	64.01	3,367,527	3,058,494	-9.18
TAIWAN	1,799,812	3,839,564	113.33	2,801,713	4,448,463	58.78
CHINA	19,618,449	14,278,708	-27.22	6,972,798	6,113,531	-12.32
MACAU	1,245	1,281	2.89	2,216	6,519	194.18
THAILAND	10,934,184	26,878,808	145.82	6,275,888	11,155,771	77.76
SINGAPORE	6,465,238	6,548,722	1.29	9,187,866	8,937,121	-2.73
PHILIPPINES	589,010	130,285	-77.88	750,386	707,537	-5.71
MALAYSIA	8,069,600	9,229,458	14.37	7,895,293	9,025,394	14.31
CAMBODIA	406	40	-90.15	2,712	500	-81.56
BRUNEI DARUSSALAM	12,708	9,900	-22.10	35,781	41,990	17.35
VIET NAM	4,950,600	7,461,236	50.71	3,374,873	7,028,110	108.25
INDIA	0	15	-	0	125	-
PAKISTAN	104	0	-100.00	443	0	-100.00
BANGLADESH	15,610	0	-100.00	4,671	0	-100.00
SRI LANKA	44,201	198,643	349.41	40,787	316,687	676.44
IRAN (ISLAMIC REPUBLIC OF)	34,875	147,698	323.51	53,586	262,036	389.00
SAUDI ARABIA	62,653	38,511	-38.53	49,526	72,459	46.30
ISRAEL	157,259	155,997	-0.80	386,332	439,758	13.83
KUWAIT	948	557	-41.24	4,514	4,171	-7.60
JORDAN	2,336	2,224	-4.79	5,055	5,874	16.20
LEBANON	671	636	-5.22	376	1,893	403.46
SYRIA ARAB REPUBLIC	5,576	5,008	-10.19	7,330	12,680	72.99
TURKEY	194	1,471	658.25	1,750	2,682	53.26
UNITED ARAB EMIRATES	35,136	114,802	226.74	69,136	256,329	270.76
QATAR	69	68	-1.45	1,238	3,341	169.87
BAHRAIN	24	64	166.67	212	851	301.42

TABEL 5. PERKEMBANGAN EKSPOR INDONESIA MENURUT KOMODITI DAN NEGARA TUJUAN

JENIS BARANG	BERAT BERSIH (KG)		PERUB %	NILAI FOB (US \$)		PERUB %	
	JAN-MAR 2009	JAN-MAR 2010		JAN-MAR 2009	JAN-MAR 2010		
	(1)	(2)	(3)	(4)	(5)	(6)	(7)
CYPRUS		569	1,550	172.41	1,362	3,797	178.78
EGYPT		479,666	225,910	-52.90	368,708	133,214	-63.87
MOROCCO		160	0	-100.00	320	0	-100.00
TUNISIA		372,364	158,079	-57.55	377,230	190,385	-49.53
ALGERIA		47,847	12,632	-73.60	53,785	15,159	-71.82
NAMIBIA		35,700	50,285	40.85	35,000	63,556	81.59
REUNION		0	12,000	-	0	51,600	-
MOZAMBIQUE		182,091	379,406	108.36	228,840	540,563	136.22
TOGO		0	15,500	-	0	21,380	-
GHANA		126,000	46,500	-63.10	116,000	61,200	-47.24
ANGOLA		120,248	0	-100.00	123,500	0	-100.00
CONGO		0	109,210	-	0	212,928	-
GAMBIA		0	90,000	-	0	216,000	-
SOUTH AFRICA		3,933	28,873	634.12	6,099	51,401	742.78
MAURITIUS		119,807	120,414	0.51	207,031	225,602	8.97
AUSTRALIA		429,449	404,590	-5.79	809,504	856,679	5.83
NEW ZEALAND		16,621	25,250	51.92	61,715	24,711	-59.96
GUAM		0	27,000	-	0	35,100	-
AMERICAN SAMOA		62,389	77,239	23.80	59,796	45,299	-24.24
KIRIBATI		0	408	-	0	980	-
SAMOA		148,280	92,973	-37.30	146,110	100,265	-31.38
SOLOMON ISLANDS		0	18,594	-	0	19,693	-
EAST TIMOR		0	8,258	-	0	17,000	-
UNITED STATES		1,008,967	1,056,335	4.69	3,624,491	5,414,028	49.37
CANADA		25,052	60,852	142.90	68,411	104,026	52.06
MEXICO		206,223	27,101	-86.86	1,061,119	180,685	-82.97
GUATEMALA		16,234	80,276	394.49	25,093	124,085	394.50
PANAMA		161,188	49,593	-69.23	192,007	64,600	-66.36
SURINAME		0	81,000	-	0	40,131	-
VENEZUELA		126	0	-100.00	207	0	-100.00
ARGENTINA		300	113	-62.33	1,015	964	-5.02
BRAZIL		0	321	-	0	259	-
COLOMBIA		0	25,081	-	0	43,071	-
URUGUAY		52,894	0	-100.00	66,118	0	-100.00
PARAGUAY		0	40	-	0	1,327	-
PERU		399	0	-100.00	559	0	-100.00
PUERTO RICO		117,328	64,204	-45.28	579,042	265,762	-54.10
DOMINICAN REPUBLIC		70,448	13,826	-80.37	126,419	48,275	-61.81
EL SALVADOR		0	25,999	-	0	15,730	-
FRENCH POLYNESIA		56,000	72,729	29.87	38,080	34,886	-8.39
MARTINIQUE		0	15,881	-	0	43,228	-
GUADELOUPE		0	4,879	-	0	7,861	-
UNITED KINGDOM		116,263	64,405	-44.60	250,892	179,448	-28.48
NETHERLANDS		175,760	92,690	-47.26	349,745	226,561	-35.22
FRANCE		153,124	214,120	39.83	370,296	490,334	32.42
GERMANY, FED. REP. OF		53,809	23,297	-56.70	286,968	160,133	-44.20
AUSTRIA		14,938	5,487	-63.27	40,624	26,981	-33.58
BELGIUM		83,662	183,866	119.77	208,700	296,494	42.07
SWITZERLAND		6,401	3,164	-50.57	43,078	19,985	-53.61
DENMARK		10,091	13,475	33.53	26,417	36,430	37.90
NORWAY		2,824	2,892	2.41	3,591	6,209	72.90
SWEDEN		3,965	4,033	1.72	41,217	43,360	5.20
FINLAND		88	155	76.14	166	365	119.88
IRELAND		505	1,318	160.99	1,280	5,340	317.19
ITALY		123,338	138,993	12.69	335,889	356,940	6.27
SPAIN		10,288	89,718	772.06	36,469	158,021	333.30
PORTUGAL		880	2,213	151.48	599	6,395	967.61
MONTSERRAT		0	11,265	-	0	12,081	-
GREECE		3,154	40,784	1,193.09	14,130	106,827	656.03
DEMOCRATIC REPUBLIC OF THE		31,000	72,000	132.26	39,000	172,800	343.08
HUNGARY		1,252	1,927	53.91	3,121	5,912	89.43
POLAND		10,230	8,102	-20.80	65,152	62,749	-3.69
ROMANIA		1,891	592	-68.69	1,608	2,744	70.65
BULGARIA		0	91	-	0	262	-
YUGOSLAVIA		301	0	-100.00	166	0	-100.00
ARMENIA		0	13	-	0	96	-
KAZAKHSTAN		0	15	-	0	219	-
UKRAINE		462	363	-21.43	1,438	2,279	58.48
LITHUANIA		234	0	-100.00	300	0	-100.00
CROATIA		0	74	-	0	40	-
SLOVAKIA		540	0	-100.00	2,970	0	-100.00
SLOVENIA		0	32	-	0	198	-
CZECH REPUBLIC		6,963	7,726	10.96	52,442	114,944	119.18
RUSSIA FEDERATION		63,108	717,665	1,037.20	255,123	1,909,372	648.41
-BIJI BUNGA		694	29,097	4,092.65	535,178	644,533	20.43
SINGAPORE		32	9,226	28,731.25	86,740	115,437	33.08
MALAYSIA		510	240	-52.94	408	226	-44.61

TABEL 5. PERKEMBANGAN EKSPOR INDONESIA MENURUT KOMODITI DAN NEGARA TUJUAN

JENIS BARANG	BERAT BERSIH (KG)		PERUB %	NILAI FOB (US \$)		PERUB %
	JAN-MAR 2009	JAN-MAR 2010		JAN-MAR 2009	JAN-MAR 2010	
	(1)	(2)	(3)	(4)	(5)	(6)
VIET NAM	0	6,020	-	0	1,250	-
INDIA	0	13,257	-	0	44,152	-
AUSTRALIA	0	23	-	0	47	-
EAST TIMOR	0	20	-	0	18	-
UNITED KINGDOM	17	8	-52.94	71,474	21,822	-69.47
NETHERLANDS	129	164	27.13	345,712	437,836	26.65
FRANCE	0	134	-	0	8,373	-
DENMARK	6	5	-16.67	30,844	15,372	-50.16
-BIJI KAPAS	152,300	613,600	302.89	28,585	140,618	391.93
JAPAN	100,000	250,000	150.00	14,410	52,885	267.00
TAIWAN	52,300	363,600	595.22	14,175	87,733	518.93
-BIJI LAINNYA	40,412,761	61,575,550	52.37	3,967,077	6,223,392	56.88
JAPAN	9,200,460	9,447,043	2.68	439,082	446,516	1.69
HONG KONG	166,153	202,878	22.10	276,099	220,890	-20.00
KOREA, REPUBLIC OF	24,456	420,937	1,621.20	53,342	214,649	302.40
TAIWAN	17,585	283,570	1,512.57	23,214	250,632	979.66
CHINA	369,100	273,151	-26.00	281,026	450,262	60.22
THAILAND	2,254,278	128,398	-94.30	439,366	405,555	-7.70
SINGAPORE	143,250	218,114	52.26	120,342	140,948	17.12
PHILIPPINES	19,139	59,176	209.19	12,047	108,383	799.67
MALAYSIA	366,306	443,937	21.19	418,340	621,930	48.67
BRUNEI DARUSSALAM	4,479	39	-99.13	11,919	3,510	-70.55
VIET NAM	492	532,061	108,042.48	46,912	720,955	1,436.82
INDIA	9,593	142,761	1,388.18	235,575	288,728	22.56
PAKISTAN	867	0	-100.00	1,363	0	-100.00
SAUDI ARABIA	1,530	0	-100.00	1,877	0	-100.00
TURKEY	0	71,712	-	0	38,007	-
CAMEROON	216	308	42.59	6,030	80,221	1,230.36
AUSTRALIA	15,505	7,200	-53.56	29,632	19,580	-33.92
EAST TIMOR	35,253	61,590	74.71	29,655	45,294	52.74
UNITED STATES	18,450	34,048	84.54	2,768	9,322	236.78
COLOMBIA	2,400	0	-100.00	240,000	0	-100.00
UNITED KINGDOM	7,200	0	-100.00	20,757	0	-100.00
NETHERLANDS	1,480	1,328	-10.27	6,275	2,813	-55.17
GERMANY, FED. REP. OF	1	0	-100.00	4	0	-100.00
ITALY	27,754,478	49,247,299	77.44	1,248,952	2,155,197	72.56
DEMOCRATIC REPUBLIC OF THE	90	0	-100.00	22,500	0	-100.00
BULU BEBEK	11,000	90,997	727.25	8,559	73,793	762.17
TAIWAN	11,000	48,061	336.92	8,559	35,150	310.68
VIET NAM	0	42,936	-	0	38,643	-
DAMAR DAN GETAH DAMAR	7,286,163	10,371,194	42.34	6,230,433	9,818,688	57.59
JAPAN	55,200	220,800	300.00	47,760	203,520	326.13
KOREA, REPUBLIC OF	326,400	307,200	-5.88	266,880	277,344	3.92
TAIWAN	96,000	1,072,797	1,017.50	81,408	999,091	1,127.26
CHINA	268,800	230,400	-14.29	236,160	207,360	-12.20
THAILAND	19,200	115,138	499.68	15,360	111,762	627.62
SINGAPORE	9,862	0	-100.00	23,370	0	-100.00
PHILIPPINES	115,200	134,400	16.67	94,080	123,456	31.22
MALAYSIA	57,600	114,400	98.61	46,080	138,207	199.93
INDIA	2,877,519	3,697,261	28.49	2,368,294	3,547,128	49.78
PAKISTAN	1,036,800	307,200	-70.37	829,440	278,688	-66.40
BANGLADESH	384,000	249,600	-35.00	314,880	232,320	-26.22
JORDAN	64,000	15,600	-75.63	60,130	23,851	-60.33
SYRIA ARAB REPUBLIC	0	16,000	-	0	25,229	-
TURKEY	96,000	326,399	240.00	78,720	305,179	287.68
UNITED ARAB EMIRATES	20,782	0	-100.00	19,120	0	-100.00
NIGERIA	115,200	0	-100.00	92,160	0	-100.00
NEW ZEALAND	0	43,200	-	0	42,096	-
MEXICO	40,000	40,000	0.00	47,000	72,000	53.19
VENEZUELA	0	19,200	-	0	17,280	-
COLOMBIA	19,200	0	-100.00	15,360	0	-100.00
NETHERLANDS	650,400	960,000	47.60	640,128	865,440	35.20
FRANCE	0	153,600	-	0	138,240	-
GERMANY, FED. REP. OF	458,000	677,600	47.95	490,135	656,654	33.97
BELGIUM	192,000	460,800	140.00	153,600	417,408	171.75
FINLAND	57,600	0	-100.00	46,080	0	-100.00
ITALY	0	518,400	-	0	490,984	-
SPAIN	307,200	288,000	-6.25	247,680	260,640	5.23
PORTUGAL	0	192,000	-	0	172,800	-
GREECE	0	57,600	-	0	63,360	-
POLAND	0	153,599	-	0	148,651	-
ROMANIA	19,200	0	-100.00	16,608	0	-100.00
KOPAL DAN LAIN-LAIN	6,888,731	6,490,264	-5.78	5,077,225	4,709,340	-7.25

TABEL 5. PERKEMBANGAN EKSPOR INDONESIA MENURUT KOMODITI DAN NEGARA TUJUAN

JENIS BARANG	BERAT BERSIH (KG)		PERUB	NILAI FOB (US \$)		PERUB
	JAN-MAR 2009	JAN-MAR 2010	%	JAN-MAR 2009	JAN-MAR 2010	%
	(1)	(2)	(3)	(4)	(5)	(6)
JAPAN	194,965	410	-99.79	361,336	1,058	-99.71
HONG KONG	27,975	3,182	-88.63	46,199	15,614	-66.20
KOREA, REPUBLIC OF	20,000	14,999	-25.01	45,306	21,942	-51.57
TAIWAN	56,330	117,428	108.46	101,871	57,159	-43.89
CHINA	145,549	250,128	71.85	540,492	339,846	-37.12
THAILAND	59,963	91,289	52.24	116,479	127,874	9.78
SINGAPORE	297,317	443,501	49.17	542,990	699,764	28.87
PHILIPPINES	15,079	120,705	700.48	27,280	34,588	26.79
MALAYSIA	141,983	414,612	192.02	176,755	274,995	55.58
NEPAL	36,000	0	-100.00	5,200	0	-100.00
VIET NAM	78,746	184,203	133.92	98,674	184,285	86.76
INDIA	3,788,291	2,683,141	-29.17	1,567,988	1,375,442	-12.28
PAKISTAN	444,579	348,130	-21.69	265,890	176,724	-33.53
BANGLADESH	716,100	702,880	-1.85	241,722	272,891	12.89
SRI LANKA	178,212	262,761	47.44	48,752	90,522	85.68
IRAQ	0	15,000	-	0	7,000	-
SAUDI ARABIA	157,669	164,224	4.16	109,090	120,302	10.28
YEMEN	19,979	19,980	0.01	14,484	9,990	-31.03
SYRIA ARAB REPUBLIC	33,279	53,015	59.30	45,136	30,961	-31.41
UNITED ARAB EMIRATES	122,720	195,181	59.05	102,905	96,439	-6.28
BAHRAIN	100	0	-100.00	5,000	0	-100.00
EGYPT	48,000	118,456	146.78	97,200	179,837	85.02
LIBYAN ARAB JAMAHIRIYA	0	37,650	-	0	35,768	-
SUDAN	58,999	0	-100.00	37,370	0	-100.00
REUNION	0	216	-	0	256	-
SEYCHELLES	0	2,004	-	0	1,000	-
NIGER	20,800	0	-100.00	14,560	0	-100.00
DJIBOUTI	0	20,000	-	0	9,500	-
SOUTH AFRICA	0	15,043	-	0	8,218	-
AUSTRALIA	0	61	-	0	54	-
NEW ZEALAND	0	250	-	0	1,625	-
NEW CALEDONIA	0	21	-	0	27	-
EAST TIMOR	0	65	-	0	94	-
UNITED STATES	15,025	15,258	1.55	11,835	6,642	-43.88
MEXICO	59	288	388.14	810	1,716	111.85
BRAZIL	0	1,000	-	0	6,500	-
FRENCH POLYNESIA	389	524	34.70	397	808	103.53
UNITED KINGDOM	25,000	10,000	-60.00	42,784	119,300	178.84
NETHERLANDS	15,002	381	-97.46	18,762	236	-98.74
FRANCE	8,781	33,397	280.33	16,609	61,755	271.82
GERMANY, FED. REP. OF	101,590	33,608	-66.92	99,016	73,959	-25.31
BELGIUM	2,125	7,524	254.07	2,878	8,471	194.34
SWITZERLAND	0	50	-	0	2,200	-
ITALY	58,026	54,257	-6.50	271,314	215,355	-20.63
SPAIN	99	4,132	4,073.74	141	9,422	6,582.27
PORTUGAL	0	650	-	0	6,131	-
ANDORRA	0	32,100	-	0	9,389	-
HUNGARY	0	2,387	-	0	1,169	-
POLAND	0	48	-	0	1,224	-
BULGARIA	0	16,125	-	0	11,288	-
SAYUR-SAYURAN	13,314,174	18,935,890	42.22	7,144,161	10,855,939	51.96
JAPAN	810,319	1,255,078	54.89	1,135,734	1,845,253	62.47
HONG KONG	247,023	74,231	-69.95	71,197	111,451	56.54
KOREA, REPUBLIC OF	3,984	40,593	918.90	42,378	45,811	8.10
TAIWAN	139,814	371,707	165.86	26,751	259,487	870.01
CHINA	0	10,761	-	0	6,684	-
THAILAND	318,748	196,472	-38.36	299,515	198,663	-33.67
SINGAPORE	4,343,558	5,114,153	17.74	2,352,489	2,775,452	17.98
PHILIPPINES	906,316	3,342,857	268.84	292,846	1,732,776	491.70
MALAYSIA	5,855,659	4,335,425	-25.96	2,084,894	1,227,919	-41.10
BRUNEI DARUSSALAM	18,808	12,035	-36.01	58,848	39,523	-32.84
VIET NAM	0	350	-	0	175	-
MALDIVES	0	63	-	0	277	-
INDIA	185	1,556,035	841,000.00	20,210	1,289,183	6,278.94
PAKISTAN	0	1,758,020	-	0	567,840	-
SAUDI ARABIA	15,655	24,952	59.39	7,206	11,655	61.74
UNITED ARAB EMIRATES	0	598	-	0	512	-
QATAR	1,115	647	-41.97	1,738	536	-69.16
BAHRAIN	13,131	0	-100.00	22,018	0	-100.00
NIGERIA	0	9,000	-	0	7,164	-
SOUTH AFRICA	0	556	-	0	2,248	-
AUSTRALIA	2,043	0	-100.00	4,891	0	-100.00
GUAM	0	124	-	0	1,484	-
EAST TIMOR	2,799	107,439	3,738.48	2,699	21,592	700.00
UNITED STATES	224,781	155,048	-31.02	314,852	193,959	-38.40
NETHERLANDS	10,736	152,239	1,318.02	24,814	157,478	534.63
FRANCE	0	570	-	0	570	-

TABEL 5. PERKEMBANGAN EKSPOR INDONESIA MENURUT KOMODITI DAN NEGARA TUJUAN

JENIS BARANG	BERAT BERSIH (KG)		PERUB	NILAI FOB (US \$)		PERUB
	JAN-MAR 2009	JAN-MAR 2010	%	JAN-MAR 2009	JAN-MAR 2010	%
	(1)	(2)	(3)	(4)	(5)	(6)
GERMANY, FED. REP. OF	0	23,532	-	0	23,517	-
DENMARK	0	6	-	0	6	-
SWEDEN	0	17,399	-	0	10,063	-
RUSSIA FEDERATION	399,500	376,000	-5.88	381,081	324,661	-14.81
BUAH-BUAHAN	64,000,174	63,719,436	-0.44	31,890,775	36,440,928	14.27
JAPAN	3,571	27,822	679.11	12,554	30,259	141.03
HONG KONG	3,317,177	5,674,481	71.06	2,205,056	4,477,271	103.05
KOREA, REPUBLIC OF	16,998	18,365	8.04	14,906	12,184	-18.26
TAIWAN	5,074	35,708	603.74	3,915	17,378	343.88
CHINA	1,867,200	4,402,421	135.78	1,100,567	3,743,678	240.16
THAILAND	346	40	-88.44	1,416	16	-98.87
SINGAPORE	7,904,983	9,509,171	20.29	3,177,031	4,927,346	55.09
MALAYSIA	1,849,842	1,160,566	-37.26	521,613	429,804	-17.60
BRUNEI DARUSSALAM	2,049	7,663	273.99	6,178	25,232	308.42
NEPAL	3,370,950	2,965,312	-12.03	1,452,933	1,338,558	-7.87
VIET NAM	189,310	189,036	-0.14	172,540	123,488	-28.43
INDIA	21,946,788	14,203,088	-35.28	10,380,916	6,181,450	-40.45
PAKISTAN	21,035,025	20,312,762	-3.43	11,404,311	11,419,272	0.13
BANGLADESH	1,756,865	4,120,995	134.57	986,981	2,956,862	199.59
SRI LANKA	0	72,000	-	0	41,400	-
SAUDI ARABIA	99,083	137,485	38.76	46,374	98,546	112.50
KUWAIT	6,210	9,876	59.03	6,412	15,974	149.13
OMAN	9,577	5,542	-42.13	5,747	3,327	-42.11
TURKEY	15,266	0	-100.00	4,756	0	-100.00
UNITED ARAB EMIRATES	523,821	739,422	41.16	287,609	430,315	49.62
QATAR	17,065	30,336	77.77	13,888	23,822	71.53
BAHRAIN	2,035	20,352	900.10	1,109	21,488	1,837.60
SOUTH AFRICA	0	77	-	0	282	-
AUSTRALIA	874	0	-100.00	2,368	0	-100.00
FIJI	163	0	-100.00	575	0	-100.00
EAST TIMOR	0	250	-	0	123	-
UNITED STATES	1,616	249	-84.59	8,741	1,019	-88.34
CANADA	303	0	-100.00	968	0	-100.00
UNITED KINGDOM	0	40	-	0	190	-
NETHERLANDS	30,922	31,958	3.35	45,269	77,324	70.81
FRANCE	14,625	30,022	105.28	14,919	30,022	101.23
GERMANY, FED. REP. OF	1,372	179	-86.95	4,007	80	-98.00
BELGIUM	9,850	2,260	-77.06	5,910	2,260	-61.76
SWITZERLAND	266	240	-9.77	266	240	-9.77
DENMARK	0	9,328	-	0	9,328	-
ITALY	948	2,390	152.11	940	2,390	154.26
KULIT KERANG DAN LAIN-LAIN	1,052,807	4,241,856	302.91	394,007	2,663,268	575.94
JAPAN	158,532	218,088	37.57	63,370	119,582	88.70
HONG KONG	18,171	17,239	-5.13	5,957	11,489	92.87
KOREA, REPUBLIC OF	1,880	17,323	821.44	1,880	220,559	11,631.86
TAIWAN	0	90	-	0	510	-
CHINA	822,577	3,447,942	319.16	268,509	1,293,340	381.67
THAILAND	1,000	13,877	1,287.70	14,420	38,092	164.16
SINGAPORE	0	1,513	-	0	8,583	-
MALAYSIA	0	2,805	-	0	12,771	-
VIET NAM	30,112	145,976	384.78	8,022	181,730	2,165.40
INDIA	8,975	62,820	599.94	3,019	32,436	974.40
IRAN (ISLAMIC REPUBLIC OF)	0	1,924	-	0	1,191	-
ISRAEL	0	3,527	-	0	16,612	-
KUWAIT	0	653	-	0	820	-
JORDAN	0	509	-	0	1,265	-
LEBANON	0	345	-	0	842	-
TURKEY	0	1,660	-	0	3,583	-
UNITED ARAB EMIRATES	0	491	-	0	1,301	-
CYPRUS	0	984	-	0	482	-
SOUTH AFRICA	0	5,108	-	0	8,523	-
COOK ISLANDS	0	230	-	0	4,030	-
UNITED STATES	682	163,154	23,822.87	942	349,495	37,001.38
CANADA	1,249	15,373	1,130.82	558	43,043	7,613.80
MEXICO	0	647	-	0	1,402	-
PANAMA	0	320	-	0	3,900	-
BRAZIL	0	725	-	0	1,204	-
UNITED KINGDOM	0	23,085	-	0	64,033	-
NETHERLANDS	0	12,435	-	0	50,584	-
FRANCE	0	16,126	-	0	47,146	-
GERMANY, FED. REP. OF	7,700	27,717	259.96	3,370	47,022	1,295.31
AUSTRIA	0	2,049	-	0	3,371	-
BELGIUM	0	2,126	-	0	2,996	-
SWITZERLAND	0	1,099	-	0	2,383	-
DENMARK	0	1,359	-	0	2,642	-
NORWAY	0	712	-	0	3,574	-

TABEL 5. PERKEMBANGAN EKSPOR INDONESIA MENURUT KOMODITI DAN NEGARA TUJUAN

JENIS BARANG	BERAT BERSIH (KG)		PERUB %	NILAI FOB (US \$)		PERUB %
	JAN-MAR 2009	JAN-MAR 2010		JAN-MAR 2009	JAN-MAR 2010	
(1)	(2)	(3)	(4)	(5)	(6)	(7)
SWEDEN	0	2,710	-	0	3,430	-
IRELAND	0	243	-	0	853	-
ITALY	1,895	13,536	614.30	23,913	26,758	11.90
SPAIN	34	4,190	12,223.53	47	24,211	51,412.77
PORTUGAL	0	908	-	0	2,881	-
GREECE	0	1,467	-	0	3,395	-
HUNGARY	0	1,146	-	0	2,838	-
POLAND	0	2,152	-	0	9,060	-
UKRAINE	0	411	-	0	854	-
CZECH REPUBLIC	0	318	-	0	2,160	-
RUSSIA FEDERATION	0	4,744	-	0	6,292	-
TANAMAN OBAT	2,697,029	2,944,652	9.18	3,231,359	2,948,134	-8.76
JAPAN	10,630	495,462	4,560.98	101,701	125,731	23.63
HONG KONG	44,571	34,377	-22.87	25,270	12,934	-48.82
KOREA, REPUBLIC OF	21,831	6,040	-72.33	36,365	9,144	-74.85
TAIWAN	598,133	668,642	11.79	217,750	457,672	110.18
CHINA	228,691	367,342	60.63	78,401	396,855	406.19
MACAU	24	265	1,004.17	1,243	4,675	276.11
SINGAPORE	244,914	634,364	159.02	408,099	631,482	54.74
MALAYSIA	118,286	46,279	-60.88	49,269	35,792	-27.35
VIET NAM	49,570	23,755	-52.08	33,430	63,885	91.10
INDIA	208,238	147,186	-29.32	263,257	182,769	-30.57
PAKISTAN	12,335	0	-100.00	25,381	0	-100.00
SAUDI ARABIA	376,983	153,971	-59.16	1,011,636	460,964	-54.43
KUWAIT	2,661	797	-70.05	12,327	7,178	-41.77
JORDAN	90	0	-100.00	2,650	0	-100.00
YEMEN	220	150	-31.82	3,500	3,000	-14.29
UNITED ARAB EMIRATES	401,165	162,219	-59.56	343,744	176,235	-48.73
QATAR	618	545	-11.81	1,843	7,625	313.73
LIBYAN ARAB JAMAHIRIYA	110,650	74,000	-33.12	35,884	31,400	-12.50
SUDAN	91,000	36,500	-59.89	26,140	11,916	-54.41
BENIN	55,500	0	-100.00	11,100	0	-100.00
AUSTRALIA	2,207	0	-100.00	2,796	0	-100.00
UNITED STATES	22,085	0	-100.00	39,180	0	-100.00
CANADA	100	0	-100.00	200	0	-100.00
NETHERLANDS	1,439	0	-100.00	20,341	0	-100.00
FRANCE	7,159	2,859	-60.06	184,100	85,542	-53.54
GERMANY, FED. REP. OF	77,611	45,498	-41.38	242,180	121,471	-49.84
BELGIUM	580	0	-100.00	2,320	0	-100.00
ITALY	0	8,134	-	0	14,618	-
UKRAINE	0	14,000	-	0	7,000	-
RUSSIA FEDERATION	9,738	22,267	128.66	51,252	100,246	95.59
-GANGGANG LAUT	20,289,322	22,554,128	11.16	20,288,436	25,769,093	27.01
JAPAN	27,989	48,000	71.50	52,244	96,753	85.19
HONG KONG	202,766	1,311,999	547.05	101,360	356,022	251.25
KOREA, REPUBLIC OF	998,612	508,020	-49.13	1,067,485	646,900	-39.40
TAIWAN	127,651	25,408	-80.10	53,113	2,852	-94.63
CHINA	11,546,512	11,448,059	-0.85	9,022,546	11,268,346	24.89
THAILAND	51,650	32,000	-38.04	29,185	56,950	95.13
SINGAPORE	1,686	0	-100.00	41,989	0	-100.00
PHILIPPINES	1,401,769	3,122,295	122.74	1,589,697	3,974,427	150.01
MALAYSIA	89,580	126,866	41.62	190,080	100,442	-47.16
VIET NAM	1,777,804	2,621,303	47.45	1,039,770	1,841,057	77.06
INDIA	13,800	0	-100.00	5,865	0	-100.00
TUNISIA	20,000	0	-100.00	22,400	0	-100.00
AUSTRALIA	0	21,000	-	0	144,900	-
UNITED STATES	939,832	649,576	-30.88	1,170,568	1,469,300	25.52
MEXICO	61,000	0	-100.00	188,850	0	-100.00
CHILE	529,987	686,520	29.54	981,749	1,029,075	4.82
VENEZUELA	20,000	0	-100.00	16,000	0	-100.00
ARGENTINA	100,000	150,000	50.00	49,000	92,000	87.76
BRAZIL	439,999	208,000	-52.73	711,250	295,200	-58.50
UNITED KINGDOM	182,800	265,800	45.40	1,426,081	1,456,790	2.15
FRANCE	1,008,009	529,000	-47.52	824,340	617,174	-25.13
GERMANY, FED. REP. OF	42,002	105,042	150.09	174,318	617,401	254.18
BELGIUM	82,000	124,000	51.22	351,200	696,500	98.32
DENMARK	147,700	314,000	112.59	89,740	306,450	241.49
ITALY	20,000	10,000	-50.00	223,867	72,706	-67.52
SPAIN	393,174	226,240	-42.46	365,939	482,948	31.98
LITHUANIA	42,000	0	-100.00	326,550	0	-100.00
RUSSIA FEDERATION	21,000	21,000	0.00	173,250	144,900	-16.36
-LAINNYA	2,899,935	31,590,175	989.34	339,480	1,206,140	255.29
JAPAN	3,963	33,650	749.10	6,585	21,940	233.18
HONG KONG	24	10	-58.33	111	44	-60.36
TAIWAN	450,891	359,261	-20.32	169,117	153,499	-9.24

TABEL 5. PERKEMBANGAN EKSPOR INDONESIA MENURUT KOMODITI DAN NEGARA TUJUAN

JENIS BARANG	BERAT BERSIH (KG)		PERUB %	NILAI FOB (US \$)		PERUB %
	JAN-MAR 2009	JAN-MAR 2010		JAN-MAR 2009	JAN-MAR 2010	
(1)	(2)	(3)	(4)	(5)	(6)	(7)
THAILAND	2,280,790	24,441,330	971.62	43,334	733,238	1,592.06
SINGAPORE	0	12,761	-	0	8,037	-
PHILIPPINES	1,528	0	-100.00	2,252	0	-100.00
MALAYSIA	26,970	67,571	150.54	6,105	9,527	56.05
MALDIVES	0	1,998	-	0	1,300	-
INDIA	12,480	34,272	174.62	24,960	23,178	-7.14
SAUDI ARABIA	4,475	0	-100.00	1,180	0	-100.00
QATAR	11,287	0	-100.00	4,900	0	-100.00
CYPRUS	196	0	-100.00	548	0	-100.00
TUNISIA	4,195	0	-100.00	2,035	0	-100.00
REUNION	335	0	-100.00	1,870	0	-100.00
AUSTRALIA	33,432	1,615	-95.17	20,961	1,401	-93.32
UNITED STATES	2,990	61	-97.96	1,786	52	-97.09
CANADA	277	0	-100.00	1,134	0	-100.00
ARGENTINA	0	29	-	0	30	-
UNITED KINGDOM	1,451	0	-100.00	1,839	0	-100.00
NETHERLANDS	4,289	0	-100.00	8,638	0	-100.00
FRANCE	2,229	8,347	274.47	5,874	1,103	-81.22
GERMANY, FED. REP. OF	1,103	0	-100.00	1,859	0	-100.00
BELGIUM	5,252	2,765	-47.35	4,833	7,250	50.01
DENMARK	51	0	-100.00	98	0	-100.00
ITALY	5,834	6,626,332	113,481.28	4,441	245,261	5,422.65
SPAIN	14,570	0	-100.00	16,766	0	-100.00
GREECE	414	0	-100.00	2,306	0	-100.00
LITHUANIA	467	0	-100.00	1,302	0	-100.00
CROATIA	30,213	0	-100.00	4,207	0	-100.00
SLOVAKIA	0	173	-	0	280	-
SLOVENIA	229	0	-100.00	439	0	-100.00
-MUTIARA	562	1,023	82.03	1,985,423	4,281,945	115.67
JAPAN	122	480	293.44	179,466	2,259,321	1,158.91
HONG KONG	341	523	53.37	1,006,527	1,862,370	85.03
KOREA, REPUBLIC OF	0	17	-	0	157,816	-
SINGAPORE	1	0	-100.00	1,322	0	-100.00
UNITED ARAB EMIRATES	1	0	-100.00	9,520	0	-100.00
AUSTRALIA	90	0	-100.00	752,404	0	-100.00
NEW ZEALAND	0	1	-	0	1,439	-
UNITED STATES	2	0	-100.00	36,132	0	-100.00
NETHERLANDS	5	0	-100.00	52	0	-100.00
FRANCE	0	2	-	0	999	-
-LAINNYA	72,904,083	63,097,644	-13.45	34,407,299	32,889,399	-4.41
JAPAN	4,773,423	5,484,611	14.90	3,520,100	2,943,840	-16.37
HONG KONG	1,025,745	235,178	-77.07	430,707	426,631	-0.95
KOREA, REPUBLIC OF	239,844	1,867,108	678.47	246,396	799,511	224.48
TAIWAN	1,406,265	585,711	-58.35	611,349	501,281	-18.00
CHINA	636,476	598,952	-5.90	385,715	721,104	86.95
MACAU	168	0	-100.00	367	0	-100.00
THAILAND	10,267,757	15,422,349	50.20	765,909	917,914	19.85
SINGAPORE	6,606,675	7,220,044	9.28	10,162,761	12,244,123	20.48
PHILIPPINES	22,807,414	2,577,646	-88.70	3,943,897	1,070,234	-72.86
MALAYSIA	9,644,592	18,207,275	88.78	3,147,696	4,762,976	51.32
MYANMAR (FORM. BURMA)	70,000	36,000	-48.57	39,908	31,680	-20.62
BRUNEI DARUSSALAM	15	176	1,073.33	522	7,928	1,418.77
VIET NAM	1,310,899	610,674	-53.42	1,920,534	532,866	-72.25
INDIA	1,561,890	289,664	-81.45	2,219,552	521,357	-76.51
PAKISTAN	7,543,288	5,157,708	-31.63	1,159,916	805,280	-30.57
SRI LANKA	232,215	6,544	-97.18	277,485	17,685	-93.63
IRAN (ISLAMIC REPUBLIC OF)	92	18,000	19,465.22	394	19,825	4,931.73
SAUDI ARABIA	3,215	87,162	2,611.10	13,804	99,542	621.11
ISRAEL	52,500	562	-98.93	34,125	5,334	-84.37
KUWAIT	21,439	90,597	322.58	9,056	34,753	283.76
JORDAN	5,220	218	-95.82	7,930	5,047	-36.36
YEMEN	0	300	-	0	1,900	-
SYRIA ARAB REPUBLIC	0	85	-	0	3,720	-
TURKEY	1,119	145,228	12,878.37	6,111	111,555	1,725.48
UNITED ARAB EMIRATES	37,105	7,584	-79.56	47,555	47,095	-0.97
QATAR	4	189	4,625.00	242	172	-28.93
BAHRAIN	10	0	-100.00	10	0	-100.00
EGYPT	200	699	249.50	400	686	71.50
MOROCCO	17,706	0	-100.00	31,516	0	-100.00
TUNISIA	34,000	2,442	-92.82	34,222	3,000	-91.23
TANZANIA, UNITED REPUBLIC OF	30,000	0	-100.00	18,167	0	-100.00
MOZAMBIQUE	50	18,000	35,900.00	2,506	23,310	830.17
TOGO	105,000	0	-100.00	77,700	0	-100.00
GHANA	17,500	0	-100.00	13,125	0	-100.00
LIBERIA	108,000	0	-100.00	70,740	0	-100.00
GUINEA	105,000	0	-100.00	77,175	0	-100.00

TABEL 5. PERKEMBANGAN EKSPOR INDONESIA MENURUT KOMODITI DAN NEGARA TUJUAN

JENIS BARANG	BERAT BERSIH (KG)		PERUB %	NILAI FOB (US \$)		PERUB %
	JAN-MAR 2009	JAN-MAR 2010		JAN-MAR 2009	JAN-MAR 2010	
(1)	(2)	(3)	(4)	(5)	(6)	(7)
NIGERIA	0	60,060	-	0	51,910	-
COTE D'IVOIRE	0	18,000	-	0	15,048	-
SENEGAL	0	45	-	0	150	-
BENIN	0	5,099	-	0	2,783	-
SOUTH AFRICA	59	35,764	60,516.95	733	41,620	5,578.04
AUSTRALIA	23,859	34,750	45.65	182,890	167,488	-8.42
NEW ZEALAND	1,505	2,059	36.81	1,314	6,712	410.81
VANUATU	0	267	-	0	401	-
EAST TIMOR	163,153	1,025	-99.37	107,362	462	-99.57
UNITED STATES	462,330	92,262	-80.04	803,917	530,289	-34.04
CANADA	96,241	114,339	18.80	103,598	122,828	18.56
MEXICO	84,076	107,599	27.98	49,448	96,155	94.46
GUATEMALA	0	30,000	-	0	25,500	-
HONDURAS	0	18,000	-	0	16,259	-
NICARAGUA	341,999	540,000	57.90	225,944	481,667	113.18
VENEZUELA	198,000	323,999	63.64	142,247	326,249	129.35
ARGENTINA	305	4,380	1,336.07	557	3,591	544.70
BRAZIL	530,400	876,441	65.24	331,590	751,679	126.69
COLOMBIA	20,000	0	-100.00	25,220	0	-100.00
URUGUAY	0	18,000	-	0	16,145	-
ECUADOR	0	45,000	-	0	40,050	-
GUYANA	1,890	0	-100.00	2,675	0	-100.00
JAMAICA	0	44,000	-	0	45,658	-
DOMINICAN REPUBLIC	90,000	125,999	40.00	105,580	113,985	7.96
EL SALVADOR	0	15,000	-	0	12,600	-
GRENADA	0	1,985	-	0	1,155	-
NETHERLANDS ANTILLES	0	95	-	0	726	-
UNITED KINGDOM	16,552	1,291	-92.20	25,793	18,170	-29.55
NETHERLANDS	197,702	169,014	-14.51	690,700	610,123	-11.67
FRANCE	24,537	52,690	114.74	48,483	50,079	3.29
GERMANY, FED. REP. OF	25,717	25,988	1.05	60,454	83,100	37.46
AUSTRIA	8	0	-100.00	2,000	0	-100.00
BELGIUM	0	3,715	-	0	3,399	-
SWITZERLAND	0	75	-	0	5,720	-
DENMARK	76,997	108,499	40.91	542,563	981,700	80.94
NORWAY	0	51	-	0	192	-
SWEDEN	3	6	100.00	600	1,015	69.17
ITALY	51,292	26,744	-47.86	169,551	126,179	-25.58
SPAIN	10,626	88,594	733.75	10,579	337,068	3,086.20
PORTUGAL	0	24	-	0	38	-
GREECE	0	56	-	0	2,037	-
HUNGARY	7	465	6,542.86	16	498	3,012.50
POLAND	12,000	89,304	644.20	7,080	81,071	1,045.07
BULGARIA	7,625	23,545	208.79	5,025	19,217	282.43
ESTONIA	1,771,999	1,277,999	-27.88	1,460,506	981,151	-32.82
CROATIA	30,000	3,735	-87.55	18,028	4,440	-75.37
BOSNIA AND HERZEGOVINA	0	20	-	0	128	-
SLOVENIA	0	40,000	-	0	34,486	-
CZECH REPUBLIC	350	552	57.71	5,074	15,565	206.76
RUSSIA FEDERATION	25	403	1,512.00	180	2,564	1,324.44
-KAYU LAPIS	272,971,811	447,725,108	64.02	224,886,007	390,058,486	73.45
JAPAN	122,135,332	145,445,870	19.09	102,347,140	129,525,236	26.55
HONG KONG	1,342,212	3,403,616	153.58	886,150	2,430,223	174.25
KOREA, REPUBLIC OF	17,771,006	29,624,520	66.70	13,315,865	25,400,933	90.76
TAIWAN	24,226,157	47,123,863	94.52	12,645,666	30,450,089	140.79
CHINA	15,469,765	20,514,843	32.61	8,727,611	13,213,894	51.40
THAILAND	204,011	1,287,853	531.27	161,446	847,672	425.05
SINGAPORE	5,685,552	8,831,150	55.33	4,080,249	6,912,913	69.42
PHILIPPINES	17,822	44,727	150.97	17,881	44,531	149.04
MALAYSIA	2,410,149	6,182,027	156.50	1,401,521	4,135,645	195.08
VIET NAM	541,293	1,036,151	91.42	311,981	580,924	86.20
MALDIVES	20,362	0	-100.00	7,216	0	-100.00
INDIA	185,968	3,964,166	2,031.64	177,594	3,259,554	1,735.40
SAUDI ARABIA	12,091,417	40,813,732	237.54	8,861,094	33,298,704	275.79
KUWAIT	2,386,884	4,189,333	75.51	2,069,348	4,024,109	94.46
JORDAN	7,011,499	10,659,886	52.03	5,538,086	9,176,690	65.70
LEBANON	1,461,614	2,016,829	37.99	1,223,780	1,703,263	39.18
YEMEN	0	50,292	-	0	35,314	-
OMAN	2,827,634	7,190,390	154.29	2,299,723	6,801,450	195.75
SYRIA ARAB REPUBLIC	92,804	858,112	824.65	71,258	953,710	1,238.39
TURKEY	27,559	237,961	763.46	57,035	276,333	384.50
UNITED ARAB EMIRATES	3,291,289	28,109,320	754.05	2,904,216	24,977,785	760.05
QATAR	3,042,673	4,881,474	60.43	2,450,417	4,439,748	81.18
BAHRAIN	206,299	250,374	21.36	150,374	206,164	37.10
EGYPT	6,765,197	5,438,264	-19.61	5,207,082	4,309,554	-17.24
LIBYAN ARAB JAMAHIRIYA	2,325,399	1,190,908	-48.79	2,048,806	928,776	-54.67
MOROCCO	101,845	0	-100.00	107,534	0	-100.00

TABEL 5. PERKEMBANGAN EKSPOR INDONESIA MENURUT KOMODITI DAN NEGARA TUJUAN

JENIS BARANG	BERAT BERSIH (KG)		PERUB	NILAI FOB (US \$)		PERUB
	JAN-MAR 2009	JAN-MAR 2010	%	JAN-MAR 2009	JAN-MAR 2010	%
	(1)	(2)	(3)	(4)	(5)	(6)
ALGERIA	4,429,872	5,207,459	17.55	3,427,304	4,555,548	32.92
REUNION	9,315	0	-100.00	12,420	0	-100.00
COTE D'IVOIRE	18,379	0	-100.00	15,424	0	-100.00
SOUTH AFRICA	181,474	312,583	72.25	207,917	345,500	66.17
MAURITIUS	1,547	12,149	685.33	2,907	15,531	434.26
AUSTRALIA	2,598,548	5,351,334	105.94	3,143,894	6,255,121	98.96
NEW ZEALAND	38,034	57,179	50.34	38,890	70,661	81.69
NEW CALEDONIA	23,601	0	-100.00	32,608	0	-100.00
EAST TIMOR	24,000	288,276	1,101.15	24,000	323,273	1,246.97
UNITED STATES	10,341,622	29,543,196	185.67	8,578,296	28,530,340	232.59
CANADA	336,747	1,078,150	220.17	692,958	1,938,831	179.79
MEXICO	738,068	1,595,954	116.23	563,419	1,302,804	131.23
TRINIDAD AND TOBAGO	24,474	0	-100.00	23,048	0	-100.00
PUERTO RICO	45,034	38,681	-14.11	57,009	42,865	-24.81
ANTIGUA AND BARBUDA	12,400	0	-100.00	15,872	0	-100.00
FRENCH POLYNESIA	39,604	11,488	-70.99	35,771	14,007	-60.84
MARTINIQUE	17,499	0	-100.00	18,970	0	-100.00
UNITED KINGDOM	2,227,277	3,558,510	59.77	2,960,655	3,833,705	29.49
NETHERLANDS	4,492,279	2,613,380	-41.83	5,922,967	3,978,952	-32.82
FRANCE	1,205,745	2,246,528	86.32	1,519,094	2,657,737	74.96
GERMANY, FED. REP. OF	6,356,601	10,618,484	67.05	10,691,049	16,287,909	52.35
BELGIUM	5,659,597	9,686,904	71.16	5,354,237	8,541,181	59.52
LUXEMBOURG	0	3,022	-	0	8,991	-
DENMARK	334,834	184,480	-44.90	513,378	256,534	-50.03
NORWAY	46,680	0	-100.00	63,594	0	-100.00
SWEDEN	1,429	72,950	5,004.97	6,065	78,812	1,199.46
IRELAND	43,543	0	-100.00	112,900	0	-100.00
ITALY	1,237,204	1,086,682	-12.17	2,204,116	1,603,820	-27.24
SPAIN	15,448	1,000	-93.53	21,667	2,765	-87.24
PORTUGAL	0	23,144	-	0	21,779	-
GREECE	48,474	189,229	290.37	46,329	327,384	606.65
POLAND	647,070	530,520	-18.01	1,254,913	1,050,338	-16.30
ROMANIA	69,950	0	-100.00	111,309	0	-100.00
AZERBAIJAN	0	271	-	0	1,875	-
UKRAINE	0	19,071	-	0	11,034	-
LATVIA	0	17,292	-	0	14,284	-
MALTA	20,496	0	-100.00	26,437	0	-100.00
CZECH REPUBLIC	42,006	11,383	-72.90	112,949	11,669	-89.67
RUSSIA FEDERATION	1,218	20,148	1,554.19	4,568	42,022	819.92
-KAYU GERGAJIAN	8,370,304	7,230,278	-13.62	9,093,158	6,967,195	-23.38
JAPAN	3,400,633	1,827,742	-46.25	4,077,612	2,948,718	-27.69
HONG KONG	176,602	244,784	38.61	114,355	134,017	17.19
KOREA, REPUBLIC OF	773,190	591,390	-23.51	602,738	523,736	-13.11
TAIWAN	111,576	43,843	-60.71	94,514	47,644	-49.59
CHINA	797,300	1,280,236	60.57	811,368	704,733	-13.14
SINGAPORE	116,557	106,522	-8.61	104,413	70,830	-32.16
MALAYSIA	1,024,760	1,229,717	20.00	525,729	538,141	2.36
VIET NAM	152,773	313,628	105.29	125,717	168,440	33.98
TURKEY	0	16,242	-	0	5,039	-
REUNION	583	0	-100.00	859	0	-100.00
SEYCHELLES	3,783	0	-100.00	4,223	0	-100.00
SOUTH AFRICA	30,972	14,262	-53.95	39,739	14,035	-64.68
MAURITIUS	9,584	1,007	-89.49	19,911	2,104	-89.43
AUSTRALIA	206,737	101,805	-50.76	361,508	147,225	-59.27
NEW ZEALAND	33,500	60,813	81.53	14,882	33,140	122.69
NEW CALEDONIA	1,002	0	-100.00	1,627	0	-100.00
UNITED STATES	470,974	640,306	35.95	237,910	358,807	50.82
CANADA	1,607	0	-100.00	1,020	0	-100.00
FRENCH POLYNESIA	2,884	0	-100.00	9,441	0	-100.00
UNITED KINGDOM	107,403	150,732	40.34	238,478	267,846	12.31
NETHERLANDS	583,400	316,481	-45.75	1,153,426	702,832	-39.07
FRANCE	103,076	35,995	-65.08	163,725	59,478	-63.67
GERMANY, FED. REP. OF	59,630	23,087	-61.28	66,406	17,654	-73.42
BELGIUM	23,977	79,538	231.73	29,538	48,469	64.09
SWITZERLAND	27	1,365	4,955.56	389	2,458	531.88
IRELAND	3,181	0	-100.00	13,921	0	-100.00
ITALY	53,689	38,141	-28.96	98,504	52,162	-47.05
SPAIN	22,921	1,039	-95.47	51,708	4,100	-92.07
POLAND	84,027	111,603	32.82	115,051	115,587	0.47
BULGARIA	920	0	-100.00	1,264	0	-100.00
CZECH REPUBLIC	13,036	0	-100.00	13,182	0	-100.00
-KAYU OLAHAN LAIN	171,932,796	397,346,203	131.11	228,759,850	291,192,131	27.29
JAPAN	14,684,497	12,559,167	-14.47	28,545,059	25,271,772	-11.47
HONG KONG	2,365,781	3,673,302	55.27	3,022,633	4,043,850	33.79
KOREA, REPUBLIC OF	7,974,889	28,140,914	252.87	8,533,380	11,858,271	38.96
TAIWAN	4,483,841	5,944,422	32.57	3,714,802	5,106,727	37.47

TABEL 5. PERKEMBANGAN EKSPOR INDONESIA MENURUT KOMODITI DAN NEGARA TUJUAN

JENIS BARANG	BERAT BERSIH (KG)		PERUB	NILAI FOB (US \$)		PERUB
	JAN-MAR 2009	JAN-MAR 2010	%	JAN-MAR 2009	JAN-MAR 2010	%
(1)	(2)	(3)	(4)	(5)	(6)	(7)
CHINA	25,650,901	195,389,970	661.73	8,994,921	32,539,506	261.75
MACAU	90	2,054	2,182.22	318	4,530	1,324.53
PAPUA NEW GUINEA	27	3	-88.89	25	102	308.00
THAILAND	190,379	312,601	64.20	211,712	395,051	86.60
SINGAPORE	3,270,406	3,887,886	18.88	3,228,968	4,359,978	35.03
PHILIPPINES	882,483	865,561	-1.92	214,504	328,741	53.26
MALAYSIA	2,217,645	2,596,106	17.07	1,643,861	2,159,721	31.38
CAMBODIA	104,053	69,765	-32.95	150,236	118,988	-20.80
BRUNEI DARUSSALAM	80,821	82,912	2.59	85,261	94,135	10.41
LAO PEOPLE'S DEMOCRATIC RE	0	500	-	0	14,345	-
VIET NAM	5,410,408	6,583,366	21.68	1,438,121	3,555,813	147.25
MALDIVES	255,164	135,641	-46.84	495,848	299,359	-39.63
INDIA	2,483,791	14,120,849	468.52	1,178,990	5,431,094	360.66
PAKISTAN	83,249	62	-99.93	55,081	1,592	-97.11
BANGLADESH	250	11,292	4,416.80	5,000	7,812	56.24
SRI LANKA	69,044	44,276	-35.87	23,838	110,299	362.70
IRAQ	123,321	136,397	10.60	120,036	76,501	-36.27
IRAN (ISLAMIC REPUBLIC OF)	300,702	466,933	55.28	405,551	671,892	65.67
SAUDI ARABIA	138,702	4,583,215	3,204.36	202,736	2,691,090	1,227.39
ISRAEL	113,114	70,347	-37.81	305,496	182,028	-40.42
KUWAIT	791,230	170,657	-78.43	200,994	77,175	-61.60
JORDAN	1,564,115	69,680	-95.55	490,865	116,335	-76.30
LEBANON	38,181	124,421	225.87	75,602	157,039	107.72
YEMEN	459,638	163,920	-64.34	104,848	40,940	-60.95
OMAN	14,204	141,717	897.73	9,867	94,217	854.77
SYRIA ARAB REPUBLIC	8,004,816	7,742,339	-3.28	2,200,541	1,844,187	-16.19
TURKEY	604,687	1,067,170	76.48	1,015,672	1,723,135	69.65
UNITED ARAB EMIRATES	939,603	3,725,451	296.49	605,397	2,646,463	337.15
QATAR	11,527	96,986	741.38	19,250	77,708	303.68
BAHRAIN	280,874	69,061	-75.41	142,571	72,158	-49.39
CYPRUS	102,005	78,474	-23.07	219,283	146,327	-33.27
EGYPT	119,547	249,480	108.69	254,947	475,095	86.35
LIBYAN ARAB JAMAHIRIYA	686	14,803	2,057.87	4,500	16,860	274.67
MOROCCO	24,612	1,088	-95.58	28,509	5,279	-81.48
TUNISIA	95,527	30,310	-68.27	265,244	84,779	-68.04
ALGERIA	51,130	40,920	-19.97	50,236	44,889	-10.64
SUDAN	6,127	49,183	702.73	8,695	13,311	53.09
NAMIBIA	3,090	781	-74.72	2,138	1,152	-46.12
ETHIOPIA	17	0	-100.00	28	0	-100.00
TANZANIA, UNITED REPUBLIC OI	1,423	83	-94.17	2,362	251	-89.37
MADAGASCAR	12,561	2,129	-83.05	39,753	14,424	-63.72
SOMALIA	11,841	46,567	293.27	19,144	72,447	278.43
KENYA	20,854	11,352	-45.56	28,478	23,827	-16.33
REUNION	123,668	235,226	90.21	171,070	369,610	116.06
MOZAMBIQUE	105	1,691	1,510.48	304	3,034	898.03
EQUATORIAL GUINEA	0	35	-	0	399	-
GHANA	11	0	-100.00	300	0	-100.00
ANGOLA	665	57,188	8,499.70	889	92,331	10,285.94
NIGERIA	15,983	17,876	11.84	76,409	55,158	-27.81
SIERRA LEONE	454	0	-100.00	1,440	0	-100.00
GABON	150	1,040	593.33	2,215	2,692	21.53
SENEGAL	22,564	0	-100.00	22,549	0	-100.00
GAMBIA	0	19,389	-	0	2,867	-
U.S. VIRGIN ISLANDS	356	941	164.33	703	6,381	807.68
SEYCHELLES	99,140	69,684	-29.71	235,805	357,186	51.48
DJIBOUTI	2,582	59,604	2,208.44	17,001	95,532	461.92
SOUTH AFRICA	2,377,567	3,196,471	34.44	3,306,233	4,687,809	41.79
MAURITIUS	99,682	76,085	-23.67	210,360	131,013	-37.72
VIRGIN ISLANDS (BRITISH)	234	970	314.53	880	4,076	363.18
AUSTRALIA	19,175,050	21,687,190	13.10	28,227,623	32,567,510	15.37
NEW ZEALAND	1,694,494	1,379,024	-18.62	2,166,008	1,724,205	-20.40
GUAM	29,094	10,238	-64.81	38,718	51,051	31.85
NEW CALEDONIA	186,267	187,871	0.86	328,893	290,005	-11.82
NORTHERN MARIANA ISLANDS	899	162	-81.98	7,513	1,090	-85.49
SAINT VINCENT AND THE GREN/	538	439	-18.40	399	1,620	306.02
VANUATU	16,846	3,090	-81.66	18,985	2,926	-84.59
WALLIS AND FUTUNA ISLANDS	434	1,542	255.30	651	2,466	278.80
AMERICAN SAMOA	0	7,153	-	0	17,949	-
COOK ISLANDS	1,374	792	-42.36	1,990	18,833	846.38
FIJI	1,483	19,784	1,234.05	10,220	130,410	1,176.03
EAST TIMOR	17,532	39,368	124.55	34,124	53,690	57.34
UNITED STATES	11,462,289	10,701,475	-6.64	30,554,680	27,041,673	-11.50
CANADA	814,716	3,362,844	312.76	2,015,854	7,190,672	256.71
MEXICO	177,491	450,963	154.08	399,733	1,381,974	245.72
GUATEMALA	48	940	1,858.33	105	1,932	1,740.00
HONDURAS	3,086	0	-100.00	10,790	0	-100.00
NICARAGUA	0	1,103	-	0	2,410	-
PANAMA	7,207	12,118	68.14	17,051	11,018	-35.38

TABEL 5. PERKEMBANGAN EKSPOR INDONESIA MENURUT KOMODITI DAN NEGARA TUJUAN

JENIS BARANG	BERAT BERSIH (KG)		PERUB %	NILAI FOB (US \$)		PERUB %
	JAN-MAR 2009	JAN-MAR 2010		JAN-MAR 2009	JAN-MAR 2010	
	(1)	(2)	(3)	(4)	(5)	(6)
SURINAME	0	222	-	0	188	-
CHILE	61,988	67,019	8.12	120,231	186,140	54.82
VENEZUELA	16,416	28,930	76.23	39,830	41,655	4.58
ARGENTINA	34,989	48,832	39.56	66,110	47,590	-28.01
BRAZIL	89,332	73,810	-17.38	172,848	151,209	-12.52
COLOMBIA	27,248	47,391	73.92	41,534	70,005	68.55
URUGUAY	2,510	15,030	498.80	5,702	28,532	400.39
PERU	1,228	89	-92.75	2,972	427	-85.63
TRINIDAD AND TOBAGO	4,007	0	-100.00	9,440	0	-100.00
BAHAMAS	1,992	32,317	1,522.34	878	62,122	6,975.40
JAMAICA	13,757	58,911	328.23	32,191	153,245	376.05
PUERTO RICO	38,217	56,026	46.60	84,486	154,542	82.92
BELIZE	250	5,370	2,048.00	500	3,737	647.40
DOMINICAN REPUBLIC	30,482	31,230	2.45	98,991	31,311	-68.37
COSTA RICA	12,740	1,090	-91.44	13,095	3,254	-75.15
HAITI	6,258	0	-100.00	13,405	0	-100.00
BARBADOS	86,984	10	-99.99	71,734	882	-98.77
ANTIGUA AND BARBUDA	444	0	-100.00	809	0	-100.00
ANGUILLA	9,481	2,369	-75.01	33,425	7,500	-77.56
ARUBA	3,482	7,539	116.51	7,869	5,994	-23.83
BERMUDA	14,978	879	-94.13	73,398	10,059	-86.30
CAYMAN ISLANDS	0	1,054	-	0	1,268	-
DOMINICA	0	2,052	-	0	3,576	-
FRENCH GUIANA	6,381	4,316	-32.36	10,574	3,227	-69.48
FRENCH POLYNESIA	37,957	132,500	249.08	101,858	182,890	79.55
GRENADA	326	0	-100.00	1,591	0	-100.00
MARTINIQUE	37,853	30,961	-18.21	57,747	70,616	22.29
NETHERLANDS ANTILLES	113,689	74,829	-34.18	390,248	280,143	-28.21
SAINT LUCIA	0	1,749	-	0	8,468	-
GUADELOUPE	11,382	39,808	249.75	17,066	99,657	483.95
SAINT KITTS AND NEVIS	3	554	18,366.67	80	1,245	1,456.25
UNITED KINGDOM	5,068,484	7,154,994	41.17	11,096,199	14,602,997	31.60
NETHERLANDS	15,144,246	15,904,941	5.02	23,092,461	24,100,697	4.37
FRANCE	4,797,945	5,284,835	10.15	8,982,791	9,131,177	1.65
GERMANY, FED. REP. OF	9,655,650	15,820,652	63.85	17,045,975	26,081,057	53.00
AUSTRIA	62,330	47,350	-24.03	123,930	206,060	66.27
BELGIUM	4,024,100	4,285,603	6.50	6,337,539	6,672,553	5.29
SWITZERLAND	67,949	54,353	-20.01	369,503	178,305	-51.74
LUXEMBOURG	0	6,744	-	0	19,916	-
DENMARK	825,839	1,963,697	137.78	1,343,530	2,771,559	106.29
NORWAY	885,822	331,843	-62.54	1,702,101	696,504	-59.08
SWEDEN	371,257	388,887	4.75	1,144,540	1,224,390	6.98
FINLAND	150,891	245,949	63.00	402,284	507,641	26.19
IRELAND	176,543	293,447	66.22	550,067	714,253	29.85
ITALY	2,823,810	3,079,169	9.04	6,233,920	7,509,064	20.45
SPAIN	1,702,363	1,542,833	-9.37	3,772,817	3,658,916	-3.02
PORTUGAL	631,962	799,542	26.52	1,430,999	1,314,037	-8.17
GREECE	399,145	300,786	-24.64	884,522	762,064	-13.84
DEMOCRATIC REPUBLIC OF THE	845	0	-100.00	2,688	0	-100.00
HUNGARY	48,424	57,865	19.50	72,555	184,614	154.45
POLAND	3,057,502	2,740,981	-10.35	4,287,571	3,823,543	-10.82
ROMANIA	4,488	17,962	300.22	13,741	30,392	121.18
BULGARIA	125,576	108,323	-13.74	198,856	193,517	-2.68
YUGOSLAVIA	2,454	18,386	649.23	4,292	25,809	501.33
ALBANIA	27,963	12,899	-53.87	54,401	25,987	-52.23
ARMENIA	0	6,301	-	0	4,711	-
AZERBAIJAN	5,681	65,287	1,049.22	23,703	124,609	425.71
KAZAKHSTAN	19,037	58,770	208.71	48,762	138,221	183.46
UKRAINE	129,701	196,793	51.73	221,125	280,492	26.85
LITHUANIA	60,971	15,981	-73.79	88,305	49,562	-43.87
LATVIA	84	13,760	16,280.95	342	16,313	4,669.88
ESTONIA	38,051	16,501	-56.63	71,716	18,479	-74.23
GEORGIA	0	17,113	-	0	38,487	-
CROATIA	88,881	125,718	41.45	218,044	331,373	51.98
MALTA	4,809	6,551	36.22	19,578	13,246	-32.34
SLOVAKIA	6,202	6,222	0.32	28,918	23,306	-19.41
SLOVENIA	27,519	41,130	49.46	91,238	82,856	-9.19
CZECH REPUBLIC	129,753	50,711	-60.92	366,889	97,079	-73.54
REP. OF MACEDONIA	2,147	1,000	-53.42	2,694	2,622	-2.67
RUSSIA FEDERATION	326,136	321,028	-1.57	717,846	555,524	-22.61
-TIMAH	26,452,673	20,044,632	-24.22	275,714,864	299,173,710	8.51
JAPAN	100,651	1,225,390	1,117.46	1,107,161	16,291,939	1,371.51
HONG KONG	34,433	359,065	942.79	221,108	5,174,348	2,240.19
KOREA, REPUBLIC OF	141,692	537,019	279.00	1,323,732	8,177,753	517.78
TAIWAN	52,884	377,496	613.82	644,416	6,048,399	838.59
CHINA	702,207	755,983	7.66	7,169,460	10,987,799	53.26
THAILAND	163,535	1,578	-99.04	1,717,118	13,576	-99.21

TABEL 5. PERKEMBANGAN EKSPOR INDONESIA MENURUT KOMODITI DAN NEGARA TUJUAN

JENIS BARANG	BERAT BERSIH (KG)		PERUB	NILAI FOB (US \$)		PERUB
	JAN-MAR 2009	JAN-MAR 2010	%	JAN-MAR 2009	JAN-MAR 2010	%
	(1)	(2)	(3)	(4)	(5)	(6)
SINGAPORE	22,049,253	13,965,869	-36.66	230,779,306	207,573,864	-10.06
PHILIPPINES	8,846	14,350	62.22	116,165	265,533	128.58
MALAYSIA	3,094,185	1,198,298	-61.27	31,958,042	18,336,341	-42.62
VIET NAM	78	0	-100.00	565	0	-100.00
INDIA	42,115	106,974	154.00	421,148	1,706,969	305.31
TURKEY	0	126,114	-	0	1,989,056	-
AUSTRALIA	16,715	45,437	171.83	69,231	387,860	460.24
EAST TIMOR	0	667	-	0	261	-
UNITED STATES	43,579	273,927	528.58	138,912	4,522,068	3,155.35
CANADA	0	6,106	-	0	96,820	-
UNITED KINGDOM	0	2,672	-	0	46,092	-
NETHERLANDS	0	896,520	-	0	15,149,123	-
GERMANY, FED. REP. OF	2,500	126,148	4,945.92	48,500	1,993,094	4,009.47
ITALY	0	25,019	-	0	412,815	-
-ALUMINIUM	64,401,509	55,624,380	-13.63	116,898,695	146,961,338	25.72
JAPAN	40,257,228	19,755,621	-50.93	57,347,265	44,666,892	-22.11
HONG KONG	375,561	251,547	-33.02	589,345	674,158	14.39
KOREA, REPUBLIC OF	5,966,659	3,216,090	-46.10	7,981,833	4,809,158	-39.75
TAIWAN	467,778	754,212	61.23	1,741,474	2,273,834	30.57
CHINA	4,018,278	385,146	-90.42	6,265,493	903,526	-85.58
PAPUA NEW GUINEA	292,307	488,079	66.97	1,027,835	1,512,799	47.18
THAILAND	1,273,406	2,347,980	84.39	3,924,700	7,401,781	88.59
SINGAPORE	1,866,932	2,156,448	15.51	6,605,135	6,677,629	1.10
PHILIPPINES	1,779,637	2,476,954	39.18	6,446,777	8,284,228	28.50
MALAYSIA	1,888,255	1,690,213	-10.49	5,691,910	5,489,833	-3.55
MYANMAR (FORM. BURMA)	0	21,452	-	0	77,366	-
BRUNEI DARUSSALAM	34,113	51,068	49.70	154,312	138,237	-10.42
VIET NAM	610,071	370,707	-39.24	1,245,352	1,067,885	-14.25
MALDIVES	982	7,530	666.80	1,769	72,223	3,982.70
INDIA	157,977	681,573	331.44	438,461	2,426,440	453.40
PAKISTAN	48,350	20,114	-58.40	162,094	113,537	-29.96
BANGLADESH	97,391	17,973	-81.55	276,827	78,356	-71.69
SRI LANKA	5,940	45,580	667.34	21,667	154,884	614.84
IRAN (ISLAMIC REPUBLIC OF)	9,555	20,600	115.59	42,478	52,765	24.22
SAUDI ARABIA	31,656	98,529	211.25	170,366	485,971	185.25
KUWAIT	2,064	1,881	-8.87	1,600	18,100	1,031.25
JORDAN	0	16,647	-	0	44,003	-
LEBANON	11,552	0	-100.00	38,430	0	-100.00
YEMEN	0	4,124	-	0	13,719	-
OMAN	0	4,735	-	0	17,656	-
TURKEY	0	147,659	-	0	472,398	-
UNITED ARAB EMIRATES	20,979	22,075	5.22	131,820	90,407	-31.42
BAHRAIN	783	0	-100.00	4,974	0	-100.00
CYPRUS	1,762	1,276	-27.58	12,284	3,260	-73.46
LIBYAN ARAB JAMAHIRIYA	0	26	-	0	65	-
MADAGASCAR	38,324	19,101	-50.16	120,264	52,348	-56.47
KENYA	0	255	-	0	4,516	-
REUNION	11,761	3,570	-69.65	39,475	9,762	-75.27
ANGOLA	112	74	-33.93	1,385	75	-94.58
NIGERIA	41,132	4,826	-88.27	64,585	4,050	-93.73
SENEGAL	2,350	413	-82.43	14,252	4,264	-70.08
BENIN	0	7	-	0	25	-
SEYCHELLES	155	4,887	3,052.90	1,468	16,450	1,020.57
SOUTH AFRICA	30,294	70,393	132.37	191,298	447,031	133.68
MAURITIUS	156,892	222,463	41.79	479,415	523,720	9.24
VIRGIN ISLANDS (BRITISH)	0	26	-	0	97	-
AUSTRALIA	931,663	2,355,270	152.80	2,943,605	7,287,459	147.57
NEW ZEALAND	124,798	297,561	138.43	304,107	828,813	172.54
NEW CALEDONIA	81,978	114,508	39.68	236,482	353,659	49.55
VANUATU	5,083	0	-100.00	3,608	0	-100.00
FIJI	49,317	201	-99.59	105,386	594	-99.44
EAST TIMOR	118,516	242,649	104.74	172,680	143,052	-17.16
UNITED STATES	2,398,740	15,264,246	536.34	6,834,074	41,846,632	512.32
CANADA	248,757	856,738	244.41	715,628	2,693,043	276.32
MEXICO	0	54	-	0	142	-
VENEZUELA	23	0	-100.00	34	0	-100.00
ARGENTINA	76	949	1,148.68	92	1,123	1,120.65
BRAZIL	21,283	87,880	312.91	101,712	491,270	383.00
COLOMBIA	0	20,802	-	0	61,110	-
PERU	16,604	0	-100.00	33,355	0	-100.00
JAMAICA	308	0	-100.00	367	0	-100.00
PUERTO RICO	0	19,357	-	0	46,574	-
COSTA RICA	0	4	-	0	5	-
ARUBA	0	76	-	0	36	-
FRENCH POLYNESIA	226	9,860	4,262.83	351	23,152	6,496.01
MARTINIQUE	0	6,650	-	0	21,213	-
NETHERLANDS ANTILLES	1,072	0	-100.00	834	0	-100.00

TABEL 5. PERKEMBANGAN EKSPOR INDONESIA MENURUT KOMODITI DAN NEGARA TUJUAN

JENIS BARANG	BERAT BERSIH (KG)		PERUB %	NILAI FOB (US \$)		PERUB %
	JAN-MAR 2009	JAN-MAR 2010		JAN-MAR 2009	JAN-MAR 2010	
(1)	(2)	(3)	(4)	(5)	(6)	(7)
GUADELOUPE	0	10,242	-	0	35,900	-
UNITED KINGDOM	241,388	160,358	-33.57	1,304,956	794,945	-39.08
NETHERLANDS	88,766	26,505	-70.14	625,497	225,705	-63.92
FRANCE	86,350	160,865	86.29	621,097	1,085,163	74.72
GERMANY, FED. REP. OF	292,000	231,991	-20.55	842,615	630,765	-25.14
AUSTRIA	2,598	223	-91.42	6,357	7,488	17.79
BELGIUM	68,720	232,325	238.07	292,837	740,190	152.77
SWITZERLAND	7	0	-100.00	248	0	-100.00
DENMARK	2,468	84	-96.60	12,590	139	-98.90
NORWAY	16,273	6,375	-60.82	89,554	21,318	-76.20
SWEDEN	6,857	820	-88.04	26,740	8,200	-69.33
FINLAND	4,272	0	-100.00	28,053	0	-100.00
ITALY	55,704	101,853	82.85	212,200	315,022	48.46
SPAIN	10,652	24,823	133.04	71,228	160,797	125.75
PORTUGAL	1,343	3,839	185.85	1,860	20,983	1,028.12
GREECE	873	0	-100.00	1,991	0	-100.00
HUNGARY	435	93	-78.62	3,150	62	-98.03
POLAND	0	1,718	-	0	12,036	-
ROMANIA	0	2,971	-	0	17,837	-
BULGARIA	2,512	0	-100.00	15,282	0	-100.00
SLOVAKIA	20	0	-100.00	202	0	-100.00
SLOVENIA	775	0	-100.00	2,963	0	-100.00
CZECH REPUBLIC	0	636	-	0	3,463	-
RUSSIA FEDERATION	20,816	0	-100.00	50,617	0	-100.00
-NIKEL	10,549,729	38,564,901	265.55	70,594,023	428,369,200	506.81
JAPAN	10,469,196	38,401,509	266.80	70,222,557	427,614,837	508.94
HONG KONG	0	820	-	0	4,655	-
KOREA, REPUBLIC OF	57,304	77,534	35.30	135,423	344,376	154.30
CHINA	5,440	1,226	-77.46	127,261	9,649	-92.42
THAILAND	0	4	-	0	2,461	-
SINGAPORE	63	2,825	4,384.13	9,700	52,692	443.22
MALAYSIA	168	201	19.64	9,612	9,880	2.79
VIET NAM	4,703	0	-100.00	22,341	0	-100.00
INDIA	8,656	0	-100.00	25,140	0	-100.00
EGYPT	32	1,014	3,068.75	168	32,700	19,364.29
EAST TIMOR	0	5,006	-	0	29,199	-
UNITED STATES	75	31	-58.67	7,895	5,208	-34.03
UNITED KINGDOM	4,067	17,936	341.01	33,770	53,921	59.67
AUSTRIA	25	0	-100.00	156	0	-100.00
SWEDEN	0	56,795	-	0	209,622	-
-BESI/BAJA	548,585,319	492,286,442	-10.26	576,802,708	614,338,899	6.51
JAPAN	14,622,505	28,668,613	96.06	31,192,742	47,380,659	51.90
HONG KONG	489,940	1,607,275	228.06	637,723	2,458,066	285.44
KOREA, REPUBLIC OF	17,801,097	16,286,258	-8.51	37,419,695	33,320,955	-10.95
TAIWAN	1,679,417	3,897,205	132.06	1,610,983	7,496,683	365.35
CHINA	141,514,122	28,286,030	-80.01	51,678,920	54,250,533	4.98
PAPUA NEW GUINEA	408,002	1,597,676	291.59	1,024,787	3,154,044	207.78
THAILAND	6,609,285	11,417,912	72.76	14,521,890	20,444,189	40.78
SINGAPORE	90,142,462	112,254,059	24.53	104,410,775	111,639,085	6.92
PHILIPPINES	10,048,639	4,404,281	-56.17	10,097,491	6,415,614	-36.46
MALAYSIA	51,566,100	43,326,657	-15.98	49,764,246	32,293,943	-35.11
MYANMAR (FORM. BURMA)	916,201	78,781,211	8,498.68	1,808,121	45,519,236	2,417.49
CAMBODIA	53	0	-100.00	556	0	-100.00
BRUNEI DARUSSALAM	541,543	187,837	-65.31	568,010	158,143	-72.16
VIET NAM	54,733,475	21,228,157	-61.22	35,287,146	17,910,203	-49.24
MALDIVES	21,104	92,062	336.23	53,089	66,509	25.28
INDIA	7,297,943	9,360,081	28.26	7,320,094	8,296,829	13.34
PAKISTAN	10,243,378	4,805,501	-53.09	9,088,235	4,109,601	-54.78
BANGLADESH	1,705,001	2,081,352	22.07	1,560,353	2,386,460	52.94
SRI LANKA	1,805,983	3,149,257	74.38	1,170,858	2,046,795	74.81
IRAQ	48,532	3,104	-93.60	38,167	18,703	-51.00
IRAN (ISLAMIC REPUBLIC OF)	17,473,303	20,839,365	19.26	28,407,634	22,537,318	-20.66
SAUDI ARABIA	2,669,790	5,577,234	108.90	3,332,994	7,590,206	127.73
ISRAEL	4,293	107	-97.51	89,863	108	-99.88
KUWAIT	3,765,281	286,417	-92.39	2,724,033	604,119	-77.82
JORDAN	442,114	61,950	-85.99	363,434	75,017	-79.36
LEBANON	24,809	25,036	0.91	122,925	127,936	4.08
YEMEN	471,221	963,060	104.38	842,719	1,765,303	109.48
OMAN	1,682,532	140,336	-91.66	7,193,037	286,949	-96.01
SYRIA ARAB REPUBLIC	3,893,985	0	-100.00	9,444,038	0	-100.00
TURKEY	99,321	786,939	692.32	190,546	1,801,596	845.49
UNITED ARAB EMIRATES	8,374,389	4,690,010	-44.00	7,000,485	4,465,898	-36.21
QATAR	1,152,979	126,948	-88.99	2,292,243	221,329	-90.34
BAHRAIN	21,632	228,514	956.37	25,865	151,699	486.50
CYPRUS	3,642	3,069	-15.73	982	22,644	2,205.91
EGYPT	1,442,917	67,001	-95.36	1,193,456	1,284,000	7.59

TABEL 5. PERKEMBANGAN EKSPOR INDONESIA MENURUT KOMODITI DAN NEGARA TUJUAN

JENIS BARANG	BERAT BERSIH (KG)		PERUB	NILAI FOB (US \$)		PERUB
	JAN-MAR 2009	JAN-MAR 2010	%	JAN-MAR 2009	JAN-MAR 2010	%
	(1)	(2)	(3)	(4)	(5)	(6)
LIBYAN ARAB JAMAHIRIYA	0	10	-	0	25	-
TUNISIA	199	0	-100.00	1,825	0	-100.00
ALGERIA	1,937,064	263,799	-86.38	4,158,064	1,417,447	-65.91
SUDAN	13	15,136	116,330.77	650	42,948	6,507.38
TANZANIA, UNITED REPUBLIC OF	72	913,476	1,268,616.67	40	189,345	473,262.50
MADAGASCAR	316,328	1,073,787	239.45	231,925	958,157	313.13
KENYA	53,161	25,433	-52.16	35,064	236,458	574.36
REUNION	8,481	6,174	-27.20	13,246	12,208	-7.84
MOZAMBIQUE	0	450	-	0	809	-
GHANA	8,517	0	-100.00	7,657	0	-100.00
LIBERIA	49,310	2,540	-94.85	31,010	1,250	-95.97
ANGOLA	735,964	16,092,591	2,086.60	1,338,743	44,268,427	3,206.72
CAMEROON	0	13,500	-	0	199,218	-
NIGERIA	155,875	418,680	168.60	214,275	594,293	177.35
GABON	150	14,633	9,655.33	1,960	32,273	1,546.58
COTE D'IVOIRE	7,548	198,019	2,523.46	9,417	717,978	7,524.28
SENEGAL	4,448	5,483	23.27	4,243	841	-80.18
MAURITANIA	206,344	274,808	33.18	841,193	745,920	-11.33
BENIN	44,846	3,060	-93.18	129,481	1,670	-98.71
BURKINA FASO	3,644	0	-100.00	11,022	0	-100.00
GUINEA BISSAU	0	56	-	0	284	-
GAMBIA	0	723	-	0	107	-
U.S. VIRGIN ISLANDS	0	1	-	0	15	-
SEYCHELLES	11,707	1,571	-86.58	32,247	7,372	-77.14
UGANDA	0	2	-	0	72	-
DJIBOUTI	128	444	246.88	200	2,185	992.50
SOUTH AFRICA	374,451	300,129	-19.85	1,000,341	815,130	-18.51
MAURITIUS	1,153,288	1,731,722	50.16	1,818,875	2,066,614	13.62
VIRGIN ISLANDS (BRITISH)	2,567	0	-100.00	973	0	-100.00
AUSTRALIA	22,038,782	28,323,613	28.52	32,824,653	22,901,296	-30.23
NEW ZEALAND	1,963,919	2,843,259	44.77	2,408,444	2,366,346	-1.75
MICRONESIA, FEDERATED STATES OF	6,520	0	-100.00	20,921	0	-100.00
GUAM	89	35	-60.67	573	293	-48.87
NEW CALEDONIA	10,018	106,811	966.19	16,592	100,515	505.80
SAINT VINCENT AND THE GRENADINES	0	9	-	0	57	-
VANUATU	420	528	25.71	616	400	-35.06
WALLIS AND FUTUNA ISLANDS	0	1,319	-	0	2,190	-
COOK ISLANDS	0	119	-	0	2,084	-
FIJI	136,481	75,174	-44.92	306,281	96,044	-68.64
SOLOMON ISLANDS	0	13,747	-	0	17,421	-
TONGA	0	256	-	0	504	-
EAST TIMOR	2,270,764	2,972,988	30.92	2,175,185	2,880,345	32.42
UNITED STATES	16,205,580	9,193,752	-43.27	45,248,474	24,721,315	-45.37
CANADA	754,381	1,820,487	141.32	938,261	3,651,147	289.14
MEXICO	4,943,679	164,907	-96.66	12,862,145	951,740	-92.60
GUATEMALA	61,663	82,358	33.56	174,037	209,158	20.18
NICARAGUA	0	383	-	0	838	-
PANAMA	141	1	-99.29	599	3	-99.50
CHILE	156,350	110,178	-29.53	247,646	201,471	-18.65
VENEZUELA	508,738	5	-100.00	1,169,036	37	-100.00
ARGENTINA	9,680	89,986	829.61	104,113	512,564	392.32
BRAZIL	105,716	524,627	396.26	268,564	3,258,025	1,113.13
COLOMBIA	572,441	92,883	-83.77	4,119,417	661,397	-83.94
BOLIVIA	0	108	-	0	1,414	-
URUGUAY	0	93	-	0	411	-
PARAGUAY	0	36,169	-	0	74,744	-
ECUADOR	534	220,186	41,133.33	1,582	404,385	25,461.63
PERU	128,209	204,815	59.75	238,854	401,922	68.27
TRINIDAD AND TOBAGO	99,419	0	-100.00	294,156	0	-100.00
BAHAMAS	0	61	-	0	285	-
JAMAICA	802	622	-22.44	660	1,842	179.09
PUERTO RICO	95	47,653	50,061.05	566	116,955	20,563.43
DOMINICAN REPUBLIC	397	0	-100.00	1,177	0	-100.00
COSTA RICA	3,246	346	-89.34	3,579	424	-88.15
HAITI	53	0	-100.00	118	0	-100.00
ANGUILLA	67	0	-100.00	86	0	-100.00
ARUBA	0	13,707	-	0	8,923	-
BERMUDA	506	88	-82.61	1,952	1,014	-48.05
DOMINICA	0	1,730	-	0	3,013	-
FRENCH GUIANA	2,192	167	-92.38	5,148	110	-97.86
FRENCH POLYNESIA	1,828	2,214	21.12	2,539	4,004	57.70
MARTINIQUE	689	1,964	185.05	811	4,175	414.80
NETHERLANDS ANTILLES	3,377	2	-99.94	3,180	150	-95.28
GUADELOUPE	1,652	585	-64.59	2,630	2,265	-13.88
UNITED KINGDOM	2,661,757	2,933,213	10.20	3,462,745	11,032,687	218.61
NETHERLANDS	28,740,528	847,579	-97.05	19,830,176	1,417,481	-92.85
FRANCE	126,473	217,669	72.11	452,087	606,164	34.08
GERMANY, FED. REP. OF	4,367,016	1,179,535	-72.99	4,980,999	3,157,464	-36.61

TABEL 5. PERKEMBANGAN EKSPOR INDONESIA MENURUT KOMODITI DAN NEGARA TUJUAN

JENIS BARANG	BERAT BERSIH (KG)		PERUB %	NILAI FOB (US \$)		PERUB %
	JAN-MAR 2009	JAN-MAR 2010		JAN-MAR 2009	JAN-MAR 2010	
	(1)	(2)	(3)	(4)	(5)	(6)
AUSTRIA	100,496	10,116	-89.93	108,275	28,758	-73.44
BELGIUM	1,615,852	1,329,497	-17.72	6,711,697	3,073,359	-54.21
SWITZERLAND	16,366	6,552,235	39,935.65	38,406	27,188,560	70,692.48
DENMARK	9,652	1,712,690	17,644.41	25,816	3,647,255	14,027.89
NORWAY	1,155	2,897	150.82	5,208	25,302	385.83
SWEDEN	14,400	211,498	1,368.74	79,340	463,171	483.78
FINLAND	3,251	18,522	469.73	46,449	71,997	55.00
IRELAND	492,507	1	-100.00	343,309	31	-99.99
ITALY	633,736	988,142	55.92	1,268,280	1,819,700	43.48
SPAIN	92,913	994,875	970.76	262,751	2,054,014	681.73
PORTUGAL	5,362	694,993	12,861.45	36,198	1,336,940	3,593.41
GREECE	15,250	21,182	38.90	110,186	116,860	6.06
DEMOCRATIC REPUBLIC OF THE	0	19,800	-	0	16,500	-
HUNGARY	520	2,488	378.46	1,134	17,820	1,471.43
POLAND	98,492	76,771	-22.05	277,237	229,946	-17.06
ROMANIA	357	684	91.60	1,433	1,198	-16.40
BULGARIA	33	0	-100.00	29	0	-100.00
YUGOSLAVIA	213	0	-100.00	473	0	-100.00
AZERBAIJAN	0	4	-	0	354	-
KAZAKHSTAN	563,659	0	-100.00	2,359,228	0	-100.00
UKRAINE	77,680	0	-100.00	162,178	0	-100.00
LITHUANIA	1,086	0	-100.00	3,025	0	-100.00
LATVIA	0	53	-	0	288	-
ESTONIA	0	107,950	-	0	221,022	-
GEORGIA	0	48,231	-	0	41,301	-
CROATIA	2	1,240	61,900.00	10	2,020	20,100.00
MALTA	86	21	-75.58	413	60	-85.47
SLOVAKIA	23,251	1,901	-91.82	57,772	27,303	-52.74
SLOVENIA	20,597	2,632	-87.22	104,090	10,337	-90.07
CZECH REPUBLIC	117,035	56,898	-51.38	261,879	282,764	7.98
REP. OF MACEDONIA	4,979	0	-100.00	6,243	0	-100.00
RUSSIA FEDERATION	1,092	718,449	65,692.03	2,461	1,275,599	51,732.55
-TEMBAGA	79,350,125	87,478,619	10.24	411,666,871	911,473,196	121.41
JAPAN	1,424,767	1,098,257	-22.92	97,845,808	171,333,987	75.11
HONG KONG	1,560,605	2,364,130	51.49	4,867,318	15,676,584	222.08
KOREA, REPUBLIC OF	4,761,947	993,022	-79.15	65,170,692	135,574,680	108.03
TAIWAN	2,103,197	6,599,625	213.79	7,674,184	45,532,177	493.32
CHINA	25,287,018	14,891,802	-41.11	82,720,816	78,165,957	-5.51
THAILAND	11,043,671	21,734,710	96.81	38,705,803	155,844,154	302.64
SINGAPORE	14,263,348	2,693,313	-81.12	47,988,464	20,300,912	-57.70
PHILIPPINES	996,501	3,177,978	218.91	4,313,952	22,499,264	421.55
MALAYSIA	15,394,568	28,479,616	85.00	53,298,135	229,810,845	331.18
BRUNEI DARUSSALAM	14	1,031	7,264.29	52	6,197	11,817.31
VIET NAM	1,203,116	3,066,618	154.89	3,957,661	21,359,763	439.71
MALDIVES	2,057	5	-99.76	19,257	153	-99.21
INDIA	302,615	445,779	47.31	1,091,754	3,301,979	202.45
PAKISTAN	597,639	1,096,630	83.49	1,773,082	7,761,922	337.76
BANGLADESH	72,440	189,270	161.28	256,174	1,308,205	410.67
IRAN (ISLAMIC REPUBLIC OF)	0	1,104	-	0	18,363	-
SAUDI ARABIA	5,227	0	-100.00	83,575	0	-100.00
YEMEN	40,494	0	-100.00	134,386	0	-100.00
OMAN	390	49	-87.44	2,579	1,528	-40.75
UNITED ARAB EMIRATES	686	0	-100.00	6,215	0	-100.00
BAHRAIN	59	0	-100.00	656	0	-100.00
MADAGASCAR	57,184	0	-100.00	32,654	0	-100.00
ANGOLA	41	0	-100.00	513	0	-100.00
SEYCHELLES	112	57	-49.11	370	1,716	363.78
UGANDA	0	7,550	-	0	725	-
SAO TOME AND PRINCIPE	0	586	-	0	2,900	-
SOUTH AFRICA	481	0	-100.00	456	0	-100.00
VIRGIN ISLANDS (BRITISH)	11	27	145.45	73	164	124.66
AUSTRALIA	5,404	76,591	1,317.30	47,759	507,659	962.96
NEW ZEALAND	0	92,000	-	0	58,880	-
VANUATU	168	0	-100.00	186	0	-100.00
FIJI	28	413	1,375.00	707	2,308	226.45
TUVALU	437	0	-100.00	655	0	-100.00
EAST TIMOR	25	1,043	4,072.00	48	1,044	2,075.00
UNITED STATES	129,242	341,928	164.56	981,926	1,716,845	74.84
CANADA	33,204	14,782	-55.48	162,227	145,608	-10.24
MEXICO	0	60	-	0	111	-
BRAZIL	12,427	45,924	269.55	201,074	362,665	80.36
ANGUILLA	0	1,697	-	0	5,375	-
UNITED KINGDOM	4,717	6,503	37.86	51,736	21,033	-59.35
NETHERLANDS	3,293	49,235	1,395.14	29,109	123,150	323.07
FRANCE	950	1,109	16.74	34,577	13,857	-59.92
GERMANY, FED. REP. OF	30,992	3,466	-88.82	99,401	4,168	-95.81
AUSTRIA	124	1,208	874.19	1,299	2,774	113.55

TABEL 5. PERKEMBANGAN EKSPOR INDONESIA MENURUT KOMODITI DAN NEGARA TUJUAN

JENIS BARANG	BERAT BERSIH (KG)		PERUB %	NILAI FOB (US \$)		PERUB %
	JAN-MAR 2009	JAN-MAR 2010		JAN-MAR 2009	JAN-MAR 2010	
	(1)	(2)	(3)	(4)	(5)	(6)
BELGIUM	6,646	1	-99.98	87,804	13	-99.99
SWITZERLAND	16	10	-37.50	50	74	48.00
SWEDEN	0	409	-	0	1,316	-
ITALY	3,190	452	-85.83	12,303	3,477	-71.74
SPAIN	317	573	80.76	929	497	-46.50
PORTUGAL	43	0	-100.00	1,224	0	-100.00
GREECE	0	28	-	0	80	-
GEORGIA	0	26	-	0	79	-
SLOVAKIA	339	0	-100.00	3,505	0	-100.00
CZECH REPUBLIC	375	0	-100.00	5,723	0	-100.00
RUSSIA FEDERATION	0	2	-	0	8	-
-SENG	956,052	815,606	-14.69	924,880	817,228	-11.64
JAPAN	357,061	119,360	-66.57	394,419	216,045	-45.22
HONG KONG	0	47	-	0	250	-
TAIWAN	91,558	386,547	322.19	44,877	221,781	394.20
CHINA	97,217	11,982	-87.67	65,759	67,136	2.09
THAILAND	0	20,000	-	0	15,560	-
SINGAPORE	169,446	20,936	-87.64	137,471	48,515	-64.71
PHILIPPINES	23,605	33,779	43.10	47,520	62,339	31.18
MALAYSIA	0	8,999	-	0	15,963	-
VIET NAM	1,516	607	-59.96	3,991	4,993	25.11
GAMBIA	251	0	-100.00	235	0	-100.00
EAST TIMOR	215,398	205,068	-4.80	230,608	159,119	-31.00
UNITED STATES	0	8,049	-	0	5,297	-
NETHERLANDS	0	232	-	0	230	-
-LOGAM TIDAK MULIA LAIN	11,200,270	15,401,368	37.51	38,809,836	50,050,856	28.96
JAPAN	1,431,856	2,849,815	99.03	6,371,266	6,338,503	-0.51
HONG KONG	181,707	312,440	71.95	704,347	995,863	41.39
KOREA, REPUBLIC OF	65,271	203,744	212.15	145,652	487,955	235.01
TAIWAN	48,945	38,379	-21.59	164,037	94,736	-42.25
CHINA	422,925	320,453	-24.23	503,881	741,923	47.24
MONGOLIA	0	20,000	-	0	25,820	-
MACAU	2	0	-100.00	2	0	-100.00
PAPUA NEW GUINEA	277,010	491,333	77.37	1,053,387	1,307,252	24.10
THAILAND	594,731	1,090,704	83.39	3,615,632	7,544,913	108.67
SINGAPORE	3,267,611	2,384,602	-27.02	6,899,775	4,948,799	-28.28
PHILIPPINES	583,909	382,119	-34.56	1,704,691	1,031,734	-39.48
MALAYSIA	732,418	2,265,193	209.28	2,514,409	5,262,903	109.31
MYANMAR (FORM. BURMA)	0	196	-	0	2,149	-
CAMBODIA	7,442	447	-93.99	18,769	1,871	-90.03
BRUNEI DARUSSALAM	35,028	25,678	-26.69	176,798	71,586	-59.51
LAO PEOPLE'S DEMOCRATIC RE	3,694	18	-99.51	6,731	2,944	-56.26
VIET NAM	389,088	734,437	88.76	2,372,235	4,773,053	101.20
MALDIVES	9,305	5,713	-38.60	15,836	12,949	-18.23
INDIA	100,934	237,197	135.00	226,989	1,182,266	420.85
PAKISTAN	43,954	62,520	42.24	200,246	421,256	110.37
BANGLADESH	9,013	19,391	115.14	7,711	184,894	2,297.80
SRI LANKA	67,841	3,500	-94.84	90,052	11,143	-87.63
IRAQ	0	28	-	0	3,500	-
IRAN (ISLAMIC REPUBLIC OF)	23,189	48,504	109.17	65,606	100,835	53.70
SAUDI ARABIA	25,711	138,924	440.33	33,906	239,992	607.82
ISRAEL	283	4,981	1,660.07	183	4,162	2,174.32
KUWAIT	6,480	25,203	288.94	14,223	47,302	232.57
JORDAN	27,811	10,574	-61.98	55,104	16,704	-69.69
LEBANON	8,178	2,415	-70.47	139,716	3,794	-97.28
YEMEN	0	2,002	-	0	4,050	-
OMAN	24,385	65,064	166.82	39,549	73,044	84.69
SYRIA ARAB REPUBLIC	0	101,378	-	0	124,054	-
TURKEY	368	10,509	2,755.71	43,232	71,382	65.11
UNITED ARAB EMIRATES	272,330	401,032	47.26	704,049	546,145	-22.43
QATAR	3,281	12,423	278.63	57,210	31,611	-44.75
BAHRAIN	60,003	16,439	-72.60	85,358	9,873	-88.43
CYPRUS	13,002	0	-100.00	34,595	0	-100.00
EGYPT	481	476	-1.04	35,849	2,362	-93.41
LIBYAN ARAB JAMAHIRIYA	50,688	42,659	-15.84	71,821	49,252	-31.42
MOROCCO	21	6,028	28,604.76	405	39,282	9,599.26
MADAGASCAR	915	0	-100.00	181	0	-100.00
KENYA	56,237	15,845	-71.82	355,569	43,863	-87.66
REUNION	1,780	8,936	402.02	2,709	10,286	279.70
MOZAMBIQUE	8,305	0	-100.00	77,944	0	-100.00
BOTSWANA	6	0	-100.00	23	0	-100.00
GHANA	198	0	-100.00	68,398	0	-100.00
LIBERIA	3,425	628	-81.66	107,718	10,532	-90.22
ANGOLA	800	7,370	821.25	8,631	9,863	14.27
CONGO	0	64	-	0	84	-
CAMEROON	0	38	-	0	111	-

TABEL 5. PERKEMBANGAN EKSPOR INDONESIA MENURUT KOMODITI DAN NEGARA TUJUAN

JENIS BARANG	BERAT BERSIH (KG)		PERUB	NILAI FOB (US \$)		PERUB
	JAN-MAR 2009	JAN-MAR 2010	%	JAN-MAR 2009	JAN-MAR 2010	%
	(1)	(2)	(3)	(4)	(5)	(6)
NIGERIA	1	1,253	125,200.00	493	1,883	281.95
COTE D'IVOIRE	0	678	-	0	2,519	-
GAMBIA	0	635	-	0	94	-
SEYCHELLES	4	281	6,925.00	11	4,382	39,736.36
SOUTH AFRICA	68,015	68,225	0.31	429,949	439,483	2.22
MAURITIUS	2,267	612	-73.00	12,371	1,414	-88.57
AUSTRALIA	243,821	292,004	19.76	1,766,652	2,215,856	25.43
NEW ZEALAND	20,045	40,733	103.21	65,812	160,672	144.14
GUAM	5,800	1,331	-77.05	10,614	1,277	-87.97
NEW CALEDONIA	40,103	41,859	4.38	127,234	121,849	-4.23
VANUATU	4,836	594	-87.72	8,090	891	-88.99
COOK ISLANDS	33	0	-100.00	49	0	-100.00
FIJI	6,307	127	-97.99	31,397	496	-98.42
SAMOA	875	0	-100.00	3,724	0	-100.00
EAST TIMOR	317,741	340,158	7.06	262,007	397,668	51.78
UNITED STATES	179,569	515,073	186.84	1,839,410	4,430,393	140.86
CANADA	26,780	40,275	50.39	137,543	260,068	89.08
MEXICO	381	2,057	439.90	11,789	12,641	7.23
HONDURAS	96	0	-100.00	336	0	-100.00
PANAMA	19,925	64,973	226.09	100,000	299,240	199.24
SURINAME	1	274	27,300.00	334	811	142.81
CHILE	2,346	25,574	990.11	34,026	167,638	392.68
VENEZUELA	507	852	68.05	1,156	1,378	19.20
ARGENTINA	14,551	16,583	13.96	341,960	251,164	-26.55
BRAZIL	25,933	16,743	-35.44	397,856	227,412	-42.84
COLOMBIA	440	1,242	182.27	12,320	2,227	-81.92
URUGUAY	0	1,560	-	0	883	-
ECUADOR	313	51	-83.71	4,980	1,392	-72.05
PERU	285	0	-100.00	335	0	-100.00
TRINIDAD AND TOBAGO	17,936	0	-100.00	41,733	0	-100.00
BAHAMAS	0	291	-	0	227	-
JAMAICA	0	14,197	-	0	30,844	-
PUERTO RICO	27	23	-14.81	226	156	-30.97
COSTA RICA	640	0	-100.00	515	0	-100.00
BARBADOS	9,130	57	-99.38	20,170	5,170	-74.37
ANGUILLA	359	0	-100.00	1,278	0	-100.00
BERMUDA	396	0	-100.00	1,210	0	-100.00
FRENCH GUIANA	0	949	-	0	944	-
FRENCH POLYNESIA	4,045	4,945	22.25	10,768	10,293	-4.41
GRENADA	0	6,784	-	0	13,064	-
NETHERLANDS ANTILLES	111	7,778	6,907.21	448	6,345	1,316.29
UNITED KINGDOM	25,473	69,684	173.56	242,882	396,034	63.06
NETHERLANDS	70,913	55,656	-21.52	595,523	370,584	-37.77
FRANCE	43,990	51,583	17.26	166,732	120,559	-27.69
GERMANY, FED. REP. OF	681,741	952,848	39.77	1,883,281	2,172,338	15.35
AUSTRIA	1,762	504	-71.40	4,571	2,867	-37.28
BELGIUM	30,788	34,954	13.53	52,386	44,155	-15.71
SWITZERLAND	11,431	9,436	-17.45	202,727	126,515	-37.59
DENMARK	22,770	68,164	199.36	41,673	78,878	89.28
NORWAY	580	2,201	279.48	7,891	11,030	39.78
SWEDEN	46,755	20,040	-57.14	193,835	44,450	-77.07
FINLAND	2,624	0	-100.00	52,612	0	-100.00
IRELAND	0	4,966	-	0	10,514	-
ITALY	252,490	70,450	-72.10	499,757	228,285	-54.32
SPAIN	94,480	130,827	38.47	235,621	375,942	59.55
PORTUGAL	2,067	6,334	206.43	3,556	11,780	231.27
GREECE	3,144	5,796	84.35	8,986	24,343	170.90
HUNGARY	407	118	-71.01	1,313	252	-80.81
POLAND	1,042	9,951	854.99	8,179	15,975	95.32
BULGARIA	4,438	1,523	-65.68	20,379	2,792	-86.30
YUGOSLAVIA	265	0	-100.00	512	0	-100.00
AZERBAIJAN	0	2	-	0	194	-
UKRAINE	4,455	0	-100.00	51,978	0	-100.00
ESTONIA	16,345	22,522	37.79	31,087	45,078	45.01
CROATIA	6,595	414	-93.72	23,057	1,367	-94.07
MALTA	0	4,642	-	0	6,447	-
SLOVAKIA	91	0	-100.00	2,288	0	-100.00
SLOVENIA	1,242	104	-91.63	2,901	968	-66.63
CZECH REPUBLIC	70	28	-60.00	376	78	-79.26
RUSSIA FEDERATION	132	451	241.67	4,512	2,062	-54.30
-PAKAIAN JADI	90,170,157	102,657,449	13.85	1,397,556,112	1,518,939,441	8.69
JAPAN	2,635,002	2,952,574	12.05	38,575,009	43,853,605	13.68
HONG KONG	225,788	221,350	-1.97	4,014,202	5,599,870	39.50
KOREA, REPUBLIC OF	791,711	1,072,695	35.49	8,293,960	13,796,191	66.34
TAIWAN	58,183	102,427	76.04	1,075,758	2,107,302	95.89
CHINA	179,638	349,467	94.54	4,048,506	5,549,007	37.06
MONGOLIA	13	13	0.00	765	507	-33.73

TABEL 5. PERKEMBANGAN EKSPOR INDONESIA MENURUT KOMODITI DAN NEGARA TUJUAN

JENIS BARANG	BERAT BERSIH (KG)		PERUB %	NILAI FOB (US \$)		PERUB %
	JAN-MAR 2009	JAN-MAR 2010		JAN-MAR 2009	JAN-MAR 2010	
	(1)	(2)	(3)	(4)	(5)	(6)
MACAU	0	1,668	-	0	16,871	-
PAPUA NEW GUINEA	55,552	111,688	101.05	235,371	252,581	7.31
THAILAND	278,427	258,986	-6.98	2,850,180	3,173,410	11.34
SINGAPORE	1,002,249	881,615	-12.04	10,555,062	11,006,810	4.28
PHILIPPINES	144,981	128,183	-11.59	1,902,347	1,388,543	-27.01
MALAYSIA	2,616,635	2,192,139	-16.22	20,345,566	18,285,025	-10.13
MYANMAR (FORM. BURMA)	3,169	7,326	131.18	33,979	25,983	-23.53
CAMBODIA	40	4,551	11,277.50	3,208	45,893	1,330.58
BRUNEI DARUSSALAM	34,730	84,368	142.93	325,596	583,214	79.12
LAO PEOPLE'S DEMOCRATIC RE	0	2,063	-	0	8,309	-
NEPAL	48,900	21,910	-55.19	377,176	244,567	-35.16
VIET NAM	133,379	19,321	-85.51	1,027,390	513,391	-50.03
MALDIVES	10,280	10,772	4.79	49,657	128,155	158.08
INDIA	66,784	84,085	25.91	725,925	740,412	2.00
PAKISTAN	290,647	99,669	-65.71	2,233,044	840,989	-62.34
BANGLADESH	22,955	5,614	-75.54	153,656	11,593	-92.46
SRI LANKA	484,093	420,588	-13.12	2,729,100	1,997,959	-26.79
AFGHANISTAN	0	10,813	-	0	166,782	-
IRAQ	1,255	9,772	678.65	25,000	558,600	2,134.40
IRAN (ISLAMIC REPUBLIC OF)	72,383	100,017	38.18	336,798	647,201	92.16
SAUDI ARABIA	1,827,808	1,430,704	-21.73	16,781,250	14,815,175	-11.72
ISRAEL	23,051	25,930	12.49	387,580	276,292	-28.71
KUWAIT	208,801	152,396	-27.01	1,958,830	1,846,278	-5.75
JORDAN	24,598	6,240	-74.63	157,500	14,885	-90.55
LEBANON	3,330	5,617	68.68	75,420	164,650	118.31
YEMEN	106,135	81,547	-23.17	880,108	692,923	-21.27
OMAN	1,729	7,208	316.89	20,169	70,179	247.95
SYRIA ARAB REPUBLIC	22,644	0	-100.00	287,400	0	-100.00
TURKEY	64,389	184,239	186.13	1,412,163	4,680,565	231.45
UNITED ARAB EMIRATES	2,649,140	3,112,943	17.51	30,803,314	32,199,903	4.53
QATAR	907	3,356	270.01	21,473	65,368	204.42
BAHRAIN	15,647	21,135	35.07	104,056	107,262	3.08
CYPRUS	9,428	445	-95.28	142,045	5,889	-95.85
EGYPT	333,796	573,573	71.83	4,965,140	7,255,961	46.14
LIBYAN ARAB JAMAHIRIYA	202,160	52,814	-73.88	857,325	418,176	-51.22
MOROCCO	1,256	1,257	0.08	37,554	39,595	5.43
ALGERIA	65,713	50,069	-23.81	451,287	106,549	-76.39
SUDAN	743,125	830,407	11.75	6,661,740	7,634,934	14.61
NAMIBIA	77	0	-100.00	214	0	-100.00
ETHIOPIA	28,648	23,891	-16.60	252,480	210,960	-16.44
TANZANIA, UNITED REPUBLIC OI	425,563	320,130	-24.77	207,920	170,270	-18.11
MADAGASCAR	11,568	23,565	103.71	11,109	19,024	71.25
SOMALIA	25,326	1,561	-93.84	86,159	14,034	-83.71
KENYA	187,949	42,509	-77.38	437,233	238,850	-45.37
REUNION	18,438	6,631	-64.04	57,264	64,147	12.02
MOZAMBIQUE	74,690	42,595	-42.97	35,550	63,022	77.28
BOTSWANA	0	3	-	0	1	-
TOGO	2,503,634	882,692	-64.74	5,475,462	2,144,087	-60.84
GHANA	9,998	142,269	1,322.97	62,728	125,390	99.89
LIBERIA	22,623	24,000	6.09	211,600	30,576	-85.55
GUINEA	467,441	386,703	-17.27	1,241,126	2,066,589	66.51
ANGOLA	342,534	126,261	-63.14	19,616	13,393	-31.72
CONGO	104,726	137,387	31.19	132,522	111,599	-15.79
CAMEROON	158,343	60,581	-61.74	233,024	83,480	-64.18
NIGERIA	26,984	678,278	2,413.63	52,979	3,510,787	6,526.75
SIERRA LEONE	42	0	-100.00	126	0	-100.00
GABON	24,100	13,379	-44.49	13,064	5,950	-54.45
COTE D'IVOIRE	155,993	95,617	-38.70	135,113	87,948	-34.91
SENEGAL	528,092	252,178	-52.25	452,527	194,516	-57.02
MAURITANIA	15,068	6,371	-57.72	151,090	21,000	-86.10
MALI	0	19,358	-	0	28,000	-
BENIN	377,583	818,605	116.80	1,252,140	2,711,603	116.56
BURKINA FASO	0	8,640	-	0	92,800	-
GAMBIA	102,770	55,444	-46.05	488,158	626,492	28.34
U.S. VIRGIN ISLANDS	0	145	-	0	3,958	-
SEYCHELLES	635	2,599	309.29	995	11,089	1,014.47
UGANDA	63,586	84,280	32.54	220,988	93,962	-57.48
CENTRAL AFRICAN REPUBLIC	0	97	-	0	2,056	-
DJIBOUTI	16,399	16	-99.90	33,615	79	-99.76
SAO TOME AND PRINCIPE	1,776	3,788	113.29	630	1,185	88.10
SWAZILAND	0	74	-	0	2,132	-
SOUTH AFRICA	509,363	323,530	-36.48	5,089,908	3,618,539	-28.91
MALAWI	14,868	0	-100.00	14,850	0	-100.00
COMOROS	0	520	-	0	1,446	-
MAURITIUS	41,195	54,776	32.97	199,246	353,316	77.33
VIRGIN ISLANDS (BRITISH)	511	0	-100.00	1,973	0	-100.00
AUSTRALIA	550,734	633,960	15.11	10,593,974	12,013,901	13.40
NEW ZEALAND	38,042	49,177	29.27	778,392	823,833	5.84

TABEL 5. PERKEMBANGAN EKSPOR INDONESIA MENURUT KOMODITI DAN NEGARA TUJUAN

JENIS BARANG	BERAT BERSIH (KG)		PERUB	NILAI FOB (US \$)		PERUB	
	JAN-MAR 2009	JAN-MAR 2010	%	JAN-MAR 2009	JAN-MAR 2010	%	
	(1)	(2)	(3)	(4)	(5)	(6)	(7)
GUAM		2,522	387	-84.66	6,794	4,851	-28.60
NAURU		0	359	-	0	6,936	-
NEW CALEDONIA		14,123	13,599	-3.71	115,998	185,513	59.93
NIUE		0	94	-	0	3,566	-
SAINT VINCENT AND THE GREN/		0	12	-	0	64	-
VANUATU		3,783	450	-88.10	1,750	3,750	114.29
WALLIS AND FUTUNA ISLANDS		762	3,530	363.25	1,142	5,134	349.56
AMERICAN SAMOA		0	12	-	0	454	-
COOK ISLANDS		0	2,016	-	0	35,860	-
FIJI		9,062	12,468	37.59	97,279	128,053	31.63
KIRIBATI		0	1,321	-	0	23,661	-
TONGA		84	3,929	4,577.38	2,826	43,212	1,429.09
EAST TIMOR		59,719	227,685	281.26	77,805	257,219	230.59
UNITED STATES		48,856,379	61,873,325	26.64	815,326,825	953,057,020	16.89
CANADA		1,475,961	1,645,470	11.48	31,426,524	29,280,340	-6.83
MEXICO		481,977	597,548	23.98	8,929,694	9,750,086	9.19
GUATEMALA		1,607	0	-100.00	20,314	0	-100.00
HONDURAS		614	80	-86.97	43,802	1,124	-97.43
NICARAGUA		0	12	-	0	28	-
PANAMA		351,398	162,460	-53.77	4,306,511	2,639,530	-38.71
SURINAME		9,011	8,944	-0.74	37,327	93,834	151.38
CHILE		50,068	54,036	7.93	743,960	900,944	21.10
VENEZUELA		18,584	40,923	120.21	160,060	209,056	30.61
ARGENTINA		101,948	63,198	-38.01	2,393,382	1,215,489	-49.21
BRAZIL		272,305	318,921	17.12	3,435,990	2,535,670	-26.20
COLOMBIA		6,721	9,527	41.75	127,897	80,140	-37.34
BOLIVIA		152	80	-47.37	5,509	3,697	-32.89
URUGUAY		6,727	3,537	-47.42	171,561	81,645	-52.41
PARAGUAY		4,109	851	-79.29	97,564	19,794	-79.71
ECUADOR		2,351	2,798	19.01	50,120	67,696	35.07
PERU		2,562	5,319	107.61	72,397	157,934	118.15
GUYANA		0	2,139	-	0	6,056	-
TRINIDAD AND TOBAGO		0	127	-	0	567	-
BAHAMAS		0	1,345	-	0	5,471	-
JAMAICA		339	1,116	229.20	5,031	3,211	-36.18
PUERTO RICO		63,356	81,607	28.81	638,261	822,708	28.90
BELIZE		5,722	927	-83.80	33,354	645	-98.07
DOMINICAN REPUBLIC		2,508	175	-93.02	16,572	6,334	-61.78
EL SALVADOR		73	0	-100.00	184	0	-100.00
COSTA RICA		7,255	8,568	18.10	69,140	90,272	30.56
HAITI		40	0	-100.00	78	0	-100.00
BARBADOS		369	219	-40.65	12,100	5,038	-58.36
ANTIGUA AND BARBUDA		17	76	347.06	628	1,914	204.78
ARUBA		117	0	-100.00	266	0	-100.00
BERMUDA		3,439	1,333	-61.24	11,870	15,317	29.04
FRENCH GUIANA		0	25	-	0	17	-
FRENCH POLYNESIA		2,765	21,432	675.12	28,322	205,369	625.12
MARTINIQUE		909	5,551	510.67	14,000	42,930	206.64
NETHERLANDS ANTILLES		91,549	7,660	-91.63	809,365	158,711	-80.39
SAINT LUCIA		0	11	-	0	429	-
SAN MARINO		0	4,963	-	0	113,820	-
GAUELOUPE		408	3,820	836.27	1,077	27,588	2,461.56
SAINT KITTS AND NEVIS		713	9,746	1,266.90	14,742	22,567	53.08
UNITED KINGDOM		4,013,426	3,791,722	-5.52	79,556,698	73,081,969	-8.14
NETHERLANDS		1,592,213	1,981,007	24.42	31,313,909	30,567,451	-2.38
FRANCE		1,032,796	1,157,687	12.09	20,512,584	20,681,168	0.82
GERMANY, FED. REP. OF		5,055,587	4,648,975	-8.04	108,207,072	97,506,739	-9.89
AUSTRIA		36,606	39,758	8.61	1,736,891	1,407,654	-18.96
BELGIUM		1,143,964	902,426	-21.11	28,597,289	22,088,176	-22.76
SWITZERLAND		127,190	257,343	102.33	2,910,326	3,141,239	7.93
MONACO		0	590	-	0	11,693	-
DENMARK		46,697	63,525	36.04	817,964	1,081,259	32.19
NORWAY		49,331	432,224	776.17	1,225,148	974,244	-20.48
SWEDEN		133,775	324,915	142.88	2,335,061	2,068,467	-11.42
FINLAND		17,322	17,566	1.41	218,674	330,365	51.08
IRELAND		128,901	252,909	96.20	2,388,581	3,717,685	55.64
ITALY		763,185	960,456	25.85	21,535,874	21,106,738	-1.99
SPAIN		1,203,520	954,905	-20.66	20,152,710	14,988,400	-25.63
PORTUGAL		28,548	22,433	-21.42	233,913	248,886	6.40
ICELAND		0	77	-	0	5,290	-
GREECE		38,043	46,410	21.99	873,568	723,778	-17.15
ANDORRA		0	9,675	-	0	223,520	-
DEMOCRATIC REPUBLIC OF THE		50,396	0	-100.00	95,526	0	-100.00
HUNGARY		9,908	8,709	-12.10	206,839	118,179	-42.86
POLAND		45,211	85,181	88.41	925,061	1,219,217	31.80
ROMANIA		7,874	338	-95.71	175,881	8,848	-94.97
BULGARIA		3,480	403	-88.42	106,323	9,055	-91.48
YUGOSLAVIA		3,159	1,317	-58.31	72,687	26,708	-63.26

TABEL 5. PERKEMBANGAN EKSPOR INDONESIA MENURUT KOMODITI DAN NEGARA TUJUAN

JENIS BARANG	BERAT BERSIH (KG)		PERUB	NILAI FOB (US \$)		PERUB
	JAN-MAR 2009	JAN-MAR 2010	%	JAN-MAR 2009	JAN-MAR 2010	%
	(1)	(2)	(3)	(4)	(5)	(6)
ALBANIA	3	0	-100.00	62	0	-100.00
BELARUS	0	108	-	0	5,184	-
KAZAKHSTAN	3,228	5,967	84.85	81,960	166,196	102.78
UKRAINE	122,565	200,477	63.57	2,242,073	3,391,890	51.28
LITHUANIA	38	0	-100.00	107	0	-100.00
LATVIA	0	4	-	0	10	-
ESTONIA	1,871	19,621	948.69	30,091	216,404	619.17
CROATIA	12,824	2,575	-79.92	112,093	27,259	-75.68
BOSNIA AND HERZEGOVINA	0	32	-	0	1,201	-
MALTA	7,956	6,222	-21.79	74,880	62,800	-16.13
SLOVAKIA	9,527	0	-100.00	169,307	0	-100.00
SLOVENIA	8,037	4,769	-40.66	182,988	113,527	-37.96
CZECH REPUBLIC	13,249	13,422	1.31	471,086	492,072	4.45
RUSSIA FEDERATION	237,869	224,806	-5.49	6,819,481	5,307,538	-22.17
-KAIN TENUN	49,455,683	59,046,009	19.39	271,426,521	318,528,275	17.35
JAPAN	7,335,767	7,951,727	8.40	30,447,564	33,657,736	10.54
HONG KONG	750,483	465,819	-37.93	5,157,451	3,952,196	-23.37
KOREA, REPUBLIC OF	1,299,835	2,032,863	56.39	4,704,553	6,017,985	27.92
TAIWAN	1,693,221	1,661,577	-1.87	5,342,064	7,020,265	31.41
CHINA	1,014,725	1,547,348	52.49	7,148,062	9,546,264	33.55
MACAU	30,199	43,794	45.02	149,307	237,605	59.14
PAPUA NEW GUINEA	124,568	90,568	-27.29	788,969	553,007	-29.91
THAILAND	1,616,988	2,325,566	43.82	13,783,755	13,066,196	-5.21
SINGAPORE	728,863	823,443	12.98	5,450,648	6,684,243	22.63
PHILIPPINES	895,468	958,384	7.03	3,797,605	3,757,270	-1.06
MALAYSIA	3,374,470	4,776,691	41.55	16,169,643	17,961,251	11.08
MYANMAR (FORM. BURMA)	235,337	175,926	-25.25	1,812,082	1,343,075	-25.88
CAMBODIA	262,285	185,782	-29.17	1,561,693	942,347	-39.66
BRUNEI DARUSSALAM	15,888	35,037	120.52	114,331	256,491	124.34
LAO PEOPLE'S DEMOCRATIC RE	42,348	44,836	5.88	194,417	194,764	0.18
NEPAL	2,863	8,526	197.80	20,569	10,304	-49.91
VIET NAM	1,642,548	1,536,052	-6.48	7,574,622	8,859,537	16.96
MALDIVES	8,009	11,199	39.83	39,867	51,094	28.16
INDIA	269,990	411,921	52.57	1,671,408	6,185,510	270.08
PAKISTAN	126,543	185,716	46.76	815,945	579,609	-28.96
BANGLADESH	1,623,937	1,525,047	-6.09	7,316,421	6,762,290	-7.57
SRI LANKA	951,785	1,102,742	15.86	6,412,142	10,061,970	56.92
AFGHANISTAN	76,602	31,314	-59.12	654,771	189,794	-71.01
IRAQ	2,907	0	-100.00	14,915	0	-100.00
IRAN (ISLAMIC REPUBLIC OF)	226,345	180,815	-20.12	1,638,002	645,507	-60.59
SAUDI ARABIA	2,474,631	2,509,648	1.42	17,446,291	16,894,422	-3.16
ISRAEL	15,189	1,228	-91.92	50,744	34,392	-32.22
KUWAIT	263,577	302,555	14.79	2,002,123	2,278,935	13.83
JORDAN	220,558	286,928	30.09	1,427,019	1,982,547	38.93
LEBANON	93,917	57,476	-38.80	454,357	436,234	-3.99
YEMEN	221,933	154,334	-30.46	1,208,186	831,091	-31.21
OMAN	79,913	87,530	9.53	561,768	525,402	-6.47
SYRIA ARAB REPUBLIC	459,988	424,577	-7.70	3,091,192	2,549,458	-17.53
TURKEY	4,534,100	7,053,097	55.56	22,200,849	36,849,078	65.98
UNITED ARAB EMIRATES	4,331,709	4,515,449	4.24	36,086,279	41,291,986	14.43
QATAR	20,918	10,642	-49.13	183,102	75,258	-58.90
BAHRAIN	19,320	19,877	2.88	152,508	172,453	13.08
CYPRUS	30,363	2,805	-90.76	212,780	27,528	-87.06
EGYPT	323,415	567,881	75.59	2,150,136	3,750,327	74.42
LIBYAN ARAB JAMAHIRIYA	58,136	158,196	172.11	344,767	1,032,607	199.51
MOROCCO	209,535	100,745	-51.92	1,113,375	614,289	-44.83
TUNISIA	9,710	15,473	59.35	30,877	64,053	107.45
ALGERIA	10,564	2,917	-72.39	9,521	24,400	156.28
SUDAN	95,973	72,667	-24.28	594,725	446,603	-24.91
LESOTHO	115,660	70,450	-39.09	358,909	256,924	-28.42
ETHIOPIA	6,653	56,183	744.48	41,372	254,556	515.29
TANZANIA, UNITED REPUBLIC OF	1,522	0	-100.00	1,968	0	-100.00
MADAGASCAR	2,214	0	-100.00	8,128	0	-100.00
SOMALIA	0	7,517	-	0	61,250	-
KENYA	135,567	168,123	24.01	672,330	1,028,561	52.98
REUNION	1,396	242	-82.66	5,265	942	-82.11
MOZAMBIQUE	9,535	0	-100.00	57,682	0	-100.00
TOGO	0	114,599	-	0	665,132	-
GHANA	68,085	47,752	-29.86	383,226	225,657	-41.12
GUINEA	0	2,572	-	0	8,619	-
CONGO	0	497	-	0	589	-
NIGERIA	6,773	57	-99.16	78,762	120	-99.85
GABON	1,086	0	-100.00	550	0	-100.00
COTE D'IVOIRE	36,517	37,296	2.13	114,449	118,793	3.80
SENEGAL	3,733	5,560	48.94	3,600	4,695	30.42
BENIN	7,207	8,061	11.85	41,449	54,570	31.66
BURKINA FASO	32,306	0	-100.00	83,109	0	-100.00

TABEL 5. PERKEMBANGAN EKSPOR INDONESIA MENURUT KOMODITI DAN NEGARA TUJUAN

JENIS BARANG	BERAT BERSIH (KG)		PERUB	NILAI FOB (US \$)		PERUB
	JAN-MAR 2009	JAN-MAR 2010	%	JAN-MAR 2009	JAN-MAR 2010	%
	(1)	(2)	(3)	(4)	(5)	(6)
GUINEA BISSAU	0	21	-	0	109	-
SEYCHELLES	45	0	-100.00	410	0	-100.00
UGANDA	13,545	8,727	-35.57	101,650	72,992	-28.19
DJIBOUTI	10,381	0	-100.00	55,899	0	-100.00
SAO TOME AND PRINCIPE	1,057	0	-100.00	375	0	-100.00
SOUTH AFRICA	632,852	431,878	-31.76	2,842,197	3,844,908	35.28
ZIMBABWE	0	71,077	-	0	776,717	-
MAURITIUS	92,907	154,005	65.76	562,242	1,310,368	133.06
AUSTRALIA	735,926	949,894	29.07	2,335,091	3,160,961	35.37
NEW ZEALAND	91,998	68,064	-26.02	582,466	442,279	-24.07
GUAM	205	0	-100.00	389	0	-100.00
NEW CALEDONIA	104	61	-41.35	158	686	334.18
AMERICAN SAMOA	5,774	1,939	-66.42	38,740	17,760	-54.16
FIJI	35,265	35,046	-0.62	194,689	209,440	7.58
EAST TIMOR	1,852	12,264	562.20	3,651	9,764	167.43
UNITED STATES	1,218,103	2,047,250	68.07	9,409,359	11,853,064	25.97
CANADA	211,504	170,070	-19.59	1,382,448	1,179,819	-14.66
MEXICO	358,559	578,323	61.29	1,960,168	2,840,055	44.89
GUATEMALA	24,642	19,356	-21.45	218,980	163,632	-25.28
HONDURAS	21,816	10,282	-52.87	152,569	66,292	-56.55
NICARAGUA	15,918	0	-100.00	63,404	0	-100.00
PANAMA	99,126	47,412	-52.17	722,061	309,714	-57.11
SURINAME	4,777	3,485	-27.05	21,071	14,114	-33.02
CHILE	74,332	72,095	-3.01	263,879	229,874	-12.89
VENEZUELA	8,765	22,731	159.34	84,183	124,405	47.78
ARGENTINA	3,563	56,477	1,485.10	44,390	235,162	429.76
BRAZIL	471,625	294,223	-37.62	2,611,337	1,845,495	-29.33
COLOMBIA	128,416	95,135	-25.92	737,376	506,674	-31.29
URUGUAY	7,521	13,288	76.68	45,490	56,262	23.68
ECUADOR	32,992	40,770	23.58	229,020	263,962	15.26
PERU	22,661	124,312	448.57	157,261	792,380	403.86
DOMINICAN REPUBLIC	41,802	20,560	-50.82	244,984	110,030	-55.09
EL SALVADOR	10,900	4,418	-59.47	38,251	30,458	-20.37
HAITI	45,118	0	-100.00	51,896	0	-100.00
ANGUILLA	0	1,105	-	0	3,500	-
FRENCH GUIANA	957	0	-100.00	3,196	0	-100.00
FRENCH POLYNESIA	1,144	478	-58.22	19,689	25,459	29.31
NETHERLANDS ANTILLES	0	72	-	0	59	-
GUADELOUPE	9	0	-100.00	15	0	-100.00
UNITED KINGDOM	493,368	577,010	16.95	2,742,243	3,236,715	18.03
NETHERLANDS	888,803	839,186	-5.58	3,908,717	3,543,887	-9.33
FRANCE	227,079	248,950	9.63	2,045,084	1,795,363	-12.21
GERMANY, FED. REP. OF	569,696	1,001,954	75.88	2,872,157	4,395,629	53.04
AUSTRIA	768	108	-85.94	8,874	1,149	-87.05
BELGIUM	1,041,589	1,130,108	8.50	3,602,504	4,115,389	14.24
SWITZERLAND	510	2,391	368.82	3,267	6,827	108.97
DENMARK	37,597	55,356	47.24	255,849	467,266	82.63
NORWAY	0	50	-	0	482	-
SWEDEN	8,894	11,784	32.49	60,823	71,492	17.54
FINLAND	171,598	94,438	-44.97	1,170,830	557,530	-52.38
ITALY	1,064,145	3,116,658	192.88	4,137,972	10,800,199	161.00
SPAIN	718,482	734,645	2.25	3,308,636	2,800,153	-15.37
PORTUGAL	56,759	96,262	69.60	180,990	414,558	129.05
GREECE	98,528	137,491	39.55	628,507	677,204	7.75
HUNGARY	124,708	66,600	-46.60	949,312	438,674	-53.79
POLAND	176,406	175,148	-0.71	1,285,086	1,169,307	-9.01
ROMANIA	42,597	9,652	-77.34	277,020	65,468	-76.37
BULGARIA	407,990	178,837	-56.17	1,649,241	806,472	-51.10
BELARUS	4,344	3,163	-27.19	38,015	32,292	-15.05
KAZAKHSTAN	179	0	-100.00	4,221	0	-100.00
KYRGYZSTAN	665	0	-100.00	6,227	0	-100.00
UKRAINE	45,629	75,546	65.57	395,905	615,742	55.53
LITHUANIA	38,038	15,498	-59.26	214,744	118,626	-44.76
ESTONIA	7,174	0	-100.00	20,731	0	-100.00
CROATIA	46,770	66,522	42.23	173,712	277,366	59.67
SLOVAKIA	4,449	0	-100.00	36,068	0	-100.00
SLOVENIA	468,928	40,693	-91.32	2,056,130	374,367	-81.79
CZECH REPUBLIC	4,478	7,159	59.87	31,038	51,022	64.39
RUSSIA FEDERATION	25,674	30,355	18.23	231,430	100,921	-56.39
-TEKSTIL LAINNYA	265,081,342	315,682,660	19.09	510,814,223	755,846,722	47.97
JAPAN	13,788,771	20,898,368	51.56	43,622,633	63,734,596	46.10
HONG KONG	2,815,951	5,306,964	88.46	9,260,833	17,564,963	89.67
KOREA, DEMOCRATIC PEOPLE'S	192,440	76,932	-60.02	394,788	256,740	-34.97
KOREA, REPUBLIC OF	24,730,151	33,025,973	33.55	53,331,294	88,865,574	66.63
TAIWAN	6,441,284	8,234,542	27.84	13,149,072	17,953,353	36.54
CHINA	15,390,025	24,418,139	58.66	30,287,931	46,348,375	53.03
MACAU	10,446	15	-99.86	157,782	270	-99.83

TABEL 5. PERKEMBANGAN EKSPOR INDONESIA MENURUT KOMODITI DAN NEGARA TUJUAN

JENIS BARANG	BERAT BERSIH (KG)		PERUB %	NILAI FOB (US \$)		PERUB %
	JAN-MAR 2009	JAN-MAR 2010		JAN-MAR 2009	JAN-MAR 2010	
	(1)	(2)	(3)	(4)	(5)	(6)
PAPUA NEW GUINEA	7,321	15,539	112.25	14,640	29,707	102.92
THAILAND	3,710,062	7,225,065	94.74	6,417,727	17,539,480	173.30
SINGAPORE	1,658,873	1,321,954	-20.31	5,295,367	5,630,865	6.34
PHILIPPINES	4,231,497	4,385,412	3.64	8,286,680	10,191,491	22.99
MALAYSIA	4,996,632	4,632,910	-7.28	11,431,714	12,500,751	9.35
MYANMAR (FORM. BURMA)	11,003	2,657	-75.85	77,675	17,356	-77.66
CAMBODIA	163,976	170,064	3.71	920,467	1,375,772	49.46
BRUNEI DARUSSALAM	28,743	73,313	155.06	97,529	198,749	103.78
LAO PEOPLE'S DEMOCRATIC RE	6,830	18,038	164.10	33,304	73,098	119.49
NEPAL	45	36,578	81,184.44	45	70,609	156,808.89
VIET NAM	9,333,116	10,607,678	13.66	12,320,269	18,744,181	52.14
MALDIVES	34,866	5,751	-83.51	110,969	46,538	-58.06
INDIA	11,394,221	8,300,815	-27.15	20,108,771	21,854,681	8.68
PAKISTAN	8,004,823	4,943,163	-38.25	11,720,553	11,909,013	1.61
BANGLADESH	5,023,782	4,861,072	-3.24	10,524,948	15,119,072	43.65
SRI LANKA	2,777,623	3,426,318	23.35	7,092,911	9,806,967	38.26
AFGHANISTAN	510	73	-85.69	250	100	-60.00
IRAN (ISLAMIC REPUBLIC OF)	1,413,123	2,424,812	71.59	2,158,420	5,653,468	161.93
SAUDI ARABIA	748,179	815,316	8.97	2,308,358	3,094,563	34.06
ISRAEL	2,061,205	4,992,363	142.21	3,360,660	10,537,380	213.55
KUWAIT	33,916	24,397	-28.07	364,901	195,462	-46.43
JORDAN	138,083	53,620	-61.17	299,129	140,222	-53.12
LEBANON	115,307	31,340	-72.82	217,838	95,148	-56.32
YEMEN	214,078	228,000	6.50	775,552	860,049	10.90
OMAN	0	37,886	-	0	66,079	-
SYRIA ARAB REPUBLIC	2,764,622	943,130	-65.89	4,076,680	2,058,103	-49.52
TURKEY	25,157,735	26,368,567	4.81	37,579,667	61,945,199	64.84
UNITED ARAB EMIRATES	899,318	877,566	-2.42	3,591,218	4,162,809	15.92
QATAR	23,633	4,334	-81.66	42,188	21,843	-48.22
BAHRAIN	2,931	19,284	557.93	25,807	44,909	74.02
CYPRUS	15	30	100.00	500	404	-19.20
EGYPT	10,632,350	6,237,100	-41.34	15,799,330	11,895,602	-24.71
LIBYAN ARAB JAMAHIRIYA	609	96,552	15,754.19	894	162,132	18,035.57
MOROCCO	592,580	436,201	-26.39	809,146	1,253,856	54.96
TUNISIA	294,049	224,809	-23.55	528,108	581,080	10.03
ALGERIA	844,572	367,418	-56.50	2,040,149	824,202	-59.60
SUDAN	19,855	78,944	297.60	43,658	260,775	497.31
NAMIBIA	555	0	-100.00	384	0	-100.00
ETHIOPIA	200,050	450,195	125.04	459,009	1,314,050	186.28
TANZANIA, UNITED REPUBLIC OI	1,795	195	-89.14	1,745	260	-85.10
MADAGASCAR	150,172	27,083	-81.97	260,116	93,211	-64.17
SOMALIA	0	28,407	-	0	174,428	-
KENYA	618,576	409,095	-33.87	1,104,317	1,323,915	19.89
REUNION	19,094	9,896	-48.17	58,664	38,317	-34.68
MOZAMBIQUE	8,112	1,058	-86.96	20,643	1,903	-90.78
TOGO	69,639	42,574	-38.86	380,986	200,336	-47.42
GHANA	122,812	147,531	20.13	507,377	570,862	12.51
LIBERIA	131	186	41.98	350	100	-71.43
GUINEA	14,236	43,474	205.38	42,474	77,320	82.04
ANGOLA	0	400	-	0	2,698	-
CONGO	0	7	-	0	8	-
CAMEROON	45	77,655	172,466.67	300	139,039	46,246.33
NIGERIA	101,378	35,707	-64.78	601,102	83,982	-86.03
GABON	2,830	620	-78.09	4,109	276	-93.28
COTE D'IVOIRE	80	19,048	23,710.00	1,000	92,691	9,169.10
SENEGAL	89,651	43,412	-51.58	301,060	112,336	-62.69
MAURITANIA	182,424	175,396	-3.85	628,862	492,906	-21.62
MALI	0	22	-	0	29	-
BENIN	0	27,690	-	0	242,600	-
BURKINA FASO	16,224	0	-100.00	48,688	0	-100.00
GAMBIA	21,137	2,090	-90.11	37,851	309	-99.18
SEYCHELLES	2,459	7,570	207.85	5,162	19,707	281.77
UGANDA	0	4,553	-	0	6,020	-
NIGER	26,900	6,585	-75.52	201,000	82,350	-59.03
DJIBOUTI	28	618,670	2,209,435.71	45	603,539	1,341,097.78
SAO TOME AND PRINCIPE	3,946	3,428	-13.13	1,400	1,000	-28.57
SWAZILAND	0	10,814	-	0	20,072	-
SOUTH AFRICA	856,354	660,968	-22.82	2,309,862	1,693,915	-26.67
ZIMBABWE	65	15,503	23,750.77	250	20,490	8,096.00
ZAMBIA	18,370	101	-99.45	37,554	842	-97.76
MALAWI	95	40	-57.89	250	10	-96.00
MAURITIUS	255,514	422,435	65.33	498,369	1,192,003	139.18
RWANDA	0	7,277	-	0	2,100	-
VIRGIN ISLANDS (BRITISH)	1,309	1,011	-22.77	5,350	5,785	8.13
AUSTRALIA	3,045,144	3,884,302	27.56	6,363,172	9,158,979	43.94
NEW ZEALAND	548,892	442,582	-19.37	1,490,315	1,159,661	-22.19
GUAM	2,308	3,831	65.99	11,361	15,977	40.63
NEW CALEDONIA	8,287	7,366	-11.11	39,388	32,198	-18.25

TABEL 5. PERKEMBANGAN EKSPOR INDONESIA MENURUT KOMODITI DAN NEGARA TUJUAN

JENIS BARANG	BERAT BERSIH (KG)		PERUB %	NILAI FOB (US \$)		PERUB %
	JAN-MAR 2009	JAN-MAR 2010		JAN-MAR 2009	JAN-MAR 2010	
	(1)	(2)	(3)	(4)	(5)	(6)
SAINT VINCENT AND THE GREN/ VANUATU	0	138	-	0	380	-
WALLIS AND FUTUNA ISLANDS	19,271	7,219	-62.54	90,648	6,237	-93.12
AMERICAN SAMOA	756	6,205	720.77	1,134	11,005	870.46
COOK ISLANDS	0	54	-	0	5,890	-
FIJI	832	1,846	121.88	9,359	16,099	72.02
KIRIBATI	11,699	3,639	-68.89	34,296	26,274	-23.39
SAMOA	234	626	167.52	495	1,504	203.84
TONGA	1,598	0	-100.00	6,796	0	-100.00
TUVALU	0	379	-	0	4,368	-
EAST TIMOR	792	0	-100.00	1,698	0	-100.00
UNITED STATES	39,846	132,975	233.72	70,633	118,128	67.24
CANADA	18,596,072	25,508,092	37.17	33,234,635	56,870,683	71.12
MEXICO	1,441,799	2,031,737	40.92	2,568,814	4,755,297	85.12
GUATEMALA	4,331,627	3,563,571	-17.73	7,584,028	7,529,167	-0.72
HONDURAS	270,963	55,943	-79.35	640,802	167,657	-73.84
NICARAGUA	156,807	173,733	10.79	308,955	377,293	22.12
PANAMA	0	580	-	0	5,481	-
SURINAME	5,323	4,013	-24.61	22,716	16,726	-26.37
CHILE	84,798	60,144	-29.07	112,324	102,792	-8.49
VENEZUELA	778,914	993,575	27.56	1,691,273	2,756,530	62.99
ARGENTINA	1,442,620	1,888,363	30.90	3,439,039	4,577,882	33.12
BRAZIL	2,686,143	4,193,557	56.12	4,895,665	9,774,550	99.66
COLOMBIA	29,503,408	29,105,614	-1.35	48,986,706	68,427,530	39.69
URUGUAY	2,561,252	3,175,983	24.00	3,939,591	7,446,132	89.01
ECUADOR	56,641	272,067	380.34	152,801	872,485	470.99
PERU	104,054	488,729	369.69	165,594	1,044,254	530.61
GUYANA	415,139	426,083	2.64	762,834	1,149,510	50.69
TRINIDAD AND TOBAGO	0	63,473	-	0	110,448	-
BAHAMAS	84	0	-100.00	102	0	-100.00
JAMAICA	263	5,043	1,817.49	2,943	18,623	532.79
PUERTO RICO	45,048	66,213	46.98	87,466	132,119	51.05
BELIZE	1,355	42	-96.90	6,535	251	-96.16
DOMINICAN REPUBLIC	0	1,672	-	0	1,164	-
EL SALVADOR	3,375	33,135	881.78	7,561	72,721	861.79
COSTA RICA	122,809	187,506	52.68	242,983	408,879	68.27
HAITI	21,946	11,677	-46.79	69,774	31,913	-54.26
BARBADOS	81,206	20,884	-74.28	151,130	31,878	-78.91
ANTIGUA AND BARBUDA	1	35	3,400.00	10	462	4,520.00
ANGUILLA	0	62	-	0	1,578	-
ARUBA	828	0	-100.00	3,379	0	-100.00
BERMUDA	0	249	-	0	115	-
CAYMAN ISLANDS	523	200	-61.76	1,690	2,307	36.51
FRENCH GUIANA	0	116	-	0	126	-
FRENCH POLYNESIA	21,744	1,850	-91.49	31,161	1,622	-94.79
MARTINIQUE	34,477	32,214	-6.56	79,089	147,745	86.81
NETHERLANDS ANTILLES	11,821	2,151	-81.80	34,197	5,718	-83.28
SAINT LUCIA	1,995	54,842	2,648.97	5,980	132,956	2,123.34
GUADELOUPE	0	16	-	0	603	-
SAINT KITTS AND NEVIS	14,438	9,406	-34.85	28,689	22,638	-21.09
UNITED KINGDOM	176	5	-97.16	2,949	164	-94.44
NETHERLANDS	2,654,844	4,406,355	65.97	4,548,295	9,307,926	104.65
FRANCE	867,139	1,594,578	83.89	2,362,535	3,294,168	39.43
GERMANY, FED. REP. OF	758,670	313,760	-58.64	1,764,385	942,822	-46.56
AUSTRIA	6,388,809	6,392,352	0.06	13,072,702	15,774,375	20.67
BELGIUM	11,475	9,648	-15.92	46,540	59,925	28.76
SWITZERLAND	7,043,724	9,382,148	33.20	9,605,646	17,302,624	80.13
DENMARK	1,594	29,569	1,755.02	14,184	128,601	806.66
NORWAY	135,074	168,258	24.57	499,363	395,238	-20.85
SWEDEN	74,371	96,501	29.76	570,050	614,724	7.84
FINLAND	289,991	404,048	39.33	1,828,171	1,718,219	-6.01
IRELAND	448,964	681,482	51.79	1,226,579	1,397,114	13.90
ITALY	119,870	97,984	-18.26	105,489	202,994	92.43
SPAIN	7,550,389	13,309,539	76.28	12,508,706	26,653,688	113.08
PORTUGAL	3,767,283	5,308,321	40.91	7,788,060	11,319,520	45.34
GREECE	1,956,872	2,497,118	27.61	4,342,338	6,426,445	48.00
DEMOCRATIC REPUBLIC OF THE	1,036,091	872,001	-15.84	2,410,655	2,075,758	-13.89
HUNGARY	15,213	49,459	225.11	38,386	162,052	322.16
POLAND	254,524	523,707	105.76	406,224	840,731	106.96
ROMANIA	643,949	1,208,373	87.65	1,109,752	2,590,030	133.39
BULGARIA	119,184	282,600	137.11	542,068	524,693	-3.21
YUGOSLAVIA	52,460	87,515	66.82	75,825	177,583	134.20
ALBANIA	330	164	-50.30	2,650	680	-74.34
AZERBAIJAN	0	105	-	0	170	-
KAZAKHSTAN	0	483	-	0	2,600	-
KYRGYZSTAN	2	119	5,850.00	37	324	775.68
UKRAINE	80,441	29,760	-63.00	263,637	87,360	-66.86
UZBEKISTAN	43,709	113,415	159.48	79,276	234,757	196.13
	360	490	36.11	5	10	100.00

TABEL 5. PERKEMBANGAN EKSPOR INDONESIA MENURUT KOMODITI DAN NEGARA TUJUAN

JENIS BARANG	BERAT BERSIH (KG)		PERUB %	NILAI FOB (US \$)		PERUB %
	JAN-MAR 2009	JAN-MAR 2010		JAN-MAR 2009	JAN-MAR 2010	
	(1)	(2)	(3)	(4)	(5)	(6)
LITHUANIA	26,042	169,252	549.92	49,925	359,425	619.93
LATVIA	66,665	74,381	11.57	171,858	198,164	15.31
ESTONIA	0	9,260	-	0	13,149	-
GEORGIA	0	487	-	0	1,455	-
CROATIA	28,154	13,151	-53.29	67,113	39,212	-41.57
BOSNIA AND HERZEGOVINA	0	18,000	-	0	21,454	-
MALTA	5	9,622	192,340.00	27	26,780	99,085.19
SLOVAKIA	1,162	0	-100.00	6,843	0	-100.00
SLOVENIA	195,940	15,939	-91.87	453,131	66,083	-85.42
CZECH REPUBLIC	71,026	54,988	-22.58	183,295	127,539	-30.42
RUSSIA FEDERATION	406,576	984,293	142.09	1,091,129	2,908,636	166.57
-BARANG DARI KARET	90,100,929	135,575,421	50.47	318,864,981	473,360,626	48.45
JAPAN	15,760,664	17,739,134	12.55	67,745,107	69,543,373	2.65
HONG KONG	667,318	902,424	35.23	3,383,630	4,242,653	25.39
KOREA, REPUBLIC OF	924,531	1,639,865	77.37	1,660,010	3,950,669	137.99
TAIWAN	647,938	1,273,616	96.56	2,008,041	4,004,796	99.44
CHINA	1,636,536	7,846,684	379.47	4,562,406	24,215,217	430.76
MONGOLIA	0	7,195	-	0	24,975	-
PAPUA NEW GUINEA	339,530	587,778	73.12	1,117,950	2,460,236	120.07
THAILAND	1,232,532	2,038,589	65.40	4,539,772	7,517,416	65.59
SINGAPORE	1,377,342	1,581,360	14.81	9,703,151	15,761,450	62.44
PHILIPPINES	2,970,103	5,709,721	92.24	6,884,651	15,824,035	129.85
MALAYSIA	4,723,396	5,685,477	20.37	10,854,122	17,114,489	57.68
MYANMAR (FORM. BURMA)	73,087	254,155	247.74	222,054	884,491	298.32
CAMBODIA	44,650	61,594	37.95	183,514	209,374	14.09
BRUNEI DARUSSALAM	108,513	93,654	-13.69	326,042	298,435	-8.47
LAO PEOPLE'S DEMOCRATIC RE	9,359	19,629	109.73	34,630	59,829	72.77
NEPAL	0	10,280	-	0	25,120	-
VIET NAM	438,459	1,658,418	278.24	1,726,953	3,850,870	122.99
MALDIVES	11,462	147,250	1,184.68	19,972	37,823	89.38
INDIA	301,076	406,606	35.05	811,682	1,516,835	86.88
PAKISTAN	525,419	733,094	39.53	1,064,350	2,160,927	103.03
BANGLADESH	496,105	713,836	43.89	1,139,493	1,631,873	43.21
SRI LANKA	339,547	600,784	76.94	933,547	1,691,428	81.18
AFGHANISTAN	40,387	55,487	37.39	114,902	163,183	42.02
IRAQ	94,621	58,732	-37.93	302,909	219,904	-27.40
IRAN (ISLAMIC REPUBLIC OF)	395,073	601,698	52.30	1,221,311	1,699,992	39.19
SAUDI ARABIA	4,357,502	5,504,339	26.32	14,301,943	17,101,354	19.57
ISRAEL	455,380	444,837	-2.32	1,306,115	1,272,822	-2.55
KUWAIT	53,868	100,642	86.83	159,429	431,346	170.56
JORDAN	170,675	328,974	92.75	448,193	971,491	116.76
LEBANON	478,389	481,823	0.72	1,661,957	1,657,006	-0.30
YEMEN	483,585	1,360,822	181.40	1,571,821	4,526,037	187.95
OMAN	80,603	136,846	69.78	262,829	424,617	61.56
SYRIA ARAB REPUBLIC	370,704	552,033	48.91	967,308	1,247,675	28.98
TURKEY	742,137	1,926,497	159.59	2,252,844	5,894,396	161.64
UNITED ARAB EMIRATES	4,957,771	5,312,900	7.16	15,021,909	16,861,276	12.24
QATAR	174,607	105,370	-39.65	644,116	314,748	-51.13
BAHRAIN	0	76,372	-	0	223,795	-
CYPRUS	16,274	39,540	142.96	60,084	226,167	276.42
EGYPT	505,139	2,017,939	299.48	1,390,391	5,892,438	323.80
LIBYAN ARAB JAMAHIRIYA	467,887	587,029	25.46	1,552,073	1,925,400	24.05
MOROCCO	79,518	102,282	28.63	293,073	335,761	14.57
TUNISIA	96,187	37,171	-61.36	138,220	129,703	-6.16
ALGERIA	85,771	146,520	70.83	283,713	261,904	-7.69
SUDAN	58,312	379,546	550.89	214,794	999,392	365.28
NAMIBIA	0	4,643	-	0	15,935	-
KENYA	103,500	105,319	1.76	253,682	340,588	34.26
REUNION	13,492	23,756	76.07	57,004	92,666	62.56
BOTSWANA	0	8,093	-	0	30,281	-
TOGO	4,937	146	-97.04	15,112	280	-98.15
GHANA	82,657	171,685	107.71	213,119	440,624	106.75
CAMEROON	6,107	0	-100.00	19,156	0	-100.00
NIGERIA	325,927	331,812	1.81	934,588	1,053,770	12.75
COTE D'IVOIRE	0	14,415	-	0	45,309	-
SENEGAL	33,346	29,713	-10.89	114,768	98,530	-14.15
SEYCHELLES	0	5,419	-	0	20,167	-
UGANDA	33,800	11,144	-67.03	50,926	18,453	-63.77
DJIBOUTI	10,883	0	-100.00	28,590	0	-100.00
SAO TOME AND PRINCIPE	507	0	-100.00	180	0	-100.00
SOUTH AFRICA	795,575	1,261,102	58.51	2,223,092	3,744,676	68.44
ZIMBABWE	0	12,925	-	0	59,925	-
MALAWI	0	28,240	-	0	57,750	-
MAURITIUS	85,394	157,882	84.89	257,705	477,928	85.46
AUSTRALIA	2,727,245	5,968,388	118.84	9,486,984	18,695,280	97.06
NEW ZEALAND	565,236	1,579,523	179.44	1,997,688	6,421,793	221.46
GUAM	0	5,085	-	0	16,809	-

TABEL 5. PERKEMBANGAN EKSPOR INDONESIA MENURUT KOMODITI DAN NEGARA TUJUAN

JENIS BARANG	BERAT BERSIH (KG)		PERUB %	NILAI FOB (US \$)		PERUB %
	JAN-MAR 2009	JAN-MAR 2010		JAN-MAR 2009	JAN-MAR 2010	
	(1)	(2)	(3)	(4)	(5)	(6)
NEW CALEDONIA	11,688	4,573	-60.87	41,809	17,798	-57.43
VANUATU	0	9,475	-	0	29,204	-
COOK ISLANDS	35	0	-100.00	384	0	-100.00
FIJI	44,721	23,718	-46.96	151,793	73,593	-51.52
SAMOA	0	5,165	-	0	16,177	-
SOLOMON ISLANDS	216	100	-53.70	790	268	-66.08
TONGA	0	46	-	0	600	-
EAST TIMOR	42,581	341,474	701.94	78,889	760,925	864.55
UNITED STATES	15,831,400	29,286,521	84.99	59,744,958	108,996,221	82.44
CANADA	717,299	914,621	27.51	2,677,129	3,264,171	21.93
MEXICO	407,879	579,842	42.16	984,056	1,568,454	59.39
GUATEMALA	25,394	84,334	232.10	73,679	272,710	270.13
HONDURAS	0	77,531	-	0	242,594	-
PANAMA	107,964	178,754	65.57	390,134	553,402	41.85
SURINAME	26,247	34,588	31.78	56,124	120,495	114.69
CHILE	46,987	116,902	148.80	118,105	288,087	143.92
VENEZUELA	115,921	25,523	-77.98	478,752	123,580	-74.19
ARGENTINA	266,470	374,697	40.62	591,910	979,646	65.51
BRAZIL	515,163	839,489	62.96	1,489,511	2,565,810	72.26
COLOMBIA	550,664	498,852	-9.41	1,243,959	1,030,545	-17.16
BOLIVIA	14,316	14,316	0.00	54,600	53,300	-2.38
URUGUAY	7,410	42,602	474.93	23,140	119,358	415.81
PARAGUAY	11,190	159,071	1,321.55	40,705	555,720	1,265.24
ECUADOR	36,180	39,082	8.02	133,359	152,358	14.25
PERU	148,998	251,238	68.62	350,000	621,622	77.61
TRINIDAD AND TOBAGO	37,698	10,496	-72.16	105,166	31,824	-69.74
JAMAICA	109,540	37,974	-65.33	345,571	125,621	-63.65
PUERTO RICO	164,105	270,582	64.88	475,610	906,667	90.63
DOMINICAN REPUBLIC	91,028	116,509	27.99	216,952	362,877	67.26
EL SALVADOR	52,260	55,357	5.93	125,975	161,492	28.19
COSTA RICA	82,609	88,999	7.74	263,807	255,165	-3.28
HAITI	4,734	11,462	142.12	14,886	38,909	161.38
BARBADOS	0	40,834	-	0	135,940	-
DOMINICA	9,969	0	-100.00	27,991	0	-100.00
FRENCH POLYNESIA	1	0	-100.00	2	0	-100.00
MARTINIQUE	0	17	-	0	176	-
GUADELOUPE	0	100	-	0	376	-
UNITED KINGDOM	3,554,872	3,676,016	3.41	10,634,929	11,378,787	6.99
NETHERLANDS	2,640,606	2,606,130	-1.31	7,687,483	8,485,756	10.38
FRANCE	924,574	921,169	-0.37	2,918,941	3,072,076	5.25
GERMANY, FED. REP. OF	4,581,025	4,982,039	8.75	23,874,450	24,006,780	0.55
AUSTRIA	282	807	186.17	20,211	70,396	248.31
BELGIUM	2,016,389	1,802,998	-10.58	6,372,284	5,953,769	-6.57
SWITZERLAND	80,636	46,223	-42.68	370,914	183,055	-50.65
LUXEMBOURG	871	125,780	14,340.87	521	443,901	85,101.73
DENMARK	225,277	231,797	2.89	572,457	641,499	12.06
NORWAY	26,501	358,637	1,253.30	117,217	1,124,941	859.71
SWEDEN	338,069	450,233	33.18	1,413,580	1,813,343	28.28
FINLAND	179,281	180,985	0.95	1,309,775	573,082	-56.25
IRELAND	319,097	113,134	-64.55	873,252	344,632	-60.53
ITALY	2,499,932	2,823,876	12.96	7,818,924	9,613,063	22.95
SPAIN	768,966	941,636	22.45	2,641,175	2,860,947	8.32
PORTUGAL	134,946	205,394	52.20	496,872	724,909	45.89
ICELAND	0	40,671	-	0	138,202	-
GREECE	240,659	310,849	29.17	816,226	1,173,475	43.77
HUNGARY	11,548	517	-95.52	34,035	575	-98.31
POLAND	91,311	267,062	192.48	381,271	1,015,962	166.47
ROMANIA	19,176	130,792	582.06	78,152	374,331	378.98
BULGARIA	22,629	8,988	-60.28	82,072	33,705	-58.93
AZERBAIJAN	9,504	4,307	-54.68	39,814	19,732	-50.44
UKRAINE	0	154,456	-	0	489,917	-
LITHUANIA	104,397	28,489	-72.71	351,501	107,483	-69.42
LATVIA	57,437	121,009	110.68	178,703	378,794	111.97
ESTONIA	0	459,715	-	0	1,424,898	-
GEORGIA	0	78,718	-	0	279,372	-
CROATIA	35,498	13,322	-62.47	103,984	59,495	-42.78
MALTA	5,550	0	-100.00	12,875	0	-100.00
SLOVAKIA	1,222	11	-99.10	24,886	274	-98.90
SLOVENIA	77,124	66,882	-13.28	281,595	240,916	-14.45
CZECH REPUBLIC	25,303	41,088	62.38	132,139	273,809	107.21
RUSSIA FEDERATION	47,017	59,015	25.52	181,392	195,580	7.82
-SHEET	16,589,032	12,610,993	-23.98	24,251,632	35,788,468	47.57
JAPAN	1,182,334	1,230,626	4.08	1,769,308	3,482,539	96.83
HONG KONG	281,784	36,612	-87.01	367,620	106,105	-71.14
KOREA, REPUBLIC OF	192,000	221,599	15.42	279,776	707,118	152.74
TAIWAN	1,197,303	2,947,264	146.16	1,631,430	8,527,609	422.71
CHINA	5,402,672	2,137,563	-60.44	7,274,826	5,985,034	-17.73

TABEL 5. PERKEMBANGAN EKSPOR INDONESIA MENURUT KOMODITI DAN NEGARA TUJUAN

JENIS BARANG	BERAT BERSIH (KG)		PERUB	NILAI FOB (US \$)		PERUB
	JAN-MAR 2009	JAN-MAR 2010	%	JAN-MAR 2009	JAN-MAR 2010	%
	(1)	(2)	(3)	(4)	(5)	(6)
SINGAPORE	1,157,685	541,314	-53.24	1,563,939	1,567,067	0.20
MALAYSIA	60,480	40,320	-33.33	110,048	137,894	25.30
VIET NAM	943,342	0	-100.00	1,176,364	0	-100.00
INDIA	729,304	603,078	-17.31	1,033,535	1,741,974	68.55
TURKEY	95,746	76,800	-19.79	175,033	219,744	25.54
UNITED ARAB EMIRATES	0	73,222	-	0	198,172	-
ALGERIA	40,320	0	-100.00	47,174	0	-100.00
SOUTH AFRICA	57,600	76,800	33.33	86,256	227,661	163.94
UNITED STATES	2,278,074	2,574,477	13.01	3,812,682	6,900,457	80.99
CANADA	280,319	0	-100.00	520,162	0	-100.00
MEXICO	20,160	0	-100.00	59,875	0	-100.00
CHILE	20,160	0	-100.00	23,587	0	-100.00
ARGENTINA	76,932	0	-100.00	101,862	0	-100.00
BRAZIL	95,999	318,418	231.69	147,216	906,580	515.82
COLOMBIA	2,400	0	-100.00	3,480	0	-100.00
NETHERLANDS	97,680	700,815	617.46	195,966	2,088,407	965.70
FRANCE	464,819	121,147	-73.94	669,864	352,387	-47.39
GERMANY, FED. REP. OF	394,560	312,000	-20.92	724,649	928,877	28.18
AUSTRIA	2	0	-100.00	37	0	-100.00
BELGIUM	268,798	40,320	-85.00	430,254	112,090	-73.95
ITALY	120,960	221,760	83.33	180,533	660,038	265.61
SPAIN	528,836	0	-100.00	767,152	0	-100.00
GREECE	40,320	0	-100.00	54,230	0	-100.00
POLAND	101,520	0	-100.00	183,193	0	-100.00
BELARUS	73,224	0	-100.00	102,422	0	-100.00
UKRAINE	40,320	0	-100.00	122,170	0	-100.00
LITHUANIA	109,836	0	-100.00	160,727	0	-100.00
ESTONIA	0	20,160	-	0	58,061	-
SLOVENIA	19,200	38,400	100.00	27,840	113,952	309.31
RUSSIA FEDERATION	214,343	278,298	29.84	448,422	766,702	70.98
-CRUMB RUBBER	412,485,144	491,457,153	19.15	570,645,611	1,408,058,705	146.75
JAPAN	63,523,668	65,791,017	3.57	84,801,894	186,465,458	119.88
HONG KONG	423,359	0	-100.00	544,272	0	-100.00
KOREA, REPUBLIC OF	21,841,680	15,693,888	-28.15	29,709,557	44,166,047	48.66
TAIWAN	2,661,118	4,052,157	52.27	3,578,058	11,572,605	223.43
CHINA	110,684,466	87,517,264	-20.93	148,846,784	258,654,148	73.77
SINGAPORE	18,295,335	30,133,738	64.71	23,695,502	83,560,436	252.64
PHILIPPINES	1,512,000	1,491,840	-1.33	1,948,464	4,320,842	121.76
MALAYSIA	4,094,469	1,997,520	-51.21	5,251,787	5,996,586	14.18
VIET NAM	5,074,573	2,636,760	-48.04	6,588,768	7,450,534	13.08
INDIA	7,298,018	10,563,839	44.75	9,856,654	30,493,876	209.37
PAKISTAN	745,917	584,638	-21.62	962,870	1,638,500	70.17
SRI LANKA	302,400	105,840	-65.00	551,115	324,781	-41.07
IRAN (ISLAMIC REPUBLIC OF)	705,599	2,974,859	321.61	1,074,206	8,078,241	652.02
ISRAEL	40,320	181,440	350.00	47,451	562,658	1,085.77
TURKEY	4,596,478	9,322,358	102.82	6,725,500	26,880,922	299.69
UNITED ARAB EMIRATES	403,200	221,760	-45.00	491,061	606,532	23.51
EGYPT	1,431,360	1,411,200	-1.41	1,898,132	4,199,702	121.25
TUNISIA	0	20,160	-	0	42,538	-
TANZANIA, UNITED REPUBLIC OF	0	20,160	-	0	46,771	-
KENYA	262,080	423,360	61.54	368,895	1,297,536	251.74
CENTRAL AFRICAN REPUBLIC	0	100,800	-	0	304,950	-
SOUTH AFRICA	6,249,599	7,047,358	12.76	9,102,806	20,262,078	122.59
AUSTRALIA	1,814,400	1,391,040	-23.33	2,332,009	3,868,618	65.89
NEW ZEALAND	80,640	0	-100.00	105,050	0	-100.00
EAST TIMOR	189,000	0	-100.00	239,558	0	-100.00
UNITED STATES	93,914,191	117,101,797	24.69	138,970,736	328,627,787	136.47
CANADA	10,265,643	15,700,433	52.94	14,600,461	45,495,755	211.60
MEXICO	1,780,800	2,974,720	67.04	2,464,828	8,544,870	246.67
PANAMA	0	20,160	-	0	55,041	-
CHILE	0	846,720	-	0	2,412,029	-
VENEZUELA	866,879	826,560	-4.65	1,208,444	2,310,726	91.21
ARGENTINA	4,102,979	5,230,679	27.48	5,882,918	14,846,671	152.37
BRAZIL	6,051,360	24,882,736	311.19	8,126,983	72,478,051	791.82
COLOMBIA	2,819,878	2,217,600	-21.36	4,190,929	6,474,577	54.49
ECUADOR	1,270,080	1,229,760	-3.17	1,939,151	3,514,504	81.24
PERU	0	584,640	-	0	1,633,204	-
COSTA RICA	483,840	604,800	25.00	630,395	1,680,930	166.65
UNITED KINGDOM	2,078,998	6,328,699	204.41	3,073,253	18,481,884	501.38
NETHERLANDS	5,145,189	12,612,591	145.13	6,932,035	36,751,387	430.17
FRANCE	2,512,437	11,211,470	346.24	3,557,258	32,900,674	824.89
GERMANY, FED. REP. OF	7,197,119	14,038,915	95.06	10,269,798	40,303,485	292.45
BELGIUM	3,366,719	2,298,240	-31.74	4,383,047	6,629,734	51.26
LUXEMBOURG	1,229,760	1,451,520	18.03	1,534,580	4,092,122	166.66
SWEDEN	60,480	141,120	133.33	80,935	432,561	434.45
FINLAND	40,320	1,330,560	3,200.00	52,081	3,983,667	7,548.98
IRELAND	0	136,080	-	0	402,990	-

TABEL 5. PERKEMBANGAN EKSPOR INDONESIA MENURUT KOMODITI DAN NEGARA TUJUAN

JENIS BARANG	BERAT BERSIH (KG)		PERUB %	NILAI FOB (US \$)		PERUB %
	JAN-MAR 2009	JAN-MAR 2010		JAN-MAR 2009	JAN-MAR 2010	
(1)	(2)	(3)	(4)	(5)	(6)	(7)
ITALY	1,531,740	3,470,878	126.60	2,355,852	10,621,955	350.88
SPAIN	4,193,274	8,004,356	90.89	5,959,152	23,209,549	289.48
VATICAN CITY STATE (HOLY SEE)	0	80,640	-	0	231,033	-
HUNGARY	2,081,520	735,839	-64.65	2,695,765	2,118,493	-21.41
POLAND	1,897,560	4,291,557	126.16	2,591,274	12,434,463	379.86
ROMANIA	1,169,280	3,190,319	172.84	1,671,600	9,234,592	452.44
BULGARIA	680,400	997,920	46.67	876,431	2,938,262	235.25
UKRAINE	0	100,800	-	0	313,337	-
LITHUANIA	3,548,159	1,391,040	-60.80	5,022,158	3,798,201	-24.37
SLOVENIA	1,854,720	2,982,488	60.81	2,681,680	8,204,233	205.94
RUSSIA FEDERATION	112,140	758,520	576.40	173,474	2,107,579	1,114.93
-CREPE	8,050,033	13,269,317	64.84	11,628,751	38,036,739	227.09
JAPAN	211,200	332,156	57.27	314,748	939,150	198.38
KOREA, REPUBLIC OF	17,640	0	-100.00	21,263	0	-100.00
TAIWAN	40,320	20,159	-50.00	58,061	47,174	-18.75
CHINA	803,519	908,820	13.10	1,068,348	2,435,577	127.98
SINGAPORE	100,800	60,480	-40.00	139,104	176,677	27.01
PHILIPPINES	20,160	38,466	90.80	23,392	127,185	443.71
MALAYSIA	423,260	60,480	-85.71	576,946	181,843	-68.48
VIET NAM	1,102,080	221,759	-79.88	1,579,840	639,554	-59.52
INDIA	40,320	0	-100.00	58,716	0	-100.00
PAKISTAN	100,800	0	-100.00	117,428	0	-100.00
TURKEY	80,640	20,160	-75.00	92,316	62,879	-31.89
UNITED ARAB EMIRATES	0	302,400	-	0	862,104	-
SOUTH AFRICA	20,160	0	-100.00	27,000	0	-100.00
AUSTRALIA	60,480	0	-100.00	85,334	0	-100.00
UNITED STATES	3,073,134	8,138,197	164.82	4,415,477	23,387,022	429.66
CANADA	544,320	525,280	-3.50	846,904	1,635,083	93.07
MEXICO	60,480	141,120	133.33	111,938	434,146	287.85
CHILE	0	20,160	-	0	54,835	-
ARGENTINA	100,800	60,480	-40.00	140,339	191,117	36.18
BRAZIL	40,320	201,600	400.00	58,716	642,852	994.85
UNITED KINGDOM	0	161,280	-	0	510,552	-
FRANCE	80,640	120,960	50.00	120,235	337,620	180.80
GERMANY, FED. REP. OF	0	463,680	-	0	1,286,711	-
BELGIUM	0	40,320	-	0	126,000	-
ITALY	967,680	1,189,440	22.92	1,539,106	3,251,244	111.24
SPAIN	141,120	141,120	0.00	203,522	390,035	91.64
GREECE	20,160	100,800	400.00	30,018	317,379	957.30
-BUNGKIL KELAPA	19,458,198	30,620,128	57.36	3,393,371	3,299,775	-2.76
JAPAN	369,800	199,880	-45.95	60,416	35,479	-41.28
KOREA, REPUBLIC OF	14,852,500	12,935,000	-12.91	2,351,538	1,229,000	-47.74
TAIWAN	595,050	80,300	-86.51	117,329	12,292	-89.52
CHINA	103,460	6,168,000	5,861.72	28,189	514,144	1,723.92
SINGAPORE	498,202	592,001	18.83	202,290	237,287	17.30
MALAYSIA	1	51,318	5,131,700.00	2	8,773	438,550.00
INDIA	0	4,935,000	-	0	616,875	-
SAUDI ARABIA	4,250	0	-100.00	3,500	0	-100.00
UNITED ARAB EMIRATES	1	0	-100.00	3	0	-100.00
AUSTRALIA	36,960	189,675	413.19	7,045	28,645	306.60
UNITED STATES	41,774	0	-100.00	30,937	0	-100.00
UNITED KINGDOM	17,360	80,000	360.83	4,348	16,560	280.86
NETHERLANDS	2,938,840	5,388,954	83.37	587,774	600,720	2.20
-DEDAK/BEKATUL	75,824,590	89,021,639	17.40	9,865,237	15,061,817	52.68
JAPAN	13,083,940	14,699,860	12.35	1,727,794	2,531,001	46.49
KOREA, REPUBLIC OF	5,692,000	51,148,070	798.60	686,040	8,041,972	1,072.23
TAIWAN	23,920	12,000	-49.83	1,665	2,052	23.24
SINGAPORE	0	237,800	-	0	29,449	-
PHILIPPINES	23,925,000	0	-100.00	3,069,825	0	-100.00
VIET NAM	33,099,730	22,806,410	-31.10	4,379,913	4,406,431	0.61
EAST TIMOR	0	117,499	-	0	50,912	-
-LAINNYA	659,370,200	582,167,735	-11.71	42,414,485	39,778,577	-6.21
JAPAN	5,140,573	17,673,086	243.80	1,503,345	2,502,416	66.46
HONG KONG	0	60	-	0	538	-
KOREA, REPUBLIC OF	55,442,114	50,487,775	-8.94	4,528,414	3,140,322	-30.65
TAIWAN	186,480	444,470	138.35	99,032	182,785	84.57
CHINA	6,212,021	12,413,825	99.84	466,927	1,487,923	218.66
THAILAND	22,704,086	9,846,387	-56.63	1,889,783	551,688	-70.81
SINGAPORE	21,282,116	6,251,012	-70.63	1,011,191	660,677	-34.66
PHILIPPINES	24,136,110	20,000	-99.92	1,098,938	23,296	-97.88
MALAYSIA	2,002,843	1,185,802	-40.79	1,255,383	236,233	-81.18
BRUNEI DARUSSALAM	38,995	39,493	1.28	36,019	39,149	8.69
VIET NAM	34,716,760	33,375,078	-3.86	3,332,655	2,209,440	-33.70
INDIA	686,000	4,340,023	532.66	108,785	524,635	382.27

TABEL 5. PERKEMBANGAN EKSPOR INDONESIA MENURUT KOMODITI DAN NEGARA TUJUAN

JENIS BARANG	BERAT BERSIH (KG)		PERUB %	NILAI FOB (US \$)		PERUB %
	JAN-MAR 2009	JAN-MAR 2010		JAN-MAR 2009	JAN-MAR 2010	
	(1)	(2)	(3)	(4)	(5)	(6)
PAKISTAN	0	17,979,679	-	0	954,526	-
BANGLADESH	215,000	200,000	-6.98	50,515	97,625	93.26
SRI LANKA	306,000	393,750	28.68	351,168	300,190	-14.52
SAUDI ARABIA	1,120	130,745	11,573.66	804	141,634	17,516.17
GHANA	0	36,600	-	0	24,720	-
NIGERIA	200,000	199,050	-0.48	118,000	143,321	21.46
SOUTH AFRICA	0	18,000,000	-	0	972,000	-
AUSTRALIA	23,924,133	441,832	-98.15	1,881,698	623,928	-66.84
NEW ZEALAND	113,611,879	180,480,419	58.86	4,784,029	11,594,192	142.35
GUAM	0	200	-	0	5,280	-
EAST TIMOR	167	5,460	3,169.46	116	5,246	4,422.41
UNITED STATES	3,199	5,859	83.15	55,216	98,275	77.98
NETHERLANDS	269,832,602	186,467,131	-30.90	15,669,803	11,123,138	-29.02
FRANCE	680,000	0	-100.00	137,440	0	-100.00
GERMANY, FED. REP. OF	26,248,002	950,000	-96.38	1,420,024	57,000	-95.99
IRELAND	0	12,500,000	-	0	487,500	-
ITALY	51,800,000	0	-100.00	2,615,200	0	-100.00
POLAND	0	28,299,999	-	0	1,590,900	-
-MINYAK ATSIRI LAINNYA	868,699	1,143,704	31.66	18,860,409	28,275,286	49.92
JAPAN	4,610	12,838	178.48	196,609	244,900	24.56
HONG KONG	8,246	437	-94.70	45,158	2,396	-94.69
KOREA, REPUBLIC OF	6,519	205	-96.86	16,568	13,765	-16.92
TAIWAN	275	15,339	5,477.82	8,015	17,144	113.90
CHINA	14,178	14,955	5.48	177,182	258,867	46.10
THAILAND	1,421	1,369	-3.66	30,145	43,776	45.22
SINGAPORE	252,300	287,348	13.89	4,173,388	5,660,307	35.63
PHILIPPINES	1,588	4,170	162.59	27,041	64,829	139.74
MALAYSIA	548	3,022	451.46	19,438	50,563	160.12
VIET NAM	44	0	-100.00	2,703	0	-100.00
MALDIVES	581	13	-97.76	15,073	72	-99.52
INDIA	126,744	150,955	19.10	2,060,347	3,398,760	64.96
PAKISTAN	698	150	-78.51	26,820	17,050	-36.43
SRI LANKA	21	50	138.10	1,932	105	-94.57
LEBANON	0	65	-	0	480	-
TURKEY	12,240	14,400	17.65	127,784	153,800	20.36
UNITED ARAB EMIRATES	43,046	4,250	-90.13	1,223,530	184,700	-84.90
BAHRAIN	0	400	-	0	22,830	-
SOUTH AFRICA	0	1,185	-	0	14,645	-
AUSTRALIA	491	460	-6.31	6,241	5,245	-15.96
NEW ZEALAND	150	0	-100.00	2,079	0	-100.00
EAST TIMOR	0	365	-	0	51	-
UNITED STATES	160,758	216,204	34.49	3,330,961	5,494,978	64.97
CANADA	723	4,236	485.89	8,507	84,533	893.69
MEXICO	10,874	2,935	-73.01	105,728	42,420	-59.88
ARGENTINA	0	1,042	-	0	17,890	-
BRAZIL	4,466	8,525	90.89	55,227	131,100	137.38
COLOMBIA	0	1,400	-	0	14,350	-
UNITED KINGDOM	23,964	24,534	2.38	812,699	742,342	-8.66
NETHERLANDS	75,453	62,799	-16.77	3,070,101	1,506,917	-50.92
FRANCE	50,345	97,526	93.72	1,422,382	2,715,578	90.92
GERMANY, FED. REP. OF	32,214	46,490	44.32	1,058,509	1,936,238	82.92
BELGIUM	0	3,807	-	0	121,080	-
SWITZERLAND	3,277	61,545	1,778.09	60,832	2,452,883	3,932.22
IRELAND	1	0	-100.00	125	0	-100.00
ITALY	10,225	20,999	105.37	136,307	227,102	66.61
SPAIN	22,699	79,686	251.06	638,978	2,633,590	312.16
-WANGI-WANGIAN DARI MINYAK	15,332,169	18,976,264	23.77	58,151,109	73,851,364	27.00
JAPAN	674,090	820,424	21.71	3,441,922	4,011,296	16.54
HONG KONG	424,557	443,765	4.52	4,944,312	6,648,172	34.46
KOREA, REPUBLIC OF	45,776	54,357	18.75	438,388	551,652	25.84
TAIWAN	1,035,517	1,072,302	3.55	1,092,170	1,510,388	38.29
CHINA	123,553	362,746	193.60	586,858	1,557,908	165.47
MONGOLIA	0	6,562	-	0	14,854	-
PAPUA NEW GUINEA	72,138	124,469	72.54	210,740	290,322	37.76
THAILAND	1,778,316	2,059,608	15.82	9,968,527	11,558,967	15.95
SINGAPORE	812,871	746,933	-8.11	4,743,734	6,817,803	43.72
PHILIPPINES	1,412,504	2,323,627	64.50	6,223,701	9,506,049	52.74
MALAYSIA	2,285,603	2,406,082	5.27	7,320,265	7,204,102	-1.59
MYANMAR (FORM. BURMA)	18,815	11,846	-37.04	109,596	88,821	-18.96
CAMBODIA	0	8,862	-	0	37,752	-
BRUNEI DARUSSALAM	104,041	138,203	32.84	463,526	684,002	47.56
VIET NAM	266,740	372,724	39.73	2,155,586	3,002,717	39.30
MALDIVES	81,660	163,650	100.40	181,152	341,474	88.50
INDIA	377,822	466,911	23.58	960,486	1,188,565	23.75
PAKISTAN	195,986	347,928	77.53	750,110	1,414,970	88.64
BANGLADESH	48,363	49,416	2.18	135,704	124,491	-8.26

TABEL 5. PERKEMBANGAN EKSPOR INDONESIA MENURUT KOMODITI DAN NEGARA TUJUAN

JENIS BARANG	BERAT BERSIH (KG)		PERUB %	NILAI FOB (US \$)		PERUB %
	JAN-MAR 2009	JAN-MAR 2010		JAN-MAR 2009	JAN-MAR 2010	
	(1)	(2)	(3)	(4)	(5)	(6)
SRI LANKA	31,207	75,769	142.79	84,733	301,975	256.38
AFGHANISTAN	0	36,270	-	0	68,023	-
IRAN (ISLAMIC REPUBLIC OF)	60,134	144,913	140.98	176,904	404,658	128.74
SAUDI ARABIA	319,215	80,452	-74.80	409,553	174,175	-57.47
KUWAIT	3,094	1,731	-44.05	27,785	40,119	44.39
JORDAN	4,089	12,570	207.41	16,454	23,044	40.05
LEBANON	997	337	-66.20	1,430	1,130	-20.98
YEMEN	339,907	349,454	2.81	715,633	714,300	-0.19
SYRIA ARAB REPUBLIC	0	8,288	-	0	47,162	-
TURKEY	43	569	1,223.26	2	25,927	1,296,250.00
UNITED ARAB EMIRATES	2,286,611	2,934,067	28.32	6,795,627	7,469,155	9.31
QATAR	4,191	1,344	-67.93	36,710	3,735	-89.83
CYPRUS	8,540	1,756	-79.44	29,151	40,635	39.39
EGYPT	11,267	17,273	53.31	62,054	113,496	82.90
LIBYAN ARAB JAMAHIRIYA	78,327	85,170	8.74	276,590	289,521	4.68
MOROCCO	3,143	6,533	107.86	42,230	47,072	11.47
SUDAN	16,040	104,096	548.98	50,687	412,721	714.25
NAMIBIA	25,200	37,800	50.00	42,193	66,203	56.91
ETHIOPIA	19	14,078	73,994.74	10	23,436	234,260.00
TANZANIA, UNITED REPUBLIC OF	155,080	119,532	-22.92	293,190	288,364	-1.65
MADAGASCAR	26,086	21,375	-18.06	9,492	6,145	-35.26
KENYA	424,356	382,177	-9.94	823,737	713,331	-13.40
REUNION	328	3,521	973.48	731	2,377	225.17
MOZAMBIQUE	0	11,880	-	0	38,775	-
EQUATORIAL GUINEA	5,109	3,117	-38.99	9,033	2,851	-68.44
TOGO	8,110	8,011	-1.22	46,535	20,700	-55.52
GHANA	129,764	139,629	7.60	319,615	443,908	38.89
LIBERIA	1,346	0	-100.00	1,596	0	-100.00
GUINEA	0	2,993	-	0	6,738	-
ANGOLA	100,800	37,800	-62.50	166,250	66,203	-60.18
CONGO	0	147	-	0	190	-
CAMEROON	0	108	-	0	146	-
NIGERIA	104,340	537,120	414.78	282,038	944,586	234.91
SIERRA LEONE	0	5,097	-	0	8,000	-
GABON	6,803	0	-100.00	12,858	0	-100.00
COTE D'IVOIRE	0	4,138	-	0	15,850	-
SENEGAL	120,889	129,203	6.88	99,538	88,581	-11.01
BENIN	175,614	61,992	-64.70	404,656	164,714	-59.30
BURKINA FASO	0	5,341	-	0	7,297	-
GAMBIA	3,584	1,241	-65.37	7,987	3,920	-50.92
SEYCHELLES	5,826	13,240	127.26	19,731	29,501	49.52
UGANDA	0	256,042	-	0	519,056	-
DJIBOUTI	62,400	87,016	39.45	112,979	116,739	3.33
SOUTH AFRICA	35,311	14,159	-59.90	172,595	109,103	-36.79
ZIMBABWE	0	14,303	-	0	26,100	-
COMOROS	0	1,617	-	0	3,900	-
MAURITIUS	59,899	58,251	-2.75	153,687	170,182	10.73
AUSTRALIA	24,902	68,790	176.24	80,626	300,909	273.22
NEW ZEALAND	7,112	15,921	123.86	45,409	45,664	0.56
MICRONESIA, FEDERATED STAT	0	363	-	0	390	-
GUAM	745	229	-69.26	1,410	6,528	362.98
NEW CALEDONIA	287	633	120.56	327	1,308	300.00
NORTHERN MARIANA ISLANDS	3,162	3,519	11.29	8,158	19,081	133.89
VANUATU	6,665	27,561	313.52	9,347	39,488	322.47
WALLIS AND FUTUNA ISLANDS	0	2,506	-	0	6,677	-
COOK ISLANDS	244	0	-100.00	220	0	-100.00
FIJI	19,813	36,078	82.09	66,583	132,489	98.98
KIRIBATI	3,992	8,915	123.32	16,090	17,883	11.14
SAMOA	6,492	10,434	60.72	11,827	23,200	96.16
SOLOMON ISLANDS	1,768	3,072	73.76	4,777	6,232	30.46
TONGA	11,935	20,340	70.42	13,979	23,990	71.61
TUVALU	0	648	-	0	659	-
EAST TIMOR	411,305	438,542	6.62	563,504	645,569	14.56
UNITED STATES	92,298	87,357	-5.35	340,231	269,563	-20.77
CANADA	2,932	2,226	-24.08	2,176	2,543	16.87
MEXICO	2,082	25	-98.80	97,867	614	-99.37
SURINAME	0	10,337	-	0	20,494	-
CHILE	0	138	-	0	140	-
ARGENTINA	224	26	-88.39	2,022	1,484	-26.61
BRAZIL	100	52	-48.00	630	94	-85.08
TRINIDAD AND TOBAGO	0	71	-	0	192	-
PUERTO RICO	21	0	-100.00	128	0	-100.00
BELIZE	5,359	8,070	50.59	31,238	10,340	-66.90
DOMINICAN REPUBLIC	53	0	-100.00	66	0	-100.00
HAITI	0	25,200	-	0	44,135	-
BARBADOS	1,451	2,350	61.96	2,418	3,535	46.20
BERMUDA	26	0	-100.00	77	0	-100.00
FRENCH POLYNESIA	0	24	-	0	114	-

TABEL 5. PERKEMBANGAN EKSPOR INDONESIA MENURUT KOMODITI DAN NEGARA TUJUAN

JENIS BARANG	BERAT BERSIH (KG)		PERUB %	NILAI FOB (US \$)		PERUB %	
	JAN-MAR 2009	JAN-MAR 2010		JAN-MAR 2009	JAN-MAR 2010		
	(1)	(2)	(3)	(4)	(5)	(6)	(7)
MARTINIQUE		422	501	18.72	576	768	33.33
NETHERLANDS ANTILLES		0	69	-	0	56	-
GUADELOUPE		0	731	-	0	984	-
UNITED KINGDOM		100,095	100,093	0.00	416,653	357,938	-14.09
NETHERLANDS		79,110	10,854	-86.28	190,850	28,528	-85.05
FRANCE		65,282	117,119	79.40	531,735	740,201	39.20
GERMANY, FED. REP. OF		590	3,988	575.93	2,682	24,663	819.57
AUSTRIA		0	7	-	0	26	-
BELGIUM		16,648	22,654	36.08	37,540	42,106	12.16
SWITZERLAND		460	50	-89.13	8,507	100	-98.82
DENMARK		9	9	0.00	37	115	210.81
NORWAY		0	1,717	-	0	10,171	-
SWEDEN		601	577	-3.99	2,845	1,728	-39.26
ITALY		46,221	43,590	-5.69	91,643	84,789	-7.48
SPAIN		4,265	356	-91.65	58,370	5,390	-90.77
PORTUGAL		0	21,498	-	0	27,480	-
MONTSEERRAT		5,929	0	-100.00	8,415	0	-100.00
GREECE		12,089	14,532	20.21	30,851	37,422	21.30
DEMOCRATIC REPUBLIC OF THE		21,018	10,229	-51.33	30,160	21,596	-28.40
ROMANIA		199	75	-62.31	5,426	1,795	-66.92
BULGARIA		106	0	-100.00	245	0	-100.00
UKRAINE		0	4,917	-	0	120,563	-
LITHUANIA		0	545	-	0	381	-
MALTA		0	5,500	-	0	7,227	-
CZECH REPUBLIC		136	80	-41.18	4,693	6,784	44.56
RUSSIA FEDERATION		0	31,211	-	0	89,189	-
ROTAN OLAHAN		8,289,787	9,337,768	12.64	8,313,917	9,078,950	9.20
JAPAN		25,356	5,958	-76.50	35,990	6,235	-82.68
HONG KONG		271,227	137,139	-49.44	284,860	151,985	-46.65
KOREA, REPUBLIC OF		128	33,064	25,731.25	1,352	25,644	1,796.75
TAIWAN		106,077	14,590	-86.25	53,958	20,846	-61.37
CHINA		6,271,496	7,602,952	21.23	5,717,522	7,097,456	24.14
THAILAND		219,957	293,574	33.47	207,358	277,461	33.81
SINGAPORE		616,662	549,313	-10.92	729,499	650,722	-10.80
MALAYSIA		267,314	233,219	-12.75	292,862	227,266	-22.40
INDIA		124,189	68,100	-45.16	121,581	75,012	-38.30
SRI LANKA		9,499	31,724	233.97	15,034	48,456	222.31
IRAN (ISLAMIC REPUBLIC OF)		0	554	-	0	2,499	-
SAUDI ARABIA		54,622	95,050	74.01	23,068	30,482	32.14
KUWAIT		18,771	2,207	-88.24	14,900	2,700	-81.88
JORDAN		28,942	7,200	-75.12	31,786	9,360	-70.55
LEBANON		2,097	0	-100.00	2,750	0	-100.00
SYRIA ARAB REPUBLIC		4,812	17,248	258.44	2,391	16,535	591.55
TURKEY		20,448	0	-100.00	41,255	0	-100.00
UNITED ARAB EMIRATES		590	15,700	2,561.02	4,992	7,250	45.23
CYPRUS		5,178	0	-100.00	23,332	0	-100.00
EGYPT		0	55,520	-	0	50,099	-
MOROCCO		6,299	0	-100.00	16,253	0	-100.00
SOUTH AFRICA		29,328	158	-99.46	30,939	868	-97.19
AUSTRALIA		15,298	1,575	-89.70	66,232	1,670	-97.48
NEW ZEALAND		3,000	6,567	118.90	6,330	18,198	187.49
GUAM		86	0	-100.00	933	0	-100.00
VANUATU		0	762	-	0	1,521	-
EAST TIMOR		0	2,085	-	0	6,992	-
UNITED STATES		17,317	35,879	107.19	95,606	87,297	-8.69
CANADA		1,423	696	-51.09	7,301	364	-95.01
CHILE		917	0	-100.00	6,590	0	-100.00
ARGENTINA		346	529	52.89	628	913	45.38
BAHAMAS		0	621	-	0	484	-
DOMINICAN REPUBLIC		0	11,110	-	0	41,150	-
GRENADA		0	5,480	-	0	3,189	-
UNITED KINGDOM		1,411	4,857	244.22	7,997	7,712	-3.56
NETHERLANDS		3,076	2,095	-31.89	23,911	6,559	-72.57
FRANCE		8,062	14,386	78.44	17,466	17,423	-0.25
GERMANY, FED. REP. OF		75,670	63,716	-15.80	181,211	155,258	-14.32
BELGIUM		365	2,657	627.95	522	2,415	362.64
SWITZERLAND		291	0	-100.00	2,592	0	-100.00
DENMARK		169	0	-100.00	466	0	-100.00
NORWAY		99	3	-96.97	1,536	15	-99.02
FINLAND		3,913	8,000	104.45	169	7,200	4,160.36
ITALY		4,453	509	-88.57	39,918	100	-99.75
SPAIN		23,709	8,559	-63.90	47,517	14,827	-68.80
GREECE		145	9	-93.79	1,142	129	-88.70
HUNGARY		7	30	328.57	16	177	1,006.25
UKRAINE		21,384	0	-100.00	79,239	0	-100.00
SLOVAKIA		5,824	0	-100.00	16,601	0	-100.00
SLOVENIA		0	3	-	0	30	-

TABEL 5. PERKEMBANGAN EKSPOR INDONESIA MENURUT KOMODITI DAN NEGARA TUJUAN

JENIS BARANG	BERAT BERSIH (KG)		PERUB %	NILAI FOB (US \$)		PERUB %
	JAN-MAR 2009	JAN-MAR 2010		JAN-MAR 2009	JAN-MAR 2010	
	(1)	(2)	(3)	(4)	(5)	(6)
CZECH REPUBLIC	5,328	4,017	-24.61	5,134	2,985	-41.86
RUSSIA FEDERATION	14,502	353	-97.57	53,178	1,466	-97.24
-MINYAK KELAPA SAWIT	3,440,988,698	3,121,456,434	-9.29	1,724,709,823	2,248,660,409	30.38
JAPAN	2,174,009	10,219,536	370.08	1,531,385	8,160,090	432.86
HONG KONG	0	33,644	-	0	40,372	-
KOREA, REPUBLIC OF	44,040	5,649,925	12,729.08	33,976	3,991,146	11,646.96
TAIWAN	105,572	640,430	506.63	80,656	554,994	588.10
CHINA	572,042,100	325,904,383	-43.03	274,775,262	235,293,326	-14.37
PAPUA NEW GUINEA	764,074	261,662	-65.75	679,269	285,710	-57.94
THAILAND	1,900,000	0	-100.00	807,500	0	-100.00
SINGAPORE	159,124,835	158,666,526	-0.29	75,290,888	110,806,287	47.17
PHILIPPINES	3,192,868	3,669,504	14.93	4,269,131	3,674,845	-13.92
MALAYSIA	104,589,658	278,431,261	166.21	48,775,182	194,272,397	298.30
MYANMAR (FORM. BURMA)	33,648,953	21,499,360	-36.11	17,538,927	16,419,316	-6.38
CAMBODIA	103,830	129,780	24.99	71,954	114,784	59.52
BRUNEI DARUSSALAM	140,515	138,236	-1.62	152,658	142,525	-6.64
VIET NAM	50,679,767	34,125,013	-32.67	25,850,482	25,376,174	-1.83
MALDIVES	301,786	191,819	-36.44	267,193	203,926	-23.68
INDIA	1,285,701,753	1,039,279,069	-19.17	651,186,329	745,104,894	14.42
PAKISTAN	57,490,048	23,842,526	-58.53	32,086,401	16,890,183	-47.36
BANGLADESH	144,454,196	151,288,574	4.73	81,579,713	115,321,816	41.36
SRI LANKA	1,500,000	7,725,622	415.04	690,000	5,710,669	727.63
AFGHANISTAN	357,696	6,696,687	1,772.17	249,570	6,135,764	2,358.53
IRAN (ISLAMIC REPUBLIC OF)	12,901,380	60,157,884	366.29	7,345,573	43,622,664	493.86
SAUDI ARABIA	34,162,980	28,305,748	-17.14	20,809,454	20,245,688	-2.71
ISRAEL	77,760	140,000	80.04	53,849	107,297	99.26
JORDAN	17,005,120	0	-100.00	9,500,516	0	-100.00
YEMEN	5,588,019	2,202,367	-60.59	3,571,450	2,030,258	-43.15
OMAN	0	5,598,000	-	0	4,310,460	-
TURKEY	3,210,000	13,730,765	327.75	1,709,530	9,743,264	469.94
UNITED ARAB EMIRATES	14,733,696	7,834,599	-46.83	8,821,616	5,904,647	-33.07
BAHRAIN	20,120	0	-100.00	14,094	0	-100.00
EGYPT	90,440,849	86,389,767	-4.48	48,032,714	65,648,218	36.67
MOROCCO	0	3,000,000	-	0	2,332,500	-
TUNISIA	4,999,904	14,109,819	182.20	2,844,945	10,642,702	274.09
ALGERIA	9,214,936	14,881,622	61.49	4,402,933	11,339,876	157.55
SUDAN	20,120	0	-100.00	15,502	0	-100.00
NAMIBIA	0	236,581	-	0	232,184	-
TANZANIA, UNITED REPUBLIC OF	8,699,966	1,861,106	-78.61	4,019,115	1,466,901	-63.50
SOMALIA	0	588,713	-	0	542,409	-
KENYA	0	2,206,260	-	0	1,978,694	-
TOGO	139,466	386,325	177.00	158,413	332,119	109.65
GHANA	2,042,123	4,227,964	107.04	1,415,433	3,919,687	176.92
LIBERIA	18,130	92,290	409.05	15,569	84,204	440.84
GUINEA	0	16,109,580	-	0	11,746,088	-
ANGOLA	3,300,889	6,028,280	82.63	2,217,607	5,798,244	161.46
CONGO	629,717	1,256,067	99.47	413,127	1,143,731	176.85
CAMEROON	1,153,478	273,998	-76.25	745,728	248,145	-66.72
NIGERIA	9,574,390	0	-100.00	5,122,421	0	-100.00
SIERRA LEONE	517,968	848,300	63.77	375,322	729,481	94.36
GABON	696,679	1,140,939	63.77	588,076	1,186,156	101.70
COTE D'IVOIRE	8,000,000	37,080	-99.54	4,680,000	32,795	-99.30
SENEGAL	349,920	1,185,281	238.73	255,949	1,027,100	301.29
MAURITANIA	2,744,759	159,234	-94.20	1,719,752	144,440	-91.60
MALI	290,016	0	-100.00	211,056	0	-100.00
BENIN	5,106,371	4,275,428	-16.27	3,784,088	3,940,942	4.15
GUINEA BISSAU	0	324,498	-	0	301,622	-
GAMBIA	5,957,996	4,666,867	-21.67	4,193,133	4,187,405	-0.14
DJIBOUTI	971,190	2,218,606	128.44	658,045	2,016,201	206.39
SAO TOME AND PRINCIPE	0	94,868	-	0	98,000	-
SOUTH AFRICA	33,226,645	19,380,595	-41.67	14,944,158	13,494,348	-9.70
COMOROS	0	201,831	-	0	212,446	-
MAURITIUS	18,542	2,350,322	12,575.67	19,067	1,745,113	9,052.53
AUSTRALIA	42,346	44	-99.90	35,382	112	-99.68
NEW ZEALAND	42,090	0	-100.00	28,411	0	-100.00
MICRONESIA, FEDERATED STAT	32,533	0	-100.00	30,693	0	-100.00
NORTHERN MARIANA ISLANDS	16,033	0	-100.00	14,491	0	-100.00
VANUATU	59,562	63,052	5.86	55,384	72,965	31.74
AMERICAN SAMOA	14,048	32,333	130.16	13,043	37,719	189.19
FIJI	85,355	15,702	-81.60	85,852	17,758	-79.32
KIRIBATI	15,481	21,398	38.22	13,122	25,565	94.83
MARSHALL ISLANDS	0	2,000,000	-	0	1,377,500	-
SAMOA	181,268	325,747	79.70	187,589	375,925	100.40
SOLOMON ISLANDS	107,128	14,232	-86.71	107,998	16,336	-84.87
TONGA	18,294	31,375	71.50	18,259	32,258	76.67
TUVALU	7,691	0	-100.00	10,632	0	-100.00
EAST TIMOR	1,168,499	1,898,182	62.45	1,139,845	2,019,926	77.21

TABEL 5. PERKEMBANGAN EKSPOR INDONESIA MENURUT KOMODITI DAN NEGARA TUJUAN

JENIS BARANG	BERAT BERSIH (KG)		PERUB %	NILAI FOB (US \$)		PERUB %
	JAN-MAR 2009	JAN-MAR 2010		JAN-MAR 2009	JAN-MAR 2010	
(1)	(2)	(3)	(4)	(5)	(6)	(7)
UNITED STATES	4,250,000	6,181,457	45.45	2,032,500	4,465,430	119.70
PANAMA	74,935	1,999,999	2,568.98	73,382	1,362,499	1,756.72
ARGENTINA	0	2,000,000	-	0	1,255,000	-
BRAZIL	21,899,779	23,535,869	7.47	10,890,706	17,289,618	58.76
URUGUAY	373,760	0	-100.00	267,612	0	-100.00
TRINIDAD AND TOBAGO	0	218,119	-	0	196,483	-
HAITI	4,065,497	0	-100.00	2,284,574	0	-100.00
UNITED KINGDOM	6,000,000	0	-100.00	3,260,000	0	-100.00
NETHERLANDS	297,936,399	206,396,712	-30.72	142,894,813	145,277,824	1.67
GERMANY, FED. REP. OF	118,907,617	122,908,208	3.36	55,457,555	82,893,883	49.47
DENMARK	2,499,918	749,904	-70.00	1,287,458	501,686	-61.03
SWEDEN	3,799,934	2,399,928	-36.84	1,991,470	1,430,357	-28.18
ITALY	178,166,093	165,971,234	-6.84	80,187,792	116,020,145	44.69
SPAIN	33,587,499	77,507,672	130.76	17,146,503	54,754,140	219.33
PORTUGAL	7,634,000	5,473,194	-28.31	3,379,390	3,860,203	14.23
GREECE	20,171,424	4,769,194	-76.36	9,704,644	3,663,574	-62.25
DEMOCRATIC REPUBLIC OF THE	1,407,688	5,413,987	284.60	858,966	4,067,396	373.52
HUNGARY	0	4,500	-	0	5,200	-
POLAND	40,000	21,200	-47.00	37,960	16,324	-57.00
ROMANIA	268,740	224,750	-16.37	181,181	214,954	18.64
KAZAKHSTAN	0	37,746	-	0	35,058	-
UKRAINE	43,802,526	62,342,148	42.33	22,315,800	45,456,540	103.70
GEORGIA	0	710,917	-	0	550,961	-
CROATIA	21,772	21,870	0.45	22,212	19,027	-14.34
RUSSIA FEDERATION	161,960	53,270,620	32,791.22	119,893	40,312,796	33,523.98
-MINYAK BIJI KELAPA SAWIT	404,313,302	311,479,892	-22.96	221,396,616	251,795,921	13.73
CHINA	96,466,489	40,332,250	-58.19	50,001,677	32,820,423	-34.36
SINGAPORE	3,336,118	2,050,003	-38.55	2,559,750	1,687,503	-34.08
PHILIPPINES	1,960,000	0	-100.00	1,097,600	0	-100.00
MALAYSIA	66,532,577	79,671,376	19.75	37,581,104	65,400,126	74.02
MYANMAR (FORM. BURMA)	0	600,000	-	0	430,800	-
INDIA	48,415,630	43,654,966	-9.83	31,291,052	34,448,117	10.09
PAKISTAN	2,374,416	1,000,000	-57.88	1,600,358	760,750	-52.46
BANGLADESH	1,500,350	2,500,000	66.63	736,661	1,770,250	140.31
SRI LANKA	1,000,000	0	-100.00	857,500	0	-100.00
SAUDI ARABIA	300,370	0	-100.00	338,667	0	-100.00
JORDAN	64,098	0	-100.00	47,153	0	-100.00
TURKEY	1,050,000	10,147,885	866.47	632,100	8,392,523	1,227.72
EGYPT	4,099,929	1,999,908	-51.22	2,383,711	1,624,925	-31.83
ALGERIA	819,392	0	-100.00	476,782	0	-100.00
MAURITANIA	150,000	0	-100.00	76,125	0	-100.00
BENIN	63,560	0	-100.00	34,322	0	-100.00
SOUTH AFRICA	1,797,000	4,720,481	162.69	1,234,260	3,849,192	211.86
MALAWI	332,250	0	-100.00	174,432	0	-100.00
UNITED STATES	26,999,999	3,240,000	-88.00	12,805,000	2,640,600	-79.38
ARGENTINA	0	45,972	-	0	42,205	-
BRAZIL	13,699,997	21,933,381	60.10	10,465,937	18,342,577	75.26
NETHERLANDS	94,985,822	71,096,195	-25.15	44,788,892	55,350,158	23.58
GERMANY, FED. REP. OF	4,953,039	7,802,495	57.53	2,464,084	5,952,850	141.58
DENMARK	0	749,990	-	0	641,241	-
NORWAY	0	500,000	-	0	462,000	-
SWEDEN	0	1,599,911	-	0	1,406,125	-
ITALY	5,073,861	5,960,363	17.47	3,275,599	5,011,781	53.00
SPAIN	3,300,000	2,991,918	-9.34	1,717,500	2,780,990	61.92
PORTUGAL	300,000	669,000	123.00	148,500	462,864	211.69
GREECE	1,599,983	214,009	-86.62	795,468	179,357	-77.45
UKRAINE	22,964,470	1,500,000	-93.47	13,694,155	1,062,500	-92.24
RUSSIA FEDERATION	173,952	6,499,789	3,636.54	118,227	6,276,064	5,208.49
-MINYAK NABATI LAIN	142,286,909	102,259,214	-28.13	89,256,411	81,353,004	-8.85
JAPAN	85,793	32,200	-62.47	78,475	95,889	22.19
HONG KONG	0	8,524	-	0	31,675	-
KOREA, REPUBLIC OF	5,372,575	3,657,927	-31.91	5,047,947	2,858,497	-43.37
TAIWAN	258,652	714,392	176.20	168,154	607,910	261.52
CHINA	45,143,797	10,584,860	-76.55	27,444,920	8,409,853	-69.36
THAILAND	120,000	300,740	150.62	72,396	279,058	285.46
SINGAPORE	4,953,959	1,366,326	-72.42	3,307,267	937,881	-71.64
PHILIPPINES	18,000	498,000	2,666.67	9,964	414,928	4,064.27
MALAYSIA	30,660,480	34,800,198	13.50	18,957,279	26,194,938	38.18
NEPAL	43,740	0	-100.00	39,706	0	-100.00
VIET NAM	5,618,570	139,940	-97.51	702,135	109,273	-84.44
MALDIVES	6,584	1,110	-83.14	9,331	518	-94.45
INDIA	12,400,201	359,430	-97.10	4,649,831	134,981	-97.10
PAKISTAN	411,820	0	-100.00	243,821	0	-100.00
BANGLADESH	422,490	149,960	-64.51	421,967	128,613	-69.52
IRAN (ISLAMIC REPUBLIC OF)	76,000	133,000	75.00	52,800	108,490	105.47
ISRAEL	0	137,685	-	0	117,659	-

TABEL 5. PERKEMBANGAN EKSPOR INDONESIA MENURUT KOMODITI DAN NEGARA TUJUAN

JENIS BARANG	BERAT BERSIH (KG)		PERUB	NILAI FOB (US \$)		PERUB
	JAN-MAR 2009	JAN-MAR 2010	%	JAN-MAR 2009	JAN-MAR 2010	%
	(1)	(2)	(3)	(4)	(5)	(6)
KUWAIT	0	19,000	-	0	15,580	-
JORDAN	149,562	22,000	-85.29	123,485	19,250	-84.41
LEBANON	18,620	0	-100.00	15,455	0	-100.00
SYRIA ARAB REPUBLIC	265,530	521,279	96.32	225,044	521,728	131.83
TURKEY	0	890,000	-	0	755,385	-
UNITED ARAB EMIRATES	140,025	148,025	5.71	102,700	147,520	43.64
EGYPT	169,865	626,000	268.53	157,424	553,600	251.66
MOROCCO	273,000	0	-100.00	237,511	0	-100.00
TUNISIA	0	590,957	-	0	397,149	-
ALGERIA	1,071,108	926,000	-13.55	855,395	940,240	9.92
MADAGASCAR	0	186,910	-	0	124,244	-
EQUATORIAL GUINEA	131	0	-100.00	1,000	0	-100.00
GABON	18,620	0	-100.00	20,907	0	-100.00
COTE D'IVOIRE	0	672	-	0	7,812	-
MAURITANIA	420,000	618,780	47.33	193,200	421,679	118.26
BENIN	148,800	0	-100.00	93,744	0	-100.00
SOUTH AFRICA	885,000	286,452	-67.63	422,891	232,517	-45.02
AUSTRALIA	0	1,433	-	0	6,394	-
NEW ZEALAND	476,810	260,673	-45.33	508,360	243,970	-52.01
NORTHERN MARIANA ISLANDS	0	1,176	-	0	3,565	-
EAST TIMOR	0	1,742	-	0	677	-
UNITED STATES	9,017,444	80,667	-99.11	7,616,337	52,693	-99.31
CANADA	0	948	-	0	6,888	-
MEXICO	52,000	0	-100.00	31,639	0	-100.00
VENEZUELA	0	95,000	-	0	84,550	-
ARGENTINA	0	18,126	-	0	15,519	-
UNITED KINGDOM	3,954	1,632	-58.73	20,122	9,730	-51.64
NETHERLANDS	15,379,109	10,549,157	-31.41	10,266,582	7,831,928	-23.71
FRANCE	0	410	-	0	9,467	-
GERMANY, FED. REP. OF	12	0	-100.00	1,050	0	-100.00
DENMARK	249,984	0	-100.00	150,615	0	-100.00
SWEDEN	799,924	0	-100.00	511,951	0	-100.00
FINLAND	0	16	-	0	194	-
ITALY	0	7,178,000	-	0	5,393,860	-
SPAIN	38,829	287	-99.26	48,226	1,149	-97.62
GREECE	17,212	285,368	1,557.96	20,891	240,843	1,052.86
ROMANIA	334,675	296,630	-11.37	249,852	264,850	6.00
BULGARIA	0	193,806	-	0	175,177	-
KAZAKHSTAN	43,173	382,358	785.64	39,016	364,287	833.69
UKRAINE	1,823,321	14,919,423	718.26	1,788,909	13,060,061	630.06
UZBEKISTAN	346,426	183,000	-47.17	316,940	187,215	-40.93
LATVIA	27,755	23,021	-17.06	22,561	22,699	0.61
GEORGIA	85,931	153,087	78.15	75,145	153,558	104.35
MALTA	12	23	91.67	163	296	81.60
SLOVENIA	20,663	69,500	236.35	14,052	59,097	320.56
CZECH REPUBLIC	125	0	-100.00	1,300	0	-100.00
RUSSIA FEDERATION	4,416,628	9,843,364	122.87	3,917,951	8,597,470	119.44
-STEARIN	35,760,324	45,036,562	25.94	21,387,355	39,689,103	85.57
JAPAN	419,948	881,478	109.90	308,585	831,200	169.36
HONG KONG	35,000	17,000	-51.43	21,385	16,099	-24.72
KOREA, REPUBLIC OF	1,090,722	6,434,040	489.89	668,824	5,635,781	742.64
TAIWAN	3,140,314	4,754,419	51.40	1,954,637	4,277,478	118.84
CHINA	15,435,497	11,965,023	-22.48	8,805,450	10,355,722	17.61
THAILAND	1,707,064	2,024,378	18.59	1,072,379	1,802,941	68.13
SINGAPORE	294,006	157,999	-46.26	209,002	144,773	-30.73
PHILIPPINES	425,124	744,354	75.09	259,697	656,982	152.98
MALAYSIA	1,111,932	0	-100.00	568,373	0	-100.00
MYANMAR (FORM. BURMA)	0	187,500	-	0	171,592	-
VIET NAM	492,998	728,299	47.73	286,554	670,291	133.91
INDIA	236,786	1,046,000	341.75	140,846	920,703	553.69
PAKISTAN	102,000	0	-100.00	58,980	0	-100.00
BANGLADESH	1,566,000	1,157,000	-26.12	881,520	1,001,267	13.58
SRI LANKA	68,451	163,640	139.06	40,328	149,376	270.40
IRAN (ISLAMIC REPUBLIC OF)	162,000	754,000	365.43	108,653	672,214	518.68
SAUDI ARABIA	0	144,000	-	0	128,124	-
JORDAN	5,794	0	-100.00	5,068	0	-100.00
YEMEN	0	17,000	-	0	17,645	-
SYRIA ARAB REPUBLIC	196,963	0	-100.00	111,492	0	-100.00
TURKEY	3,377,624	5,443,871	61.17	2,241,174	4,973,160	121.90
UNITED ARAB EMIRATES	68,000	0	-100.00	42,160	0	-100.00
EGYPT	153,500	123,000	-19.87	71,702	117,483	63.85
KENYA	68,585	51,000	-25.64	40,055	43,605	8.86
MOZAMBIQUE	0	17,500	-	0	19,075	-
TOGO	0	234,000	-	0	210,600	-
GHANA	34,000	34,000	0.00	19,312	30,770	59.33
NIGERIA	34,000	36,000	5.88	20,820	33,840	62.54
COTE D'IVOIRE	68,000	0	-100.00	38,624	0	-100.00

TABEL 5. PERKEMBANGAN EKSPOR INDONESIA MENURUT KOMODITI DAN NEGARA TUJUAN

JENIS BARANG	BERAT BERSIH (KG)		PERUB %	NILAI FOB (US \$)		PERUB %
	JAN-MAR 2009	JAN-MAR 2010		JAN-MAR 2009	JAN-MAR 2010	
(1)	(2)	(3)	(4)	(5)	(6)	(7)
SOUTH AFRICA	153,999	145,365	-5.61	98,824	133,971	35.57
AUSTRALIA	15,467	49,085	217.35	12,242	43,522	255.51
NEW ZEALAND	0	17,000	-	0	13,175	-
UNITED STATES	379,970	294,324	-22.54	273,168	271,118	-0.75
CANADA	17,000	17,000	0.00	9,520	15,215	59.82
CHILE	40,849	0	-100.00	25,748	0	-100.00
VENEZUELA	34,000	16,500	-51.47	20,740	16,170	-22.03
ARGENTINA	0	14,000	-	0	12,194	-
ECUADOR	0	36,000	-	0	34,020	-
PERU	17,000	0	-100.00	9,180	0	-100.00
UNITED KINGDOM	168,000	139,999	-16.67	123,192	116,093	-5.76
NETHERLANDS	4,019,273	6,295,239	56.63	2,452,022	5,360,146	118.60
FRANCE	72,000	24,000	-66.67	45,720	21,769	-52.39
GERMANY, FED. REP. OF	34,000	201,000	491.18	22,559	174,521	673.62
BELGIUM	34,000	0	-100.00	18,700	0	-100.00
ITALY	49,000	0	-100.00	33,302	0	-100.00
SPAIN	240,000	180,000	-25.00	143,125	155,357	8.55
PORTUGAL	23,999	67,999	183.34	16,602	57,217	244.64
GREECE	0	80,000	-	0	64,400	-
BULGARIA	13,459	46,344	244.33	10,775	43,248	301.37
UKRAINE	0	34,999	-	0	32,475	-
SLOVENIA	0	30,498	-	0	27,920	-
RUSSIA FEDERATION	154,000	231,709	50.46	96,316	215,851	124.11
-ASAM BERLEMAK LAIN	159,629,865	152,719,315	-4.33	81,249,967	119,692,112	47.31
JAPAN	2,232,159	2,765,247	23.88	1,692,607	2,842,890	67.96
HONG KONG	2,880	54,390	1,788.54	3,271	24,476	648.27
KOREA, REPUBLIC OF	20,558,531	2,030,872	-90.12	7,334,804	2,157,557	-70.58
TAIWAN	231,016	1,237,700	435.76	201,439	1,139,015	465.44
CHINA	9,762,826	12,083,404	23.77	8,197,058	11,111,709	35.56
THAILAND	1,411,364	1,117,830	-20.80	1,823,807	1,368,628	-24.96
SINGAPORE	5,440,916	8,687,033	59.66	3,536,818	9,837,774	178.15
PHILIPPINES	593,851	1,786,583	200.85	468,194	1,454,800	210.73
MALAYSIA	3,900,609	4,265,985	9.37	3,098,203	3,089,637	-0.28
VIET NAM	39,433	56,630	43.61	26,306	14,588	-44.54
INDIA	30,032,799	36,184,298	20.48	13,678,050	21,568,369	57.69
PAKISTAN	8,244,557	2,606,730	-68.38	2,607,741	647,531	-75.17
BANGLADESH	1,196,579	328,122	-72.58	451,973	148,400	-67.17
SRI LANKA	4,081,430	1,590,440	-61.03	2,918,440	1,413,225	-51.58
IRAN (ISLAMIC REPUBLIC OF)	307,490	37,380	-87.84	313,027	41,841	-86.63
JORDAN	25,685	57,600	124.26	24,164	60,955	152.26
TURKEY	506,395	775,826	53.21	431,276	755,855	75.26
UNITED ARAB EMIRATES	0	59,200	-	0	80,900	-
EGYPT	3,718,227	10,752	-99.71	1,211,800	12,813	-98.94
TUNISIA	0	749,958	-	0	506,222	-
TANZANIA, UNITED REPUBLIC OF	1,950,000	0	-100.00	797,000	0	-100.00
MADAGASCAR	110,000	90,650	-17.59	39,600	39,183	-1.05
MOZAMBIQUE	88,000	796,000	804.55	31,680	415,005	1,209.99
TOGO	154,000	42,000	-72.73	52,470	31,500	-39.97
ANGOLA	0	2,523,000	-	0	1,589,390	-
SENEGAL	110,000	2,010,000	1,727.27	39,050	1,264,950	3,139.31
MAURITANIA	1,000,000	3,019,943	201.99	320,000	1,840,475	475.15
MALI	0	110,000	-	0	70,950	-
SOUTH AFRICA	1,553,367	1,918,963	23.54	851,173	1,294,068	52.03
MALAWI	1,065,420	870,519	-18.29	388,376	558,701	43.86
AUSTRALIA	330,354	253,015	-23.41	345,527	309,491	-10.43
NEW ZEALAND	7,600	10,723	41.09	6,992	9,044	29.35
UNITED STATES	3,803,843	6,446,188	69.47	4,403,906	7,861,869	78.52
MEXICO	85,370	441,630	417.31	64,621	504,230	680.29
GUATEMALA	1,520	0	-100.00	1,550	0	-100.00
ARGENTINA	435,715	205,647	-52.80	334,733	189,782	-43.30
BRAZIL	1,569,590	423,010	-73.05	1,493,793	416,022	-72.15
COLOMBIA	56,720	57,370	1.15	55,985	78,636	40.46
URUGUAY	14,400	0	-100.00	13,997	0	-100.00
ECUADOR	15,200	0	-100.00	13,072	0	-100.00
UNITED KINGDOM	30,400	86,400	184.21	27,892	99,109	255.33
NETHERLANDS	9,754,042	21,759,471	123.08	8,459,233	22,057,072	160.75
FRANCE	40,410	0	-100.00	79,325	0	-100.00
GERMANY, FED. REP. OF	380,071	1,032,020	171.53	600,691	898,774	49.62
BELGIUM	35,548	80,170	125.53	55,107	82,174	49.12
SWEDEN	9,999,790	0	-100.00	2,989,937	0	-100.00
ITALY	12,019,986	505,260	-95.80	4,194,506	441,951	-89.46
SPAIN	22,707,772	33,551,356	47.75	7,535,466	21,362,551	183.49
UKRAINE	24,000	0	-100.00	35,307	0	-100.00
-ALAT LISTRIK	96,546,365	128,831,632	33.44	896,813,820	1,405,386,997	56.71
JAPAN	8,626,029	12,064,493	39.86	126,470,632	212,794,748	68.26
HONG KONG	1,337,769	2,552,771	90.82	22,716,127	50,184,712	120.92

TABEL 5. PERKEMBANGAN EKSPOR INDONESIA MENURUT KOMODITI DAN NEGARA TUJUAN

JENIS BARANG	BERAT BERSIH (KG)		PERUB	NILAI FOB (US \$)		PERUB
	JAN-MAR 2009	JAN-MAR 2010	%	JAN-MAR 2009	JAN-MAR 2010	%
	(1)	(2)	(3)	(4)	(5)	(6)
KOREA, REPUBLIC OF	1,019,192	1,547,838	51.87	16,645,990	37,156,288	123.21
TAIWAN	409,216	1,225,045	199.36	5,657,564	16,390,536	189.71
CHINA	1,006,623	2,180,190	116.58	16,744,982	36,170,920	116.01
PAPUA NEW GUINEA	1,638,800	905,210	-44.76	2,760,944	1,804,794	-34.63
THAILAND	4,109,168	5,941,979	44.60	25,438,193	47,255,703	85.77
SINGAPORE	7,075,449	13,698,199	93.60	217,952,056	372,377,055	70.85
PHILIPPINES	4,750,485	6,025,962	26.85	28,976,545	33,666,806	16.19
MALAYSIA	6,239,096	7,589,020	21.64	39,052,928	52,261,172	33.82
MYANMAR (FORM. BURMA)	142,273	604,201	324.68	405,868	2,570,429	533.32
CAMBODIA	312	16,179	5,085.58	1,886	49,096	2,503.18
BRUNEI DARUSSALAM	219,867	729,755	231.91	873,905	4,113,853	370.74
LAO PEOPLE'S DEMOCRATIC RE	0	370	-	0	7,962	-
NEPAL	14	1,043	7,350.00	745	17,203	2,209.13
BHUTAN	0	1,135,847	-	0	3,126,038	-
VIET NAM	3,008,295	4,007,431	33.21	19,085,315	19,118,093	0.17
MALDIVES	12,184	10,721	-12.01	100,308	30,871	-69.22
INDIA	5,425,808	8,659,399	59.60	14,022,232	26,015,763	85.53
PAKISTAN	345,224	561,709	62.71	1,371,747	1,233,047	-10.11
BANGLADESH	32,225	22,653	-29.70	169,418	113,260	-33.15
SRI LANKA	506,831	433,256	-14.52	1,460,667	1,981,049	35.63
AFGHANISTAN	100,189	0	-100.00	263,139	0	-100.00
IRAQ	37,343	5,802	-84.46	78,515	39,960	-49.11
IRAN (ISLAMIC REPUBLIC OF)	479,721	382,242	-20.32	1,381,984	3,449,674	149.62
SAUDI ARABIA	2,204,712	1,863,399	-15.48	6,485,749	4,774,179	-26.39
ISRAEL	87,702	9,215	-89.49	392,238	114,524	-70.80
KUWAIT	265,959	331,799	24.76	739,806	1,107,527	49.71
JORDAN	95,932	96,893	1.00	282,036	296,219	5.03
LEBANON	355,712	511,272	43.73	947,393	1,546,895	63.28
YEMEN	312,127	382,517	22.55	825,674	1,402,513	69.86
OMAN	292,360	436,235	49.21	984,937	1,732,388	75.89
SYRIA ARAB REPUBLIC	23,255	309,591	1,231.29	67,968	703,140	934.52
TURKEY	553,520	319,354	-42.30	1,567,737	898,657	-42.68
UNITED ARAB EMIRATES	4,288,120	2,911,177	-32.11	15,879,468	16,518,679	4.03
QATAR	528,691	392,736	-25.72	1,506,289	1,312,152	-12.89
BAHRAIN	104,436	113,628	8.80	205,961	462,122	124.37
CYPRUS	34,306	49,842	45.29	76,301	156,854	105.57
EGYPT	1,299,491	478,436	-63.18	5,379,636	1,106,093	-79.44
LIBYAN ARAB JAMAHIRIYA	87,288	211,962	142.83	225,207	973,184	332.13
MOROCCO	194,415	207,156	6.55	677,092	830,451	22.65
TUNISIA	129,187	114,016	-11.74	702,281	485,003	-30.94
ALGERIA	537,282	1,598,778	197.57	3,472,657	7,159,073	106.16
SUDAN	2,835,717	3,768,915	32.91	6,124,872	10,135,851	65.49
ERITREA	0	148,966	-	0	250,772	-
ETHIOPIA	19,540	450,054	2,203.24	56,100	1,549,553	2,662.13
TANZANIA, UNITED REPUBLIC OI	128,842	183,924	42.75	326,821	505,008	54.52
MADAGASCAR	292	21,478	7,255.48	4,480	210,621	4,601.36
SOMALIA	0	15,303	-	0	51,672	-
KENYA	462,336	410,442	-11.22	1,540,719	999,572	-35.12
REUNION	0	78	-	0	72	-
MOZAMBIQUE	125,259	206,259	64.67	269,899	443,748	64.41
BOTSWANA	84	0	-100.00	357	0	-100.00
EQUATORIAL GUINEA	47,224	42,989	-8.97	93,660	82,604	-11.80
TOGO	39,667	70,781	78.44	611,541	221,564	-63.77
GHANA	213,318	289,290	35.61	465,520	747,755	60.63
LIBERIA	21,271	4,643	-78.17	46,844	2,285	-95.12
GUINEA	35,000	33,032	-5.62	63,000	24,575	-60.99
ANGOLA	62,263	54,981	-11.70	202,750	286,072	41.10
CONGO	3,272	20,431	524.42	6,480	62,127	858.75
CAMEROON	96,937	25,183	-74.02	178,672	76,479	-57.20
NIGERIA	648,325	460,982	-28.90	1,845,556	1,335,945	-27.61
GABON	8,627	680	-92.12	32,124	2,240	-93.03
COTE D'IVOIRE	101,201	83,728	-17.27	910,175	263,110	-71.09
SENEGAL	57,936	66,545	14.86	95,421	56,709	-40.57
MAURITANIA	0	102,224	-	0	240,828	-
MALI	0	47,304	-	0	37,446	-
BENIN	170,228	172,353	1.25	372,388	433,666	16.46
BURKINA FASO	3,756	0	-100.00	7,660	0	-100.00
GUINEA BISSAU	0	157	-	0	782	-
GAMBIA	137	0	-100.00	182	0	-100.00
UGANDA	47,504	977	-97.94	134,799	63,506	-52.89
NIGER	4,359	0	-100.00	9,363	0	-100.00
DJIBOUTI	304,150	198,477	-34.74	773,578	676,309	-12.57
SAO TOME AND PRINCIPE	704	0	-100.00	250	0	-100.00
SOUTH AFRICA	387,000	667,238	72.41	1,692,050	3,402,762	101.10
ZIMBABWE	0	2,435	-	0	23,620	-
ZAMBIA	25	161	544.00	123	2,111	1,616.26
MALAWI	0	2,671	-	0	11,097	-
BURUNDI	23,265	14,894	-35.98	52,219	56,263	7.74

TABEL 5. PERKEMBANGAN EKSPOR INDONESIA MENURUT KOMODITI DAN NEGARA TUJUAN

JENIS BARANG	BERAT BERSIH (KG)		PERUB %	NILAI FOB (US \$)		PERUB %
	JAN-MAR 2009	JAN-MAR 2010		JAN-MAR 2009	JAN-MAR 2010	
	(1)	(2)	(3)	(4)	(5)	(6)
MAURITIUS	3,146	364,601	11,489.35	6,621	1,063,090	15,956.34
AUSTRALIA	2,943,343	2,157,877	-26.69	19,855,457	19,381,888	-2.39
NEW ZEALAND	693,615	634,410	-8.54	6,423,144	5,408,673	-15.79
NEW CALEDONIA	632	2,678	323.73	1,308	8,781	571.33
VANUATU	1,217	77,990	6,308.38	3,719	147,920	3,877.41
AMERICAN SAMOA	0	710	-	0	4,220	-
FIJI	69,250	57,684	-16.70	177,632	143,501	-19.21
KIRIBATI	146	0	-100.00	5,690	0	-100.00
SAMOA	14,682	182,524	1,143.18	70,211	1,187,221	1,590.93
SOLOMON ISLANDS	51,477	78,466	52.43	126,894	174,012	37.13
TONGA	0	7,491	-	0	14,700	-
EAST TIMOR	460,149	542,695	17.94	733,062	670,568	-8.53
UNITED STATES	9,041,108	10,100,376	11.72	112,959,325	145,709,876	28.99
CANADA	266,709	314,065	17.76	2,445,918	1,307,776	-46.53
MEXICO	996,711	1,968,568	97.51	9,544,817	9,531,229	-0.14
GUATEMALA	170,081	244,469	43.74	191,211	307,333	60.73
NICARAGUA	48,953	9,985	-79.60	152,857	50,537	-66.94
PANAMA	47,723	43,524	-8.80	199,134	238,739	19.89
SURINAME	23,064	49,740	115.66	69,448	174,572	151.37
CHILE	414,808	636,476	53.44	1,286,820	1,926,120	49.68
VENEZUELA	210,490	252,347	19.89	2,111,484	1,649,137	-21.90
ARGENTINA	312,259	238,225	-23.71	1,520,839	1,202,494	-20.93
BRAZIL	896,554	2,529,494	182.14	4,117,195	13,847,930	236.34
COLOMBIA	254,195	462,421	81.92	527,901	1,251,672	137.10
BOLIVIA	89,391	0	-100.00	180,601	0	-100.00
URUGUAY	0	63,895	-	0	277,464	-
PARAGUAY	2,926	0	-100.00	10,503	0	-100.00
ECUADOR	164,396	275,229	67.42	358,079	581,450	62.38
PERU	70,143	86,702	23.61	295,955	413,984	39.88
TRINIDAD AND TOBAGO	67,903	32,197	-52.58	134,513	100,203	-25.51
JAMAICA	35,043	18,284	-47.82	99,608	67,606	-32.13
DOMINICAN REPUBLIC	67,345	0	-100.00	175,327	0	-100.00
COSTA RICA	997	19,667	1,872.62	13,043	120,787	826.07
HAITI	18,277	38,820	112.40	46,035	127,410	176.77
ARUBA	2,155	0	-100.00	9,900	0	-100.00
FRENCH POLYNESIA	3,350	756	-77.43	18,092	4,294	-76.27
GRENADA	15,754	0	-100.00	31,371	0	-100.00
NETHERLANDS ANTILLES	28,296	0	-100.00	76,086	0	-100.00
SAINT LUCIA	0	21,415	-	0	61,961	-
SAN MARINO	9,666	0	-100.00	123,600	0	-100.00
UNITED KINGDOM	5,803,024	6,904,927	18.99	12,893,016	48,777,675	278.33
NETHERLANDS	1,327,008	1,669,087	25.78	7,139,428	11,942,553	67.28
FRANCE	1,187,112	1,574,065	32.60	45,399,941	57,047,200	25.65
GERMANY, FED. REP. OF	615,774	898,423	45.90	9,689,219	15,783,894	62.90
AUSTRIA	15,047	6,353	-57.78	433,382	475,774	9.78
BELGIUM	585,603	768,000	31.15	1,992,386	3,253,467	63.30
SWITZERLAND	117,057	47,196	-59.68	737,775	365,288	-50.49
DENMARK	55,074	14,922	-72.91	3,798,686	501,778	-86.79
NORWAY	9,923	7,412	-25.30	43,555	40,641	-6.69
SWEDEN	147,381	218,085	47.97	3,900,679	4,688,517	20.20
FINLAND	2,336	3,579	53.21	104,265	72,119	-30.83
IRELAND	18,371	863	-95.30	23,669	20,887	-11.75
ITALY	859,888	604,493	-29.70	6,227,136	3,829,219	-38.51
SPAIN	2,046,715	2,705,274	32.18	7,279,013	12,028,715	65.25
PORTUGAL	192,708	256,466	33.09	347,895	681,153	95.79
GREECE	1,097,750	1,148,605	4.63	2,730,770	3,313,621	21.34
DEMOCRATIC REPUBLIC OF THE	1,905	54,602	2,766.25	1,359	131,750	9,594.63
HUNGARY	13,201	82,130	522.15	225,279	1,461,526	548.76
POLAND	435,045	428,603	-1.48	17,448,679	16,017,253	-8.20
ROMANIA	43,288	4	-99.99	505,661	1,197	-99.76
BULGARIA	1	75,329	7,532,800.00	173	302,685	174,862.43
AZERBAIJAN	52	1	-98.08	6,221	25	-99.60
KAZAKHSTAN	164	44	-73.17	2,884	470	-83.70
UKRAINE	39,079	153,055	291.66	137,189	546,558	298.40
LITHUANIA	1	0	-100.00	40	0	-100.00
ESTONIA	0	23,300	-	0	1,027,064	-
SLOVAKIA	159,479	262,580	64.65	4,432,933	6,420,152	44.83
CZECH REPUBLIC	307,633	1,057,449	243.74	7,736,815	21,252,452	174.69
RUSSIA FEDERATION	204,945	146,108	-28.71	1,504,649	2,480,807	64.88
-DIODE TRANSISTOR	286,746	225,892	-21.22	23,259,016	52,174,753	124.32
JAPAN	32,483	40,810	25.63	11,270,543	15,499,847	37.53
HONG KONG	14,204	30,989	118.17	3,658,332	21,736,278	494.16
KOREA, REPUBLIC OF	1,371	468	-65.86	122,699	191,504	56.08
TAIWAN	941	3,004	219.23	278,110	723,909	160.30
CHINA	2,141	15,935	644.28	1,154,251	7,837,243	578.99
THAILAND	670	1,834	173.73	1,873	23,331	1,145.65
SINGAPORE	122,099	112,839	-7.58	3,378,363	3,567,476	5.60

TABEL 5. PERKEMBANGAN EKSPOR INDONESIA MENURUT KOMODITI DAN NEGARA TUJUAN

JENIS BARANG	BERAT BERSIH (KG)		PERUB %	NILAI FOB (US \$)		PERUB %
	JAN-MAR 2009	JAN-MAR 2010		JAN-MAR 2009	JAN-MAR 2010	
	(1)	(2)	(3)	(4)	(5)	(6)
PHILIPPINES	398	3,031	661.56	14,989	657,923	4,289.37
MALAYSIA	19,535	7,551	-61.35	549,395	248,185	-54.83
VIET NAM	239	13	-94.56	2,353	579	-75.39
INDIA	3	0	-100.00	215	0	-100.00
SRI LANKA	141	0	-100.00	588	0	-100.00
IRAN (ISLAMIC REPUBLIC OF)	87,572	0	-100.00	1,029,847	0	-100.00
YEMEN	0	40	-	0	127	-
UNITED ARAB EMIRATES	7	13	85.71	302	895	196.36
TOGO	0	294	-	0	9,329	-
AUSTRALIA	17	1	-94.12	1,052	1	-99.90
SAMOA	0	2,272	-	0	23,600	-
UNITED STATES	1,337	3,404	154.60	435,764	530,689	21.78
CANADA	4	0	-100.00	15,900	0	-100.00
MEXICO	2,056	0	-100.00	482,904	0	-100.00
BRAZIL	1	32	3,100.00	6	569	9,383.33
UNITED KINGDOM	270	827	206.30	41,826	92,354	120.81
FRANCE	2	1	-50.00	127	48	-62.20
GERMANY, FED. REP. OF	1,236	2,503	102.51	802,321	1,023,191	27.53
BELGIUM	1	3	200.00	2	19	850.00
NORWAY	1	0	-100.00	724	0	-100.00
FINLAND	17	0	-100.00	16,530	0	-100.00
IRELAND	0	1	-	0	190	-
HUNGARY	0	8	-	0	1,719	-
SLOVAKIA	0	18	-	0	5,745	-
RUSSIA FEDERATION	0	1	-	0	2	-
-AUDIO VISUAL	28,966,495	34,174,714	17.98	665,697,506	868,322,452	30.44
JAPAN	1,718,351	1,619,776	-5.74	55,877,431	52,611,832	-5.84
HONG KONG	467,197	691,953	48.11	31,510,750	48,292,873	53.26
KOREA, REPUBLIC OF	597,325	956,482	60.13	32,121,751	47,623,174	48.26
TAIWAN	87,046	158,761	82.39	905,440	2,559,885	182.72
CHINA	380,951	609,757	60.06	25,517,349	32,073,364	25.69
MACAU	4,900	0	-100.00	137,073	0	-100.00
PAPUA NEW GUINEA	12,533	9,630	-23.16	65,322	24,080	-63.14
THAILAND	1,527,111	2,406,702	57.60	12,704,339	20,188,236	58.91
SINGAPORE	2,463,360	3,001,792	21.86	82,810,764	63,798,157	-22.96
PHILIPPINES	1,448,446	2,342,205	61.70	9,403,047	86,448,947	819.37
MALAYSIA	1,514,703	1,349,351	-10.92	18,689,601	22,624,853	21.06
MYANMAR (FORM. BURMA)	81,118	0	-100.00	356,206	0	-100.00
CAMBODIA	20,225	0	-100.00	136,224	0	-100.00
BRUNEI DARUSSALAM	12,376	2,518	-79.65	37,435	8,640	-76.92
NEPAL	16,441	10,037	-38.95	78,384	81,010	3.35
VIET NAM	234,376	527,329	124.99	2,802,261	7,625,479	172.12
MALDIVES	0	805	-	0	5,419	-
INDIA	424,376	574,815	35.45	5,627,677	13,785,762	144.96
PAKISTAN	17,851	11,846	-33.64	76,123	63,635	-16.41
BANGLADESH	2,639	16,304	517.81	9,514	229,055	2,307.56
SRI LANKA	59,641	97,530	63.53	440,978	891,066	102.07
IRAQ	16,331	43,762	167.97	495,132	1,294,250	161.39
IRAN (ISLAMIC REPUBLIC OF)	256,440	129,946	-49.33	4,239,299	1,990,831	-53.04
SAUDI ARABIA	563,848	598,166	6.09	4,165,553	5,096,341	22.34
ISRAEL	188,820	181,555	-3.85	4,952,564	3,396,535	-31.42
KUWAIT	81,158	36,457	-55.08	1,880,779	687,729	-63.43
JORDAN	116,732	17,894	-84.67	587,578	314,500	-46.48
LEBANON	18,940	19,703	4.03	237,549	442,861	86.43
YEMEN	78,036	37,715	-51.67	192,745	104,607	-45.73
OMAN	13,938	32,586	133.79	128,645	553,683	330.40
SYRIA ARAB REPUBLIC	111,251	34,549	-68.94	645,112	689,292	6.85
TURKEY	150,452	228,268	51.72	3,961,740	4,461,819	12.62
UNITED ARAB EMIRATES	1,276,736	1,752,899	37.30	17,274,374	23,459,236	35.80
QATAR	48,354	68,727	42.13	1,116,927	1,320,196	18.20
BAHRAIN	5,727	2,239	-60.90	121,160	52,250	-56.88
CYPRUS	0	134	-	0	20,154	-
EGYPT	79,474	238,764	200.43	1,471,117	3,621,547	146.18
LIBYAN ARAB JAMAHIRIYA	20,216	9,254	-54.22	415,310	86,406	-79.19
MOROCCO	218,167	81,747	-62.53	2,110,996	742,122	-64.84
TUNISIA	7,165	2,662	-62.85	99,986	14,430	-85.57
ALGERIA	0	30,204	-	0	621,346	-
SUDAN	16,974	0	-100.00	89,807	0	-100.00
ETHIOPIA	41,961	14,562	-65.30	158,276	41,120	-74.02
TANZANIA, UNITED REPUBLIC OF	16,044	17,397	8.43	54,600	138,823	154.25
KENYA	45,992	58,259	26.67	666,336	547,876	-17.78
MOZAMBIQUE	9,500	0	-100.00	44,000	0	-100.00
TOGO	431	1,493	246.40	840	2,075	147.02
GHANA	148,940	111,825	-24.92	598,542	699,467	16.86
LIBERIA	3	0	-100.00	126	0	-100.00
GUINEA	169	0	-100.00	270	0	-100.00
ANGOLA	67,038	472	-99.30	512,555	17,383	-96.61

TABEL 5. PERKEMBANGAN EKSPOR INDONESIA MENURUT KOMODITI DAN NEGARA TUJUAN

JENIS BARANG	BERAT BERSIH (KG)		PERUB %	NILAI FOB (US \$)		PERUB %
	JAN-MAR 2009	JAN-MAR 2010		JAN-MAR 2009	JAN-MAR 2010	
	(1)	(2)	(3)	(4)	(5)	(6)
CAMEROON	902	106	-88.25	308	307	-0.32
NIGERIA	645,920	220,244	-65.90	4,227,193	796,772	-81.15
GABON	592	0	-100.00	300	0	-100.00
SENEGAL	0	8,958	-	0	135,273	-
MAURITANIA	11,655	11,655	0.00	29,415	30,631	4.13
GUINEA BISSAU	0	861	-	0	4,279	-
GAMBIA	558	108	-80.65	545	16	-97.06
UGANDA	0	8	-	0	526	-
SAO TOME AND PRINCIPE	868	0	-100.00	409	0	-100.00
SOUTH AFRICA	143,689	157,429	9.56	1,773,654	3,565,013	101.00
COMOROS	0	1,387	-	0	4,172	-
BURUNDI	0	2	-	0	80	-
MAURITIUS	24,106	13,190	-45.28	161,516	359,933	122.85
VIRGIN ISLANDS (BRITISH)	4	0	-100.00	26,908	0	-100.00
AUSTRALIA	1,454,033	1,215,106	-16.43	27,277,465	29,752,635	9.07
NEW ZEALAND	55,812	61,778	10.69	1,330,769	1,753,030	31.73
NEW CALEDONIA	3,292	0	-100.00	12,975	0	-100.00
FIJI	1,017	1,059	4.13	19,147	7,493	-60.87
TONGA	0	19,821	-	0	9,180	-
EAST TIMOR	236,091	288,667	22.27	805,715	655,315	-18.67
UNITED STATES	3,239,593	3,509,143	8.32	100,968,041	111,112,463	10.05
CANADA	154,368	222,769	44.31	6,144,931	7,320,855	19.14
MEXICO	373,786	428,832	14.73	10,970,027	12,220,251	11.40
GUATEMALA	1,716	2,713	58.10	11,006	95,982	772.09
HONDURAS	4,373	0	-100.00	72,739	0	-100.00
PANAMA	141,122	187,861	33.12	2,259,541	5,870,025	159.79
CHILE	45,930	46,288	0.78	234,460	1,324,705	465.00
VENEZUELA	1,853	11,782	535.83	38,109	245,479	544.15
ARGENTINA	100,160	309,463	208.97	1,234,907	2,789,131	125.86
BRAZIL	290,704	644,575	121.73	5,341,071	11,862,964	122.11
COLOMBIA	15,506	39,489	154.67	436,637	1,693,245	287.79
URUGUAY	1,570	2,818	79.49	17,832	85,785	381.07
PARAGUAY	0	9,714	-	0	245,819	-
ECUADOR	12,358	20	-99.84	216,996	298	-99.86
PERU	1,913	14,871	677.37	267,317	979,807	266.53
PUERTO RICO	4,186	0	-100.00	304,549	0	-100.00
EL SALVADOR	0	47	-	0	6,178	-
COSTA RICA	16	2,037	12,631.25	2,824	15,078	433.92
FRENCH POLYNESIA	2,276	0	-100.00	8,399	0	-100.00
UNITED KINGDOM	734,589	489,734	-33.33	16,041,545	14,239,577	-11.23
NETHERLANDS	639,088	582,991	-8.78	29,299,938	17,112,630	-41.59
FRANCE	756,548	948,229	25.34	16,090,975	23,575,385	46.51
GERMANY, FED. REP. OF	1,098,535	1,776,744	61.74	27,248,537	52,607,640	93.07
AUSTRIA	140,186	167,204	19.27	2,284,718	3,401,795	48.89
BELGIUM	806,046	1,631,383	102.39	8,975,711	34,891,674	288.73
SWITZERLAND	12,316	49,396	301.07	301,262	1,154,451	283.20
MONACO	0	1,081	-	0	156,756	-
DENMARK	31,645	3,533	-88.84	1,034,217	97,333	-90.59
NORWAY	13	9,467	72,723.08	96	17,104	17,716.67
SWEDEN	323,979	240,131	-25.88	5,471,019	4,558,883	-16.67
FINLAND	6,340	67,731	968.31	38,678	572,560	1,380.32
IRELAND	58	48	-17.24	1,282	636	-50.39
ITALY	507,472	470,544	-7.28	12,791,892	14,994,899	17.22
SPAIN	370,598	386,185	4.21	8,705,080	10,836,788	24.49
PORTUGAL	153,281	87,796	-42.72	2,421,660	1,520,191	-37.23
GREECE	75,094	70,565	-6.03	1,067,288	1,551,688	45.39
DEMOCRATIC REPUBLIC OF THE	12,532	24,650	96.70	36,240	73,000	101.43
HUNGARY	261,397	189,009	-27.69	4,136,931	6,563,226	58.65
POLAND	412,275	463,137	12.34	16,263,862	17,808,020	9.49
ROMANIA	37,560	61,151	62.81	390,191	640,594	64.17
BULGARIA	39,960	0	-100.00	214,026	0	-100.00
YUGOSLAVIA	6,452	0	-100.00	68,994	0	-100.00
AZERBAIJAN	0	94	-	0	18,757	-
KAZAKHSTAN	23,344	18,125	-22.36	428,423	460,723	7.54
UKRAINE	1,117	3,792	239.48	25,256	276,311	994.04
UZBEKISTAN	0	9	-	0	28	-
LATVIA	17,418	33,479	92.21	252,747	390,957	54.68
GEORGIA	0	546	-	0	51,080	-
SLOVAKIA	285,614	415,445	45.46	8,822,470	6,808,501	-22.83
SLOVENIA	0	216	-	0	1,660	-
CZECH REPUBLIC	503,279	225,665	-55.16	12,070,705	4,424,766	-63.34
RUSSIA FEDERATION	49,987	185,001	270.10	1,488,471	7,219,773	385.05
-FOTOGRAFI DAN OPTIK	703,850	831,313	18.11	43,048,141	43,007,171	-0.10
JAPAN	27,114	41,795	54.15	3,941,785	6,147,971	55.97
HONG KONG	50,371	25,114	-50.14	647,231	2,139,512	230.56
KOREA, REPUBLIC OF	3,966	4,516	13.87	72,880	126,942	74.18
TAIWAN	2	666	33,200.00	27	51,078	189,077.78

TABEL 5. PERKEMBANGAN EKSPOR INDONESIA MENURUT KOMODITI DAN NEGARA TUJUAN

JENIS BARANG	BERAT BERSIH (KG)		PERUB	NILAI FOB (US \$)		PERUB
	JAN-MAR 2009	JAN-MAR 2010	%	JAN-MAR 2009	JAN-MAR 2010	%
	(1)	(2)	(3)	(4)	(5)	(6)
CHINA	11,358	2,790	-75.44	679,918	216,941	-68.09
PAPUA NEW GUINEA	0	6	-	0	82	-
THAILAND	12,119	22,570	86.24	242,755	707,115	191.29
SINGAPORE	256,957	151,131	-41.18	26,795,612	23,837,723	-11.04
PHILIPPINES	431	9,906	2,198.38	21,919	62,293	184.20
MALAYSIA	11,297	12,317	9.03	571,601	709,268	24.08
BRUNEI DARUSSALAM	94	0	-100.00	381	0	-100.00
VIET NAM	3,454	1,233	-64.30	44,178	40,144	-9.13
MALDIVES	0	140	-	0	1,058	-
INDIA	21,132	361,558	1,610.95	447,673	1,935,893	332.43
PAKISTAN	282	1,201	325.89	9,014	62,119	589.14
BANGLADESH	1,606	2,450	52.55	1,860	22,086	1,087.42
IRAN (ISLAMIC REPUBLIC OF)	1	0	-100.00	30	0	-100.00
SAUDI ARABIA	919	3	-99.67	125,030	40	-99.97
ISRAEL	237	190	-19.83	14,217	13,829	-2.73
KUWAIT	2	0	-100.00	100	0	-100.00
LEBANON	159	61	-61.64	23,565	14,759	-37.37
YEMEN	0	5	-	0	300	-
SYRIA ARAB REPUBLIC	1,144	0	-100.00	4,970	0	-100.00
TURKEY	2,032	2,415	18.85	63,654	61,758	-2.98
UNITED ARAB EMIRATES	2,149	2,025	-5.77	60,888	59,139	-2.87
MOROCCO	290	216	-25.52	9,122	8,080	-11.42
TUNISIA	13	0	-100.00	3,770	0	-100.00
ALGERIA	24	0	-100.00	437	0	-100.00
KENYA	0	40	-	0	1,282	-
GHANA	274	12	-95.62	9,330	208	-97.77
NIGERIA	87	167	91.95	1,313	1,309	-0.30
SWAZILAND	20	0	-100.00	4,984	0	-100.00
SOUTH AFRICA	476	1,678	252.52	56,660	69,916	23.40
MAURITIUS	207	249	20.29	3,226	18,219	464.76
AUSTRALIA	1,442	19,872	1,278.09	53,632	348,845	550.44
NEW ZEALAND	0	113	-	0	3,892	-
SOLOMON ISLANDS	0	224	-	0	504	-
EAST TIMOR	218	27,781	12,643.58	1,821	9,827	439.65
UNITED STATES	209,475	33,015	-84.24	5,555,623	885,097	-84.07
CANADA	50	0	-100.00	72,960	0	-100.00
MEXICO	0	7,116	-	0	314,051	-
CHILE	553	12,841	2,222.06	30,883	147,148	376.47
ARGENTINA	1,110	702	-36.76	23,406	7,808	-66.64
BRAZIL	1,872	1,977	5.61	17,607	97,309	452.67
COLOMBIA	2,365	4,871	105.96	46,187	372,010	705.44
ECUADOR	553	1,493	169.98	40,594	165,628	308.01
PERU	0	12,463	-	0	173,892	-
DOMINICAN REPUBLIC	73	197	169.86	5,876	14,001	138.27
COSTA RICA	0	1,208	-	0	32,364	-
ANTIGUA AND BARBUDA	840	0	-100.00	1,069	0	-100.00
UNITED KINGDOM	36,467	8,693	-76.16	521,432	179,395	-65.60
NETHERLANDS	1,995	1,217	-39.00	112,890	35,805	-68.28
FRANCE	264	1,648	524.24	33,256	13,472	-59.49
GERMANY, FED. REP. OF	25,147	31,672	25.95	1,466,618	1,923,955	31.18
AUSTRIA	2,515	0	-100.00	6,150	0	-100.00
BELGIUM	105	15	-85.71	5,373	890	-83.44
SWITZERLAND	30	501	1,570.00	2,706	3,229	19.33
DENMARK	1,000	0	-100.00	170,730	0	-100.00
NORWAY	4,033	4,181	3.67	890,277	891,333	0.12
FINLAND	36	0	-100.00	10,718	0	-100.00
ITALY	4,293	10,046	134.01	66,968	153,576	129.33
SPAIN	570	224	-60.70	35,928	17,624	-50.95
PORTUGAL	0	211	-	0	146	-
GREECE	0	264	-	0	1,121	-
POLAND	0	3,299	-	0	810,800	-
BULGARIA	0	228	-	0	11,139	-
SLOVAKIA	164	99	-39.63	3,776	5,877	55.64
SLOVENIA	117	0	-100.00	1,675	0	-100.00
CZECH REPUBLIC	346	201	-41.91	11,856	13,155	10.96
RUSSIA FEDERATION	0	487	-	0	64,214	-
-ALAT UKUR	169,104	99,465	-41.18	5,448,765	2,755,027	-49.44
JAPAN	36	2,477	6,780.56	2,802	12,186	334.90
HONG KONG	2,941	443	-84.94	3,602	16,718	364.13
TAIWAN	215	0	-100.00	8,300	0	-100.00
CHINA	1,800	1,500	-16.67	1,723	356,300	20,579.05
THAILAND	202	4,935	2,343.07	128,636	217,212	68.86
SINGAPORE	128,307	39,541	-69.18	3,515,010	506,956	-85.58
PHILIPPINES	0	13	-	0	30,301	-
MALAYSIA	6,379	607	-90.48	81,104	257,187	217.11
BRUNEI DARUSSALAM	9,505	0	-100.00	101,630	0	-100.00
VIET NAM	953	8,632	805.77	47,475	240,522	406.63

TABEL 5. PERKEMBANGAN EKSPOR INDONESIA MENURUT KOMODITI DAN NEGARA TUJUAN

JENIS BARANG	BERAT BERSIH (KG)		PERUB %	NILAI FOB (US \$)		PERUB %
	JAN-MAR 2009	JAN-MAR 2010		JAN-MAR 2009	JAN-MAR 2010	
(1)	(2)	(3)	(4)	(5)	(6)	(7)
INDIA	0	235	-	0	82,541	-
SRI LANKA	0	1	-	0	37	-
IRAN (ISLAMIC REPUBLIC OF)	0	1	-	0	270	-
SAUDI ARABIA	0	208	-	0	22,759	-
KUWAIT	567	0	-100.00	41,559	0	-100.00
UNITED ARAB EMIRATES	25	233	832.00	5,400	14,985	177.50
EGYPT	0	1,450	-	0	310,361	-
TUNISIA	0	2	-	0	286	-
SUDAN	0	56	-	0	3,454	-
TOGO	0	11	-	0	21	-
CONGO	1,800	0	-100.00	346,876	0	-100.00
SOUTH AFRICA	29	39	34.48	850	915	7.65
AUSTRALIA	278	10,529	3,687.41	1,867	52,092	2,690.14
NEW ZEALAND	0	2,499	-	0	5,200	-
EAST TIMOR	0	411	-	0	327	-
UNITED STATES	3,085	7,969	158.31	117,247	194,751	66.10
CANADA	61	0	-100.00	2,242	0	-100.00
UNITED KINGDOM	1,424	76	-94.66	218,202	22,321	-89.77
NETHERLANDS	95	0	-100.00	3,000	0	-100.00
FRANCE	3,239	6,512	101.05	165,324	239,924	45.12
GERMANY, FED. REP. OF	3,861	3,864	0.08	147,735	104,957	-28.96
BELGIUM	2,890	7,105	145.85	24,960	47,140	88.86
SWITZERLAND	172	0	-100.00	33,313	0	-100.00
DENMARK	0	5	-	0	1,484	-
ITALY	1,240	80	-93.55	449,908	11,449	-97.46
AZERBAIJAN	0	31	-	0	2,371	-
-LONCENG, ARLOJI DAN BAGIAI	1,790,047	1,343,045	-24.97	30,862,088	27,058,413	-12.32
JAPAN	45,819	26,963	-41.15	1,145,839	710,019	-38.04
HONG KONG	80,072	9,327	-88.35	1,148,688	241,093	-79.01
KOREA, REPUBLIC OF	3,118	60,086	1,827.07	67,735	432,512	538.54
TAIWAN	152,119	116,223	-23.60	728,507	869,625	19.37
CHINA	18,557	7,094	-61.77	303,289	137,201	-54.76
MACAU	4,893	2,510	-48.70	95,235	31,293	-67.14
PAPUA NEW GUINEA	1,958	5,072	159.04	7,250	8,995	24.07
THAILAND	29,728	105,760	255.76	731,646	2,328,247	218.22
SINGAPORE	245,741	145,321	-40.86	3,953,874	6,885,554	74.15
PHILIPPINES	153,241	146,380	-4.48	2,546,358	1,687,161	-33.74
MALAYSIA	42,759	48,408	13.21	1,097,248	1,718,532	56.62
MYANMAR (FORM. BURMA)	985	0	-100.00	4,458	0	-100.00
BRUNEI DARUSSALAM	65,372	183	-99.72	71,554	64,687	-9.60
NEPAL	102	799	683.33	640	9,476	1,380.63
VIET NAM	109,717	101,938	-7.09	1,304,424	1,075,617	-17.54
MALDIVES	713	7,563	960.73	8,000	86,260	978.25
INDIA	179,210	15,408	-91.40	1,448,910	174,016	-87.99
PAKISTAN	1,292	957	-25.93	19,247	15,627	-18.81
SRI LANKA	5,563	715	-87.15	19,921	9,562	-52.00
IRAN (ISLAMIC REPUBLIC OF)	0	21,039	-	0	1,347,666	-
SAUDI ARABIA	110	762	592.73	2,190	11,242	413.33
ISRAEL	2	0	-100.00	14	0	-100.00
KUWAIT	0	482	-	0	11,560	-
JORDAN	3,600	0	-100.00	119,060	0	-100.00
LEBANON	2,174	0	-100.00	42,208	0	-100.00
OMAN	0	2,471	-	0	52,007	-
TURKEY	202	0	-100.00	3,888	0	-100.00
UNITED ARAB EMIRATES	1,090	3,545	225.23	17,724	57,398	223.84
QATAR	3	0	-100.00	3,826	0	-100.00
BAHRAIN	12,096	265	-97.81	188,160	1,165	-99.38
LIBYAN ARAB JAMAHIRIYA	0	45	-	0	2,012	-
MOROCCO	30,342	31,928	5.23	361,850	331,134	-8.49
TUNISIA	0	264	-	0	6,980	-
TANZANIA, UNITED REPUBLIC OF	0	1,020	-	0	13,645	-
KENYA	56	209	273.21	569	4,612	710.54
REUNION	0	110	-	0	100	-
MOZAMBIQUE	2,813	33,147	1,078.35	34,877	306,627	779.17
BOTSWANA	12	0	-100.00	53	0	-100.00
CAMEROON	62,640	0	-100.00	753,749	0	-100.00
NIGERIA	400	0	-100.00	3,400	0	-100.00
GABON	0	869	-	0	8,460	-
COTE D'IVOIRE	5,644	20,382	261.13	94,423	160,841	70.34
SENEGAL	34,264	29,189	-14.81	294,472	164,334	-44.19
BENIN	10	18	80.00	169	321	89.94
UGANDA	0	29	-	0	3,291	-
SOUTH AFRICA	25,674	59,772	132.81	264,451	534,076	101.96
ZAMBIA	11	0	-100.00	53	0	-100.00
AUSTRALIA	42,717	33,101	-22.51	929,988	598,624	-35.63
NEW ZEALAND	1,255	3,212	155.94	30,195	67,150	122.39
FIJI	3,189	0	-100.00	24,508	0	-100.00

TABEL 5. PERKEMBANGAN EKSPOR INDONESIA MENURUT KOMODITI DAN NEGARA TUJUAN

JENIS BARANG	BERAT BERSIH (KG)		PERUB %	NILAI FOB (US \$)		PERUB %
	JAN-MAR 2009	JAN-MAR 2010		JAN-MAR 2009	JAN-MAR 2010	
	(1)	(2)	(3)	(4)	(5)	(6)
KIRIBATI	10	0	-100.00	421	0	-100.00
SAMOA	0	2,609	-	0	27,100	-
EAST TIMOR	2,275	1,335	-41.32	11,198	5,293	-52.73
UNITED STATES	149,438	131,979	-11.68	4,971,283	2,598,091	-47.74
CANADA	899	1,658	84.43	38,334	34,763	-9.32
MEXICO	181	0	-100.00	268	0	-100.00
CHILE	12,845	2,426	-81.11	194,630	44,370	-77.20
VENEZUELA	5	0	-100.00	101	0	-100.00
ARGENTINA	537	4,379	715.46	5,745	46,243	704.93
BRAZIL	1,911	6,016	214.81	199,781	132,240	-33.81
URUGUAY	0	28,000	-	0	399,322	-
ECUADOR	0	122	-	0	10,746	-
UNITED KINGDOM	62,390	18,944	-69.64	3,184,636	460,512	-85.54
NETHERLANDS	1,203	3,250	170.16	57,150	74,481	30.33
FRANCE	134,946	44,429	-67.08	2,189,956	1,257,718	-42.57
GERMANY, FED. REP. OF	34,868	27,241	-21.87	910,047	413,928	-54.52
AUSTRIA	356	929	160.96	6,710	8,533	27.17
BELGIUM	195	55	-71.79	16,968	85	-99.50
SWITZERLAND	49	0	-100.00	3,244	0	-100.00
SWEDEN	0	1,035	-	0	40,000	-
FINLAND	43	92	113.95	5,000	1,601	-67.98
IRELAND	1,783	1,923	7.85	587,891	1,120,694	90.63
ITALY	307	0	-100.00	4,865	0	-100.00
SPAIN	897	1,257	40.13	16,140	21,836	35.29
PORTUGAL	13,263	17,282	30.30	481,217	83,029	-82.75
GREECE	68	642	844.12	500	13,325	2,565.00
HUNGARY	934	3,131	235.22	62,177	48,298	-22.32
POLAND	10	0	-100.00	2,000	0	-100.00
ROMANIA	235	257	9.36	6,747	4,748	-29.63
LATVIA	4	1,170	29,150.00	128	37,612	29,284.38
CROATIA	0	6	-	0	114	-
SLOVENIA	0	12	-	0	243	-
CZECH REPUBLIC	1,131	0	-100.00	32,300	0	-100.00
RUSSIA FEDERATION	1	300	29,900.00	1	4,766	476,500.00
-COKLAT OLAHAN	24,145,521	24,686,529	2.24	78,788,331	93,528,591	18.71
JAPAN	153,274	410,642	167.91	538,600	2,016,815	274.46
HONG KONG	55,242	42,020	-23.93	192,426	223,985	16.40
KOREA, REPUBLIC OF	54,068	272,222	403.48	113,122	671,046	493.21
TAIWAN	66,885	70,536	5.46	142,488	195,878	37.47
CHINA	706,991	1,113,585	57.51	883,329	2,902,236	228.56
THAILAND	868,514	881,852	1.54	1,943,827	2,415,156	24.25
SINGAPORE	190,705	404,239	111.97	387,141	1,181,911	205.29
PHILIPPINES	2,093,368	3,015,595	44.05	2,561,909	7,086,383	176.61
MALAYSIA	891,802	1,314,289	47.37	1,267,513	3,616,185	185.30
CAMBODIA	0	3,621	-	0	12,747	-
BRUNEI DARUSSALAM	52,032	47,440	-8.83	89,189	110,828	24.26
VIET NAM	20,574	63,840	210.29	31,113	111,918	259.71
MALDIVES	36,113	87,914	143.44	78,429	177,655	126.52
INDIA	321,696	524,967	63.19	486,894	1,515,122	211.18
PAKISTAN	124,921	129,400	3.59	146,095	371,560	154.33
BANGLADESH	21,948	21,099	-3.87	67,933	67,800	-0.20
SRI LANKA	16,000	54,000	237.50	15,360	124,550	710.87
IRAQ	0	7,488	-	0	27,950	-
IRAN (ISLAMIC REPUBLIC OF)	17,000	0	-100.00	16,915	0	-100.00
SAUDI ARABIA	22,653	101,144	346.49	68,694	266,105	287.38
ISRAEL	10,592	3,007	-71.61	30,400	6,600	-78.29
KUWAIT	90,464	63,913	-29.35	237,857	160,211	-32.64
JORDAN	0	20	-	0	92	-
LEBANON	985	0	-100.00	2,857	0	-100.00
YEMEN	130,649	88,649	-32.15	218,487	168,374	-22.94
OMAN	2,944	3,775	28.23	9,750	11,514	18.09
SYRIA ARAB REPUBLIC	0	25,000	-	0	72,569	-
TURKEY	100,000	90,000	-10.00	110,000	254,512	131.37
UNITED ARAB EMIRATES	921,282	1,216,596	32.05	4,315,947	6,012,085	39.30
QATAR	0	258	-	0	1,380	-
BAHRAIN	83,448	64,759	-22.40	231,927	164,431	-29.10
EGYPT	145,800	234,599	60.90	661,365	1,320,809	99.71
TUNISIA	0	32,000	-	0	56,640	-
ALGERIA	39,668	0	-100.00	53,833	0	-100.00
ETHIOPIA	0	17,000	-	0	17,000	-
KENYA	65,000	57,906	-10.91	280,500	234,269	-16.48
GHANA	0	122,400	-	0	261,120	-
ANGOLA	12,136	0	-100.00	25,032	0	-100.00
CAMEROON	0	50,999	-	0	121,397	-
SIERRA LEONE	17,000	0	-100.00	15,160	0	-100.00
MAURITANIA	15,300	0	-100.00	32,640	0	-100.00
MALI	13,812	0	-100.00	27,215	0	-100.00

TABEL 5. PERKEMBANGAN EKSPOR INDONESIA MENURUT KOMODITI DAN NEGARA TUJUAN

JENIS BARANG	BERAT BERSIH (KG)		PERUB	NILAI FOB (US \$)		PERUB
	JAN-MAR 2009	JAN-MAR 2010	%	JAN-MAR 2009	JAN-MAR 2010	%
	(1)	(2)	(3)	(4)	(5)	(6)
BENIN	0	14,580	-	0	35,235	-
UGANDA	579	0	-100.00	1,463	0	-100.00
SOUTH AFRICA	532,000	540,466	1.59	1,342,800	1,669,244	24.31
MAURITIUS	73,788	122,855	66.50	170,725	281,049	64.62
AUSTRALIA	1,244,778	1,178,390	-5.33	5,949,177	5,723,026	-3.80
NEW ZEALAND	215,372	250,000	16.08	761,420	1,125,000	47.75
NEW CALEDONIA	0	2,687	-	0	10,656	-
VANUATU	0	312	-	0	468	-
FIJI	1,863	0	-100.00	4,614	0	-100.00
KIRIBATI	100	0	-100.00	325	0	-100.00
SAMOA	0	3,500	-	0	14,088	-
SOLOMON ISLANDS	1,851	3,496	88.87	3,620	7,595	109.81
TONGA	26,160	12,283	-53.05	29,346	18,668	-36.39
EAST TIMOR	37,469	22,774	-39.22	71,013	46,370	-34.70
UNITED STATES	3,726,617	4,258,344	14.27	21,341,764	24,174,140	13.27
MEXICO	65,000	89,826	38.19	90,750	253,619	179.47
CHILE	70,000	154,999	121.43	115,150	169,619	47.30
ARGENTINA	70,000	26,059	-62.77	89,740	76,150	-15.14
BRAZIL	735,861	135,998	-81.52	627,239	110,922	-82.32
COLOMBIA	0	17,000	-	0	34,000	-
URUGUAY	45,000	447,000	893.33	55,688	1,292,250	2,220.52
UNITED KINGDOM	200,200	257,500	28.62	243,140	1,418,778	483.52
NETHERLANDS	1,844,382	680,027	-63.13	9,393,652	4,041,012	-56.98
FRANCE	3,232,877	1,360,000	-57.93	17,314,158	7,454,266	-56.95
GERMANY, FED. REP. OF	495,007	767,540	55.06	1,390,655	3,755,246	170.03
BELGIUM	250	406,025	162,310.00	16,400	1,269,584	7,641.37
SWITZERLAND	385	3,800	887.01	29,329	153,295	422.67
FINLAND	0	105	-	0	1,604	-
ITALY	80,807	57,000	-29.46	458,203	195,763	-57.28
SPAIN	2,940,020	1,072,871	-63.51	2,033,575	2,860,268	40.65
PORTUGAL	0	8,113	-	0	18,470	-
HUNGARY	47,100	51,000	8.28	44,370	96,188	116.79
POLAND	0	272,000	-	0	417,685	-
BULGARIA	0	34,000	-	0	23,800	-
ARMENIA	0	2,206	-	0	6,350	-
BELARUS	0	16,600	-	0	42,330	-
KAZAKHSTAN	0	16,600	-	0	33,200	-
UKRAINE	33,200	484,999	1,360.84	30,210	781,810	2,487.92
UZBEKISTAN	0	25,000	-	0	24,000	-
LITHUANIA	0	17,000	-	0	21,970	-
ESTONIA	612,789	175,000	-71.44	700,633	505,000	-27.92
GEORGIA	0	17,000	-	0	37,015	-
CROATIA	0	34,000	-	0	48,960	-
SLOVAKIA	0	25,000	-	0	52,500	-
RUSSIA FEDERATION	449,200	985,800	119.46	1,195,225	3,268,565	173.47
-GULA TETES	25,182,775	74,883,326	197.36	2,412,610	11,164,684	362.76
HONG KONG	0	99	-	0	297	-
KOREA, REPUBLIC OF	13,703,581	41,470,030	202.62	1,343,840	6,126,946	355.93
TAIWAN	11,400,000	6,500,000	-42.98	1,014,600	968,500	-4.54
SINGAPORE	42,769	3,025	-92.93	13,866	1,995	-85.61
MALAYSIA	30,561	0	-100.00	9,037	0	-100.00
VIET NAM	0	20,044,740	-	0	2,861,740	-
KENYA	4,488	18,823	319.41	29,298	73,977	152.50
AUSTRALIA	351	1,268,593	361,322.51	439	186,624	42,411.16
VANUATU	1,025	1,546	50.83	1,530	2,370	54.90
GERMANY, FED. REP. OF	0	5,576,470	-	0	942,235	-
-KERUPUK UDANG	1,772,745	1,859,348	4.89	3,009,400	3,231,673	7.39
JAPAN	30,108	26,192	-13.01	64,295	59,140	-8.02
HONG KONG	19,080	20,829	9.17	35,252	35,273	0.06
KOREA, REPUBLIC OF	189,507	260,537	37.48	279,770	408,834	46.13
TAIWAN	6,913	10,003	44.70	6,905	10,539	52.63
SINGAPORE	19,970	51,320	156.99	39,604	67,053	69.31
MALAYSIA	26,011	151,446	482.24	35,849	211,858	490.97
VIET NAM	0	364	-	0	738	-
SAUDI ARABIA	64,605	54,247	-16.03	63,347	62,390	-1.51
JORDAN	0	15,997	-	0	19,302	-
UNITED ARAB EMIRATES	16,315	24,997	53.21	18,965	32,726	72.56
SOUTH AFRICA	0	16	-	0	59	-
AUSTRALIA	25,950	13,385	-48.42	45,229	31,313	-30.77
NEW ZEALAND	303	239	-21.12	1,413	480	-66.03
EAST TIMOR	0	525	-	0	511	-
UNITED STATES	131,133	81,153	-38.11	290,490	238,639	-17.85
CANADA	8,077	6,764	-16.26	15,564	11,515	-26.02
UNITED KINGDOM	152,858	213,874	39.92	207,112	369,480	78.40
NETHERLANDS	955,098	809,414	-15.25	1,662,675	1,460,491	-12.16
FRANCE	105,023	72,824	-30.66	207,742	138,111	-33.52

TABEL 5. PERKEMBANGAN EKSPOR INDONESIA MENURUT KOMODITI DAN NEGARA TUJUAN

JENIS BARANG	BERAT BERSIH (KG)		PERUB %	NILAI FOB (US \$)		PERUB %
	JAN-MAR 2009	JAN-MAR 2010		JAN-MAR 2009	JAN-MAR 2010	
	(1)	(2)	(3)	(4)	(5)	(6)
GERMANY, FED. REP. OF	0	3,220	-	0	8,381	-
BELGIUM	12,746	12,895	1.17	16,479	15,399	-6.55
NORWAY	0	16,507	-	0	28,711	-
SWEDEN	229	0	-100.00	530	0	-100.00
SPAIN	8,819	12,600	42.87	18,179	20,730	14.03
-BUAH/SAYURAN OLAHAN	97,428,761	84,880,790	-12.88	66,156,457	57,025,840	-13.80
JAPAN	3,716,453	3,490,237	-6.09	3,430,889	3,428,209	-0.08
HONG KONG	152,074	208,158	36.88	182,748	215,529	17.94
KOREA, DEMOCRATIC PEOPLE'S	0	4,543	-	0	14,851	-
KOREA, REPUBLIC OF	2,395,069	865,226	-63.87	1,191,752	713,189	-40.16
TAIWAN	1,192,879	477,895	-59.94	735,179	855,990	16.43
CHINA	6,813,552	3,938,526	-42.20	913,266	780,666	-14.52
PAPUA NEW GUINEA	0	870	-	0	728	-
THAILAND	2,345	12,942	451.90	9,407	51,677	449.35
SINGAPORE	11,368,365	1,532,767	-86.52	11,521,863	877,431	-92.38
PHILIPPINES	4,065,341	6,072,890	49.38	1,203,810	1,829,766	52.00
MALAYSIA	21,919,854	19,727,363	-10.00	3,571,681	2,857,675	-19.99
BRUNEI DARUSSALAM	26,635	52,764	98.10	35,593	129,712	264.43
VIET NAM	22,652	1,920,553	8,378.51	33,531	2,015,542	5,910.98
MALDIVES	6,396	4,323	-32.41	10,879	8,775	-19.34
INDIA	4,958,541	9,904,517	99.75	3,981,832	9,124,740	129.16
PAKISTAN	265,897	490,105	84.32	276,883	252,975	-8.63
BANGLADESH	0	2,766,171	-	0	1,538,922	-
SRI LANKA	0	130,000	-	0	118,690	-
IRAN (ISLAMIC REPUBLIC OF)	8,134	322,969	3,870.60	1,660	411,678	24,699.88
SAUDI ARABIA	452,710	167,127	-63.08	548,213	206,564	-62.32
ISRAEL	360,738	636,364	76.41	343,561	695,341	102.39
KUWAIT	126,473	100,879	-20.24	161,278	111,980	-30.57
JORDAN	192,685	273,491	41.94	342,034	590,615	72.68
LEBANON	149,378	104,000	-30.38	490,027	58,490	-88.06
YEMEN	28,840	30,720	6.52	31,076	41,412	33.26
OMAN	16,650	3,314	-80.10	22,365	10,592	-52.64
SYRIA ARAB REPUBLIC	215,079	226,650	5.38	474,779	762,818	60.67
TURKEY	386,999	104,075	-73.11	400,177	97,565	-75.62
UNITED ARAB EMIRATES	1,067,606	706,599	-33.81	987,581	793,631	-19.64
QATAR	53,697	54,354	1.22	65,934	67,854	2.91
BAHRAIN	98,816	130,903	32.47	96,878	153,230	58.17
CYPRUS	25,000	0	-100.00	15,000	0	-100.00
EGYPT	208,919	555,760	166.02	179,632	496,531	176.42
LIBYAN ARAB JAMAHIRIYA	94,703	0	-100.00	102,077	0	-100.00
MOROCCO	243,500	0	-100.00	209,815	0	-100.00
TUNISIA	26,000	56,686	118.02	5,000	200,533	3,910.66
ALGERIA	75,000	0	-100.00	45,000	0	-100.00
MOZAMBIQUE	0	50,000	-	0	47,200	-
GUINEA	0	9,840	-	0	41,000	-
ANGOLA	52,000	0	-100.00	34,570	0	-100.00
NIGERIA	36,500	0	-100.00	65,950	0	-100.00
SOUTH AFRICA	504,274	165,523	-67.18	432,051	151,577	-64.92
MAURITIUS	26,000	15,141	-41.77	11,730	8,125	-30.73
AUSTRALIA	591,013	902,609	52.72	773,920	1,437,941	85.80
NEW ZEALAND	95,429	94,459	-1.02	102,313	87,464	-14.51
VANUATU	0	1,474	-	0	708	-
AMERICAN SAMOA	0	10,326	-	0	6,888	-
FIJI	0	461	-	0	842	-
SOLOMON ISLANDS	0	8,141	-	0	2,236	-
EAST TIMOR	19,295	31,962	65.65	10,438	25,956	148.67
UNITED STATES	16,159,238	10,084,077	-37.60	16,357,092	10,657,772	-34.84
CANADA	136,238	185,510	36.17	168,720	233,826	38.59
MEXICO	170,661	180,720	5.89	84,872	117,750	38.74
PANAMA	0	14,414	-	0	14,820	-
SURINAME	991	34	-96.57	1,077	105	-90.25
CHILE	313,152	604,356	92.99	239,863	413,080	72.21
ARGENTINA	957,238	1,813,138	89.41	748,570	1,440,424	92.42
BRAZIL	390,359	253,747	-35.00	319,875	226,150	-29.30
BOLIVIA	12,500	0	-100.00	10,625	0	-100.00
URUGUAY	234,375	206,000	-12.11	173,323	191,866	10.70
PARAGUAY	125,000	200,000	60.00	90,750	187,700	106.83
PERU	68,539	147,690	115.48	45,075	130,312	189.10
PUERTO RICO	112,701	48,196	-57.24	116,575	53,860	-53.80
DOMINICAN REPUBLIC	0	12,500	-	0	10,500	-
COSTA RICA	0	25,750	-	0	24,129	-
CAPE VERDE	50,000	0	-100.00	45,908	0	-100.00
MARTINIQUE	39,098	19,099	-51.15	61,040	24,751	-59.45
UNITED KINGDOM	721,409	443,596	-38.51	862,393	368,772	-57.24
NETHERLANDS	2,270,935	2,789,338	22.83	2,257,520	1,433,659	-36.49
FRANCE	818,574	903,198	10.34	680,500	982,119	44.32
GERMANY, FED. REP. OF	4,005,756	3,408,721	-14.90	3,070,352	2,472,870	-19.46

TABEL 5. PERKEMBANGAN EKSPOR INDONESIA MENURUT KOMODITI DAN NEGARA TUJUAN

JENIS BARANG	BERAT BERSIH (KG)		PERUB	NILAI FOB (US \$)		PERUB
	JAN-MAR 2009	JAN-MAR 2010	%	JAN-MAR 2009	JAN-MAR 2010	%
	(1)	(2)	(3)	(4)	(5)	(6)
AUSTRIA	324,900	529,578	63.00	241,458	444,297	84.01
BELGIUM	602,250	159,584	-73.50	734,290	157,865	-78.50
SWITZERLAND	32,420	169,495	422.81	62,482	367,836	488.71
DENMARK	202,885	24,880	-87.74	247,998	67,718	-72.69
NORWAY	224,705	371,719	65.43	305,049	399,263	30.88
SWEDEN	182,139	137,459	-24.53	153,725	103,696	-32.54
FINLAND	551,524	651,536	18.13	545,680	549,242	0.65
ITALY	999,816	784,957	-21.49	831,629	763,776	-8.16
SPAIN	4,104,835	2,548,041	-37.93	3,520,390	2,455,405	-30.25
PORTUGAL	38,750	50,750	30.97	41,045	47,860	16.60
ICELAND	0	40,857	-	0	46,877	-
GREECE	208,360	215,530	3.44	179,230	164,475	-8.23
HUNGARY	61,000	24,218	-60.30	54,520	26,210	-51.93
POLAND	199,999	432,297	116.15	171,500	407,967	137.88
ROMANIA	158,652	0	-100.00	113,310	0	-100.00
BULGARIA	63,000	25,000	-60.32	48,155	22,500	-53.28
ALBANIA	12,500	13,000	4.00	11,563	2,500	-78.38
UKRAINE	219,999	165,213	-24.90	182,796	119,876	-34.42
LITHUANIA	32,950	0	-100.00	14,500	0	-100.00
LATVIA	52,000	50,000	-3.85	10,000	44,952	349.52
GEORGIA	0	65,000	-	0	50,470	-
CROATIA	0	117,232	-	0	90,320	-
SLOVENIA	0	30,819	-	0	14,740	-
CZECH REPUBLIC	24,475	0	-100.00	24,965	0	-100.00
RUSSIA FEDERATION	483,347	569,864	17.90	275,670	369,692	34.11
-MINUMAN OLAHAN	24,033,345	28,206,796	17.37	14,521,428	15,552,373	7.10
JAPAN	5,148,422	3,673,275	-28.65	2,794,596	2,497,123	-10.64
HONG KONG	1,356,736	1,872,806	38.04	1,363,193	1,144,004	-16.08
KOREA, REPUBLIC OF	20,225	8,938	-55.81	41,389	35,464	-14.32
TAIWAN	430,565	474,103	10.11	373,785	382,547	2.34
CHINA	6,057	94,460	1,459.52	27,922	78,143	179.86
MACAU	0	42,436	-	0	25,079	-
PAPUA NEW GUINEA	151,153	282,871	87.14	64,417	75,277	16.86
THAILAND	426,694	282,862	-33.71	271,607	235,892	-13.15
SINGAPORE	4,841,573	5,038,648	4.07	2,286,862	2,262,417	-1.07
PHILIPPINES	1,134,398	2,581,671	127.58	737,807	2,101,831	184.88
MALAYSIA	1,206,880	1,284,323	6.42	1,064,314	1,014,124	-4.72
CAMBODIA	63,654	42,436	-33.33	46,858	30,336	-35.26
BRUNEI DARUSSALAM	481,941	326,261	-32.30	288,015	278,844	-3.18
VIET NAM	968,137	3,054,230	215.47	1,259,969	1,232,483	-2.18
MALDIVES	46,846	43,501	-7.14	40,966	41,755	1.93
INDIA	20,092	0	-100.00	15,321	0	-100.00
PAKISTAN	24,098	0	-100.00	8,577	0	-100.00
IRAN (ISLAMIC REPUBLIC OF)	0	1,788	-	0	4,080	-
SAUDI ARABIA	31,771	24,560	-22.70	16,927	14,363	-15.15
KUWAIT	0	1	-	0	2	-
JORDAN	2,432	32,795	1,248.48	6,080	96,066	1,480.03
UNITED ARAB EMIRATES	3,017,624	315,768	-89.54	2,260,180	946,570	-58.12
QATAR	0	18,540	-	0	8,520	-
EGYPT	12,855	16,837	30.98	7,110	10,580	48.80
KENYA	14,243	0	-100.00	4,550	0	-100.00
TOGO	0	4	-	0	12	-
GHANA	0	12,800	-	0	14,320	-
CAMEROON	0	18	-	0	24	-
NIGERIA	0	36	-	0	93	-
COTE D'IVOIRE	0	18	-	0	21	-
SENEGAL	0	62	-	0	54	-
BENIN	17,675	91	-99.49	14,145	255	-98.20
GAMBIA	808	0	-100.00	1,802	0	-100.00
SEYCHELLES	0	422	-	0	1,926	-
NIGER	0	65,259	-	0	17,508	-
SOUTH AFRICA	0	4,782	-	0	2,745	-
MAURITIUS	21,536	0	-100.00	20,969	0	-100.00
AUSTRALIA	295,244	369,758	25.24	109,171	137,618	26.06
NEW ZEALAND	1,289	7,359	470.91	6,012	15,512	158.02
GUAM	0	31,900	-	0	4,320	-
NEW CALEDONIA	0	1,232	-	0	704	-
NORTHERN MARIANA ISLANDS	961	202	-78.98	2,488	614	-75.32
VANUATU	247	46,055	18,545.75	370	12,809	3,361.89
AMERICAN SAMOA	33,527	96,413	187.57	20,054	61,020	204.28
COOK ISLANDS	0	18,013	-	0	2,240	-
FIJI	6,282	0	-100.00	2,814	0	-100.00
KIRIBATI	0	778	-	0	1,200	-
MARSHALL ISLANDS	0	35,511	-	0	5,048	-
SAMOA	0	1,973	-	0	2,625	-
SOLOMON ISLANDS	104,906	176,317	68.07	50,580	43,300	-14.39
TONGA	0	37,582	-	0	4,696	-

TABEL 5. PERKEMBANGAN EKSPOR INDONESIA MENURUT KOMODITI DAN NEGARA TUJUAN

JENIS BARANG	BERAT BERSIH (KG)		PERUB %	NILAI FOB (US \$)		PERUB %
	JAN-MAR 2009	JAN-MAR 2010		JAN-MAR 2009	JAN-MAR 2010	
	(1)	(2)	(3)	(4)	(5)	(6)
EAST TIMOR	4,010,379	7,265,981	81.18	1,067,330	2,426,246	127.32
UNITED STATES	27,844	391,175	1,304.88	13,253	223,083	1,583.26
CANADA	506	0	-100.00	600	0	-100.00
BELIZE	0	1,073	-	0	1,375	-
NETHERLANDS	98,979	28,760	-70.94	221,728	38,646	-82.57
GERMANY, FED. REP. OF	21	26	23.81	90	156	73.33
IRELAND	20	178	790.00	20	129	545.00
PORTUGAL	0	99,908	-	0	18,574	-
MONTSERRAT	6,725	0	-100.00	9,557	0	-100.00
-ROKOK DAN TEMBAKAU OLAH.	18,245,380	25,332,831	38.85	111,085,658	164,284,244	47.89
JAPAN	31,543	31,303	-0.76	350,236	344,581	-1.61
HONG KONG	13,383	5,872	-56.12	78,959	39,150	-50.42
KOREA, REPUBLIC OF	2,238	3,264	45.84	12,748	11,231	-11.90
TAIWAN	7,190	3,085	-57.09	54,392	23,828	-56.19
MACAU	46	165	258.70	604	2,505	314.74
THAILAND	1,545,464	883,319	-42.84	7,761,216	5,219,215	-32.75
SINGAPORE	1,866,202	1,646,052	-11.80	18,000,855	17,101,014	-5.00
PHILIPPINES	293,758	1,395,936	375.20	1,971,655	6,798,425	244.81
MALAYSIA	2,424,973	5,343,387	120.35	19,945,621	48,429,957	142.81
CAMBODIA	6,824,738	7,135,860	4.56	33,603,010	41,293,970	22.89
BRUNEI DARUSSALAM	7,436	8,456	13.72	57,014	67,129	17.74
VIET NAM	699,291	477,261	-31.75	6,432,339	4,977,894	-22.61
INDIA	8,461	5,418	-35.97	81,619	44,116	-45.95
BANGLADESH	0	78,600	-	0	400,728	-
IRAN (ISLAMIC REPUBLIC OF)	0	12,496	-	0	144,447	-
SAUDI ARABIA	90,345	101,778	12.65	1,296,800	1,468,062	13.21
JORDAN	72,700	119	-99.84	306,876	564	-99.82
LEBANON	38,304	77,167	101.46	151,200	317,350	109.89
TURKEY	77,832	783,108	906.15	355,122	3,198,690	800.73
UNITED ARAB EMIRATES	52,380	154,096	194.19	273,243	734,348	168.75
QATAR	1,194	1,506	26.13	10,320	13,500	30.81
BAHRAIN	820	890	8.54	9,421	10,294	9.27
EGYPT	232,529	356,959	53.51	499,864	701,267	40.29
TUNISIA	0	22	-	0	7	-
SUDAN	0	98,998	-	0	252,000	-
KENYA	19,799	0	-100.00	117,426	0	-100.00
NIGERIA	99,000	19,800	-80.00	569,250	122,958	-78.40
SENEGAL	60,023	0	-100.00	93,036	0	-100.00
SOUTH AFRICA	305,114	395,438	29.60	1,556,604	1,522,027	-2.22
MAURITIUS	735	352	-52.11	10,800	6,048	-44.00
AUSTRALIA	309,623	448,230	44.77	879,526	1,639,538	86.41
NEW ZEALAND	0	19	-	0	71	-
VANUATU	779	0	-100.00	6,080	0	-100.00
EAST TIMOR	91,728	146,410	59.61	1,127,009	1,723,432	52.92
UNITED STATES	1,101,695	1,302,941	18.27	4,094,993	4,471,119	9.19
CANADA	1,144	809	-29.28	21,096	14,450	-31.50
HONDURAS	0	19,800	-	0	82,368	-
NICARAGUA	0	38,025	-	0	205,967	-
PANAMA	0	7,175	-	0	28,700	-
ARGENTINA	617	0	-100.00	6,008	0	-100.00
BRAZIL	163,059	110,761	-32.07	918,784	674,307	-26.61
BOLIVIA	5,178	0	-100.00	59,750	0	-100.00
PARAGUAY	50,627	565,495	1,016.98	730,094	1,793,327	145.63
PERU	0	249	-	0	1,173	-
TRINIDAD AND TOBAGO	0	45,239	-	0	174,086	-
BAHAMAS	0	268	-	0	5,750	-
PUERTO RICO	72,000	35,951	-50.07	184,763	107,853	-41.63
DOMINICAN REPUBLIC	102	28	-72.55	666	316	-52.55
ARUBA	0	120	-	0	564	-
UNITED KINGDOM	56,098	620	-98.89	314,896	4,627	-98.53
NETHERLANDS	123,785	872,481	604.84	935,854	5,171,419	452.59
FRANCE	118,879	270,255	127.34	583,017	1,180,895	102.55
GERMANY, FED. REP. OF	238,050	879,936	269.64	1,387,365	4,800,124	245.99
AUSTRIA	770	418	-45.71	12,480	6,959	-44.24
BELGIUM	514,366	682,827	32.75	3,687,410	4,585,868	24.37
SWITZERLAND	446	1,928	332.29	7,094	12,826	80.80
DENMARK	110,942	161,915	45.95	804,581	1,119,849	39.18
SWEDEN	0	9,600	-	0	60,480	-
ITALY	39,837	24,012	-39.72	87,323	30,308	-65.29
SPAIN	10,492	46,862	346.65	153,534	288,512	87.91
HUNGARY	495	330	-33.33	8,256	5,324	-35.51
POLAND	59,898	2,277	-96.20	350,930	38,143	-89.13
ROMANIA	40,149	0	-100.00	225,282	0	-100.00
BELARUS	40,002	0	-100.00	34,802	0	-100.00
UKRAINE	35,340	0	-100.00	117,217	0	-100.00
UZBEKISTAN	0	39,600	-	0	144,540	-
LITHUANIA	0	18,603	-	0	575,267	-

TABEL 5. PERKEMBANGAN EKSPOR INDONESIA MENURUT KOMODITI DAN NEGARA TUJUAN

JENIS BARANG	BERAT BERSIH (KG)		PERUB %	NILAI FOB (US \$)		PERUB %
	JAN-MAR 2009	JAN-MAR 2010		JAN-MAR 2009	JAN-MAR 2010	
	(1)	(2)	(3)	(4)	(5)	(6)
GEORGIA	0	153	-	0	7,652	-
CZECH REPUBLIC	1,518	902	-40.58	9,349	10,774	15.24
RUSSIA FEDERATION	282,263	577,885	104.73	737,269	2,072,351	181.08
-DAGING TERNAK	878,890	833,455	-5.17	3,595,942	3,625,858	0.83
JAPAN	387	1,144	195.61	17,374	8,113	-53.30
HONG KONG	83,772	42,786	-48.93	72,775	32,949	-54.72
KOREA, REPUBLIC OF	7,591	13,796	81.74	31,350	65,445	108.76
TAIWAN	0	187	-	0	38	-
CHINA	22,038	64,978	194.85	11,019	215,226	1,853.23
MALAYSIA	11,953	10,940	-8.47	11,302	9,195	-18.64
VIET NAM	0	18,964	-	0	16,119	-
INDIA	0	150	-	0	150	-
UNITED ARAB EMIRATES	0	3	-	0	5	-
EAST TIMOR	0	825	-	0	166	-
CANADA	0	19,800	-	0	116,790	-
UNITED KINGDOM	2,521	0	-100.00	17,042	0	-100.00
NETHERLANDS	17,250	0	-100.00	70,225	0	-100.00
FRANCE	105,972	133,060	25.56	511,564	691,010	35.08
BELGIUM	621,740	513,946	-17.34	2,822,267	2,401,332	-14.91
SWITZERLAND	5,666	6,687	18.02	31,024	38,183	23.08
SPAIN	0	6,189	-	0	31,137	-
-DAGING UNGGAS	14	78,222	558,628.57	1,200	39,685	3,207.08
JAPAN	0	2	-	0	220	-
VIET NAM	0	78,080	-	0	39,040	-
JORDAN	0	85	-	0	10	-
UNITED ARAB EMIRATES	0	55	-	0	415	-
UNITED STATES	14	0	-100.00	1,200	0	-100.00
-IKAN OLAHAN	42,121,309	52,300,191	24.17	172,518,817	197,192,928	14.30
JAPAN	7,370,620	8,730,582	18.45	32,662,769	34,704,745	6.25
HONG KONG	309,106	368,483	19.21	2,462,904	3,447,761	39.99
KOREA, REPUBLIC OF	2,445,811	2,783,317	13.80	3,677,921	4,100,103	11.48
TAIWAN	409,137	1,867,956	356.56	589,862	2,269,167	284.69
CHINA	115,212	336,132	191.75	457,374	853,990	86.72
PAPUA NEW GUINEA	0	31,968	-	0	44,100	-
THAILAND	2,208,255	1,921,890	-12.97	2,416,583	2,366,306	-2.08
SINGAPORE	1,956,953	1,430,849	-26.88	3,735,433	3,373,825	-9.68
PHILIPPINES	44,428	66,740	50.22	40,489	126,765	213.09
MALAYSIA	1,151,570	1,927,531	67.38	2,037,669	3,401,833	66.95
VIET NAM	134,601	765,739	468.90	182,824	1,411,384	671.99
MALDIVES	0	183	-	0	509	-
INDIA	0	5	-	0	12	-
SRI LANKA	976,158	1,201,731	23.11	1,025,350	1,235,418	20.49
IRAN (ISLAMIC REPUBLIC OF)	0	78,999	-	0	267,140	-
SAUDI ARABIA	812,109	1,049,884	29.28	3,361,154	3,951,012	17.55
ISRAEL	61,680	66,180	7.30	219,653	138,267	-37.05
KUWAIT	44,012	115,448	162.31	109,330	406,020	271.37
JORDAN	620,158	1,049,869	69.29	1,894,720	3,190,476	68.39
LEBANON	1,905	880	-53.81	5,190	5,650	8.86
YEMEN	166,055	75,480	-54.55	470,905	202,000	-57.10
SYRIA ARAB REPUBLIC	57,000	45,288	-20.55	139,770	127,500	-8.78
UNITED ARAB EMIRATES	28,749	37,510	30.47	246,119	127,405	-48.23
CYPRUS	0	1,547	-	0	3,800	-
EGYPT	62,741	75,166	19.80	286,359	184,414	-35.60
LIBYAN ARAB JAMAHIRIYA	649,098	690,973	6.45	2,413,202	2,054,891	-14.85
MOROCCO	81,541	15,080	-81.51	121,927	32,860	-73.05
ALGERIA	26,000	0	-100.00	54,000	0	-100.00
NAMIBIA	0	179,007	-	0	189,073	-
TANZANIA, UNITED REPUBLIC OF	68,944	0	-100.00	80,920	0	-100.00
MADAGASCAR	0	15,436	-	0	27,633	-
REUNION	15,510	5,979	-61.45	82,242	40,780	-50.41
MOZAMBIQUE	31,000	0	-100.00	39,000	0	-100.00
BOTSWANA	0	18,360	-	0	21,510	-
EQUATORIAL GUINEA	93,000	54,375	-41.53	159,800	134,850	-15.61
TOGO	121,560	64,885	-46.62	249,620	114,819	-54.00
GHANA	553,413	1,102,994	99.31	791,586	1,778,891	124.72
LIBERIA	64,500	48,500	-24.81	104,080	89,600	-13.91
ANGOLA	314,647	470,862	49.65	335,338	535,213	59.60
CONGO	82,500	136,500	65.45	180,160	293,160	62.72
CAMEROON	268,492	124,999	-53.44	446,750	304,280	-31.89
NIGERIA	131,500	357,998	172.24	282,560	764,239	170.47
GABON	15,500	35,912	131.69	26,000	66,622	156.24
COTE D'IVOIRE	30,898	247,164	699.94	49,948	399,444	699.72
MAURITANIA	0	17,500	-	0	42,000	-
MALI	0	35,000	-	0	84,000	-
BENIN	18,000	53,500	197.22	45,360	128,400	183.07

TABEL 5. PERKEMBANGAN EKSPOR INDONESIA MENURUT KOMODITI DAN NEGARA TUJUAN

JENIS BARANG	BERAT BERSIH (KG)		PERUB %	NILAI FOB (US \$)		PERUB %
	JAN-MAR 2009	JAN-MAR 2010		JAN-MAR 2009	JAN-MAR 2010	
	(1)	(2)	(3)	(4)	(5)	(6)
GAMBIA	0	17,799	-	0	42,960	-
SOUTH AFRICA	178,676	420,685	135.45	540,500	581,249	7.54
ZIMBABWE	0	46,499	-	0	79,740	-
MALAWI	30,999	0	-100.00	41,000	0	-100.00
COMOROS	18,000	18,000	0.00	46,080	43,632	-5.31
MAURITIUS	16,162	61,880	282.87	33,918	149,609	341.09
AUSTRALIA	413,634	560,629	35.54	2,074,087	3,646,270	75.80
NEW ZEALAND	6,105	68,851	1,027.78	24,132	101,413	320.24
SAMOA	36,720	204,408	456.67	39,600	230,436	481.91
SOLOMON ISLANDS	0	15,444	-	0	25,200	-
EAST TIMOR	315,599	189,133	-40.07	402,933	345,517	-14.25
UNITED STATES	13,333,776	14,266,336	6.99	81,919,693	86,044,909	5.04
CANADA	257,279	351,442	36.60	1,198,784	2,215,121	84.78
MEXICO	83,677	60,523	-27.67	150,528	164,356	9.19
TRINIDAD AND TOBAGO	0	104,000	-	0	117,404	-
BAHAMAS	0	16,626	-	0	29,621	-
PUERTO RICO	163,962	114,812	-29.98	1,061,248	898,619	-15.32
DOMINICAN REPUBLIC	24,900	73,948	196.98	29,210	158,266	441.82
HAITI	0	34,884	-	0	50,040	-
MARTINIQUE	31,079	11,620	-62.61	106,099	30,918	-70.86
NETHERLANDS ANTILLES	22,880	0	-100.00	139,620	0	-100.00
GUADELOUPE	0	12,341	-	0	19,884	-
UNITED KINGDOM	398,824	816,396	104.70	2,508,200	4,620,655	84.22
NETHERLANDS	1,479,694	1,035,846	-30.00	7,992,427	6,683,166	-16.38
FRANCE	350,114	325,713	-6.97	1,128,377	727,523	-35.52
GERMANY, FED. REP. OF	1,743,796	2,619,631	50.23	4,915,177	6,656,911	35.44
AUSTRIA	0	2,623	-	0	8,333	-
BELGIUM	833,980	899,334	7.84	4,397,361	5,367,196	22.05
SWITZERLAND	0	18,048	-	0	44,800	-
DENMARK	14,731	41,874	184.26	31,837	223,963	603.47
SWEDEN	17,006	0	-100.00	141,141	0	-100.00
ITALY	126,820	204,451	61.21	461,084	660,788	43.31
SPAIN	13,763	23,659	71.90	75,750	88,225	16.47
PORTUGAL	0	10,514	-	0	12,747	-
GREECE	8,880	14,412	62.30	51,000	73,315	43.75
DEMOCRATIC REPUBLIC OF THE	428,684	984,916	129.75	616,143	1,750,675	184.13
POLAND	0	25,709	-	0	58,503	-
ROMANIA	0	16,316	-	0	27,805	-
BULGARIA	73,472	87,623	19.26	255,655	221,776	-13.25
YUGOSLAVIA	0	10,000	-	0	15,000	-
ALBANIA	15,345	108,000	603.81	42,656	293,296	587.58
UKRAINE	0	77,927	-	0	103,445	-
LITHUANIA	8,000	0	-100.00	112,550	0	-100.00
CROATIA	47,952	60,347	25.85	184,500	149,611	-18.91
SLOVENIA	41,368	0	-100.00	82,050	0	-100.00
CZECH REPUBLIC	13,871	13,871	0.00	87,250	82,650	-5.27
RUSSIA FEDERATION	29,198	548,740	1,779.38	143,356	1,305,514	810.68
-BERAS GILING	100,973	59,061	-41.51	69,180	69,973	1.15
HONG KONG	166	0	-100.00	245	0	-100.00
KOREA, REPUBLIC OF	25	0	-100.00	30	0	-100.00
TAIWAN	46,200	0	-100.00	33,264	0	-100.00
CHINA	16	0	-100.00	1	0	-100.00
SINGAPORE	44,000	40,000	-9.09	31,874	44,525	39.69
MALAYSIA	9,163	18,998	107.33	2,798	25,380	807.08
SAUDI ARABIA	1,278	0	-100.00	810	0	-100.00
GERMANY, FED. REP. OF	0	63	-	0	68	-
ITALY	125	0	-100.00	158	0	-100.00
-KOPI OLAHAN	20,122	14,629	-27.30	58,915	45,188	-23.30
JAPAN	38	6,000	15,689.47	866	31,400	3,525.87
SINGAPORE	18,000	0	-100.00	54,900	0	-100.00
MALAYSIA	2,084	8,629	314.06	3,149	13,788	337.85
-TEH OLAHAN	2,083,250	2,149,481	3.18	5,468,680	7,901,436	44.49
JAPAN	30,506	29,459	-3.43	84,563	124,246	46.93
HONG KONG	945	307	-67.51	1,877	666	-64.52
KOREA, REPUBLIC OF	263	3,040	1,055.89	857	1,575	83.78
TAIWAN	158,203	248,662	57.18	357,269	564,406	57.98
CHINA	35,900	1,400	-96.10	30,925	35,000	13.18
MONGOLIA	6,068	9,045	49.06	31,653	57,822	82.67
THAILAND	18,343	5,966	-67.48	20,081	38,085	89.66
SINGAPORE	148,109	97,028	-34.49	417,315	478,917	14.76
PHILIPPINES	10,450	25,324	142.33	67,927	173,704	155.72
MALAYSIA	313,789	368,055	17.29	854,818	1,394,770	63.17
CAMBODIA	479	480	0.21	2,548	3,004	17.90
VIET NAM	62,302	68,506	9.96	295,312	423,678	43.47
INDIA	23,514	0	-100.00	30,207	0	-100.00

TABEL 5. PERKEMBANGAN EKSPOR INDONESIA MENURUT KOMODITI DAN NEGARA TUJUAN

JENIS BARANG	BERAT BERSIH (KG)		PERUB	NILAI FOB (US \$)		PERUB
	JAN-MAR 2009	JAN-MAR 2010	%	JAN-MAR 2009	JAN-MAR 2010	%
	(1)	(2)	(3)	(4)	(5)	(6)
PAKISTAN	263,334	127,780	-51.48	534,922	288,657	-46.04
AFGHANISTAN	12,839	58,875	358.56	17,910	84,855	373.79
IRAN (ISLAMIC REPUBLIC OF)	67,100	44,360	-33.89	87,346	119,199	36.47
SAUDI ARABIA	5,777	23,902	313.74	35,370	118,254	234.33
TURKEY	10,000	20,000	100.00	12,500	30,400	143.20
UNITED ARAB EMIRATES	27,177	24,145	-11.16	37,128	27,720	-25.34
EGYPT	20,000	0	-100.00	23,600	0	-100.00
AUSTRALIA	388,168	543,736	40.08	1,490,769	2,618,177	75.63
NEW ZEALAND	109,580	180,108	64.36	354,128	764,056	115.76
EAST TIMOR	5,352	6,370	19.02	9,486	10,483	10.51
UNITED STATES	11,348	1,801	-84.13	37,065	1,757	-95.26
CANADA	217	0	-100.00	724	0	-100.00
SURINAME	3,043	0	-100.00	15,946	0	-100.00
CHILE	10,000	0	-100.00	13,500	0	-100.00
BRAZIL	815	0	-100.00	32,330	0	-100.00
UNITED KINGDOM	112,077	87,999	-21.48	229,428	139,220	-39.32
NETHERLANDS	0	9,600	-	0	14,400	-
GERMANY, FED. REP. OF	127,212	83,400	-34.44	137,279	132,320	-3.61
SWITZERLAND	11,340	0	-100.00	32,797	0	-100.00
ITALY	0	215	-	0	257	-
POLAND	42,000	55,998	33.33	80,460	204,380	154.01
KYRGYZSTAN	0	23,920	-	0	51,428	-
RUSSIA FEDERATION	47,000	0	-100.00	90,640	0	-100.00
-GULA PASIR	193,865	140,850	-27.35	127,776	248,167	94.22
HONG KONG	5,955	6,301	5.81	9,982	11,953	19.75
KOREA, REPUBLIC OF	125	181	44.80	410	732	78.54
TAIWAN	246	619	151.63	275	696	153.09
SINGAPORE	27,352	13,490	-50.68	13,149	9,436	-28.24
MALAYSIA	99,529	25,875	-74.00	15,600	17,071	9.43
SOUTH AFRICA	0	22	-	0	82	-
AUSTRALIA	2,911	2,639	-9.34	6,426	9,255	44.02
EAST TIMOR	0	130	-	0	129	-
UNITED STATES	7,152	30,238	322.79	31,186	129,520	315.31
CANADA	50,595	61,355	21.27	50,748	69,293	36.54
-GULA LAINNYA	3,395,755	3,514,353	3.49	2,295,056	2,468,779	7.57
JAPAN	2,022	0	-100.00	2,576	0	-100.00
HONG KONG	878	16,562	1,786.33	2,244	18,718	734.14
KOREA, REPUBLIC OF	96,980	84,744	-12.62	118,224	76,165	-35.58
TAIWAN	0	5,000	-	0	13,000	-
PAPUA NEW GUINEA	4,727	0	-100.00	2,805	0	-100.00
THAILAND	28,000	55,200	97.14	29,099	22,973	-21.05
SINGAPORE	241,129	192,592	-20.13	238,652	209,781	-12.10
PHILIPPINES	7	144,869	2,069,457.14	656	227,928	34,645.12
MALAYSIA	77,995	106,992	37.18	85,756	127,572	48.76
VIET NAM	1,047,428	800,098	-23.61	512,849	379,201	-26.06
MALDIVES	0	1,039	-	0	2,309	-
INDIA	0	226,931	-	0	116,350	-
PAKISTAN	0	1,601	-	0	1,704	-
BANGLADESH	40,600	0	-100.00	18,035	0	-100.00
SAUDI ARABIA	5,967	0	-100.00	4,780	0	-100.00
ISRAEL	76,442	14,500	-81.03	46,049	11,528	-74.97
JORDAN	203	0	-100.00	1,727	0	-100.00
UNITED ARAB EMIRATES	0	124	-	0	486	-
BENIN	1,958	0	-100.00	675	0	-100.00
SOUTH AFRICA	12,750	327,100	2,465.49	6,337	142,302	2,145.57
AUSTRALIA	33,191	52,782	59.03	26,662	38,757	45.36
NEW ZEALAND	118,623	66,000	-44.36	72,172	44,133	-38.85
VANUATU	0	465	-	0	262	-
COOK ISLANDS	3,435	0	-100.00	4,598	0	-100.00
FIJI	0	24,000	-	0	12,960	-
EAST TIMOR	3,063	11,090	262.06	4,772	21,191	344.07
UNITED STATES	908,466	1,219,999	34.29	668,566	890,081	33.13
CANADA	49,400	31,591	-36.05	23,712	25,947	9.43
GUATEMALA	48,000	0	-100.00	21,292	0	-100.00
SURINAME	0	229	-	0	705	-
UNITED KINGDOM	12,750	0	-100.00	8,127	0	-100.00
NETHERLANDS	325,495	7,897	-97.57	230,672	12,487	-94.59
NORWAY	178,500	122,948	-31.12	110,329	72,239	-34.52
FINLAND	207	0	-100.00	1,840	0	-100.00
SPAIN	16,489	0	-100.00	8,700	0	-100.00
PORTUGAL	61,050	0	-100.00	43,150	0	-100.00
-MAKANAN OLAHAN LAINNYA	80,852,461	106,327,980	31.51	169,724,568	247,376,295	45.75
JAPAN	1,001,221	903,671	-9.74	4,526,298	3,869,146	-14.52
HONG KONG	2,118,526	2,622,026	23.77	12,855,913	16,347,451	27.16
KOREA, DEMOCRATIC PEOPLE'S	12,042	0	-100.00	12,711	0	-100.00

TABEL 5. PERKEMBANGAN EKSPOR INDONESIA MENURUT KOMODITI DAN NEGARA TUJUAN

JENIS BARANG	BERAT BERSIH (KG)		PERUB	NILAI FOB (US \$)		PERUB
	JAN-MAR 2009	JAN-MAR 2010	%	JAN-MAR 2009	JAN-MAR 2010	%
	(1)	(2)	(3)	(4)	(5)	(6)
KOREA, REPUBLIC OF	1,313,628	1,978,560	50.62	2,454,343	2,336,498	-4.80
TAIWAN	4,034,223	4,488,463	11.26	5,768,541	7,889,547	36.77
CHINA	989,133	1,523,872	54.06	2,103,765	5,303,515	152.10
MONGOLIA	0	14,807	-	0	28,442	-
MACAU	15,258	113	-99.26	30,600	91,346	198.52
PAPUA NEW GUINEA	837,636	1,084,242	29.44	2,313,899	3,130,613	35.30
THAILAND	3,332,653	3,545,952	6.40	6,599,334	8,371,466	26.85
SINGAPORE	3,477,041	3,423,465	-1.54	28,519,598	32,734,503	14.78
PHILIPPINES	10,257,194	18,923,002	84.49	16,678,446	40,478,707	142.70
MALAYSIA	15,713,080	21,455,803	36.55	19,488,416	29,488,364	51.31
MYANMAR (FORM. BURMA)	56,882	52,066	-8.47	155,565	115,892	-25.50
CAMBODIA	23,552	103,347	338.80	187,417	635,006	238.82
BRUNEI DARUSSALAM	707,209	838,747	18.60	1,147,944	1,557,295	35.66
LAO PEOPLE'S DEMOCRATIC RE	6,000	0	-100.00	17,025	0	-100.00
VIET NAM	2,432,731	4,213,669	73.21	5,957,144	10,960,288	83.99
MALDIVES	234,103	191,815	-18.06	458,749	317,059	-30.89
INDIA	361,982	774,999	114.10	601,093	1,017,132	69.21
PAKISTAN	338,033	3,992,287	1,081.03	980,479	5,851,846	496.84
BANGLADESH	80,892	56,207	-30.52	183,351	148,111	-19.22
SRI LANKA	20,656	88,031	326.18	26,837	148,874	454.73
AFGHANISTAN	25,461	26,748	5.05	104,135	113,004	8.52
IRAN (ISLAMIC REPUBLIC OF)	20,475	35,750	74.60	65,198	65,174	-0.04
SAUDI ARABIA	4,042,137	4,869,893	20.48	11,294,424	14,043,686	24.34
ISRAEL	293,309	259,057	-11.68	394,654	533,020	35.06
KUWAIT	150,097	230,284	53.42	309,190	424,811	37.39
JORDAN	563,318	740,637	31.48	1,165,682	1,951,275	67.39
LEBANON	162,060	209,650	29.37	363,999	513,825	41.16
YEMEN	191,360	212,795	11.20	308,778	387,860	25.61
OMAN	49,195	54,223	10.22	104,436	120,813	15.68
SYRIA ARAB REPUBLIC	36,000	67,208	86.69	6,660	124,115	1,763.59
TURKEY	20,982	256,774	1,123.78	17,999	390,595	2,070.09
UNITED ARAB EMIRATES	1,838,107	1,250,761	-31.95	3,480,745	2,949,292	-15.27
QATAR	88,640	74,323	-16.15	156,135	92,890	-40.51
BAHRAIN	104,838	166,159	58.49	209,512	314,075	49.91
CYPRUS	17,848	16,834	-5.68	26,982	27,007	0.09
EGYPT	137,373	180,188	31.17	317,941	355,488	11.81
LIBYAN ARAB JAMAHIRIYA	49	42,748	87,140.82	60	103,994	173,223.33
MOROCCO	44,893	7,526	-83.24	47,274	14,052	-70.28
ALGERIA	4,712	62,372	1,223.68	13,974	70,288	402.99
ERITREA	9,543	9,540	-0.03	39,720	39,750	0.08
NAMIBIA	5,769	710	-87.69	4,808	3,664	-23.79
TANZANIA, UNITED REPUBLIC OF	0	5,937	-	0	8,503	-
MADAGASCAR	16,477	218,678	1,227.17	34,137	247,331	624.52
KENYA	145,634	135,547	-6.93	283,022	230,437	-18.58
REUNION	0	4,997	-	0	6,247	-
MOZAMBIQUE	0	9,937	-	0	17,089	-
TOGO	11,478	104,519	810.60	72,405	252,338	248.51
GHANA	173,365	133,779	-22.83	311,922	251,608	-19.34
GUINEA	42,596	25,152	-40.95	104,088	37,600	-63.88
ANGOLA	94,235	122,453	29.94	222,358	214,446	-3.56
CONGO	0	17	-	0	20	-
CAMEROON	15,300	4,475	-70.75	31,620	14,184	-55.14
NIGERIA	2,505,271	1,246,506	-50.24	4,780,557	6,207,199	29.84
GABON	20,982	0	-100.00	17,651	0	-100.00
COTE D'IVOIRE	0	28	-	0	35	-
SENEGAL	14,360	9,816	-31.64	176,052	40,900	-76.77
MAURITANIA	7,700	0	-100.00	23,954	0	-100.00
MALI	391	7,547	1,830.18	775	92,070	11,780.00
BENIN	29,732	114,389	284.73	48,563	206,143	324.49
GUINEA BISSAU	0	4	-	0	24	-
GAMBIA	1,715	22,128	1,190.26	3,826	92,200	2,309.83
SEYCHELLES	18,374	18,815	2.40	36,312	58,708	61.68
UGANDA	2,737	0	-100.00	7,647	0	-100.00
SAO TOME AND PRINCIPE	0	3,811	-	0	5,400	-
SOUTH AFRICA	224,893	826,705	267.60	415,908	1,338,959	221.94
MAURITIUS	167,729	216,047	28.81	318,397	406,432	27.65
AUSTRALIA	3,704,816	4,922,763	32.87	6,290,284	11,047,104	75.62
NEW ZEALAND	808,275	704,668	-12.82	1,477,987	1,370,954	-7.24
MICRONESIA, FEDERATED STAT	14,946	4,904	-67.19	33,894	7,492	-77.90
GUAM	3,680	2,995	-18.61	39,631	29,937	-24.46
NAURU	5,674	9,035	59.24	9,568	22,168	131.69
NEW CALEDONIA	42,302	62,911	48.72	87,299	102,332	17.22
NORTHERN MARIANA ISLANDS	4,454	14,336	221.87	11,496	35,397	207.91
VANUATU	15,628	53,982	245.42	21,714	82,750	281.09
AMERICAN SAMOA	40,723	7,563	-81.43	53,264	11,931	-77.60
COOK ISLANDS	11,420	0	-100.00	15,535	0	-100.00
FIJI	109,138	185,472	69.94	205,289	360,757	75.73
KIRIBATI	11,741	14,189	20.85	25,773	25,358	-1.61

TABEL 5. PERKEMBANGAN EKSPOR INDONESIA MENURUT KOMODITI DAN NEGARA TUJUAN

JENIS BARANG	BERAT BERSIH (KG)		PERUB %	NILAI FOB (US \$)		PERUB %
	JAN-MAR 2009	JAN-MAR 2010		JAN-MAR 2009	JAN-MAR 2010	
	(1)	(2)	(3)	(4)	(5)	(6)
MARSHALL ISLANDS	7,035	0	-100.00	13,754	0	-100.00
SAMOA	24,418	36,924	51.22	47,768	76,018	59.14
SOLOMON ISLANDS	114,088	179,719	57.53	208,998	299,090	43.11
TONGA	127,707	110,345	-13.60	154,649	147,853	-4.39
TUVALU	9,450	0	-100.00	18,047	0	-100.00
EAST TIMOR	3,195,232	3,410,622	6.74	3,790,362	4,095,775	8.06
UNITED STATES	5,766,790	5,097,680	-11.60	9,739,297	11,959,673	22.80
CANADA	458,135	291,991	-36.27	649,124	1,105,438	70.30
MEXICO	187,705	386,645	105.99	361,120	677,412	87.59
PANAMA	6,750	4,208	-37.66	12,500	16,940	35.52
CUBA	3,718	0	-100.00	5,473	0	-100.00
SURINAME	23,027	48,317	109.83	31,876	96,474	202.65
CHILE	3,703	1,658	-55.23	11,169	21,706	94.34
VENEZUELA	51,000	43,060	-15.57	33,150	42,475	28.13
ARGENTINA	4,337	0	-100.00	3,105	0	-100.00
BRAZIL	231,055	408,687	76.88	100,590	279,457	177.82
COLOMBIA	0	2,707	-	0	12,300	-
URUGUAY	5,500	500	-90.91	9,736	6,675	-31.44
GUYANA	3,380	17,064	404.85	4,781	28,456	495.19
TRINIDAD AND TOBAGO	0	17,106	-	0	31,060	-
PUERTO RICO	300,965	431,608	43.41	400,361	547,542	36.76
DOMINICAN REPUBLIC	124,000	217,000	75.00	26,740	62,772	134.75
COSTA RICA	0	24,000	-	0	27,600	-
HAITI	13,679	0	-100.00	17,480	0	-100.00
DOMINICA	34,000	0	-100.00	10,000	0	-100.00
FRENCH POLYNESIA	14,313	16,020	11.93	48,619	32,090	-34.00
NETHERLANDS ANTILLES	132	0	-100.00	1,076	0	-100.00
UNITED KINGDOM	399,486	346,500	-13.26	1,163,252	990,184	-14.88
NETHERLANDS	4,521,314	4,037,753	-10.70	4,853,873	4,876,871	0.47
FRANCE	10,461	16,112	54.02	23,544	59,349	152.08
GERMANY, FED. REP. OF	280,589	357,340	27.35	963,887	781,608	-18.91
AUSTRIA	39,879	1,661	-95.83	201,299	4,028	-98.00
BELGIUM	89,869	127,313	41.67	230,403	288,019	25.01
SWITZERLAND	6,013	5,995	-0.30	17,195	9,864	-42.63
DENMARK	300	0	-100.00	44,198	0	-100.00
NORWAY	20,571	23,852	15.95	49,151	47,132	-4.11
SWEDEN	53,947	157,578	192.10	51,704	190,164	267.79
FINLAND	50	1,234,542	2,468,984.00	4,800	2,001,335	41,594.48
ITALY	46,262	77,142	66.75	304,280	405,029	33.11
SPAIN	764,279	451,689	-40.90	642,377	744,241	15.86
PORTUGAL	21,034	78,804	274.65	14,113	98,444	597.54
MONTSERRAT	3,130	0	-100.00	4,455	0	-100.00
GREECE	22	11,998	54,436.36	141	3,301	2,241.13
DEMOCRATIC REPUBLIC OF THE	0	32,049	-	0	57,640	-
POLAND	54,400	63,332	16.42	141,965	347,802	144.99
ROMANIA	0	24,998	-	0	3,350	-
BULGARIA	18,690	49,710	165.97	50,135	124,352	148.03
ARMENIA	0	7,889	-	0	22,713	-
KAZAKHSTAN	17,856	15,000	-15.99	42,904	19,125	-55.42
KYRGYZSTAN	3,744	0	-100.00	8,996	0	-100.00
UKRAINE	59,890	1,214	-97.97	62,286	6,294	-89.90
LITHUANIA	21,000	21,000	0.00	63,000	122,700	94.76
LATVIA	0	4,218	-	0	16,085	-
ESTONIA	18,850	0	-100.00	7,540	0	-100.00
MALTA	90,996	37,026	-59.31	165,875	72,241	-56.45
SLOVENIA	0	7,650	-	0	11,645	-
CZECH REPUBLIC	164,103	97,654	-40.49	252,718	193,986	-23.24
RUSSIA FEDERATION	0	28,671	-	0	28,155	-
SEMEN	521,275,913	315,930,556	-39.39	23,881,513	12,163,154	-49.07
JAPAN	0	3,458	-	0	2,300	-
HONG KONG	448,000	896,000	100.00	44,962	89,924	100.00
TAIWAN	4,506,320	4,070,000	-9.68	357,613	357,975	0.10
PAPUA NEW GUINEA	0	4,205	-	0	1,728	-
THAILAND	10,902	72,387	563.98	1,000	15,361	1,436.10
SINGAPORE	137,599	110,008	-20.05	33,351	10,098	-69.72
PHILIPPINES	0	201,600	-	0	19,623	-
MALAYSIA	37,118,783	120,447,157	224.49	1,342,013	4,238,635	215.84
MYANMAR (FORM. BURMA)	0	67,200	-	0	6,316	-
BRUNEI DARUSSALAM	0	2,500,500	-	0	310,737	-
VIET NAM	50,000	20,000	-60.00	4,412	5,040	14.23
INDIA	38,501,214	25,050,608	-34.94	1,194,022	733,857	-38.54
BANGLADESH	35,000,000	73,261,374	109.32	1,085,000	1,848,383	70.36
SRI LANKA	219,686,455	0	-100.00	11,144,071	0	-100.00
TANZANIA, UNITED REPUBLIC OF	42,022,187	0	-100.00	1,509,017	0	-100.00
MADAGASCAR	26,462,682	0	-100.00	1,248,321	0	-100.00
REUNION	625	0	-100.00	817	0	-100.00
EQUATORIAL GUINEA	21,000,000	0	-100.00	1,239,000	0	-100.00

TABEL 5. PERKEMBANGAN EKSPOR INDONESIA MENURUT KOMODITI DAN NEGARA TUJUAN

JENIS BARANG	BERAT BERSIH (KG)		PERUB	NILAI FOB (US \$)		PERUB
	JAN-MAR 2009	JAN-MAR 2010	%	JAN-MAR 2009	JAN-MAR 2010	%
	(1)	(2)	(3)	(4)	(5)	(6)
COMOROS	3,500,812	0	-100.00	192,545	0	-100.00
MAURITIUS	72,538,599	56,038,191	-22.75	3,089,237	2,017,375	-34.70
NEW ZEALAND	500,000	800,000	60.00	77,000	123,200	60.00
VANUATU	0	1,405,998	-	0	76,496	-
EAST TIMOR	11,115,202	22,461,083	102.08	819,064	1,731,708	111.43
UNITED STATES	109	5,800,789	5,321,724.77	90	415,492	461,557.78
FRENCH POLYNESIA	8,674,000	2,503,998	-71.13	486,947	137,569	-71.75
FRANCE	816	0	-100.00	1,611	0	-100.00
GERMANY, FED. REP. OF	36	0	-100.00	133	0	-100.00
BELGIUM	70	0	-100.00	5	0	-100.00
SPAIN	48	0	-100.00	25	0	-100.00
PORTUGAL	0	216,000	-	0	21,337	-
SLOVAKIA	1,093	0	-100.00	11,215	0	-100.00
RUSSIA FEDERATION	361	0	-100.00	42	0	-100.00
-DARI ROTAN	806,690	1,078,232	33.66	2,870,135	3,940,882	37.31
JAPAN	62,054	81,720	31.69	339,440	454,432	33.88
HONG KONG	0	41	-	0	204	-
KOREA, REPUBLIC OF	64,423	175,677	172.69	174,093	394,959	126.87
TAIWAN	18,328	780	-95.74	50,708	984	-98.06
CHINA	0	9,412	-	0	22,555	-
THAILAND	152	820	439.47	234	3,451	1,374.79
PHILIPPINES	88	0	-100.00	130	0	-100.00
MALAYSIA	4,316	197	-95.44	4,880	168	-96.56
MALDIVES	480	904	88.33	4,713	13,586	188.27
INDIA	336	130	-61.31	622	230	-63.02
SAUDI ARABIA	6,700	0	-100.00	31,114	0	-100.00
KUWAIT	0	680	-	0	6,329	-
JORDAN	1,710	0	-100.00	1,541	0	-100.00
LEBANON	603	0	-100.00	1,269	0	-100.00
OMAN	11	0	-100.00	81	0	-100.00
TURKEY	949	2,375	150.26	1,264	3,027	139.48
UNITED ARAB EMIRATES	30	704	2,246.67	192	6,556	3,314.58
REUNION	117	0	-100.00	235	0	-100.00
ANGOLA	857	0	-100.00	944	0	-100.00
SEYCHELLES	15,081	367	-97.57	28,215	600	-97.87
SOUTH AFRICA	523	1,909	265.01	1,041	6,701	543.71
VIRGIN ISLANDS (BRITISH)	92	0	-100.00	356	0	-100.00
AUSTRALIA	27,685	18,578	-32.90	58,926	39,691	-32.64
NEW ZEALAND	4,846	11,663	140.67	15,242	35,299	131.59
GUAM	0	4	-	0	48	-
NEW CALEDONIA	144	0	-100.00	208	0	-100.00
VANUATU	30	0	-100.00	119	0	-100.00
UNITED STATES	108,234	164,881	52.34	686,838	991,521	44.36
CANADA	5,173	6,271	21.23	24,992	13,102	-47.58
MEXICO	1,601	0	-100.00	14,443	0	-100.00
GUATEMALA	184	416	126.09	396	855	115.91
SURINAME	0	101	-	0	85	-
CHILE	0	45	-	0	272	-
VENEZUELA	4	0	-100.00	18	0	-100.00
ARGENTINA	43	0	-100.00	53	0	-100.00
BRAZIL	351	0	-100.00	1,136	0	-100.00
PUERTO RICO	293	0	-100.00	991	0	-100.00
ANGUILLA	222	0	-100.00	620	0	-100.00
FRENCH POLYNESIA	1,572	183	-88.36	2,308	691	-70.06
MARTINIQUE	388	0	-100.00	585	0	-100.00
GUADELOUPE	298	0	-100.00	255	0	-100.00
UNITED KINGDOM	19,771	41,022	107.49	100,524	135,450	34.74
NETHERLANDS	295,325	314,646	6.54	866,613	993,765	14.67
FRANCE	30,105	16,201	-46.19	72,152	44,774	-37.94
GERMANY, FED. REP. OF	35,804	47,616	32.99	115,111	124,658	8.29
AUSTRIA	66	0	-100.00	114	0	-100.00
BELGIUM	39,148	146,522	274.28	116,498	464,889	299.05
SWITZERLAND	995	3,052	206.73	4,600	19,995	334.67
DENMARK	1,894	8,292	337.80	8,041	18,557	130.78
NORWAY	2,463	0	-100.00	4,097	0	-100.00
SWEDEN	4,974	6,792	36.55	32,638	23,464	-28.11
FINLAND	1,821	7,153	292.81	4,301	91,648	2,030.85
IRELAND	730	0	-100.00	941	0	-100.00
ITALY	5,674	214	-96.23	14,235	127	-99.11
SPAIN	10,787	6,434	-40.35	43,420	16,667	-61.61
PORTUGAL	1,039	83	-92.01	275	420	52.73
GREECE	8,259	366	-95.57	9,052	1,535	-83.04
HUNGARY	3,303	0	-100.00	3,280	0	-100.00
POLAND	1,137	0	-100.00	3,393	0	-100.00
BULGARIA	519	0	-100.00	887	0	-100.00
KAZAKHSTAN	1,397	306	-78.10	5,102	1,367	-73.21
CROATIA	7,635	0	-100.00	6,757	0	-100.00

TABEL 5. PERKEMBANGAN EKSPOR INDONESIA MENURUT KOMODITI DAN NEGARA TUJUAN

JENIS BARANG	BERAT BERSIH (KG)		PERUB %	NILAI FOB (US \$)		PERUB %
	JAN-MAR 2009	JAN-MAR 2010		JAN-MAR 2009	JAN-MAR 2010	
	(1)	(2)	(3)	(4)	(5)	(6)
SLOVAKIA	0	46	-	0	76	-
SLOVENIA	606	277	-54.29	2,445	2,426	-0.78
CZECH REPUBLIC	5,320	446	-91.62	7,457	1,205	-83.84
RUSSIA FEDERATION	0	906	-	0	4,513	-
-DARI BAHAN LAINNYA	2,710,977	2,435,782	-10.15	8,031,505	7,597,332	-5.41
JAPAN	218,423	235,081	7.63	1,234,932	1,160,078	-6.06
HONG KONG	6,409	981	-84.69	10,302	8,728	-15.28
KOREA, REPUBLIC OF	22,360	20,795	-7.00	41,551	23,536	-43.36
TAIWAN	173,150	174,567	0.82	89,088	101,054	13.43
CHINA	15,107	51	-99.66	22,640	63	-99.72
THAILAND	4,092	3,616	-11.63	8,276	30,823	272.44
SINGAPORE	9,532	44,131	362.98	20,808	190,757	816.75
PHILIPPINES	431	102	-76.33	287	219	-23.69
MALAYSIA	143,517	118,928	-17.13	128,581	164,573	27.99
BRUNEI DARUSSALAM	14	629	4,392.86	15	743	4,853.33
MALDIVES	4,366	7,583	73.68	33,013	46,154	39.81
INDIA	813	9,255	1,038.38	1,245	30,420	2,343.37
PAKISTAN	0	11	-	0	316	-
SRI LANKA	5,596	5,616	0.36	15,211	31,005	103.83
IRAN (ISLAMIC REPUBLIC OF)	5,219	13,154	152.04	14,074	31,304	122.42
SAUDI ARABIA	5,935	13,327	124.55	6,893	17,086	147.87
ISRAEL	3,074	2,833	-7.84	2,075	5,035	142.65
KUWAIT	4,501	514	-88.58	9,342	3,284	-64.85
JORDAN	23,883	1,129	-95.27	11,346	1,546	-86.37
LEBANON	18,352	211	-98.85	463,644	334	-99.93
OMAN	196	0	-100.00	1,304	0	-100.00
TURKEY	22,709	19,392	-14.61	29,337	31,694	8.03
UNITED ARAB EMIRATES	6,095	7,267	19.23	27,768	13,782	-50.37
BAHRAIN	0	212	-	0	34,433	-
CYPRUS	31,527	755	-97.61	21,736	1,856	-91.46
EGYPT	1,074	1,312	22.16	930	3,231	247.42
TUNISIA	3,675	28,942	687.54	41,745	58,704	40.63
ALGERIA	30	0	-100.00	16	0	-100.00
NAMIBIA	681	0	-100.00	472	0	-100.00
ETHIOPIA	47	0	-100.00	75	0	-100.00
TANZANIA, UNITED REPUBLIC OF	406	400	-1.48	1,844	1,605	-12.96
MADAGASCAR	5,076	717	-85.87	30,154	3,142	-89.58
KENYA	253	9	-96.44	2,065	231	-88.81
REUNION	23,176	10,933	-52.83	55,562	20,175	-63.69
MOZAMBIQUE	3,615	165	-95.44	3,811	302	-92.08
ANGOLA	476	0	-100.00	763	0	-100.00
NIGERIA	1	23	2,200.00	1	36	3,500.00
GABON	37	124	235.14	2,485	275	-88.93
SENEGAL	3,938	0	-100.00	2,052	0	-100.00
SEYCHELLES	39,134	4,098	-89.53	12,005	12,039	0.28
DJIBOUTI	2,315	84	-96.37	5,950	421	-92.92
SOUTH AFRICA	13,497	16,316	20.89	29,714	35,050	17.96
MAURITIUS	5,484	6,797	23.94	8,770	13,064	48.96
VIRGIN ISLANDS (BRITISH)	2,204	0	-100.00	1,129	0	-100.00
AUSTRALIA	174,882	190,234	8.78	250,697	250,614	-0.03
NEW ZEALAND	11,002	3,582	-67.44	29,814	5,120	-82.83
GUAM	1,098	355	-67.67	2,561	3,244	26.67
NEW CALEDONIA	15,564	6,295	-59.55	21,431	14,029	-34.54
SAINT VINCENT AND THE GREN/	0	15	-	0	45	-
VANUATU	3,242	662	-79.58	5,380	317	-94.11
WALLIS AND FUTUNA ISLANDS	0	960	-	0	1,952	-
COOK ISLANDS	115	2,470	2,047.83	169	16,359	9,579.88
FIJI	304	346	13.82	7,918	2,169	-72.61
SAMOA	1,904	0	-100.00	8,097	0	-100.00
EAST TIMOR	1,695	1,706	0.65	1,744	1,628	-6.65
UNITED STATES	384,190	401,567	4.52	2,224,159	2,420,013	8.81
CANADA	41,098	43,037	4.72	171,892	108,154	-37.08
MEXICO	6,511	18,255	180.37	11,820	48,177	307.59
HONDURAS	1,100	0	-100.00	3,852	0	-100.00
NICARAGUA	0	142	-	0	317	-
PANAMA	38	182	378.95	24	275	1,045.83
SURINAME	0	350	-	0	295	-
CHILE	1,098	329	-70.04	5,882	880	-85.04
VENEZUELA	291	2,037	600.00	638	2,292	259.25
ARGENTINA	5,471	21,709	296.80	7,601	21,303	180.27
BRAZIL	21,698	46,122	112.56	67,988	78,234	15.07
COLOMBIA	2,006	6,708	234.40	5,044	23,565	367.19
URUGUAY	134	2,517	1,778.36	305	3,707	1,115.41
TRINIDAD AND TOBAGO	4,522	0	-100.00	5,440	0	-100.00
BAHAMAS	40	2,366	5,815.00	38	7,934	20,778.95
JAMAICA	1,917	1,742	-9.13	2,290	3,325	45.20
PUERTO RICO	2,389	15	-99.37	8,230	226	-97.25

TABEL 5. PERKEMBANGAN EKSPOR INDONESIA MENURUT KOMODITI DAN NEGARA TUJUAN

JENIS BARANG	BERAT BERSIH (KG)		PERUB	NILAI FOB (US \$)		PERUB
	JAN-MAR 2009	JAN-MAR 2010	%	JAN-MAR 2009	JAN-MAR 2010	%
	(1)	(2)	(3)	(4)	(5)	(6)
DOMINICAN REPUBLIC	3,148	1,574	-50.00	10,579	3,147	-70.25
COSTA RICA	15,443	169	-98.91	8,598	208	-97.58
HAITI	1,601	0	-100.00	3,524	0	-100.00
BARBADOS	45,867	16	-99.97	36,778	185	-99.50
ANGUILLA	109	0	-100.00	139	0	-100.00
ARUBA	10	0	-100.00	20	0	-100.00
BERMUDA	192	0	-100.00	563	0	-100.00
CAYMAN ISLANDS	0	3,621	-	0	4,140	-
DOMINICA	0	1,241	-	0	2,163	-
FRENCH GUIANA	498	1,777	256.83	578	1,620	180.28
FRENCH POLYNESIA	14,741	10,263	-30.38	25,506	15,362	-39.77
MARTINIQUE	3,538	4,511	27.50	8,261	15,117	82.99
NETHERLANDS ANTILLES	1,248	293	-76.52	1,646	628	-61.85
SAINT LUCIA	0	960	-	0	4,663	-
GUADELOUPE	6,993	3,374	-51.75	11,560	5,125	-55.67
UNITED KINGDOM	66,253	117,666	77.60	177,769	409,186	130.18
NETHERLANDS	149,203	68,832	-53.87	263,630	127,947	-51.47
FRANCE	265,536	176,283	-33.61	564,889	420,676	-25.53
GERMANY, FED. REP. OF	106,306	86,909	-18.25	341,499	247,066	-27.65
AUSTRIA	11,526	1,548	-86.57	18,343	8,119	-55.74
BELGIUM	49,957	91,402	82.96	82,757	103,852	25.49
SWITZERLAND	6,360	8,980	41.19	26,965	22,025	-18.32
DENMARK	12,664	4,954	-60.88	33,422	16,656	-50.16
NORWAY	3,908	542	-86.13	26,288	1,772	-93.26
SWEDEN	20,038	3,936	-80.36	25,711	6,662	-74.09
FINLAND	3,162	103	-96.74	11,704	329	-97.19
IRELAND	442	2,247	408.37	841	3,080	266.23
ITALY	123,615	135,616	9.71	402,771	492,929	22.38
SPAIN	130,298	109,258	-16.15	346,089	340,922	-1.49
PORTUGAL	7,307	12,445	70.32	22,547	37,561	66.59
GREECE	27,200	23,183	-14.77	80,205	73,955	-7.79
HUNGARY	21,987	7,704	-64.96	76,288	7,148	-90.63
POLAND	40,118	34,753	-13.37	96,304	88,094	-8.53
ROMANIA	1,441	3,857	167.66	4,356	6,006	37.88
BULGARIA	2,041	428	-79.03	4,247	1,285	-69.74
YUGOSLAVIA	586	183	-68.77	543	642	18.23
ALBANIA	1,431	0	-100.00	620	0	-100.00
UKRAINE	600	0	-100.00	1,131	0	-100.00
LITHUANIA	85	0	-100.00	376	0	-100.00
LATVIA	33,300	168	-99.50	53,455	1,100	-97.94
ESTONIA	842	27	-96.79	1,786	61	-96.58
GEORGIA	0	125	-	0	376	-
CROATIA	4,676	4,287	-8.32	13,390	9,519	-28.91
MALTA	0	180	-	0	499	-
SLOVAKIA	0	800	-	0	1,290	-
SLOVENIA	1,022	426	-58.32	912	1,058	16.01
CZECH REPUBLIC	12,005	3,397	-71.70	5,939	9,375	57.85
RUSSIA FEDERATION	951	3,981	318.61	2,951	14,512	391.77
-DARI ROTAN	28,202,709	27,614,886	-2.08	68,473,589	74,680,763	9.07
JAPAN	3,224,122	3,364,481	4.35	10,638,510	10,998,046	3.38
HONG KONG	21,792	40,569	86.16	69,093	192,744	178.96
KOREA, REPUBLIC OF	228,164	342,628	50.17	318,719	752,623	136.14
TAIWAN	157,020	328,049	108.92	271,820	546,091	100.90
CHINA	73,132	120,352	64.57	158,448	209,793	32.40
MACAU	0	1,505	-	0	36,684	-
PAPUA NEW GUINEA	364	0	-100.00	12,292	0	-100.00
THAILAND	56,264	58,879	4.65	221,311	162,741	-26.47
SINGAPORE	191,752	245,608	28.09	811,496	1,029,614	26.88
PHILIPPINES	7,529	19,075	153.35	29,897	61,675	106.29
MALAYSIA	974,929	771,848	-20.83	1,054,785	1,037,896	-1.60
CAMBODIA	0	32,460	-	0	185,000	-
BRUNEI DARUSSALAM	26,621	19,040	-28.48	32,796	18,339	-44.08
VIET NAM	34,247	133,365	289.42	264,708	784,822	196.49
MALDIVES	125,975	47,915	-61.96	428,004	122,053	-71.48
INDIA	49,831	40,372	-18.98	89,432	255,281	185.45
PAKISTAN	1,021	3,337	226.84	2,030	4,249	109.31
BANGLADESH	399	0	-100.00	5,207	0	-100.00
SRI LANKA	1,988	922	-53.62	6,522	2,175	-66.65
IRAQ	3,000	0	-100.00	8,256	0	-100.00
IRAN (ISLAMIC REPUBLIC OF)	9,468	7,421	-21.62	61,575	26,790	-56.49
SAUDI ARABIA	79,717	70,039	-12.14	141,448	165,940	17.32
ISRAEL	30,651	33,084	7.94	60,936	70,055	14.96
KUWAIT	49,715	23,378	-52.98	57,995	29,823	-48.58
JORDAN	26,343	4,456	-83.08	97,953	22,392	-77.14
LEBANON	215,967	179,633	-16.82	512,153	567,096	10.73
YEMEN	1,550	0	-100.00	4,000	0	-100.00
OMAN	13,597	0	-100.00	54,241	0	-100.00

TABEL 5. PERKEMBANGAN EKSPOR INDONESIA MENURUT KOMODITI DAN NEGARA TUJUAN

JENIS BARANG	BERAT BERSIH (KG)		PERUB %	NILAI FOB (US \$)		PERUB %
	JAN-MAR 2009	JAN-MAR 2010		JAN-MAR 2009	JAN-MAR 2010	
	(1)	(2)	(3)	(4)	(5)	(6)
SYRIA ARAB REPUBLIC	33,037	10,217	-69.07	80,032	24,677	-69.17
TURKEY	305,136	253,624	-16.88	603,937	683,888	13.24
UNITED ARAB EMIRATES	99,885	108,273	8.40	274,553	294,149	7.14
QATAR	28,677	9,733	-66.06	228,003	63,098	-72.33
BAHRAIN	1,287	5,141	299.46	6,630	13,956	110.50
CYPRUS	33,715	18,587	-44.87	134,367	54,134	-59.71
EGYPT	62,506	41,847	-33.05	138,837	151,160	8.88
LIBYAN ARAB JAMAHIRIYA	0	755	-	0	1,742	-
MOROCCO	71,805	14,435	-79.90	194,703	48,126	-75.28
TUNISIA	20,412	18,126	-11.20	49,527	93,434	88.65
SUDAN	6,200	6,772	9.23	6,900	31,852	361.62
NAMIBIA	18,089	11,290	-37.59	60,729	30,858	-49.19
TANZANIA, UNITED REPUBLIC OI	0	7,500	-	0	31,804	-
MADAGASCAR	6,668	8,592	28.85	2,926	46,591	1,492.31
KENYA	1,208	571	-52.73	600	5,934	889.00
REUNION	105,342	129,533	22.96	252,686	227,278	-10.06
MOZAMBIQUE	39,426	5,994	-84.80	96,838	10,748	-88.90
TOGO	0	132	-	0	252	-
ANGOLA	11,305	0	-100.00	15,082	0	-100.00
CONGO	44,347	0	-100.00	43,699	0	-100.00
NIGERIA	0	1,556	-	0	2,344	-
GABON	0	5,831	-	0	20,818	-
COTE D'IVOIRE	18,707	0	-100.00	19,070	0	-100.00
SENEGAL	0	2,029	-	0	32,026	-
BENIN	0	7,214	-	0	7,150	-
GUINEA BISSAU	0	3,615	-	0	17,952	-
U.S. VIRGIN ISLANDS	452	34	-92.48	960	940	-2.08
SEYCHELLES	6,673	9,233	38.36	14,150	90,109	536.81
DJIBOUTI	3,540	3,216	-9.15	5,499	13,334	142.48
SOUTH AFRICA	176,857	290,831	64.44	583,318	781,929	34.05
MAURITIUS	16,097	40,616	152.32	45,466	76,287	67.79
VIRGIN ISLANDS (BRITISH)	2,803	6,792	142.31	10,823	24,777	128.93
AUSTRALIA	790,905	835,447	5.63	1,822,622	1,937,579	6.31
NEW ZEALAND	37,998	50,824	33.75	66,403	66,254	-0.22
GUAM	11,291	19,480	72.53	16,256	51,033	213.93
NEW CALEDONIA	23,152	42,706	84.46	41,534	134,044	222.73
NORTHERN MARIANA ISLANDS	0	8,494	-	0	22,363	-
VANUATU	6,963	10,009	43.75	31,684	12,609	-60.20
WALLIS AND FUTUNA ISLANDS	2,756	2,222	-19.38	4,135	4,455	7.74
COOK ISLANDS	170	0	-100.00	249	0	-100.00
FIJI	4,802	1,150	-76.05	41,371	6,354	-84.64
EAST TIMOR	47,434	222,811	369.73	53,113	212,629	300.33
UNITED STATES	1,501,209	2,421,830	61.33	5,651,868	8,749,745	54.81
CANADA	95,239	262,952	176.10	366,696	889,879	142.67
MEXICO	123,802	93,770	-24.26	381,576	224,634	-41.13
GUATEMALA	6,661	0	-100.00	23,922	0	-100.00
HONDURAS	0	5,888	-	0	9,644	-
PANAMA	12,232	23,838	94.88	28,134	66,295	135.64
SURINAME	8,215	10,516	28.01	14,673	17,803	21.33
CHILE	12,400	17,448	40.71	63,622	80,429	26.42
VENEZUELA	19,170	4,479	-76.64	30,659	6,591	-78.50
ARGENTINA	35,528	10,795	-69.62	117,279	37,275	-68.22
BRAZIL	23,329	42,282	81.24	44,465	150,044	237.44
COLOMBIA	3,579	29,136	714.08	11,928	65,496	449.09
URUGUAY	670	17,586	2,524.78	3,530	25,973	635.78
PARAGUAY	2,508	5,214	107.89	9,674	18,930	95.68
ECUADOR	9,878	3,000	-69.63	36,206	11,891	-67.16
PERU	6,468	0	-100.00	11,973	0	-100.00
TRINIDAD AND TOBAGO	7,760	10,392	33.92	21,524	36,692	70.47
JAMAICA	3,241	88	-97.28	3,865	260	-93.27
PUERTO RICO	16,464	2,811	-82.93	52,781	12,176	-76.93
BELIZE	1,967	4,632	135.49	19,639	9,649	-50.87
DOMINICAN REPUBLIC	20,866	397	-98.10	86,386	2,040	-97.64
COSTA RICA	12,629	0	-100.00	37,096	0	-100.00
ANGUILLA	3,534	0	-100.00	14,433	0	-100.00
ARUBA	9,361	1,404	-85.00	21,256	6,078	-71.41
BERMUDA	3,425	0	-100.00	16,752	0	-100.00
CAPE VERDE	0	4,374	-	0	5,909	-
CAYMAN ISLANDS	709	11,566	1,531.31	12,210	14,355	17.57
DOMINICA	0	1,454	-	0	6,824	-
FRENCH GUIANA	25,713	18,099	-29.61	58,989	43,665	-25.98
FRENCH POLYNESIA	44,309	117,318	164.77	117,225	153,361	30.83
GRENADA	0	2,533	-	0	1,474	-
MARTINIQUE	28,978	29,741	2.63	89,152	70,722	-20.67
NETHERLANDS ANTILLES	36,666	21,416	-41.59	67,916	89,883	32.34
SAINT LUCIA	1,750	0	-100.00	9,768	0	-100.00
GUADELOUPE	56,681	93,102	64.26	149,051	249,523	67.41
SAINT KITTS AND NEVIS	0	1,317	-	0	2,954	-

TABEL 5. PERKEMBANGAN EKSPOR INDONESIA MENURUT KOMODITI DAN NEGARA TUJUAN

JENIS BARANG	BERAT BERSIH (KG)		PERUB %	NILAI FOB (US \$)		PERUB %
	JAN-MAR 2009	JAN-MAR 2010		JAN-MAR 2009	JAN-MAR 2010	
(1)	(2)	(3)	(4)	(5)	(6)	(7)
UNITED KINGDOM	6,156,445	4,266,360	-30.70	3,623,450	6,063,379	67.34
NETHERLANDS	1,562,790	1,703,159	8.98	4,622,044	4,617,408	-0.10
FRANCE	1,035,402	1,037,799	0.23	2,628,076	2,601,225	-1.02
GERMANY, FED. REP. OF	3,432,564	3,476,606	1.28	10,774,776	10,169,326	-5.62
AUSTRIA	23,152	53,432	130.79	54,285	90,604	66.90
BELGIUM	1,072,819	1,088,365	1.45	3,531,424	3,764,603	6.60
SWITZERLAND	54,900	37,269	-32.11	135,494	97,607	-27.96
DENMARK	99,151	154,741	56.07	385,676	574,935	49.07
NORWAY	62,516	206,777	230.76	308,576	886,807	187.39
SWEDEN	79,245	270,660	241.55	603,645	1,172,510	94.24
FINLAND	362,636	156,250	-56.91	1,118,885	547,814	-51.04
IRELAND	126,473	9,483	-92.50	239,263	10,227	-95.73
ITALY	1,597,772	1,545,830	-3.25	4,361,377	4,177,641	-4.21
SPAIN	835,695	720,072	-13.84	2,577,275	1,959,747	-23.96
PORTUGAL	164,658	137,141	-16.71	508,510	369,338	-27.37
GREECE	578,809	348,937	-39.71	1,331,854	877,356	-34.13
HUNGARY	22,966	15,229	-33.69	100,887	71,815	-28.82
POLAND	395,853	257,324	-35.00	1,243,186	755,617	-39.22
ROMANIA	119,987	83,660	-30.28	325,992	228,573	-29.88
BULGARIA	71,883	32,214	-55.19	139,360	50,346	-63.87
YUGOSLAVIA	6,584	4,147	-37.01	23,044	14,458	-37.26
ALBANIA	554	5,300	856.68	240	4,563	1,801.25
ARMENIA	0	9,200	-	0	16,456	-
KAZAKHSTAN	7,901	5,360	-32.16	25,003	24,836	-0.67
UKRAINE	46,995	99,535	111.80	147,260	294,469	99.97
UZBEKISTAN	0	8,226	-	0	20,912	-
LITHUANIA	10,283	30,110	192.81	38,305	56,310	47.00
LATVIA	34,975	31,763	-9.18	148,230	89,973	-39.30
ESTONIA	10,522	27,707	163.32	38,827	86,573	122.97
GEORGIA	0	2,999	-	0	5,603	-
CROATIA	65,827	73,515	11.68	206,160	211,095	2.39
MALTA	1,633	19,360	1,085.55	11,615	36,436	213.70
SLOVAKIA	13,688	5,380	-60.70	2,000	12,003	500.15
SLOVENIA	45,597	30,661	-32.76	143,126	89,905	-37.18
CZECH REPUBLIC	40,571	13,392	-66.99	111,860	34,259	-69.37
RUSSIA FEDERATION	282,119	273,897	-2.91	1,029,307	925,251	-10.11
-DARI BAHAN LAINNYA	137,802,086	205,405,587	49.06	355,067,019	545,715,235	53.69
JAPAN	21,417,962	27,037,219	26.24	41,094,060	49,649,628	20.82
HONG KONG	92,171	174,034	88.82	325,676	463,233	42.24
KOREA, REPUBLIC OF	2,287,575	3,644,000	59.30	4,518,898	7,265,652	60.78
TAIWAN	1,474,569	2,271,471	54.04	3,650,951	5,855,493	60.38
CHINA	710,369	1,502,054	111.45	1,165,404	2,819,504	141.93
MACAU	0	476	-	0	5,445	-
PAPUA NEW GUINEA	5,995	0	-100.00	6,350	0	-100.00
THAILAND	223,960	111,979	-50.00	320,175	228,912	-28.50
SINGAPORE	1,345,060	1,408,069	4.68	3,131,708	3,374,848	7.76
PHILIPPINES	362,070	401,398	10.86	297,726	420,261	41.16
MALAYSIA	4,494,266	4,544,278	1.11	5,339,266	7,901,425	47.99
CAMBODIA	5,634	0	-100.00	9,699	0	-100.00
BRUNEI DARUSSALAM	57,552	52,915	-8.06	104,954	69,629	-33.66
LAO PEOPLE'S DEMOCRATIC RE	0	1,466	-	0	10,396	-
VIET NAM	57,886	26,966	-53.42	140,422	88,629	-36.88
MALDIVES	363,500	76,479	-78.96	580,456	325,753	-43.88
INDIA	557,698	1,013,620	81.75	721,099	1,282,879	77.91
PAKISTAN	1,563	4,701	200.77	2,765	22,413	710.60
BANGLADESH	47,665	0	-100.00	26,095	0	-100.00
SRI LANKA	148,134	67,512	-54.43	155,626	114,766	-26.26
IRAQ	0	16,665	-	0	28,456	-
IRAN (ISLAMIC REPUBLIC OF)	64,599	52,511	-18.71	151,842	144,851	-4.60
SAUDI ARABIA	725,890	437,362	-39.75	852,410	714,214	-16.21
ISRAEL	328,132	441,408	34.52	662,436	1,030,990	55.64
KUWAIT	321,179	620,571	93.22	422,092	832,511	97.23
JORDAN	42,017	44,104	4.97	134,580	215,402	60.05
LEBANON	225,923	222,710	-1.42	555,727	531,344	-4.39
YEMEN	95,592	94,496	-1.15	172,361	114,394	-33.63
OMAN	103,184	60,055	-41.80	116,759	86,617	-25.82
SYRIA ARAB REPUBLIC	79,729	8,664	-89.13	110,533	46,779	-57.68
TURKEY	549,720	879,446	59.98	2,448,795	3,442,292	40.57
UNITED ARAB EMIRATES	10,467,593	6,459,941	-38.29	8,097,087	5,833,230	-27.96
QATAR	45,597	67,570	48.19	82,981	110,376	33.01
BAHRAIN	89,621	111,555	24.47	208,187	281,216	35.08
CYPRUS	93,413	77,265	-17.29	444,423	293,215	-34.02
EGYPT	139,738	217,975	55.99	248,830	434,347	74.56
LIBYAN ARAB JAMAHIRIYA	213,236	102,720	-51.83	230,826	126,602	-45.15
MOROCCO	233,807	145,825	-37.63	325,805	256,402	-21.30
TUNISIA	37,124	31,014	-16.46	188,996	293,644	55.37
ALGERIA	57,421	36,796	-35.92	81,194	48,409	-40.38

TABEL 5. PERKEMBANGAN EKSPOR INDONESIA MENURUT KOMODITI DAN NEGARA TUJUAN

JENIS BARANG	BERAT BERSIH (KG)		PERUB %	NILAI FOB (US \$)		PERUB %
	JAN-MAR 2009	JAN-MAR 2010		JAN-MAR 2009	JAN-MAR 2010	
(1)	(2)	(3)	(4)	(5)	(6)	(7)
SUDAN	39,065	1,054	-97.30	48,960	5,750	-88.26
NAMIBIA	54,374	73,564	35.29	59,948	57,345	-4.34
ETHIOPIA	4,998	83,766	1,575.99	7,963	92,854	1,066.07
TANZANIA, UNITED REPUBLIC OF	118,719	459,422	286.98	107,864	417,080	286.67
MADAGASCAR	19,272	2,851	-85.21	22,413	4,697	-79.04
KENYA	81,631	112,495	37.81	107,586	99,071	-7.91
REUNION	404,611	389,719	-3.68	683,105	672,524	-1.55
MOZAMBIQUE	60,551	59,991	-0.92	156,536	184,015	17.55
EQUATORIAL GUINEA	0	321	-	0	3,676	-
TOGO	25,106	0	-100.00	16,169	0	-100.00
GHANA	51,838	0	-100.00	94,670	0	-100.00
GUINEA	20,546	0	-100.00	39,778	0	-100.00
ANGOLA	401,845	176,895	-55.98	469,438	148,417	-68.38
CONGO	0	24,437	-	0	34,594	-
CAMEROON	0	53	-	0	153	-
NIGERIA	26,328	14,942	-43.25	32,448	58,597	80.59
SIERRA LEONE	13,459	0	-100.00	20,930	0	-100.00
GABON	4,400	19,600	345.45	8,411	51,484	512.10
SENEGAL	4,160	8,645	107.81	2,168	57,114	2,534.41
MAURITANIA	0	3,348	-	0	9,342	-
BENIN	224,506	968	-99.57	310,816	960	-99.69
U.S. VIRGIN ISLANDS	29,885	3,831	-87.18	73,620	12,706	-82.74
SEYCHELLES	34,620	61,488	77.61	77,993	176,862	126.77
UGANDA	0	4,484	-	0	12,612	-
DJIBOUTI	415,661	108,147	-73.98	271,693	54,254	-80.03
SAO TOME AND PRINCIPE	563	0	-100.00	200	0	-100.00
SOUTH AFRICA	700,142	845,732	20.79	1,439,042	1,531,836	6.45
ZAMBIA	10,525	0	-100.00	10,010	0	-100.00
MAURITIUS	167,567	126,507	-24.50	413,166	270,849	-34.45
RWANDA	39,382	12,603	-68.00	49,092	13,574	-72.35
VIRGIN ISLANDS (BRITISH)	7,788	3,906	-49.85	36,596	16,967	-53.64
AUSTRALIA	4,785,252	5,474,954	14.41	8,843,474	11,662,769	31.88
NEW ZEALAND	266,289	428,247	60.82	544,169	764,305	40.45
GUAM	10,230	4,445	-56.55	16,556	4,252	-74.32
NEW CALEDONIA	136,813	127,050	-7.14	201,811	282,742	40.10
NORTHERN MARIANA ISLANDS	0	12,443	-	0	84,013	-
SAINT VINCENT AND THE GRENADINES	37,053	12,536	-66.17	29,808	59,173	98.51
VANUATU	24,886	19,096	-23.27	43,886	14,068	-67.94
WALLIS AND FUTUNA ISLANDS	8,783	12,266	39.66	11,500	16,201	40.88
AMERICAN SAMOA	2,288	5,953	160.18	15,205	8,765	-42.35
COOK ISLANDS	0	9,254	-	0	23,030	-
FIJI	104,304	27,280	-73.85	849,322	29,979	-96.47
SAMOA	173	0	-100.00	735	0	-100.00
TONGA	0	4,341	-	0	11,489	-
EAST TIMOR	5,558	287,806	5,078.23	14,098	307,665	2,082.33
UNITED STATES	31,168,785	37,940,933	21.73	105,866,969	124,318,721	17.43
CANADA	1,732,920	2,176,091	25.57	5,742,707	6,554,672	14.14
MEXICO	131,253	175,011	33.34	356,593	679,337	90.51
GUATEMALA	27,447	31,655	15.33	49,589	68,414	37.96
NICARAGUA	0	1,355	-	0	2,968	-
PANAMA	81,725	26,933	-67.04	128,584	54,064	-57.95
SURINAME	46,048	48,676	5.71	80,594	88,405	9.69
CHILE	10,423	41,422	297.41	10,388	136,580	1,214.79
VENEZUELA	27,711	8,004	-71.12	66,626	12,765	-80.84
ARGENTINA	265,943	192,053	-27.78	548,098	288,717	-47.32
BRAZIL	52,584	75,293	43.19	106,900	186,568	74.53
COLOMBIA	18,230	64,701	254.91	42,658	75,165	76.20
URUGUAY	7,261	3,249	-55.25	6,333	18,118	186.09
ECUADOR	4,246	0	-100.00	7,225	0	-100.00
PERU	7,115	6,549	-7.96	9,471	20,122	112.46
TRINIDAD AND TOBAGO	295	34,715	11,667.80	356	42,584	11,861.80
BAHAMAS	17,657	7,498	-57.54	25,397	8,881	-65.03
JAMAICA	20,876	59,374	184.41	34,329	263,802	668.45
PUERTO RICO	195,632	230,338	17.74	409,313	574,561	40.37
BELIZE	530	5,001	843.58	5,292	3,480	-34.24
DOMINICAN REPUBLIC	88,247	131,069	48.53	232,211	280,885	20.96
COSTA RICA	23,684	30,889	30.42	42,715	44,315	3.75
HAITI	16,099	0	-100.00	36,122	0	-100.00
BARBADOS	18,394	0	-100.00	24,101	0	-100.00
ANTIGUA AND BARBUDA	31,975	0	-100.00	44,167	0	-100.00
ANGUILLA	4,075	615	-84.91	5,581	1,949	-65.08
ARUBA	28,952	21,653	-25.21	75,280	29,877	-60.31
BERMUDA	10,729	6,208	-42.14	32,883	26,929	-18.11
CAYMAN ISLANDS	13,553	0	-100.00	28,170	0	-100.00
DOMINICA	22,639	5,685	-74.89	50,427	11,942	-76.32
FRENCH GUIANA	35,691	23,281	-34.77	61,942	56,822	-8.27
FRENCH POLYNESIA	153,488	105,959	-30.97	250,392	208,817	-16.60
GRENADA	12,673	3,200	-74.75	50,520	4,943	-90.22

TABEL 5. PERKEMBANGAN EKSPOR INDONESIA MENURUT KOMODITI DAN NEGARA TUJUAN

JENIS BARANG	BERAT BERSIH (KG)		PERUB	NILAI FOB (US \$)		PERUB
	JAN-MAR 2009	JAN-MAR 2010	%	JAN-MAR 2009	JAN-MAR 2010	%
	(1)	(2)	(3)	(4)	(5)	(6)
MARTINIQUE	93,648	84,770	-9.48	156,547	207,239	32.38
NETHERLANDS ANTILLES	113,238	44,673	-60.55	312,069	102,310	-67.22
SAINT LUCIA	0	4,156	-	0	35,375	-
TURKS AND CAICOS ISLANDS	3,000	0	-100.00	4,500	0	-100.00
GUADELOUPE	50,894	138,719	172.56	130,314	272,837	109.37
UNITED KINGDOM	6,375,975	22,702,122	256.06	18,056,383	71,258,476	294.64
NETHERLANDS	9,685,106	10,124,341	4.54	29,272,935	30,723,433	4.96
FRANCE	6,910,723	41,245,923	496.84	21,208,805	109,998,376	418.64
GERMANY, FED. REP. OF	5,812,485	7,910,387	36.09	18,490,838	21,957,926	18.75
AUSTRIA	90,716	278,507	207.01	528,284	960,771	81.87
BELGIUM	5,053,433	5,777,445	14.33	17,766,724	20,177,734	13.57
SWITZERLAND	124,663	452,192	262.73	691,420	945,607	36.76
DENMARK	1,061,212	1,661,991	56.61	5,012,779	5,101,657	1.77
NORWAY	589,561	434,350	-26.33	1,888,109	1,817,498	-3.74
SWEDEN	732,028	1,038,550	41.87	2,683,157	3,488,373	30.01
FINLAND	263,184	253,164	-3.81	1,026,934	1,080,267	5.19
IRELAND	457,015	293,343	-35.81	1,247,900	825,238	-33.87
ITALY	4,018,587	3,752,539	-6.62	13,338,851	13,748,064	3.07
SPAIN	2,934,647	3,389,017	15.48	7,910,015	8,809,149	11.37
PORTUGAL	564,962	566,303	0.24	1,238,833	1,013,715	-18.17
ICELAND	5,197	5,793	11.47	15,409	15,773	2.36
GREECE	989,520	662,961	-33.00	2,550,012	2,024,604	-20.60
DEMOCRATIC REPUBLIC OF THE	38,094	63,180	65.85	52,424	95,797	82.74
HUNGARY	12,768	16,327	27.87	31,880	29,119	-8.66
POLAND	297,331	280,976	-5.50	803,602	779,771	-2.97
ROMANIA	116,498	38,577	-66.89	203,041	106,903	-47.35
BULGARIA	82,867	28,400	-65.73	166,009	70,032	-57.81
YUGOSLAVIA	10,112	0	-100.00	15,391	0	-100.00
ALBANIA	9,512	0	-100.00	4,120	0	-100.00
AZERBAIJAN	0	1,028	-	0	10,716	-
BELARUS	0	3,285	-	0	24,070	-
KAZAKHSTAN	186	2,760	1,383.87	450	14,081	3,029.11
UKRAINE	127,488	65,717	-48.45	398,554	255,468	-35.90
LITHUANIA	33,506	11,132	-66.78	187,756	40,968	-78.18
LATVIA	248,196	191,920	-22.67	566,484	374,635	-33.87
ESTONIA	23,495	31,906	35.80	69,998	70,972	1.39
GEORGIA	10,261	17,491	70.46	24,360	80,868	231.97
CROATIA	95,171	59,409	-37.58	250,095	248,706	-0.56
MALTA	38,309	44,293	15.62	95,043	125,970	32.54
SLOVAKIA	45,123	85,955	90.49	150,146	231,878	54.44
SLOVENIA	132,540	160,545	21.13	448,858	436,250	-2.81
CZECH REPUBLIC	137,452	236,116	71.78	421,989	704,212	66.88
RUSSIA FEDERATION	226,188	296,184	30.95	955,695	1,366,053	42.94
-AN ORGANIK	303,893,388	300,824,545	-1.01	70,772,003	84,721,220	19.71
JAPAN	15,690,862	44,963,573	186.56	5,007,787	13,476,292	169.11
HONG KONG	40,443	326,988	708.52	5,314	149,018	2,704.25
KOREA, REPUBLIC OF	54,743,917	63,161,891	15.38	9,005,807	17,454,234	93.81
TAIWAN	44,935,548	48,565,583	8.08	10,838,523	13,751,971	26.88
CHINA	12,869,720	30,504,883	137.03	2,950,760	9,163,412	210.54
PAPUA NEW GUINEA	50,000	45,000	-10.00	8,100	7,256	-10.42
THAILAND	10,937,433	16,147,257	47.63	2,505,504	5,473,414	118.46
SINGAPORE	13,815,627	10,083,335	-27.02	4,218,190	2,229,353	-47.15
PHILIPPINES	38,135,313	20,639,892	-45.88	8,720,064	2,742,738	-68.55
MALAYSIA	12,505,987	11,489,254	-8.13	3,170,478	3,032,864	-4.34
MYANMAR (FORM. BURMA)	312,500	0	-100.00	34,513	0	-100.00
BRUNEI DARUSSALAM	3,000,000	0	-100.00	780,525	0	-100.00
VIET NAM	9,674,043	11,892,825	22.94	2,527,071	4,284,106	69.53
MALDIVES	2,623	0	-100.00	1,230	0	-100.00
INDIA	38,514,539	6,080,876	-84.21	8,886,052	2,421,483	-72.75
PAKISTAN	814,357	140,765	-82.71	351,116	82,577	-76.48
BANGLADESH	6,880,729	5,695,502	-17.23	1,379,937	869,648	-36.98
SRI LANKA	1,586,800	1,359,197	-14.34	389,226	361,168	-7.21
LEBANON	8,500	9,499	11.75	17,475	21,551	23.32
OMAN	200,000	0	-100.00	15,400	0	-100.00
SYRIA ARAB REPUBLIC	4,321	0	-100.00	10,736	0	-100.00
TURKEY	4,400	2,340	-46.82	9,781	40,370	312.74
UNITED ARAB EMIRATES	81,311	20	-99.98	335,878	88	-99.97
BAHRAIN	75,000	1,008,180	1,244.24	5,400	1,209,500	22,298.15
TUNISIA	0	3,000	-	0	7,140	-
SUDAN	42,900	0	-100.00	9,953	0	-100.00
TANZANIA, UNITED REPUBLIC OF	92,000	385,000	318.48	45,200	26,490	-41.39
MADAGASCAR	134,399	69,599	-48.21	34,714	11,962	-65.54
KENYA	1,520,000	4,845,000	218.75	125,170	319,815	155.50
GUINEA	0	48,000	-	0	7,109	-
CAMEROON	0	120,000	-	0	17,208	-
NIGERIA	84,620	219,945	159.92	72,735	270,320	271.65
GABON	0	72,000	-	0	10,551	-

TABEL 5. PERKEMBANGAN EKSPOR INDONESIA MENURUT KOMODITI DAN NEGARA TUJUAN

JENIS BARANG	BERAT BERSIH (KG)		PERUB %	NILAI FOB (US \$)		PERUB %
	JAN-MAR 2009	JAN-MAR 2010		JAN-MAR 2009	JAN-MAR 2010	
(1)	(2)	(3)	(4)	(5)	(6)	(7)
COTE D'IVOIRE	0	504,000	-	0	70,306	-
SOUTH AFRICA	67,199	76,440	13.75	111,103	100,634	-9.42
ZAMBIA	18,000	0	-100.00	4,938	0	-100.00
MAURITIUS	804,150	1,166,399	45.05	81,221	118,993	46.51
AUSTRALIA	9,668,216	16,990,136	75.73	3,304,660	5,235,451	58.43
NEW ZEALAND	336,978	88,300	-73.80	297,469	25,408	-91.46
NEW CALEDONIA	8	0	-100.00	145	0	-100.00
FIJI	25,000	0	-100.00	4,050	0	-100.00
EAST TIMOR	16,739	12,042	-28.06	13,055	7,095	-45.65
UNITED STATES	12,202,153	1,257,864	-89.69	2,369,453	358,799	-84.86
CANADA	0	230,000	-	0	205,775	-
MEXICO	11,505,250	199,500	-98.27	2,177,805	175,987	-91.92
PANAMA	1,237,000	0	-100.00	424,291	0	-100.00
SURINAME	0	214	-	0	660	-
ARGENTINA	0	20,000	-	0	9,500	-
BRAZIL	0	200,000	-	0	166,000	-
ANGUILLA	0	22,000	-	0	8,210	-
UNITED KINGDOM	674,816	132,018	-80.44	199,961	74,343	-62.82
NETHERLANDS	25	242,013	967,952.00	150	107,011	71,240.67
FRANCE	0	87,000	-	0	35,787	-
GERMANY, FED. REP. OF	0	81,014	-	0	26,260	-
BELGIUM	22,000	144,120	555.09	10,010	62,631	525.68
SWITZERLAND	0	144,000	-	0	25,672	-
DENMARK	40,000	40,000	0.00	19,200	18,800	-2.08
NORWAY	40,000	0	-100.00	17,000	0	-100.00
SWEDEN	20,002	61,923	209.58	9,149	29,592	223.45
FINLAND	0	180,000	-	0	73,950	-
IRELAND	0	20	-	0	9,404	-
ITALY	212,000	200,000	-5.66	104,574	72,108	-31.05
SPAIN	166,000	148,000	-10.84	92,202	60,560	-34.32
PORTUGAL	0	2,154	-	0	2,529	-
DEMOCRATIC REPUBLIC OF THE	0	624,000	-	0	87,086	-
POLAND	44,000	0	-100.00	20,020	0	-100.00
KAZAKHSTAN	15,960	31,984	100.40	34,600	71,351	106.22
SLOVAKIA	20,000	0	-100.00	14,308	0	-100.00
RUSSIA FEDERATION	0	60,000	-	0	39,680	-
-ORGANIK	421,678,924	645,376,227	53.05	279,467,436	637,276,656	128.03
JAPAN	29,587,178	37,576,825	27.00	26,954,569	37,839,442	40.38
HONG KONG	409,756	4,012,279	879.19	841,462	6,052,097	619.24
KOREA, DEMOCRATIC PEOPLE'S	59,588	0	-100.00	98,319	0	-100.00
KOREA, REPUBLIC OF	8,157,652	24,299,346	197.87	10,110,694	24,045,063	137.82
TAIWAN	15,835,807	35,751,882	125.77	5,918,543	25,483,971	330.58
CHINA	130,500,725	179,107,333	37.25	67,571,157	182,820,328	170.56
MACAU	33	0	-100.00	1,150	0	-100.00
PAPUA NEW GUINEA	2,012	26,797	1,231.86	1,194	57,521	4,717.50
THAILAND	67,011,991	59,252,090	-11.58	31,095,352	46,661,530	50.06
SINGAPORE	1,049,625	53,842,286	5,029.67	2,966,707	49,363,741	1,563.92
PHILIPPINES	6,817,401	16,308,742	139.22	7,376,099	12,723,766	72.50
MALAYSIA	64,137,481	79,838,772	24.48	21,513,594	58,900,594	173.78
MYANMAR (FORM. BURMA)	79,879	689,728	763.47	120,142	464,206	286.38
CAMBODIA	304,000	124,643	-59.00	481,840	298,747	-38.00
BRUNEI DARUSSALAM	9,338	18,523	98.36	37,920	61,100	61.13
VIET NAM	17,558,946	10,461,079	-40.42	11,447,487	11,084,532	-3.17
MALDIVES	0	3,164	-	0	12,058	-
INDIA	11,734,679	38,581,338	228.78	10,523,619	41,628,808	295.58
PAKISTAN	2,144,161	1,555,670	-27.45	3,011,411	3,572,430	18.63
BANGLADESH	769,271	1,084,423	40.97	615,523	1,030,305	67.39
SRI LANKA	676,095	991,963	46.72	1,162,638	1,685,455	44.97
AFGHANISTAN	0	11,487	-	0	31,378	-
IRAN (ISLAMIC REPUBLIC OF)	997,600	1,274,013	27.71	826,905	1,544,646	86.80
SAUDI ARABIA	2,474,799	9,901,805	300.11	1,974,057	9,880,368	400.51
ISRAEL	540,284	533,490	-1.26	653,178	924,413	41.53
KUWAIT	15,162	11,592	-23.55	63,638	68,340	7.39
JORDAN	342,220	50,749	-85.17	390,854	60,822	-84.44
LEBANON	52,500	20,000	-61.90	64,778	9,900	-84.72
YEMEN	0	61,215	-	0	39,920	-
OMAN	0	5	-	0	1,921	-
SYRIA ARAB REPUBLIC	434,784	357,783	-17.71	422,814	341,775	-19.17
TURKEY	1,138,101	1,207,348	6.08	1,310,141	2,244,224	71.30
UNITED ARAB EMIRATES	511,936	171,604	-66.48	643,808	232,620	-63.87
QATAR	3,059	3,897,355	127,306.18	3,861	3,419,059	88,453.72
EGYPT	1,924,745	1,459,061	-24.19	1,160,338	1,481,311	27.66
LIBYAN ARAB JAMAHIRIYA	407	16,884	4,048.40	229	39,828	17,292.14
MOROCCO	65,900	141,600	114.87	44,486	221,220	397.28
ALGERIA	253,500	60,000	-76.33	121,680	44,100	-63.76
SUDAN	80,000	204,000	155.00	39,675	105,150	165.03
ETHIOPIA	21,600	0	-100.00	11,556	0	-100.00

TABEL 5. PERKEMBANGAN EKSPOR INDONESIA MENURUT KOMODITI DAN NEGARA TUJUAN

JENIS BARANG	BERAT BERSIH (KG)		PERUB %	NILAI FOB (US \$)		PERUB %
	JAN-MAR 2009	JAN-MAR 2010		JAN-MAR 2009	JAN-MAR 2010	
	(1)	(2)	(3)	(4)	(5)	(6)
TANZANIA, UNITED REPUBLIC OF	211,200	402,400	90.53	92,275	201,056	117.89
MADAGASCAR	120,035	8,996	-92.51	212,833	19,342	-90.91
KENYA	60,635	216,124	256.43	131,917	324,143	145.72
MOZAMBIQUE	40,000	44,000	10.00	19,200	24,200	26.04
GHANA	189,575	199,005	4.97	113,103	168,920	49.35
ANGOLA	21,600	2,232,000	10,233.33	8,424	1,352,340	15,953.42
CAMEROON	306,400	169	-99.94	142,096	15,182	-89.32
NIGERIA	3,506,149	3,788,070	8.04	2,392,802	3,175,520	32.71
SIERRA LEONE	0	57,288	-	0	94,535	-
COTE D'IVOIRE	39,000	73,200	87.69	379,414	536,989	41.53
SENEGAL	21,600	0	-100.00	9,972	0	-100.00
UGANDA	0	200	-	0	21,194	-
DJIBOUTI	180,900	263,800	45.83	135,740	158,126	16.49
SOUTH AFRICA	1,582,940	4,530,866	186.23	1,395,670	4,244,087	204.09
MALAWI	104,000	106,000	1.92	52,500	60,450	15.14
MAURITIUS	160,000	0	-100.00	73,600	0	-100.00
AUSTRALIA	4,072,018	11,763,183	188.88	4,887,007	10,709,654	119.15
NEW ZEALAND	620,215	945,501	52.45	709,320	1,564,419	120.55
NEW CALEDONIA	11	99	800.00	207	57	-72.46
SAMOA	40,000	0	-100.00	16,800	0	-100.00
EAST TIMOR	19,000	98,904	420.55	5,852	173,547	2,865.60
UNITED STATES	10,257,923	18,065,829	76.12	12,449,433	25,518,044	104.97
CANADA	2,246,285	1,676,242	-25.38	2,453,394	1,799,505	-26.65
MEXICO	270,725	365,482	35.00	262,876	867,886	230.15
GUATEMALA	42,379	21,600	-49.03	18,470	10,946	-40.74
HONDURAS	0	21,600	-	0	10,160	-
NICARAGUA	0	20,000	-	0	10,200	-
SURINAME	0	25	-	0	78	-
CHILE	46,700	110,000	135.55	72,746	70,874	-2.57
VENEZUELA	86,400	47,200	-45.37	42,546	90,170	111.94
ARGENTINA	464,318	762,137	64.14	459,387	709,300	54.40
BRAZIL	1,067,490	1,602,216	50.09	1,449,460	2,677,942	84.75
COLOMBIA	335,374	469,939	40.12	319,169	658,327	106.26
URUGUAY	1,000	95,360	9,436.00	256,500	273,943	6.80
PARAGUAY	0	20,000	-	0	11,200	-
ECUADOR	0	18,000	-	0	19,440	-
PERU	139,506	232,700	66.80	173,986	461,304	165.14
JAMAICA	11,999	0	-100.00	14,091	0	-100.00
DOMINICAN REPUBLIC	20,000	64,878	224.39	38,650	72,552	87.72
EL SALVADOR	0	1,000	-	0	13,328	-
UNITED KINGDOM	1,030,739	1,445,008	40.19	1,413,404	2,533,454	79.24
NETHERLANDS	8,228,243	6,166,641	-25.06	11,461,535	11,583,258	1.06
FRANCE	723,063	802,049	10.92	627,895	1,226,230	95.29
GERMANY, FED. REP. OF	3,586,051	4,417,364	23.18	6,308,417	7,481,519	18.60
AUSTRIA	0	10	-	0	1,400	-
BELGIUM	4,241,501	3,572,700	-15.77	8,986,006	9,131,660	1.62
SWITZERLAND	6,202	18,332	195.58	70,142	35,392	-49.54
DENMARK	819,650	1,249,725	52.47	632,994	1,299,846	105.35
NORWAY	61,965	84,210	35.90	34,080	85,338	150.40
SWEDEN	224,000	666,499	197.54	332,802	985,818	196.22
FINLAND	637,000	289,550	-54.54	980,418	472,105	-51.85
IRELAND	115,668	184,740	59.72	173,502	488,041	181.29
ITALY	1,547,085	1,733,897	12.08	1,531,561	2,394,261	56.33
SPAIN	3,230,146	6,714,697	107.88	3,214,191	7,397,306	130.15
PORTUGAL	0	87,529	-	0	178,044	-
GREECE	57,541	499,000	767.21	56,395	545,240	866.82
DEMOCRATIC REPUBLIC OF THE	58,000	88,800	53.10	107,200	66,060	-38.38
HUNGARY	29,403	58,800	99.98	73,414	145,314	97.94
POLAND	402,499	1,701,499	322.73	618,356	2,686,300	334.43
ROMANIA	105,000	134,000	27.62	118,227	207,021	75.10
BULGARIA	19,537	112,403	475.33	15,474	147,779	855.01
BELARUS	19,980	0	-100.00	10,989	0	-100.00
UKRAINE	545,000	1,469,900	169.71	753,744	2,872,194	281.06
LITHUANIA	2,575,960	157,500	-93.89	1,825,304	284,865	-84.39
ESTONIA	20,000	0	-100.00	18,319	0	-100.00
CROATIA	35,000	17,000	-51.43	53,076	31,624	-40.42
SLOVENIA	105,500	261,498	147.87	183,674	455,951	148.24
CZECH REPUBLIC	85,000	67,000	-21.18	80,323	98,482	22.61
RUSSIA FEDERATION	1,181,599	2,144,989	81.53	1,415,136	3,846,505	171.81
-LAINNYA	22,096,466	65,822,679	197.89	8,482,695	48,090,985	466.93
JAPAN	63	4,823	7,555.56	497	8,004	1,510.46
HONG KONG	1,043	0	-100.00	4,210	0	-100.00
KOREA, REPUBLIC OF	5,991,102	48,141,298	703.55	1,628,572	37,282,041	2,189.25
TAIWAN	1,077	13,536	1,156.82	4,711	27,154	476.40
CHINA	55,910	216,235	286.76	65,497	230,309	251.63
PAPUA NEW GUINEA	0	57	-	0	480	-
THAILAND	122,471	231,341	88.89	145,415	257,250	76.91

TABEL 5. PERKEMBANGAN EKSPOR INDONESIA MENURUT KOMODITI DAN NEGARA TUJUAN

JENIS BARANG	BERAT BERSIH (KG)		PERUB	NILAI FOB (US \$)		PERUB
	JAN-MAR 2009	JAN-MAR 2010	%	JAN-MAR 2009	JAN-MAR 2010	%
	(1)	(2)	(3)	(4)	(5)	(6)
SINGAPORE	15,278,238	3,307,568	-78.35	5,875,199	1,479,567	-74.82
PHILIPPINES	526,663	98,058	-81.38	539,339	183,040	-66.06
MALAYSIA	35,780	3,830,309	10,605.17	57,018	1,779,156	3,020.34
VIET NAM	1,248	2,231	78.77	6,240	11,144	78.59
INDIA	1,337	1,475	10.32	1,885	7,375	291.25
BANGLADESH	29,962	5,650	-81.14	76,387	26,570	-65.22
SRI LANKA	696	586	-15.80	1,170	2,080	77.78
IRAN (ISLAMIC REPUBLIC OF)	58	0	-100.00	5	0	-100.00
JORDAN	27,153	0	-100.00	35,585	0	-100.00
LEBANON	14,475	0	-100.00	28,053	0	-100.00
YEMEN	0	20,981	-	0	47,353	-
TURKEY	0	1,000	-	0	1,450	-
UNITED ARAB EMIRATES	5,027	9,915,446	197,143.80	6,456	6,692,926	103,569.86
AUSTRALIA	154	32,000	20,679.22	708	54,880	7,651.41
EAST TIMOR	0	22	-	0	61	-
UNITED STATES	3,959	0	-100.00	5,727	0	-100.00
UNITED KINGDOM	0	4	-	0	2	-
NETHERLANDS	28	47	67.86	14	127	807.14
GERMANY, FED. REP. OF	22	12	-45.45	7	16	128.57
PUPUK	70,960,908	95,728,932	34.90	35,059,877	28,684,501	-18.18
JAPAN	6,805,766	7,316,045	7.50	1,046,950	1,090,515	4.16
HONG KONG	390	313	-19.74	560	674	20.36
KOREA, REPUBLIC OF	820,040	113,600	-86.15	484,907	18,846	-96.11
TAIWAN	364,322	176,143	-51.65	66,194	34,475	-47.92
CHINA	6,360,100	0	-100.00	3,795,302	0	-100.00
THAILAND	18,080	20,392,537	112,690.58	18,924	6,057,017	31,907.07
SINGAPORE	990,166	186,430	-81.17	355,918	37,354	-89.50
PHILIPPINES	219,998	38,531,776	17,414.60	45,210	11,392,845	25,099.83
MALAYSIA	43,504,719	13,225,248	-69.60	23,125,319	5,496,770	-76.23
MYANMAR (FORM. BURMA)	500,000	79,999	-84.00	272,050	11,480	-95.78
BRUNEI DARUSSALAM	0	612,009	-	0	321,292	-
VIET NAM	6,374,000	10,307,634	61.71	3,802,460	2,896,784	-23.82
INDIA	500,000	0	-100.00	475,000	0	-100.00
BANGLADESH	43,000	20,000	-53.49	23,586	21,108	-10.51
SRI LANKA	0	20,000	-	0	7,650	-
OMAN	173,250	0	-100.00	16,800	0	-100.00
TURKEY	60,000	0	-100.00	45,055	0	-100.00
MADAGASCAR	0	25,429	-	0	9,018	-
KENYA	689,999	0	-100.00	456,573	0	-100.00
AUSTRALIA	2,565,499	3,384,497	31.92	716,064	944,104	31.85
NEW ZEALAND	524,999	1,084,998	106.67	139,500	215,747	54.66
EAST TIMOR	60,000	0	-100.00	36,036	0	-100.00
UNITED STATES	39,600	137,875	248.17	15,048	35,703	137.26
BRAZIL	0	100,000	-	0	83,000	-
NETHERLANDS	57,450	14,399	-74.94	35,760	10,119	-71.70
LUXEMBOURG	1,000	0	-100.00	157	0	-100.00
IRELAND	264,000	0	-100.00	72,600	0	-100.00
MALTA	24,530	0	-100.00	13,904	0	-100.00
PRODUK PHARMASI	2,302,420	3,926,961	70.56	46,328,717	69,716,280	50.48
JAPAN	43,136	78,503	81.99	5,089,320	8,159,991	60.34
HONG KONG	46,657	57,088	22.36	892,851	858,799	-3.81
KOREA, REPUBLIC OF	24,478	64,758	164.56	4,716,308	15,083,449	219.81
TAIWAN	4,639	9,236	99.09	48,339	252,189	421.71
CHINA	8,907	17,586	97.44	124,650	273,580	119.48
MONGOLIA	8,711	15,693	80.15	66,219	21,250	-67.91
MACAU	27,617	52	-99.81	1,310	1,870	42.75
PAPUA NEW GUINEA	127	2	-98.43	529	39	-92.63
THAILAND	301,449	701,550	132.73	4,153,872	3,686,374	-11.25
SINGAPORE	121,209	143,079	18.04	1,260,084	1,472,668	16.87
PHILIPPINES	363,665	435,073	19.64	6,215,017	6,558,573	5.53
MALAYSIA	218,942	280,321	28.03	1,298,317	1,458,423	12.33
MYANMAR (FORM. BURMA)	162,098	198,069	22.19	1,309,938	1,410,717	7.69
CAMBODIA	29,893	31,392	5.01	735,851	727,175	-1.18
BRUNEI DARUSSALAM	1,885	29	-98.46	16,313	134	-99.18
LAO PEOPLE'S DEMOCRATIC RE	0	10	-	0	10	-
NEPAL	1,869	988	-47.14	20,940	109,661	423.69
VIET NAM	52,895	92,686	75.23	1,759,570	3,132,430	78.02
MALDIVES	30	218	626.67	3,180	700	-77.99
INDIA	2,347	3,357	43.03	4,451,094	10,409,560	133.87
PAKISTAN	24,276	7,638	-68.54	289,410	81,215	-71.94
BANGLADESH	0	463	-	0	20,193	-
SRI LANKA	173,258	754,413	335.43	989,087	1,299,075	31.34
AFGHANISTAN	0	24,605	-	0	106,639	-
SAUDI ARABIA	2,025	2,314	14.27	1,931	970	-49.77
KUWAIT	0	7	-	0	20	-
YEMEN	0	2,274	-	0	24,284	-

TABEL 5. PERKEMBANGAN EKSPOR INDONESIA MENURUT KOMODITI DAN NEGARA TUJUAN

JENIS BARANG	BERAT BERSIH (KG)		PERUB %	NILAI FOB (US \$)		PERUB %
	JAN-MAR 2009	JAN-MAR 2010		JAN-MAR 2009	JAN-MAR 2010	
	(1)	(2)	(3)	(4)	(5)	(6)
SYRIA ARAB REPUBLIC	1,502	798	-46.87	61,599	27,065	-56.06
UNITED ARAB EMIRATES	1,760	12,179	591.99	7,853	117,587	1,397.35
QATAR	1,537	1,920	24.92	17,900	133,170	643.97
EGYPT	32,089	0	-100.00	21,887	0	-100.00
MOROCCO	0	237	-	0	13,600	-
ALGERIA	872	0	-100.00	227,300	0	-100.00
ERITREA	1,131	423	-62.60	68,202	28,950	-57.55
ETHIOPIA	0	123	-	0	4,620	-
MADAGASCAR	507	2,292	352.07	30,564	157,950	416.78
KENYA	602	1,476	145.18	64,999	79,833	22.82
TOGO	49,313	14,361	-70.88	502,643	163,640	-67.44
LIBERIA	0	2,703	-	0	313,330	-
GUINEA	0	1,558	-	0	330,600	-
CAMEROON	0	2,055	-	0	133,326	-
NIGERIA	259,354	355,110	36.92	6,535,632	3,122,086	-52.23
SIERRA LEONE	0	1,142	-	0	191,077	-
COTE D'IVOIRE	21,429	21,197	-1.08	984,356	228,681	-76.77
SENEGAL	3,491	16,609	375.77	35,376	217,881	515.90
MAURITANIA	0	941	-	0	114,830	-
MALI	0	3,631	-	0	773,376	-
BENIN	17,012	10,071	-40.80	69,622	516,358	641.66
BURKINA FASO	0	5,824	-	0	1,235,646	-
GAMBIA	404	112	-72.28	25,439	7,720	-69.65
SEYCHELLES	1,884	1,585	-15.87	3,729	7,195	92.95
UGANDA	0	1,481	-	0	102,097	-
CHAD	141	0	-100.00	10,000	0	-100.00
DJIBOUTI	4,469	0	-100.00	24,863	0	-100.00
SOUTH AFRICA	1,576	10,150	544.04	91,824	409,920	346.42
ZAMBIA	1,601	0	-100.00	86,520	0	-100.00
COMOROS	0	78	-	0	5,404	-
BURUNDI	0	707	-	0	48,250	-
MAURITIUS	0	374	-	0	12,180	-
AUSTRALIA	146,726	202,907	38.29	2,663,525	2,651,052	-0.47
NEW ZEALAND	28,233	32,996	16.87	355,506	379,090	6.63
NORTHERN MARIANA ISLANDS	0	546	-	0	1,652	-
COOK ISLANDS	1,655	0	-100.00	2,216	0	-100.00
FIJI	498	2,753	452.81	7,738	24,278	213.75
SAMOA	1,401	0	-100.00	976	0	-100.00
EAST TIMOR	4,458	64,830	1,354.24	9,814	70,844	621.87
UNITED STATES	62,955	52,875	-16.01	48,645	55,339	13.76
CANADA	0	1	-	0	773	-
MEXICO	446	0	-100.00	149,466	0	-100.00
PANAMA	0	222	-	0	94,922	-
SURINAME	0	3,709	-	0	10,850	-
ARGENTINA	0	8	-	0	18,550	-
ECUADOR	0	5,866	-	0	104,357	-
BARBADOS	86	0	-100.00	144	0	-100.00
CAPE VERDE	0	85	-	0	4,854	-
UNITED KINGDOM	4,008	8,304	107.19	163,350	873,278	434.61
NETHERLANDS	1,046	2,025	93.59	125,002	44,055	-64.76
FRANCE	370	758	104.86	29,727	63,402	113.28
GERMANY, FED. REP. OF	8,549	143,054	1,573.34	141,985	1,598,042	1,025.50
AUSTRIA	0	68	-	0	124	-
BELGIUM	791	655	-17.19	851	7,460	776.62
SWITZERLAND	15,883	67	-99.58	59,026	126	-99.79
NORWAY	42	0	-100.00	60	0	-100.00
PORTUGAL	0	12,325	-	0	14,570	-
GREECE	0	1,690	-	0	16,036	-
ROMANIA	1,455	572	-60.69	93,128	31,126	-66.58
AZERBAIJAN	0	24	-	0	40	-
TAJIKISTAN	358	0	-100.00	18,370	0	-100.00
UZBEKISTAN	2,673	0	-100.00	144,750	0	-100.00
RUSSIA FEDERATION	0	80	-	0	5,100	-
KULIT DAN BARANG DARI KULIT	2,108,328	3,039,232	44.15	39,892,992	44,997,655	12.80
JAPAN	23,619	661,479	2,700.62	893,230	2,638,003	195.33
HONG KONG	527,470	629,460	19.34	8,738,992	9,593,572	9.78
KOREA, REPUBLIC OF	111,423	98,812	-11.32	1,014,830	1,720,907	69.58
TAIWAN	32,670	25,862	-20.84	449,188	406,901	-9.41
CHINA	279,343	249,727	-10.60	4,812,885	3,193,933	-33.64
MACAU	505	1,223	142.18	18,733	49,882	166.28
PAPUA NEW GUINEA	0	1,017	-	0	1,227	-
THAILAND	161,836	105,779	-34.64	2,187,407	1,739,403	-20.48
SINGAPORE	153,777	174,383	13.40	2,034,819	2,698,414	32.61
PHILIPPINES	7,553	972	-87.13	66,283	30,705	-53.68
MALAYSIA	255,281	109,628	-57.06	4,364,769	1,565,856	-64.13
CAMBODIA	3,158	24,162	665.10	81,785	468,965	473.41
BRUNEI DARUSSALAM	148	0	-100.00	1,795	0	-100.00

TABEL 5. PERKEMBANGAN EKSPOR INDONESIA MENURUT KOMODITI DAN NEGARA TUJUAN

JENIS BARANG	BERAT BERSIH (KG)		PERUB %	NILAI FOB (US \$)		PERUB %
	JAN-MAR 2009	JAN-MAR 2010		JAN-MAR 2009	JAN-MAR 2010	
	(1)	(2)	(3)	(4)	(5)	(6)
VIET NAM	69,850	99,849	42.95	1,596,764	2,329,553	45.89
MALDIVES	358	51	-85.75	14,384	1,260	-91.24
INDIA	59,142	142,528	140.99	1,166,386	1,465,125	25.61
PAKISTAN	274	42	-84.67	8,583	734	-91.45
SRI LANKA	11,519	9,720	-15.62	134,423	151,133	12.43
IRAN (ISLAMIC REPUBLIC OF)	8,063	21,874	171.29	35,692	70,609	97.83
SAUDI ARABIA	88	2,133	2,323.86	2,700	14,864	450.52
KUWAIT	0	131	-	0	1,382	-
SYRIA ARAB REPUBLIC	0	208	-	0	1,200	-
TURKEY	8,279	7,915	-4.40	37,662	29,602	-21.40
UNITED ARAB EMIRATES	1,053	346	-67.14	13,979	16,418	17.45
QATAR	0	4,123	-	0	109,347	-
BAHRAIN	0	9	-	0	2,789	-
CYPRUS	171	0	-100.00	1,763	0	-100.00
TANZANIA, UNITED REPUBLIC OF	4	0	-100.00	68	0	-100.00
MADAGASCAR	406	0	-100.00	1,453	0	-100.00
KENYA	14	1	-92.86	406	6	-98.52
REUNION	0	35	-	0	120	-
SENEGAL	3	0	-100.00	10	0	-100.00
SEYCHELLES	161	0	-100.00	448	0	-100.00
SOUTH AFRICA	0	54	-	0	290	-
MAURITIUS	0	2,185	-	0	2,375	-
AUSTRALIA	19,776	49,346	149.52	413,384	604,427	46.21
NEW ZEALAND	3,314	789	-76.19	71,767	10,685	-85.11
GUAM	41	30	-26.83	481	603	25.36
NEW CALEDONIA	476	86	-81.93	3,659	437	-88.06
VANUATU	794	0	-100.00	980	0	-100.00
FIJI	823	38	-95.38	15,096	1,000	-93.38
EAST TIMOR	472	5,141	989.19	462	21,952	4,651.52
UNITED STATES	151,478	331,754	119.01	5,671,432	10,551,309	86.04
CANADA	922	3,276	255.31	38,009	113,383	198.31
MEXICO	843	1,227	45.55	26,216	62,621	138.87
PANAMA	4	2	-50.00	380	10	-97.37
CHILE	0	20	-	0	600	-
VENEZUELA	0	199	-	0	251	-
BRAZIL	0	86	-	0	189	-
JAMAICA	21	52	147.62	50	156	212.00
PUERTO RICO	14	0	-100.00	217	0	-100.00
HAITI	451	0	-100.00	868	0	-100.00
BARBADOS	0	6	-	0	70	-
BERMUDA	0	37	-	0	428	-
FRENCH POLYNESIA	141	0	-100.00	142	0	-100.00
NETHERLANDS ANTILLES	14	0	-100.00	16	0	-100.00
UNITED KINGDOM	8,738	8,781	0.49	136,567	77,024	-43.60
NETHERLANDS	11,829	87,305	638.06	215,726	762,851	253.62
FRANCE	11,688	12,863	10.05	199,090	246,668	23.90
GERMANY, FED. REP. OF	52,836	47,227	-10.62	1,900,972	1,436,345	-24.44
AUSTRIA	1,211	4,465	268.70	20,240	152,475	653.33
BELGIUM	76	4,446	5,750.00	1,138	8,503	647.19
SWITZERLAND	454	111	-75.55	10,330	1,703	-83.51
DENMARK	422	9,537	2,159.95	5,469	57,468	950.80
NORWAY	10,422	33	-99.68	164,363	168	-99.90
SWEDEN	466	136	-70.82	17,048	6,696	-60.72
IRELAND	237	6	-97.47	306	398	30.07
ITALY	68,111	48,869	-28.25	2,735,032	2,078,661	-24.00
SPAIN	41,683	41,115	-1.36	509,645	464,211	-8.91
PORTUGAL	778	5,416	596.14	4,677	13,166	181.51
GREECE	1,045	420	-59.81	5,297	7,706	45.48
HUNGARY	104	165	58.65	134	105	-21.64
POLAND	640	33	-94.84	31,507	200	-99.37
ROMANIA	27	0	-100.00	109	0	-100.00
YUGOSLAVIA	1	0	-100.00	10	0	-100.00
CROATIA	1,784	907	-49.16	12,607	5,463	-56.67
SLOVENIA	0	1,600	-	0	5,148	-
CZECH REPUBLIC	24	0	-100.00	129	0	-100.00
KACA DAN BARANG DARI KACA	147,022,436	185,738,667	26.33	75,600,404	97,377,312	28.81
JAPAN	9,165,199	25,455,130	177.74	7,364,569	14,592,613	98.15
HONG KONG	404,691	638,946	57.88	320,309	365,790	14.20
KOREA, DEMOCRATIC PEOPLE'S	14,288	0	-100.00	10,319	0	-100.00
KOREA, REPUBLIC OF	13,192,165	15,488,364	17.41	3,442,112	4,969,987	44.39
TAIWAN	2,726,393	2,276,281	-16.51	1,226,434	1,437,759	17.23
CHINA	3,266,113	12,347,591	278.05	2,079,110	6,108,099	193.78
MACAU	39	0	-100.00	495	0	-100.00
PAPUA NEW GUINEA	2,696,625	2,071,410	-23.19	1,593,475	1,187,245	-25.49
THAILAND	6,386,731	9,743,906	52.56	2,996,580	4,763,044	58.95
SINGAPORE	2,779,644	3,630,044	30.59	2,894,555	2,910,330	0.54
PHILIPPINES	14,330,038	18,226,673	27.19	5,157,188	7,403,755	43.56

TABEL 5. PERKEMBANGAN EKSPOR INDONESIA MENURUT KOMODITI DAN NEGARA TUJUAN

JENIS BARANG	BERAT BERSIH (KG)		PERUB %	NILAI FOB (US \$)		PERUB %
	JAN-MAR 2009	JAN-MAR 2010		JAN-MAR 2009	JAN-MAR 2010	
	(1)	(2)	(3)	(4)	(5)	(6)
MALAYSIA	15,249,894	14,561,363	-4.51	5,489,810	6,272,710	14.26
MYANMAR (FORM. BURMA)	1,050,025	1,044,370	-0.54	288,671	368,982	27.82
CAMBODIA	107,130	254,213	137.29	41,018	137,179	234.44
BRUNEI DARUSSALAM	175,802	122,867	-30.11	73,364	44,707	-39.06
NEPAL	11,730	0	-100.00	11,520	0	-100.00
VIET NAM	9,478,441	14,175,604	49.56	3,735,013	5,851,244	56.66
MALDIVES	7,490	13,408	79.01	24,976	60,213	141.08
INDIA	8,343,399	2,719,914	-67.40	4,413,614	2,776,735	-37.09
PAKISTAN	3,745,902	4,546,210	21.36	2,465,088	2,917,582	18.36
BANGLADESH	1,234,402	681,485	-44.79	543,385	381,819	-29.73
SRI LANKA	808,328	847,766	4.88	295,867	402,705	36.11
AFGHANISTAN	78,939	354,302	348.83	51,425	269,831	424.71
IRAQ	94,506	186,222	97.05	109,987	97,910	-10.98
IRAN (ISLAMIC REPUBLIC OF)	104,916	260,028	147.84	100,005	170,215	70.21
SAUDI ARABIA	621,734	471,080	-24.23	326,500	269,969	-17.31
ISRAEL	136,920	79,798	-41.72	100,626	42,740	-57.53
KUWAIT	660,622	151,683	-77.04	269,556	96,184	-64.32
JORDAN	1,756,726	1,034,611	-41.11	903,811	657,745	-27.23
LEBANON	71,852	86,783	20.78	39,318	36,758	-6.51
YEMEN	890,459	762,837	-14.33	552,413	452,628	-18.06
OMAN	122,628	114,261	-6.82	56,996	61,435	7.79
SYRIA ARAB REPUBLIC	1,132,810	224,186	-80.21	762,306	107,270	-85.93
TURKEY	1,503,139	3,924,789	161.11	869,019	2,436,437	180.37
UNITED ARAB EMIRATES	1,467,958	2,300,352	56.70	749,874	1,525,283	103.41
QATAR	371,526	224,096	-39.68	102,120	181,168	77.41
BAHRAIN	150,511	0	-100.00	51,271	0	-100.00
CYPRUS	10,151	890	-91.23	6,903	2,418	-64.97
EGYPT	4,703,232	5,117,095	8.80	2,757,912	2,251,706	-18.35
LIBYAN ARAB JAMAHIRIYA	81,567	489,867	500.57	30,251	112,354	271.41
MOROCCO	25,451	181,924	614.80	22,984	111,335	384.40
TUNISIA	7,559	368,654	4,777.02	21,769	315,663	1,350.06
ALGERIA	405,536	2,708,900	567.98	183,821	1,169,884	536.43
SUDAN	434,093	601,582	38.58	287,214	271,936	-5.32
LESOTHO	13,830	69,017	399.04	11,115	45,620	310.44
NAMIBIA	823	0	-100.00	570	0	-100.00
ETHIOPIA	139	0	-100.00	222	0	-100.00
TANZANIA, UNITED REPUBLIC OF	67,302	44,869	-33.33	30,296	24,185	-20.17
MADAGASCAR	1,097,467	552,656	-49.64	336,021	216,157	-35.67
KENYA	2,263,763	2,416,016	6.73	515,162	668,481	29.76
REUNION	269,608	21,647	-91.97	176,949	39,482	-77.69
MOZAMBIQUE	10,957	48,453	342.21	4,858	28,918	495.27
BOTSWANA	67	0	-100.00	281	0	-100.00
TOGO	0	50,456	-	0	29,430	-
GHANA	169,338	21,036	-87.58	74,852	5,588	-92.53
ANGOLA	546,716	66,257	-87.88	240,083	28,929	-87.95
CONGO	0	20,741	-	0	12,504	-
CAMEROON	0	58,651	-	0	20,540	-
NIGERIA	265,626	338,176	27.31	98,895	177,495	79.48
GABON	100	0	-100.00	309	0	-100.00
COTE D'IVOIRE	103,322	42,021	-59.33	53,764	13,454	-74.98
SENEGAL	80,338	243,223	202.75	64,536	167,840	160.07
BENIN	12,720	27,824	118.74	5,592	11,874	112.34
GUINEA BISSAU	0	14	-	0	70	-
GAMBIA	0	33	-	0	5	-
U.S. VIRGIN ISLANDS	180	0	-100.00	6,035	0	-100.00
SEYCHELLES	15,578	3,464	-77.76	62,129	8,279	-86.67
UGANDA	241	0	-100.00	570	0	-100.00
DJIBOUTI	40,458	0	-100.00	25,092	0	-100.00
SOUTH AFRICA	2,080,408	3,847,854	84.96	1,034,963	2,212,638	113.79
ZIMBABWE	11,778	0	-100.00	5,964	0	-100.00
COMOROS	0	1,525	-	0	3,679	-
MAURITIUS	77,884	99,431	27.67	42,981	52,625	22.44
VIRGIN ISLANDS (BRITISH)	306	87	-71.57	1,212	319	-73.68
AUSTRALIA	9,627,364	9,689,462	0.65	6,571,420	5,205,784	-20.78
NEW ZEALAND	3,760,544	3,623,417	-3.65	1,208,706	1,576,222	30.41
GUAM	542	914	68.63	488	2,284	368.03
NEW CALEDONIA	46,257	40,317	-12.84	25,146	25,806	2.62
SAINT VINCENT AND THE GREN/	23,144	23,099	-0.19	8,599	7,404	-13.90
VANUATU	24,928	15,224	-38.93	14,282	8,381	-41.32
WALLIS AND FUTUNA ISLANDS	0	513	-	0	1,031	-
AMERICAN SAMOA	0	535	-	0	1,689	-
COOK ISLANDS	425	341	-19.76	1,439	796	-44.68
FIJI	76,384	24,146	-68.39	31,538	22,886	-27.43
SAMOA	323	8,772	2,615.79	1,374	5,996	336.39
SOLOMON ISLANDS	10,322	0	-100.00	5,976	0	-100.00
EAST TIMOR	199,494	144,959	-27.34	157,941	107,431	-31.98
UNITED STATES	2,601,931	3,054,027	17.38	2,110,687	3,379,815	60.13
CANADA	265,093	340,845	28.58	157,753	199,671	26.57

TABEL 5. PERKEMBANGAN EKSPOR INDONESIA MENURUT KOMODITI DAN NEGARA TUJUAN

JENIS BARANG	BERAT BERSIH (KG)		PERUB	NILAI FOB (US \$)		PERUB
	JAN-MAR 2009	JAN-MAR 2010	%	JAN-MAR 2009	JAN-MAR 2010	%
	(1)	(2)	(3)	(4)	(5)	(6)
MEXICO	1,291,291	946,104	-26.73	804,284	515,752	-35.87
GUATEMALA	474,150	332,222	-29.93	174,086	169,047	-2.89
HONDURAS	0	160,622	-	0	53,274	-
NICARAGUA	0	4	-	0	9	-
PANAMA	702,878	839,854	19.49	370,297	474,159	28.05
CUBA	17,688	43,131	143.84	16,525	20,111	21.70
SURINAME	18,124	20,501	13.12	11,916	15,987	34.16
CHILE	759,461	306,000	-59.71	447,668	233,123	-47.93
VENEZUELA	25,573	4,315	-83.13	98,555	26,136	-73.48
ARGENTINA	275,380	451,864	64.09	156,549	260,894	66.65
BRAZIL	1,636,534	1,558,434	-4.77	495,633	672,613	35.71
COLOMBIA	416,945	167,334	-59.87	226,945	120,806	-46.77
BOLIVIA	21,990	0	-100.00	11,574	0	-100.00
URUGUAY	10,865	133,575	1,129.41	7,647	39,310	414.06
PARAGUAY	17,085	38,313	124.25	11,885	20,899	75.84
ECUADOR	247,159	610,569	147.03	80,183	291,349	263.36
PERU	51,229	248,685	385.44	43,834	99,742	127.54
GUYANA	0	65,915	-	0	20,742	-
TRINIDAD AND TOBAGO	871,262	291,861	-66.50	331,370	109,624	-66.92
JAMAICA	64,384	84,561	31.34	25,904	34,039	31.40
PUERTO RICO	467,292	303,638	-35.02	271,814	194,915	-28.29
DOMINICAN REPUBLIC	256,368	43,348	-83.09	93,174	35,631	-61.76
EL SALVADOR	43,920	0	-100.00	15,839	0	-100.00
COSTA RICA	59,862	325	-99.46	34,494	291	-99.16
HAITI	263,493	0	-100.00	92,672	0	-100.00
BARBADOS	83,010	62,212	-25.05	43,580	56,600	29.88
ANGUILLA	58	0	-100.00	241	0	-100.00
ARUBA	21,433	631	-97.06	13,931	653	-95.31
BERMUDA	29	0	-100.00	114	0	-100.00
CAPE VERDE	34,535	0	-100.00	15,781	0	-100.00
CAYMAN ISLANDS	0	75	-	0	84	-
DOMINICA	0	1,263	-	0	2,198	-
FRENCH GUIANA	1,433	811	-43.41	5,617	808	-85.62
FRENCH POLYNESIA	1,643	1,280	-22.09	2,957	2,149	-27.32
MARTINIQUE	402	328	-18.41	813	850	4.55
NETHERLANDS ANTILLES	3,145	5,919	88.20	10,106	52,514	419.63
SAINT LUCIA	46,459	1,148	-97.53	16,777	5,569	-66.81
GUADELOUPE	1,887	758	-59.83	4,070	1,808	-55.58
SAINT KITTS AND NEVIS	0	231	-	0	519	-
UNITED KINGDOM	397,989	545,786	37.14	613,358	820,123	33.71
NETHERLANDS	503,364	514,232	2.16	493,185	434,541	-11.89
FRANCE	385,264	271,077	-29.64	743,816	404,524	-45.62
GERMANY, FED. REP. OF	388,990	555,667	42.85	674,483	773,738	14.72
AUSTRIA	1,277	472	-63.04	28,240	1,995	-92.94
BELGIUM	23,595	23,827	0.98	87,371	69,791	-20.12
SWITZERLAND	4,934	7,725	56.57	27,147	46,749	72.21
DENMARK	69,557	48,364	-30.47	34,776	41,811	20.23
NORWAY	1,947	814	-58.19	2,069	2,774	34.07
SWEDEN	19,694	13,445	-31.73	29,699	15,097	-49.17
FINLAND	280,240	201,700	-28.03	204,989	158,167	-22.84
IRELAND	977	2,837	190.38	1,873	10,577	464.71
ITALY	374,681	145,198	-61.25	319,078	306,737	-3.87
SPAIN	436,099	134,950	-69.06	428,303	237,305	-44.59
PORTUGAL	53,831	14,304	-73.43	33,590	30,953	-7.85
GREECE	132,802	420,864	216.91	97,778	182,190	86.33
DEMOCRATIC REPUBLIC OF THE	39,719	68,695	72.95	41,485	34,595	-16.61
HUNGARY	22,033	19,072	-13.44	93,922	21,877	-76.71
POLAND	585,054	1,030,526	76.14	598,154	703,798	17.66
ROMANIA	147,332	68,231	-53.69	116,041	71,726	-38.19
BULGARIA	459,520	29,089	-93.67	170,479	16,687	-90.21
YUGOSLAVIA	87	0	-100.00	195	0	-100.00
ALBANIA	38,120	16,157	-57.62	20,391	7,742	-62.03
AZERBAIJAN	3	0	-100.00	15	0	-100.00
KAZAKHSTAN	18,783	86,298	359.45	25,946	118,090	355.14
UKRAINE	208,212	268,941	29.17	360,155	358,377	-0.49
LITHUANIA	19,482	0	-100.00	26,855	0	-100.00
LATVIA	0	2	-	0	15	-
ESTONIA	1,141	76,447	6,600.00	2,615	110,009	4,106.85
GEORGIA	22,924	65,887	187.41	6,728	30,923	359.62
CROATIA	25,464	108,138	324.67	29,497	95,746	224.60
BOSNIA AND HERZEGOVINA	184,687	0	-100.00	151,320	0	-100.00
MALTA	80	39,519	49,298.75	660	21,436	3,147.88
SLOVAKIA	0	55	-	0	161	-
SLOVENIA	1,556	34	-97.81	2,857	99	-96.53
CZECH REPUBLIC	50,529	39,319	-22.19	45,120	29,838	-33.87
RUSSIA FEDERATION	162,498	765,657	371.18	240,026	780,241	225.07
KERTAS DAN BARANG DARI KEI	1,029,188,629	1,105,936,554	7.46	766,693,065	953,619,813	24.38

TABEL 5. PERKEMBANGAN EKSPOR INDONESIA MENURUT KOMODITI DAN NEGARA TUJUAN

JENIS BARANG	BERAT BERSIH (KG)		PERUB	NILAI FOB (US \$)		PERUB
	JAN-MAR 2009	JAN-MAR 2010	%	JAN-MAR 2009	JAN-MAR 2010	%
	(1)	(2)	(3)	(4)	(5)	(6)
JAPAN	101,642,534	117,543,946	15.64	96,582,718	107,539,281	11.34
HONG KONG	19,784,197	28,392,170	43.51	15,271,462	23,014,390	50.70
KOREA, REPUBLIC OF	18,157,960	22,319,274	22.92	15,568,232	19,659,916	26.28
TAIWAN	38,322,975	40,004,343	4.39	19,397,649	26,580,125	37.03
CHINA	60,159,047	72,519,777	20.55	30,379,631	50,712,354	66.93
MONGOLIA	103,520	51,157	-50.58	54,557	51,051	-6.43
MACAU	53,771	901,250	1,576.09	38,973	447,815	1,049.04
PAPUA NEW GUINEA	1,081,134	584,590	-45.93	984,174	659,833	-32.96
THAILAND	20,105,119	31,179,188	55.08	16,194,884	28,194,515	74.10
SINGAPORE	38,753,695	43,463,605	12.15	26,297,700	32,459,202	23.43
PHILIPPINES	29,973,490	26,945,961	-10.10	18,725,358	22,579,066	20.58
MALAYSIA	89,670,417	102,493,206	14.30	57,406,169	83,003,337	44.59
MYANMAR (FORM. BURMA)	7,958,026	16,134,127	102.74	4,801,916	10,065,172	109.61
CAMBODIA	3,885,743	2,855,200	-26.52	2,649,674	2,516,939	-5.01
BRUNEI DARUSSALAM	188,788	266,817	41.33	275,941	334,176	21.10
LAO PEOPLE'S DEMOCRATIC RE	32,287	32,307	0.06	20,924	20,392	-2.54
NEPAL	10,439	102,799	884.76	193,086	83,143	-56.94
VIET NAM	52,844,391	55,153,404	4.37	34,750,227	45,097,396	29.78
MALDIVES	179,825	134,620	-25.14	193,320	155,070	-19.79
INDIA	22,348,118	14,545,189	-34.92	17,037,213	14,550,294	-14.60
PAKISTAN	23,475,249	19,171,345	-18.33	15,017,114	16,973,705	13.03
BANGLADESH	11,287,644	12,752,536	12.98	7,030,348	9,313,236	32.47
SRI LANKA	16,473,486	14,743,395	-10.50	10,167,098	9,717,346	-4.42
AFGHANISTAN	25,251	9	-99.96	163,334	27	-99.98
IRAN (ISLAMIC REPUBLIC OF)	30,004,555	15,294,687	-49.03	22,725,660	12,152,432	-46.53
SAUDI ARABIA	33,106,174	36,106,766	9.06	20,353,969	40,475,118	98.86
ISRAEL	1,644	905,036	54,950.85	1,393	753,662	54,003.52
KUWAIT	1,967,272	2,449,725	24.52	2,028,537	2,805,637	38.31
JORDAN	9,818,108	9,517,787	-3.06	7,232,863	8,340,169	15.31
LEBANON	11,290,173	2,989,234	-73.52	6,112,878	2,992,266	-51.05
YEMEN	4,228,953	4,822,997	14.05	2,994,827	4,123,687	37.69
OMAN	2,562,117	1,712,653	-33.15	2,063,122	1,662,915	-19.40
SYRIA ARAB REPUBLIC	8,067,989	2,791,765	-65.40	5,383,865	2,159,214	-59.89
TURKEY	19,721,607	12,682,796	-35.69	11,813,566	10,565,058	-10.57
UNITED ARAB EMIRATES	36,804,091	57,543,099	56.35	27,672,142	55,581,024	100.86
QATAR	1,462,051	1,862,121	27.36	1,592,270	1,770,792	11.21
BAHRAIN	1,381,261	1,699,015	23.00	1,289,763	1,612,720	25.04
CYPRUS	2,767,109	2,309,940	-16.52	2,104,319	1,879,880	-10.67
EGYPT	18,148,914	8,826,495	-51.37	13,404,372	8,389,033	-37.42
LIBYAN ARAB JAMAHIRIYA	2,644,189	3,038,979	14.93	1,971,200	2,939,248	49.11
MOROCCO	442,341	34,595	-92.18	318,903	37,628	-88.20
TUNISIA	347,288	240,976	-30.61	302,141	209,554	-30.64
ALGERIA	0	135,794	-	0	110,518	-
SUDAN	7,439,755	4,454,590	-40.12	5,366,293	3,811,111	-28.98
NAMIBIA	71,726	44	-99.94	102,380	2	-100.00
ETHIOPIA	812,530	828,647	1.98	355,380	439,517	23.68
TANZANIA, UNITED REPUBLIC OF	775,036	210,242	-72.87	644,154	252,140	-60.86
MADAGASCAR	333,232	311,911	-6.40	278,853	316,966	13.67
SOMALIA	72,770	18,375	-74.75	73,584	22,048	-70.04
KENYA	3,507,122	3,957,369	12.84	2,327,613	3,309,210	42.17
REUNION	313,776	764,020	143.49	302,974	761,589	151.37
MOZAMBIQUE	343,075	788,013	129.69	360,714	769,431	113.31
TOGO	1,592,519	3,369,740	111.60	1,168,540	3,195,892	173.49
GHANA	4,363,838	3,276,690	-24.91	3,149,773	2,923,001	-7.20
LIBERIA	178,072	101,741	-42.87	152,163	110,357	-27.47
GUINEA	235,597	443,755	88.35	202,024	379,634	87.92
ANGOLA	132,094	976,732	639.42	132,027	717,944	443.79
CONGO	447,080	646,778	44.67	471,538	586,573	24.40
CAMEROON	2,221,465	982,608	-55.77	1,533,688	858,314	-44.04
NIGERIA	14,323,061	20,253,886	41.41	9,819,356	20,814,632	111.98
SIERRA LEONE	500,496	116,745	-76.67	465,476	101,986	-78.09
GABON	309,432	300,771	-2.80	296,765	354,046	19.30
COTE D'IVOIRE	1,292,483	533,780	-58.70	1,109,366	481,631	-56.59
SENEGAL	787,225	571,197	-27.44	582,285	569,535	-2.19
MAURITANIA	111,368	110,343	-0.92	91,904	112,347	22.24
BENIN	2,017,733	626,733	-68.94	1,790,864	584,779	-67.35
BURKINA FASO	6,344	5,085	-19.85	6,654	4,012	-39.71
GAMBIA	20,997	117,629	460.22	15,269	99,586	552.21
SEYCHELLES	2,641	2,434	-7.84	6,390	4,586	-28.23
UGANDA	178,155	131,770	-26.04	173,092	164,143	-5.17
NIGER	4,625	16,368	253.90	6,050	14,082	132.76
DJIBOUTI	3,883,142	8,478,467	118.34	2,958,683	8,021,228	171.11
SAO TOME AND PRINCIPE	18,549	56,456	204.36	13,982	57,632	312.19
SWAZILAND	60	0	-100.00	825	0	-100.00
SOUTH AFRICA	12,497,161	16,859,408	34.91	9,448,424	13,385,296	41.67
ZIMBABWE	0	366,263	-	0	335,423	-
MALAWI	73,627	12,609	-82.87	64,366	18,835	-70.74
MAURITIUS	3,105,883	3,383,205	8.93	2,021,625	2,370,935	17.28

TABEL 5. PERKEMBANGAN EKSPOR INDONESIA MENURUT KOMODITI DAN NEGARA TUJUAN

JENIS BARANG	BERAT BERSIH (KG)		PERUB	NILAI FOB (US \$)		PERUB
	JAN-MAR 2009	JAN-MAR 2010	%	JAN-MAR 2009	JAN-MAR 2010	%
	(1)	(2)	(3)	(4)	(5)	(6)
VIRGIN ISLANDS (BRITISH)	88,040	0	-100.00	45,080	0	-100.00
AUSTRALIA	34,330,618	41,438,032	20.70	33,343,629	37,394,733	12.15
NEW ZEALAND	5,858,524	12,190,852	108.09	5,797,681	8,651,898	49.23
MICRONESIA, FEDERATED STAT GUAM	0	57,981	-	0	52,142	-
NEW CALEDONIA	81,801	131,532	60.80	110,788	138,333	24.86
VANUATU	489,709	548,269	11.96	459,532	560,459	21.96
WALLIS AND FUTUNA ISLANDS	25,286	47,406	87.48	30,148	54,858	81.96
AMERICAN SAMOA	602	351	-41.69	788	704	-10.66
COOK ISLANDS	0	76	-	0	452	-
FIJI	10,908	181	-98.34	22,560	3,156	-86.01
KIRIBATI	518,884	887,258	70.99	445,290	793,073	78.10
SAMOA	5,053	1,940	-61.61	11,859	3,804	-67.92
SOLOMON ISLANDS	16,754	38,958	132.53	17,256	36,353	110.67
TONGA	3,395	6,068	78.73	14,281	15,043	5.34
TUVALU	0	16,547	-	0	24,305	-
EAST TIMOR	1,031	90	-91.27	1,541	92	-94.03
UNITED STATES	347,526	500,149	43.92	386,953	663,283	71.41
CANADA	53,069,855	60,900,616	14.76	51,148,010	61,329,719	19.91
MEXICO	8,924,011	20,486,308	129.56	7,964,889	17,570,371	120.60
GUATEMALA	1,517,003	369,742	-75.63	1,283,397	323,067	-74.83
HONDURAS	1,289,069	5,043,728	291.27	942,213	3,610,500	283.19
NICARAGUA	1,111,039	139,331	-87.46	756,792	148,284	-80.41
PANAMA	729,215	673,458	-7.65	503,928	510,057	1.22
CUBA	1,303,199	574,003	-55.95	1,013,591	476,948	-52.94
SURINAME	751,604	528,431	-29.69	703,844	504,150	-28.37
CHILE	193,634	63,534	-67.19	168,782	50,676	-69.98
VENEZUELA	1,156,675	1,367,067	18.19	1,071,758	1,581,729	47.58
ARGENTINA	851,778	1,131,122	32.80	750,513	889,867	18.57
BRAZIL	411,623	322,090	-21.75	479,409	452,255	-5.66
COLOMBIA	9,817,012	22,754,056	131.78	7,490,511	17,332,044	131.39
BOLIVIA	1,092,551	1,905,438	74.40	1,047,466	1,805,698	72.39
URUGUAY	399,554	0	-100.00	252,768	0	-100.00
PARAGUAY	20,391	162,610	697.46	30,774	153,521	398.87
ECUADOR	174,642	476,271	172.71	139,161	367,940	164.40
PERU	2,765,751	2,010,748	-27.30	2,359,206	1,908,309	-19.11
GUYANA	1,888,757	3,824,287	102.48	1,821,155	3,350,186	83.96
TRINIDAD AND TOBAGO	640,865	74,567	-88.36	394,762	53,564	-86.43
BAHAMAS	94,145	345,327	266.80	70,923	257,312	262.80
JAMAICA	11,407	10	-99.91	12,493	56	-99.55
PUERTO RICO	336,626	233,853	-30.53	275,244	229,719	-16.54
BELIZE	1,394,455	1,120,522	-19.64	1,038,008	855,264	-17.61
DOMINICAN REPUBLIC	0	586	-	0	408	-
EL SALVADOR	660,943	1,324,153	100.34	470,260	960,362	104.22
COSTA RICA	959,524	628,840	-34.46	714,616	518,907	-27.39
HAITI	3,584,164	1,576,788	-56.01	2,443,331	1,183,894	-51.55
BARBADOS	57	50,448	88,405.26	126	51,320	40,630.16
ARUBA	35,682	126,224	253.75	34,746	100,472	189.16
BERMUDA	0	7,809	-	0	7,871	-
CAYMAN ISLANDS	465	76	-83.66	1,530	881	-42.42
DOMINICA	3	68	2,166.67	200	90	-55.00
FRENCH GUIANA	185,976	0	-100.00	130,224	0	-100.00
FRENCH POLYNESIA	0	38,309	-	0	31,669	-
MARTINIQUE	424,209	286,596	-32.44	445,908	269,471	-39.57
NETHERLANDS ANTILLES	115,272	74,178	-35.65	92,604	62,093	-32.95
SAINT LUCIA	82,147	20,817	-74.66	75,915	15,725	-79.29
GUADELOUPE	0	21,727	-	0	21,227	-
SAINT KITTS AND NEVIS	77,785	165,049	112.19	63,619	138,405	117.55
UNITED KINGDOM	0	391	-	0	878	-
NETHERLANDS	11,687,515	4,769,022	-59.20	10,584,188	5,170,348	-51.15
FRANCE	5,320,860	1,486,202	-72.07	4,639,610	2,707,781	-41.64
GERMANY, FED. REP. OF	2,004,783	1,142,706	-43.00	2,102,491	1,771,592	-15.74
AUSTRIA	1,687,129	1,773,372	5.11	3,123,926	3,635,963	16.39
BELGIUM	25,284	2,884	-88.59	32,085	23,255	-27.52
SWITZERLAND	14,797,084	10,626,850	-28.18	12,246,698	10,016,490	-18.21
DENMARK	7,280	13,664	87.69	19,033	61,385	222.52
NORWAY	134,564	168,249	25.03	357,629	371,088	3.76
SWEDEN	7,827	95,480	1,119.88	28,898	90,132	211.90
FINLAND	193,741	246,703	27.34	325,009	378,453	16.44
IRELAND	150,183	188,341	25.41	228,893	280,652	22.61
ITALY	655,436	268,655	-59.01	875,938	385,969	-55.94
SPAIN	23,236,459	9,889,329	-57.44	16,641,261	8,307,391	-50.08
PORTUGAL	6,544,397	9,269,079	41.63	6,391,579	8,176,865	27.93
GREECE	1,049,313	780,299	-25.64	1,098,979	699,685	-36.33
LIECHTENSTEIN	6,182,312	7,008,816	13.37	5,130,595	5,306,335	3.43
DEMOCRATIC REPUBLIC OF THE HUNGARY	1	0	-100.00	521	0	-100.00
POLAND	1,831,838	1,489,387	-18.69	1,932,824	1,461,844	-24.37
	512,617	29,757	-94.20	340,079	26,840	-92.11
	672,591	377,538	-43.87	521,724	392,942	-24.68

TABEL 5. PERKEMBANGAN EKSPOR INDONESIA MENURUT KOMODITI DAN NEGARA TUJUAN

JENIS BARANG	BERAT BERSIH (KG)		PERUB	NILAI FOB (US \$)		PERUB
	JAN-MAR 2009	JAN-MAR 2010	%	JAN-MAR 2009	JAN-MAR 2010	%
(1)	(2)	(3)	(4)	(5)	(6)	(7)
ROMANIA	2,592,190	1,116,082	-56.94	2,261,364	801,735	-64.55
BULGARIA	568,874	73,375	-87.10	410,306	65,619	-84.01
YUGOSLAVIA	341,589	57,318	-83.22	243,955	41,544	-82.97
ALBANIA	434,811	1,656,106	280.88	354,478	1,457,105	311.06
ARMENIA	125,676	25,001	-80.11	107,000	18,304	-82.89
KAZAKHSTAN	62,702	0	-100.00	39,959	0	-100.00
UKRAINE	1,145,941	2,534,181	121.14	867,266	2,407,748	177.63
UZBEKISTAN	0	12	-	0	1	-
LITHUANIA	149,788	61,700	-58.81	191,377	79,085	-58.68
LATVIA	20,381	38,261	87.73	32,676	26,010	-20.40
ESTONIA	97,412	6,162	-93.67	130,414	13,871	-89.36
GEORGIA	680,716	1,320,486	93.98	638,253	1,134,789	77.80
CROATIA	378,596	322,412	-14.84	271,171	274,205	1.12
BOSNIA AND HERZEGOVINA	205,372	0	-100.00	113,351	0	-100.00
MALTA	235,104	550,818	134.29	200,611	448,333	123.48
SLOVAKIA	48,967	0	-100.00	43,370	0	-100.00
SLOVENIA	2,415,504	318,724	-86.81	1,504,395	258,089	-82.84
CZECH REPUBLIC	164,011	187	-99.89	122,640	1,399	-98.86
REP. OF MACEDONIA	0	40,885	-	0	31,452	-
RUSSIA FEDERATION	1,714,951	3,164,564	84.53	1,597,891	3,541,138	121.61
-GLISEROL DAN LARUTAN ALKA	12,023,233	3,303,548	-72.52	1,963,927	672,766	-65.74
JAPAN	733,170	1,119,658	52.71	123,091	201,861	63.99
CHINA	9,259,900	1,029,620	-88.88	1,216,182	156,004	-87.17
SINGAPORE	6	1	-83.33	9	1	-88.89
PHILIPPINES	153,460	65,990	-57.00	67,623	32,763	-51.55
MALAYSIA	760,000	0	-100.00	125,000	0	-100.00
INDIA	727,690	906,280	24.54	257,222	164,899	-35.89
SAUDI ARABIA	100,000	0	-100.00	38,500	0	-100.00
EGYPT	220,000	0	-100.00	97,000	0	-100.00
MOZAMBIQUE	0	88,000	-	0	59,400	-
CAMEROON	20,000	0	-100.00	8,400	0	-100.00
MALAWI	0	22,000	-	0	12,870	-
NEW ZEALAND	20,000	0	-100.00	9,300	0	-100.00
CANADA	29,007	71,999	148.21	21,600	44,968	108.19
-MARGARIN DAN LEMAK LAINNY	84,634,527	89,351,365	5.57	58,030,281	76,088,828	31.12
JAPAN	61,545	605,710	884.17	75,433	523,618	594.15
HONG KONG	1,499,191	295,004	-80.32	717,433	247,183	-65.55
KOREA, REPUBLIC OF	592,662	327,718	-44.70	379,660	313,370	-17.46
TAIWAN	205,603	788,677	283.59	132,743	652,532	391.58
CHINA	12,734,586	12,929,250	1.53	6,971,784	10,455,391	49.97
PAPUA NEW GUINEA	385,213	343,735	-10.77	252,259	361,990	43.50
THAILAND	462,000	1,671,223	261.74	322,233	1,536,094	376.70
SINGAPORE	7,359,997	1,089,483	-85.20	6,334,006	979,911	-84.53
PHILIPPINES	2,547,587	1,890,381	-25.80	1,600,041	1,686,329	5.39
MALAYSIA	100,015	1,836	-98.16	125,019	2,573	-97.94
MYANMAR (FORM. BURMA)	721,079	402,762	-44.14	506,566	458,962	-9.40
CAMBODIA	0	21,960	-	0	16,348	-
BRUNEI DARUSSALAM	0	105,000	-	0	88,463	-
VIET NAM	1,004,018	4,003,595	298.76	874,756	3,179,523	263.48
MALDIVES	8,363	3,284	-60.73	8,352	3,405	-59.23
INDIA	272,138	60,705	-77.69	257,220	68,782	-73.26
PAKISTAN	957,360	0	-100.00	707,580	0	-100.00
BANGLADESH	22,050	0	-100.00	11,832	0	-100.00
SRI LANKA	3,519,260	3,503,353	-0.45	1,883,400	2,743,534	45.67
AFGHANISTAN	38,027	178,848	370.32	29,477	164,896	459.41
IRAQ	4,280,699	0	-100.00	3,168,602	0	-100.00
IRAN (ISLAMIC REPUBLIC OF)	1,675,055	620,000	-62.99	1,351,045	502,420	-62.81
SAUDI ARABIA	1,886,816	2,851,846	51.15	1,198,409	2,339,873	95.25
ISRAEL	86,880	606,295	597.85	58,058	513,748	784.89
KUWAIT	16,800	166,100	888.69	17,222	192,489	1,017.69
JORDAN	124,288	44,500	-64.20	75,714	51,110	-32.50
LEBANON	160,000	45,000	-71.88	89,963	64,716	-28.06
YEMEN	80,000	0	-100.00	50,000	0	-100.00
OMAN	0	219,820	-	0	178,183	-
SYRIA ARAB REPUBLIC	1,109,237	171,569	-84.53	820,463	201,326	-75.46
TURKEY	2,038,560	2,179,196	6.90	1,574,400	2,024,553	28.59
UNITED ARAB EMIRATES	235,932	223,100	-5.44	144,223	208,859	44.82
QATAR	19,080	37,497	96.53	9,731	42,974	341.62
EGYPT	3,683,800	3,847,890	4.45	2,647,611	3,441,347	29.98
MOROCCO	62,999	21,000	-66.67	42,504	18,900	-55.53
TUNISIA	0	21,496	-	0	27,482	-
ALGERIA	4,790,152	4,754,316	-0.75	2,920,208	3,916,370	34.11
SUDAN	705,600	782,358	10.88	461,216	657,537	42.57
NAMIBIA	0	18,460	-	0	15,506	-
ETHIOPIA	463,200	0	-100.00	326,964	0	-100.00
TANZANIA, UNITED REPUBLIC OF	42,000	130,505	210.73	22,234	106,993	381.21

TABEL 5. PERKEMBANGAN EKSPOR INDONESIA MENURUT KOMODITI DAN NEGARA TUJUAN

JENIS BARANG	BERAT BERSIH (KG)		PERUB	NILAI FOB (US \$)		PERUB
	JAN-MAR 2009	JAN-MAR 2010	%	JAN-MAR 2009	JAN-MAR 2010	%
	(1)	(2)	(3)	(4)	(5)	(6)
MADAGASCAR	21,000	0	-100.00	11,340	0	-100.00
KENYA	40,800	0	-100.00	21,624	0	-100.00
MOZAMBIQUE	326,105	828,140	153.95	193,752	714,290	268.66
TOGO	622,920	297,152	-52.30	383,918	249,940	-34.90
GHANA	1,398,296	1,593,725	13.98	873,792	1,296,215	48.34
LIBERIA	69,779	83,059	19.03	51,398	77,875	51.51
ANGOLA	2,335,575	1,547,135	-33.76	1,470,781	1,329,786	-9.59
CONGO	212,819	203,249	-4.50	139,829	183,983	31.58
CAMEROON	532,150	330,779	-37.84	313,720	291,144	-7.20
NIGERIA	3,752,845	9,024,714	140.48	2,197,948	7,246,162	229.68
SIERRA LEONE	99,473	40,500	-59.29	62,920	35,100	-44.21
COTE D'IVOIRE	0	44,000	-	0	39,600	-
SENEGAL	0	66,000	-	0	55,110	-
BENIN	1,088,301	2,259,596	107.63	674,379	1,804,917	167.64
GAMBIA	31,680	37,150	17.27	22,493	28,978	28.83
DJIBOUTI	0	127,680	-	0	107,049	-
SAO TOME AND PRINCIPE	182,000	0	-100.00	137,540	0	-100.00
SOUTH AFRICA	549,994	1,313,915	138.90	524,426	1,329,511	153.52
MALAWI	20,250	40,500	100.00	12,285	35,506	189.02
MAURITIUS	16,900	0	-100.00	11,154	0	-100.00
AUSTRALIA	1,199,323	1,019,687	-14.98	745,201	871,890	17.00
NEW ZEALAND	1,223,299	1,063,088	-13.10	878,228	949,966	8.17
FIJI	42,200	21,000	-50.24	24,378	17,745	-27.21
KIRIBATI	0	10,259	-	0	13,547	-
SAMOA	0	40,500	-	0	34,992	-
SOLOMON ISLANDS	52,306	19,497	-62.73	49,683	29,824	-39.97
EAST TIMOR	183,085	68,148	-62.78	177,537	61,913	-65.13
UNITED STATES	1,730	10,478	505.66	4,951	24,914	403.21
CANADA	127	0	-100.00	424	0	-100.00
ARGENTINA	0	22,000	-	0	18,260	-
BRAZIL	0	130,000	-	0	171,680	-
TRINIDAD AND TOBAGO	100,101	260,262	160.00	69,803	223,906	220.77
JAMAICA	805,911	633,757	-21.36	491,849	479,179	-2.58
BARBADOS	140,147	60,063	-57.14	97,405	47,570	-51.16
CAPE VERDE	15,508	0	-100.00	11,184	0	-100.00
MARTINIQUE	16,918	0	-100.00	10,225	0	-100.00
UNITED KINGDOM	0	62,100	-	0	48,024	-
NETHERLANDS	15,269	1	-99.99	18,421	2	-99.99
DENMARK	4,548,372	10,999,840	141.84	2,653,765	6,558,908	147.15
GREECE	44,500	381,000	756.18	32,656	378,877	1,060.21
DEMOCRATIC REPUBLIC OF THE	203,250	462,609	127.61	120,596	401,946	233.30
ROMANIA	395,000	423,887	7.31	325,610	474,051	45.59
BULGARIA	801,718	1,391,200	73.53	615,039	1,285,975	109.09
ALBANIA	0	22,000	-	0	18,260	-
AZERBAIJAN	0	200	-	0	230	-
BELARUS	0	44,400	-	0	58,857	-
KAZAKHSTAN	22,566	234,424	938.84	20,394	250,982	1,130.67
TURKMENISTAN	41,493	168,023	304.94	38,857	210,764	442.41
UKRAINE	3,766,701	3,351,813	-11.01	3,698,991	3,812,598	3.07
UZBEKISTAN	57,314	0	-100.00	41,806	0	-100.00
LATVIA	160,979	123,710	-23.15	130,347	135,945	4.29
ESTONIA	21,760	216,840	896.51	44,608	365,876	720.20
GEORGIA	81,999	0	-100.00	69,290	0	-100.00
CROATIA	0	88,440	-	0	77,959	-
SLOVENIA	318,333	452,739	42.22	206,998	382,972	85.01
RUSSIA FEDERATION	5,121,939	4,768,634	-6.90	4,180,375	5,868,760	40.39
-SABUN MANDI DAN CUCI	125,602,286	141,669,072	12.79	118,544,124	141,507,374	19.37
JAPAN	2,370,166	2,396,310	1.10	2,341,695	2,633,612	12.47
HONG KONG	660,509	833,814	26.24	872,441	1,132,370	29.79
KOREA, DEMOCRATIC PEOPLE'S	386,774	261,407	-32.41	204,630	183,487	-10.33
KOREA, REPUBLIC OF	771,153	1,292,105	67.55	975,240	1,488,691	52.65
TAIWAN	1,303,837	1,391,791	6.75	1,523,816	1,649,531	8.25
CHINA	6,821,115	3,617,628	-46.96	4,642,420	3,744,244	-19.35
MONGOLIA	52,089	336,497	546.00	63,656	447,814	603.49
MACAU	0	219	-	0	1,513	-
PAPUA NEW GUINEA	2,132,057	3,076,712	44.31	1,429,280	2,121,312	48.42
THAILAND	1,817,026	2,887,497	58.91	2,336,576	3,683,678	57.65
SINGAPORE	3,567,978	4,916,332	37.79	4,189,649	7,025,997	67.70
PHILIPPINES	3,457,677	2,736,985	-20.84	3,325,775	2,896,954	-12.89
MALAYSIA	16,816,594	19,167,064	13.98	15,887,056	19,052,721	19.93
MYANMAR (FORM. BURMA)	1,017,787	4,139,857	306.75	907,043	2,886,776	218.26
CAMBODIA	24,684	7,148	-71.04	29,986	19,481	-35.03
BRUNEI DARUSSALAM	409,059	265,635	-35.06	496,634	313,511	-36.87
VIET NAM	1,314,137	1,639,453	24.76	1,547,688	2,129,803	37.61
MALDIVES	535,761	493,005	-7.98	604,843	530,385	-12.31
INDIA	2,939,798	2,035,460	-30.76	2,874,016	2,037,672	-29.10
PAKISTAN	2,004,498	1,059,762	-47.13	2,495,748	1,179,180	-52.75

TABEL 5. PERKEMBANGAN EKSPOR INDONESIA MENURUT KOMODITI DAN NEGARA TUJUAN

JENIS BARANG	BERAT BERSIH (KG)		PERUB %	NILAI FOB (US \$)		PERUB %
	JAN-MAR 2009	JAN-MAR 2010		JAN-MAR 2009	JAN-MAR 2010	
	(1)	(2)	(3)	(4)	(5)	(6)
BANGLADESH	68,843	96,259	39.82	95,334	146,199	53.35
SRI LANKA	24,848	63,517	155.62	29,566	98,214	232.19
AFGHANISTAN	100,120	19,006	-81.02	101,591	20,373	-79.95
IRAQ	937,041	1,106,311	18.06	1,238,843	1,216,477	-1.81
IRAN (ISLAMIC REPUBLIC OF)	259,676	551,160	112.25	383,398	906,462	136.43
SAUDI ARABIA	472,844	584,090	23.53	670,198	913,615	36.32
ISRAEL	12,872	11,088	-13.86	22,420	17,050	-23.95
KUWAIT	54,035	275,741	410.30	68,030	375,656	452.19
JORDAN	13,769	486,200	3,431.12	17,205	589,550	3,326.62
LEBANON	57,329	308,597	438.29	95,707	390,457	307.97
PALESTINA	0	36,137	-	0	26,620	-
YEMEN	765,629	873,455	14.08	776,089	1,190,518	53.40
OMAN	10	187,952	1,879,420.00	68	187,806	276,085.29
SYRIA ARAB REPUBLIC	23,904	30,760	28.68	34,860	62,362	78.89
TURKEY	20,034	43,210	115.68	11,850	78,419	561.76
UNITED ARAB EMIRATES	5,956,349	6,646,319	11.58	7,770,833	9,611,965	23.69
QATAR	13,230	0	-100.00	17,550	0	-100.00
CYPRUS	5,981	0	-100.00	20,416	0	-100.00
EGYPT	3,059,368	2,872,876	-6.10	3,145,288	2,934,613	-6.70
LIBYAN ARAB JAMAHIRIYA	1,290,921	1,325,774	2.70	1,278,941	1,486,277	16.21
MOROCCO	14,311	14,207	-0.73	15,789	17,663	11.87
TUNISIA	0	20,000	-	0	16,160	-
ALGERIA	1,490,031	971,560	-34.80	896,489	918,634	2.47
SUDAN	375,385	2,608,302	594.83	284,650	1,575,909	453.63
ERITREA	418,950	405,740	-3.15	250,653	339,965	35.63
NAMIBIA	1,417,337	1,002,469	-29.27	1,755,285	1,120,087	-36.19
ETHIOPIA	643,275	438,865	-31.78	563,977	717,521	27.23
TANZANIA, UNITED REPUBLIC OF	576,978	348,638	-39.58	742,079	332,439	-55.20
MADAGASCAR	933,976	2,123,174	127.33	758,231	1,670,440	120.31
SOMALIA	25,344	62,021	144.72	28,160	59,471	111.19
KENYA	186,604	347,596	86.27	189,724	271,360	43.03
REUNION	0	1,337	-	0	811	-
MOZAMBIQUE	1,305,745	3,937,846	201.58	1,342,217	2,611,771	94.59
EQUATORIAL GUINEA	203,568	120,055	-41.02	223,111	115,080	-48.42
TOGO	2,514,543	3,579,998	42.37	2,362,769	3,151,834	33.40
GHANA	5,938,445	8,433,622	42.02	4,441,258	6,531,365	47.06
LIBERIA	632,220	662,070	4.72	462,504	597,012	29.08
GUINEA	829,233	688,675	-16.95	606,350	502,641	-17.10
ANGOLA	6,611,243	8,941,903	35.25	5,876,742	8,402,106	42.97
CONGO	1,392,468	1,172,593	-15.79	1,068,240	864,904	-19.03
CAMEROON	2,181,838	1,654,969	-24.15	2,075,228	1,619,132	-21.98
NIGERIA	1,891,641	1,478,314	-21.85	1,218,314	1,271,744	4.39
SIERRA LEONE	1,144,175	1,307,848	14.30	1,144,005	1,117,956	-2.28
GABON	310,506	366,815	18.13	319,188	307,695	-3.60
COTE D'IVOIRE	108,306	165,751	53.04	100,119	174,708	74.50
SENEGAL	717,531	526,214	-26.66	597,651	413,227	-30.86
MAURITANIA	1,351,758	753,502	-44.26	1,363,402	532,404	-60.95
MALI	704,731	632,389	-10.27	707,359	466,707	-34.02
BENIN	7,440,750	9,811,464	31.86	8,087,123	10,105,129	24.95
BURKINA FASO	179,871	374,534	108.22	185,321	403,992	118.00
GUINEA BISSAU	43,140	0	-100.00	36,916	0	-100.00
GAMBIA	97,606	344,019	252.46	97,977	237,446	142.35
SEYCHELLES	46,139	51,333	11.26	49,543	121,494	145.23
UGANDA	3,236	34,560	967.99	2,318	46,224	1,894.13
CENTRAL AFRICAN REPUBLIC	76,698	0	-100.00	84,306	0	-100.00
NIGER	125,858	23,606	-81.24	162,972	10,879	-93.32
CHAD	86,986	0	-100.00	70,588	0	-100.00
DJIBOUTI	4,968,065	4,411,786	-11.20	3,721,761	3,861,391	3.75
SAO TOME AND PRINCIPE	10,350	72,884	604.19	12,880	68,920	435.09
SOUTH AFRICA	2,680,768	609,345	-77.27	2,518,050	631,064	-74.94
MALAWI	1,651,500	2,836,500	71.75	983,352	1,643,508	67.13
COMOROS	75,631	64,218	-15.09	75,337	74,775	-0.75
BURUNDI	24,768	24,768	0.00	35,475	35,475	0.00
MAURITIUS	512,699	582,760	13.67	427,578	503,101	17.66
RWANDA	49,536	49,536	0.00	70,950	70,950	0.00
AUSTRALIA	1,603,997	1,373,693	-14.36	1,522,563	2,087,869	37.13
NEW ZEALAND	59,394	95,331	60.51	107,160	93,873	-12.40
MICRONESIA, FEDERATED STAT	68,217	47,152	-30.88	71,647	52,025	-27.39
GUAM	0	293	-	0	2,488	-
NEW CALEDONIA	9,584	2,047	-78.64	28,063	1,276	-95.45
NORTHERN MARIANA ISLANDS	1,978	1,982	0.20	5,130	5,918	15.36
VANUATU	32,117	54,834	70.73	26,320	67,633	156.96
WALLIS AND FUTUNA ISLANDS	0	1,470	-	0	3,922	-
AMERICAN SAMOA	890	5,422	509.21	1,829	5,913	223.29
COOK ISLANDS	17,659	729	-95.87	15,852	3,012	-81.00
FIJI	1,029,022	554,283	-46.13	764,110	455,296	-40.41
KIRIBATI	166,975	90,170	-46.00	187,098	105,127	-43.81
SAMOA	118,304	151,366	27.95	121,751	162,225	33.24

TABEL 5. PERKEMBANGAN EKSPOR INDONESIA MENURUT KOMODITI DAN NEGARA TUJUAN

JENIS BARANG	BERAT BERSIH (KG)		PERUB %	NILAI FOB (US \$)		PERUB %
	JAN-MAR 2009	JAN-MAR 2010		JAN-MAR 2009	JAN-MAR 2010	
(1)	(2)	(3)	(4)	(5)	(6)	(7)
SOLOMON ISLANDS	115,852	154,062	32.98	120,267	159,684	32.77
TONGA	671	29,486	4,294.34	1,544	33,223	2,051.75
TUVALU	8,585	8,805	2.56	7,146	8,927	24.92
EAST TIMOR	518,999	706,230	36.08	626,692	751,760	19.96
UNITED STATES	436,759	439,430	0.61	453,815	722,437	59.19
CANADA	21,673	14,135	-34.78	42,765	29,885	-30.12
MEXICO	15,000	23,799	58.66	28,303	55,313	95.43
GUATEMALA	44,235	67,889	53.47	57,730	86,168	49.26
PANAMA	347,395	532,580	53.31	398,094	607,895	52.70
CUBA	0	292,408	-	0	381,760	-
SURINAME	177,057	57,260	-67.66	296,786	82,771	-72.11
CHILE	320,511	348,828	8.83	382,377	425,893	11.38
COLOMBIA	1,085,803	1,408,827	29.75	632,517	1,122,842	77.52
BOLIVIA	97,058	96,691	-0.38	125,600	119,550	-4.82
URUGUAY	0	48,000	-	0	104,657	-
PERU	41,350	69,981	69.24	59,018	92,399	56.56
TRINIDAD AND TOBAGO	0	48,663	-	0	47,775	-
JAMAICA	221,498	221,745	0.11	113,596	172,258	51.64
PUERTO RICO	0	16,800	-	0	23,915	-
BELIZE	14,310	0	-100.00	16,375	0	-100.00
DOMINICAN REPUBLIC	0	18,880	-	0	20,745	-
EL SALVADOR	28,620	55,673	94.52	32,089	69,295	115.95
COSTA RICA	55,944	0	-100.00	74,370	0	-100.00
HAITI	986,040	938,553	-4.82	850,813	912,326	7.23
BARBADOS	6,010	38,376	538.54	9,363	41,399	342.16
BERMUDA	135	32	-76.30	395	367	-7.09
CAPE VERDE	39,997	0	-100.00	21,963	0	-100.00
FRENCH POLYNESIA	37,845	47,007	24.21	19,410	37,307	92.21
MARTINIQUE	0	21,147	-	0	15,102	-
NETHERLANDS ANTILLES	0	24,768	-	0	29,836	-
SAINT LUCIA	0	187	-	0	907	-
GUADELOUPE	20,880	0	-100.00	8,352	0	-100.00
SAINT KITTS AND NEVIS	0	12	-	0	27	-
UNITED KINGDOM	42,171	53,675	27.28	92,612	133,479	44.13
NETHERLANDS	153,439	72,332	-52.86	199,927	106,795	-46.58
FRANCE	26,247	20,036	-23.66	21,135	16,704	-20.97
GERMANY, FED. REP. OF	107	6,524	5,997.20	4,376	11,917	172.33
AUSTRIA	96,002	72,000	-25.00	123,677	88,790	-28.21
BELGIUM	326,478	223,249	-31.62	202,276	167,799	-17.04
SWITZERLAND	45	208	362.22	80	1,087	1,258.75
DENMARK	224	13	-94.20	1,066	153	-85.65
NORWAY	0	192	-	0	1,181	-
SWEDEN	192	4,648	2,320.83	346	13,090	3,683.24
FINLAND	0	5	-	0	8	-
ITALY	68,001	165,999	144.11	40,190	99,822	148.38
SPAIN	164,087	163,555	-0.32	206,244	317,086	53.74
PORTUGAL	15,995	86,934	443.51	48,087	76,902	59.92
MONTSERRAT	454	0	-100.00	649	0	-100.00
GREECE	5,000	34,992	599.84	10,335	68,100	558.93
DEMOCRATIC REPUBLIC OF THE	2,515,284	1,677,070	-33.32	1,222,053	1,519,309	24.32
POLAND	248,000	164,671	-33.60	219,416	133,730	-39.05
ROMANIA	14,039	18,000	28.21	19,745	13,212	-33.09
BULGARIA	29,262	318,082	987.01	36,273	238,226	556.76
ARMENIA	0	30,024	-	0	40,328	-
BELARUS	0	75	-	0	1,050	-
KAZAKHSTAN	0	33,264	-	0	40,260	-
KYRGYZSTAN	0	16,632	-	0	20,130	-
UZBEKISTAN	284,498	0	-100.00	136,380	0	-100.00
LATVIA	0	59	-	0	387	-
GEORGIA	0	47,040	-	0	30,693	-
CROATIA	18,506	0	-100.00	14,494	0	-100.00
MALTA	33	17,661	53,418.18	422	23,386	5,441.71
SLOVENIA	203,749	0	-100.00	97,425	0	-100.00
RUSSIA FEDERATION	106,864	202,187	89.20	73,693	194,291	163.65
-BAHAN CELUP ORGANIK SINTE	3,970,091	5,682,075	43.12	18,378,049	24,635,238	34.05
JAPAN	297,093	630,421	112.20	1,211,713	3,044,104	151.22
HONG KONG	285,614	264,890	-7.26	1,351,132	1,289,373	-4.57
KOREA, REPUBLIC OF	133,244	205,594	54.30	739,263	801,068	8.36
TAIWAN	151,377	335,839	121.86	1,048,861	1,516,362	44.57
CHINA	1,129,414	1,149,790	1.80	2,932,643	2,826,062	-3.63
THAILAND	93,366	132,647	42.07	428,587	724,960	69.15
SINGAPORE	431,798	685,790	58.82	3,096,839	4,373,274	41.22
PHILIPPINES	55,570	47,249	-14.97	137,286	68,332	-50.23
MALAYSIA	23,611	67,465	185.74	73,059	258,558	253.90
VIET NAM	23,316	18,490	-20.70	141,563	171,687	21.28
INDIA	14,449	11,078	-23.33	95,110	57,737	-39.29
PAKISTAN	102,650	121,665	18.52	286,946	285,435	-0.53

TABEL 5. PERKEMBANGAN EKSPOR INDONESIA MENURUT KOMODITI DAN NEGARA TUJUAN

JENIS BARANG	BERAT BERSIH (KG)		PERUB	NILAI FOB (US \$)		PERUB
	JAN-MAR 2009	JAN-MAR 2010	%	JAN-MAR 2009	JAN-MAR 2010	%
	(1)	(2)	(3)	(4)	(5)	(6)
BANGLADESH	121,652	307,521	152.79	306,129	812,190	165.31
SRI LANKA	16,877	16,688	-1.12	119,508	81,840	-31.52
IRAN (ISLAMIC REPUBLIC OF)	2,366	0	-100.00	6,006	0	-100.00
SAUDI ARABIA	0	1,561	-	0	8,766	-
JORDAN	2,000	0	-100.00	12,215	0	-100.00
TURKEY	202,639	348,736	72.10	948,314	1,682,062	77.37
UNITED ARAB EMIRATES	0	8,117	-	0	56,160	-
EGYPT	0	14,858	-	0	51,203	-
MOROCCO	1,000	0	-100.00	1,900	0	-100.00
TANZANIA, UNITED REPUBLIC OI	14,000	31,608	125.77	68,286	106,621	56.14
NIGERIA	296	145,654	49,107.43	1,800	190,560	10,486.67
COTE D'IVOIRE	3,000	0	-100.00	10,500	0	-100.00
SOUTH AFRICA	2,000	16,355	717.75	15,020	109,181	626.90
MAURITIUS	0	448	-	0	3,821	-
AUSTRALIA	10,253	6,008	-41.40	55,508	47,652	-14.15
NEW ZEALAND	75	1,336	1,681.33	2,214	15,272	589.79
EAST TIMOR	0	3,035	-	0	8,165	-
UNITED STATES	56,477	291,321	415.82	483,339	1,784,682	269.24
CANADA	3,969	19,800	398.87	36,817	19,872	-46.02
MEXICO	33,037	60,088	81.88	240,770	409,870	70.23
NICARAGUA	5,300	0	-100.00	38,421	0	-100.00
PANAMA	0	1,500	-	0	15,840	-
CHILE	1,200	0	-100.00	10,224	0	-100.00
ARGENTINA	9,993	0	-100.00	92,672	0	-100.00
BRAZIL	45,596	240,269	426.95	307,431	1,514,030	392.48
COLOMBIA	2,199	773	-64.85	11,745	7,307	-37.79
PERU	0	1,000	-	0	5,280	-
UNITED KINGDOM	101	23,797	23,461.39	1,011	182,905	17,991.49
NETHERLANDS	39,600	75,700	91.16	55,836	92,542	65.74
GERMANY, FED. REP. OF	381,745	53,955	-85.87	3,107,110	375,410	-87.92
BELGIUM	17,755	71,000	299.89	63,618	391,924	516.06
SWITZERLAND	0	69,638	-	0	430,683	-
NORWAY	21,000	42,000	100.00	20,160	37,800	87.50
SWEDEN	39,600	19,800	-50.00	55,836	23,364	-58.16
ITALY	34,859	28,292	-18.84	134,657	102,794	-23.66
SPAIN	160,000	54,394	-66.00	628,000	360,594	-42.58
PORTUGAL	0	55,905	-	0	289,896	-
-PREPARAT PEMBASMI KUMAN,	14,231,538	18,541,508	30.28	43,486,250	57,848,855	33.03
JAPAN	1,327,333	1,569,650	18.26	1,474,621	2,158,825	46.40
HONG KONG	21,017	7,069	-66.37	57,198	20,558	-64.06
KOREA, REPUBLIC OF	406,523	373,825	-8.04	1,203,005	1,039,142	-13.62
TAIWAN	182,502	511,952	180.52	711,188	880,592	23.82
CHINA	800,928	1,348,514	68.37	11,908,719	19,243,339	61.59
PAPUA NEW GUINEA	17,809	31,188	75.12	10,335	28,623	176.95
THAILAND	1,112,670	3,128,516	181.17	4,691,140	9,391,189	100.19
SINGAPORE	982,376	919,528	-6.40	2,506,545	2,102,773	-16.11
PHILIPPINES	2,414,990	2,948,138	22.08	7,221,714	6,614,535	-8.41
MALAYSIA	1,197,597	1,753,847	46.45	3,824,032	5,107,097	33.55
MYANMAR (FORM. BURMA)	61,440	61,440	0.00	43,315	39,322	-9.22
BRUNEI DARUSSALAM	721	1,155	60.19	2,091	4,680	123.82
VIET NAM	372,595	566,988	52.17	2,960,833	4,263,089	43.98
MALDIVES	22,040	15,151	-31.26	47,283	34,505	-27.02
INDIA	9,375	8	-99.91	6,538	60	-99.08
PAKISTAN	1,326,455	1,006,211	-24.14	1,047,883	909,849	-13.17
BANGLADESH	237,265	297,138	25.23	631,035	638,819	1.23
SRI LANKA	236,742	191,790	-18.99	401,788	292,158	-27.29
SAUDI ARABIA	1,870	5,090	172.19	16,470	60,581	267.83
JORDAN	25,607	1,200	-95.31	25,923	21,258	-18.00
LEBANON	73,656	107,602	46.09	71,073	101,665	43.04
YEMEN	0	16,114	-	0	45,905	-
OMAN	0	51	-	0	701	-
TURKEY	0	968	-	0	44,600	-
UNITED ARAB EMIRATES	1	0	-100.00	1	0	-100.00
CYPRUS	0	24,093	-	0	111,279	-
EGYPT	0	22,312	-	0	54,127	-
TANZANIA, UNITED REPUBLIC OI	126,735	40,895	-67.73	90,525	112,584	24.37
MADAGASCAR	128,850	130,823	1.53	92,624	118,690	28.14
KENYA	8,400	42,480	405.71	6,000	46,696	678.27
MOZAMBIQUE	0	9,696	-	0	18,422	-
TOGO	20,700	20,160	-2.61	18,492	23,040	24.59
ANGOLA	0	137,645	-	0	114,570	-
COTE D'IVOIRE	0	43,920	-	0	39,695	-
BENIN	2,877	20,798	622.91	6,624	51,564	678.44
GAMBIA	1,875	6,733	259.09	4,177	21,223	408.09
SOUTH AFRICA	162,651	152,794	-6.06	162,730	171,871	5.62
ZIMBABWE	0	17,993	-	0	23,256	-
ZAMBIA	0	79	-	0	1,048	-

TABEL 5. PERKEMBANGAN EKSPOR INDONESIA MENURUT KOMODITI DAN NEGARA TUJUAN

JENIS BARANG	BERAT BERSIH (KG)		PERUB %	NILAI FOB (US \$)		PERUB %
	JAN-MAR 2009	JAN-MAR 2010		JAN-MAR 2009	JAN-MAR 2010	
	(1)	(2)	(3)	(4)	(5)	(6)
COMOROS	0	306	-	0	1,051	-
MAURITIUS	49,894	100,921	102.27	65,620	206,207	214.24
AUSTRALIA	44,435	81,920	84.36	49,728	96,829	94.72
NEW ZEALAND	0	5,420	-	0	4,825	-
GUAM	2,250	0	-100.00	3,944	0	-100.00
NEW CALEDONIA	17,995	3,972	-77.93	23,094	13,026	-43.60
VANUATU	9,869	1,273	-87.10	9,204	1,204	-86.92
WALLIS AND FUTUNA ISLANDS	0	762	-	0	2,032	-
AMERICAN SAMOA	7,275	14,550	100.00	10,991	23,004	109.30
FIJI	22,274	35,889	61.13	19,532	31,554	61.55
KIRIBATI	0	2,700	-	0	3,925	-
SAMOA	55,458	61,116	10.20	50,606	56,507	11.66
SOLOMON ISLANDS	190	155	-18.42	694	417	-39.91
TONGA	8,018	6	-99.93	8,378	86	-98.97
TUVALU	104	0	-100.00	156	0	-100.00
EAST TIMOR	44,129	50,526	14.50	89,253	80,945	-9.31
UNITED STATES	390	1,699	335.64	24,000	707	-97.05
MEXICO	1,377,885	1,225,262	-11.08	1,809,986	1,491,787	-17.58
GUATEMALA	60,820	91,229	50.00	74,630	92,959	24.56
HONDURAS	141,379	118,352	-16.29	138,428	123,369	-10.88
NICARAGUA	96,547	14,794	-84.68	105,613	13,920	-86.82
PANAMA	0	24,000	-	0	11,300	-
SURINAME	0	1,868	-	0	23,094	-
VENEZUELA	65,892	65,892	0.00	88,943	84,040	-5.51
ARGENTINA	0	399,596	-	0	447,160	-
BRAZIL	0	61,088	-	0	250,124	-
PERU	2,389	3,672	53.70	13,706	25,199	83.85
GUYANA	0	18,082	-	0	18,054	-
TRINIDAD AND TOBAGO	9,041	36,164	300.00	10,127	41,167	306.51
JAMAICA	112,454	70,039	-37.72	141,249	90,756	-35.75
DOMINICAN REPUBLIC	0	36,164	-	0	41,456	-
EL SALVADOR	121,664	67,662	-44.39	157,758	76,798	-51.32
COSTA RICA	7,202	0	-100.00	9,785	0	-100.00
HAITI	201,565	42,129	-79.10	175,213	25,821	-85.26
BARBADOS	9,041	0	-100.00	9,677	0	-100.00
ANTIGUA AND BARBUDA	0	9,041	-	0	7,912	-
DOMINICA	34,454	0	-100.00	44,444	0	-100.00
FRENCH GUIANA	8,392	0	-100.00	11,724	0	-100.00
FRENCH POLYNESIA	35,781	9,461	-73.56	28,326	9,197	-67.53
GRENADA	9,041	9,041	0.00	8,676	8,162	-5.92
MARTINIQUE	7,121	0	-100.00	11,419	0	-100.00
NETHERLANDS ANTILLES	1,543	0	-100.00	14,694	0	-100.00
SAINT LUCIA	9,041	0	-100.00	8,777	0	-100.00
UNITED KINGDOM	26,001	6	-99.98	99,579	1	-100.00
NETHERLANDS	164,844	319	-99.81	188,364	2,551	-98.65
FRANCE	0	6,185	-	0	6,766	-
BELGIUM	18	0	-100.00	17	0	-100.00
SWITZERLAND	2	0	-100.00	4	0	-100.00
FINLAND	69,053	34,500	-50.04	91,080	45,540	-50.00
ITALY	59,081	109,859	85.95	299,863	158,157	-47.26
PORTUGAL	0	1,598	-	0	3,658	-
GREECE	37,590	67,687	80.07	82,349	116,530	41.51
HUNGARY	0	15,840	-	0	26,664	-
POLAND	0	6,510	-	0	7,108	-
UKRAINE	0	15,191	-	0	11,729	-
GEORGIA	2,000	0	-100.00	2,580	0	-100.00
MALTA	0	28,217	-	0	44,399	-
RUSSIA FEDERATION	15,816	57,291	262.23	260,137	69,228	-73.39
-DAMAR TIRUAN, BAHAN PLAST	289,291,120	283,066,543	-2.15	382,045,142	481,006,066	25.90
JAPAN	41,141,437	50,472,449	22.68	62,576,999	95,265,567	52.24
HONG KONG	5,691,051	7,784,764	36.79	11,750,239	9,316,999	-20.71
KOREA, REPUBLIC OF	2,341,130	5,140,831	119.59	5,678,276	10,432,807	83.73
TAIWAN	3,035,283	5,880,932	93.75	5,261,605	11,673,662	121.87
CHINA	56,148,779	40,085,317	-28.61	39,548,172	36,948,462	-6.57
MONGOLIA	0	2,245	-	0	6,972	-
PAPUA NEW GUINEA	102,921	270,003	162.34	345,964	673,951	94.80
THAILAND	5,896,847	7,542,891	27.91	15,210,284	19,075,236	25.41
SINGAPORE	16,501,970	17,429,339	5.62	30,492,385	40,709,615	33.51
PHILIPPINES	13,235,801	15,981,943	20.75	15,674,732	25,028,977	59.68
MALAYSIA	17,596,988	21,540,615	22.41	22,898,612	33,725,293	47.28
MYANMAR (FORM. BURMA)	2,181,762	1,142,960	-47.61	1,964,809	1,118,751	-43.06
CAMBODIA	69,137	24,392	-64.72	193,255	17,052	-91.18
BRUNEI DARUSSALAM	120,014	11,784	-90.18	201,803	46,868	-76.78
LAO PEOPLE'S DEMOCRATIC RE	19,719	0	-100.00	26,451	0	-100.00
NEPAL	1	54,800	5,479,900.00	1	84,738	8,473,700.00
VIET NAM	12,643,061	15,375,987	21.62	14,264,211	19,565,646	37.17
MALDIVES	33,929	40,560	19.54	59,022	76,944	30.36

TABEL 5. PERKEMBANGAN EKSPOR INDONESIA MENURUT KOMODITI DAN NEGARA TUJUAN

JENIS BARANG	BERAT BERSIH (KG)		PERUB	NILAI FOB (US \$)		PERUB
	JAN-MAR 2009	JAN-MAR 2010	%	JAN-MAR 2009	JAN-MAR 2010	%
	(1)	(2)	(3)	(4)	(5)	(6)
INDIA	6,612,942	8,137,548	23.05	7,453,553	13,547,414	81.76
PAKISTAN	1,083,772	688,874	-36.44	2,064,578	1,603,430	-22.34
BANGLADESH	7,052,715	6,313,624	-10.48	6,233,826	7,893,643	26.63
SRI LANKA	2,118,107	2,836,109	33.90	2,473,341	4,896,158	97.96
AFGHANISTAN	38,716	71,692	85.17	49,971	112,892	125.92
IRAQ	0	80	-	0	3,050	-
IRAN (ISLAMIC REPUBLIC OF)	33,364	242,901	628.03	131,562	852,973	548.34
SAUDI ARABIA	1,275,571	1,448,465	13.55	4,417,920	3,765,835	-14.76
ISRAEL	146,361	185,632	26.83	196,486	224,579	14.30
KUWAIT	119,737	198,881	66.10	408,055	434,278	6.43
JORDAN	18,540	53,873	190.58	34,620	101,130	192.11
LEBANON	42,740	424,599	893.45	62,564	987,631	1,478.59
YEMEN	84,670	111,603	31.81	165,067	292,884	77.43
OMAN	22,387	86,014	284.21	40,577	160,441	295.40
SYRIA ARAB REPUBLIC	235,424	262,497	11.50	528,130	553,171	4.74
TURKEY	7,188,042	3,956,401	-44.96	5,397,469	5,664,918	4.96
UNITED ARAB EMIRATES	1,427,170	3,792,193	165.71	3,140,693	6,107,889	94.48
QATAR	26,999	16,683	-38.21	87,182	109,524	25.63
BAHRAIN	30,061	218,932	628.29	74,890	232,348	210.25
CYPRUS	0	8,518	-	0	24,368	-
EGYPT	3,005,687	1,079,398	-64.09	2,560,488	1,726,697	-32.56
LIBYAN ARAB JAMAHIRIYA	65,534	87,296	33.21	244,383	239,524	-1.99
MOROCCO	179,826	154,645	-14.00	523,830	568,807	8.59
TUNISIA	22,958	23,002	0.19	63,210	54,284	-14.12
ALGERIA	15	145,338	968,820.00	1,856	473,097	25,390.14
SUDAN	7,096	4,518	-36.33	33,120	18,189	-45.08
NAMIBIA	33,131	0	-100.00	114,374	0	-100.00
ETHIOPIA	0	8,555	-	0	31,125	-
TANZANIA, UNITED REPUBLIC OF	262,305	246,588	-5.99	841,795	427,756	-49.19
MADAGASCAR	46,878	17,852	-61.92	84,928	25,658	-69.79
SOMALIA	57,216	2,984	-94.78	160,310	5,820	-96.37
KENYA	598,270	94,394	-84.22	417,749	308,814	-26.08
REUNION	46,814	54,585	16.60	60,390	99,609	64.94
MOZAMBIQUE	588	10,716	1,722.45	612	24,316	3,873.20
TOGO	300,004	162,821	-45.73	433,434	280,612	-35.26
GHANA	263,884	516,516	95.74	383,302	703,830	83.62
GUINEA	233,570	154,294	-33.94	215,932	168,696	-21.88
ANGOLA	13,601	5,430	-60.08	31,013	12,800	-58.73
CONGO	0	20,480	-	0	48,672	-
CAMEROON	44,997	108,609	141.37	115,700	256,388	121.60
NIGERIA	1,832,557	1,778,190	-2.97	2,667,149	3,822,306	43.31
SIERRA LEONE	0	11,091	-	0	17,405	-
GABON	62,180	117,766	89.40	86,807	192,029	121.21
COTE D'IVOIRE	60,340	100,855	67.14	310,249	486,610	56.84
SENEGAL	40,881	15,908	-61.09	111,636	72,042	-35.47
MAURITANIA	56,470	14,356	-74.58	71,218	21,443	-69.89
MALI	139,308	55,633	-60.06	215,414	83,139	-61.41
BENIN	60,070	12,001	-80.02	115,128	29,846	-74.08
BURKINA FASO	7,334	14,728	100.82	16,674	11,620	-30.31
GUINEA BISSAU	0	799	-	0	3,973	-
GAMBIA	80	94	17.50	180	14	-92.22
SEYCHELLES	345	416	20.58	1,097	660	-39.84
UGANDA	1	557	55,600.00	13	120	823.08
NIGER	3,749	0	-100.00	15,297	0	-100.00
DJIBOUTI	5,534	5,610	1.37	18,949	10,744	-43.30
SAO TOME AND PRINCIPE	0	286	-	0	1,415	-
SOUTH AFRICA	4,462,961	2,390,985	-46.43	4,826,028	3,512,434	-27.22
ZAMBIA	27	0	-100.00	129	0	-100.00
MAURITIUS	1,774,120	1,206,882	-31.97	1,730,146	1,608,616	-7.02
AUSTRALIA	8,348,522	9,780,341	17.15	11,726,392	16,647,377	41.97
NEW ZEALAND	1,210,108	1,805,456	49.20	1,330,875	2,704,352	103.20
GUAM	9,807	433	-95.58	13,505	5,043	-62.66
NEW CALEDONIA	18,616	15,300	-17.81	122,384	48,518	-60.36
NORTHERN MARIANA ISLANDS	1	0	-100.00	1	0	-100.00
SAINT VINCENT AND THE GREN/	0	76	-	0	210	-
VANUATU	3,555	20,331	471.90	10,883	6,627	-39.11
WALLIS AND FUTUNA ISLANDS	0	273	-	0	748	-
COOK ISLANDS	8	167	1,987.50	99	3,011	2,941.41
FIJI	169,395	57,256	-66.20	300,628	233,474	-22.34
SAMOA	615	4,961	706.67	2,880	26,560	822.22
SOLOMON ISLANDS	58,730	0	-100.00	44,421	0	-100.00
TONGA	6,392	589	-90.79	10,684	6,395	-40.14
EAST TIMOR	1,055,541	1,345,155	27.44	1,146,171	1,173,109	2.35
UNITED STATES	36,330,766	25,268,009	-30.45	47,640,366	45,540,396	-4.41
CANADA	738,223	346,224	-53.10	1,749,376	1,533,545	-12.34
MEXICO	395,140	1,225,237	210.08	1,290,826	2,862,214	121.74
GUATEMALA	154,299	412,553	167.37	206,115	574,011	178.49
HONDURAS	0	4,137	-	0	36,015	-

TABEL 5. PERKEMBANGAN EKSPOR INDONESIA MENURUT KOMODITI DAN NEGARA TUJUAN

JENIS BARANG	BERAT BERSIH (KG)		PERUB %	NILAI FOB (US \$)		PERUB %
	JAN-MAR 2009	JAN-MAR 2010		JAN-MAR 2009	JAN-MAR 2010	
	(1)	(2)	(3)	(4)	(5)	(6)
NICARAGUA	0	321	-	0	702	-
PANAMA	226	3,573	1,480.97	15,525	15,730	1.32
SURINAME	12,880	1,720	-86.65	24,888	6,295	-74.71
CHILE	1,018,033	1,075,020	5.60	906,595	1,360,060	50.02
VENEZUELA	12,547	22,437	78.82	133,105	120,777	-9.26
ARGENTINA	159,701	79,908	-49.96	278,789	416,810	49.51
BRAZIL	1,396,468	503,501	-63.94	2,405,356	1,720,526	-28.47
COLOMBIA	9,341	7,559	-19.08	94,834	113,649	19.84
BOLIVIA	0	6,549	-	0	14,585	-
URUGUAY	114,002	281,143	146.61	134,752	421,419	212.74
PARAGUAY	2,056,000	711,439	-65.40	2,008,233	900,475	-55.16
ECUADOR	0	77,958	-	0	54,834	-
PERU	42,688	81,982	92.05	239,556	111,161	-53.60
GUYANA	12,429	0	-100.00	16,212	0	-100.00
TRINIDAD AND TOBAGO	0	3,000	-	0	18,300	-
BAHAMAS	6	0	-100.00	6	0	-100.00
JAMAICA	8,938	305	-96.59	29,521	906	-96.93
PUERTO RICO	42,137	18,734	-55.54	69,474	33,582	-51.66
DOMINICAN REPUBLIC	6,123	11,060	80.63	19,995	40,484	102.47
EL SALVADOR	61,600	39,712	-35.53	57,717	50,797	-11.99
COSTA RICA	16,001	319,006	1,893.66	72,313	401,088	454.66
HAITI	8	0	-100.00	16	0	-100.00
BARBADOS	20	0	-100.00	75	0	-100.00
ANTIGUA AND BARBUDA	230	0	-100.00	420	0	-100.00
ANGUILLA	490	0	-100.00	1,740	0	-100.00
ARUBA	0	181	-	0	85	-
BERMUDA	800	0	-100.00	2,754	0	-100.00
CAYMAN ISLANDS	0	57	-	0	64	-
FRENCH GUIANA	1,539	1,921	24.82	1,254	1,901	51.59
FRENCH POLYNESIA	2,293	1,170	-48.98	6,013	6,249	3.92
MARTINIQUE	147	1,497	918.37	627	4,408	603.03
NETHERLANDS ANTILLES	4,078	7,322	79.55	3,364	23,162	588.53
GUADELOUPE	2,514	115	-95.43	3,047	755	-75.22
SAINT KITTS AND NEVIS	0	776	-	0	1,740	-
UNITED KINGDOM	1,646,328	2,302,212	39.84	3,412,448	6,943,897	103.49
NETHERLANDS	1,127,926	2,040,110	80.87	2,540,221	4,424,154	74.16
FRANCE	976,968	976,511	-0.05	3,708,233	4,595,197	23.92
GERMANY, FED. REP. OF	1,182,630	903,202	-23.63	3,606,376	3,557,312	-1.36
AUSTRIA	2,154	14,965	594.75	7,028	113,120	1,509.56
BELGIUM	8,027,448	1,862,129	-76.80	10,253,125	5,408,877	-47.25
SWITZERLAND	12,748	24,253	90.25	165,704	110,459	-33.34
LUXEMBOURG	1,000	0	-100.00	980	0	-100.00
MONACO	12,072	0	-100.00	37,007	0	-100.00
DENMARK	68,001	188,850	177.72	170,751	447,738	162.22
NORWAY	34,436	279,565	711.84	78,149	663,380	748.87
SWEDEN	54,300	79,523	46.45	253,202	330,444	30.51
FINLAND	45,043	78,878	75.12	115,435	245,898	113.02
IRELAND	283,483	79,256	-72.04	271,568	180,929	-33.38
ITALY	1,078,591	510,930	-52.63	2,331,322	1,642,223	-29.56
SPAIN	1,495,634	1,723,085	15.21	3,126,984	3,738,031	19.54
PORTUGAL	129,238	195,972	51.64	506,070	546,003	7.89
ICELAND	44,000	88,000	100.00	45,489	119,004	161.61
GREECE	405,763	406,826	0.26	1,099,217	945,474	-13.99
DEMOCRATIC REPUBLIC OF THE	37	60,547	163,540.54	30	65,666	218,786.67
HUNGARY	35,121	80,058	127.95	80,199	268,032	234.21
POLAND	127,208	125,766	-1.13	402,841	466,928	15.91
ROMANIA	88,731	124,799	40.65	188,289	223,927	18.93
BULGARIA	380	15,199	3,899.74	2,410	32,254	1,238.34
YUGOSLAVIA	0	93	-	0	326	-
KAZAKHSTAN	6	3	-50.00	52	3	-94.23
UKRAINE	23,984	69,015	187.75	94,989	179,176	88.63
LITHUANIA	48,632	111,388	129.04	76,259	165,651	117.22
LATVIA	1,892	1,858	-1.80	9,312	9,123	-2.03
ESTONIA	38	130,001	342,007.89	1,348	215,299	15,871.74
GEORGIA	0	355	-	0	1,061	-
CROATIA	6,828	1,356	-80.14	32,393	3,943	-87.83
BOSNIA AND HERZEGOVINA	4	0	-100.00	350	0	-100.00
MALTA	292	577	97.60	3,688	3,826	3.74
SLOVAKIA	7,926	38,953	391.46	92,428	96,407	4.30
SLOVENIA	0	158	-	0	494	-
CZECH REPUBLIC	4,393	6,253	42.34	13,443	29,556	119.86
RUSSIA FEDERATION	831,449	540,324	-35.01	1,616,171	1,304,899	-19.26
-BAHAN KERTAS	603,761,241	487,785,782	-19.21	207,939,750	270,390,660	30.03
JAPAN	27,986,205	33,035,765	18.04	10,084,114	19,910,107	97.44
KOREA, REPUBLIC OF	62,348,563	113,470,214	81.99	20,517,942	62,705,906	205.61
TAIWAN	17,240,040	14,147,350	-17.94	6,162,179	8,512,181	38.14
CHINA	393,656,228	227,734,741	-42.15	136,518,335	124,073,340	-9.12

TABEL 5. PERKEMBANGAN EKSPOR INDONESIA MENURUT KOMODITI DAN NEGARA TUJUAN

JENIS BARANG	BERAT BERSIH (KG)		PERUB %	NILAI FOB (US \$)		PERUB %
	JAN-MAR 2009	JAN-MAR 2010		JAN-MAR 2009	JAN-MAR 2010	
	(1)	(2)	(3)	(4)	(5)	(6)
THAILAND	800,947	1,999,276	149.61	250,274	1,161,924	364.26
SINGAPORE	0	420	-	0	985	-
PHILIPPINES	1,835,446	601,940	-67.20	765,935	331,067	-56.78
MALAYSIA	126,525	0	-100.00	82,818	0	-100.00
VIET NAM	17,026,586	4,116,823	-75.82	5,700,563	2,137,883	-62.50
INDIA	25,980,156	56,927,748	119.12	8,714,797	31,430,689	260.66
PAKISTAN	779,520	0	-100.00	245,393	0	-100.00
BANGLADESH	18,726,348	15,281,934	-18.39	6,148,913	8,596,849	39.81
IRAN (ISLAMIC REPUBLIC OF)	1,500,000	0	-100.00	527,213	0	-100.00
SAUDI ARABIA	5,695,500	2,976,309	-47.74	1,908,510	1,636,971	-14.23
KUWAIT	3,986,400	401,149	-89.94	1,296,668	220,632	-82.98
LEBANON	999,900	0	-100.00	299,970	0	-100.00
UNITED ARAB EMIRATES	4,862,842	4,913,292	1.04	1,649,161	2,974,073	80.34
EGYPT	99,900	1,244,160	1,145.41	34,965	684,289	1,857.07
KENYA	79,920	0	-100.00	23,976	0	-100.00
DJIBOUTI	0	496,160	-	0	272,888	-
CANADA	0	2	-	0	5	-
UNITED KINGDOM	0	42,448	-	0	23,043	-
NETHERLANDS	3,998,400	1,771,635	-55.69	1,399,440	974,399	-30.37
FRANCE	2,998,929	2,506,603	-16.42	1,049,855	1,378,632	31.32
FINLAND	38,044	0	-100.00	10,044	0	-100.00
ITALY	12,994,800	6,117,813	-52.92	4,548,180	3,364,797	-26.02
PORTUGAL	42	0	-100.00	505	0	-100.00
-ALAS KAKI (KULIT, KARET DAN	29,029,708	37,151,634	27.98	424,884,810	507,220,985	19.38
JAPAN	1,686,371	2,050,355	21.58	21,552,628	24,984,020	15.92
HONG KONG	347,859	375,791	8.03	4,776,230	5,010,221	4.90
KOREA, REPUBLIC OF	604,710	864,511	42.96	8,438,951	10,536,829	24.86
TAIWAN	353,668	483,392	36.68	3,262,558	3,747,779	14.87
CHINA	914,891	754,195	-17.56	13,759,220	10,470,544	-23.90
PAPUA NEW GUINEA	19,137	25,627	33.91	62,407	318,931	411.05
THAILAND	148,897	168,301	13.03	3,153,416	3,134,760	-0.59
SINGAPORE	909,583	1,364,317	49.99	8,159,292	11,046,407	35.38
PHILIPPINES	128,613	167,283	30.07	1,150,626	1,470,374	27.79
MALAYSIA	143,607	138,124	-3.82	1,614,597	1,342,910	-16.83
CAMBODIA	5,589	4,510	-19.31	54,000	40,126	-25.69
BRUNEI DARUSSALAM	7,488	5,520	-26.28	57,103	33,070	-42.09
NEPAL	4,253	97	-97.72	40,620	928	-97.72
VIET NAM	22,980	80,247	249.20	309,398	839,922	171.47
MALDIVES	85,538	24,102	-71.82	107,556	59,496	-44.68
INDIA	67,364	115,257	71.10	495,825	996,529	100.98
PAKISTAN	821	1,951	137.64	21,701	16,169	-25.49
BANGLADESH	2,895	10,092	248.60	30,569	46,458	51.98
SRI LANKA	6,170	7,827	26.86	62,166	17,073	-72.54
IRAN (ISLAMIC REPUBLIC OF)	564	0	-100.00	4,742	0	-100.00
SAUDI ARABIA	41,394	35,012	-15.42	166,992	284,998	70.67
ISRAEL	38,341	63,402	65.36	722,168	868,118	20.21
KUWAIT	0	196	-	0	525	-
JORDAN	6,940	0	-100.00	43,307	0	-100.00
LEBANON	29,435	1,619	-94.50	119,226	36,355	-69.51
YEMEN	40,748	26,704	-34.47	36,066	58,701	62.76
OMAN	12	2	-83.33	67	6	-91.04
SYRIA ARAB REPUBLIC	8,607	3,054	-64.52	49,179	17,088	-65.25
TURKEY	263,204	178,469	-32.19	3,485,236	2,049,412	-41.20
UNITED ARAB EMIRATES	157,531	166,836	5.91	1,714,040	2,407,580	40.46
QATAR	1,743	1,119	-35.80	31,974	37,087	15.99
BAHRAIN	0	4	-	0	14	-
CYPRUS	1,802	715	-60.32	39,585	22,919	-42.10
EGYPT	11,232	22,751	102.56	165,887	331,232	99.67
MOROCCO	8,954	1,642	-81.66	101,193	26,930	-73.39
TUNISIA	1,158	3,895	236.36	14,521	50,455	247.46
ALGERIA	15,709	0	-100.00	19,871	0	-100.00
ETHIOPIA	0	3,431	-	0	17,635	-
TANZANIA, UNITED REPUBLIC OF	2,865	1,713	-40.21	15,486	2,102	-86.43
MADAGASCAR	20,880	11,402	-45.39	20,156	16,620	-17.54
KENYA	2,962	18,834	535.85	24,690	122,948	397.97
REUNION	5,709	3,501	-38.68	38,699	31,717	-18.04
MOZAMBIQUE	20,000	12,017	-39.92	5,355	6,594	23.14
TOGO	397	48	-87.91	3,214	80	-97.51
GHANA	8,453	0	-100.00	9,690	0	-100.00
GUINEA	0	1,964	-	0	4,400	-
CONGO	36,000	0	-100.00	9,000	0	-100.00
CAMEROON	0	186	-	0	536	-
NIGERIA	14	425	2,935.71	29	862	2,872.41
SIERRA LEONE	159	0	-100.00	20,693	0	-100.00
GABON	38	0	-100.00	578	0	-100.00
COTE D'IVOIRE	202	0	-100.00	4,014	0	-100.00
SENEGAL	266	0	-100.00	4,508	0	-100.00

TABEL 5. PERKEMBANGAN EKSPOR INDONESIA MENURUT KOMODITI DAN NEGARA TUJUAN

JENIS BARANG	BERAT BERSIH (KG)		PERUB	NILAI FOB (US \$)		PERUB
	JAN-MAR 2009	JAN-MAR 2010	%	JAN-MAR 2009	JAN-MAR 2010	%
	(1)	(2)	(3)	(4)	(5)	(6)
MAURITANIA	12,630	0	-100.00	4,500	0	-100.00
GAMBIA	1,637	0	-100.00	3,648	0	-100.00
SEYCHELLES	244	478	95.90	1,155	919	-20.43
DJIBOUTI	0	210	-	0	3,076	-
SOUTH AFRICA	308,126	280,348	-9.02	4,329,784	3,937,379	-9.06
COMOROS	0	6,830	-	0	21,774	-
MAURITIUS	9,838	3,444	-64.99	15,898	11,933	-24.94
AUSTRALIA	380,176	517,095	36.01	6,090,897	7,986,361	31.12
NEW ZEALAND	50,231	74,716	48.74	1,144,674	1,482,630	29.52
GUAM	0	72	-	0	839	-
NEW CALEDONIA	133	228	71.43	11,175	5,058	-54.74
VANUATU	2,928	0	-100.00	4,029	0	-100.00
COOK ISLANDS	0	110	-	0	1,921	-
FIJI	0	962	-	0	7,573	-
TONGA	0	1,905	-	0	21,345	-
EAST TIMOR	165,195	215,348	30.36	157,618	325,062	106.23
UNITED STATES	6,155,508	8,625,155	40.12	95,554,119	121,370,982	27.02
CANADA	261,369	306,484	17.26	4,043,523	4,738,093	17.18
MEXICO	616,147	1,023,232	66.07	7,195,917	12,105,919	68.23
HONDURAS	0	15,045	-	0	144,255	-
PANAMA	311,267	525,573	68.85	4,681,203	6,412,059	36.97
SURINAME	401	477	18.95	8,476	10,578	24.80
CHILE	99,558	218,525	119.50	1,234,373	2,896,522	134.66
VENEZUELA	47,254	31,021	-34.35	525,307	412,325	-21.51
ARGENTINA	166,185	193,959	16.71	2,126,955	3,765,520	77.04
BRAZIL	281,711	539,839	91.63	4,428,953	11,261,333	154.27
COLOMBIA	39,366	2,205	-94.40	586,774	25,761	-95.61
BOLIVIA	4,757	645	-86.44	113,582	5,319	-95.32
URUGUAY	7,664	9,551	24.62	146,790	132,192	-9.94
PARAGUAY	15,711	6,706	-57.32	236,193	48,254	-79.57
ECUADOR	12,810	53,235	315.57	208,712	593,109	184.18
PERU	59,252	70,846	19.57	863,329	747,143	-13.46
JAMAICA	294	39	-86.73	4,080	938	-77.01
PUERTO RICO	2,459	279	-88.65	9,479	2,371	-74.99
DOMINICAN REPUBLIC	141	0	-100.00	1,126	0	-100.00
EL SALVADOR	2,325	916	-60.60	57,800	17,121	-70.38
COSTA RICA	9,251	2,398	-74.08	178,899	34,114	-80.93
HAITI	18	0	-100.00	40	0	-100.00
BARBADOS	64	0	-100.00	1,860	0	-100.00
BERMUDA	371	284	-23.45	1,433	3,254	127.08
FRENCH POLYNESIA	3,721	1,275	-65.74	28,325	5,689	-79.92
MARTINIQUE	186	2,345	1,160.75	280	4,228	1,410.00
NETHERLANDS ANTILLES	1,486	134	-90.98	33,790	2,087	-93.82
GUADELOUPE	268	239	-10.82	500	346	-30.80
UNITED KINGDOM	2,400,420	3,337,650	39.04	35,356,345	43,456,470	22.91
NETHERLANDS	1,193,533	1,878,139	57.36	20,078,667	28,495,322	41.92
FRANCE	682,465	964,276	41.29	9,076,690	13,456,334	48.25
GERMANY, FED. REP. OF	2,086,188	2,306,132	10.54	37,511,217	39,309,173	4.79
AUSTRIA	29,894	84,110	181.36	353,631	1,466,532	314.71
BELGIUM	3,366,223	3,910,366	16.16	50,360,413	49,579,319	-1.55
SWITZERLAND	26,238	44,331	68.96	403,138	660,430	63.82
LUXEMBOURG	3,168	43,698	1,279.36	46,332	1,169,969	2,425.19
MONACO	387	910	135.14	2,992	14,525	385.46
DENMARK	385,083	577,207	49.89	7,273,031	11,210,855	54.14
NORWAY	44,056	40,857	-7.26	828,430	576,718	-30.38
SWEDEN	65,434	98,173	50.03	905,495	1,282,991	41.69
FINLAND	22,468	29,278	30.31	428,132	638,613	49.16
IRELAND	70,537	66,572	-5.62	1,206,418	804,614	-33.31
ITALY	2,036,373	2,485,613	22.06	29,259,801	35,617,159	21.73
SPAIN	411,251	396,005	-3.71	5,746,404	5,201,539	-9.48
PORTUGAL	31,308	10,930	-65.09	789,744	169,576	-78.53
ICELAND	1,351	0	-100.00	31,994	0	-100.00
GREECE	111,219	160,912	44.68	1,521,583	1,941,319	27.59
ANDORRA	0	259	-	0	3,946	-
HUNGARY	11,349	47,285	316.64	148,595	624,950	320.57
POLAND	15,218	60,286	296.15	401,722	501,756	24.90
ROMANIA	4,246	4,246	0.00	70,702	51,934	-26.55
BULGARIA	33,332	8,987	-73.04	219,474	71,619	-67.37
YUGOSLAVIA	14,635	11,243	-23.18	188,295	149,606	-20.55
BELARUS	0	278	-	0	3,171	-
KAZAKHSTAN	4,968	8,513	71.36	81,533	150,069	84.06
UKRAINE	75,977	62,902	-17.21	1,227,530	881,089	-28.22
LITHUANIA	1,318	0	-100.00	59,480	0	-100.00
LATVIA	4,683	1,167	-75.08	43,188	11,666	-72.99
ESTONIA	0	8	-	0	158	-
CROATIA	16,100	4,941	-69.31	117,197	77,619	-33.77
MALTA	0	342	-	0	2,970	-
SLOVAKIA	112,249	74,014	-34.06	4,911,466	3,158,878	-35.68

TABEL 5. PERKEMBANGAN EKSPOR INDONESIA MENURUT KOMODITI DAN NEGARA TUJUAN

JENIS BARANG	BERAT BERSIH (KG)		PERUB	NILAI FOB (US \$)		PERUB
	JAN-MAR 2009	JAN-MAR 2010	%	JAN-MAR 2009	JAN-MAR 2010	%
	(1)	(2)	(3)	(4)	(5)	(6)
SLOVENIA	94,940	76,030	-19.92	881,408	616,519	-30.05
CZECH REPUBLIC	52,796	23,542	-55.41	788,632	407,644	-48.31
RUSSIA FEDERATION	403,866	399,839	-1.00	6,550,906	6,403,091	-2.26
-PRODUK KERAMIK	81,589,882	100,367,190	23.01	47,330,115	80,313,115	69.69
JAPAN	1,322,263	1,480,058	11.93	3,829,984	7,118,108	85.85
HONG KONG	155,899	194,425	24.71	361,562	480,826	32.99
KOREA, REPUBLIC OF	7,324,521	13,761,214	87.88	3,460,857	6,313,527	82.43
TAIWAN	3,933,212	6,763,502	71.96	1,473,909	2,487,332	68.76
CHINA	193,135	377,287	95.35	342,758	1,003,684	192.83
MACAU	8,429	11,154	32.33	100,306	143,411	42.97
PAPUA NEW GUINEA	204,625	52,269	-74.46	39,103	8,272	-78.85
THAILAND	5,055,559	7,497,470	48.30	1,802,000	3,383,385	87.76
SINGAPORE	1,263,668	2,085,256	65.02	1,136,036	2,254,641	98.47
PHILIPPINES	5,570,709	5,679,806	1.96	1,251,614	1,039,547	-16.94
MALAYSIA	11,997,476	13,650,073	13.77	3,077,488	5,071,372	64.79
MYANMAR (FORM. BURMA)	305,353	393,170	28.76	53,624	85,669	59.76
CAMBODIA	953,385	460,533	-51.69	238,261	126,820	-46.77
BRUNEI DARUSSALAM	1,109,413	866,053	-21.94	269,996	243,724	-9.73
LAO PEOPLE'S DEMOCRATIC RE	19,427	23,137	19.10	7,410	10,628	43.43
NEPAL	49,496	0	-100.00	19,525	0	-100.00
VIET NAM	223,164	815,898	265.60	127,386	493,215	287.18
MALDIVES	76,496	93,307	21.98	66,845	87,601	31.05
INDIA	402,490	303,807	-24.52	698,621	769,852	10.20
PAKISTAN	2,875,385	1,690,383	-41.21	619,284	368,086	-40.56
BANGLADESH	130,176	20,868	-83.97	52,452	9,324	-82.22
SRI LANKA	4,358,852	3,812,007	-12.55	822,127	715,328	-12.99
IRAQ	527,122	863	-99.84	117,627	1,504	-98.72
IRAN (ISLAMIC REPUBLIC OF)	67,823	2,973	-95.62	154,037	4,752	-96.92
SAUDI ARABIA	3,143,447	3,452,718	9.84	833,096	875,185	5.05
ISRAEL	392,641	262,739	-33.08	228,236	133,946	-41.31
KUWAIT	166,377	176,438	6.05	54,394	30,055	-44.75
JORDAN	135,210	18	-99.99	43,741	14	-99.97
LEBANON	6,688	15,332	129.25	8,305	39,742	378.53
YEMEN	1,419,266	520,278	-63.34	386,756	111,800	-71.09
OMAN	20,876	4,892	-76.57	19,874	8,325	-58.11
SYRIA ARAB REPUBLIC	5	33,304	665.980.00	142	92,066	64,735.21
TURKEY	372,908	1,352,488	262.69	369,298	1,054,245	185.47
UNITED ARAB EMIRATES	1,229,082	697,344	-43.26	1,174,762	811,992	-30.88
QATAR	297,413	174,204	-41.43	291,971	109,304	-62.56
BAHRAIN	126,596	234,984	85.62	94,486	85,106	-9.93
CYPRUS	0	5,175	-	0	5,272	-
EGYPT	249,893	311,038	24.47	381,377	224,338	-41.18
LIBYAN ARAB JAMAHIRIYA	261	321,078	122.918.39	600	86,116	14,252.67
MOROCCO	33,470	0	-100.00	20,006	0	-100.00
TUNISIA	13,355	20,024	49.94	33,638	13,928	-58.59
ALGERIA	1,159	0	-100.00	591	0	-100.00
SUDAN	0	15,162	-	0	40,518	-
NAMIBIA	0	1,083	-	0	935	-
ETHIOPIA	88	0	-100.00	141	0	-100.00
TANZANIA, UNITED REPUBLIC OI	0	14,741	-	0	6,744	-
MADAGASCAR	28,552	20,904	-26.79	9,542	6,989	-26.76
KENYA	246	0	-100.00	500	0	-100.00
REUNION	523,535	574,119	9.66	123,238	160,594	30.31
MOZAMBIQUE	30,798	44	-99.86	52,856	81	-99.85
BOTSWANA	126,479	0	-100.00	26,902	0	-100.00
TOGO	0	1,146	-	0	8,016	-
GUINEA	3,077	0	-100.00	5,958	0	-100.00
ANGOLA	2,118	20,285	857.74	1,719	20,300	1,080.92
CAMEROON	7,915	280	-96.46	2,702	804	-70.24
NIGERIA	226,174	135,551	-40.07	102,959	75,266	-26.90
GABON	490	71	-85.51	662	158	-76.13
SENEGAL	3,368	66,335	1,869.57	3,193	10,755	236.83
MAURITANIA	8,420	0	-100.00	3,000	0	-100.00
BENIN	0	11,028	-	0	3,781	-
GAMBIA	62	5,338	8,509.68	58	1,729	2,881.03
U.S. VIRGIN ISLANDS	456	0	-100.00	1,978	0	-100.00
SEYCHELLES	4,359	91,220	1,992.68	30,795	20,089	-34.77
DJIBOUTI	9,804	0	-100.00	9,310	0	-100.00
SAO TOME AND PRINCIPE	7,893	10,800	36.83	2,800	3,150	12.50
SOUTH AFRICA	660,351	1,253,564	89.83	312,627	4,368,015	1,297.20
MAURITIUS	1,380,464	1,865,944	35.17	300,360	404,849	34.79
RWANDA	0	50,528	-	0	18,341	-
VIRGIN ISLANDS (BRITISH)	235	0	-100.00	83	0	-100.00
AUSTRALIA	7,391,168	8,733,148	18.16	3,817,177	4,044,676	5.96
NEW ZEALAND	275,859	321,355	16.49	106,786	180,461	68.99
GUAM	2,831	367	-87.04	1,600	3,742	133.88
NEW CALEDONIA	5,413	2,699	-50.14	8,734	4,974	-43.05

TABEL 5. PERKEMBANGAN EKSPOR INDONESIA MENURUT KOMODITI DAN NEGARA TUJUAN

JENIS BARANG	BERAT BERSIH (KG)		PERUB	NILAI FOB (US \$)		PERUB
	JAN-MAR 2009	JAN-MAR 2010	%	JAN-MAR 2009	JAN-MAR 2010	%
	(1)	(2)	(3)	(4)	(5)	(6)
VANUATU	24,100	938	-96.11	11,591	555	-95.21
WALLIS AND FUTUNA ISLANDS	0	85	-	0	221	-
AMERICAN SAMOA	23,696	49,471	108.77	5,244	15,193	189.72
COOK ISLANDS	354	26	-92.66	513	458	-10.72
FIJI	95,397	359	-99.62	62,223	2,011	-96.77
SAMOA	117	49,702	42,380.34	502	13,236	2,536.65
TONGA	0	20	-	0	43	-
EAST TIMOR	418,424	866,659	107.12	297,460	475,567	59.88
UNITED STATES	5,366,289	6,153,871	14.68	8,682,303	17,154,249	97.58
CANADA	1,827,993	2,054,912	12.41	1,171,308	3,256,669	178.04
MEXICO	3,307	83,199	2,415.85	30,363	105,984	249.06
PANAMA	50,238	250,861	399.35	14,488	69,382	378.89
SURINAME	0	73	-	0	62	-
CHILE	24,819	35,184	41.76	13,648	34,618	153.65
VENEZUELA	169	4,758	2,715.38	402	5,058	1,158.21
ARGENTINA	4,695	61,732	1,214.85	13,812	97,308	604.52
BRAZIL	4,478	4,361	-2.61	5,431	6,281	15.65
COLOMBIA	11,151	5,425	-51.35	9,076	7,370	-18.80
BOLIVIA	0	22,830	-	0	6,439	-
URUGUAY	140	52,851	37,650.71	321	14,962	4,561.06
PERU	536	0	-100.00	268	0	-100.00
TRINIDAD AND TOBAGO	1,797	0	-100.00	4,419	0	-100.00
BAHAMAS	20,067	308	-98.47	12,489	240	-98.08
JAMAICA	125,711	300,865	139.33	40,885	99,739	143.95
PUERTO RICO	167,664	366,852	118.80	67,850	182,528	169.02
DOMINICAN REPUBLIC	9,555	1,335	-86.03	29,903	890	-97.02
COSTA RICA	22	1	-95.45	26	2	-92.31
HAITI	378	0	-100.00	636	0	-100.00
BARBADOS	902	0	-100.00	728	0	-100.00
ANTIGUA AND BARBUDA	1	0	-100.00	283	0	-100.00
ANGUILLA	116	856	637.93	189	2,710	1,333.86
ARUBA	0	236	-	0	239	-
BERMUDA	149	62	-58.39	436	712	63.30
CAYMAN ISLANDS	0	275	-	0	303	-
FRENCH GUIANA	2,025	191	-90.57	7,177	190	-97.35
FRENCH POLYNESIA	6,361	4,597	-27.73	14,686	7,409	-49.55
GRENADA	25,572	50,521	97.56	10,007	13,976	39.66
MARTINIQUE	2,080	387	-81.39	2,085	1,558	-25.28
NETHERLANDS ANTILLES	757	164	-78.34	612	134	-78.10
SAINT LUCIA	0	48	-	0	233	-
GUADELOUPE	171,411	122,046	-28.80	37,671	32,281	-14.31
SAINT KITTS AND NEVIS	0	437	-	0	981	-
UNITED KINGDOM	1,698,821	1,708,951	0.60	2,769,684	3,604,162	30.13
NETHERLANDS	346,043	494,755	42.98	439,772	652,418	48.35
FRANCE	596,876	815,626	36.65	845,072	861,907	1.99
GERMANY, FED. REP. OF	119,460	209,730	75.57	216,172	279,111	29.12
AUSTRIA	7,665	2,721	-64.50	13,731	4,703	-65.75
BELGIUM	803,013	954,438	18.86	623,586	3,791,053	507.94
SWITZERLAND	15,924	24,086	51.26	71,733	86,196	20.16
MONACO	51,118	0	-100.00	11,530	0	-100.00
DENMARK	7,212	4,225	-41.42	26,502	13,826	-47.83
NORWAY	152,255	858,389	463.78	58,048	303,046	422.06
SWEDEN	357,470	1,191,634	233.35	279,147	816,539	192.51
FINLAND	27,389	28,321	3.40	219,648	193,046	-12.11
IRELAND	46,011	18,506	-59.78	102,239	37,494	-63.33
ITALY	1,251,871	1,650,609	31.85	1,355,574	2,086,933	53.95
SPAIN	176,314	243,209	37.94	279,805	281,798	0.71
PORTUGAL	1,910	16,294	753.09	2,848	31,705	1,013.24
GREECE	798,092	438,070	-45.11	264,340	188,549	-28.67
HUNGARY	16,768	6,491	-61.29	29,441	7,577	-74.26
POLAND	8,317	17,813	114.18	7,381	27,203	268.55
ROMANIA	1,667	1,945	16.68	1,972	3,021	53.19
BULGARIA	6,791	64	-99.06	7,490	152	-97.97
YUGOSLAVIA	1,197	16	-98.66	2,422	56	-97.69
AZERBAIJAN	0	9	-	0	22	-
UKRAINE	0	49,019	-	0	33,628	-
LATVIA	40	0	-100.00	727	0	-100.00
ESTONIA	893	0	-100.00	1,683	0	-100.00
GEORGIA	0	296	-	0	889	-
CROATIA	26,581	26,514	-0.25	12,386	14,959	20.77
MALTA	24,679	76,843	211.37	10,083	28,671	184.35
SLOVAKIA	702	2,195	212.68	3,350	6,947	107.37
SLOVENIA	0	127	-	0	128	-
CZECH REPUBLIC	120,325	165,288	37.37	57,981	56,791	-2.05
REP. OF MACEDONIA	872	0	-100.00	1,094	0	-100.00
RUSSIA FEDERATION	96,255	1,229	-98.72	75,874	3,785	-95.01
-EMAS BATANGAN	8,638	6,044	-30.03	253,129,069	205,730,650	-18.73

TABEL 5. PERKEMBANGAN EKSPOR INDONESIA MENURUT KOMODITI DAN NEGARA TUJUAN

JENIS BARANG	BERAT BERSIH (KG)		PERUB	NILAI FOB (US \$)		PERUB
	JAN-MAR 2009	JAN-MAR 2010	%	JAN-MAR 2009	JAN-MAR 2010	%
	(1)	(2)	(3)	(4)	(5)	(6)
JAPAN	25	0	-100.00	672,592	0	-100.00
HONG KONG	2,818	1,311	-53.48	82,108,019	41,611,068	-49.32
SINGAPORE	1,815	1,260	-30.58	51,997,912	44,236,458	-14.93
MALAYSIA	407	116	-71.50	11,920,962	4,010,475	-66.36
UNITED ARAB EMIRATES	0	196	-	0	5,066,777	-
AUSTRALIA	2,045	3,005	46.94	59,977,103	107,367,713	79.01
UNITED STATES	0	119	-	0	2,400,915	-
SWITZERLAND	1,528	0	-100.00	46,452,481	0	-100.00
ITALY	0	37	-	0	1,037,244	-
-PESAWAT UDARA DAN BAGIAN	255,106	818,287	220.76	18,234,196	25,572,019	40.24
JAPAN	1,462	153	-89.53	47,312	34,878	-26.28
HONG KONG	222	185,368	83,399.10	59,499	2,699,322	4,436.75
KOREA, REPUBLIC OF	3,212	1,198	-62.70	192,448	397,166	106.38
TAIWAN	769	225	-70.74	18,800	32,500	72.87
CHINA	283	323	14.13	180,476	304,862	68.92
THAILAND	2,956	1,299	-56.06	577,109	367,656	-36.29
SINGAPORE	77,625	94,909	22.27	4,551,036	4,518,774	-0.71
PHILIPPINES	162	530	227.16	1,102	30,044	2,626.32
MALAYSIA	8,975	44,782	398.96	732,764	1,369,490	86.89
BRUNEI DARUSSALAM	196	192	-2.04	19,316	4,747	-75.42
VIET NAM	24	23	-4.17	350	4,500	1,185.71
INDIA	0	140,162	-	0	1,501,410	-
PAKISTAN	40,077	59	-99.85	348,248	247,102	-29.04
BANGLADESH	18	315	1,650.00	1	11,150	1,114,900.00
SRI LANKA	380	0	-100.00	4,728	0	-100.00
IRAN (ISLAMIC REPUBLIC OF)	512	186	-63.67	3,000	500	-83.33
SAUDI ARABIA	1,561	214,137	13,617.94	17,350	2,056,582	11,753.50
ISRAEL	0	31,250	-	0	249,642	-
KUWAIT	0	69	-	0	30	-
YEMEN	220	105	-52.27	13,100	4,500	-65.65
OMAN	43	0	-100.00	2,768	0	-100.00
SYRIA ARAB REPUBLIC	0	288	-	0	12,642	-
UNITED ARAB EMIRATES	306	1,062	247.06	20,612	54,900	166.35
KENYA	204	139	-31.86	26,000	4,000	-84.62
CAMEROON	0	1,305	-	0	100,000	-
NIGERIA	1,234	0	-100.00	34,000	0	-100.00
SOUTH AFRICA	1	0	-100.00	1,300	0	-100.00
AUSTRALIA	15,640	5,267	-66.32	868,312	195,338	-77.50
NEW ZEALAND	4,161	5	-99.88	536,100	2,240	-99.58
EAST TIMOR	153	343	124.18	22,064	190	-99.14
UNITED STATES	33,371	6,402	-80.82	2,156,652	812,333	-62.33
CANADA	1,791	3,492	94.97	354,430	555,313	56.68
BRAZIL	0	4	-	0	500	-
UNITED KINGDOM	43,969	35,795	-18.59	5,805,325	5,556,442	-4.29
NETHERLANDS	6,922	9,142	32.07	287,778	297,729	3.46
FRANCE	522	20,296	3,788.12	71,073	396,057	457.25
GERMANY, FED. REP. OF	2,696	4,801	78.08	171,904	510,170	196.78
BELGIUM	152	8,251	5,328.29	93,717	1,005,500	972.91
SWITZERLAND	3,100	2,805	-9.52	81,496	86,900	6.63
DENMARK	0	5	-	0	1,000	-
IRELAND	10	172	1,620.00	4,769	22,750	377.04
ITALY	808	0	-100.00	19,974	0	-100.00
SPAIN	1,369	3,421	149.89	909,283	2,122,933	133.47
GREECE	0	4	-	0	50	-
ROMANIA	0	3	-	0	177	-
-KAPAL LAUT DAN SEJENISNYA	111,310,973	89,248,631	-19.82	194,479,322	408,606,848	110.10
JAPAN	115	0	-100.00	2,176	0	-100.00
KOREA, REPUBLIC OF	0	3,000	-	0	3,000	-
TAIWAN	3,338	0	-100.00	651	0	-100.00
CHINA	60	0	-100.00	7,500	0	-100.00
THAILAND	3,171,351	18,862	-99.41	3,808,073	15,000	-99.61
SINGAPORE	85,365,691	66,940,455	-21.58	130,127,505	370,969,953	185.08
PHILIPPINES	40	2,000	4,900.00	250	21,500	8,500.00
MALAYSIA	2,241,267	5,321,269	137.42	11,055,504	9,882,629	-10.61
BRUNEI DARUSSALAM	78,816	0	-100.00	55,473	0	-100.00
VIET NAM	4,934,362	17,845	-99.64	4,013,121	108,835	-97.29
MALDIVES	44,560	13,352	-70.04	56,034	3,419	-93.90
SRI LANKA	2,752,000	0	-100.00	8,619,048	0	-100.00
UNITED ARAB EMIRATES	1,216,716	0	-100.00	1,035,451	0	-100.00
BAHRAIN	516,000	0	-100.00	571,361	0	-100.00
EQUATORIAL GUINEA	0	56,000	-	0	460,000	-
NIGERIA	1,528,000	0	-100.00	3,000,000	0	-100.00
SOUTH AFRICA	482	0	-100.00	12,650	0	-100.00
AUSTRALIA	4,598,156	202,799	-95.59	5,600,460	485,167	-91.34
FIJI	4,227,000	0	-100.00	25,006,713	0	-100.00
EAST TIMOR	2,956	49	-98.34	58,143	45	-99.92

TABEL 5. PERKEMBANGAN EKSPOR INDONESIA MENURUT KOMODITI DAN NEGARA TUJUAN

JENIS BARANG	BERAT BERSIH (KG)		PERUB	NILAI FOB (US \$)		PERUB
	JAN-MAR 2009	JAN-MAR 2010	%	JAN-MAR 2009	JAN-MAR 2010	%
	(1)	(2)	(3)	(4)	(5)	(6)
UNITED STATES	254	0	-100.00	10,000	0	-100.00
TRINIDAD AND TOBAGO	625,000	0	-100.00	1,428,006	0	-100.00
UNITED KINGDOM	3,312	0	-100.00	5,674	0	-100.00
FRANCE	46	0	-100.00	3,500	0	-100.00
GERMANY, FED. REP. OF	423	0	-100.00	793	0	-100.00
DENMARK	960	0	-100.00	800	0	-100.00
ITALY	0	16,673,000	-	0	26,657,300	-
CROATIA	68	0	-100.00	436	0	-100.00
-PERLENGKAPAN OLAAHRAHA D	5,112,610	6,250,575	22.26	48,391,902	63,282,688	30.77
JAPAN	381,876	307,400	-19.50	5,735,042	5,581,501	-2.68
HONG KONG	64,737	64,463	-0.42	806,218	617,414	-23.42
KOREA, REPUBLIC OF	66,913	111,995	67.37	440,643	698,116	58.43
TAIWAN	27,582	3,533	-87.19	34,098	11,493	-66.29
CHINA	217,916	132,357	-39.26	1,738,550	1,364,237	-21.53
PAPUA NEW GUINEA	7	0	-100.00	105	0	-100.00
THAILAND	13,778	20,419	48.20	66,421	164,471	147.62
SINGAPORE	70,214	58,058	-17.31	1,405,246	1,475,478	5.00
PHILIPPINES	19,955	10,541	-47.18	61,458	63,951	4.06
MALAYSIA	101,792	105,525	3.67	699,873	422,048	-39.70
BRUNEI DARUSSALAM	300	125	-58.33	600	1,708	184.67
VIET NAM	844	1,943	130.21	5,799	16,283	180.79
MALDIVES	128	0	-100.00	572	0	-100.00
INDIA	29,233	20,720	-29.12	300,435	218,288	-27.34
PAKISTAN	26,017	42,775	64.41	101,340	117,635	16.08
SRI LANKA	20,727	47,984	131.50	32,884	24,036	-26.91
IRAN (ISLAMIC REPUBLIC OF)	3,967	12,482	214.65	24,738	35,320	42.78
SAUDI ARABIA	13,953	52,828	278.61	115,296	157,640	36.73
ISRAEL	8,111	8,899	9.72	58,916	69,380	17.76
KUWAIT	6,499	10,591	62.96	31,062	56,820	82.92
JORDAN	21,437	2,878	-86.57	87,853	40,129	-54.32
LEBANON	10,154	9,355	-7.87	25,935	31,858	22.84
SYRIA ARAB REPUBLIC	0	4,696	-	0	58,047	-
TURKEY	0	3,255	-	0	35,577	-
UNITED ARAB EMIRATES	64,085	70,588	10.15	322,173	476,126	47.79
CYPRUS	0	1,397	-	0	13,089	-
EGYPT	856	696	-18.69	9,141	4,800	-47.49
LIBYAN ARAB JAMAHIRIYA	0	51	-	0	125	-
MOROCCO	4,383	0	-100.00	39,416	0	-100.00
ALGERIA	9,746	0	-100.00	28,443	0	-100.00
SUDAN	12,526	20,619	64.61	55,262	139,482	152.40
MADAGASCAR	2,760	0	-100.00	960	0	-100.00
REUNION	0	517	-	0	3,536	-
TOGO	0	380	-	0	812	-
GUINEA	0	646	-	0	2,945	-
ANGOLA	6,328	0	-100.00	3,654	0	-100.00
CAMEROON	0	72	-	0	211	-
NIGERIA	27,010	35,181	30.25	140,200	189,888	35.44
COTE D'IVOIRE	0	110	-	0	126	-
MALI	0	127	-	0	168	-
SOUTH AFRICA	10,976	21,544	96.28	68,482	198,598	190.00
MAURITIUS	0	1,270	-	0	17,208	-
AUSTRALIA	138,117	138,802	0.50	1,083,710	1,211,899	11.83
NEW ZEALAND	21,763	17,391	-20.09	126,527	131,282	3.76
FIJI	0	69	-	0	732	-
EAST TIMOR	9,604	39,108	307.21	11,411	31,843	179.06
UNITED STATES	1,485,173	2,038,531	37.26	13,643,663	21,328,320	56.32
CANADA	64,363	73,123	13.61	676,238	707,929	4.69
MEXICO	165,623	136,235	-17.74	1,393,630	1,307,645	-6.17
PANAMA	13,861	0	-100.00	116,217	0	-100.00
SURINAME	0	1,487	-	0	7,106	-
CHILE	17,850	28,409	59.15	192,041	255,191	32.88
VENEZUELA	28,459	22,239	-21.86	285,993	207,926	-27.30
ARGENTINA	57,156	38,998	-31.77	513,789	302,759	-41.07
BRAZIL	192,722	234,395	21.62	1,776,955	2,289,500	28.84
COLOMBIA	23,520	8,500	-63.86	224,528	66,568	-70.35
ECUADOR	0	2,629	-	0	14,958	-
PERU	13,085	10,068	-23.06	94,878	73,203	-22.85
GUYANA	0	795	-	0	2,250	-
PUERTO RICO	0	47	-	0	1,040	-
EL SALVADOR	0	12,520	-	0	124,721	-
CAYMAN ISLANDS	0	1,781	-	0	39,061	-
SAINT KITTS AND NEVIS	0	148	-	0	2,200	-
UNITED KINGDOM	363,250	559,081	53.91	3,341,388	5,912,757	76.96
NETHERLANDS	225,705	275,680	22.14	2,271,417	2,690,200	18.44
FRANCE	267,275	298,785	11.79	2,427,164	2,561,458	5.53
GERMANY, FED. REP. OF	291,518	404,842	38.87	3,292,601	4,162,521	26.42
AUSTRIA	18,371	25,352	38.00	268,462	423,526	57.76

TABEL 5. PERKEMBANGAN EKSPOR INDONESIA MENURUT KOMODITI DAN NEGARA TUJUAN

JENIS BARANG	BERAT BERSIH (KG)		PERUB	NILAI FOB (US \$)		PERUB
	JAN-MAR 2009	JAN-MAR 2010	%	JAN-MAR 2009	JAN-MAR 2010	%
	(1)	(2)	(3)	(4)	(5)	(6)
BELGIUM	32,211	25,933	-19.49	406,842	388,489	-4.51
SWITZERLAND	17,185	21,477	24.98	175,112	159,153	-9.11
DENMARK	31,913	31,385	-1.65	315,287	343,070	8.81
NORWAY	7,607	3,653	-51.98	75,656	29,805	-60.60
SWEDEN	65,270	79,874	22.37	380,474	542,602	42.61
FINLAND	5,883	8,991	52.83	53,268	53,758	0.92
IRELAND	6,127	17,816	190.78	18,187	559,175	2,974.59
ITALY	73,927	121,713	64.64	717,827	1,258,183	75.28
SPAIN	36,117	90,075	149.40	342,921	984,920	187.21
PORTUGAL	2,851	5,831	104.52	34,901	63,559	82.11
ICELAND	0	2,754	-	0	27,385	-
GREECE	21,919	105,708	382.27	184,872	960,917	419.77
HUNGARY	2,653	22,757	757.78	41,842	310,605	642.33
POLAND	30,127	5,392	-82.10	293,661	74,525	-74.62
ROMANIA	504	564	11.90	4,335	4,478	3.30
BULGARIA	0	192	-	0	5,719	-
KAZAKHSTAN	3,011	2,434	-19.16	31,260	28,805	-7.85
UKRAINE	0	4,233	-	0	43,271	-
LITHUANIA	64	2,939	4,492.19	1,505	16,836	1,018.67
LATVIA	8	0	-100.00	333	0	-100.00
ESTONIA	0	1,027	-	0	21,160	-
CROATIA	17,933	26,407	47.25	53,355	143,673	169.28
SLOVAKIA	1,161	1,507	29.80	9,362	22,678	142.23
SLOVENIA	8,877	3,341	-62.36	54,599	26,640	-51.21
CZECH REPUBLIC	84,832	28,650	-66.23	838,855	284,029	-66.14
RUSSIA FEDERATION	20,205	80,887	300.33	176,021	764,114	334.10
-PENA DAN PENSIL	1,544,645	2,251,104	45.74	13,680,715	15,990,936	16.89
JAPAN	33,639	27,411	-18.51	429,830	382,876	-10.92
HONG KONG	19,060	27,151	42.45	178,896	262,855	46.93
KOREA, REPUBLIC OF	6,243	9,991	60.04	67,383	109,068	61.86
TAIWAN	6,565	6,155	-6.25	65,917	60,049	-8.90
CHINA	5,395	37,381	592.88	57,552	375,514	552.48
THAILAND	64,358	77,228	20.00	544,699	704,740	29.38
SINGAPORE	21,672	44,565	105.63	224,436	400,686	78.53
PHILIPPINES	85,749	87,528	2.07	764,831	777,166	1.61
MALAYSIA	77,601	85,797	10.56	792,447	879,253	10.95
BRUNEI DARUSSALAM	380	0	-100.00	2,725	0	-100.00
VIET NAM	7,650	21,227	177.48	44,952	153,040	240.45
MALDIVES	0	1,312	-	0	4,189	-
INDIA	2,844	948	-66.67	30,127	11,382	-62.22
PAKISTAN	4,160	4,637	11.47	33,338	31,519	-5.46
BANGLADESH	25,438	40,401	58.82	228,735	360,238	57.49
AFGHANISTAN	0	396	-	0	3,309	-
IRAQ	0	3	-	0	20	-
IRAN (ISLAMIC REPUBLIC OF)	23,376	33,466	43.16	209,705	332,080	58.36
SAUDI ARABIA	31,039	5,513	-82.24	249,657	48,380	-80.62
ISRAEL	0	307	-	0	3,009	-
KUWAIT	8,703	12,242	40.66	101,892	123,616	21.32
JORDAN	264	160	-39.39	1,340	940	-29.85
LEBANON	2,465	2,173	-11.85	16,023	13,510	-15.68
SYRIA ARAB REPUBLIC	0	116	-	0	1,059	-
TURKEY	31,972	38,189	19.45	227,005	297,697	31.14
UNITED ARAB EMIRATES	27,370	31,230	14.10	267,583	316,768	18.38
QATAR	6,697	22,238	232.06	60,780	238,271	292.02
BAHRAIN	883	2,287	159.00	9,973	23,503	135.67
EGYPT	0	19,614	-	0	175,025	-
MOROCCO	21,500	0	-100.00	205,070	0	-100.00
ALGERIA	916	0	-100.00	4,019	0	-100.00
SUDAN	56	0	-100.00	1,100	0	-100.00
TOGO	0	40,914	-	0	23,384	-
CAMEROON	0	2	-	0	14	-
MALI	0	20,632	-	0	9,905	-
SOUTH AFRICA	0	22,497	-	0	80,360	-
AUSTRALIA	58,601	54,091	-7.70	428,612	342,119	-20.18
NEW ZEALAND	5,785	7,330	26.71	53,914	68,836	27.68
FIJI	0	300	-	0	2,971	-
EAST TIMOR	14,991	24,437	63.01	20,145	29,419	46.04
UNITED STATES	402,347	991,285	146.38	3,884,571	5,570,859	43.41
CANADA	5,869	4,918	-16.20	127,824	74,574	-41.66
MEXICO	215,624	133,431	-38.12	1,529,492	1,188,486	-22.30
CHILE	0	1,835	-	0	17,794	-
VENEZUELA	0	10,941	-	0	87,890	-
ARGENTINA	0	2,068	-	0	35,543	-
COLOMBIA	105,524	15,179	-85.62	851,988	104,367	-87.75
ECUADOR	6,913	0	-100.00	60,205	0	-100.00
PUERTO RICO	462	0	-100.00	3,384	0	-100.00
UNITED KINGDOM	25,909	26,093	0.71	237,866	250,983	5.51

TABEL 5. PERKEMBANGAN EKSPOR INDONESIA MENURUT KOMODITI DAN NEGARA TUJUAN

JENIS BARANG	BERAT BERSIH (KG)		PERUB %	NILAI FOB (US \$)		PERUB %
	JAN-MAR 2009	JAN-MAR 2010		JAN-MAR 2009	JAN-MAR 2010	
	(1)	(2)	(3)	(4)	(5)	(6)
NETHERLANDS	10,733	41,389	285.62	61,747	272,240	340.90
FRANCE	1,238	19,343	1,462.44	5,040	156,226	2,999.72
GERMANY, FED. REP. OF	94,156	111,204	18.11	647,018	827,973	27.97
NORWAY	1,033	482	-53.34	11,525	7,157	-37.90
SWEDEN	12,419	14,715	18.49	136,723	172,635	26.27
FINLAND	0	963	-	0	12,837	-
IRELAND	21,543	15,297	-28.99	242,499	208,433	-14.05
ITALY	21,348	15,283	-28.41	270,473	151,606	-43.95
SPAIN	8,213	18,205	121.66	84,393	159,972	89.56
PORTUGAL	0	15,919	-	0	13,699	-
DEMOCRATIC REPUBLIC OF THE HUNGARY	0	15	-	0	23	-
HUNGARY	5,692	2,090	-63.28	109,962	23,768	-78.39
CZECH REPUBLIC	10,250	580	-94.34	93,319	7,101	-92.39
-BATU SEMI PERMATA	3,179	17	-99.47	89,843	68	-99.92
JAPAN	18	17	-5.56	20,293	68	-99.66
SINGAPORE	1	0	-100.00	168	0	-100.00
MALAYSIA	400	0	-100.00	52,180	0	-100.00
UNITED STATES	2,726	0	-100.00	17,018	0	-100.00
CANADA	13	0	-100.00	170	0	-100.00
BRAZIL	21	0	-100.00	14	0	-100.00
-KOPER, TAS, DOMPET PLASTIK	1,655,111	2,132,680	28.85	11,714,531	14,460,480	23.44
JAPAN	221,899	200,614	-9.59	1,642,797	1,663,703	1.27
HONG KONG	15,936	41,607	161.09	201,966	300,998	49.03
KOREA, REPUBLIC OF	19,672	23,396	18.93	90,035	91,361	1.47
TAIWAN	4,743	12,405	161.54	15,512	38,924	150.93
CHINA	9,757	17,064	74.89	131,593	330,666	151.28
THAILAND	12,551	21,233	69.17	89,892	163,254	81.61
SINGAPORE	45,658	34,463	-24.52	354,129	411,724	16.26
PHILIPPINES	7,748	15,814	104.10	115,050	214,261	86.23
MALAYSIA	7,659	11,516	50.36	67,734	54,694	-19.25
BRUNEI DARUSSALAM	328	538	64.02	12,378	6,039	-51.21
VIET NAM	170	0	-100.00	358	0	-100.00
MALDIVES	129	983	662.02	864	7,123	724.42
INDIA	18,997	30,519	60.65	98,943	167,469	69.26
PAKISTAN	8,680	3,920	-54.84	45,976	23,840	-48.15
BANGLADESH	0	12,304	-	0	34,500	-
SRI LANKA	1,497	0	-100.00	2,669	0	-100.00
IRAN (ISLAMIC REPUBLIC OF)	126	8	-93.65	412	84	-79.61
SAUDI ARABIA	20,716	977	-95.28	57,051	5,686	-90.03
ISRAEL	0	174	-	0	1,402	-
KUWAIT	198	403	103.54	5,505	2,160	-60.76
OMAN	34	1	-97.06	115	3	-97.39
TURKEY	0	356	-	0	12,779	-
UNITED ARAB EMIRATES	130,076	183,910	41.39	629,005	884,249	40.58
CYPRUS	1,643	0	-100.00	4,613	0	-100.00
EGYPT	0	5	-	0	17	-
MOROCCO	6,082	3,008	-50.54	106,590	54,686	-48.69
TUNISIA	645	0	-100.00	11,487	0	-100.00
NAMIBIA	1,334	190	-85.76	923	5,505	496.42
MADAGASCAR	204	187	-8.33	1,762	5,927	236.38
KENYA	1,415	49	-96.54	11,722	1,252	-89.32
REUNION	1,121	135	-87.96	3,117	648	-79.21
MOZAMBIQUE	0	151	-	0	271	-
GHANA	3,138	0	-100.00	11,870	0	-100.00
ANGOLA	28	0	-100.00	32	0	-100.00
NIGERIA	0	7,985	-	0	16,117	-
SEYCHELLES	88	84	-4.55	3,000	3,000	0.00
SOUTH AFRICA	30,219	11,361	-62.40	70,629	25,073	-64.50
MAURITIUS	30	297	890.00	156	758	385.90
VIRGIN ISLANDS (BRITISH)	144	0	-100.00	557	0	-100.00
AUSTRALIA	43,253	42,364	-2.06	242,996	143,389	-40.99
NEW ZEALAND	4,306	4,290	-0.37	6,936	11,681	68.41
NEW CALEDONIA	1,679	1,713	2.03	5,355	14,188	164.95
FIJI	72	600	733.33	520	4,792	821.54
TONGA	0	151	-	0	1,735	-
EAST TIMOR	12,649	4,994	-60.52	13,746	2,798	-79.64
UNITED STATES	345,534	480,092	38.94	3,557,529	3,910,384	9.92
CANADA	8,290	26,121	215.09	68,269	172,625	152.86
MEXICO	10,708	27,673	158.43	65,663	89,453	36.23
NICARAGUA	0	65	-	0	142	-
PANAMA	7,938	8,562	7.86	25,351	18,794	-25.86
CHILE	1	1,089	108,800.00	4	2,284	57,000.00
VENEZUELA	85	1	-98.82	337	1	-99.70
ARGENTINA	9,468	17,192	81.58	18,193	36,577	101.05
BRAZIL	18,435	35,225	91.08	56,208	80,374	42.99
COLOMBIA	1	719	71,800.00	45	1,852	4,015.56

TABEL 5. PERKEMBANGAN EKSPOR INDONESIA MENURUT KOMODITI DAN NEGARA TUJUAN

JENIS BARANG	BERAT BERSIH (KG)		PERUB	NILAI FOB (US \$)		PERUB
	JAN-MAR 2009	JAN-MAR 2010	%	JAN-MAR 2009	JAN-MAR 2010	%
	(1)	(2)	(3)	(4)	(5)	(6)
URUGUAY	3	2,543	84,666.67	1	5,465	546,400.00
PARAGUAY	3	2	-33.33	1	7	600.00
ECUADOR	2,703	7,300	170.07	6,153	21,547	250.19
PERU	0	3,650	-	0	9,144	-
TRINIDAD AND TOBAGO	1,505	0	-100.00	1,810	0	-100.00
JAMAICA	0	384	-	0	1,136	-
PUERTO RICO	154	155	0.65	1,591	3,082	93.71
BELIZE	0	636	-	0	816	-
DOMINICAN REPUBLIC	12	173	1,341.67	125	917	633.60
COSTA RICA	1	0	-100.00	15	0	-100.00
BERMUDA	986	304	-69.17	3,251	3,494	7.47
FRENCH POLYNESIA	236	520	120.34	3,821	5,688	48.86
MARTINIQUE	1,374	439	-68.05	4,150	2,827	-31.88
NETHERLANDS ANTILLES	304	90	-70.39	3,953	2,263	-42.75
SAINT LUCIA	0	203	-	0	986	-
GUADELOUPE	428	3	-99.30	784	25	-96.81
UNITED KINGDOM	91,067	178,919	96.47	430,943	898,275	108.44
NETHERLANDS	65,832	55,509	-15.68	1,030,234	782,868	-24.01
FRANCE	24,180	64,787	167.94	135,121	242,312	79.33
GERMANY, FED. REP. OF	91,133	163,578	79.49	539,839	1,152,123	113.42
AUSTRIA	5,733	54	-99.06	46,080	900	-98.05
BELGIUM	212,841	185,162	-13.00	724,001	955,851	32.00
SWITZERLAND	5,547	6,776	22.16	21,022	26,835	27.65
DENMARK	959	1,892	97.29	10,091	6,488	-35.71
NORWAY	1,676	301	-82.04	22,592	10,298	-54.42
SWEDEN	3,700	6,656	79.89	10,175	10,162	-0.13
FINLAND	0	416	-	0	11,654	-
IRELAND	299	1,441	381.94	2,721	7,223	165.45
ITALY	69,481	101,839	46.57	613,835	837,183	36.39
SPAIN	30,148	37,347	23.88	186,810	265,222	41.97
PORTUGAL	433	1,923	344.11	2,955	9,856	233.54
GREECE	7,021	7,305	4.05	41,430	48,196	16.33
HUNGARY	0	145	-	0	469	-
POLAND	574	447	-22.13	6,049	3,393	-43.91
YUGOSLAVIA	1	1	0.00	1	2	100.00
GEORGIA	0	10,951	-	0	98,976	-
CROATIA	141	0	-100.00	598	0	-100.00
SLOVAKIA	0	364	-	0	784	-
SLOVENIA	934	0	-100.00	1,785	0	-100.00
CZECH REPUBLIC	151	381	152.32	729	1,523	108.92
RUSSIA FEDERATION	467	3,576	665.74	12,271	13,248	7.96
-BARANG DARI LOGAM MULIA	84,764	82,207	-3.02	129,160,494	29,048,823	-77.51
JAPAN	8,371	889	-89.38	478,741	395,224	-17.45
HONG KONG	1,598	2,700	68.96	13,202,078	4,261,096	-67.72
KOREA, REPUBLIC OF	242	297	22.73	122,006	180,731	48.13
TAIWAN	7	0	-100.00	938	0	-100.00
CHINA	48	0	-100.00	9,650	0	-100.00
THAILAND	369	1,569	325.20	269,075	736,788	173.82
SINGAPORE	38,283	47,048	22.90	63,431,197	6,015,182	-90.52
PHILIPPINES	0	504	-	0	70	-
MALAYSIA	0	8	-	0	174,182	-
MALDIVES	78	0	-100.00	53,676	0	-100.00
INDIA	0	11	-	0	8,801	-
SRI LANKA	0	4	-	0	612	-
TURKEY	485	151	-68.87	148,684	74,130	-50.14
UNITED ARAB EMIRATES	373	168	-54.96	7,639,432	4,261,908	-44.21
CYPRUS	8	0	-100.00	9,329	0	-100.00
MADAGASCAR	5	0	-100.00	5,412	0	-100.00
KENYA	337	0	-100.00	2,754	0	-100.00
REUNION	362	236	-34.81	469	256	-45.42
U.S. VIRGIN ISLANDS	0	1	-	0	5	-
SEYCHELLES	10	0	-100.00	11	0	-100.00
SOUTH AFRICA	115	0	-100.00	144	0	-100.00
AUSTRALIA	5,311	7,407	39.47	27,713,564	242,542	-99.12
NEW ZEALAND	30	22	-26.67	3,637	12,295	238.05
EAST TIMOR	183	104	-43.17	4,483,500	45	-100.00
UNITED STATES	10,504	8,126	-22.64	7,626,360	8,121,619	6.49
CANADA	326	133	-59.20	88,951	6,604	-92.58
MEXICO	68	57	-16.18	316	7,701	2,337.03
CHILE	8	190	2,275.00	90	3,564	3,860.00
PUERTO RICO	32	17	-46.88	1,014	2,691	165.38
COSTA RICA	65	0	-100.00	75	0	-100.00
BARBADOS	0	2	-	0	10	-
BERMUDA	475	350	-26.32	1,445	4,114	184.71
CAYMAN ISLANDS	12	14	16.67	695	1,794	158.13
FRENCH POLYNESIA	0	31	-	0	593	-
MARTINIQUE	1,053	933	-11.40	1,584	1,593	0.57

TABEL 5. PERKEMBANGAN EKSPOR INDONESIA MENURUT KOMODITI DAN NEGARA TUJUAN

JENIS BARANG	BERAT BERSIH (KG)		PERUB %	NILAI FOB (US \$)		PERUB %
	JAN-MAR 2009	JAN-MAR 2010		JAN-MAR 2009	JAN-MAR 2010	
(1)	(2)	(3)	(4)	(5)	(6)	(7)
GUADELOUPE	0	401	-	0	547	-
UNITED KINGDOM	2,036	695	-65.86	422,303	215,470	-48.98
NETHERLANDS	4,980	5,381	8.05	497,158	819,822	64.90
FRANCE	694	1,345	93.80	8,053	8,397	4.27
GERMANY, FED. REP. OF	4,115	641	-84.42	434,953	459,719	5.69
AUSTRIA	4	6	50.00	2,553	8,054	215.47
BELGIUM	163	0	-100.00	7,128	0	-100.00
SWITZERLAND	121	97	-19.83	102,032	63,016	-38.24
DENMARK	77	176	128.57	250,582	361,567	44.29
NORWAY	102	74	-27.45	76,346	62,078	-18.69
FINLAND	0	4	-	0	3,536	-
ITALY	3,075	1,192	-61.24	2,035,900	2,412,998	18.52
SPAIN	0	1,221	-	0	118,190	-
PORTUGAL	14	0	-100.00	14,614	0	-100.00
POLAND	0	2	-	0	1,279	-
CZECH REPUBLIC	11	0	-100.00	13,379	0	-100.00
RUSSIA FEDERATION	614	0	-100.00	666	0	-100.00
-PETI KEMAS	268,545	416,936	55.26	1,430,390	2,115,215	47.88
JAPAN	58,368	87,552	50.00	98,916	159,171	60.92
TAIWAN	11,354	0	-100.00	2,215	0	-100.00
PAPUA NEW GUINEA	0	24,095	-	0	20,392	-
THAILAND	34,341	1,257	-96.34	3,150	1,000	-68.25
SINGAPORE	81,482	91,880	12.76	351,983	447,562	27.15
MALAYSIA	0	85,956	-	0	183,200	-
MYANMAR (FORM. BURMA)	0	9,389	-	0	56,581	-
BRUNEI DARUSSALAM	0	2,420	-	0	41,150	-
VIET NAM	0	35,556	-	0	869,574	-
SRI LANKA	0	54,933	-	0	203,536	-
SAUDI ARABIA	0	15,768	-	0	77,478	-
SENEGAL	0	571	-	0	3,200	-
MAURITANIA	83,000	0	-100.00	974,126	0	-100.00
EAST TIMOR	0	4,760	-	0	13,632	-
MEXICO	0	2,799	-	0	38,739	-
-KOMPUTER DAN BAGIANNYA	9,871,955	7,729,899	-21.70	229,051,348	221,590,032	-3.26
JAPAN	479,738	231,221	-51.80	15,372,069	9,497,243	-38.22
HONG KONG	1,096,928	271,804	-75.22	9,111,592	10,235,407	12.33
KOREA, REPUBLIC OF	61,947	71,541	15.49	505,739	3,113,226	515.58
TAIWAN	84,204	93,410	10.93	2,047,992	3,046,885	48.77
CHINA	738,445	295,197	-60.02	30,306,413	5,355,284	-82.33
THAILAND	247,527	331,619	33.97	5,732,344	9,002,897	57.05
SINGAPORE	1,915,541	2,849,069	48.73	46,203,372	108,420,398	134.66
PHILIPPINES	263,238	198,416	-24.62	4,592,311	7,040,269	53.31
MALAYSIA	291,358	613,389	110.53	7,103,590	8,210,165	15.58
CAMBODIA	0	120	-	0	3,340	-
BRUNEI DARUSSALAM	110	0	-100.00	4,086	0	-100.00
LAO PEOPLE'S DEMOCRATIC RE	0	4	-	0	120	-
NEPAL	3,887	0	-100.00	89,723	0	-100.00
VIET NAM	101,881	66,672	-34.56	1,650,541	1,196,704	-27.50
INDIA	800,061	366,637	-54.17	9,853,805	5,424,407	-44.95
PAKISTAN	16,968	1,049	-93.82	297,606	33,112	-88.87
BANGLADESH	5,545	0	-100.00	119,543	0	-100.00
SRI LANKA	2,810	68	-97.58	65,780	1,117	-98.30
IRAN (ISLAMIC REPUBLIC OF)	61,762	32	-99.95	3,419,353	230	-99.99
SAUDI ARABIA	18,047	49,508	174.33	524,238	1,866,268	256.00
ISRAEL	5,159	302	-94.15	163,395	90,058	-44.88
LEBANON	21,206	1	-100.00	548,049	1	-100.00
YEMEN	3,888	0	-100.00	86,009	0	-100.00
SYRIA ARAB REPUBLIC	6,230	0	-100.00	157,260	0	-100.00
TURKEY	51,140	14,185	-72.26	1,326,242	396,395	-70.11
UNITED ARAB EMIRATES	847,629	485,802	-42.69	19,791,494	11,392,023	-42.44
EGYPT	37,574	126,072	235.53	596,750	3,015,207	405.27
LIBYAN ARAB JAMAHIRIYA	84,943	24,657	-70.97	785,897	594,341	-24.37
MOROCCO	619	0	-100.00	17,183	0	-100.00
TUNISIA	10,425	19,309	85.22	284,386	454,687	59.88
ALGERIA	30,409	0	-100.00	637,338	0	-100.00
SUDAN	41,462	0	-100.00	231,325	0	-100.00
GHANA	3,069	0	-100.00	103,224	0	-100.00
GUINEA	2,033	0	-100.00	3,240	0	-100.00
ANGOLA	105	0	-100.00	61	0	-100.00
NIGERIA	5,987	1,641	-72.59	96,874	61,461	-36.56
SIERRA LEONE	210	0	-100.00	5,511	0	-100.00
SOUTH AFRICA	105,418	25,688	-75.63	2,692,269	709,110	-73.66
AUSTRALIA	246,741	100,377	-59.32	6,812,972	2,950,274	-56.70
NEW ZEALAND	22,644	14,635	-35.37	636,575	409,578	-35.66
EAST TIMOR	233,706	127,384	-45.49	192,834	127,370	-33.95
UNITED STATES	660,260	524,239	-20.60	22,791,130	12,433,844	-45.44

TABEL 5. PERKEMBANGAN EKSPOR INDONESIA MENURUT KOMODITI DAN NEGARA TUJUAN

JENIS BARANG	BERAT BERSIH (KG)		PERUB %	NILAI FOB (US \$)		PERUB %
	JAN-MAR 2009	JAN-MAR 2010		JAN-MAR 2009	JAN-MAR 2010	
	(1)	(2)	(3)	(4)	(5)	(6)
CANADA	14,643	58,208	297.51	475,615	1,532,944	222.31
MEXICO	77,594	9	-99.99	2,134,347	76	-100.00
PANAMA	0	121	-	0	1,747	-
CHILE	0	22,442	-	0	691,987	-
VENEZUELA	14,925	0	-100.00	382,287	0	-100.00
ARGENTINA	26,525	51,605	94.55	659,330	535,115	-18.84
BRAZIL	52,027	50,733	-2.49	422,565	358,380	-15.19
COLOMBIA	7,020	14,863	111.72	91,358	511,650	460.05
PERU	15,595	41,700	167.39	333,476	1,274,172	282.09
UNITED KINGDOM	26,391	31,827	20.60	1,025,519	913,193	-10.95
NETHERLANDS	677,491	138,878	-79.50	17,885,089	2,832,642	-84.16
FRANCE	301	459	52.49	6,344	404,657	6,278.58
GERMANY, FED. REP. OF	76,204	342,694	349.71	2,581,895	5,643,590	118.58
AUSTRIA	11,182	0	-100.00	431,118	0	-100.00
BELGIUM	871	468	-46.27	24,916	12,292	-50.67
SWITZERLAND	0	75	-	0	12,966	-
DENMARK	16	0	-100.00	324	0	-100.00
NORWAY	22	0	-100.00	432	0	-100.00
SWEDEN	28	0	-100.00	540	0	-100.00
FINLAND	5,211	46,749	797.12	78,516	998,714	1,171.99
IRELAND	34,657	484	-98.60	1,798,731	295,629	-83.56
ITALY	1,795	3	-99.83	153,393	16,814	-89.04
SPAIN	2,207	17	-99.23	37,310	385	-98.97
PORTUGAL	0	8,085	-	0	6,089	-
HUNGARY	76	5	-93.42	8,515	30	-99.65
POLAND	10,379	1,428	-86.24	1,197,638	9,571	-99.20
AZERBAIJAN	5,858	0	-100.00	136,948	0	-100.00
KAZAKHSTAN	0	1	-	0	6	-
UKRAINE	7	14	100.00	122	131	7.38
UZBEKISTAN	2,172	0	-100.00	48,528	0	-100.00
GEORGIA	0	9,457	-	0	292,259	-
SLOVAKIA	61,307	0	-100.00	1,930,682	0	-100.00
SLOVENIA	0	5,482	-	0	163,077	-
CZECH REPUBLIC	136,577	0	-100.00	2,245,103	0	-100.00
RUSSIA FEDERATION	20	44	120.00	592	495	-16.39
-KENDARAAN BERMOTOR RODA	1,582,293	1,251,178	-20.93	12,617,096	9,751,177	-22.71
JAPAN	8,697	13,606	56.44	101,790	115,298	13.27
HONG KONG	40	0	-100.00	724	0	-100.00
KOREA, REPUBLIC OF	150	578	285.33	1,635	800	-51.07
CHINA	0	210	-	0	2,555	-
THAILAND	3,927	5,752	46.47	54,482	46,527	-14.60
SINGAPORE	130	0	-100.00	2,847	0	-100.00
PHILIPPINES	1,038,942	43,046	-95.86	7,980,280	542,287	-93.20
MALAYSIA	9,383	168,160	1,692.18	84,136	2,125,888	2,426.73
BRUNEI DARUSSALAM	1,815	0	-100.00	14,400	0	-100.00
VIET NAM	148	0	-100.00	1,887	0	-100.00
MALDIVES	12,846	9,038	-29.64	71,512	73,109	2.23
INDIA	287	0	-100.00	4,761	0	-100.00
PAKISTAN	831	4,000	381.35	8,106	40,480	399.38
UNITED ARAB EMIRATES	0	29,081	-	0	271,200	-
TANZANIA, UNITED REPUBLIC OF	0	1,109	-	0	1,361	-
REUNION	0	635	-	0	3,134	-
TOGO	16,653	119,285	616.30	75,473	548,583	626.86
GHANA	0	5,301	-	0	7,200	-
LIBERIA	0	5,214	-	0	2,566	-
ANGOLA	0	38,880	-	0	273,600	-
CONGO	0	3,387	-	0	4,500	-
SENEGAL	0	7,389	-	0	1,500	-
MALI	0	4,452	-	0	6,650	-
BURKINA FASO	17,280	0	-100.00	122,832	0	-100.00
GAMBIA	4,183	3,204	-23.40	3,345	1,038	-68.97
AUSTRALIA	8,029	11,818	47.19	38,602	32,427	-16.00
NEW ZEALAND	15,680	400	-97.45	168,672	1,700	-98.99
EAST TIMOR	119,575	298,654	149.76	1,299,131	2,109,137	62.35
UNITED STATES	12,466	6,923	-44.46	138,782	10,153	-92.68
CANADA	63	0	-100.00	435	0	-100.00
HONDURAS	13,440	0	-100.00	140,064	0	-100.00
COLOMBIA	137,594	366,781	166.57	773,495	2,679,194	246.38
BOLIVIA	47,964	7,854	-83.63	414,960	82,992	-80.00
BERMUDA	2,880	0	-100.00	27,048	0	-100.00
NETHERLANDS ANTILLES	312	0	-100.00	1,320	0	-100.00
UNITED KINGDOM	250	125	-50.00	250	1,000	300.00
NETHERLANDS	924	6,533	607.03	6,678	35,674	434.20
FRANCE	4,850	7,587	56.43	8,509	66,846	685.59
GERMANY, FED. REP. OF	12,583	15,034	19.48	24,236	12,213	-49.61
AUSTRIA	0	776	-	0	735	-
BELGIUM	5,257	12,312	134.20	7,600	61,191	705.14

TABEL 5. PERKEMBANGAN EKSPOR INDONESIA MENURUT KOMODITI DAN NEGARA TUJUAN

JENIS BARANG	BERAT BERSIH (KG)		PERUB %	NILAI FOB (US \$)		PERUB %
	JAN-MAR 2009	JAN-MAR 2010		JAN-MAR 2009	JAN-MAR 2010	
	(1)	(2)	(3)	(4)	(5)	(6)
SWITZERLAND	0	715	-	0	3,679	-
DENMARK	838	425	-49.28	2,455	1,580	-35.64
NORWAY	1,671	450	-73.07	1,695	1,650	-2.65
SWEDEN	0	5,024	-	0	9,000	-
IRELAND	200	0	-100.00	972	0	-100.00
ITALY	65,238	7,722	-88.16	784,916	51,951	-93.38
SPAIN	1,192	2,661	123.24	1,916	8,032	319.21
PORTUGAL	15,975	33,695	110.92	247,150	508,019	105.55
GREECE	0	2,229	-	0	3,624	-
POLAND	0	1,133	-	0	2,104	-
-KENDARAAN BERMOTOR RODA	28,650,798	26,396,557	-7.87	205,152,634	201,522,517	-1.77
JAPAN	3,328,667	2,714,049	-18.46	28,261,546	25,342,425	-10.33
HONG KONG	0	36,969	-	0	435,368	-
TAIWAN	226,969	328,831	44.88	1,503,878	2,351,927	56.39
THAILAND	1,449,669	4,011,240	176.70	9,349,694	42,598,377	355.61
SINGAPORE	379,013	1,025,410	170.55	1,470,437	1,907,827	29.75
PHILIPPINES	3,639,225	3,569,615	-1.91	23,855,465	21,371,862	-10.41
MALAYSIA	3,510,499	2,414,173	-31.23	23,465,181	19,774,280	-15.73
MYANMAR (FORM. BURMA)	171,300	128,475	-25.00	1,539,600	1,154,700	-25.00
CAMBODIA	0	1,581	-	0	12,107	-
BRUNEI DARUSSALAM	320,204	268,144	-16.26	2,301,928	1,693,941	-26.41
NEPAL	0	1,695	-	0	9,578	-
VIET NAM	5,960	86,982	1,359.43	69,041	913,508	1,223.14
INDIA	10,379	168	-98.38	90,248	3,030	-96.64
PAKISTAN	241,200	94,263	-60.92	1,498,700	763,556	-49.05
BANGLADESH	82,220	48,270	-41.29	534,508	283,146	-47.03
SRI LANKA	19,020	20,605	8.33	96,972	105,053	8.33
SAUDI ARABIA	3,936,456	4,041,224	2.66	30,633,847	33,859,725	10.53
KUWAIT	259,362	243,214	-6.23	2,623,341	1,899,734	-27.58
JORDAN	35,691	27,120	-24.01	219,485	160,705	-26.78
LEBANON	794,388	530,181	-33.26	5,299,586	2,617,308	-50.61
YEMEN	203,966	265,934	30.38	832,786	1,698,880	104.00
OMAN	1,045,732	494,760	-52.69	10,111,422	4,049,057	-59.96
SYRIA ARAB REPUBLIC	275,793	93,429	-66.12	1,751,267	626,746	-64.21
UNITED ARAB EMIRATES	2,165,630	549,882	-74.61	22,723,004	4,490,953	-80.24
QATAR	317,478	56,915	-82.07	3,022,878	388,099	-87.16
BAHRAIN	158,114	78,578	-50.30	1,609,465	686,396	-57.35
EGYPT	1,184,156	304,438	-74.29	8,698,209	2,931,600	-66.30
MOROCCO	44,600	0	-100.00	293,435	0	-100.00
ALGERIA	99,539	12,829	-87.11	954,517	121,081	-87.31
SUDAN	0	48,619	-	0	530,857	-
MADAGASCAR	27,114	0	-100.00	149,778	0	-100.00
KENYA	26,764	6,779	-74.67	151,544	35,894	-76.31
MOZAMBIQUE	25,346	5,069	-80.00	129,435	26,805	-79.29
LIBERIA	0	2,662	-	0	1,310	-
ANGOLA	178,809	155,937	-12.79	1,070,412	893,492	-16.53
NIGERIA	117,749	80,517	-31.62	506,985	563,148	11.08
GABON	13,650	7,140	-47.69	129,052	74,154	-42.54
SEYCHELLES	6,203	7,050	13.65	47,057	53,306	13.28
SOUTH AFRICA	1,920,552	1,808,366	-5.84	8,398,464	11,338,788	35.01
MAURITIUS	8,475	6,780	-20.00	47,890	38,312	-20.00
AUSTRALIA	139,966	99,881	-28.64	839,390	667,445	-20.48
NEW ZEALAND	28,200	4,700	-83.33	194,280	33,580	-82.72
SAINT VINCENT AND THE GREN/	8,329	3,345	-59.84	50,879	20,223	-60.25
VANUATU	10,269	14,923	45.32	67,808	98,657	45.49
FIJI	0	6,500	-	0	41,372	-
SOLOMON ISLANDS	0	11,006	-	0	29,448	-
EAST TIMOR	861,618	666,207	-22.68	2,502,668	3,077,202	22.96
UNITED STATES	66,477	23,564	-64.55	454,472	117,778	-74.08
MEXICO	189,839	442,387	133.03	1,079,469	2,358,268	118.47
GUATEMALA	69,499	0	-100.00	399,262	0	-100.00
HONDURAS	11,608	0	-100.00	72,256	0	-100.00
NICARAGUA	38,080	16,448	-56.81	233,099	98,826	-57.60
PANAMA	203,382	143,143	-29.62	1,280,310	896,543	-29.97
SURINAME	0	5,030	-	0	24,000	-
CHILE	317,876	529,041	66.43	1,766,280	3,114,256	76.32
VENEZUELA	0	151,840	-	0	992,083	-
ARGENTINA	38,142	0	-100.00	358,197	0	-100.00
PARAGUAY	6,300	0	-100.00	62,480	0	-100.00
PERU	0	214,407	-	0	1,520,645	-
TRINIDAD AND TOBAGO	56,280	0	-100.00	397,540	0	-100.00
BAHAMAS	4,700	7,050	50.00	28,784	43,848	52.33
JAMAICA	32,972	17,990	-45.44	261,666	167,642	-35.93
PUERTO RICO	24,125	78,664	226.07	150,324	494,542	228.98
EL SALVADOR	12,121	30,550	152.04	75,301	184,054	144.42
BARBADOS	30,672	35,747	16.55	206,114	250,022	21.30
ANTIGUA AND BARBUDA	0	4,020	-	0	29,646	-

TABEL 5. PERKEMBANGAN EKSPOR INDONESIA MENURUT KOMODITI DAN NEGARA TUJUAN

JENIS BARANG	BERAT BERSIH (KG)		PERUB	NILAI FOB (US \$)		PERUB
	JAN-MAR 2009	JAN-MAR 2010	%	JAN-MAR 2009	JAN-MAR 2010	%
	(1)	(2)	(3)	(4)	(5)	(6)
ARUBA	8,105	0	-100.00	48,038	0	-100.00
BERMUDA	26,800	14,925	-44.31	187,400	100,566	-46.34
DOMINICA	32,900	2,350	-92.86	185,463	14,616	-92.12
FRENCH POLYNESIA	38,634	25,193	-34.79	156,462	101,970	-34.83
GRENADA	0	2,680	-	0	19,764	-
NETHERLANDS ANTILLES	0	4,819	-	0	29,970	-
SAINT LUCIA	6,700	7,380	10.15	48,850	48,996	0.30
TURKS AND CAICOS ISLANDS	0	8,040	-	0	59,292	-
SAINT KITTS AND NEVIS	5,360	0	-100.00	39,080	0	-100.00
UNITED KINGDOM	2,597	0	-100.00	4,035	0	-100.00
NETHERLANDS	6,716	6,492	-3.34	5,200	4,551	-12.48
GERMANY, FED. REP. OF	0	3,208	-	0	3,932	-
BELGIUM	126,136	185,992	47.45	504,470	811,897	60.94
GIBRALTAR	6,690	6,690	0.00	45,000	45,600	1.33
PORTUGAL	0	44,452	-	0	214,248	-
DEMOCRATIC REPUBLIC OF THE	9,813	0	-100.00	7,000	0	-100.00
-SUKU CADANG MESIN	12,182,294	20,553,177	68.71	187,925,199	200,641,613	6.77
JAPAN	3,915,492	3,728,593	-4.77	14,450,509	13,452,218	-6.91
HONG KONG	43,980	144,250	227.99	446,829	5,874,986	1,214.82
KOREA, REPUBLIC OF	471,151	2,072,718	339.93	889,406	3,208,395	260.73
TAIWAN	9,295	8,391	-9.73	315,882	89,760	-71.58
CHINA	337,325	208,431	-38.21	4,167,221	4,253,990	2.08
PAPUA NEW GUINEA	3,152	29,267	828.52	52,210	310,806	495.30
THAILAND	515,569	4,771,271	825.44	2,186,043	13,807,226	531.61
SINGAPORE	3,154,775	5,132,513	62.69	133,165,853	119,967,543	-9.91
PHILIPPINES	313,115	33,468	-89.31	4,037,641	536,270	-86.72
MALAYSIA	240,275	386,459	60.84	3,579,921	2,042,788	-42.94
BRUNEI DARUSSALAM	7,548	8,593	13.84	63,492	144,782	128.03
LAO PEOPLE'S DEMOCRATIC RE	1,127	22,425	1,889.80	7,413	204,647	2,660.65
NEPAL	39	0	-100.00	2,245	0	-100.00
VIET NAM	474,717	18,908	-96.02	2,061,791	135,744	-93.42
INDIA	538,662	734,237	36.31	1,935,937	2,044,029	5.58
PAKISTAN	431	371	-13.92	23,239	57,239	146.31
BANGLADESH	0	1,225	-	0	13,987	-
SRI LANKA	11	607	5,418.18	8,961	4,221	-52.90
IRAN (ISLAMIC REPUBLIC OF)	8,885	0	-100.00	48,527	0	-100.00
SAUDI ARABIA	117,134	541	-99.54	381,914	43,611	-88.58
ISRAEL	1,650	43	-97.39	48,861	529	-98.92
KUWAIT	116	9	-92.24	36,649	2,594	-92.92
LEBANON	0	9	-	0	87	-
YEMEN	240	0	-100.00	49,000	0	-100.00
OMAN	432	98	-77.31	17,635	9,955	-43.55
SYRIA ARAB REPUBLIC	0	578	-	0	26,160	-
TURKEY	18,451	1,756	-90.48	117,625	8,410	-92.85
UNITED ARAB EMIRATES	689,482	349,543	-49.30	1,852,758	1,254,497	-32.29
QATAR	3,468	31	-99.11	15,471	541	-96.50
EGYPT	283	521	84.10	2,657	107,823	3,958.07
LIBYAN ARAB JAMAHIRIYA	0	7,560	-	0	44,474	-
ALGERIA	0	1	-	0	722	-
SUDAN	0	191	-	0	3,671	-
TANZANIA, UNITED REPUBLIC OF	80	88	10.00	22,053	992	-95.50
SOMALIA	0	4,237	-	0	38,076	-
KENYA	10,367	0	-100.00	323,140	0	-100.00
ANGOLA	725	700	-3.45	30,561	5,339	-82.53
CONGO	4,949	0	-100.00	138,617	0	-100.00
NIGERIA	4,450	8,253	85.46	14,400	45,334	214.82
GABON	0	43	-	0	1,906	-
SENEGAL	0	2,339	-	0	13,187	-
UGANDA	194	0	-100.00	12,619	0	-100.00
SOUTH AFRICA	4,207	15,470	267.72	53,322	57,125	7.13
VIRGIN ISLANDS (BRITISH)	0	17,085	-	0	505,674	-
AUSTRALIA	380,147	126,076	-66.83	3,327,397	684,986	-79.41
NEW ZEALAND	599	2,054	242.90	15,767	129,256	719.79
NEW CALEDONIA	0	2	-	0	357	-
FIJI	0	73	-	0	1,455	-
EAST TIMOR	4,337	14,870	242.86	10,062	27,519	173.49
UNITED STATES	250,799	473,297	88.72	4,569,328	10,624,053	132.51
CANADA	145,296	13,203	-90.91	500,131	138,024	-72.40
MEXICO	6,178	33,100	435.77	302,978	606,588	100.21
PANAMA	405	264	-34.81	10,302	5,602	-45.62
CHILE	55	30,929	56,134.55	1,059	161,464	15,146.84
VENEZUELA	0	12	-	0	10,784	-
ARGENTINA	4,904	703	-85.66	65,097	6,178	-90.51
BRAZIL	164,489	1,554,176	844.85	657,895	4,901,036	644.96
COLOMBIA	18	601	3,238.89	3,280	37,525	1,044.05
ECUADOR	0	1	-	0	405	-
PERU	0	2	-	0	114	-

TABEL 5. PERKEMBANGAN EKSPOR INDONESIA MENURUT KOMODITI DAN NEGARA TUJUAN

JENIS BARANG	BERAT BERSIH (KG)		PERUB %	NILAI FOB (US \$)		PERUB %
	JAN-MAR 2009	JAN-MAR 2010		JAN-MAR 2009	JAN-MAR 2010	
	(1)	(2)	(3)	(4)	(5)	(6)
TRINIDAD AND TOBAGO	6,854	0	-100.00	18,993	0	-100.00
UNITED KINGDOM	143,876	260,822	81.28	5,656,672	9,447,630	67.02
NETHERLANDS	65,454	71,154	8.71	575,370	2,175,384	278.08
FRANCE	18,694	73,146	291.28	160,382	102,736	-35.94
GERMANY, FED. REP. OF	38,637	11,495	-70.25	518,580	210,160	-59.47
AUSTRIA	130	96	-26.15	7,270	3,524	-51.53
BELGIUM	48,025	72,022	49.97	235,124	284,458	20.98
SWITZERLAND	13	26	100.00	4,123	1,332	-67.69
DENMARK	0	48	-	0	22,954	-
NORWAY	623	438	-29.70	83,569	50,285	-39.83
SWEDEN	49	94	91.84	15,544	324	-97.92
FINLAND	95	0	-100.00	37,404	0	-100.00
IRELAND	3,867	6,235	61.24	62,504	104,901	67.83
ITALY	1,071	962	-10.18	361,651	338	-99.91
SPAIN	511	477	-6.65	7,355	6,032	-17.99
PORTUGAL	0	6,050	-	0	11,320	-
GREECE	3	0	-100.00	35	0	-100.00
HUNGARY	831	355	-57.28	12,736	2,570	-79.82
POLAND	0	20	-	0	131	-
ROMANIA	0	18,012	-	0	234,486	-
AZERBAIJAN	1,517	428	-71.79	76,822	57,410	-25.27
KAZAKHSTAN	121	1,231	917.36	3,201	9,472	195.91
UKRAINE	454	346	-23.79	11,977	6,976	-41.76
GEORGIA	0	476	-	0	1,888	-
SLOVAKIA	232	20,072	8,551.72	22,312	2,062,059	9,141.93
CZECH REPUBLIC	1,580	62	-96.08	13,598	17,933	31.88
RUSSIA FEDERATION	653	48,924	7,392.19	16,279	172,626	960.42
-SUKU CADANG KENDARAAN	26,508,944	45,800,346	72.77	178,896,197	311,236,234	73.98
JAPAN	5,855,741	11,328,846	93.47	28,899,131	60,485,097	109.30
HONG KONG	35,981	14,209	-60.51	439,280	125,408	-71.45
KOREA, REPUBLIC OF	28,818	43,401	50.60	168,985	363,196	114.93
TAIWAN	391,933	862,558	120.08	3,503,781	8,756,589	149.92
CHINA	306,564	261,084	-14.84	1,495,384	2,893,200	93.48
PAPUA NEW GUINEA	0	2,244	-	0	20,285	-
THAILAND	4,520,362	6,684,172	47.87	41,429,711	65,904,489	59.08
SINGAPORE	3,247,251	5,590,375	72.16	19,844,222	33,340,505	68.01
PHILIPPINES	1,616,340	2,566,833	58.81	10,443,742	16,220,464	55.31
MALAYSIA	3,119,708	6,136,037	96.69	22,834,982	36,687,353	60.66
CAMBODIA	8,315	0	-100.00	48,414	0	-100.00
BRUNEI DARUSSALAM	293	5,961	1,934.47	4,194	54,111	1,190.20
VIET NAM	907,474	1,585,422	74.71	5,762,463	9,947,210	72.62
MALDIVES	0	491	-	0	1,884	-
INDIA	124,582	535,171	329.57	1,014,778	5,347,371	426.95
PAKISTAN	143,775	554,872	285.93	853,050	2,503,756	193.51
BANGLADESH	79,058	110,143	39.32	163,882	189,274	15.49
SRI LANKA	39,545	20,731	-47.58	129,923	81,866	-36.99
IRAN (ISLAMIC REPUBLIC OF)	0	296,242	-	0	949,488	-
SAUDI ARABIA	306,269	23,788	-92.23	308,989	282,285	-8.64
ISRAEL	64,280	13,079	-79.65	272,958	83,024	-69.58
KUWAIT	35,528	18,402	-48.20	113,292	54,567	-51.84
JORDAN	5,259	9,017	71.46	20,440	27,089	32.53
LEBANON	1,762	378	-78.55	25,089	16,939	-32.48
YEMEN	19,167	0	-100.00	27,913	0	-100.00
OMAN	61,016	1,289	-97.89	115,755	13,598	-88.25
TURKEY	75,005	215,064	186.73	850,533	2,620,481	208.10
UNITED ARAB EMIRATES	188,793	307,673	62.97	438,784	672,667	53.30
QATAR	3,692	2,437	-33.99	59,234	23,681	-60.02
BAHRAIN	5,406	88	-98.37	12,113	360	-97.03
CYPRUS	10,809	8,654	-19.94	63,223	58,535	-7.42
EGYPT	215,448	246,113	14.23	826,884	1,081,972	30.85
LIBYAN ARAB JAMAHIRIYA	99	30	-69.70	1,519	75	-95.06
MOROCCO	0	32	-	0	581	-
TUNISIA	17,673	25,539	44.51	42,301	55,340	30.82
TANZANIA, UNITED REPUBLIC OF	0	5,281	-	0	14,526	-
TOGO	0	44,787	-	0	124,180	-
GHANA	766	69	-90.99	16,223	621	-96.17
ANGOLA	0	220	-	0	2,572	-
CONGO	37	24	-35.14	288	352	22.22
CAMEROON	56	47	-16.07	205	257	25.37
NIGERIA	600	20,496	3,316.00	36,570	48,384	32.31
GABON	0	300	-	0	883	-
UGANDA	0	210	-	0	13,263	-
SOUTH AFRICA	130,176	273,588	110.17	1,120,127	2,574,767	129.86
VIRGIN ISLANDS (BRITISH)	14	0	-100.00	261	0	-100.00
AUSTRALIA	141,278	183,088	29.59	1,300,426	1,774,088	36.42
NEW ZEALAND	3,597	4,547	26.41	46,087	46,576	1.06
SAINT VINCENT AND THE GREN/	96	350	264.58	1,375	5,527	301.96

TABEL 5. PERKEMBANGAN EKSPOR INDONESIA MENURUT KOMODITI DAN NEGARA TUJUAN

JENIS BARANG	BERAT BERSIH (KG)		PERUB %	NILAI FOB (US \$)		PERUB %
	JAN-MAR 2009	JAN-MAR 2010		JAN-MAR 2009	JAN-MAR 2010	
	(1)	(2)	(3)	(4)	(5)	(6)
VANUATU	95	0	-100.00	1,568	0	-100.00
FIJI	2,146	0	-100.00	13,338	0	-100.00
EAST TIMOR	218,705	323,802	48.05	464,361	604,428	30.16
UNITED STATES	1,397,637	1,833,620	31.19	10,958,870	15,850,393	44.64
CANADA	30,958	94,348	204.76	254,639	856,353	236.30
MEXICO	136,768	185,582	35.69	2,192,424	2,903,736	32.44
GUATEMALA	422	566	34.12	4,453	4,501	1.08
HONDURAS	17,161	18,085	5.38	42,304	41,305	-2.36
NICARAGUA	291	1,088	273.88	3,227	10,221	216.73
PANAMA	1,886	0	-100.00	20,861	0	-100.00
SURINAME	0	276	-	0	2,814	-
CHILE	4,587	2,429	-47.05	30,430	21,425	-29.59
VENEZUELA	9,095	4,646	-48.92	45,558	37,918	-16.77
ARGENTINA	172,369	228,996	32.85	1,578,804	1,138,031	-27.92
BRAZIL	698,588	1,164,841	66.74	9,923,500	15,590,920	57.11
COLOMBIA	1,620	676	-58.27	15,095	7,781	-48.45
BOLIVIA	2,517	0	-100.00	36,973	0	-100.00
ECUADOR	0	8,770	-	0	50,440	-
PERU	1,526	26,081	1,609.11	27,615	81,279	194.33
TRINIDAD AND TOBAGO	2,028	1,705	-15.93	9,762	23,834	144.15
BAHAMAS	0	23	-	0	234	-
JAMAICA	467	616	31.91	6,862	6,988	1.84
PUERTO RICO	8,635	13,655	58.14	80,207	91,196	13.70
DOMINICAN REPUBLIC	455	840	84.62	8,229	10,025	21.83
EL SALVADOR	208	0	-100.00	1,612	0	-100.00
COSTA RICA	744	1,098	47.58	6,675	10,453	56.60
BARBADOS	1,488	2,254	51.48	16,764	21,674	29.29
ANTIGUA AND BARBUDA	171	0	-100.00	2,550	0	-100.00
ARUBA	163	172	5.52	1,250	1,376	10.08
BERMUDA	127	159	25.20	1,232	1,564	26.95
CAYMAN ISLANDS	42	0	-100.00	494	0	-100.00
FRENCH POLYNESIA	111	98	-11.71	489	1,668	241.10
GRENADA	124	367	195.97	857	2,892	237.46
NETHERLANDS ANTILLES	232	264	13.79	2,392	2,762	15.47
SAINT LUCIA	747	22	-97.05	8,821	530	-93.99
GUADELOUPE	0	355	-	0	2,829	-
SAINT KITTS AND NEVIS	14	0	-100.00	676	0	-100.00
UNITED KINGDOM	166,413	587,356	252.95	1,429,545	6,033,451	322.05
NETHERLANDS	361,913	709,710	96.10	1,602,216	2,671,673	66.75
FRANCE	16	250	1,462.50	466	2,627	463.73
GERMANY, FED. REP. OF	654,571	899,928	37.48	2,958,493	4,069,376	37.55
AUSTRIA	83	22,338	26,813.25	4,720	121,993	2,484.60
BELGIUM	30,404	61,185	101.24	239,775	365,744	52.54
SWITZERLAND	92	10,843	11,685.87	2,060	48,882	2,272.91
DENMARK	10,544	10,705	1.53	52,213	47,317	-9.38
NORWAY	25,050	39,675	58.38	142,096	230,488	62.21
SWEDEN	150,312	317,390	111.15	838,729	1,753,543	109.07
FINLAND	25,917	145,521	461.49	144,990	763,797	426.79
IRELAND	0	51	-	0	4,974	-
ITALY	124,393	262,005	110.63	717,751	1,113,470	55.13
SPAIN	27,945	14,234	-49.06	173,053	187,808	8.53
PORTUGAL	15,595	44,967	188.34	64,815	79,975	23.39
GREECE	67,676	53,452	-21.02	310,760	281,590	-9.39
DEMOCRATIC REPUBLIC OF THE	0	141	-	0	1,474	-
HUNGARY	276,168	312,216	13.05	1,165,192	1,003,674	-13.86
POLAND	80,364	162,284	101.94	298,686	527,574	76.63
ROMANIA	0	14,547	-	0	39,140	-
BULGARIA	13,325	50,855	281.65	31,286	141,907	353.58
UKRAINE	0	23,477	-	0	191,839	-
LITHUANIA	11,430	22,365	95.67	43,300	91,472	111.25
SLOVAKIA	0	10,561	-	0	47,073	-
CZECH REPUBLIC	28,048	49,848	77.72	109,974	225,827	105.35
RUSSIA FEDERATION	13,992	55,626	297.56	66,674	341,240	411.80
-UBI KAYU OLAHAN	8,908,538	25,290,237	183.89	1,157,643	4,415,432	281.42
JAPAN	0	125,690	-	0	25,043	-
HONG KONG	103	28	-72.82	638	370	-42.01
KOREA, REPUBLIC OF	8,685,070	6,585,005	-24.18	1,068,264	1,185,301	10.96
TAIWAN	99,237	12,525	-87.38	29,500	4,384	-85.14
CHINA	0	18,470,106	-	0	3,040,576	-
SINGAPORE	1,474	6,630	349.80	3,529	69,832	1,878.80
PHILIPPINES	859	48,278	5,520.26	1,386	14,926	976.91
MALAYSIA	109,675	15,723	-85.66	21,935	9,642	-56.04
BRUNEI DARUSSALAM	0	11,854	-	0	29,875	-
MALDIVES	21	0	-100.00	48	0	-100.00
KUWAIT	1,305	0	-100.00	4,509	0	-100.00
AUSTRALIA	2,568	528	-79.44	5,970	1,317	-77.94
UNITED STATES	5,851	4,033	-31.07	15,974	11,025	-30.98

TABEL 5. PERKEMBANGAN EKSPOR INDONESIA MENURUT KOMODITI DAN NEGARA TUJUAN

JENIS BARANG	BERAT BERSIH (KG)		PERUB	NILAI FOB (US \$)		PERUB
	JAN-MAR 2009	JAN-MAR 2010	%	JAN-MAR 2009	JAN-MAR 2010	%
	(1)	(2)	(3)	(4)	(5)	(6)
UNITED KINGDOM	0	9,837	-	0	23,141	-
NETHERLANDS	2,375	0	-100.00	5,890	0	-100.00
-INDUSTRI LAINNYA	437,458,175	521,724,917	19.26	1,171,739,533	1,341,952,845	14.53
JAPAN	27,267,731	32,251,420	18.28	126,786,549	133,626,707	5.40
HONG KONG	3,286,571	4,131,342	25.70	13,978,096	14,732,724	5.40
KOREA, REPUBLIC OF	55,160,855	28,942,896	-47.53	54,920,604	34,296,973	-37.55
TAIWAN	10,597,543	15,645,705	47.64	12,934,657	19,036,557	47.17
CHINA	10,167,249	33,321,541	227.73	22,133,336	46,575,721	110.43
MONGOLIA	10,684	270,316	2,430.10	87,318	758,725	768.92
MACAU	597,292	708	-99.88	113,430	9,359	-91.75
PAPUA NEW GUINEA	7,769,529	2,106,161	-72.89	4,959,220	3,387,642	-31.69
THAILAND	18,817,269	27,320,078	45.19	53,617,328	93,138,651	73.71
SINGAPORE	59,933,633	45,001,523	-24.91	297,386,186	176,656,010	-40.60
PHILIPPINES	16,001,377	16,027,153	0.16	25,108,730	35,487,361	41.33
MALAYSIA	35,651,025	45,884,301	28.70	54,055,705	81,467,080	50.71
MYANMAR (FORM. BURMA)	1,777,253	3,241,630	82.40	1,559,976	2,510,046	60.90
CAMBODIA	400,166	116,832	-70.80	810,518	673,629	-16.89
BRUNEI DARUSSALAM	949,331	1,102,850	16.17	1,229,148	475,115	-61.35
LAO PEOPLE'S DEMOCRATIC RE	431	50	-88.40	2,155	979	-54.57
NEPAL	5,194	191,740	3,591.57	27,855	694,304	2,392.57
VIET NAM	9,267,448	11,469,392	23.76	19,909,711	32,065,301	61.05
MALDIVES	709,199	1,575,307	122.12	664,673	1,744,606	162.48
INDIA	15,305,116	15,464,493	1.04	24,749,940	29,851,579	20.61
PAKISTAN	7,669,021	9,005,719	17.43	7,421,365	4,746,858	-36.04
BANGLADESH	3,863,507	5,238,562	35.59	5,243,190	6,168,795	17.65
SRI LANKA	1,243,436	2,570,424	106.72	2,763,326	5,655,031	104.65
AFGHANISTAN	152,563	168,277	10.30	77,656	31,891	-58.93
IRAQ	6,712,320	103,061	-98.46	15,768,743	245,535	-98.44
IRAN (ISLAMIC REPUBLIC OF)	361,577	435,581	20.47	2,123,606	940,984	-55.69
SAUDI ARABIA	5,091,510	7,177,786	40.98	11,298,869	11,776,528	4.23
ISRAEL	28,397	592,540	1,986.63	306,915	1,987,922	547.71
KUWAIT	623,522	434,772	-30.27	2,196,664	773,683	-64.78
JORDAN	338,931	486,399	43.51	865,336	1,439,045	66.30
LEBANON	218,097	382,838	75.54	363,674	530,478	45.87
YEMEN	185,944	220,042	18.34	508,755	510,227	0.29
OMAN	104,556	120,724	15.46	530,314	454,687	-14.26
SYRIA ARAB REPUBLIC	258,745	222,717	-13.92	454,100	429,680	-5.38
TURKEY	1,473,734	2,557,044	73.51	2,388,461	5,149,588	115.60
UNITED ARAB EMIRATES	6,788,548	4,785,138	-29.51	24,014,289	7,772,062	-67.64
QATAR	1,120,487	1,268,731	13.23	1,081,930	748,338	-30.83
BAHRAIN	464,444	557,672	20.07	237,332	338,587	42.66
CYPRUS	44,433	78,107	75.79	135,977	121,584	-10.58
EGYPT	1,504,024	1,780,296	18.37	2,561,218	5,299,841	106.93
LIBYAN ARAB JAMAHIRIYA	439,945	208,568	-52.59	1,323,718	573,808	-56.65
MOROCCO	810,525	136,791	-83.12	3,216,827	605,682	-81.17
TUNISIA	1,030,709	722,313	-29.92	3,439,498	1,966,659	-42.82
ALGERIA	1,594,986	1,730,732	8.51	3,834,996	6,894,310	79.77
SUDAN	177,961	534,103	200.12	1,037,657	2,147,787	106.98
ERITREA	0	38,700	-	0	47,300	-
NAMIBIA	4,985	69,049	1,285.14	3,450	22,767	559.91
ETHIOPIA	127,370	52,023	-59.16	475,254	57,331	-87.94
TANZANIA, UNITED REPUBLIC OF	268,599	200,438	-25.38	1,142,099	789,224	-30.90
MADAGASCAR	124,954	253,945	103.23	226,128	168,785	-25.36
KENYA	428,870	765,196	78.42	1,970,169	2,192,198	11.27
REUNION	298,368	97,823	-67.21	174,537	127,685	-26.84
MOZAMBIQUE	220,525	163,879	-25.69	96,019	161,399	68.09
BOTSWANA	20,098	0	-100.00	83,650	0	-100.00
EQUATORIAL GUINEA	42,711	6,118	-85.68	86,901	8,313	-90.43
TOGO	57,030	181,476	218.21	144,372	345,084	139.02
GHANA	1,908,147	2,913,165	52.67	4,486,122	5,879,216	31.05
LIBERIA	7,472	10,802	44.57	65,039	58,025	-10.78
GUINEA	166,439	253,072	52.05	427,716	491,880	15.00
ANGOLA	1,050,955	1,594,511	51.72	4,401,751	13,100,199	197.61
CONGO	40,032	65,281	63.07	21,956	155,581	608.60
CAMEROON	233,853	66,400	-71.61	996,822	159,597	-83.99
NIGERIA	2,440,558	3,116,689	27.70	5,100,941	6,214,713	21.83
SIERRA LEONE	3,977	4,951	24.49	20,107	31,384	56.08
GABON	22,352	10,948	-51.02	21,862	41,921	91.75
COTE D'IVOIRE	872,053	418,753	-51.98	402,998	1,269,984	215.13
SENEGAL	31,771	128,055	303.06	112,819	546,629	384.52
MAURITANIA	214,078	45,730	-78.64	808,850	214,158	-73.52
MALI	8,554	1,360	-84.10	35,931	11,262	-68.66
BENIN	156,658	431,541	175.47	332,203	488,342	47.00
BURKINA FASO	7,031	28,800	309.61	81,471	198,240	143.33
GUINEA BISSAU	0	1,963	-	0	9,766	-
GAMBIA	8,501	13,221	55.52	10,040	21,968	118.80
SEYCHELLES	39,609	123,935	212.90	26,079	237,345	810.10

TABEL 5. PERKEMBANGAN EKSPOR INDONESIA MENURUT KOMODITI DAN NEGARA TUJUAN

JENIS BARANG	BERAT BERSIH (KG)		PERUB %	NILAI FOB (US \$)		PERUB %
	JAN-MAR 2009	JAN-MAR 2010		JAN-MAR 2009	JAN-MAR 2010	
	(1)	(2)	(3)	(4)	(5)	(6)
UGANDA	17,966	139,044	673.93	111,790	389,533	248.45
NIGER	6,238	0	-100.00	48,737	0	-100.00
DJIBOUTI	18,508	42,322	128.67	80,877	149,546	84.91
SAO TOME AND PRINCIPE	704	2,187	210.65	250	3,100	1,140.00
SWAZILAND	28,730	23,563	-17.98	144,275	203,702	41.19
SOUTH AFRICA	1,575,983	2,019,721	28.16	3,125,877	6,016,004	92.46
ZAMBIA	10,955	2,155	-80.33	96,828	213,718	120.72
COMOROS	3,500	4,044	15.54	121,650	161,612	32.85
BURUNDI	39,957	23,106	-42.17	205,726	112,626	-45.25
MAURITIUS	87,698	179,741	104.95	202,480	391,071	93.14
RWANDA	0	47,870	-	0	211,551	-
VIRGIN ISLANDS (BRITISH)	111,226	210	-99.81	9,243	1,262	-86.35
AUSTRALIA	11,924,863	12,936,518	8.48	35,017,446	32,901,624	-6.04
NEW ZEALAND	1,616,238	1,979,661	22.49	3,564,222	2,048,353	-42.53
GUAM	6,398	12,883	101.36	5,302	39,395	643.02
NAURU	0	21,090	-	0	21,531	-
NEW CALEDONIA	86,133	117,653	36.59	166,152	130,775	-21.29
NORTHERN MARIANA ISLANDS	2,042	595	-70.86	5,259	2,099	-60.09
VANUATU	64,182	27,457	-57.22	232,414	19,379	-91.66
WALLIS AND FUTUNA ISLANDS	398	7,803	1,860.55	578	20,456	3,439.10
AMERICAN SAMOA	0	76	-	0	240	-
COOK ISLANDS	2,768	5,785	109.00	4,525	14,269	215.34
FIJI	184,296	6,068	-96.71	223,504	49,332	-77.93
KIRIBATI	139	0	-100.00	5,359	0	-100.00
SAMOA	17,759	1,835	-89.67	19,222	11,655	-39.37
SOLOMON ISLANDS	5,125	18,818	267.18	10,697	7,508	-29.81
TONGA	14,780	54,661	269.83	89,436	86,043	-3.79
TUVALU	1,588	0	-100.00	4,362	0	-100.00
EAST TIMOR	3,529,219	5,144,114	45.76	5,035,455	6,944,063	37.90
UNITED STATES	23,749,018	17,606,461	-25.86	109,718,033	143,032,933	30.36
CANADA	1,090,412	2,382,183	118.47	6,295,298	8,520,837	35.35
MEXICO	276,004	243,427	-11.80	1,793,962	1,741,847	-2.91
GUATEMALA	48,580	20,412	-57.98	139,754	95,681	-31.54
HONDURAS	33,034	53,405	61.67	111,201	182,602	64.21
NICARAGUA	0	63,947	-	0	15,720	-
PANAMA	2,006,015	89,001	-95.56	2,059,987	569,380	-72.36
SURINAME	15,411	11,850	-23.11	109,473	45,404	-58.52
CHILE	491,803	1,090,010	121.64	2,552,305	4,111,547	61.09
VENEZUELA	324,761	864,347	166.15	317,217	336,477	6.07
ARGENTINA	167,439	1,072,004	540.24	1,174,552	7,295,735	521.15
BRAZIL	622,714	1,186,492	90.54	5,120,027	5,818,492	13.64
COLOMBIA	144,255	641,694	344.83	286,659	1,889,200	559.04
BOLIVIA	19,632	10,103	-48.54	96,908	48,047	-50.42
URUGUAY	6,854	95,541	1,293.95	32,180	251,848	682.62
PARAGUAY	35,331	8,580	-75.72	161,473	34,866	-78.41
ECUADOR	438,250	194,191	-55.69	1,009,691	575,553	-43.00
PERU	501,289	1,393,695	178.02	1,524,270	3,987,269	161.59
GUYANA	16,692	16,964	1.63	69,032	7,917	-88.53
TRINIDAD AND TOBAGO	31,299	74,131	136.85	110,254	293,958	166.62
BAHAMAS	12	29,262	243,750.00	11	92,410	839,990.91
JAMAICA	6,910	6,252	-9.52	4,701	6,011	27.87
PUERTO RICO	44,538	30,993	-30.41	38,937	41,876	7.55
BELIZE	0	2,420	-	0	3,205	-
DOMINICAN REPUBLIC	105,901	85,797	-18.98	305,396	356,185	16.63
EL SALVADOR	55,536	44,948	-19.07	220,156	172,352	-21.71
COSTA RICA	146,671	109,939	-25.04	205,034	339,315	65.49
HAITI	13,224	0	-100.00	35,940	0	-100.00
BARBADOS	75,582	0	-100.00	29,496	0	-100.00
ANTIGUA AND BARBUDA	58	432	644.83	1,919	10,889	467.43
ANGUILLA	3,129	572	-81.72	11,860	1,814	-84.70
ARUBA	2,305	2,645	14.75	6,833	2,486	-63.62
BERMUDA	1,829	1,290	-29.47	5,818	8,235	41.54
CAPE VERDE	15,048	2,933	-80.51	18,582	13,401	-27.88
CAYMAN ISLANDS	36	2,025	5,525.00	1,909	4,971	160.40
DOMINICA	0	863	-	0	1,502	-
FRENCH GUIANA	3,066	2,523	-17.71	9,511	1,828	-80.78
FRENCH POLYNESIA	80,743	181,797	125.16	154,472	250,306	62.04
GREENLAND	0	3,190	-	0	41,882	-
MARTINIQUE	8,728	3,504	-59.85	25,903	10,339	-60.09
NETHERLANDS ANTILLES	39,649	54,044	36.31	23,115	41,556	79.78
SAINT LUCIA	199	685	244.22	6,191	11,795	90.52
GUADELOUPE	51,538	34,427	-33.20	47,594	51,072	7.31
SAINT KITTS AND NEVIS	326	25,057	7,586.20	7,138	69,865	878.78
UNITED KINGDOM	1,236,980	2,198,718	77.75	9,386,992	24,690,201	163.03
NETHERLANDS	30,963,399	25,390,338	-18.00	48,296,945	39,898,989	-17.39
FRANCE	3,058,805	4,789,555	56.58	8,905,802	11,549,059	29.68
GERMANY, FED. REP. OF	4,545,174	14,244,886	213.41	26,272,424	80,816,398	207.61
AUSTRIA	266,262	128,491	-51.74	3,536,589	1,641,684	-53.58

TABEL 5. PERKEMBANGAN EKSPOR INDONESIA MENURUT KOMODITI DAN NEGARA TUJUAN

JENIS BARANG	BERAT BERSIH (KG)		PERUB %	NILAI FOB (US \$)		PERUB %
	JAN-MAR 2009	JAN-MAR 2010		JAN-MAR 2009	JAN-MAR 2010	
(1)	(2)	(3)	(4)	(5)	(6)	(7)
BELGIUM	4,209,414	18,015,114	327.97	18,857,063	62,160,733	229.64
SWITZERLAND	72,820	124,602	71.11	550,784	769,537	39.72
LUXEMBOURG	34	58,053	170,644.12	17,596	185,832	956.10
MONACO	0	14,524	-	0	20,850	-
DENMARK	704,243	638,160	-9.38	3,825,426	3,517,371	-8.05
NORWAY	7,291,191	8,106,336	11.18	2,119,594	3,382,319	59.57
SWEDEN	347,803	516,403	48.48	2,239,062	2,853,776	27.45
FINLAND	493,031	582,034	18.05	4,507,922	5,981,102	32.68
IRELAND	9,543	9,882	3.55	151,279	275,285	81.97
ITALY	3,914,759	45,706,000	1,067.53	12,121,615	44,935,628	270.71
SPAIN	1,122,829	9,069,739	707.76	2,374,597	8,700,986	266.42
PORTUGAL	238,163	351,726	47.68	1,572,512	1,754,438	11.57
ICELAND	0	3,303	-	0	13,449	-
GREECE	1,569,928	817,464	-47.93	3,881,686	1,385,798	-64.30
DEMOCRATIC REPUBLIC OF THE	81,458	61,131	-24.95	115,204	125,463	8.91
HUNGARY	86,060	74,469	-13.47	373,202	378,881	1.52
POLAND	725,016	2,007,063	176.83	2,634,494	3,749,273	42.31
ROMANIA	25,707	51,885	101.83	159,087	194,623	22.34
BULGARIA	91,054	36,153	-60.29	431,347	149,223	-65.41
YUGOSLAVIA	33,389	5,189	-84.46	126,669	24,415	-80.73
ALBANIA	27,242	0	-100.00	102,318	0	-100.00
AZERBAIJAN	103	1,280	1,142.72	20,612	158,988	671.34
BELARUS	3,532	3,183	-9.88	55,756	54,214	-2.77
KAZAKHSTAN	591,244	14,693	-97.51	2,091,635	87,445	-95.82
KYRGYZSTAN	12,917	43,454	236.41	69,404	213,140	207.10
TAJIKISTAN	29,693	72,144	142.97	116,409	215,725	85.32
UKRAINE	53,833	28,047	-47.90	267,593	231,050	-13.66
UZBEKISTAN	0	85,749	-	0	324,325	-
LITHUANIA	1,023	33,081	3,133.72	19,176	81,753	326.33
LATVIA	10,736	65,354	508.74	214,907	172,026	-19.95
ESTONIA	52,380	181,026	245.60	17,737	63,938	260.48
GEORGIA	52,279	119	-99.77	13,681	357	-97.39
CROATIA	96,307	58,282	-39.48	240,359	105,663	-56.04
BOSNIA AND HERZEGOVINA	4,197	0	-100.00	49,032	0	-100.00
MALTA	52,907	9,483	-82.08	122,998	40,130	-67.37
SLOVAKIA	50,906	4,675	-90.82	1,948,143	291,631	-85.03
SLOVENIA	57,426	50,645	-11.81	91,257	85,836	-5.94
CZECH REPUBLIC	44,260	36,927	-16.57	185,906	204,495	10.00
REP. OF MACEDONIA	9,059	4,600	-49.22	31,186	18,345	-41.18
RUSSIA FEDERATION	407,487	825,742	102.64	1,264,238	2,360,461	86.71
BIJI TEMBAGA	641,142,507	701,684,630	9.44	1,056,521,899	1,716,580,047	62.47
JAPAN	274,974,460	218,590,570	-20.51	422,131,663	534,637,880	26.65
KOREA, REPUBLIC OF	55,125,607	89,174,719	61.77	97,141,569	212,575,042	118.83
TAIWAN	0	46,000	-	0	7,222	-
CHINA	36,321,457	30,263,495	-16.68	61,376,310	75,024,625	22.24
SINGAPORE	10,720,986	177,075	-98.35	12,290,993	11,316	-99.91
PHILIPPINES	71,999,998	22,000,000	-69.44	120,266,392	51,592,812	-57.10
INDIA	82,200,000	149,327,841	81.66	157,479,644	374,513,342	137.82
GERMANY, FED. REP. OF	0	21,978,630	-	0	46,791,800	-
SPAIN	109,799,999	170,126,300	54.94	185,835,328	421,426,008	126.77
BIJI NIKEL	1,362,028,320	3,990,109,799	192.95	40,581,960	119,914,373	195.49
JAPAN	307,137,200	501,615,000	63.32	14,880,440	32,632,056	119.29
CHINA	875,851,118	2,952,778,799	237.13	19,043,841	64,354,451	237.93
SINGAPORE	2	0	-100.00	2	0	-100.00
AUSTRALIA	0	263,760,000	-	0	4,729,741	-
UNITED KINGDOM	50,050,000	0	-100.00	2,142,122	0	-100.00
GREECE	47,720,000	35,035,000	-26.58	1,171,127	2,068,298	76.61
UKRAINE	81,270,000	236,921,000	191.52	3,344,428	16,129,827	382.29
BAUKSIT	2,143,610,645	5,172,297,781	141.29	33,347,860	92,360,548	176.96
JAPAN	49,000,000	0	-100.00	900,185	0	-100.00
HONG KONG	0	44,170,000	-	0	560,206	-
TAIWAN	33,000,000	0	-100.00	430,501	0	-100.00
CHINA	2,061,610,645	5,094,584,701	147.12	32,017,174	91,347,511	185.31
SWITZERLAND	0	33,543,080	-	0	452,831	-
BIJI TIMAH/TIN	700	0	-100.00	170	0	-100.00
HONG KONG	700	0	-100.00	170	0	-100.00
BATU BARA	34,718,825,809	82,346,415,735	137.18	2,225,759,751	4,702,062,900	111.26
JAPAN	5,294,960,802	10,258,411,208	93.74	401,899,368	687,106,360	70.96
HONG KONG	2,346,491,747	2,061,089,652	-12.16	142,993,747	136,533,682	-4.52
KOREA, DEMOCRATIC PEOPLE'S	0	100,585,483	-	0	6,114,888	-
KOREA, REPUBLIC OF	4,304,159,673	11,962,353,778	177.93	239,903,114	662,380,359	176.10
TAIWAN	3,208,336,849	6,181,693,247	92.68	275,437,943	401,429,777	45.74
CHINA	1,366,886,900	23,315,731,021	1,605.75	84,785,756	1,290,650,402	1,422.25

TABEL 5. PERKEMBANGAN EKSPOR INDONESIA MENURUT KOMODITI DAN NEGARA TUJUAN

JENIS BARANG	BERAT BERSIH (KG)		PERUB %	NILAI FOB (US \$)		PERUB %
	JAN-MAR 2009	JAN-MAR 2010		JAN-MAR 2009	JAN-MAR 2010	
(1)	(2)	(3)	(4)	(5)	(6)	(7)
THAILAND	1,761,709,898	3,251,620,231	84.57	89,924,642	163,764,876	82.11
SINGAPORE	8,634,007	127,002,158	1,370.95	235,887	5,140,708	2,079.31
PHILIPPINES	1,112,373,039	3,045,006,962	173.74	78,916,300	210,642,219	166.92
MALAYSIA	1,247,831,334	3,980,842,665	219.02	75,649,658	245,482,739	224.50
CAMBODIA	7,503,000	31,249,000	316.49	420,168	1,609,322	283.02
VIET NAM	113,759,000	173,262,034	52.31	7,448,830	9,753,216	30.94
INDIA	8,239,193,226	12,632,802,316	53.33	467,509,062	562,555,881	20.33
PAKISTAN	294,369,182	353,656,437	20.14	22,623,265	23,771,765	5.08
SRI LANKA	20,572,169	25,401,277	23.47	1,203,472	1,257,363	4.48
UNITED ARAB EMIRATES	12,972	0	-100.00	14,154	0	-100.00
AUSTRALIA	7	61	771.43	14	3	-78.57
NEW ZEALAND	184,865,000	142,630,000	-22.85	8,190,983	6,716,679	-18.00
AMERICAN SAMOA	0	5,233,063	-	0	191,007	-
UNITED STATES	672,384,000	1,269,928,539	88.87	39,119,487	59,535,610	52.19
MEXICO	63,123,000	0	-100.00	5,207,648	0	-100.00
CHILE	146,480,000	214,159,000	46.20	14,449,831	13,787,200	-4.59
UNITED KINGDOM	523,786,000	0	-100.00	38,456,520	0	-100.00
NETHERLANDS	1,037,079,004	670,286,000	-35.37	63,198,222	43,194,911	-31.65
GERMANY, FED. REP. OF	0	1,400	-	0	72	-
SWITZERLAND	54,593,000	116,435,203	113.28	3,319,253	7,506,168	126.14
ITALY	1,217,382,000	1,493,502,000	22.68	79,199,813	117,233,827	48.02
SPAIN	1,108,421,000	798,449,000	-27.97	66,983,689	38,907,113	-41.92
GREECE	31,501,000	34,998,000	11.10	1,197,038	1,732,401	44.72
CROATIA	135,566,000	0	-100.00	4,948,836	0	-100.00
SLOVENIA	216,852,000	100,086,000	-53.85	12,523,051	5,064,352	-59.56
GRANIT	1,214,487,855	493,050,680	-59.40	11,494,711	3,612,944	-68.57
JAPAN	142,133	122,492	-13.82	14,595	32,709	124.11
KOREA, REPUBLIC OF	0	22,280	-	0	12,856	-
SINGAPORE	1,214,209,396	492,643,025	-59.43	11,408,885	3,428,415	-69.95
MALAYSIA	34,020	93,127	173.74	5,242	14,034	167.72
AUSTRALIA	44,751	17,494	-60.91	13,909	9,074	-34.76
UNITED STATES	48,267	69,777	44.56	39,226	54,040	37.77
CANADA	0	23,610	-	0	12,520	-
FRANCE	0	58,875	-	0	49,296	-
SPAIN	3,142	0	-100.00	6,889	0	-100.00
POLAND	4,336	0	-100.00	3,125	0	-100.00
SLOVENIA	1,810	0	-100.00	2,840	0	-100.00
PASIR ALAM	22,745	4	-99.98	2,487	4	-99.84
JAPAN	1	0	-100.00	1	0	-100.00
PHILIPPINES	22,000	0	-100.00	2,442	0	-100.00
MALAYSIA	0	4	-	0	4	-
DENMARK	400	0	-100.00	4	0	-100.00
RUSSIA FEDERATION	344	0	-100.00	40	0	-100.00
HASIL TAMBANG LAIN	1,927,462,211	2,129,472,073	10.48	44,497,285	61,926,997	39.17
JAPAN	4,223,564	6,168,578	46.05	724,654	1,062,277	46.59
HONG KONG	500,000	114,685,652	22,837.13	74,935	1,722,234	2,198.30
KOREA, REPUBLIC OF	9,192,675	4,532,998	-50.69	834,116	494,908	-40.67
TAIWAN	5,405,246	7,564,735	39.95	612,967	1,057,620	72.54
CHINA	1,103,039,130	1,437,848,275	30.35	31,375,276	49,814,463	58.77
THAILAND	728,229	53,457,860	7,240.80	62,992	1,030,046	1,535.20
SINGAPORE	665,354,048	420,244,952	-36.84	6,542,728	3,174,711	-51.48
PHILIPPINES	259,927	392,309	50.93	65,837	55,893	-15.10
MALAYSIA	3,512,601	12,786,413	264.02	437,700	877,582	100.50
MYANMAR (FORM. BURMA)	42,000	0	-100.00	5,230	0	-100.00
CAMBODIA	442,800	539,521	21.84	29,620	38,740	30.79
VIET NAM	1,825,731	1,230,467	-32.60	218,707	110,782	-49.35
MALDIVES	206,269	0	-100.00	86,455	0	-100.00
INDIA	13,167,031	16,178,235	22.87	389,545	626,048	60.71
PAKISTAN	0	60,000	-	0	6,375	-
BANGLADESH	2,313,479	8,319,597	259.61	174,277	277,371	59.16
SRI LANKA	74,750	0	-100.00	7,920	0	-100.00
IRAN (ISLAMIC REPUBLIC OF)	100,000	0	-100.00	30,000	0	-100.00
SAUDI ARABIA	66,000	21,998	-66.67	6,600	6,594	-0.09
ISRAEL	0	10,000	-	0	2,000	-
KUWAIT	20,000	0	-100.00	5,500	0	-100.00
TURKEY	1,000	26,400	2,540.00	70	2,112	2,917.14
UNITED ARAB EMIRATES	110,507,744	41,065,744	-62.84	1,670,284	854,025	-48.87
BAHRAIN	0	37,998	-	0	12,566	-
CYPRUS	11,552	45,000	289.54	3,114	3,600	15.61
SUDAN	0	5,000	-	0	1,000	-
REUNION	585	0	-100.00	333	0	-100.00
NIGERIA	165	0	-100.00	308	0	-100.00
GAMBIA	0	3,138	-	0	464	-
SOUTH AFRICA	108,849	22,700	-79.15	8,803	1,622	-81.57
AUSTRALIA	5,529,587	3,257,732	-41.09	694,643	435,083	-37.37

TABEL 5. PERKEMBANGAN EKSPOR INDONESIA MENURUT KOMODITI DAN NEGARA TUJUAN

JENIS BARANG	BERAT BERSIH (KG)		PERUB	NILAI FOB (US \$)		PERUB
	JAN-MAR 2009	JAN-MAR 2010	%	JAN-MAR 2009	JAN-MAR 2010	%
	(1)	(2)	(3)	(4)	(5)	(6)
NEW ZEALAND	1,997	0	-100.00	1,118	0	-100.00
NEW CALEDONIA	742	133	-82.08	644	447	-30.59
FIJI	1,200	0	-100.00	675	0	-100.00
EAST TIMOR	249,600	10,065	-95.97	148,093	7,380	-95.02
UNITED STATES	177,510	165,319	-6.87	137,770	56,367	-59.09
BRAZIL	17,498	0	-100.00	7,973	0	-100.00
ANGUILLA	506	0	-100.00	2,067	0	-100.00
FRENCH POLYNESIA	0	5,490	-	0	14,408	-
NETHERLANDS ANTILLES	168	0	-100.00	201	0	-100.00
UNITED KINGDOM	19,087	85,528	348.10	10,750	23,442	118.07
NETHERLANDS	30,860	147,539	378.09	21,938	38,799	76.86
FRANCE	25,962	52,151	100.87	16,707	9,352	-44.02
GERMANY, FED. REP. OF	271,343	66,570	-75.47	51,847	40,682	-21.53
AUSTRIA	51	0	-100.00	126	0	-100.00
BELGIUM	2,901	24,839	756.22	16,880	2,916	-82.73
SWITZERLAND	0	100,000	-	0	6,700	-
DENMARK	5,600	0	-100.00	56	0	-100.00
NORWAY	19,938	0	-100.00	12,540	0	-100.00
SWEDEN	0	559	-	0	262	-
FINLAND	0	114,000	-	0	9,120	-
ITALY	42	58,924	140,195.24	150	14,185	9,356.67
SPAIN	789	84,058	10,553.74	1,065	19,670	1,746.95
GREECE	0	48,000	-	0	11,831	-
POLAND	2,827	0	-100.00	3,489	0	-100.00
SLOVENIA	284	3,596	1,166.20	542	3,320	512.55
RUSSIA FEDERATION	344	0	-100.00	40	0	-100.00
BARANG-BARANG SENI	574,559	505,804	-11.97	3,032,371	2,188,601	-27.83
JAPAN	49,659	14,027	-71.75	102,159	43,102	-57.81
HONG KONG	2,089	1,103	-47.20	36,391	15,958	-56.15
KOREA, REPUBLIC OF	214	3,734	1,644.86	3,126	4,551	45.59
TAIWAN	2,372	916	-61.38	305,112	2,477	-99.19
CHINA	805	8,054	900.50	17,304	11,598	-32.98
PAPUA NEW GUINEA	157	0	-100.00	142	0	-100.00
THAILAND	171	405	136.84	597	2,213	270.69
SINGAPORE	19,032	56,108	194.81	1,013,553	549,557	-45.78
PHILIPPINES	992	2,359	137.80	1,327	2,582	94.57
MALAYSIA	15,721	30,419	93.49	28,143	40,116	42.54
MYANMAR (FORM. BURMA)	0	250	-	0	96	-
BRUNEI DARUSSALAM	528	0	-100.00	80	0	-100.00
MALDIVES	157	36	-77.07	3,004	282	-90.61
INDIA	1,590	717	-54.91	2,499	10,743	329.89
SRI LANKA	588	0	-100.00	138	0	-100.00
IRAN (ISLAMIC REPUBLIC OF)	1,869	943	-49.55	17,947	7,571	-57.81
SAUDI ARABIA	2,287	91	-96.02	6,909	81	-98.83
KUWAIT	367	25	-93.19	850	91	-89.29
LEBANON	0	303	-	0	422	-
OMAN	77	0	-100.00	510	0	-100.00
TURKEY	29,659	33,968	14.53	55,624	46,345	-16.68
UNITED ARAB EMIRATES	383	2,214	478.07	2,310	6,152	166.32
QATAR	0	202	-	0	510	-
BAHRAIN	60	1,067	1,678.33	128	16,098	12,476.56
CYPRUS	0	6	-	0	157	-
EGYPT	1,346	0	-100.00	23,090	0	-100.00
MOROCCO	347	0	-100.00	752	0	-100.00
TUNISIA	502	0	-100.00	6,117	0	-100.00
MADAGASCAR	565	268	-52.57	1,158	1,388	19.86
REUNION	4,768	813	-82.95	7,726	1,728	-77.63
MOZAMBIQUE	3,500	327	-90.66	9,525	588	-93.83
NIGERIA	3	0	-100.00	18	0	-100.00
GABON	560	408	-27.14	1,149	893	-22.28
SEYCHELLES	0	31	-	0	43	-
DJIBOUTI	0	7	-	0	37	-
SOUTH AFRICA	1,782	4,163	133.61	2,910	7,536	158.97
MAURITIUS	1,008	15,558	1,443.45	7,960	20,807	161.39
VIRGIN ISLANDS (BRITISH)	32	112	250.00	216	528	144.44
AUSTRALIA	32,148	46,964	46.09	57,541	109,362	90.06
NEW ZEALAND	886	1,229	38.71	2,175	1,410	-35.17
GUAM	212	2,559	1,107.08	238	6,466	2,616.81
NEW CALEDONIA	6,114	1,516	-75.20	9,531	3,817	-59.95
VANUATU	20	814	3,970.00	32	538	1,581.25
WALLIS AND FUTUNA ISLANDS	0	338	-	0	436	-
COOK ISLANDS	0	23	-	0	412	-
EAST TIMOR	187	95	-49.20	210	59	-71.90
UNITED STATES	111,011	35,392	-68.12	269,079	483,257	79.60
CANADA	14,545	3,923	-73.03	39,708	19,325	-51.33
MEXICO	183	2,585	1,312.57	346	6,119	1,668.50
NICARAGUA	0	112	-	0	246	-

TABEL 5. PERKEMBANGAN EKSPOR INDONESIA MENURUT KOMODITI DAN NEGARA TUJUAN

JENIS BARANG	BERAT BERSIH (KG)		PERUB %	NILAI FOB (US \$)		PERUB %
	JAN-MAR 2009	JAN-MAR 2010		JAN-MAR 2009	JAN-MAR 2010	
	(1)	(2)	(3)	(4)	(5)	(6)
CHILE	188	1,802	858.51	200	2,306	1,053.00
VENEZUELA	0	731	-	0	1,454	-
BRAZIL	610	858	40.66	39,017	1,543	-96.05
COLOMBIA	2,080	1,055	-49.28	3,057	1,418	-53.61
URUGUAY	0	148	-	0	165	-
PERU	1,209	0	-100.00	563	0	-100.00
BAHAMAS	0	1,254	-	0	978	-
PUERTO RICO	0	17	-	0	206	-
DOMINICAN REPUBLIC	72	0	-100.00	139	0	-100.00
COSTA RICA	5	31	520.00	22	38	72.73
HAITI	2,341	0	-100.00	4,469	0	-100.00
CAYMAN ISLANDS	0	162	-	0	176	-
FRENCH POLYNESIA	5,664	313	-94.47	5,368	1,451	-72.97
MARTINIQUE	1,031	1,036	0.48	1,486	1,951	31.29
NETHERLANDS ANTILLES	155	47	-69.68	1,781	26	-98.54
SAINT LUCIA	0	182	-	0	887	-
GUADELOUPE	656	2,098	219.82	1,064	5,417	409.12
UNITED KINGDOM	7,865	1,652	-79.00	161,897	3,138	-98.06
NETHERLANDS	55,936	44,851	-19.82	160,244	162,176	1.21
FRANCE	41,614	46,829	12.53	169,187	170,103	0.54
GERMANY, FED. REP. OF	22,872	10,279	-55.06	63,092	35,158	-44.28
AUSTRIA	707	777	9.90	1,821	1,305	-28.34
BELGIUM	16,106	15,493	-3.81	50,536	29,063	-42.49
SWITZERLAND	879	1,449	64.85	3,512	2,317	-34.03
DENMARK	2,361	102	-95.68	8,938	116	-98.70
NORWAY	119	196	64.71	1,859	1,405	-24.42
SWEDEN	45	806	1,691.11	64	2,521	3,839.06
FINLAND	92	3	-96.74	4	25	525.00
IRELAND	6	991	16,416.67	15	535	3,466.67
ITALY	50,777	54,227	6.79	136,353	185,298	35.90
SPAIN	36,486	36,649	0.45	116,153	139,052	19.71
PORTUGAL	2,910	303	-89.59	1,761	986	-44.01
GREECE	3,022	4,686	55.06	6,696	3,310	-50.57
DEMOCRATIC REPUBLIC OF THE	193	0	-100.00	614	0	-100.00
HUNGARY	1,504	611	-59.38	2,883	1,152	-60.04
POLAND	13	67	415.38	32	1,382	4,218.75
ROMANIA	0	390	-	0	999	-
UKRAINE	1,178	0	-100.00	1,740	0	-100.00
LITHUANIA	162	0	-100.00	451	0	-100.00
LATVIA	6,000	0	-100.00	45,181	0	-100.00
CROATIA	704	688	-2.27	3,720	3,107	-16.48
MALTA	10	0	-100.00	130	0	-100.00
SLOVAKIA	0	48	-	0	78	-
SLOVENIA	0	756	-	0	1,321	-
CZECH REPUBLIC	126	0	-100.00	464	0	-100.00
RUSSIA FEDERATION	365	33	-90.96	524	341	-34.92
LAINNYA	226	486	115.04	677	4,915	626.00
CHINA	226	486	115.04	677	4,915	626.00
TOTAL EKSPOR	65,275,431,301	120,898,931,263	85.21	23,029,154,790	35,536,683,440	54.31