

## KATA PENGANTAR

Publikasi Statistik Impor April merupakan kelanjutan dari publikasi sebelumnya yang diterbitkan secara bulanan oleh Badan Pusat Statistik (BPS). Publikasi ini berisi data yang merupakan hasil pengolahan dokumen, baik yang berupa soft copy maupun hard copy. Data yang disajikan dalam publikasi ini, mencakup :

- A. Impor menurut Golongan Barang HS, Golongan Barang SITC, Komoditi (HS), Negara Asal, Pelabuhan Impor, Negara Asal dan Lima Golongan Barang Utama SITC 3 digit, Komoditi tertentu dan Negara Asal Utama
- B. Impor Kawasan Berikat menurut Golongan Barang HS 2 digit, Golongan Barang SITC, Negara Asal, Provinsi dan Pelabuhan Impor

Ucapan terima kasih dan penghargaan yang setinggi-tingginya disampaikan kepada seluruh aparat Bea dan Cukai serta Bank Indonesia yang telah secara teratur dan berkesinambungan mengirimkan dokumen PIB, juga kepada PT. Pertamina yang telah memberikan data impor minyak dan gas secara rutin. Selanjutnya, kepada semua pihak yang telah banyak membantu Badan Pusat Statistik sehingga memungkinkan diterbitkannya publikasi ini, juga disampaikan terima kasih.

Akhirnya, kami mengharapkan semoga publikasi ini dapat bermanfaat bagi pemakai.

Jakarta, Juli 2010  
Badan Pusat Statistik  
Kepala,

**Dr. RUSMAN HERIAWAN**  
NIP. 340003999

## FOREWORD

The monthly publication of import statistics, is a sequential issue from the preceding publication which developed by The BPS-Statistics Indonesia. This Publication contains the data of imports document on both softcopy and hardcopy. The data in this publication covered:

- A. Import by HS Commodity Groups, SITC Commodity Groups, Commodity (HS), Country of Origin, Port of Importation, Country of Origin and Five Major SITC Commodity Group, Certain Commodities import by Main Country of Origin
- B. Bonded Zone import by Commodity 2 Digits HS, by SITC Commodity Group, Country of Origin, by Province and port of Importation

Deeply gratitude and the highest appreciation are due to the Custom Officers and Bank of Indonesia of their contribution of regularly in sending documents, and also to PT. Pertamina for the best cooperation in supporting data of oil and gas so that BPS published this edition successfully.

Finally, it is hoped that this publication would be useful for users.

Jakarta, July 2010  
BPS-Statistics Indonesia

**Dr. RUSMAN HERIAWAN**  
Director General

## PENJELASAN

### 1. DAERAH PENCATATAN

Daerah pencatatan statistik dalam publikasi ini meliputi seluruh wilayah Republik Indonesia.

### 2. SUMBER DOKUMEN

Statistik dikumpulkan berdasarkan dokumen impor (Pemberitahuan Impor Barang (PIB - BC 2.0) dan Pemberitahuan Pengangkutan Barang Impor (PPBI – BC 2.3) yang diisi oleh importir. Dokumen PIB - BC 2.0 dan PPBI - BC 2.3 diterima dari Bea dan Cukai dan berlaku sejak April 1997 berdasarkan Surat Keputusan Menteri Keuangan nomor 101/KMK.05/1997 tanggal 10 Maret 1997.

### 3. SISTEM PERDAGANGAN

Sistem pencatatan Statistik Perdagangan Luar Negeri mempergunakan Sistem Perdagangan Umum (*the General Trade System*) atau dengan Sistem Perdagangan Khusus (*the Special Trade System*). Dalam Sistem Perdagangan Umum, Kawasan Berikat dianggap sebagai "dalam negeri", sedangkan dalam Sistem Perdagangan Khusus, dianggap sebagai "luar negeri". Sejak Januari 2008, sistem pencatatan Statistik Impor menggunakan Sistem Perdagangan Umum.

### 4. RUANG LINGKUP

Pencatatan Statistik Impor meliputi seluruh barang-barang yang masuk ke wilayah Indonesia.

### 5. KASUS KHUSUS

Sebagian impor kapal laut dan pesawat beserta suku cadangnya termasuk dalam Statistik Impor.

Barang-barang luar negeri yang diolah atau diperbaiki didalam negeri tetap dicatat sebagai barang impor, meskipun setelah barang tersebut selesai diproses akan kembali ke luar negeri (*re-ekspor*).

Barang-barang di bawah ini tidak termasuk di dalam Statistik Impor:

- a. Pakaian dan barang-barang perhiasan penumpang.
- b. Barang-barang penumpang untuk dipakai sendiri, kecuali lemari es, pesawat TV dan sebagainya.
- c. Barang-barang yang diimpor untuk keperluan perwakilan (kedutaan) suatu negara.
- d. Barang-barang untuk ekspedisi dan ekshibisi/pameran.
- e. Sebagian barang-barang yang langsung diimpor oleh angkatan bersenjata.
- f. Pembungkus/peti kemas.
- g. Uang dan surat-surat berharga.
- h. Barang-barang sebagai contoh.

## **6. SISTEM PENGOLAHAN**

Data dalam publikasi ini mencakup dokumen PIB selama April 2010 yang diterima oleh Badan Pusat Statistik sampai akhir Mei 2010. Sistem pengolahan menggunakan *Carry Over*. Dengan metode ini dokumen-dokumen dari Bea dan Cukai ditunggu selama satu bulan setelah bulan berjalan. Dokumen-dokumen yang datang terlambat akan dimasukkan dalam bulan pengolahan berikutnya.

## **7. KLASIFIKASI JENIS BARANG**

Penggolongan barang yang digunakan di dalam statistik impor adalah klasifikasi Barang Impor yang berdasarkan pada Buku Tarif Bea Masuk Indonesia 2007 (BTBMI 2007) yang mengacu pada amandemen keempat dari World Customs Organization (WCO) sebagai lembaga Internasional yang menyusun klasifikasi Harmonized System (HS). Disamping menggunakan HS sebagai klasifikasi jenis barang, juga digunakan Standard International Trade Classification (SITC) Revisi 4.

## **8. PERIODE REFERENSI**

Periode penentuan impor adalah tanggal penyelesaian dokumen oleh pejabat-pejabat Bea dan Cukai yang terdapat dalam dokumen impor.

## **9. NILAI BARANG**

Nilai barang dinyatakan dalam nilai CIF (US\$) dan nilai Kurs April 2010 yang digunakan adalah US\$ 1 = Rp. 9.174,-

## **10. SATUAN BARANG**

Berat barang impor adalah berat bersih dan dinyatakan dalam Kg.

## **11. NEGARA ASAL**

Negara asal adalah negara dimana barang-barang tersebut dihasilkan yang dokumennya setelah diperiksa oleh pejabat Bea dan Cukai dan dinyatakan sesuai dengan peraturan yang berlaku.

## EXPLANATORY NOTES

### 1. AREA RECORDINGS

The statistical recording area in this publication covers the entire territory of the Republic of Indonesia.

### 2. SOURCE OF DOCUMENTS

Statistics are compiled based on Import Declaration Form (Pemberitahuan Impor Barang (PIB-BC 2.0) or Pemberitahuan Pengangkutan Barang Impor (PPBI-BC 2.3)) of Import documents that are filled by importers. The PIB documents received from Customs and Excise, prevailing on April 1, 1997, based on Minister of Finance Decree No. 101/KMK.05/1997, March 10, 1997.

### 3. TRADE SYSTEM

The systems of recording Foreign Trade Statistics apply the General Trade System or the Special Trade System. In the General Trade System, the Bonded Zone is regarded as "*Domestic*", while in the Special Trade System; the Bonded Zone is regarded as "*Abroad*". Since January 2008, the systems of recording import Statistics have applied the General Trade System.

### 4. COVERAGE

The recording Import Statistics covers all goods entering the Indonesian territory.

### 5. PARTICULAR CASES

**5.1** Part of importation of sea vessels and airplanes and their spare parts are included in the Import Statistics.

**5.2** Overseas goods which are processed or modified in Indonesian Country are recorded as importation, although after the goods finish process will return to abroad (re-exports).

**5.3** The goods here under are not included in the Import Statistics:

- a. Clothes and jewelry of passengers.
- b. Luggage of passengers of own use, except refrigerators, television sets, etc.
- c. Goods imported for the use of foreign countries representations (embassies).
- d. Goods for expeditions and exhibition shows.
- e. A part of the goods directly imported by armed forces.
- f. Packing's containers to be refilled.
- g. Bank notes and securities.
- h. Sample goods.

## **6. PROCESSING SYSTEM**

The data in this publication covers documents of April 2010 were received by the BPS to the end of May, 2010. The documents are processed using a carry over system. The deadline for the acceptance of documents of a certain month is one month after the reference period, which means the end of the following month. The documents accepted after the deadline is considered as the document of the following month.

## **7. COMMODITY CLASSIFICATION**

The classification of goods in this publication applies the 2007 Indonesia's Tariff Classification, based on fourth amendment from World Customs Organization (WCO) as an International Organization who arranged the Classification of Harmonized System (HS). Besides applying the HS, the Standard International Trade Classification (SITC) Revised 4 is also applied in the classification of goods.

## **8. REFERENCE PERIOD**

The period of import determination is the date of settlement/completion by the Customs and Excise Officials as stated in the Import documents.

## **9. COMMODITY VALUATION**

The values recorded, are the CIF value (US\$). The exchange rate use for April 2010, US\$ 1 = Rp. 9.174,-

## **10. UNIT OF COMMODITY**

The net weight imported of goods are present to Kg.

## **11. COUNTRY OF ORIGIN**

Country of origin is the country in which the goods have been produced, after being verified by Customs and Excise Officials, pursuant to the prevailing regulations

## DAFTAR ISI/CONTENTS

		Halaman/Page
KATA PENGANTAR/FOREWORD .....		iii-iv
PENJELASAN/EXPLANATORY NOTES .....		v-viii
DAFTAR ISI/CONTENTS .....		Ix
RINGKASAN/SUMMARY .....		xi-xix
Tabel/Table	I-1. Import Menurut Golongan Barang HS/ <i>Import by HS Commodity Groups</i> A. Menurut 21 Golongan Barang HS/ <i>By 21 HS Commodity Groups</i> .....	1
	B. Menurut Golongan Barang 2 Dijiit HS/ <i>By Commodity Groups 2 Digit Code HS</i> .....	2
	C. Menurut 40 Golongan Barang HS Terbesar/ <i>By 40 Biggest Commodities 10 Digit HS Code</i> .....	3
Tabel/Table	I-2. Impor Menurut Golongan Barang SITC/ <i>Import by SITC Commodity Groups</i> .....	4-8
Tabel/Table	I-3. Impor Menurut Komoditi (HS)/ <i>Import by Commodity (HS)</i> .....	9-105
Tabel/Table	I-4. Impor Menurut Negara Asal/ <i>Import by Country of Origin</i> .....	106-108
Tabel/Table	I-5. Impor Menurut Pelabuhan Impor/ <i>Import by Port of Importation</i> .....	109-111
Tabel/Table	I-6. Impor Menurut Negara Asal dan Lima Golongan Barang (SITC) Utama/ <i>Import by Country of Origin and Five Major SITC Commodity Group</i> .....	112-142
Tabel/Table	I-7. Impor Komoditi Tertentu Menurut Negara Asal Utama/ <i>Certain Commodities Import by Main Country of Origin</i> .....	143-147
Tabel/Table	K1. Import Kawasan Berikat Menurut Golongan Barang 2 Dijiit HS/ <i>Bonded Zone Import by Commodity 2 Digits HS</i> .....	148-149
Tabel/Table	K2. Impor Kawasan Berikat Menurut Golongan Barang SITC/ <i>Bonded Zone Import by SITC Commodity Group</i> .....	150-155
Tabel/Table	K3. Impor Kawasan Berikat Menurut Negara Asal/ <i>Bonded Zone Import by Country of Origin</i> .....	156-158
Tabel/Table	K4. Impor Kawasan Berikat Menurut Provinsi dan Pelabuhan Impor/ <i>Bonded Zone Import by Province and Port of Importation</i> .....	159

## RINGKASAN

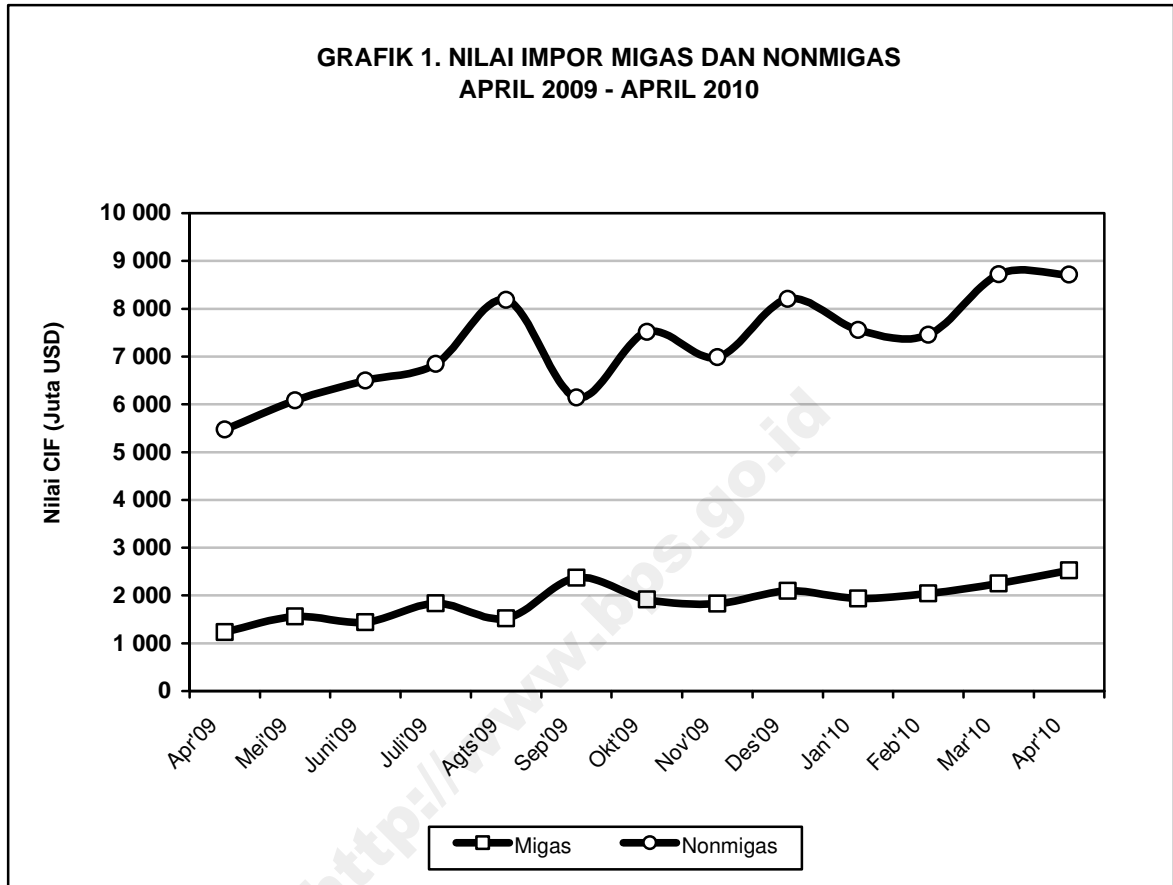
Pada April 2010 nilai impor mencapai USD11.235,8 juta yang terdiri dari impor melalui Kawasan Berikat sebesar USD1.692,6 juta (15,06 persen) dan di Luar Kawasan Berikat sebesar USD9.543,2 juta (84,94 persen). Nilai impor migas Indonesia mencapai USD2.523,0 juta atau 22,46 persen dari total impor Indonesia. Sedangkan nilai impor nonmigas mencapai USD8.712,8 juta dan memberikan peranan sebesar 77,54 persen terhadap total impor Indonesia.

**TABEL 1. IMPOR MIGAS DAN NONMIGAS  
APRIL 2009 – APRIL 2010**

Tahun/Bulan	Migas		Nonmigas		Total		
	Indonesia	Kawasan Berikat	Indonesia	Kawasan Berikat	Indonesia	Kawasan Berikat	
<b>Nilai CIF (Juta USD)</b>							
<b>2009</b>	April	1 232,3	1,6	5 474,5	1 246,4	6 706,8	1 248,0
	Mei	1 560,1	4,2	6 081,2	1 398,9	7 641,3	1 403,1
	Juni	1 441,8	3,9	6 493,7	1 502,6	7 935,5	1 506,5
	Juli	1 836,8	12,6	6 846,5	1 585,4	8 683,3	1 598,0
	Agustus	1 519,9	6,4	8 187,4	1 310,2	9 707,3	1 316,6
	September	2 371,3	1,5	6 145,3	1 440,3	8 516,6	1 441,8
	Oktober	1 916,2	6,5	7 513,9	1 458,7	9 430,1	1 465,2
	November	1 830,9	4,0	6 983,8	1 563,1	8 814,7	1 567,1
	Desember	2 095,5	6,3	8 204,4	1 543,5	10 299,9	1 549,8
<b>2010</b>	Januari	1 936,9	0,9	7 553,6	1 542,2	9 490,5	1 543,1
	Februari	2 045,5	14,1	7 452,6	1 599,3	9 498,1	1 613,4
	Maret	2 252,0	13,7	8 720,6	1 730,8	10 972,6	1 744,5
	April	2 523,0	1,6	8 712,8	1 691,0	11 235,8	1 692,6
<b>Peranan Terhadap Total Impor (%)</b>							
<b>2009</b>	April	18,37	0,13	81,63	99,87	100,00	100,00
	Mei	20,42	0,30	79,58	99,70	100,00	100,00
	Juni	18,17	0,26	81,83	99,74	100,00	100,00
	Juli	21,15	0,79	78,85	99,21	100,00	100,00
	Agustus	15,66	0,49	84,34	99,51	100,00	100,00
	September	27,84	0,10	72,16	99,90	100,00	100,00
	Oktober	20,32	0,44	79,68	99,56	100,00	100,00
	November	20,77	0,26	79,23	99,74	100,00	100,00
	Desember	20,34	0,41	79,66	99,59	100,00	100,00
<b>2010</b>	Januari	20,41	0,06	79,59	99,94	100,00	100,00
	Februari	21,54	0,87	78,46	99,13	100,00	100,00
	Maret	20,52	0,79	79,48	99,21	100,00	100,00
	April	22,46	0,09	77,54	99,91	100,00	100,00



Dari total nilai impor migas Indonesia, impor melalui Kawasan Berikat hanya sebesar USD1,6 juta atau 0,06 persen, sedangkan sisanya sebanyak USD2.521,4 juta (99,94 persen) di Luar Kawasan Berikat. Sementara itu, nilai impor nonmigas di Luar Kawasan Berikat mencapai USD7.021,8 juta atau 80,59 persen dan yang melalui Kawasan Berikat sebesar USD1.691,0 juta (19,41 persen).



Dilihat dari peranannya, selama tiga belas bulan terakhir impor migas memberikan kontribusi rata-rata 20,80 persen per bulan dan impor nonmigas sebesar 79,20 persen per bulan. Sementara itu, pada April 2010 peranan impor migas mencapai 22,46 persen yang berarti angka tersebut berada di atas rata-rata. Sebaliknya peranan impor nonmigas berada di bawah rata-rata yaitu 77,54 persen.

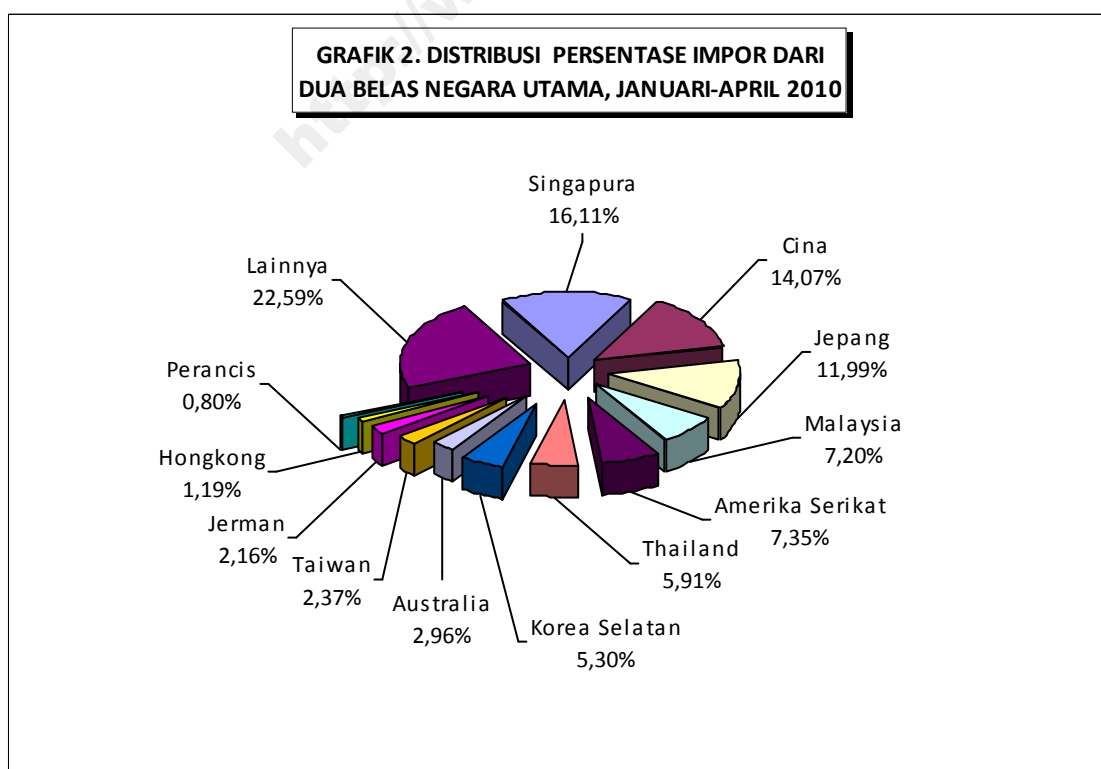
Dengan diterapkannya Sistem Perdagangan Umum (General Trade System) dalam pencatatan statistik impor, secara keseluruhan nilai impor barang yang tercatat mengalami kenaikan yang nyata (signifikan).

**TABEL 2. PERKEMBANGAN IMPOR MIGAS DAN NONMIGAS  
JANUARI-APRIL, 2006-2010**

Bulan/ Tahun	Nilai (Juta USD)			Peranan (%)			
	Migas	Nonmigas	Total	Migas	Nonmigas	Total	
<b>Jan-Apr :</b>							
<b>SPK :</b>	2006	5 135,6	12 971,1	18 106,7	28,36	71,64	100,00
	2007	5 818,7	15 418,2	21 236,9	27,40	72,60	100,00
<b>SPU :</b>	2008	9 846,2	31 528,1	41 374,3	23,80	76,20	100,00
	2009	4 408,3	21 392,2	25 800,5	17,09	82,91	100,00
	2010	8 757,4	32 439,6	41 197,0	21,26	78,74	100,00

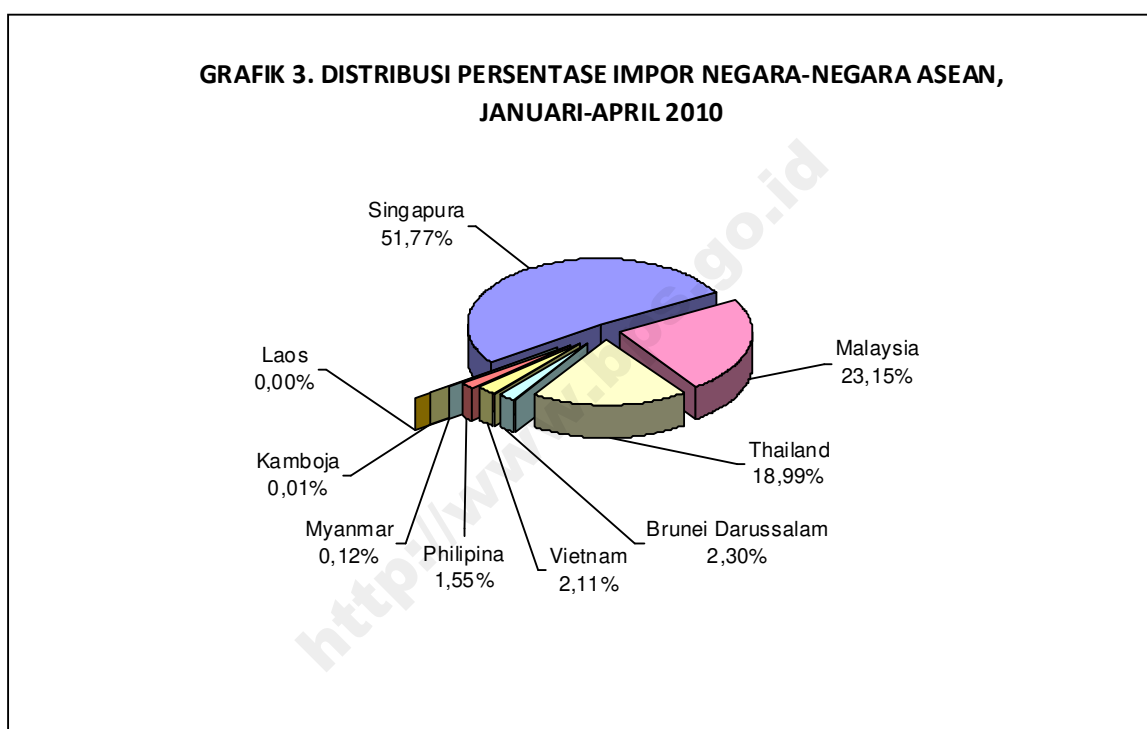
Keterangan : SPK = Sistem Perdagangan Khusus  
SPU = Sistem Perdagangan Umum

Impor migas Januari-April 2010 sebesar USD8.757,4 juta atau meningkat 98,66 persen jika dibandingkan impor migas periode yang sama tahun sebelumnya. Demikian halnya dengan impor nonmigas Januari-April 2010 yaitu sebesar USD32.439,6 juta atau meningkat sebesar 51,64 persen dibanding impor nonmigas Januari-April 2009 yang sebesar USD21.392,2 juta. Dilihat dari nilainya, selama Januari-April periode 2006-2010 di dominasi oleh impor nonmigas dengan rata-rata peranan sebesar 78,74 persen per tahun. Dengan demikian dapat disimpulkan bahwa perekonomian Indonesia selama ini masih bertumpu pada sektor nonmigas.



Dari keseluruhan nilai impor pada Januari-April 2010, 77,41 persen berasal dari dua belas negara utama. Singapura menempati posisi pertama, yaitu 16,11 persen dari total impor Indonesia, diikuti oleh Cina (14,07 persen), Jepang (11,99 persen), Malaysia (7,20 persen), Amerika Serikat (7,35 persen), Thailand (5,91 persen), Korea Selatan (5,30 persen), Australia (2,96 persen), Taiwan (2,37 persen), Jerman (2,16 persen), Hongkong (1,19 persen), dan Perancis (0,80 persen).

Impor terbesar pada Januari-April 2010 berasal dari kelompok sembilan negara APEC Lainnya yakni mencapai 38,70 persen atau sebesar USD15.942,3 juta. Kelompok negara ASEAN berada di urutan berikutnya dengan peranan sebesar 31,11 persen (USD12.816,2 juta), kemudian diikuti kelompok negara NAFTA sebesar 8,30 persen (USD3.417,3 juta), kelompok negara Uni Eropa 7,01 persen (USD2.889,3 juta), dan kelompok negara lainnya menyumbang 14,88 persen (USD6.132,0 juta).



Jika dilihat impor Indonesia dari kelompok ASEAN, selama Januari-April 2010 peranan impor yang paling tinggi adalah dari *Singapura* dengan peranan sebesar 51,77 persen dari total impor ASEAN. *Malaysia* menempati urutan kedua sebesar 23,15 persen, diikuti oleh *Thailand* (18,99 persen), *Brunei Darussalam* (2,30 persen), *Vietnam* (2,11 persen), *Philipina* (1,55 persen), sementara peranan impor dari *Myanmar*, *Kamboja* dan *Laos* masih di bawah satu persen.

Dari kelompok negara Uni Eropa, selama Januari-April 2010 peranan impor yang paling tinggi adalah dari *Jerman* dengan peranan sebesar 30,87 persen dari total impor Uni Eropa. *Perancis* menempati urutan kedua dengan peranan 11,34 persen, diikuti oleh *Inggris* (10,01 persen), *Italia* (9,92 persen), dan *Belanda* (8,37 persen).

**TABEL 3. NILAI DAN PERANAN IMPOR  
DARI KELOMPOK NEGARA ASEAN, NAFTA, DAN UNI EROPA  
JANUARI-APRIL, 2009 DAN 2010**

KELOMPOK NEGARA	Januari-April 2009		Januari-April 2010		Perubahan Jan-Apr'10 thd Jan-Apr'09 (%)
	Nilai (Juta USD)	Peranan (%)	Nilai (Juta USD)	Peranan (%)	
<b>APEC</b>					
<b>ASEAN</b>	<b>7 017,5</b>	<b>27,20</b>	<b>12 816,2</b>	<b>31,11</b>	<b>82,63</b>
Thailand	1 178,1	4,57	2 434,3	5,91	106,63
Singapura	4 103,2	15,90	6 635,3	16,11	61,71
Philipina	117,2	0,45	198,3	0,48	69,20
Malaysia	1 273,3	4,93	2 967,2	7,20	133,03
Myanmar	15,6	0,06	15,5	0,04	-0,64
Kamboja	1,4	0,01	1,1	0,00	-21,43
Brunei Darussalam	156,6	0,61	294,1	0,71	87,80
Laos	0,2	0,00	0,2	0,00	0,00
Vietnam	171,9	0,67	270,2	0,66	57,18
<b>NAFTA</b>	<b>2 335,6</b>	<b>9,05</b>	<b>3 417,3</b>	<b>8,30</b>	<b>46,31</b>
Amerika Serikat	2 057,1	7,97	3 029,1	7,35	47,25
Kanada	243,5	0,94	323,8	0,79	32,98
Meksiko	35,0	0,14	64,4	0,16	84,00
<b>NEGARA APEC LAINNYA</b>	<b>10 233,7</b>	<b>39,67</b>	<b>15 942,3</b>	<b>38,70</b>	<b>55,78</b>
Jepang	2 788,2	10,81	4 937,6	11,99	77,09
Hongkong	527,3	2,04	492,4	1,19	-6,62
Korea Selatan	1 276,6	4,95	2 181,9	5,30	70,91
Taiwan	615,0	2,38	975,8	2,37	58,67
Cina	3 874,5	15,02	5 795,2	14,07	49,57
Papua New Guinea	26,2	0,10	9,6	0,02	-63,36
Australia	899,8	3,49	1 220,2	2,96	35,61
Selandia Baru	168,7	0,66	252,9	0,61	49,91
Chili	57,4	0,22	76,7	0,19	33,62
<b>UNI EROPA</b>	<b>2 531,3</b>	<b>9,81</b>	<b>2 889,3</b>	<b>7,01</b>	<b>14,14</b>
Jerman	707,8	2,74	891,9	2,16	26,01
Perancis	405,1	1,57	327,7	0,79	-19,11
Inggris	259,6	1,01	289,3	0,70	11,44
Italia	227,0	0,88	286,7	0,70	26,30
Belanda	169,1	0,66	241,7	0,59	42,93
Swedia	235,5	0,91	185,7	0,45	-21,15
Belgia	135,5	0,52	180,8	0,44	33,43
Spanyol	57,3	0,22	110,8	0,27	93,37
Austria	86,3	0,33	89,0	0,22	3,13
Finlandia	94,2	0,36	75,4	0,18	-19,96
Hungaria	15,1	0,06	46,2	0,11	205,96
Denmark	40,3	0,16	44,9	0,11	11,41
Irlandia	33,1	0,13	28,4	0,07	-14,20
Yunani	6,6	0,03	23,1	0,06	250,00
Cheska	14,4	0,06	16,9	0,04	17,36
UNI EROPA LAINNYA	44,4	0,17	50,8	0,12	14,41
<b>LAINNYA</b>	<b>3 682,4</b>	<b>14,27</b>	<b>6 132,0</b>	<b>14,88</b>	<b>66,52</b>
<b>TOTAL IMPOR</b>	<b>25 800,5</b>	<b>100,00</b>	<b>41 197,0</b>	<b>100,00</b>	<b>59,68</b>

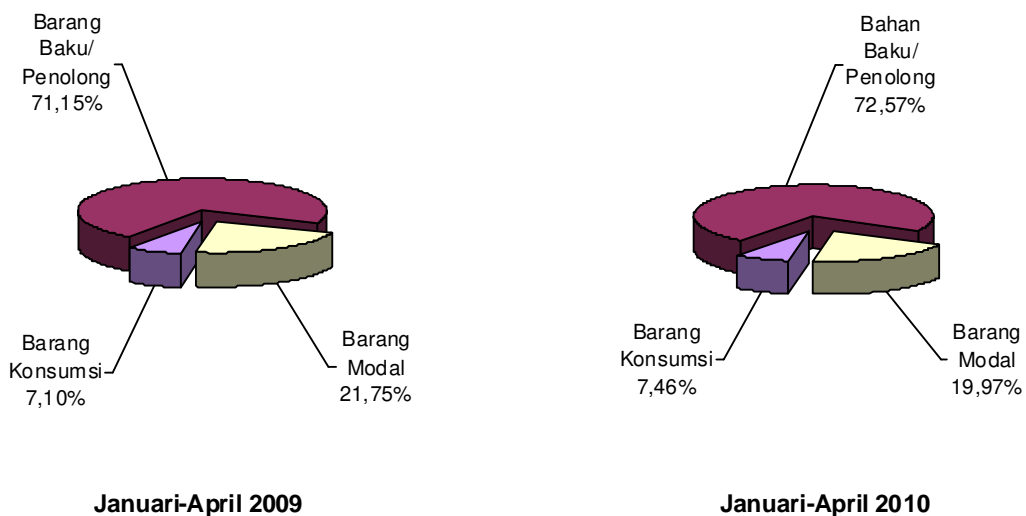
**TABEL 4. IMPOR MENURUT GOLONGAN PENGGUNAAN BARANG  
JANUARI - APRIL 2006-2010**

Bulan/Tahun	Nilai (Juta USD)				Peranan (%)				
	Barang Konsumsi	Bahan Baku/ Penolong	Barang Modal	Total	Barang Konsumsi	Bahan Baku/ Penolong	Barang Modal	Total	
<b>Jan-Apr :</b>									
<b>SPK :</b>	2006	1 495,5	13 768,1	2 843,1	18 106,7	8,26	76,04	15,70	100,00
	2007	2 052,1	16 205,6	2 979,2	21 236,9	9,66	76,31	14,03	100,00
<b>SPU :</b>	2008	2 776,3	32 443,7	6 154,3	41 374,3	6,71	78,42	14,87	100,00
	2009	1 832,9	18 356,0	5 611,6	25 800,5	7,10	71,15	21,75	100,00
	2010	3 071,6	29 898,1	8 227,3	41 197,0	7,46	72,57	19,97	100,00

Keterangan : SPK = Sistem Perdagangan Khusus  
SPU = Sistem Perdagangan Umum

Rata-rata nilai impor Januari-April periode 2006-2010 adalah sebesar USD29.543,1 juta dengan rata-rata nilai impor barang konsumsi dan peranannya USD2.245,7 juta (7,84 persen), impor *bahan baku/penolong* sebesar USD22.134,3 juta (74,90 persen), dan impor *barang modal* sebesar USD5.163,1 juta (17,27 persen). Jika dibandingkan Januari-April 2009, maka nilai impor semua golongan barang periode yang sama pada 2010 mengalami peningkatan yang cukup tinggi. Peningkatan tertinggi terjadi pada kelompok *barang konsumsi* yaitu sebesar 67,58 persen. Sementara itu, impor kelompok *bahan baku/penolong* dan *barang konsumsi* meningkat masing-masing sebesar 62,88 persen dan 46,61 persen.

**GRAFIK 4. PERSENTASE NILAI IMPOR INDONESIA  
MENURUT GOLONGAN PENGGUNAAN BARANG  
JANUARI-APRIL, 2009 DAN 2010**



Dilihat dari peranannya selama Januari-April periode 2006-2010, rata-rata peranan tertinggi diberikan oleh impor bahan baku/penolong yaitu 74,90 persen, diikuti oleh rata-rata impor barang modal sebesar 17,27 persen dan rata-rata impor bahan konsumsi sebesar 7,84 persen. Sementara itu, peran barang konsumsi yang tertinggi dicapai di tahun 2007 yaitu sebesar 9,66 persen. Golongan bahan baku/penolong memberikan peranan tertinggi di tahun 2008 sebesar 78,42 persen, sedangkan golongan barang modal peran tertingginya dicapai pada tahun 2009 sebesar 21,75 persen.

Jika dibandingkan dengan periode yang sama tahun sebelumnya, peranan nilai impor *barang konsumsi* dan *bahan baku/penolong* terhadap keseluruhan nilai impor pada Januari-April 2010 mengalami peningkatan masing-masing dari 7,10 persen menjadi 7,46 persen (naik 0,35 poin) dan dari 71,15 persen menjadi 72,57 persen (naik 1,43 poin). Sebaliknya impor *barang modal* menurun dari 21,75 persen menjadi 19,97 persen (turun 1,78 poin).

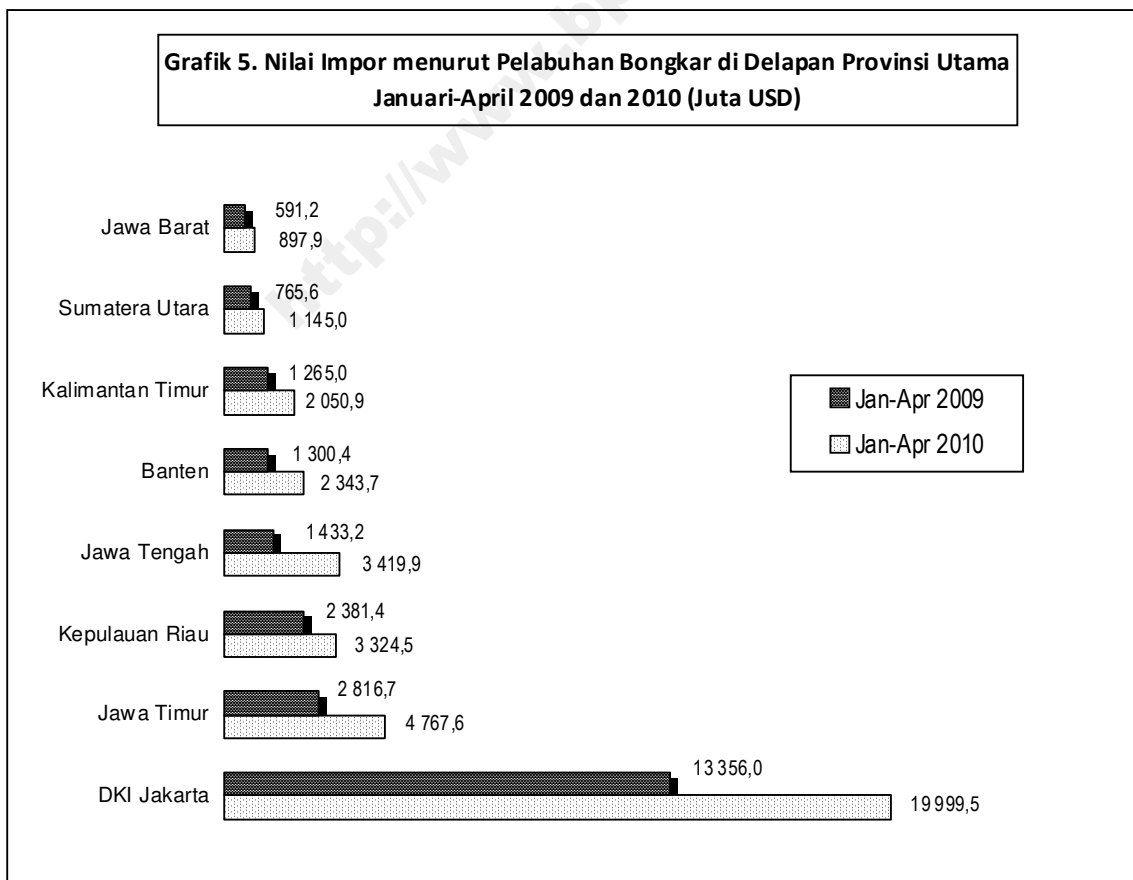
Menurut golongan barang SITC (Standard International Trade Classification) 1 digit, kelompok barang utama impor selama Januari-April 2010 adalah kelompok *mesin dan alat angkutan* dengan nilai sebesar USD14.577,1 juta dan memberikan peran sebesar 35,38 persen dari total impor Indonesia. Dilihat dari nilainya, maka nilai impor kelompok ini meningkat sebesar 47,69 persen jika dibandingkan bulan yang sama tahun sebelumnya. Namun, dilihat dari peranan impor kelompok barang ini mengalami penurunan sebesar 2,88 poin yaitu dari 38,26 persen menjadi 35,38 persen.

**TABEL 5. IMPOR MENURUT SITC-1 DIJIT  
JANUARI-APRIL, 2009 DAN 2010**

SITC	Januari-April 2009		Januari-April 2010		Perubahan Jan-Apr'10 thd Jan-Apr'09 (%)
	Nilai (Juta USD)	Peranan (%)	Nilai (Juta USD)	Peranan (%)	
0 Bahan Makanan dan Binatang Hidup	1 909,7	7,40	2 992,8	7,27	56,72
1 Minuman dan Tembakau	125,0	0,48	164,5	0,40	31,60
2 Bahan Baku dan Hasil Tambang	1 321,1	5,12	2 135,0	5,18	61,61
3 Minyak dan Bahan Bakar Mineral	4 440,7	17,21	8 783,4	21,32	97,79
4 Minyak Nabati dan Hewani	33,3	0,13	54,0	0,13	62,16
5 Bahan Kimia dan produknya	3 105,1	12,04	5 148,4	12,50	65,80
6 Barang-barang Buatan Pabrik	4 096,7	15,88	6 006,5	14,58	46,62
7 Mesin dan Alat Angkutan	9 870,3	38,26	14 577,1	35,38	47,69
8&9 Lainnya	898,6	3,48	1 335,3	3,24	48,60
<b>TOTAL IMPOR</b>	<b>25 800,5</b>	<b>100,00</b>	<b>41 197,0</b>	<b>100,00</b>	<b>59,68</b>

Impor kelompok barang SITC 1 dijit yang terbesar berikutnya adalah *minyak dan bahan bakar mineral* dengan nilai USD8.783,4 juta dengan peran sebesar 21,32 persen, diikuti oleh *barang-barang buatan pabrik* sebesar USD6.006,5 juta (14,58 persen). Selanjutnya yaitu *bahan kimia dan produknya* sebesar USD5.148,4 juta (12,50 persen), *bahan makanan dan binatang hidup* sebesar USD2.992,8 juta (7,27 persen), *bahan baku dan hasil tambang* sebesar USD2.135,0 juta (5,18 persen), *kelompok barang lainnya* sebesar USD1.335,3 juta (3,24 persen), *minuman dan tembakau* sebesar USD164,5 juta (0,40 persen), dan *minyak nabati dan hewani* sebesar USD54,0 juta (0,13 persen).

Selama Januari-April 2010, pelabuhan di DKI Jakarta membongkar barang impor terbesar dibanding dengan pelabuhan di provinsi lain, yaitu sebesar USD19.999,5 juta atau 48,55 persen dari total impor Indonesia. Provinsi dengan impor terbesar kedua adalah Jawa Timur yang mencapai USD4.767,6 juta (11,57 persen), diikuti Jawa Tengah USD3.419,9 juta (8,30 persen), Kepulauan Riau USD3.324,5 juta (8,07 persen), dan Banten USD2.343,7 juta (5,69 persen). Kemudian nilai impor yang masuk melalui provinsi Kalimantan Timur, Sumatera Utara, dan Jawa Barat masing-masing sebesar USD2.050,9 juta, USD1.145,0 juta, dan USD897,9 juta. Sementara nilai impor ke provinsi lainnya masih berada di bawah USD600,0 juta.



Selama Januari-April 2010, delapan provinsi utama diatas mengalami peningkatan nilai impor yang cukup besar jika dibandingkan periode yang sama tahun 2009. Peningkatan tertinggi dicapai oleh provinsi Jawa Tengah yang mengalami peningkatan di atas 100 persen yaitu dari US\$1.433,2 juta menjadi US\$3.419,9 juta atau sebesar 138,62 persen. Empat provinsi berikutnya meningkat antara 50-100 persen yaitu Banten sebesar 80,23 persen, Jawa Timur sebesar 69,26 persen, Kalimantan Timur sebesar 62,13 persen, dan Jawa Barat sebesar 51,88 persen. Sementara itu tiga propinsi lainnya meningkat dibawah 50 persen, yaitu DKI Jakarta sebesar 49,74 persen, Sumatera Utara sebesar 48,56 persen, dan Kepulauan Riau sebesar 39,60 persen.

**TABEL 6. NILAI DAN PERANAN IMPOR MENURUT PROVINSI<sup>\*)</sup>  
JANUARI-APRIL 2009 DAN 2010**

Provinsi	Januari-April 2009		Januari-April 2010		Perubahan Jan-Apr'10 thd Jan-Apr'09 (%)
	Nilai (Juta USD)	Peranan (%)	Nilai (Juta USD)	Peranan (%)	
Nanggroe Aceh Darussalam	19,2	0,07	12,3	0,03	-35,94
Sumatera Utara	765,6	2,97	1 145,0	2,78	49,56
Sumatera Barat	75,6	0,29	195,0	0,47	157,94
Riau	264,6	1,03	378,6	0,92	43,08
Jambi	27,6	0,11	37,2	0,09	34,78
Sumatera Selatan	55,7	0,22	106,9	0,26	91,92
Bengkulu	2,4	0,01	4,7	0,01	95,83
Lampung	459,4	1,78	558,4	1,35	21,55
Bangka Belitung	11,6	0,04	33,6	0,08	189,66
Kepulauan Riau	2 381,4	9,23	3 324,5	8,07	39,60
DKI Jakarta	13 356,0	51,77	19 999,5	48,55	49,74
Jawa Barat	591,2	2,29	897,9	2,18	51,88
Jawa Tengah	1 433,2	5,55	3 419,9	8,30	138,62
D I Yogyakarta	0,3	0,00	0,4	0,00	33,33
Jawa Timur	2 816,7	10,92	4 767,6	11,57	69,26
Banten	1 300,4	5,04	2 343,7	5,69	80,23
B a l i	131,3	0,51	373,8	0,91	184,69
Nusa Tenggara Barat	58,1	0,22	200,7	0,49	245,44
Nusa Tenggara Timur	0,0	0,00	3,7	0,01	---
Kalimantan Barat	20,5	0,08	46,8	0,11	128,29
Kalimantan Tengah	7,0	0,03	30,8	0,07	340,00
Kalimantan Selatan	326,9	1,27	502,1	1,22	53,59
Kalimantan Timur	1 265,0	4,90	2 050,9	4,98	62,13
Sulawesi Utara	0,5	0,00	20,7	0,05	4040,00
Sulawesi Tengah	0,0	0,00	3,4	0,01	---
Sulawesi Selatan	164,0	0,64	306,5	0,74	86,89
Sulawesi Tenggara	7,7	0,03	0,0	0,00	-100,00
Gorontalo	0,0	0,00	15,1	0,04	---
Maluku	31,2	0,12	66,7	0,16	113,78
Maluku Utara	0,0	0,00	3,5	0,01	---
Papua Barat	0,0	0,00	10,9	0,03	---
Papua	227,4	0,88	336,2	0,82	47,85
<b>TOTAL IMPOR</b>	<b>25 800,5</b>	<b>100,00</b>	<b>41 197,0</b>	<b>100,00</b>	<b>59,68</b>

Keterangan : \*) = melalui pelabuhan bongkar yang terdapat di provinsi



**I-1. IMPOR MENURUT GOLONGAN BARANG HS / IMPORT BY HS COMMODITY GROUPS**  
**A. MENURUT 21 GOLONGAN BARANG (HS) / BY 21 HS COMMODITY GROUP**  
**\*\*\* APRIL / APRIL 2010 \*\*\***

HS	Uraian golongan barang Group description	Berat bersih / Net weight (Kg)		Nilai / Value C.I.F ( U S \$ )	
		Bulan ini Current month	Kumulatif Cum. Jan. to date	Bulan ini Current month	Kumulatif Cum. Jan. to date
I	Live animals; animal product	72.925.849	301.266.883	174.566.048	671.750.961
II	Vegetable products	1.014.594.477	3.600.769.114	436.039.874	1.516.368.487
III	Fats, oils, waxes of animal/vegetable	7.791.483	42.881.247	13.461.282	60.203.460
IV	Foodstuffs,beverages,spirits and tobacco	613.352.363	2.099.107.859	437.387.921	1.533.282.015
IX	Wood and its articles,plaiting materials	60.075.706	211.310.056	27.158.388	94.022.061
V	Mineral products	4.374.416.435	16.299.257.784	2.598.145.989	9.072.492.228
VI	Prod. of chemical or allied industries	966.882.818	3.773.825.647	1.035.244.112	3.876.448.822
VII	Plastics, rubber and articles there of	257.349.454	887.080.483	517.001.638	1.917.859.502
VIII	Raw hides, skins, leather and articles	5.849.700	21.269.420	31.148.190	112.278.406
X	Pulp, paper and articles there of	351.376.143	1.374.780.598	200.535.377	786.087.506
XI	Textiles & textile articles	137.593.428	464.592.862	484.849.641	1.667.387.062
XII	Footwear, umbrellas, artificial flowers	3.570.848	12.298.486	19.906.589	65.230.381
XIII	Cement, plaster, glass, ceramic products	64.418.843	248.007.150	52.886.911	205.035.711
XIV	Pearls & precious/semiprecious stones	659.031	2.393.049	8.254.469	30.531.491
XIX	Arms and amunition; parts & accesories	4.743	128.270	203.248	23.539.939
XV	Base metals and articles there of	769.884.603	3.614.378.301	999.550.988	4.153.854.807
XVI	Machinery,electric,electronic equipments	250.008.783	871.166.351	2.801.202.031	10.576.661.103
XVII	Vechiles, aircraft, and vessels	349.376.593	741.329.712	1.196.209.845	4.026.424.324
XVIII	Optical,photographic,musical instruments	6.578.348	26.587.320	144.631.151	591.617.761
XX	Miscellaneous manufactures articles.	15.735.710	56.394.926	57.189.587	215.226.054
XXI	Works of art,antiques special provisions	21.858	116.734	215.190	726.133
<b>TOTAL IMPORT</b>		<b>9.322.467.216</b>	<b>34.648.942.252</b>	<b>11.235.788.469</b>	<b>41.197.028.214</b>

**I-1. IMPOR MENURUT GOLONGAN BARANG (HS) / IMPORT BY HS COMMODITY GROUPS**  
**B. MENURUT GOLONGAN BARANG 2 DIJIT HS / BY COMMODITY 2 DIGITS HS**  
**\*\*\* APRIL / APRIL 2010 \*\*\***

HS	Uraian golongan barang Group description	Berat bersih / Net weight (Kg)		Nilai / Value C.I.F ( U S \$ )	
		Bulan ini Current month	Kumulatif Cum. Jan. to date	Bulan ini Current month	Kumulatif Cum. Jan. to date
01	Live animals	20.801.187	89.728.811	43.519.427	184.077.694
02	Meat and edible meat offal	10.485.098	43.354.362	29.549.021	118.516.772
03	Fish and crustaceans	12.324.810	59.679.913	12.461.322	56.130.951
04	Dairy products, bird's eggs, natural honey	27.486.136	104.684.435	86.307.627	304.334.698
05	Products of animal origin	1.828.618	3.819.362	2.728.651	8.690.846
06	Live trees and other plants	76.211	283.078	149.023	533.721
07	Edible vegetables and certain roots and tubers	68.626.349	228.169.843	40.226.448	133.984.333
08	Edible fruits and nuts	70.558.937	209.197.182	66.549.912	195.072.498
09	Coffee, tea, mate, and spices	5.273.629	31.859.969	5.580.556	36.969.022
10	Cereals	484.751.475	1.765.968.682	135.495.669	498.224.931
11	Products of the milling industry; malt, starches	140.152.882	549.028.547	56.703.652	210.232.694
12	Oil seeds and oleaginous fruits; grains,seed, and fruits	243.766.319	811.625.624	127.979.725	424.867.846
13	Lac; gums; resins and other vegetable saps and extracts	695.491	3.266.968	3.193.269	16.142.228
14	Vegetable plaiting materials; vegetable products	693.184	1.369.221	161.620	341.214
15	Animal or vegetable oils/fats and their cleavage products	7.791.483	42.881.247	13.461.282	60.203.460
16	Preparations of meat/fish/crustaceans/mollucs or other aquatic	489.391	1.591.775	1.176.242	4.505.206
17	Sugar and sugar confectionery	267.305.166	755.209.278	171.339.892	518.992.208
18	Cocoa and cocoa preparations	5.216.406	18.380.788	18.154.964	62.534.009
19	Preparations of cereals, flour, starch or milk; pastrycooks' products	5.674.971	21.526.736	11.431.260	47.892.866
20	Preparations of vegetables, fruits, nuts or other part of plants	5.409.670	20.763.856	6.324.485	24.771.335
21	Miscellaneous edible preparations	11.510.990	39.455.643	38.340.172	130.590.851
22	Beverages, spirit, and vinegar	6.716.248	21.305.835	4.857.156	16.563.420
23	Residues and waste from the food industries	305.232.294	1.198.444.770	148.111.941	578.919.628
24	Tobacco and manufactured tobacco substitutes	5.797.227	22.429.178	37.651.809	148.512.492
25	Salts; sulphur; earths and stone; plastering materials, lime and	617.990.727	2.461.811.509	44.609.083	183.868.486
26	Ores, slag, and ash	146.215.111	768.105.108	18.345.733	97.596.151
27	Mineral fuels, mineral oils and products of their distillation	3.610.210.597	13.069.341.167	2.535.191.173	8.791.027.591
28	Inorganic chemicals	262.737.206	951.556.628	111.281.676	393.876.357
29	Organic chemicals	316.064.912	1.225.432.268	468.450.544	1.750.104.752
30	Pharmaceutical products	1.619.548	6.301.300	40.005.370	141.343.036
31	Fertilizers	269.673.333	1.135.098.930	98.171.973	394.517.895
32	Tanning or dyeing extracts	26.198.861	100.939.976	76.109.853	279.913.536
33	Essential oils and resinoids; perfumery, cosmetic or toilet	6.672.249	24.730.945	52.164.111	194.381.404
34	Soap, organic surfasce-active agents, washing, and lubricating	18.011.225	61.588.326	39.403.213	135.640.161
35	Albuminoidal substances; modified starches; glues; enzymes	17.913.095	80.996.117	27.603.435	106.023.217
36	Explosives; pyrotechnic products; matches; certain combustible	1.241.506	2.586.087	5.454.272	20.917.596
37	Photographic and cinematographic goods	1.180.007	4.189.577	6.754.812	23.513.949
38	Miscellaneous chemical products	45.570.876	180.405.493	109.844.853	436.216.919
39	Plastics and articles thereof	193.732.615	715.112.801	386.429.725	1.408.182.128
40	Rubber and articles thereof	63.616.839	171.967.682	130.571.913	509.677.374

**I-1. IMPOR MENURUT GOLONGAN BARANG (HS) / IMPORT BY HS COMMODITY GROUPS**  
**B. MENURUT GOLONGAN BARANG 2 DIJIT HS / BY COMMODITY 2 DIGITS HS**  
**\*\*\* APRIL / APRIL 2010 \*\*\***

H S	Uraian golongan barang Group description	Berat bersih / Net weight (Kg)		Nilai / Value C.I.F ( U S \$ )	
		Bulan ini Current month	Kumulatif Cum. Jan. to date	Bulan ini Current month	Kumulatif Cum. Jan. to date
41	Raw hides, skins, and leather	4.128.366	14.510.566	22.800.922	79.479.899
42	Articles of leather; saddlery and harness; travel goods and similar	1.711.711	6.741.699	8.178.179	32.518.051
43	Furskins and artificial fur; manufactures thereof	9.623	17.155	169.089	280.466
44	Wood and articles of wood; wood charcoal	59.990.235	210.930.072	26.833.250	92.863.829
45	Cork and articles of cork	60.909	252.050	244.424	890.911
46	Manufactured of straw or other plaiting materials; basketware and	24.562	127.934	80.714	267.321
47	Pulp of wood or of other fibrous cellulosic material; recovered	301.741.063	1.167.624.884	115.032.665	432.947.714
48	Paper and paperboard; articles of paper pulp or of	49.043.890	205.401.062	82.339.584	341.340.570
49	Printed books, newspapers, pictures, and other products of printing	591.190	1.754.652	3.163.128	11.799.222
50	Silk	25.882	218.513	467.783	1.985.454
51	Wool, fine or coarse animal hair; horse hair yarn, woven fabrics of	258.052	986.396	4.258.980	13.454.373
52	Cotton	82.671.251	251.403.500	198.435.968	621.998.695
53	Other vegetable textile fibres; paper yarns and woven fabrics of	1.207.577	5.412.201	1.687.609	9.320.896
54	Man-made filaments	9.926.968	39.360.994	56.510.027	215.339.719
55	Man-made staple fibres	17.174.339	72.204.138	57.673.508	222.277.923
56	Wadding, felt, and non-wovens	4.532.175	16.488.346	16.433.740	59.284.478
57	Carpets and other textile floor coverings	1.169.931	3.826.697	2.207.084	7.328.544
58	Special woven fabrics; tufted textile fabrics; lace; tapestries; embro	1.813.533	5.891.073	21.610.748	68.808.266
59	Impregnated, coated, covered or laminated textile fabrics	5.772.198	21.832.939	30.153.197	110.120.333
60	Knitted or crocheted fabrics	8.968.848	31.635.907	67.965.944	246.950.621
61	Articles of apparel and clothing accessories, knitted or crocheted	1.171.535	4.518.015	7.870.425	31.973.411
62	Articles of apparel and clothing accessories, not knitted or	1.452.810	4.608.596	16.170.995	42.530.164
63	Other made up textile articles; sets; worn clothing and worn textile	1.448.329	6.205.547	3.403.633	16.014.185
64	Footwear, gaiters and the like; parts of such articles	3.101.974	9.617.162	18.025.921	54.312.488
65	Headgear and parts thereof	150.872	544.945	1.046.986	3.627.213
66	Umbrellas, walking sticks, seat-sticks, whips, riding crops and parts	178.614	1.713.691	279.722	2.534.085
67	Prepared feathers and articles; artificial flowers; articles of human	139.388	422.688	553.960	4.756.595
68	Articles of stone, plaster, cement, asbestos, mica or similar material	13.926.159	51.097.697	16.334.633	56.679.117
69	Ceramic products	23.452.140	98.948.178	15.035.201	67.355.316
70	Glass and glassware	27.040.544	97.961.275	21.517.077	81.001.278
71	Natural and cultured pearls, precious/semi precious stones, and	659.031	2.393.049	8.254.469	30.531.491
72	Iron and steel	568.445.942	2.821.403.891	430.575.706	1.880.889.865
73	Articles of iron and steel	114.801.900	438.773.733	263.442.963	1.110.214.981
74	Cooper and articles thereof	11.891.407	55.831.383	85.218.976	322.638.521
75	Nickel and articles thereof	149.942	677.010	2.485.351	8.609.773
76	Aluminium and articles thereof	40.631.922	157.559.542	110.652.579	403.356.915
78	Lead and articles thereof	6.452.060	26.893.674	14.312.675	60.980.558
79	Zinc and articles thereof	10.675.966	40.911.837	25.362.442	101.327.568
80	Tin and articles thereof	250.868	665.909	1.610.035	4.852.352
81	Other base metal; cermets; and articles thereof	207.624	1.651.617	2.876.799	16.758.079
82	Tools, implements, cutlery, spoon and forks, of base metal and	3.864.248	16.673.860	25.542.681	103.516.606
83	Miscellaneous articles of base metal	12.512.724	53.335.845	37.470.781	140.709.589
84	Nuclear reactors, boilers, machinery and mechanical appliances;	183.826.867	619.128.235	1.709.003.259	6.050.844.843
85	Electrical machinery and equipments; sound	66.181.916	252.038.116	1.092.198.772	4.525.816.260
86	Railway and tramway locomotive, mechanical traffic, and all kinds	2.007.688	4.690.986	7.503.722	25.559.630
87	Vehicles other than railway/tramway, and parts and accessories	55.248.488	215.133.035	441.712.871	1.691.810.219
88	Aircraft and its components	2.190.817	4.166.248	241.830.590	1.049.258.956
89	Ships, boat, and floating structures	276.842.654	474.870.855	368.856.882	815.196.265
90	Optical, photographic, cinematographic, measuring, checking,	4.779.016	20.381.420	129.339.477	546.239.586
91	Clocks and watches and parts thereof	370.987	1.542.150	2.515.556	9.499.294
92	Musical instruments; parts and accessories of such articles	1.428.345	4.663.750	12.776.118	35.878.881
93	Arms and ammunition; parts and accessories thereof	4.743	128.270	203.248	23.539.939
94	Furnitures, bedding, mattress supports, cushions and stuffed	7.428.839	26.600.046	21.579.616	81.702.917
95	Toys, games and sports requisites; parts and accessories thereof	2.924.594	11.197.710	10.031.100	50.658.564
96	Miscellaneous manufactured articles	5.382.277	18.597.170	25.578.871	82.864.573
97	Works of arts, collectors' piece and antiques	21.858	116.734	215.190	726.133
98	Vehicles in ckd and their components	13.086.946	42.468.588	136.305.780	444.599.254
<b>TOTAL IMPORT</b>		<b>9.322.467.216</b>	<b>34.648.942.252</b>	<b>11.235.788.469</b>	<b>41.197.028.214</b>

**I-1. IMPOR MENURUT GOLONGAN BARANG (HS) / IMPORT BY HS COMMODITY GROUPS**  
**C. MENURUT 40 GOLONGAN BARANG (HS) TERBESAR / BY BIG 40 COMMODITIES (HS)**  
**\*\*\* APRIL / APRIL 2010 \*\*\***

H S	Uraian golongan barang Group description	Berat bersih / Net weight (Kg)		Nilai / Value C.I.F ( U S \$ )	
		Bulan ini Current month	Kumulatif Cum. Jan. to	Bulan ini Current month	Kumulatif Cum. Jan. to
2709001000	Crude Petroleum Oil	1.184.996.680	4.823.467.701	715.126.110	2.855.995.916
2710197100	High Speed Diesel Fuel	942.890.739	2.670.445.999	648.975.909	1.764.090.671
2710111200	Motor Spirit, Premium Unleaded	745.537.552	1.771.181.473	612.493.820	1.398.832.656
8802401000	Aeroplanes Of An Unladen Weight > 15,000 Kg	280.536	1.315.838	236.085.200	976.153.214
2710111100	Motor Spirit, Premium Leaded	33.924.048	1.113.458.294	27.314.358	846.752.433
8517120000	Telephones For Cellular Networks/for Other Wireless Networks	1.267.586	5.356.895	170.126.572	787.550.212
2710111600	Other Motor Spirit, Unleaded	154.108.768	556.270.103	125.822.018	427.635.738
1001901900	Other Wheat, For Human Consumption	370.910.197	1.485.625.148	100.267.796	406.074.612
2304000000	Oil-cake&other Solid Residues,in Pellet Form, From The Extract Of Soyabean Oil	194.334.818	807.957.264	82.749.987	358.153.609
2710117000	Naphtha, Reformate Or Preparations For Preparing Spirits	160.929.064	484.939.591	118.788.760	354.975.364
5201000000	Cotton, Not Carded/combed.	71.134.772	212.724.539	121.061.815	349.999.157
1201009000	Other Soya Beans, Whether Or Not Broken	217.000.381	729.241.823	100.278.113	341.487.224
7207121000	Slabs Of Iron/non Alloy, Cont.< 0,25% Of Carbon, Other Than Square	65.597.174	723.833.475	29.287.128	339.211.011
8471302000	Laptop Incl Notebooks	772.208	3.417.325	62.411.712	314.204.504
2902430000	P-xylene	73.375.941	286.335.277	75.858.277	301.875.344
1701999000	Other Cane Or Beet Sugar, & Chemically Pure Sucrose, In Sold Form	120.680.000	369.043.750	89.225.893	282.812.718
8901206000	Tankers Of Gross Tonnage > 5000 Ton	228.679.000	272.130.034	202.738.303	250.713.366
8542390000	Other Electronic Integrated Circuits	202.295	851.425	53.547.767	221.768.536
8704102200	Damper Designed For Off Highway, > 24 T Not Ckd	7.990.852	20.390.358	86.604.422	218.549.074
3104200000	Potassium Chloride	126.790.017	464.584.386	51.015.127	199.289.952
2901210000	Ethylene	44.832.725	158.556.352	58.333.599	197.648.238
2710197900	Other Fuel Oils	13.410.091	406.780.235	7.183.480	197.275.046
8406900000	Parts Of Steam Turbines And Parts	1.822.540	8.212.356	52.705.273	190.759.235
8429520000	Mach With A 360,revolving Super Struct, Mech Shovels,excavators And Shove	10.138.224	38.432.879	46.666.872	184.002.352
0102901000	Live Oxen, Other Than Pure-bred Breeding Animals	20.318.817	88.977.590	42.360.878	182.301.825
8516909000	Other Parts Of Goods Of Sub 8516	1.644.944	6.878.555	52.152.063	181.042.644
8905909000	Oth Vessels W/navigability Of Which Is Subsidiary To Their Main Function	1.680.856	39.048.890	1.088.683	172.239.468
9801202000	Vhcls Of Head 8704 With 5 Ton < Gross Weight <= 24 Ton, Incmptly Knocked	4.922.509	16.166.968	51.976.468	170.593.267
8529904000	Parts Of Digital Cameras/video Camera Recorders With App Of Hd 85.25 To 85.28	192.344	1.532.748	12.694.803	170.118.327
2710197200	Other Diesel Fuel	112.756.000	254.950.837	79.203.252	170.071.300
8443910000	Part & Accessori Of Print Machinery Used For Print By Component Of Head 84.42	1.162.751	3.938.062	45.502.980	162.035.936
7403110000	Refined Copper For Cathodes And Sections Of Cathodes	5.852.291	20.940.265	42.492.043	147.632.155
8517709900	Other Parts In Subheading 85.17.70	332.760	1.773.177	38.579.706	144.280.395
7304190000	Oth.tube,pipe&hollow Profile,seamless, Line Pipe Of A Kind Use For Oil/gas Pipe	22.861.711	114.925.385	21.900.456	141.890.678
8708999900	Other Parts,acces For Other Vehicles Of Heading 87.02, 8704, 8705	4.028.413	16.459.387	33.061.316	140.118.075
3902102000	Polypropylene In Granule Form	32.631.377	106.490.634	45.775.594	140.043.995
8528512000	Oth Color Monitor Use In An Auto Data Process System Head. 84.71	1.025.282	4.322.574	35.509.744	138.654.375
8473309000	Parts & Access Ofother Machines Of Heading 84.71	1.083.473	4.990.842	34.341.873	137.478.614
7601100000	Aluminium, Not Alloyed	15.411.289	58.902.964	34.225.567	129.527.854
2711120000	Liquid Propane	45.939.840	167.914.830	34.236.500	126.167.473

**I-2 IMPOR MENURUT GOLONGAN BARANG SITC / IMPORT BY SITC COMMODITY GROUPS**  
**\*\*\* APRIL / APRIL 2010 \*\*\***

SITC	Uraian golongan barang Group description	Berat bersih / Net weight (Kg)		Nilai / Value C.I.F. (US \$)	
		Bulan ini Current month	Kumulatif Cum. Jan. to date	Bulan ini Current month	Kumulatif Cum. Jan. to date
<b>A. By Commodity 1 digit SITC</b>					
0	Bahan makanan dan binatang hidup	1.360.918.440	4.846.651.787	837.833.079	2.992.803.092
1	Minuman dan tembakau	12.454.341	43.514.279	42.396.916	164.525.904
2	Bahan mentah	1.475.986.152	5.759.654.671	605.715.307	2.134.980.110
3	Bahan bakar, bahan penyemir, dsb	3.604.901.925	13.057.535.000	2.532.113.741	8.783.397.757
4	Minyak/lemak nabati dan hewan	7.459.982	41.810.345	11.551.337	54.018.543
5	Bahan kimia	1.154.337.458	4.591.904.787	1.377.011.436	5.148.430.345
6	Hasil industri menurut bahan	1.056.453.453	4.506.677.096	1.495.691.431	6.006.484.207
7	Mesin dan alat pengangkutan	599.803.480	1.614.216.132	3.989.165.122	14.577.136.229
8	Hasil industri lainnya	49.902.302	185.727.005	338.736.753	1.315.720.762
9	Barang dan transaksi khusus lainnya	249.683	1.251.150	5.573.347	19.531.265
<b>TOTAL IMPORT</b>		<b>9.322.467.216</b>	<b>34.648.942.252</b>	<b>11.235.788.469</b>	<b>41.197.028.214</b>
<b>B. By Commodity 2 digit SITC</b>					
00	Live animal for food	20.801.187	89.728.811	43.519.427	184.077.694
01	Meat and meat preparations	10.521.352	43.691.815	29.688.393	119.562.005
02	Dairy product and eggs	26.714.008	100.964.787	84.919.016	298.184.592
03	Fish, crustaceans, molluscs and their preparations	12.770.265	60.900.241	13.479.313	59.532.591
04	Cereals and cereal preparations	545.094.407	2.028.028.316	159.771.517	601.179.029
05	Fruits and vegetables	146.158.057	461.772.407	114.588.925	358.013.805
06	Sugar, sugar preparations, and honey	268.244.468	759.484.018	173.397.376	527.219.760
07	Coffee, tea, cocoa, and spices	10.925.936	52.012.495	26.164.795	111.221.802
08	Feeding stuff for animals	305.246.067	1.198.615.851	148.124.951	578.986.977
09	Miscellaneous food preparations	14.442.693	51.453.046	44.179.366	154.824.837
11	Beverages	6.657.114	21.085.101	4.745.107	16.013.412
12	Tobacco and tobacco manufactured	5.797.227	22.429.178	37.651.809	148.512.492
21	Hides, skins and furskins	1.407.864	4.684.117	758.589	2.329.112
22	Oil seeds, nuts, and kernels	242.832.504	808.867.052	124.744.027	415.432.941
23	Crude rubber	23.398.044	85.210.266	48.833.312	176.257.658
24	Wood, lumber, and cork	17.467.765	71.775.956	9.059.766	31.103.901
25	Pulp and waste paper	301.741.063	1.167.624.884	115.032.665	432.947.714
26	Textile fibres and their waste	85.117.878	273.629.331	161.550.961	514.421.598
27	Crude fertilizers and crude minerals	477.825.707	1.934.028.671	41.528.352	169.798.107
28	Metalliferous ores and metal scraps	322.028.278	1.402.675.691	94.812.007	357.790.705
29	Crude animals and vegetable materials, nes	4.167.049	11.158.703	9.395.628	34.898.374
32	Coal, coke, and briquettes	11.548.967	38.079.933	2.710.865	11.282.615
33	Petroleum and petroleum products	3.502.592.430	12.687.344.318	2.462.302.047	8.523.897.544
34	Gas; natural and manufactured	90.760.528	332.110.749	67.100.829	248.217.598
41	Animal oils and fats	486.953	1.960.140	1.585.035	6.077.338
42	Fixed vegetable oils/fats	2.535.270	25.120.498	3.412.993	26.202.682
43	Animal vegetable oils/fats	4.437.759	14.729.707	6.553.309	21.738.523
51	Organic chemicals	317.024.653	1.230.516.831	446.607.634	1.676.065.078
52	Inorganic chemicals	194.748.411	834.764.200	88.308.057	353.863.084
53	Dyeing, tanning, and colouring materials	26.613.187	102.315.230	76.641.135	282.456.049
54	Medical and pharmaceutical products	3.063.042	10.942.674	66.951.415	235.015.388
55	Essential oils and perfumery materials	17.589.406	60.935.673	74.884.471	269.629.785
56	Manufactured fertilizers	269.298.273	1.132.420.428	97.994.982	392.898.413
57	Plastics in primary forms	159.776.165	591.496.166	283.278.971	1.018.509.015
58	Plastics in non-primary forms	20.003.134	70.662.496	56.163.658	211.378.624
59	Chemical materials and its products, nes	146.221.187	557.851.089	186.181.113	708.614.909
61	Leather, leather med, nes	2.742.500	9.900.351	22.322.438	77.903.963
62	Rubber manufactured, nes	40.053.932	85.856.808	80.739.618	328.959.031
63	Wood and cork manufactured	42.583.379	139.406.166	18.017.908	62.650.839
64	Paper, paperboard, and manufactured thereof	48.426.919	203.028.796	75.481.953	315.629.215
65	Textile yarns, fabrics, and their products	50.455.440	184.273.095	300.336.788	1.082.751.438
66	Non metallic minerals manufactured	212.668.588	797.225.592	60.405.411	231.544.143
67	Iron and steel	535.763.345	2.584.455.435	510.303.830	2.257.604.236
68	Non ferrous metals	63.627.704	257.678.591	213.331.425	815.683.440
69	Manufactured of metal, nes	60.131.646	244.852.262	214.752.060	833.757.902
71	Power generating machine and equipments	49.178.983	153.755.186	453.614.719	1.437.946.238
72	Machinery specialized for particular industry	62.931.920	205.683.554	485.769.951	1.675.750.618
73	Metalworking machinery	7.501.518	24.049.276	68.908.568	201.748.495
74	General industrial machinery and equipments	67.986.746	242.697.623	593.265.153	2.193.153.509
75	Office machinery and automatic data processing	7.744.217	31.290.936	207.581.442	855.580.361
76	Telecommunication and reproducers apparatus	12.039.469	48.217.865	374.327.622	1.795.864.830
77	Electrical machinery and apparatus	43.593.118	170.313.103	614.396.839	2.418.751.925
78	Road vehicles	67.960.862	255.117.074	574.648.072	2.115.899.397
79	Other transportation equipments	280.866.647	483.091.515	616.652.756	1.882.440.856
81	Sanitary, plumbing, and fittings	3.072.340	11.168.624	9.548.854	36.126.468
82	Furniture	5.534.635	20.251.090	14.921.833	56.283.207
83	Traveling goods	1.606.579	6.342.945	7.433.035	30.000.445
84	Clothing	3.409.584	12.754.902	29.339.040	94.377.866
85	Footwear	3.101.974	9.617.162	18.025.921	54.312.488
87	Professional, scientific, and contractor instruments	4.284.636	18.350.965	93.427.666	398.997.099
88	Photographic apparatus, equipments and optics	2.063.873	7.555.494	25.394.387	94.718.905
89	Miscellaneous manufactured articles	26.828.681	99.685.823	140.646.017	550.904.284
96	Coin; not being legal tender	215.473	1.172.022	898.930	4.894.010
97	Gold; non monetary	34.210	79.128	4.674.417	14.637.255
<b>TOTAL IMPORT</b>		<b>9.322.467.216</b>	<b>34.648.942.252</b>	<b>11.235.788.469</b>	<b>41.197.028.214</b>

**I-2 IMPOR MENURUT GOLONGAN BARANG SITC / IMPORT BY SITC COMMODITY GROUPS**  
**\*\*\* APRIL / APRIL 2010 \*\*\***

SITC	Uraian golongan barang Group description	Berat bersih/ Net weight (Kg)		Nilai/Value C.I.F (US\$)	
		Bulan ini Current month	Kumulatif Cum.Jan.to date	Bulan ini Current month	Kumulatif Cum.Jan.to date
<b>C. By Commodity 3 digit SITC</b>					
001	Live Animals Other Than Fish	20.801.187	89.728.811	43.519.427	184.077.694
011	Meat Of Bovine Animals Fresh, Chilled Or Frozen	6.342.859	27.528.618	20.457.882	86.076.813
012	Other Meat, Other Edible Meat Offal, Fresh, Chilled Or Frozen	4.142.460	15.798.872	9.091.587	32.216.375
016	Meat And Edible Meat Offal, Salted, Dried, Edible Flour Of Meat	0	27.500	0	224.749
017	Meat And Edible Meat Offal, Prepared Or Preserved	36.033	336.825	138.924	1.044.068
022	Milk,cream, And Milk Products Other Than Butter Or Cheese	23.909.004	90.163.599	71.640.354	249.870.605
023	Butter And Other Fats From Milk	1.167.114	5.579.789	5.582.306	24.367.528
024	Cheese And Curds	1.516.699	4.666.655	7.232.961	21.054.945
025	Eggs, Birds, And Egg Yolks; Fresh, Dried Or Otherwise Preserved	121.191	554.744	463.395	2.891.514
034	Fish, Fresh, Chilled Or Frozen	8.533.396	44.878.642	7.980.011	38.344.676
035	Fish, Dried Salted Or In Brine; Smoked Fish	2.588.560	11.421.914	2.033.311	9.078.607
036	Crustaceans, Molluscs, And Aquatic Invertebrates	1.202.633	3.378.729	2.447.552	8.706.503
037	Fish, Crustaceans, Molluscs, And Other Aquatic Invertebrates; Prepared	445.676	1.220.956	1.018.439	3.402.805
041	Wheat And Meslin, Unmilled	374.244.397	1.506.009.580	101.136.952	411.426.187
042	Rice	26.666.136	70.233.160	13.942.420	40.184.354
044	Maize, Unmilled	82.478.575	185.022.661	19.864.273	44.859.280
045	Cereals, Unmilled	1.362.367	4.703.281	552.024	1.755.110
046	Meal And Flour Of Wheat And Flour Of Meslin	52.414.563	235.644.434	17.260.233	77.295.815
047	Other Cereal Meals And Flours	663.808	2.636.632	241.953	1.026.736
048	Cereal Preparations And Preparations Of Flours/starches Of Fruit	7.264.561	23.778.568	6.773.662	24.631.547
054	Vegetables, Fresh, Chilled, Frozen Or Simply Preserved	68.019.586	225.679.606	38.662.296	127.885.144
056	Vegetables, Roots And Tubers, Prepared Or Preserved Nes	4.884.125	17.332.021	5.875.385	22.088.172
057	Fruit And Nut; Fresh Or Dried	70.499.461	209.011.048	66.367.435	194.626.307
058	Fruits, Preserved And Preparations	1.571.987	5.553.977	1.760.526	6.001.918
059	Fruit And Vegetable Juices	1.182.898	4.195.755	1.923.283	7.412.264
061	Sugar, Molasses, And Honey	267.632.091	757.155.145	171.840.643	519.941.425
062	Sugar Confectionery	612.377	2.328.873	1.556.733	7.278.335
071	Coffee And Coffee Substitutes	1.384.933	16.235.036	3.489.901	30.879.218
072	Cocoa	4.852.803	16.726.260	16.657.871	56.388.703
073	Chocolate And Other Food Preparations Containing Cocoa	363.603	1.654.528	1.497.093	6.145.306
074	Tea And Mate	708.331	3.137.924	2.085.382	8.644.770
075	Spices	3.616.266	14.258.747	2.434.548	9.163.805
081	Feeding Stuff For Animals	305.246.067	1.198.615.851	148.124.951	578.986.977
091	Margarine And Shortening	325.399	1.063.947	1.809.095	6.075.199
098	Edible Products And Preparations	14.117.294	50.389.099	42.370.271	148.749.638
111	Non-alcoholic Beverages, Nes	6.642.221	20.961.386	4.529.268	15.370.974
112	Alcoholic Beverages	14.893	123.715	215.839	642.438
121	Tobacco, Unmanufactured And Refused	4.231.508	16.757.327	26.726.780	111.786.526
122	Tobacco, Manufactured	1.565.719	5.671.851	10.925.029	36.725.966
211	Hides And Skins, Raw	1.407.128	4.682.961	678.141	2.222.712
212	Furskins, Raw	736	1.156	80.448	106.400
222	Oil Seeds Use For Extraction Ofsoft Fixed Vegetable Oils	242.634.463	806.153.594	124.025.713	413.383.851
223	Oil Seeds Use For Extraction Of Other Fixed Vegetable Oils	198.041	2.713.458	718.314	2.049.090
231	Natural Rubber Latex;natural Rubber And Similar Natural Gums	1.635.939	7.270.398	3.193.447	14.714.656
232	Synthetic Rubber Latex, Synthetic/reclaimed Rubber	21.762.105	77.939.868	45.639.865	161.543.002
244	Cork,natural,raw And Waste	8.009	12.273	18.619	48.331
245	Fuel Wood And Wood Charcoal	2.769.644	10.105.914	739.902	2.405.302
246	Wood In Chips Or Particles And Waste	272.832	781.802	114.690	314.776
247	Wood In The Rough Or Roughly Squared	3.112.815	20.479.648	1.129.023	4.076.196
248	Wood, simply Worked And Railway Sleeper Of Wood	11.304.465	40.396.319	7.057.532	24.259.296
251	Pulp And Waste Paper	301.741.063	1.167.624.884	115.032.665	432.947.714
261	Silk	0	1.923	0	9.703
263	Cotton	71.137.414	212.898.998	121.122.251	350.433.713
264	Jute And Other Textile Bast Fibres	15.009	165.424	16.155	198.893
265	Vegetable Textile Fibres,raw Or Processed;waste Of These Fibres	16.902	389.619	6.589	330.175
266	Synthetic Fibres Suitable For Spinning	9.932.435	42.654.937	24.328.364	93.450.497
267	Other Man-made Fibres Suitable For Spinning And Waste	3.871.542	16.947.916	15.216.487	65.683.823
268	Wool And Other Animal Hair	112.906	481.862	659.080	3.741.917
269	Old Clothing And Other Old Textile Articles; Rags	31.670	88.652	202.035	572.877
272	Fertilizers, Crude	2.366.805	81.063.985	433.495	11.536.132
273	Stone, Sand And Gravel	202.498.413	782.663.518	8.015.369	29.132.508
274	Sulphur And Unroasted Iron Pyrites	6.349.648	113.243.429	1.439.903	15.204.410
277	Natural Abrasives	1.545.188	7.683.873	580.359	2.774.099
278	Other Crude Minerals	265.065.653	949.373.866	31.059.226	111.150.958
281	Iron Ore And Concentrates	143.539.000	757.406.227	15.478.351	85.643.044
282	Waste And Scrap Metal Of Iron/steel	104.102.090	502.989.545	42.351.092	177.437.793
283	Copper Ores And Concentrates	6.772	146.469	76.071	458.738
284	Nickel Ores And Concentrates	0	299	0	3.630
285	Aluminium Ores And Concentrates	68.028.795	116.907.201	23.003.512	40.086.416
287	Ores And Concentrates Of Basemetals	2.629.267	10.358.960	2.751.128	10.669.402
288	Non-ferrous Base Metal Waste And Scraps	3.722.334	14.834.930	11.142.434	42.592.809
289	Ores And Concentrates Of Precious Metals; Waste,scraps	20	32.060	9.419	898.873
291	Crude Animal Materials	1.828.618	3.819.362	2.728.651	8.690.846
292	Crude Vegetable Materials	2.338.431	7.339.341	6.666.977	26.207.528
321	Coals, Pulverized Or Not	7.182.832	18.829.221	1.070.154	4.388.988
322	Briquettes, Lignite And Peat	79.400	494.419	45.327	331.941
325	Coke And Semi Coke Of Coal/lignite/peat	4.286.735	18.756.293	1.595.384	6.561.686

**I-2 IMPOR MENURUT GOLONGAN BARANG SITC / IMPORT BY SITC COMMODITY GROUPS**  
**\*\*\* APRIL / APRIL 2010 \*\*\***

SITC	Uraian golongan barang Group description	Berat bersih/ Net weight (Kg)		Nilai/Value C.I.F (US\$)	
		Bulan ini Current month	Kumulatif Cum.Jan.to date	Bulan ini Current month	Kumulatif Cum.Jan.to date
<b>C. By Commodity 3 digit SITC</b>					
333	Petroleum Oil, Crude	1.185.010.847	4.823.481.872	715.147.465	2.856.017.416
334	Petroleum Products, Refined	2.269.925.193	7.710.330.703	1.718.038.792	5.574.849.154
335	Residual Petroleum Products, And Related Materials	47.656.390	153.531.743	29.115.790	93.030.974
342	Liquefied Propane And Butane	90.753.647	332.001.909	67.076.057	248.006.567
343	Natural Gas, Liquefied Or Not	0	976	0	17.357
344	Petroleum Gases And Other Gas	6.789	17.562	15.862	139.976
345	Coal Gas, Water Gas And Similar Gas	92	90.302	8.910	53.698
411	Animal Oils And Fats	486.953	1.960.140	1.585.035	6.077.338
421	Fixed Vegetable Fats And Oils Soft,crude,refined Or Fractioned	2.135.219	8.579.361	2.775.979	11.486.932
422	Fixed Vegetable Fats And Oils Solid,crude,refined Or Fractioned	400.051	16.541.137	637.014	14.715.750
431	Animal And Vegetable Oil; Fat Processed And Their Wax	4.437.759	14.729.707	6.553.309	21.738.523
511	Hydrocarbon And Their Halogenated, Nitrated Derivatives	181.580.068	696.115.617	202.708.650	771.209.000
512	Alcohols,phenols,phenol-alcohols And Their Halogenated	59.212.734	246.728.835	62.556.231	247.648.754
513	Carboxylic Acids,and Their Anhydrides,halides,peroxides	33.117.840	134.335.010	46.744.696	179.792.357
514	Nitrogen-function Compounds	16.060.296	55.303.836	45.277.229	159.273.745
515	Organo-inorganic And Heterocyclic Compounds	15.470.501	56.561.894	65.119.115	235.161.307
516	Other Organic Chemicals	11.583.214	41.471.639	24.201.713	82.979.915
522	Inorganic Chemical Elements, Oxides And Halogen Salts	49.703.475	254.417.739	40.172.008	167.672.656
523	Metallicsalts And Peroxysalts	142.316.796	571.820.466	44.965.333	172.541.089
524	Other Inorganic Chemicals;chemical Compound Of Precious Metals	2.723.363	8.484.329	2.349.337	8.318.822
525	Radioactive And Associated Materials	4.777	41.666	821.379	5.330.517
531	Synthetic Organic; Colouring Matter	5.837.240	20.784.015	27.643.292	95.098.262
532	Dyeing/tanning Extracts And Synthetic Tanning Materials	755.119	3.725.144	1.361.226	5.285.067
533	Pigments, Paints, Varnishes, And Related Materials	20.020.828	77.806.071	47.636.617	182.072.720
541	Medicinal And Pharmaceutical Products	1.980.935	6.582.925	38.013.187	135.303.093
542	Medicaments, Including Veterinary Medicaments	1.082.107	4.359.749	28.938.228	99.712.295
551	Essential Oils, Perfumes, And Flavour Materials	2.958.045	9.855.209	30.288.530	113.587.901
553	Perfumery, Cosmetics, And Toilet Preparations	3.714.204	14.875.736	21.875.581	80.793.503
554	Soap,cleansing And Polishing Preparations	10.917.157	36.204.728	22.720.360	75.248.381
562	Fertilizers, Manufactured	269.298.273	1.132.420.428	97.994.982	392.898.413
571	Polymers Of Ethylene In Primary Forms	45.575.604	174.719.486	66.335.607	245.005.699
572	Polimers Of Styrene In Primary Forms	14.120.883	49.089.241	28.342.245	93.888.694
573	Polimers Of Vinyl Chloride In Primary Forms	4.059.027	13.242.320	6.477.948	19.990.604
574	Poliacetals And Polycarbons In Primary Forms	20.218.817	75.249.208	43.298.271	157.039.652
575	Other Plastics In Primary Forms	74.955.087	275.749.473	138.557.377	501.701.955
579	Waste And Scrap Of Plastics	846.747	3.446.438	267.523	882.411
581	Tubes, Pipes, And Hoses Of Plastics	1.289.011	6.119.448	7.365.643	41.183.548
582	Plates, Sheets, And Film Of Plastics	18.429.382	63.768.900	47.615.299	166.693.610
583	Monofilament And Rod Of Plastics	284.741	774.148	1.182.716	3.501.466
591	Disinfectants, Insecticides, And Fungicides Put In Forms	4.759.501	18.730.265	21.188.323	77.284.759
592	Starches, Inulin, And Wheat Glutenal Buminoidal Substances; Glues	98.336.759	371.615.083	60.847.410	218.489.701
593	Explosive And Pyrotechnic Products	1.201.129	2.515.749	5.416.407	20.518.846
597	Additive For Mineral Oils	13.115.587	50.721.594	28.267.197	121.361.198
598	Miscellaneous Chemical Products	28.808.084	114.259.546	70.460.751	270.945.848
599	Residual products of chemical or allied industries, sewage sludge;other	127	8.852	1.025	14.557
611	Leathers	2.721.238	9.827.605	22.122.781	77.257.177
612	Manufactures And Composition Leathers	20.364	71.830	171.931	618.299
613	Furskins, Tanned Or Dressed	898	916	27.726	28.487
621	Materials Of Rubber	27.422.211	38.594.692	21.295.687	81.455.966
625	Rubber Tyre,tyre Cases,tyre Treads,inner Tubes, And Tyre Flaps	9.136.605	34.644.684	30.761.047	142.084.395
629	Articles Of Rubbers	3.495.116	12.617.432	28.682.884	105.418.670
633	Cork Manufactures	52.900	239.777	225.805	842.580
634	Veneers,plywood,improved/reconstituted Wood Worked	41.566.744	135.171.414	15.365.274	51.182.830
635	Wood Manufactures	963.735	3.994.975	2.426.829	10.625.429
641	Papers And Paperboards	40.528.110	171.647.902	51.018.632	216.162.279
642	Paper And Paperboard Cut To Size/shape And Article Of Papers	7.898.809	31.380.894	24.463.321	99.466.936
651	Textile Yarns	9.738.919	37.377.670	30.774.307	118.795.299
652	Cotton Fabrics, Woven	9.519.548	32.401.112	71.931.794	255.009.076
653	Fabrics, Woven, Of Man-made Fibres	7.372.865	27.588.331	52.934.294	188.000.173
654	Textile Fabrics, Woven, Other Than Of Cotton Or Man-made Fibres	378.313	1.755.743	4.693.520	17.661.843
655	Knitted Or Crochatted Fabrics	8.968.848	31.635.907	67.965.944	246.950.621
656	Tulle,lace,embroidery,ribbons,trimmings And Other Small Wares	1.618.407	5.290.494	20.067.807	63.504.496
657	Special Yarns,textile Fabrics	10.242.250	38.195.079	46.454.788	169.770.115
658	Made-up Articles, Wholly/chiefly Of Textile Materials	1.444.869	6.200.150	3.292.922	15.712.470
659	Floor Coverings	1.171.421	3.828.609	2.221.412	7.347.345
661	Lime,cement And Fabricated Construction Materials	152.363.047	563.817.168	9.192.150	33.156.158
662	Clay And Refactory Construction Materials	23.725.627	96.722.941	14.550.461	62.873.384
663	Mineral Manufactures	8.258.447	34.014.587	15.279.660	55.221.613
664	Glass	15.219.444	66.910.592	11.591.962	51.630.851
665	Glassware	11.216.844	28.615.596	8.845.415	25.112.104
666	Pottery	1.881.146	7.129.005	792.540	3.250.162
667	Pearl, Precious And Semi Precious Stones	4.033	15.703	153.223	299.871
671	Pig Iron,spiegeleisen,sponge Iron, And Ferro-alloys	37.980.336	87.246.157	24.725.723	58.414.482
672	Ingots And Other Iron/steel In Primary Forms	85.714.121	867.959.699	44.672.002	429.089.589
673	Flat Rolled Products, Not Clad	155.215.649	644.860.815	117.489.679	466.723.654
674	Flat Rolled Products, Clad Or Plated	50.020.641	215.975.679	54.624.947	217.104.595
675	Flat Rolled Products And Alloy Steels	41.590.757	146.465.594	57.173.877	203.202.039

**I-2 IMPOR MENURUT GOLONGAN BARANG SITC / IMPORT BY SITC COMMODITY GROUPS**  
**\*\*\* APRIL / APRIL 2010 \*\*\***

SITC	Uraian golongan barang Group description	Berat bersih/ Net weight (Kg)		Nilai/Value C.I.F (US\$)	
		Bulan ini Current month	Kumulatif Cum.Jan.to date	Bulan ini Current month	Kumulatif Cum.Jan.to date
<b>C. By Commodity 3 digit SITC</b>					
676	Iron/steel Bars, Rods, Angels, Shaped And Sections	80.627.737	290.606.730	72.846.115	259.221.802
677	Rail/railway And Tractor Construction Of Iron/steel Materials	508.974	6.063.254	599.908	7.833.725
678	Wire Of Iron/steel	14.698.562	68.677.907	17.876.267	72.500.400
679	Tubes, Pipes, Hollow Profile, Pipe Fitting Of Iron/steel	69.406.568	256.599.600	120.295.312	543.513.950
681	Silver, Platinum, And Other Metal Of The Platinum Groups	6.367	15.296	917.145	4.057.868
682	Copper	10.682.527	50.417.714	75.883.119	285.766.314
683	Nickel	100.140	439.015	1.803.416	6.060.573
684	Aluminium	35.890.071	139.197.940	94.821.426	352.154.476
685	Lead	6.446.624	26.862.042	14.234.820	60.700.720
686	Zinc	10.303.343	39.268.871	23.905.948	93.684.879
687	Tin	79.922	317.237	1.188.912	3.851.515
689	Miscellaneous Non-ferrous Basemetals Employed In Metallurgy	118.710	1.160.476	576.639	9.407.095
691	Structures And Parts Of Iron/steel Or Aluminium	13.383.890	55.254.841	45.219.976	140.354.914
692	Metal Containers For Storage And Transportations	5.550.342	15.074.517	14.357.641	76.033.866
693	Wire Products And Fencing Grills	4.459.960	19.799.577	9.591.343	39.578.377
694	Nails, Screws, Nuts, Bolts, Rivets Of Iron/steel Or Copper	9.809.999	33.330.716	39.011.818	140.828.634
695	Tools For Used In The Hand Or In Machines	2.971.179	13.078.338	21.713.536	90.361.360
696	Cutlery	815.281	3.260.607	3.713.151	12.738.585
697	Household Equipment Of Base Metals	2.783.235	9.180.716	7.424.468	23.103.408
699	Manufactures Of Base Metals	20.357.760	95.872.950	73.720.127	310.758.758
711	Steam And Other Vapour Generating Boilers And Parts	18.918.043	47.860.634	110.995.752	287.696.448
712	Steam Or Other Generating Boilers And Parts	3.933.839	13.236.880	64.800.882	226.113.467
713	Internal Combustion Piston Engines And Parts	13.418.762	48.551.346	124.789.158	484.235.056
714	Engines And Motors, Non-electric And Parts	488.575	1.074.994	54.580.263	116.061.538
716	Rotating Electric Plants And Parts	11.802.493	39.964.874	88.184.263	281.161.497
718	Other Power Generating Machines And Parts	617.271	3.066.458	10.264.401	42.678.232
721	Agricultural Machinery And Parts	1.069.630	3.190.023	8.824.731	25.542.767
722	Tractors	314.565	1.972.025	2.342.366	13.328.000
723	Civil Engineering And Contractor Plants And Equipments/parts	31.303.554	100.235.430	191.799.284	619.688.561
724	Textile/leather Machinery And Parts	5.277.379	20.590.930	41.629.566	140.094.029
725	Papermill/pulpmill Machinery And Paper Cutting Machines	1.931.523	7.273.302	23.310.519	87.484.325
726	Printing/book Binding Machinery And Parts	2.509.148	7.853.842	57.270.593	225.882.929
727	Food Processing Machines And Parts	5.861.183	16.962.503	25.214.739	118.460.171
728	Other Machines And Equipment Specialized For Particular Industry	14.664.938	47.605.499	135.378.153	445.269.836
731	Machine Tools By Removing Metal	2.281.087	8.140.781	31.380.505	84.139.601
733	Machine Tool For Working Metals	2.694.188	7.672.532	16.419.783	45.189.162
735	Parts Of Machine Tools	532.934	1.383.721	7.055.101	23.733.999
737	Metalworking Machinery And Parts	1.993.309	6.852.242	14.053.179	48.685.733
741	Heating And Cooling Equipments And Parts	13.565.126	51.533.711	103.994.693	373.992.580
742	Pumps For Liquid And Parts	6.458.209	25.927.040	64.779.337	257.106.276
743	Pumps, Compressors, Fans, Blowers, Centrifuges, And Parts	9.407.389	36.032.588	75.846.482	314.088.841
744	Mechanical Handling Equipments And Parts	15.183.497	45.254.241	77.727.628	264.536.026
745	Other Non-electrical Machinery, Tools, And Mechanical Apparatus	2.416.118	9.208.693	45.312.090	165.940.870
746	Ball Or Roller Bearings	3.518.066	12.775.087	32.905.010	126.368.067
747	Taps, Cocks, And Valves For Pipes	5.870.816	20.268.748	74.533.699	251.575.159
748	Transmission Shafts And Cranks	9.501.192	33.858.814	91.438.390	333.765.391
749	Non-electric Parts And Accessories Of Machinerics	2.066.333	7.838.701	26.727.824	105.779.759
751	Office Machines	2.687.288	10.040.840	36.513.858	134.377.023
752	Automatic Data Processing Machines And Their Units	3.435.299	14.213.483	121.235.951	526.791.368
759	Parts And Accessories For Machine Of Heading 751 Or 752	1.621.630	7.036.613	49.831.633	194.411.970
761	Television Receivers	2.550.736	9.371.100	51.199.540	202.051.128
762	Radio Broadcast Receivers	109.677	450.828	2.366.133	11.563.780
763	Sound Recorders Or Reproducers	202.360	683.022	1.983.208	7.155.054
764	Telecommunication Equipments And Parts	9.176.696	37.712.915	318.778.741	1.575.094.868
771	Electric Power Machinery And Parts	3.836.285	14.399.296	31.599.478	133.450.104
772	Electrical Apparatus For Making And Breaking Electrical Circuits	7.608.341	32.839.901	156.887.193	607.851.949
773	Equipment For Distributing Electricity	7.292.330	28.696.591	61.426.910	219.237.107
774	Electrical Apparatus For Medical Purposes And Radiological Apparatus	93.809	545.912	5.442.226	32.552.764
775	Household Type, Electrical/non-electrical Equipments	7.729.219	30.171.490	75.951.446	274.301.886
776	Thermionic, Cold Cathode, And Photo Cathode Valves/tubes	3.882.261	15.638.261	137.428.497	544.949.797
778	Electrical Machinery And Apparatus	13.150.873	48.021.652	145.661.089	606.408.318
781	Passenger Motor Cars	11.596.463	53.860.236	123.758.667	552.250.377
782	Motor Vehicle For The Transportation Of Goods	23.898.093	73.421.857	228.052.024	718.420.136
783	Road Motor Vehicles	1.344.735	5.186.168	10.844.745	34.046.606
784	Parts And Accessories Of The Motor Vehicles	18.591.243	71.042.506	157.975.309	594.387.133
785	Motorcycles, Scooters, And Other Cycles Motorized/non Motorized	10.766.318	44.709.510	49.498.363	192.313.629
786	Trailers And Other Vehicles, Not Motorized	1.764.010	6.896.797	4.518.964	24.481.516
791	Railway Vehicles And Associated Equipments	1.837.381	4.060.404	6.689.736	19.981.795
792	Aircraft And Associated Equipments And Parts	2.186.612	4.160.256	241.106.138	1.047.262.796
793	Ships, Boats, And Floating Structures	276.842.654	474.870.855	368.856.882	815.196.265
811	Prefabricated Buildings	849.710	1.824.613	1.844.320	4.863.340
812	Sanitary, Plumbing, Heating, And Lighting Fixtures/fittings	672.715	3.016.158	1.536.440	5.971.236
813	Lighting Fixtures And Fittings	1.549.915	6.327.853	6.168.094	25.291.892
821	Furnitures And Parts	5.534.635	20.251.090	14.921.833	56.283.207
831	Travel Goods	1.606.579	6.342.945	7.433.035	30.000.445
841	Men's Coats/jackets, Not Knitted	445.350	1.144.463	2.651.090	8.456.650
842	Women's Coats/jacket, Not Knitted	455.874	1.435.242	3.389.578	11.591.892

**I-2 IMPOR MENURUT GOLONGAN BARANG SITC / IMPORT BY SITC COMMODITY GROUPS**  
**\*\*\* APRIL / APRIL 2010 \*\*\***

SITC	Uraian golongan barang <i>Group description</i>	Berat bersih/ <i>Net weight (Kg)</i>		Nilai/ <i>Value C.I.F (US\$)</i>	
		Bulan ini <i>Current month</i>	Kumulatif <i>Cum.Jan.to date</i>	Bulan ini <i>Current month</i>	Kumulatif <i>Cum.Jan.to date</i>
<b>C. By Commodity 3 digit SITC</b>					
843	Men's Coats/jackets, Knitted	105.763	583.417	980.299	5.062.247
844	Women's Coats/jackets, Knitted	742.344	2.571.334	2.830.368	10.615.527
845	Articles Of Apparel	667.625	2.500.530	5.093.427	20.994.898
846	Clothing Accessories Of Textiles Fabrics	207.389	891.625	9.096.658	17.782.361
848	Articles Of Apparel And Clothing Accessories Of Other Than Textile Fab	785.239	3.628.291	5.297.620	19.874.291
851	Footwears	3.101.974	9.617.162	18.025.921	54.312.488
871	Optical Instrument And Apparatus	358.325	636.640	4.787.901	12.818.686
872	Medical Instruments And Appliances	1.186.938	3.994.889	10.927.572	42.273.951
873	Meters And Counters	751.812	3.811.487	24.960.189	84.710.406
874	Measuring, Checking, Analysing, And Controlling Instrument And Appar	1.987.561	9.907.949	52.752.004	259.194.056
881	Photographic Apparatus And Equipments	215.446	645.505	3.584.796	10.655.475
882	Photographic And Chinematographic Supplies	1.173.898	4.167.185	6.348.452	21.949.646
883	Cinematograph Film, Exposed And Developed	6.109	22.392	406.360	1.564.303
884	Optical Goods	297.433	1.178.262	12.539.223	51.050.187
885	Watches And Clocks	370.987	1.542.150	2.515.556	9.499.294
891	Arms And Ammunitions	4.752	224.734	203.640	27.795.696
892	Printed Matter	1.208.161	4.126.918	10.020.759	37.510.577
893	Article Of Plastics	13.592.454	51.185.048	44.408.151	168.949.036
894	Baby Carriages, Toys, Games, And Sporting Goods	3.045.999	11.755.602	10.371.735	51.896.871
895	Office And Stationery Supplies	1.601.012	6.985.520	7.387.685	27.329.910
896	Works Of Art, Collectors Pieces And Antiques	21.858	116.734	215.190	726.133
897	Jewellery, Goldsmith, Silversmith Wares, And Other Articles	398.900	1.110.503	1.599.865	6.559.722
898	Musical Instrument And Parts/accessories	1.978.478	6.671.450	28.856.221	98.815.712
899	Other Miscellaneous Manufactured Articles	4.977.067	17.509.314	37.582.771	131.320.627
961	Coin Not Being Legal Tender	215.473	1.172.022	898.930	4.894.010
971	Gold, Non-monetary	34.210	79.128	4.674.417	14.637.255
<b>TOTAL IMPORT</b>		<b>9.322.467.216</b>	<b>34.648.942.252</b>	<b>11.235.788.469</b>	<b>41.197.028.214</b>



**I.3. IMPOR MENURUT KOMODITI / IMPORT BY HS COMMODITY**  
**\*\*\* APRIL / APRIL 2010 \*\*\***

HS	Uraian Komoditi Commodity Description	Berat Bersih / Net Weight (Kg)		Nilai / Value C.I.F (US\$)	
		Bulan ini Current Month	Kumulatif Cum.Jan. to date	Bulan ini Current Month	Kumulatif Cum.Jan. to date
0102901000	Live oxen, other than pure-bredbreeding animals	20.318.817	88.977.590	42.360.878	182.301.825
0102902000	Live buffaloes, other than pure-bredbreeding animals	481.050	748.031	1.106.415	1.636.605
0104209000	Live goats,other than breeding animals	400	400	5.788	5.788
0105941000	Breed.fowl of the spec.gallus domesticus,oth than fighting cock, weight<=2000 g	920	2.790	46.346	133.476
0201100000	Carcasses & half-carcasses of bovineanimals, fresh or chilled	20	20	221	221
0201300000	Meat of bovine animals, boneless,fresh or chilled	160.308	499.455	550.529	2.015.106
0202200000	Oth cuts with bone in of bovine animals,frozen	350.916	927.003	668.434	1.866.916
0202300000	Meat of bovine animals, boneless,frozen	5.831.615	26.102.140	19.238.698	82.194.570
0203290000	Other meat of swine, frozen	0	16.820	0	24.127
0204220000	Oth cuts with bone in of sheep,fresh or chilled	2.089	10.152	23.678	75.243
0204230000	Other meat of sheep, boneless, fresh orchilled	362	1.157	4.581	16.144
0204410000	Carcasses & half-carcasses of sheep,frozen	2.244	5.649	20.368	42.449
0204420000	Oth cuts with bone in of sheep, frozen	44.701	118.428	362.654	842.264
0204430000	Other meat of sheep, boneless, frozen	18.248	59.876	145.852	408.860
0204500000	Meat of goats, fresh, chilled or frozen	0	22.597	0	80.925
0206210000	Tongues of bovine animals, frozen	0	7.986	0	16.802
0206220000	Livers of bovine animals, frozen	353.973	1.050.673	668.388	2.027.745
0206290000	Other edible offal of bovine animals,frozen	3.671.568	14.115.886	7.786.659	28.082.953
0206900000	Edible offal of sheep, goats, horses,asses, mules or hinnies, frozen	0	33.036	0	76.728
0207149000	Oth cuts & offals of fowl of the speciesgallus domesticus, frozen	48.720	106.767	78.134	167.583
0207250000	Meat and edible offal of turkeys, notcut in pieces, frozen	334	11.590	825	32.940
0207331000	Meat and edible offal of ducks,not cut in pieces, frozen	0	204.487	0	273.686
0207369000	Oth cut & offal of ducks, geese/guineafowls, frozen	0	33.140	0	46.761
0210999000	Oth meat & edible, incl. frouns & mealssalted, in brine, dried or smoked	0	27.500	0	224.749
0301102000	Ornamental marine fish, live	0	8.609	0	7.156
0301103000	Freshwater ornamental fish, live	0	564	0	7.819
0301920000	Eels (anguilla spp.), live	0	2.604	0	48.449
0301994090	Other freshwater fish, live	0	99.243	0	136.330
0302190000	Oth salmonidae fish,excl.fillet,liverand roes, fresh or chilled	42.956	159.194	37.907	138.242
0302230000	Sole fish, excl.fillet,livers & roesfresh or chilled	0	26.640	0	20.374
0302290000	Oth flat fish, excl.fillet,liver & roesfresh or chilled	0	25.000	0	25.000
0302390000	Oth tunas, excl.fillet,livers & roes,fresh or chilled	0	95.399	0	81.077
0302610000	Sardines, excl. fillets, livers & roes,fresh or chilled	141.546	501.984	124.389	430.212
0302620000	Haddock, excl. fillets, livers & roes,fresh or chilled	0	9.804	0	24.333
0302640000	Mackerel, excl. fillets livers & roes,fresh or chilled	0	21.560	0	15.092
0302691090	Other marine fish excl.fillet,livers and roes, fresh or chilled	14.631	222.732	12.615	184.266
0302692010	Tilapia, excl.fillet,livers and roes,fresh or chilled	25.126	110.244	21.983	93.232
0302692090	Other freshwater fish, excl.fillet,livers and roes, fresh or chilled	18.056	97.225	15.754	81.505
0302700000	Livers & roes of fish, fresh/chilled	357	5.533	553	8.907
0303110000	Sockeye salmon, excl.fillet,livers & roes, frozen	0	3.327	0	17.005
0303220000	Atlantic & danube salmon, excl.fillet,livers and roes, frozen	22.521	52.537	224.384	512.954
0303290000	Other salmonidae, excl.fillet,livers and roes, frozen	0	29.666	0	31.140
0303310000	Halibut, excl.fillet,livers and roes,frozen	0	953	0	4.873
0303330000	Sole, excl.fillet,livers & roes,frozen	0	404	0	3.236
0303410000	Albacore/longfinned tunas,excl.fillet,livers and roes, frozen	25.000	786.832	59.625	1.944.050
0303420000	Yellow fin tunas, excl.fillet, liver & roes, frozen	559.217	854.517	965.456	1.303.560
0303430000	Skipjack or stripe-bellied bonito,excl.fillet,livers and roes, frozen	1.364.110	4.251.308	1.408.490	3.962.133
0303490000	Oth tunas, excl.fillet,livers & roes,frozen	311.369	978.405	275.916	689.147
0303510000	Herring clupea harengus,clupea pallasii,excl.fillet,livers and roes,frozen	7.785	7.991	5.760	6.692
0303520000	Cod (gadus morhua, ogac, macrocephalu),excl.fillet,livers and roes,frozen	2.562	16.705	5.175	31.538
0303610000	Swordfish (xiphias gladius),excl.fillet,livers and roes,frozen	0	54.494	0	54.505
0303710000	Sardines, excl.fillet,livers and roes,frozen	27.374	1.053.052	20.020	742.297
0303740000	Mackerel, excl.fillet,livers and roes,frozen	4.263.369	27.006.263	3.065.902	19.342.096
0303750000	Dogfish and other sharks, excl.fillet,livers and roes, frozen	0	28.903	0	230.534
0303760000	Eels, excl.fillet,livers & roes,frozen	0	10.951	0	28.422
0303770000	Sea bass, excl.fillet,livers and roes,frozen	127	405	1.262	3.703
0303791090	Other marine fish, excl.fillet,livers and roes, frozen	1.264.269	6.168.860	1.083.318	4.999.134
0303792010	Tilapia, excl.fillet,livers and roes,frozen	72.752	182.355	50.907	120.643
0303792090	Other freshwater fish, excl.fillet,livers and roes, frozen	192.475	1.099.377	157.278	899.839
0303801000	Livers of fish, frozen	0	189	0	632
0303802000	Roes of fish, frozen	0	3.929	0	18.777
0304210000	Swordfish (xiphias gladius)frozen fillets	0	28.678	0	213.891
0304290000	Other fish fillets,frozen	153.794	754.346	426.037	1.801.085
0304990000	Other fish meat (whether or not minced)frozen	24.000	117.860	17.280	80.796
0305100000	Flours, meals and pellets of fish,fit for human consumption	25	2.405	619	48.566
0305201000	Livers & roes of freshwater fish, dried,salted or salted or in brine	27.495	384.723	21.996	307.778
0305300000	Fish fillets, dried,salted or in brine,but not smoked	16.320	33.788	67.791	137.379
0305490000	Other smoked fish, including fillets	0	552	0	1.314
0305591000	Sharks fins, dried, salted/unsaltedbut not smoked	636	4.270	12.710	80.209
0305592000	Marine fish, including anchovies, dried,salted/unsalted, but not smoked	2.399.888	9.821.967	1.818.590	7.499.689
0305599000	Other dried fish, salted/unsalted butnot smoked	144.196	1.161.440	111.605	948.527
0305691000	Marine fish, incl sharks fin,salted butnot dried or smoked and in brine	0	12.529	0	54.873
0305699000	Other fish, salted but not dried orsmoked and in brine	0	240	0	272
0306130000	Shrimps and prawns, frozen	106.558	458.099	455.802	3.393.946
0306140000	Crabs, frozen	137.540	349.624	1.009.670	2.246.880
0306190000	Other, incl flours, meals & pellets ofcrustac, fit for human consump,frozen	0	692	0	8.890

**I.3. IMPOR MENURUT KOMODITI / IMPORT BY HS COMMODITY**  
**\*\*\* APRIL / APRIL 2010 \*\*\***

HS	Uraian Komoditi Commodity Description	Berat Bersih / Net Weight (Kg)		Nilai / Value C.I.F (US\$)	
		Bulan ini Current Month	Kumulatif Cum.Jan. to date	Bulan ini Current Month	Kumulatif Cum.Jan. to date
0306231000	Shrimps and prawns, breeder	1.375	4.637	43.119	133.802
0306234900	Other shrimps and prawns, dried in oth than airtight containers	0	176	0	625
0306249100	Crabs, in airtight container, not frozen	0	13.533	0	163.115
0306249900	Other crabs, not frozen in airtight containers	4.044	21.091	39.608	256.050
0306299900	Other crustaceans, not frozen in oth than airtight containers	500	2.659	10.759	34.532
0307102000	Oysters, fresh, chilled or frozen	1.313	2.118	2.037	9.903
0307212000	Scallops, fresh or chilled	0	4.075	0	4.877
0307291000	Scallops, frozen	2.857	20.534	5.515	102.738
0307391000	Mussels, frozen	16.820	17.223	52.646	55.914
0307392000	Mussels, dried, salted or in brine	10	10	6	6
0307412000	Cuttle fish and squid, fresh or chilled	0	1.237	0	2.101
0307491000	Cuttle fish and squid, frozen	892.642	2.266.454	766.485	1.979.559
0307492000	Cuttlefish& squid, dried, salted/in brine	1.451	1.967	5.268	6.569
0307512000	Octopus, fresh or chilled	0	12.276	0	20.089
0307591000	Octopus, frozen	13.523	49.888	20.845	93.676
0307602000	Snails, other than sea snails, fresh, chilled or frozen	221	628	448	1.165
0307991000	Other molluscs, frozen	24.000	149.095	35.792	189.207
0307992000	Beche-de-mer (trepang), dried, salted or in brine	0	98	0	328
0307999000	Oth aquatic invertebrates not crustaceans, for human consumption dried, salted/in brine	0	3.243	0	3.696
0401100000	Milk and cream, not concentrated, no added sugar, of a fat content, by weight < 1%	74.068	463.931	314.248	1.488.574
0401200000	Milk and cream, not concentrated, no added sugar, of a fat content, by weight 1-6	0	124.285	0	113.096
0401300000	Milk and cream, not concentrated, no added sugar, of a fat content, by weight > 6%	221.801	885.412	567.275	2.527.918
0402103000	Milk&cream fat cont<=1.5%, in solid form added sugar/oth sweet, in cont>= 20 kg	9.809.104	36.465.303	30.462.074	108.752.346
0402109000	Milk&cream fat cont<=1.5%, in solid form added sugar/oth sweet, in cont< 20 kg	2.533.256	6.112.651	8.086.362	19.181.325
0402212000	Milk&cream fat cont> 1.5%, in solid form not added sugar/oth sweet, in cont>=20 kg	3.779.508	11.045.962	13.467.145	37.585.287
0402219000	Milk&cream fat cont> 1.5%, in solid form not added sugar/oth sweet, in cont<20 kg	186.767	1.017.526	946.407	3.813.573
0402292000	Milk&cream fat cont> 1.5%, in solid form added sugar/oth sweet, in cont>= 20 kg	24	16.122	164	37.364
0402299000	Milk&cream fat cont> 1.5%, in solid form added sugar/oth sweet, in cont< 20 kg	781.330	3.605.177	6.164.190	24.799.275
0402910000	Other milk & cream, not containing added sugar/other sweetening	0	39.275	0	123.716
0402990000	Other milk&cream, containing added sugar/other sweetening	250.489	782.930	333.637	1.219.397
0403101100	Yoghurt in liquid form, incl. condensed form, cont. fruits, nuts, cocoa or flavor	968	2.894	6.368	10.899
0403101900	Yoghurt in other form, containing fruits, nuts, cocoa or flavoring matter	11.485	37.531	43.443	143.454
0403109900	Yoghurt in other form, not containing fruit, nuts, cocoa, or flavoring matter	0	1.550	0	5.522
0403901000	Buttermilk	884.475	4.217.325	2.644.054	11.434.299
0403909000	Curdled milk and cream, kephir & other fermented milk and cream	136.275	1.155.770	113.670	589.425
0404101100	Whey, whether/not concentrated/contained sugar/sweetening, for human consumption	4.014.296	17.836.879	5.814.492	24.696.650
0404101900	Modified whey, whether/not concentrated/contained sugar/sweetening, for human consumption	922.132	4.859.089	1.678.511	9.019.335
0404109900	Modified whey, whether/not concentrated/contained sugar/sweetening, for animal feeding	0	43.194	0	85.746
0404900000	Oth products consisting of natural milk	135.754	938.226	319.418	2.254.241
0405100000	Butter derived from milk	437.043	2.151.667	2.257.751	9.587.741
0405200000	Dairy spreads derived from milk	0	4.829	0	11.071
0405901000	Anhydrous butterfat derived from milk	642.793	3.181.765	2.971.306	13.874.172
0405902000	Butter oil derived from milk	20.078	39.679	103.281	117.981
0405909000	Other fats and oils derived from milk	67.200	201.849	249.968	776.563
0406101000	Fresh cheese (unripened or uncurd), including whey cheese	884.095	2.319.571	4.217.810	10.138.644
0406109000	Fresh curd (unripened or uncurd)	19.684	22.564	128.507	161.857
0406201000	Grated/powdered cheese, in packages of a gross weight exceeding 20 kg	8.510	58.200	54.848	490.977
0406209000	Grated/powdered cheese, in packages of a gross weight <= 20 kg	67.839	165.336	329.416	833.277
0406300000	Processed cheese, not grated or powdered	494.258	1.913.935	2.125.291	8.223.952
0406400000	Blue veined cheese and oth cheese cont. veins prod by penicillium roquefort	13	13	593	593
0406900000	Other cheese	42.300	187.036	376.496	1.205.825
0408110000	Egg yolks, dried	37.507	155.452	112.750	658.606
0408190000	Egg yolks, other than dried	0	500	0	8.534
0408910000	Birds' eggs, not in shell, dried	83.684	391.548	350.645	2.164.653
0409000000	Natural honey	939.040	4.238.897	2.057.067	8.184.028
0410009000	Other edible products of animal origin, not elsewhere specified or included	360	660	10.440	14.962
0501000000	Human hair, unworked, whether or not washed or scoured; waste of human hair	950	32.101	78.487	1.868.379
0502900000	Badger hair and other brush making hair and waste thereof	77.128	257.776	398.793	1.545.806
0504000000	Animals guts, bladder & stomachs, fresh, chilled, frozen, salted, brined, dried/smoked	0	90	0	2.474
0505101000	Duck feathers and down, of a kind used for stuffing	25.594	56.612	371.018	743.690
0505109000	Feathers and down other than duck, of a kind used for stuffing	9.518	13.986	395.214	578.681
0505901000	Duck feathers and down, used other than for stuffing	11.996	45.234	58.879	238.110
0505909000	Other skins and parts of birds; powder and waste of feather or part of feathers	575.963	1.383.818	429.570	1.389.726
0507902000	Tortoise-shell, unworked/simply prepared but not cut to shape	0	11	0	201
0508001000	Coral&similar material, unworked/simply prepared but not otherwise worked	100	260	3.200	8.320
0508002000	Shells of molluscs, crustaceans, echinoderms, unworked/simply prepared uncut	9.084	19.744	13.020	22.526
0508009000	Cuttle-bone, unworked/simply prepared not cut to shape, powder&waste thereof	0	28.696	0	14.073
0511100000	Bovine semen	45	45	45.448	45.448
0511911000	Dead animals of fish/crustaceans, molluscs/other aquatic invertebrates	39.100	39.100	23.971	23.971
0511912000	Roes	479.149	535.941	293.750	328.545
0511913000	Artemia egg (brine shrimp egg)	8.496	32.900	58.750	585.670
0511919000	Oth. product of fish or crustaceans, molluscs or oth. aqua invertebrates	93.700	647.316	70.716	548.663
0511999000	Other animal products not elsewhere specified or included	497.795	725.732	487.835	746.563
0601100000	Bulbs, tubers, tuberous roots, corms, crowns & rhizomes, dormant	0	5.554	0	14.391
0601209000	Bulbs, tubers, tuberous roots, corms, crowns & rhizomes, in growth or in flower	8.456	29.015	12.619	36.997
0602109000	Unrooted cutting and slips of oth plants	13.315	76.741	10.284	61.326
0602200000	Trees, shrubs & bushes, grafted or not, of kinds which bear edible fruit or nuts	0	138	0	14.094
0602400000	Roses, grafted or not	0	168	0	7.539

**I.3. IMPOR MENURUT KOMODITI / IMPORT BY HS COMMODITY**  
**\*\*\* APRIL / APRIL 2010 \*\*\***

HS	Uraian Komoditi Commodity Description	Berat Bersih / Net Weight (Kg)		Nilai / Value C.I.F (US\$)	
		Bulan ini Current Month	Kumulatif Cum.Jan. to date	Bulan ini Current Month	Kumulatif Cum.Jan. to date
0602902000	Orchid seedlings	0	7.546	0	9.000
0602904000	Budded rubber stumps	2	2	40	40
0602909000	Other live plants; mushroom spawn	54.438	127.481	126.080	308.040
0603140000	Chrysanthemums, fresh flowers of a kindsuitable for bouquets/ornamental purpose	0	1.008	0	9.610
0603900000	Flowers of a suitable for ornamental, dried, dyed, bleached / othwise prep	0	1.232	0	3.653
0604100000	Mosses and lichens	0	11.660	0	34.661
0604910000	Foliage, branches & oth parts of plants,fresh	0	10.596	0	9.464
0604990000	Foliage, branches & oth parts of plants,other than fresh	0	11.937	0	24.906
0701100000	Potatoes seed, fresh or chilled,	0	600.180	0	539.462
0701900000	Potatoes, other than seed, fresh or chilled	2.801.932	8.125.847	1.671.746	4.830.636
0702000000	Tomatoes, fresh or chilled	886	3.884	599	9.818
0703101900	Onions,fresh/chilled,oth.than bulbsfor propagation	6.037.104	11.196.390	2.347.059	4.475.812
0703102900	Shallots,fresh/chilled,oth than bulbsfor propagation	11.219.389	42.258.790	5.030.931	18.758.320
0703209000	Garlic,fresh/chilled, oth than bulbsfor propagation	34.264.115	123.467.931	19.807.689	70.977.253
0703909000	Leeks & oth.alliaceou, fresh/chilledoth than bulbs for propagation	115.779	237.698	125.384	296.673
0704101000	Cauliflowers, fresh or chilled	17.440	89.957	21.693	106.564
0704102000	Headed broccoli, fresh or chilled	45.483	214.642	51.474	235.454
0704200000	Brussels sprouts, fresh or chilled	17	33	50	113
0704901000	Cabbages, fresh or chilled	5.279	16.608	4.312	16.027
0704909000	Kohlrabi, kale and similar ediblebrassic, fresh or chilled	10.845	31.638	12.916	36.717
0705110000	Cabbage lettuce (head lettuce), fresh or chilled	5.449	23.069	6.876	31.788
0705190000	Other lettuce, fresh or chilled	1.898	12.241	2.525	14.257
0705290000	Other chicory, fresh or chilled	491	2.496	160	5.144
0706101000	Carrots, fresh or chilled	2.901.945	8.758.530	1.509.252	4.670.618
0706102000	Turnips, fresh or chilled	0	213	0	241
0706900000	Salad beetroot,salsify,celeriac,radishand similar edible roots,fresh/chilled	5.591	23.890	7.490	20.798
0707000000	Cucumbers and gherkins, fresh/chilled	966	12.094	1.690	17.374
0708100000	Peas (pisum sativum), fresh/chilled	323.824	351.980	117.332	146.160
0708900000	Other leguminous vegetables, fresh orchilled	1.231	6.018	2.074	8.216
0709200000	Asparagus, fresh or chilled	803	3.573	977	4.346
0709300000	Aubergines (egg-plants),fresh/chilled	166	326	56	103
0709400000	Celery oth than celeriac,fresh/chilled	3.276	20.951	4.959	31.429
0709510000	Mushrooms of the genus agaricus, freshor chilled	71.504	178.553	97.798	231.797
0709590000	Other mushrooms, fresh or chilled	39.624	185.880	62.170	253.062
0709601000	Chillies, other than giant chillies,fresh or chilled	281.003	709.285	214.720	542.295
0709609000	Other fruits of the genus capsicum orof the genus piment, fresh or chilled	73	28.490	208	22.165
0709700000	Spinach, new zealand spinach & orachespina, fresh or chilled	2.255	10.998	3.480	13.645
0709909000	Other vegetables, fresh or chilled	54.784	386.114	61.998	390.399
0710100000	Potatoes, frozen	360.030	1.403.400	361.956	1.378.900
0710210000	Peas (pisum sativum), frozen	380.592	582.248	140.473	318.184
0710290000	Other leguminous vegetable, frozen	92.781	415.630	106.547	461.661
0710300000	Spinach,new zealand spinach and orachespina (garden spinach), frozen	26	4.400	82	13.417
0710400000	Sweet corn, frozen	67.192	218.590	67.001	192.316
0710800000	Other vegetables, frozen	6.523	136.389	11.814	220.382
0710900000	Mixtures of vegetables, frozen	52.480	247.518	53.210	246.171
0711209000	Olives, preserved in other preservation	153	5.780	1.637	19.666
0711901000	Sweet corn, provisionally preserved	0	17.700	0	11.750
0711902000	Chillies, provisionally preserved	0	25.222	0	16.141
0711903000	Capers, provisionally preserved	72	94	774	991
0711905000	Onions, preserved other than by sulphurdioxide gas	0	6	0	5
0711909000	Oth vegetables, mixtures of vegetablesprovisionally preserved	10.139	50.353	20.955	70.735
0712200000	Onios, dried, whole, cut, sliced,broken/in powder, but not further prep	271.116	1.093.058	764.374	3.234.114
0712310000	Mushrooms (genus agaricus), dried,whole,broken/in powder, but not further prep	4.510	16.195	11.686	47.402
0712320000	Wood ears (auricularia spp.),dried,whole,broken/in powder, but not further prep	5.643	93.101	7.940	95.038
0712330000	Jelly fungi (tremella spp.),dried,whole,cut, broken/in powder,but not furth prep	3.880	20.747	4.718	22.495
0712391000	Truffles, dried, whole, cut, sliced,broken/in powder, but not further prep	0	3.612	0	9.438
0712399000	Other mushrooms, dried, whole,cut,sliced,broken/in powder, but not further prep	31.995	265.593	85.180	548.904
0712901000	Garlic, whole, cut, sliced,broken/in powder, but not further prep	204.096	865.117	441.710	1.509.678
0712909000	Other vegetables/mixtures of vegetableswhole, cut, sliced, but not further prep	132.020	300.218	308.167	809.170
0713101000	Peas, dried, for sowing	0	19.547	0	55.374
0713109000	Peas, dried, other than for sowing	455.216	733.081	127.022	194.378
0713201000	Chickpeas(garbanzos), dried, for sowing	0	357	0	495
0713209000	Chickpeas(garbanzos), dried, other thanfor sowing	613	1.194	2.402	3.968
0713319000	Beans (vigna mungo hepper/vigna radiatawilczek), dried, other than for sowing	5.675.957	17.383.657	5.135.931	13.869.213
0713329000	Small red(adzuki) beans(phaseolus/vigna)dried, other than for sowing	23.045	23.107	9.954	9.971
0713331000	Kidney beans, including white pea beans(phaseolus vulgaris),dried,for sowing	161	161	954	954
0713339000	Kidney beans, including white pea beansdried, other than for sowing	768.000	2.428.653	264.684	879.461
0713399000	Other beans,dried,other than for sowing	649.000	1.239.920	388.847	949.716
0713409000	Lentils, dried, other than for sowing	281	2.951	1.051	6.687
0713509000	Broad beans & horse beans, dried,other than for sowing	1.073.350	2.685.222	662.318	1.614.731
0713901000	Other dried leguminous vegetables,for sowing	0	573	0	795
0713909000	Other dried leguminous vegetables,other than for sowing	129.371	857.711	60.163	411.786
0714101900	Manioc (cassava)sliced or in form of pellets	378	971	119	2.249
0714109000	Manioc (cassava), in other form	0	11.700	0	10.003
0714200000	Sweet potatoes	2.663	7.919	3.701	9.809
0714909000	Arrowroot, salep, jerusalem artichokes,& similar roots/tubers with high starch	11.914	49.845	13.460	51.499
0801110000	Coconuts, desiccated, fresh or dried	0	24.606	0	36.823
0801190000	Coconuts, other than desiccatedfresh or dried	195.335	1.249.937	132.934	825.761

**I.3. IMPOR MENURUT KOMODITI / IMPORT BY HS COMMODITY**  
**\*\*\* APRIL / APRIL 2010 \*\*\***

H S	Uraian Komoditi Commodity Description	Berat Bersih / Net Weight (Kg)		Nilai / Value C.I.F (US\$)	
		Bulan ini Current Month	Kumulatif Cum.Jan. to date	Bulan ini Current Month	Kumulatif Cum.Jan. to date
0801320000	Cashew nuts, shelled, fresh or dried	15.876	127.008	84.000	593.625
0802120000	Almonds, shelled, fresh or dried	44.491	198.474	222.595	949.512
0802220000	Hazelnut/filberts, shelled, fresh/dried	3.441	17.132	19.775	122.893
0802320000	Walnuts, shelled, fresh or dried	0	12.176	0	93.650
0802400000	Chestnuts (castanea spp.), fresh/dried,whether or not,shelled or peeled	2.192	16.734	2.126	17.874
0802500000	Pictachios, fresh or dried	3.206	9.900	8.977	52.177
0802600000	Macadamia nuts,fresh or dried,whether or not,shelled or peeled	0	91	0	1.235
0802901000	Areca nuts, fresh or dried	0	22.407	0	18.701
0802909000	Other nuts, fresh or dried	16.485	77.124	92.079	325.928
0803001000	Pisang mas, pisang rastali, pisangberangan & pisang embun, fresh/dried	240.655	493.007	100.757	202.692
0803009000	Other bananas, including plantains,fresh or dried.	107.882	373.138	72.167	395.099
0804100000	Dates, fresh or dried	780.547	1.470.893	701.752	1.264.168
0804200000	Figs, fresh or dried	120	184	448	1.070
0804300000	Pineapples, fresh or dried	5.164	15.922	3.567	19.830
0804400000	Avocados, fresh or dried	536	1.169	619	1.496
0804501000	Guavas	3.249	26.787	3.087	30.467
0804502000	Mangoes	223.239	773.678	171.218	572.373
0805100010	Oranges, fresh	1.374.104	4.246.654	1.100.007	3.287.273
0805200000	Mandarin (incl. tangerines & satsumas),& similar citrus hybrids, fresh or dried	22.716.126	100.139.512	20.400.085	88.888.580
0805400000	Grapefruit, including pomelosfresh or dried	0	92.883	0	77.680
0805500000	Lemons and limes, fresh or dried	24.597	185.744	24.601	181.265
0805900000	Other citrus fruit, fresh or dried	6.348	34.787	7.310	38.591
0806100000	Grapes, fresh	3.142.963	8.344.869	6.225.240	16.526.980
0806200000	Grapes, dried	181.099	366.637	278.040	545.135
0807110000	Watermelons, fresh	100.889	266.609	45.601	279.152
0807190000	Other melons, fresh	35.724	109.426	38.394	168.012
0807209000	Other papaws (papayas), fresh	70.959	213.352	32.614	212.071
0808100000	Apples, fresh	22.598.094	49.137.967	18.869.571	41.063.654
0808200000	Pears and quinces, fresh	12.246.617	28.642.382	9.578.014	22.640.500
0809100000	Apricots, fresh	0	17	0	72
0809300000	Peaches, including nectarines, fresh	12.020	18.791	12.528	20.312
0809400000	Plums and sloes, fresh	12.065	31.757	13.598	42.110
0810100000	Strawberries, fresh	512	42.598	927	95.231
0810200000	Raspberries, blackberries, mulberries,loganberries, fresh	0	105	0	700
0810500000	Kiwi fruit, fresh	133.826	303.124	232.915	519.384
0810600000	Durians, fresh	3.591.976	4.922.209	5.087.793	7.023.007
0810901000	Longans, fresh	1.874.739	4.764.405	2.188.319	5.569.037
0810903000	Rambutan, fresh	0	1.947	0	1.780
0810904010	Langsat, fresh	0	313	0	2.375
0810904020	Starfruit, fresh	133	898	44	6.141
0810905000	Jackfruits (cempedak and nangka), fresh	2.347	7.723	1.101	4.871
0810906000	Tamarinds, fresh	4.698	8.044	4.506	6.758
0810909000	Other fruit, fresh	686.956	1.981.633	563.941	1.629.518
0811100000	Strawberries, uncooked or cooked bysteaming or boiling water, frozen	27.000	85.395	32.979	87.446
0811200000	Raspberries,blackberries,mulberries,loganberries,currant,gooseberries,frozen	3.438	10.920	20.586	51.162
0811900000	Other fruit and nuts,uncooked/cooked bysteaming or boiling water, frozen	15.538	61.665	87.712	223.492
0812100000	Cherries, provisionally preserved	0	474	0	1.245
0812900000	Oth fruit & nut,provisionally preserved	13.500	26.561	41.200	75.494
0813100000	Apricots, dried	332	2.336	1.240	9.212
0813200000	Prunes, dried	0	1.829	0	6.050
0813300000	Apples, dried	22.479	110.949	32.078	154.251
0813401000	Longans, dried	134	2.395	243	2.517
0813402000	Tamarinds, dried	16.250	95.650	12.281	49.478
0813409000	Other fruit, dried,	1.056	12.136	343	32.186
0813502000	Mixture of which dates/nuts other thancashew nuts/brazil nut predmnt by weight	0	11.000	0	17.050
0814000030	Peel of citrus fruit or melons,watermelons, dried	0	1.119	0	7.352
0901111000	Arabica wib or robusta oib, not roastednot decaffeinated	1.024.678	14.049.120	1.583.050	20.686.207
0901119000	Oth coffee,not roasted,not decaffeinated	0	808.265	0	812.853
0901129000	Oth coffee, not roasted, decaffeinated	0	7.272	0	5.288
0901211000	Coffee, roasted, not decaffeinated,unground	49.250	131.254	266.827	936.162
0901212000	Coffee, roasted, not decaffeinated,ground	431	13.926	4.280	126.265
0901221000	Coffee, roasted, decaffeinated,unground	143	143	531	531
0901222000	Coffee, roasted, decaffeinated, ground	0	2.654	0	25.404
0901902000	Coffee substitutes containing coffee	0	846	0	1.673
0902109000	Green tea (not fermented), in packing<= 3 kg, other than leaf	2.087	8.576	3.728	19.513
0902201000	Green tea (not fermented), in packing> 3 kg, leaf	19.000	252.005	72.200	302.048
0902209000	Green tea (not fermented), in packing> 3 kg, other than leaf	65.927	150.086	76.932	218.749
0902301000	Black tea (fermented),in packing <= 3 kgleaf	238	1.223	4.687	21.581
0902309000	Black tea (fermented),in packing <= 3 kgother than leaf	10.844	21.127	109.001	214.719
0902401000	Black tea (fermented), in packing > 3 kgleaf	26.250	242.851	12.731	214.212
0902409000	Black tea (fermented), in packing > 3 kgother than leaf	458.515	1.911.874	1.012.041	4.220.012
0904111000	White pepper, neither crushed nor ground	668.500	1.814.000	211.494	588.618
0904112000	Black pepper, neither crushed nor ground	13.705	27.599	37.595	78.490
0904121000	White pepper, crushed or ground	150	1.164	2.096	11.744
0904122000	Black pepper, crushed or ground	1.461	10.588	10.474	75.434
0904129000	Other pepper, crushed or ground	658	2.498	3.315	20.915
0904201000	Chillies, dried	1.147.626	4.913.355	984.904	4.184.919
0904202000	Chillies, crushed or ground	129.267	625.928	146.682	664.794

**I.3. IMPOR MENURUT KOMODITI / IMPORT BY HS COMMODITY**  
**\*\*\* APRIL / APRIL 2010 \*\*\***

HS	Uraian Komoditi Commodity Description	Berat Bersih / Net Weight (Kg)		Nilai / Value C.I.F (US\$)	
		Bulan ini Current Month	Kumulatif Cum.Jan. to date	Bulan ini Current Month	Kumulatif Cum.Jan. to date
0904209000	Oth fruits of the genus capsicum/pimenta, dried or crushed or ground	12.875	29.795	18.743	55.517
0905000090	Other vanilla	4.199	13.852	48.846	61.186
0906110000	Cinnamon (cinnamomum zeylanicumblume),neither crushed nor ground	0	5.000	0	8.500
0906190000	Cinnamon-tree flowersneither crushed nor ground	8	28	29	115
0906200000	Cinnamon and cinnamon-tree flowers,crushed or ground	211.175	400.895	250.563	643.432
0907000020	Cloves, cloves and stems	20.897	20.897	96.581	96.581
0908100010	Nutmeg, in shell	0	3.000	0	12.000
0908100020	Nutmeg, shelled	4	335	24	4.792
0908300000	Cardamoms	0	21	0	207
0909101000	Seeds of anise	25.000	84.270	8.794	32.267
0909200000	Seeds of coriander	1.020.991	4.802.868	336.766	1.551.140
0909300000	Seeds of cumin	132.018	396.720	132.292	426.241
0909400000	Seeds of caraway	99.167	487.097	41.089	188.545
0909500000	Seeds of fennel or juniper berries	52.314	198.827	21.594	69.126
0910100000	Ginger	5.897	213.474	4.436	184.795
0910200000	Saffron	0	476	0	3.681
0910300000	Turmeric (curcuma)	116	699	57	3.167
0910910000	Mixtures of spices	1.617	2.417	15.254	19.666
0910991000	Thyme; bay leaves	855	1.967	5.335	15.140
0910992000	Curry	125	7.881	467	7.848
0910999000	Other spices	67.641	193.096	57.118	154.945
1001100000	Durum wheat	3.334.200	20.340.841	869.156	5.333.723
1001901100	Meslin, for human consumption	0	1.438	0	9.698
1001901900	Other wheat, for human consumption	370.910.197	1.485.625.148	100.267.796	406.074.612
1001909900	Other wheat, not for human consumption	0	42.153	0	8.154
1004000000	Oats	70.222	184.062	40.530	105.224
1005100000	Maize (corn), seeds	255.327	427.494	706.809	1.112.750
1005901000	Popcorn	260.425	893.584	168.431	668.805
1005909000	Maize (corn), other than seeds	81.962.823	183.701.583	18.989.033	43.077.725
1006100000	Rice in the husk (paddy or rough)	188.050	846.800	854.900	2.830.650
1006301900	Fragrant rice, broken > 25%semi-milled or wholly milled rice	218.386	262.743	280.772	365.785
1006303000	Glutinous rice (pulut), semi-milled orwholly milled rice	11.609.700	43.393.375	6.728.698	26.487.628
1006400000	Broken rice	14.650.000	25.730.242	6.078.050	10.500.291
1008200000	Millet	929.410	3.580.022	299.255	1.159.192
1008300000	Canary seed	361.606	817.710	192.062	418.990
1008900000	Other cereals	1.129	121.487	20.177	71.704
1101001000	Wheat flour	52.398.785	235.611.906	17.245.650	77.266.874
1101002000	Meslin flour	100	100	801	801
1102100000	Rye flour	1.071	4.353	3.998	12.113
1102200000	Maize (corn) flour	890	178.273	3.078	123.720
1102900010	Rice flour	203	203	760	760
1102900090	Other cereal flours	648.525	2.371.775	227.095	836.828
1103112000	Groats and meals of durum or hard wheatsemolina	15	2.478	149	3.716
1103119000	Other groats and meals of wheat	15.663	29.950	13.633	24.424
1103130000	Groats and meals of maize (corn)	1.442	39.220	772	26.813
1103199000	Groats and meals of other cereals	0	39	0	644
1103200000	Cereal pellets	11.677	42.769	6.250	25.858
1104120000	Rolled/flaked grains of oats	335.010	1.350.148	231.722	930.223
1104191000	Rolled/flaked grains of maize (corn)	9.187	80.062	13.059	84.203
1104199000	Rolled/flaked grains of other cereals	196	4.841	401	7.586
1104220000	Other worked grains of oats	0	1.814	0	5.897
1104230000	Other worked grains of maize (corn)	0	35.400	0	23.500
1104292000	Other worked grains of barley	97	97	605	605
1104299000	Other worked grains of other cereals	2.249.130	4.261.354	639.285	1.241.560
1104300000	Germ of cereals, whole, rolled, flakedor ground	225	225	742	742
1105100000	Flour, meal and powder of potatoes	77	270.655	13.263	164.414
1105200000	Flakes, granules and pellets of potatoes	656.795	2.284.856	926.839	3.202.195
1106100000	Flour, meal and powder of the driedleguminous vegetables of heading 07.13	13.000	17.614	37.180	42.980
1106202100	Meal of sago	18	18	193	193
1106202900	Flour and powder of sago	0	23.000	0	8.856
1106300000	Flour,meal and powder of the driedleguminous vegetables of prod.chapter 8	48.368	190.710	159.677	527.148
1107100000	Malt, not roasted	2.934.187	10.237.679	1.773.750	6.069.796
1107200000	Malt, roasted	15.587	36.799	24.147	45.467
1108110000	Wheat starch	327.340	998.488	157.275	471.411
1108120000	Maize (corn) starch	9.845.520	53.980.408	3.905.947	20.946.741
1108130000	Potato starch	1.749.798	5.098.469	1.007.440	2.604.562
1108140000	Manioc (cassava) starch	68.458.150	229.604.572	29.447.437	89.729.846
1108199000	Other starches	93	12.124	1.978	70.487
1108200000	Inulin	178.688	1.447.656	624.096	4.937.571
1109000000	Wheat gluten, whether or not dried	253.045	810.492	236.430	794.160
1201001000	Soya beans, whether or not broken,suitable for sowing	352.174	481.344	246.151	306.995
1201009000	Other soya beans, whether or not broken	217.000.381	729.241.823	100.278.113	341.487.224
1202101000	Ground nuts, not roasted or otherwisecooked, in shell, suitable for sowing	0	25.601	0	8.504
1202109000	Oth ground nuts, not roasted/otherwisecooked, in shell	11.195.878	30.610.384	9.425.059	25.930.056
1202200000	Ground nuts, shelled	12.610.622	40.367.443	13.452.312	43.187.434
1203000000	Copra	0	4.022	0	580
1204000000	Linseed, whether or not broken.	0	751	0	1.128
1205100000	Low erucic acid rape or colza seedswhether or not broken	0	2.141	0	6.665

**I.3. IMPOR MENURUT KOMODITI / IMPORT BY HS COMMODITY**  
**\*\*\* APRIL / APRIL 2010 \*\*\***

HS	Uraian Komoditi Commodity Description	Berat Bersih / Net Weight (Kg)		Nilai / Value C.I.F (US\$)	
		Bulan ini Current Month	Kumulatif Cum.Jan. to date	Bulan ini Current Month	Kumulatif Cum.Jan. to date
1205900000	Other rape or colza seeds whether or not broken	0	17.564	0	6.610
1206000000	Sunflower seeds, whether or not broken	897.886	3.163.835	317.868	1.281.258
1207200000	Cotton seeds, whether or not broken	0	24.000	0	39.600
1207400000	Sesamum seeds, whether or not broken	577.510	2.219.447	306.077	1.129.372
1207500000	Mustard seeds, whether or not broken	12	12	133	133
1207910000	Poppy seeds, whether or not broken	0	10	0	87
1207992000	Palm nuts and kernels whether or not broken	1.980	2.027	282.128	289.528
1207993000	Safflower seeds whether or not broken	694	2.352	272	884
1207999000	Other oil seeds & oleaginous fruits, whether or not broken	9.263	59.798	313.089	397.548
1208100000	Flours and meals of soya beans	181.926	2.634.577	121.226	1.346.909
1208900000	Flours & meal of oth oil seed/oleaginous fruits, other than those of mustard	4.178	9.921	1.599	12.426
1209290000	Other seeds of forage plants, of a kind used for sowing	0	111.194	0	416.114
1209300000	Seeds of herbaceous plants cultivated principally for their flowers	0	522	0	3.825
1209910000	Vegetable seeds, of a kind used for sowing	49.510	73.216	902.973	2.252.312
1209999000	Other seeds of a kind used for sowing	159.417	291.883	1.095.966	1.779.084
1210100000	Hop cones, neither ground nor powdered, nor in the form of pellets	0	321	0	4.413
1210200000	Hop cones, ground, powdered or in the form of pellets; lupulin	2.950	7.568	22.377	59.364
1211201000	Ginseng roots, cut, crushed/powdered form	580	22.671	10.285	274.649
1211209000	Ginseng roots, in other forms	1.627	1.627	825	825
1211901100	Cannabis, in cut, crushed or powdered form, used for pharmacy	3.369	26.449	1.708	10.930
1211901300	Rauwolfia serpentina roots used for pharmacy	261.173	835.560	371.160	2.398.599
1211901400	Other plants, in cut, crushed or powdered form, used for pharmacy	100.432	200.432	160.692	294.692
1211901900	Other plants, in other forms used for pharmacy	50.063	208.938	61.474	182.483
1211909100	Pyrethrum, in cut, crushed or powdered form	14.000	43.185	96.460	297.055
1211909500	Gaharu wood chips, in cut, crushed or powdered form	242	242	2.675	2.675
1211909600	Liquorice roots, in cut, crushed or powdered form	0	23.148	0	11.302
1211909900	Oth plants, in cut, crushed/powdered form, used for other purposes	11.232	84.473	16.556	213.758
1212201100	Seaweeds & oth algae, fresh, chilled/dried of a kind used in pharmacy	26	26	12.250	12.250
1212201900	Seaweeds & oth algae, fresh, chilled/dried, used in dyeing, tanning, perfumery	206.682	399.639	381.608	782.807
1212202000	Seaweeds & oth algae, fresh, chilled/dried, for oth, not for human consumption	0	52.000	0	66.170
1212209000	Oth seaweeds & oth algae, fresh, chilled, dried, primarily for human consumption	15.192	44.882	48.433	190.976
1212993000	Melon seeds	0	322	0	402
1212999000	Other vegetable product, of a kind used primarily for human consumption	43.547	159.193	37.246	112.871
1213000000	Cereal straw and husks, unprepared	1.500	2.500	10.125	16.875
1214100000	Lucerne (alfalfa) meal and pellets	9.773	38.031	2.791	9.890
1214900000	Other forage products, whether/not in the form of pellets.	2.500	130.550	94	40.584
1301200000	Gum arabic	3.680	75.248	26.962	409.073
1301901000	Gum benjamin	20.585	88.730	44.280	140.499
1301902000	Gum damar	183.000	457.218	220.048	535.440
1301909000	Other gum and resin	52.253	462.868	211.996	770.003
1302119000	Other opium, whether or not modified	0	308	0	243.448
1302120000	Saps and extracts of liquorice, whether or not modified	11.685	231.416	105.913	2.156.339
1302130000	Saps and extracts of hops, whether or not modified	378	32.738	11.884	258.556
1302193000	Other medicinal extracts derived from vegetable products	12.376	37.320	461.550	1.571.940
1302194000	Vegetable saps, extracts of pyrethrum or of the root of plants containing rotenone	480	1.230	5.040	7.938
1302195000	Japan (or chinese) lacquer (natural lacquer)	0	1.000	0	4.350
1302199000	Other saps and extracts of vegetable	65.227	289.418	701.599	3.217.343
1302200000	Pectic substances, pectinates & pectates	22.101	65.475	232.949	745.527
1302310000	Agar-agar	4.303	156.338	17.594	366.042
1302320000	Mucilages & thickeners, whether or not modified, derived from locust beans/guar	242.331	890.748	677.511	1.797.073
1302391000	Carageenan	42.873	265.780	211.093	1.927.416
1302399000	Mucilages & thickeners, whether or not modified, derived from vegetable products	34.219	211.133	264.850	1.991.241
1401100000	Bamboos used primarily for plaiting	97.425	150.306	37.244	73.536
1401200000	Rattans, used primarily for plaiting	8.791	8.791	23.248	23.248
1404200000	Cotton linters	0	13	0	141
1404902000	Barks of a used primarily in tanning	0	1.100	0	880
1404909000	Other vegetable products not elsewhere specified or included	586.968	1.209.011	101.128	243.409
1502001900	Unedible tallow of bovine animal, sheep or goats, other	14.115	30.283	10.967	32.647
1502009900	Unedible fats other than tallow of bovine animals, sheep or goats, other	19.000	117.738	9.785	69.211
1504101000	Fish-liver oils and their fractions, fit for human consumption	1.806	13.206	14.466	53.776
1504109000	Fish-liver oils and their fractions, unfit for human consumption	0	26.223	0	29.192
1504201000	Fats & oil of fish, not liver oil solid fraction, not chemically modified	111.174	230.888	574.567	2.372.337
1504209000	Fats & oil of fish, not liver oil other fraction, not chemically modified	314.629	1.480.642	853.068	3.247.368
1505001000	Lanolin	10.562	27.517	68.083	156.350
1505009000	Other wool grease and fatty substances derived therefrom	4.670	9.891	36.180	74.904
1506000000	Other animal fats and oils, and their fractions, not chemically modified	10.997	23.752	17.919	41.553
1507100000	Crude oil of soya bean, whether or not degummed	792	1.188	2.772	4.142
1507901000	Refined oil of soya bean	317.002	1.172.042	335.978	1.265.693
1507902000	Fraction of unrefined soya-bean oil	687.065	3.036.994	762.699	3.487.721
1507909000	Other soya bean oil and its fractions	439.434	1.824.092	515.413	2.095.888
1508909900	Other ground-nut oil, oth than solid fractions, not chemically modified	0	1	0	149
1509101000	Virgin olive oil, in packing of net weight <=30 kg	8.078	55.039	38.937	232.749
1509109000	Virgin olive oil, in packing of net weight >30 kg	15.909	98.716	77.919	383.857
1509901100	Refined olive oil, in packing of net weight <=30 kg	0	46	0	106
1509909900	Other olive oil, whether/not refined, in packing of net weight >30 kg	7.608	69.480	37.138	255.584
1510001000	Crude oil, obtained solely from olives	0	4.144	0	17.246
1510009900	Oth oils, obtained solely from olives, not chemically modified	5.956	47.764	16.485	112.474
1511100000	Crude palm oil	0	1.998.301	0	1.598.884

**I.3. IMPOR MENURUT KOMODITI / IMPORT BY HS COMMODITY**  
**\*\*\* APRIL / APRIL 2010 \*\*\***

HS	Uraian Komoditi Commodity Description	Berat Bersih / Net Weight (Kg)		Nilai / Value C.I.F (US\$)	
		Bulan ini Current Month	Kumulatif Cum.Jan. to date	Bulan ini Current Month	Kumulatif Cum.Jan. to date
1511909010	Palm oil, refined, bleached & deodorised (rbd)	18.700	12.270.829	21.370	9.569.286
1511909090	Other palm oil and its fractions,not chemically modified	0	219.691	0	178.286
1512110000	Crude oil of sunflower seed/safflower	23	23	876	876
1512191000	Refined oil of sunflower-seed/safflower	65.371	205.684	116.497	349.154
1512192000	Fraction of unrefined sunflower-seed orsafflower oil	63.780	715.956	84.993	964.642
1512199000	Other fractions of sunflower-seed/safflower, but not chemically modified	142.285	290.282	204.162	538.139
1512299000	Other fractions of cotton seed oil, notchemically modified	0	254	0	1.235
1513191000	Coconut oil, refined	0	154	0	591
1513192000	Fraction of unrefined coconut(copra) oil	0	195	0	1.291
1513199000	Coconut oil, refined, bleached & deodorised (rbd)	17.189	105.543	9.138	73.829
1513291100	Solid fract, not chemically modified,ofunrefine palm kernel stearin/babassu oil	56.310	214.115	83.000	343.600
1513291900	Oth fract, not chemically modified, ofunrefine palm kernel stearin/babassu oil	41.600	85.600	54.912	110.902
1513292100	Solid fract, not chemically modified,ofrefine palm kernel stearin/babassu oil	20.000	77.637	31.000	99.578
1513299900	Other fractions of palm kernel oil or,babassu oil, not chemically modified	35.573	40.667	81.012	96.881
1514110000	Crude oil of low erucid acid rape orcolza	9.447	53.478	8.416	48.562
1514191000	Low erucid acid rape/colza oil, refined	3.381	7.108	5.990	11.940
1514192000	Fraction of unrefined low erucid acidrape or colza oil	9.202	75.735	21.070	172.154
1514199000	Oth fraction of low acid rape/colza oilnot chemically modified	11.225	24.659	21.715	53.724
1514911000	Crude oil of oth rape/colza oil & itsfractions	0	55	0	1.066
1514919000	Crude oil of mustard	0	1	0	52
1514999100	Oth fractions of rape or colza oil	238.114	476.263	269.503	541.117
1514999900	Oth fractions of mustard oil	624	5.301	16.552	45.719
1515110000	Crude oil of linseed	0	15.200	0	57.912
1515190000	Other linseed oil and its fractions	118.405	829.045	169.942	1.180.485
1515210000	Crude oil of maize (corn)	1.285	1.884	1.146	1.707
1515299100	Solid fraction, not chemically modifiedof refined maize (corn) oil	0	61.440	0	94.602
1515299900	Oth fractions, not chemically modifiedof refined maize (corn) oil	69.963	157.313	168.545	395.534
1515301000	Crude oil of castor	15.600	62.400	21.684	86.736
1515309000	Other castor oil and its fractions	50.653	406.380	91.857	636.574
1515509000	Fraction of refined sesame oil	38.675	194.419	69.173	411.100
1515901200	Fraction of unrefined tengkawang oil	585	752	6.295	8.915
1515901900	Fraction of refined tengkawang oil	100	100	1.850	1.850
1515909100	Crude oil of other fixed vegetable fatsand oils	20.000	55.790	10.800	30.127
1515909900	Other fixed vegetable fats and oils andtheir fractions	5.336	158.738	54.154	640.023
1516101000	Animal fats & oils and their fractions,in packing net weight >=10 kg	39.500	79.000	88.100	167.200
1516109000	Animal fats & oils and their fractions,in packing net weight < 10 kg	0	9.044	0	5.766
1516201100	Re-esterified fats & oils of soya beanand its fraction	76.012	290.984	125.939	453.519
1516201200	Re-esterified of crude palm oil and itsfraction	295.290	1.002.445	459.380	1.687.028
1516201300	Re-esterified fats & of palm oil, othercrude and its fraction	8.000	303.602	15.600	418.986
1516201800	Re-esterified fats & oils of olivesand its fraction	22	40	194	395
1516201900	Oth vegetable fat, re-esterified fats &oils and its fraction	654.987	1.999.249	911.355	2.804.042
1516202300	Hydrogenated fats in flakes of olives	15.828	15.828	9.090	9.090
1516202900	Other hydrogenated vegetable fatsin flakes	975.020	3.525.278	1.511.405	5.304.176
1516204000	Hydrogenated and refined, bleached anddeodorised palm kernel stearin or olein	575.380	2.764.680	592.214	2.650.420
1516207000	Refined, rbd palm stearin with iodinevalue not exceeding 48	0	39.255	0	63.361
1516209100	Oth fat & oils of ground-nuts, palm oilor coconuts	361.280	361.280	372.425	372.425
1516209900	Other vegetable fats and oils and theirfractions	588.586	1.854.687	781.974	2.386.256
1517100000	Margarine, excl. liquid margarine	62.136	238.226	78.981	404.001
1517901000	Imitation ghee	0	36.080	0	44.740
1517902000	Liquid margarine	61.475	250.160	138.788	598.173
1517903000	Mould release preparations	943	1.543	10.560	22.162
1517904300	Shortening	4.526	42.989	3.610	56.524
1517905000	Solid mixtures or prep of vegetablefats or oils or of their fractions	49.991	137.932	83.154	235.534
1517906200	Liquid mixtures or prep of fats/oil,which palm oil predominates	1.112	31.615	3.132	70.161
1517906900	Liquid mixtures or prep of fats/oil,which oth vegetable oil predominates	45.365	83.223	42.797	113.666
1517909000	Oth edible mixtures or prep ofanimal or vegetable fats or oils	99.851	242.179	1.448.073	4.530.238
1518001200	Animal fats and oils, boiled, oxidised,dehydrated,sulphurised,blown,polymerised	32.800	76.817	66.256	155.206
1518001400	Ground-nut,soya-bean, palm/coconut oilpolymerised,or oth chemically modified	303.320	845.932	407.370	1.158.422
1518001500	Linseed oil&its fract,boiled,oxidised,dehydrated,sulphurised,blown,polymerised	0	15.600	0	24.960
1518001600	Olive oil&its fract,boiled, oxidised,dehydrated,sulphurised,blown,polymerised	21.347	91.225	86.892	387.200
1518001900	Oth animal/vegetable fat & oils, boiled,dehydrate,sulphurise,blown,polymerised	116.471	271.933	102.671	263.681
1518002000	Inedible mixtures/preparation of animalfats or oils or of different fats/oils	128.903	333.255	174.879	471.726
1518003100	Inedible mixtures/preparations ofpalm oil (including palm kernels)	580	916	2.371	3.924
1518003200	Inedible mixtures/preparations ofground-nuts, soya-beans or coconuts	88.000	232.000	130.960	349.760
1518003300	Inedible mixtures/preparation of linseed	0	15.200	0	41.040
1518003900	Inedible mixtures or preparate of othervegetable fats or oils	1.660	81.556	16.292	194.653
1518006000	Inedible mixture & preparate of animalor vegetable fats or oils	129.050	403.417	543.163	1.748.974
1520009000	Glycerol waters and glycerol lyes	6.102	6.955	100.850	109.718
1521100000	Vegetable waxes(oth.than triglycerides)whether or not refined or colored	19.488	91.434	128.123	418.635
1521901000	Bee wax and other insect waxes, whetheror not refined or colored	0	200	0	4.705
1521902000	Spermaceti, whether or not refined orcolored	5.515	10.612	19.604	40.213
1522009000	Residues resulting f/the treatment of fatty substan.or animal/vegetable waxes	720	14.238	7.052	152.760
1601000019	Sausages, containing both pork	0	347	0	720
1601000090	Other sausages and similar products ofmeat, meat offal or blood	8.724	32.137	20.569	61.219
1602101000	Prepared or preserved meat offal/bloodcontaining pork, in airtight containers	7.682	27.031	18.879	50.973
1602109000	Prepared or preserved meat, or bloodcont both pork, in airtight containers	0	6.963	0	7.360
1602411000	Hams and cuts thereof of swine,in airtight containers	0	4.497	0	4.770
1602421000	Shoulders and cuts thereof of swinein airtight containers	0	12.518	0	13.625

**I.3. IMPOR MENURUT KOMODITI / IMPORT BY HS COMMODITY**  
**\*\*\* APRIL / APRIL 2010 \*\*\***

HS	Uraian Komoditi Commodity Description	Berat Bersih / Net Weight (Kg)		Nilai / Value C.I.F (US\$)	
		Bulan ini Current Month	Kumulatif Cum.Jan. to date	Bulan ini Current Month	Kumulatif Cum.Jan. to date
1602429000	Shoulders and cuts thereof of swine in other than airtight containers	0	16.986	0	18.440
1602491100	Luncheon meat of swine, in airtight containers	0	6.601	0	7.350
1602491900	Luncheon meat of swine, in other than airtight containers	2.361	3.273	9.856	11.217
1602500000	Other prepared or preserved meat offal or blood of bovine animals	24.381	201.403	91.310	837.108
1602909000	Oth prepared/preserved meat offal/blood of any animal	0	566	0	1.172
1603001000	Extracts & juices of chicken, with herbs	0	438	0	907
1603003000	Extracts/juices of oth meat, fish/crustamolluscs/aquatic invertebr, with herbs	0	56.000	0	46.440
1603009000	Extracts/juices of oth meat, fish/crustamolluscs/aquatic invertebr, without herbs	567	2.059	17.189	41.100
1604111000	Salmon, prepared/preserved in airtight containers	0	10.265	0	153.503
1604131100	Sardines, prepared/preserved in airtight container	54.496	215.099	61.829	458.551
1604131900	Sardines, prepared or preserved in other than airtight containers	0	5.436	0	11.764
1604139900	Sardinella and brisling or sprats, prep/preserved not in airtight containers	190.040	409.201	275.493	742.356
1604141000	Tunas, skipjack & bonito (sarda spp), prepared/preserved in airtight container	129.883	178.317	467.160	633.398
1604149000	Tunas, skipjack, bonito (sarda spp), prep/preserved not in airtight containers	320	335	1.337	1.357
1604151000	Mackerel, prepared or preserved, in airtight containers	11.227	91.960	34.271	264.575
1604159000	Mackerel, prepared or preserved, in other than airtight containers	0	25.224	0	69.290
1604161000	Anchovies, prepared or preserved, in airtight containers	0	1.688	0	28.526
1604169000	Anchovies, prepared or preserved, in other than airtight containers	0	589	0	2.393
1604193000	Other fish, whole or in pieces, but not minced, in airtight containers	0	6.220	0	82.104
1604199000	Other fish, whole/in pieces, not minced, prepared/preserved in other	618	6.378	959	23.478
1604201900	Sharks fins, prepared and ready for use other than airtight containers	5.252	17.214	11.260	43.003
1604209900	Oth prepared/preserved fish, in other than airtight containers	29.393	98.258	95.787	335.343
1604309000	Caviar and caviar substitutes, prepared/preserved not in airtight containers	51	653	80	794
1605101000	Crabs in airtight containers prepared or preserved	0	23.611	0	129.191
1605109000	Crabs in other than airtight containers prepared or preserved	15.885	46.949	48.272	150.066
1605209900	Oth aquatic invertebrata in oth containers, prepared or preserved	2.307	8.469	7.683	27.347
1605901000	Abalone, prepared or preserved	0	42.789	0	125.388
1605909000	Oth crustaceans, molluscs & oth aquatic invertebrates, prepared or preserved	6.204	32.301	14.308	120.378
1701110010	Cane sugar, icumsa minimal 1200	92.099.340	195.799.340	50.713.628	108.004.418
1701110090	Cane sugar, icumsa maximal 1200	205	205	1.667	1.667
1701910000	Cane/beet sugar, added flavour/color	0	15.900.000	0	12.072.750
1701991100	Refined sugar, white	25.427.420	99.722.586	19.071.137	69.880.933
1701991900	Other refined sugar	0	2.500.000	0	1.636.500
1701999000	Other cane or beet sugar, & chemically pure sucrose, in sold form	120.680.000	369.043.750	89.225.893	282.812.718
1702110000	Lactose and lactose syrup, containing by weight 99% or more lactose	1.510.534	5.239.448	1.549.020	5.473.468
1702190000	Lactose and lactose syrup, containing by weight less than 99% lactose	330.199	1.144.178	620.638	2.065.393
1702200000	Maple sugar and maple syrup	4.322	11.375	2.651	8.758
1702301000	Glucose, containing fructose < 20%	1.882.527	7.471.625	1.237.524	5.023.876
1702302000	Glucose syrup, containing fructose < 20%	1.855.150	7.260.836	976.600	3.258.713
1702400000	Glucose and glucose syrup, containing 20% <= fructose < 50%	79.950	415.825	54.366	277.290
1702500000	Chemically pure fructose	44.000	100.023	70.215	150.893
1702601000	Fructose, containing fructose > 50%	5.000	68.000	20.000	94.300
1702602000	Fructose syrup, containing fructose > 50%	195.320	1.001.980	92.725	434.043
1702901000	Maltose	627.235	3.719.546	409.343	2.175.431
1702902000	Artificial honey, whether or not mixed with natural honey	0	81.961	0	254.260
1702903000	Flavoured or colored sugars (excluding maltose)	2.260	4.597	5.446	10.760
1702904000	Caramel	228.763	792.943	280.627	928.412
1702909000	Other sugar, incl. invert sugar & sugar syrup blends cont. 50% of fructose	1.701.844	14.617.832	1.699.781	11.826.811
1703109000	Cane molasses not containing added flavouring or coloring matter	18.382	18.448	12.821	13.108
1703909000	Oth molasses result from extract/refine sugar, not cont add flavour/color matter	20.000.600	28.001.750	3.739.494	5.352.895
1704100000	Chewing gum, whether or not sugar-coated	19.155	232.583	66.172	1.417.246
1704901000	Medicated sweets	37.363	180.181	238.000	1.232.967
1704902000	White chocolate	5.898	22.061	29.635	106.934
1704909000	Oth sugar confectionery, not cont. cocoa	549.699	1.858.205	1.222.509	4.477.664
1801000000	Cocoa beans, whole or broken, raw/roasted	2.604.636	10.182.066	9.649.497	37.802.919
1802000000	Cocoa shells, husks, skins & oth cocoa waste	200.192	515.431	20.020	51.545
1803100000	Cocoa paste, not defatted	0	49.407	0	192.739
1803200000	Cocoa paste, wholly or partly defatted	346.289	610.597	1.019.427	1.555.478
1804000000	Cocoa butter, fat and oil	2.249	3.996	24.383	34.446
1805000000	Cocoa powder, not containing added sugar or other sweetening matter	1.699.437	5.364.763	5.944.544	16.751.576
1806100000	Cocoa powder, containing added sugar or other sweetening matter	99.915	467.776	82.781	408.132
1806201000	Chocolate confectionary in blocks, slab bars, weighing > 2 kg	24.869	278.143	83.842	797.857
1806209000	Oth chocolate & oth food preparations cont. cocoa, weighing > 2 kg	25.047	70.549	72.868	215.705
1806311000	Chocolate confectionary in blocks, slab bars, filled, weighing > 2 kg	10.604	46.351	102.008	369.072
1806319000	Oth chocolate & oth food preparations cont. cocoa, filled, weighing > 2 kg	114.126	454.527	688.588	2.901.575
1806321000	Chocolate confectionary in blocks, slab bars, not filled, weighing > 2 kg	14.399	64.441	71.959	323.647
1806329000	Oth chocolate & oth food preparations cont. cocoa, not filled, weighing > 2 kg	19.252	66.658	85.661	281.849
1806901000	Chocolate confectionary in tablets or pastilles	12.094	14.706	50.371	67.592
1806902000	Food preparations of flour, meal, starch cont. 40% <= cocoa < 50%, not for retail	0	627	0	891
1806909000	Food preparations of flour, meal, starch cont. 40% <= cocoa < 50%, for retail	43.297	190.750	259.015	778.986
1901101000	Preparations of malt extract for infant use, put up for retail sale	27.939	54.114	71.836	138.928
1901102000	Prep for infant use, of goods of heading 0401 to 0404 of malt for infant use	7.200	208.037	63.247	2.044.723
1901103000	Preparations of soya bean powder for infant use, put up for retail sale	433.661	1.926.024	1.509.008	6.613.894
1901109000	Food preparations of without containing fat for baby	367.156	1.070.717	811.042	2.545.193
1901201000	Mixes & doughs of flour, groats, meal, starch/malt extract, not cont. cocoa	37.809	133.449	97.244	363.937
1901202000	Mixes & doughs of flour, groats, meal, starch/malt extract, containing cocoa	1.039	4.868	7.288	27.350
1901203000	Other mixes and doughs for prep. of bakers wares, not containing cocoa	79.251	258.739	158.982	468.968
1901204000	Other mixes and doughs for prep. of bakers wares, containing cocoa	0	6.764	0	10.093



**I.3. IMPOR MENURUT KOMODITI / IMPORT BY HS COMMODITY**  
**\*\*\* APRIL / APRIL 2010 \*\*\***

HS	Uraian Komoditi Commodity Description	Berat Bersih / Net Weight (Kg)		Nilai / Value C.I.F (US\$)	
		Bulan ini Current Month	Kumulatif Cum.Jan. to date	Bulan ini Current Month	Kumulatif Cum.Jan. to date
1901901000	Infant food prep for lactase deficieny,medical not put up for retail sale,	8.971	8.971	10.279	10.279
1901902000	Malt extractInfant food, not put up for retail sale	291.803	951.938	352.394	1.205.499
1901903100	Filled milk, prep. of goods of heading04.01 to 04.04	290.857	1.009.018	758.924	2.878.955
1901903900	Oth medical food prep of goods ofheading 0401 to 0404	339.598	2.074.598	727.645	4.101.102
1901904100	Other soya based preparation, in powderform	0	12.130	0	33.709
1901904900	Other soya based preparations, in otherform	857.633	3.559.043	1.607.943	6.446.951
1901909010	Kerupuk of shrimps	14.638	31.548	23.330	49.939
1901909090	Oth preparation of medical food cont.cocoa	179.347	1.213.044	641.810	3.732.227
1902110000	Uncooked pasta, not stuffed/otherwiseprepared, containing eggs	92.691	319.820	92.159	432.967
1902192000	Rice vermicelli (bee hoon)	520	212.166	2.184	189.861
1902199000	Oth uncooked pasta, not containing eggs	213.466	1.158.692	319.142	1.381.913
1902201000	Stuffed pasta, whether or not cookedor otherwise prepared	13.721	44.251	48.646	155.877
1902209000	Oth stuffed pasta, whether or not cooked	118	8.559	259	12.361
1902301000	Instant noodles	9.185	49.793	39.137	132.438
1902302000	Instant rice vermicelli	85.748	92.000	95.016	115.737
1902309000	Other stuffed pasta	190.080	584.415	222.237	1.031.843
1902400000	Couscous	288	2.036	542	3.731
1903000000	Pearl tapioca, flakes, sefting andsubstitutes of tapioca	836.086	856.351	358.014	417.512
1904100000	Prepared foods obtained by the swellingor roasting of cereals/cereal products	270.044	1.452.639	622.191	3.689.463
1904200000	Prapared foods of mixtures of roastedor unroasted cereal flakes products	26.115	54.643	61.892	154.032
1904901000	Rice preparations, including pre-cookedrice	3.825	303.135	3.100	355.340
1904909000	Oth prepared foods obtained of cerealsor cereal products	26.648	65.912	50.984	109.359
1905100000	Crispbread	11.706	89.056	23.947	147.639
1905200000	Gingerbread and the like	0	379	0	1.488
1905311000	Sweet biscuits not containing cocoa	123.886	365.621	331.060	1.008.253
1905312000	Sweet biscuits containing cocoa	85.135	327.548	227.682	884.323
1905320000	Waffles and wafers	201.679	734.622	795.502	2.661.387
1905400000	Rusks, toasted bread & similar toastedproducts	25.232	157.016	48.662	275.130
1905902000	Other unsweetened biscuits	11.497	28.081	34.671	78.905
1905903000	Cakes	147.138	271.507	154.895	359.840
1905904000	Pastries	0	13.787	0	33.369
1905908000	Other crisp savoury food products	102.876	465.601	211.367	553.142
1905909000	Other baker wares	260.385	1.346.104	846.999	3.035.209
2001100000	Cucumbers and gherkins,prepared or preserved by vinegar or acetic acid	5.422	10.770	7.880	16.109
2001901000	Onions, prepared/preserved by vinegaror acetic acid	4.001	124.582	10.730	370.495
2001909000	Oth vegetables,fruit,nuts,edible plantprep/preserve by vinegar/acetic acid	9.013	34.511	41.198	97.979
2002101000	Tomatoes, whole/in pieces,not preparedor preserved by vinegar/acetic acid	0	103.353	0	88.194
2002109000	Oth tomatoes, whole/in pieces,not prep.or preserved by vinegar/acetic acid	2.754	82.607	1.955	76.870
2002901000	Tomato paste, not prepared or preservedby vinegar or acetic acid	668.886	3.830.205	474.845	3.131.990
2002909000	Other tomatoes, prepared or preservedotherwise than by vinegar/acetic acid	7.178	40.499	16.414	55.892
2003100000	Mushrooms of the genus agaricus, notprepared/presrvd by vinegar/acetic acid	125.891	392.095	124.610	385.787
2003200000	Truffles, not prepared/preserved byvinegar or acetic acid	0	736	0	15.800
2003900000	Oth mushrooms, not prepared/preservedby vinegar or acetic acid	18.373	146.366	29.490	166.342
2004100000	Potatoes, frozen, not preprd/preservedby vinegar or acetic acid	961.639	3.565.932	927.899	3.439.740
2004909000	Oth vegetables,frozen,prep/preservedby vinegar/acetic acid	276.741	895.787	298.485	982.653
2005100000	Homogenised vegetables,not frozen, notprepared/preservd by vinegar/acetic acid	16.830	16.830	8.075	8.075
2005201000	Potatoes chips & sticks,not frozen, notprepared/preservd by vinegar/acetic acid	36.701	192.275	267.252	1.060.650
2005400000	Peas (pisum sativum), not frozen, notprepared/preservd by vinegar/acetic acid	342.739	465.650	175.748	236.902
2005510000	Beans,shelled, not frozen, not preparedor preserved by vinegar or acetic acid	0	28.690	0	88.009
2005590000	Other beans, not frozen, not preparedor preserved by vinegar or acetic acid	65.230	447.892	65.206	430.866
2005600000	Asparagus, not frozen, not prepared orpreserved by vinegar or acetic acid	35.543	166.579	26.588	134.364
2005700000	Olives, not frozen, not prepared orpreserved by vinegar or acetic acid	76	1.343	831	4.981
2005800000	Sweet corn(zea mays var.saccharata),notfrozen,not prepared by vinegar/actc acid	67.660	342.839	74.641	320.453
2005910000	Vegetables and mixtures of, notfrozen,not prepared by vinegar/acid	0	14.998	0	12.380
2005990000	Oth smoked garlic, not frozen vegetable& mixtures of not prep.by vinegar/acid	48.674	143.467	212.672	332.179
2006000000	Vegetables,fruit,nuts,fruit-peel & othparts of plants,preserved by sugar	262	35.843	417	43.524
2007100000	Jams, fruit jellies, marmalades, fruitor nut, homogenised preparations	20.648	116.409	58.217	303.110
2007910000	Citrus fruit	2.443	6.402	18.573	34.673
2007991000	Fruit grains and pastes other than ofmango, pineapples or strawberries	130.886	851.431	97.506	588.969
2007999000	Fruit grains and pastes of mango,pineapples or strawberries	746.135	1.996.092	596.057	1.793.558
2008111000	Roasted ground nuts, othwise prepared/preserved	1.045	4.992	4.048	8.679
2008112000	Peanut butter, othwise prepared orpreserved	0	74.091	0	187.744
2008119000	Oth ground nuts, othwise prepared orpreserved	33.215	97.533	89.260	169.837
2008191000	Cashew, incl. mixtures,othwise preparedor preserved	414	530	2.644	3.480
2008199000	Other nuts and seeds, othwise preparedor preserved	19.359	41.741	112.307	225.677
2008200000	Pineapples, othwise prepared/preserved	4.658	7.711	4.234	7.996
2008301000	Citrus fruit, added sugar/oth.sweeteningin or not in airtight container	0	50.170	0	54.940
2008309000	Oth citrus fruit, not added sugar/sweetening in/not in airtight container	411.910	958.548	434.820	1.024.837
2008401000	Pears, containing added sugar orsweetening matter in airtight container	0	13.837	0	18.437
2008501000	Apricots,containing added sugar / othersweet,matter in/not airtight container	0	5.612	0	6.914
2008601000	Cherries,containing added sugar / othersweet,matter in/not airtight container	16.579	91.145	43.225	236.337
2008701000	Peaches,containing added sugar or othersweet,matter in/not airtight container	15.493	112.864	21.275	128.553
2008709000	Peaches, not containing added sugar/sweetening, in/not airtight containers	0	17.640	0	16.750
2008809000	Strawberries,not containing added sugar/sweetening, in/not airtight containers	504	814	1.728	3.108
2008922000	Mixtures of other edible parts of plantadded sugar, in/not airtight container	0	65.627	0	80.713
2008929000	Mixtures of other edible parts of plantnot added sugar,in/not airtight contain.	0	8.434	0	47.674
2008991000	Lychees, othwise prepared or preserved	44.267	146.674	48.952	135.197
2008992000	Longans, othwise prepared or preserved	49.316	475.843	53.241	411.770

**I.3. IMPOR MENURUT KOMODITI / IMPORT BY HS COMMODITY**  
**\*\*\* APRIL / APRIL 2010 \*\*\***

HS	Uraian Komoditi Commodity Description	Berat Bersih / Net Weight (Kg)		Nilai / Value C.I.F (US\$)	
		Bulan ini Current Month	Kumulatif Cum.Jan. to date	Bulan ini Current Month	Kumulatif Cum.Jan. to date
2008993000	Stems,roots and oth.edible partsof plants, othwise prepared or preserved	7.753	28.469	10.182	48.038
2008994000	Othwise prepared or preserved, added sugar/sweet, in/not airtight container	1.504	1.504	2.066	2.066
2008999000	Othwise prepared/preserved, not added sugar/sweet, in/not airtight container	27.030	310.139	37.931	319.780
2009110000	Orange juice, frozen	293.029	1.184.270	436.947	1.845.913
2009120000	Orange juice, not frozen,of a brix value not exceeding 20	105.811	323.667	126.869	340.227
2009190000	Orange juice, not frozen,of a brix value exceeding 20	42.277	180.660	54.429	176.979
2009210000	Grapefruit juice, of a brix value not exceeding 20	1.737	3.529	2.038	3.766
2009290000	Other grapefruit juice of a brix value exceeding 20	45.213	96.618	215.297	445.001
2009310000	Juice of any other single citrus fruit,of a brix value not exceeding 20	1.003	16.400	3.396	26.418
2009390000	Other juice of any other single citrus of a brix value exceeding 20	1.566	23.108	1.814	96.493
2009410000	Pineapple juice,of a brix value not exceeding 20	1.015	16.555	923	16.322
2009490000	Other pineapple juice,of a brix value exceeding 20	20.656	20.909	37.704	38.206
2009500000	Tomato juice	7.002	41.992	8.389	33.320
2009610000	Grape juice (including grape must),of a brix value not exceeding 20	28.521	130.048	33.737	128.911
2009690000	Other grape juice (including grape must)of a brix value exceeding 20	84.028	99.099	97.909	127.264
2009710000	Apple juice,of a brix value not exceeding 20	27.762	182.475	20.769	143.119
2009790000	Other apple juice of a brix value exceeding 20	179.212	618.348	266.709	878.216
2009801000	Blackcurrant juice	0	1.188	0	9.439
2009809000	Other juice of any other single fruit or vegetables	38.079	273.182	93.485	392.334
2009900000	Mixtures of juices	305.987	983.707	522.868	2.710.336
2101110000	Instant coffee	247.562	977.043	1.385.091	6.194.080
2101119000	Oth extracts, essences and concentrates of coffee	32.699	162.138	107.394	456.961
2101120000	Preparations with a basis of extracts, essences or concentrates of coffee	30.170	82.375	142.728	1.633.794
2101201000	Tea preparations consisting of a mixture tea, milk powder and sugar	3.383	9.858	31.688	100.966
2101209000	Mate preparations consisting of a mixture mate, milk powder and sugar	122.087	540.324	762.374	3.332.970
2102101000	Bread yeasts, active	334.075	954.969	812.280	2.478.831
2102109000	Active yeasts, other than for bread	177.679	602.384	574.657	1.849.881
2102200000	Inactive yeasts; other single-cell microorganisms, dead	252.385	1.423.352	1.002.262	2.818.501
2102300000	Prepared baking powders	279.362	774.250	278.370	813.699
2103100000	Soya sauce sweet, salt and other	722.473	2.847.145	610.291	2.176.729
2103200000	Tomato ketchup and other tomato sauces	12.881	196.732	25.927	332.026
2103300000	Mustard flour & meal & prepared mustard	57.520	145.308	51.272	164.418
2103901000	Chilli sauce	241.748	598.215	362.524	872.509
2103902000	Mixed condiments and mixed seasonings, including belachan	100.929	274.304	465.690	1.246.411
2103903000	Fish sauce	12.491	294.452	11.225	218.545
2103909000	Other sauces and preparations therefor; mustard flour & meal & prepared mustard	799.440	2.540.934	2.165.715	7.032.111
2104101000	Soups and broths & preparation therefor containing meat	14.573	64.901	34.531	151.189
2104109000	Soups and broths & preparation therefor, not containing meat	43.961	228.486	92.092	443.570
2105000000	Ice cream and other edible ice, whether or not containing cocoa	167.272	512.665	678.896	1.989.163
2106100000	Protein concentrates and textured protein substances	391.349	1.286.666	709.203	2.317.566
2106901000	Dried bean curd and bean curd sticks	16.096	44.396	23.101	67.131
2106902000	Flavoured or colored syrups	74.465	270.736	268.663	905.844
2106903000	Non-dairy creamer	5.453.481	18.099.788	7.715.148	24.396.860
2106904000	Autolysed yeast preparations	74.083	208.740	655.628	1.824.600
2106905100	Non-alcoholic prep used as raw material to make composite concentrates beverage:	14.669	47.227	149.447	458.447
2106905200	Non-alcoholic comp concentrates for simple dilution with water to make beverages	480.880	1.777.447	7.100.185	27.081.593
2106905300	Ginseng based products, non-alcoholic preparations use for making beverages	264	8.544	234.131	257.193
2106905900	Other non-alcoholic preparations use for making beverages	195.465	520.866	748.293	2.086.681
2106907000	Preparations vitamins or minerals, medic food and oth. food supplements	158.940	1.050.659	3.723.158	15.319.855
2106908000	Mixtures of chemicals foodstuffs or sub with nutritive value, used for food proc	575.219	1.466.529	4.689.812	12.072.749
2106909100	Fortificant premixes	6.629	32.541	162.258	726.476
2106909200	Ginseng based preparations	0	2.418	0	69.137
2106909300	Food preparations for lactase deficient infants	1.469	1.469	13.242	13.242
2106909400	Other preparations for infant use	3.131	10.096	176.258	505.381
2106909900	Other food preparations not elsewhere specified or included	412.160	1.397.686	2.376.638	8.181.742
2201100000	Mineral waters and aerated waters	253.965	575.280	241.836	555.315
2201901000	Ice and snow	0	568	0	12.304
2201909000	Other mineral waters or artificial	0	2	0	937
2202101000	Sparkling mineral waters and aerated waters, flavoured	28.227	34.269	33.092	44.017
2202109000	Other mineral water, containing added sugar/sweetening or flavoured	649.947	2.763.922	791.300	2.695.104
2202901000	Flavoured uht milk drink	542.539	1.405.545	855.237	2.135.737
2202902000	Soya milk drink	94.681	541.700	74.425	385.322
2202903000	Non-aerated beverage ready for immediate consumption without dilution	2.288.901	5.758.913	1.160.043	4.507.635
2202909000	Oth non-alcoholic beverages, excluding fruit or vegetable juices	2.783.961	9.881.187	1.373.335	5.034.603
2203001000	Stout and porter	0	2.520	0	4.256
2203009000	Other beer made from malt, including ale	0	7.610	0	14.524
2204100000	Sparkling wine	0	65	0	6.426
2204211100	Wine, in containers <= 2 l, alcoholic strength by volume <= 15%	1.411	43.816	20.436	114.598
2204211200	Wine, in containers <= 2 l, alcoholic strength by volume > 15%	0	4.054	0	15.987
2204212100	Grape must, in container <= 2 l, alcoholic strength by volume <= 15%	0	6.081	0	34.121
2206001000	Cider and perry	0	14	0	168
2207100000	Undenatured ethyl alcohol of alcoholic strength by volume of >= 80%	12.248	53.262	47.032	288.169
2207201100	Ethyl alcohol of an alcoholic strength by volume of > 99%	0	11.327	0	18.185
2207201900	Oth denatured ethyl alcohol, including methylate spirits	872	6.415	5.653	14.799
2208201000	Brandy of an alcoholic strength by volume not exceeding 46% vol	4.393	4.685	63.675	65.145
2208203000	Other spirits of an alcoholic strength by volume not exceeding 46% vol	0	12	0	128
2208301000	Whiskies of an alcoholic strength by volume not exceeding 46% vol	7.254	31.609	105.131	274.233
2208302000	Whiskies of an alcoholic strength by volume exceeding 46% vol	0	10	0	357

**I.3. IMPOR MENURUT KOMODITI / IMPORT BY HS COMMODITY**  
**\*\*\* APRIL / APRIL 2010 \*\*\***

HS	Uraian Komoditi Commodity Description	Berat Bersih / Net Weight (Kg)		Nilai / Value C.I.F (US\$)	
		Bulan ini Current Month	Kumulatif Cum.Jan. to date	Bulan ini Current Month	Kumulatif Cum.Jan. to date
2208401000	Rum&tafia of an alcoholic strength byvolume not exceeding 46% vol	115	1.885	1.651	11.894
2208501000	Gin&geneva of an alcoholic strength byvolume not exceeding 46% vol	679	2.275	9.850	14.247
2208502000	Gin&geneva of an alcoholic strength byvolume exceeding 46% vol	92	92	1.345	1.345
2208601000	Vodka of an alcoholic strength byvolume not exceeding 46% vol	241	16.251	3.492	68.705
2208701000	Liqueurs & cordials of an alcoholicstrength by volume not exceed.57% vol	708	2.736	10.259	16.304
2209000000	Vinegar and substitutes for vinegarobtained from acetic acid	46.014	149.730	59.364	228.855
2301100000	Flours, meals & pellets, of meat / meatoffal; unfit for human cnsmtion; greaves	5.475.384	19.104.545	3.610.393	12.007.696
2301200000	Flours,meals&pellets,of fish/crustacean,molluscs/other aquatic invertebrates	3.657.508	13.325.016	4.522.920	14.712.503
2302100000	Bran, sharps and other residues ofmaize (corn)	251.439	2.099.839	150.869	1.141.664
2302300000	Bran, sharps and other residues of wheat	1.264.120	3.713.951	382.019	1.115.167
2302401000	Bran, sharps and other residues of rice	0	635	0	722
2302409000	Bran, sharps and other residues of othcereals	13.200	39.591	66.000	188.760
2302500000	Bran, sharps and other residues ofleguminous plants	18.750	131.250	9.692	70.111
2303101000	Residues of starch manufacture ofmanioc (cassava) or sago	0	100.000	0	28.000
2303109000	Other residues of starch and similarresidues	16.046.300	44.839.223	11.938.744	32.174.882
2303300000	Brewing or distilling dregs and waste	17.819.610	64.407.039	4.259.041	15.108.825
2304000000	Oil-cake&other solid residues,in pelletform, from the extract of soyabean oil	194.334.818	807.957.264	82.749.987	358.153.609
2305000000	Oil-cake&other solid residues,in pelletform, from the extract of ground-nut oil	0	15	0	143
2306300000	Oil-cake and other solid residues ofsunflower seeds	0	209.240	0	59.240
2306410000	Oil-cake and other solid residues oflow erucic acid rape or colza seeds	11.120.154	43.657.714	3.121.171	12.380.495
2306490000	Other oil-cake and other solid residuesof rape or colza seeds	1.878.810	7.963.910	549.299	2.339.086
2306600000	Oil-cake and other solid residues ofpalm nuts or kernels	60.220	60.220	17.006	17.006
2306902000	Oil-cake and other solid residues ofmaize (corn) germ	164.951	4.665.230	125.072	3.305.795
2306909000	Other oil-cake and other solid residues	1.556.616	6.777.195	315.498	1.532.205
2308000000	Vegetable materials and waste, residuesof a kind used in animal feeding	49.483	151.296	12.576	88.654
2309101000	Dog or cat food, put up for retail sale,containing meat	686.451	2.708.325	654.288	2.545.733
2309109000	Dog or cat food, put up for retail sale,not containing meat	874.735	2.439.256	1.074.905	3.197.152
2309901100	Complete feed for poultry	51.040	803.058	29.042	455.647
2309901200	Complete feed for swine	2.820.735	13.589.705	687.698	3.264.079
2309901300	Complete feed for prawn feed	20.944	367.837	55.667	348.015
2309901900	Other complete feed	78.849	335.796	62.357	286.463
2309902000	Premixes, feed supplements and feedadditives for animal	3.571.750	13.108.876	8.669.432	33.322.512
2309903000	Other preparations of a kind used inanimal feeding, containing meat	30.358.595	92.697.525	16.777.790	48.147.212
2309909000	Other preparations of a kind used inanimal feeding, not containing meat	13.057.832	53.191.219	8.270.475	32.928.252
2401101000	Virginia tobacco, not stemmed/stripped,flue-cured	377.712	1.283.519	2.342.314	8.038.467
2401102000	Virginia tobacco, not stemmed/stripped,not flue-cured	0	64.761	0	548.060
2401103000	Other tobacco, not stemmed/stripped,flue-cured	511.580	884.387	4.937.033	8.960.929
2401109000	Other tobacco, not stemmed/stripped,not flue-cured	1.925.095	3.001.297	8.940.439	16.692.749
2401201000	Virginia tobacco, partly/wholly stemmed/stripped, flue-cured	1.240.049	5.991.538	9.702.588	43.494.199
2401202000	Virginia tobacco, partly/wholly stemmed/stripped, not flue-cured	0	1.339.074	0	11.476.717
2401203000	Oriental tobacco, partly/wholly stemmed/stripped	19.800	2.727.427	134.658	17.576.440
2401204000	Burley tobacco, partly/wholly stemmed/stripped	1.600	126.272	5.951	846.065
2401209000	Other tobacco, partly/wholly stemmed/stripped, not flue-cured	131.643	327.354	630.178	1.698.820
2401301000	Tobacco stems	0	640.650	0	1.182.507
2401309000	Other tobacco refuse	24.029	371.048	33.619	1.271.573
2402100000	Cigars, cheroots and cigarillos,containing tobacco	10.632	66.751	94.122	1.006.407
2402201000	Beedies	0	468	0	12.374
2402209010	Cigarettes tobacco	0	4.033	0	22.234
2402209090	Other cigarettes containing tobacco	53.040	59.955	1.371.637	1.485.435
2402902000	Cigarettes of tobacco substitutes	0	542	0	6.288
2403101100	Blended tobacco, packed for retail sale	0	9.900	0	59.430
2403101900	Other smoking tobacco, packed for retail sale	0	29.939	0	103.660
2403102100	Blended tobacco, for cigarette making	787.263	3.366.266	6.013.499	23.547.270
2403102900	Oth manufactures tobacco for cigarettmaking	614.356	1.919.557	2.863.104	8.950.924
2403109000	Other smoking tobacco, whether or notcontaining tobacco substitutes	99.681	177.966	564.308	1.094.587
2403910000	Homogenised or reconstituted tobacco	350	34.737	2.009	375.567
2403991000	Tobacco extracts and essences	127	1.400	14.641	58.636
2403999000	Oth manufactures tobacco & manufacturedtobacco substitutes	270	337	1.709	3.154
2501001000	Table salt	302	421	2.880	2.897
2501004100	Oth salt cont. at least 94.7% sodium chl a dry basis ,in package netto < 45 kg	202.002	537.002	55.282	158.423
2501004900	Oth salt cont. at least 94.7% sodium chl a dry basis ,in package netto < 45 kg	174.859.086	541.035.755	8.812.788	28.449.175
2501005000	Sea water	0	341	0	8.677
2501009000	Other salt	4.929	10.104	10.481	40.488
2502000000	Unroasted iron pyrites	22.000	49.762	7.150	16.461
2503000000	Sulphur of all kinds, oth than sublimed,precipitated and colloidal sulphur	6.327.648	113.193.667	1.432.753	15.187.949
2504100000	Natural graphite, in powder or in flakes	1.415.615	2.405.535	486.862	996.985
2504900000	Natural graphite, in other form	250.000	893.455	79.450	302.955
2505100000	Silica sands and quartz sands	5.884.553	13.438.290	395.271	1.287.509
2505900000	Other natural sands,whether/not coloredother than metal-bearing sands	219.625	1.739.063	66.119	401.051
2506100000	Quartz	406.399	1.514.628	40.311	202.278
2506200000	Quartzite	35.485	240.818	40.162	178.044
2507000000	Kaolin and other kaolinic clays,whetheror not calcined	7.444.597	28.633.885	1.945.519	7.870.773
2508100000	Bentonite	2.371.410	36.547.421	986.283	5.099.776
2508300000	Fire-clay	520.216	1.669.091	243.932	858.555
2508400000	Other clays	4.161.324	21.649.339	1.030.188	3.817.684
2508500000	Andalusite, kyanite and sillimanite	84.233	426.916	42.341	206.748
2508600000	Mullite	530.734	1.748.068	245.897	812.999
2508700000	Chamotte or dinas earths	87.705	1.701.452	46.659	631.497

**I.3. IMPOR MENURUT KOMODITI / IMPORT BY HS COMMODITY**  
**\*\*\* APRIL / APRIL 2010 \*\*\***

HS	Uraian Komoditi Commodity Description	Berat Bersih / Net Weight (Kg)		Nilai / Value C.I.F (US\$)	
		Bulan ini Current Month	Kumulatif Cum.Jan. to date	Bulan ini Current Month	Kumulatif Cum.Jan. to date
2509000000	Chalk	111.915	439.635	48.123	145.712
2510109000	Other natural calcium phosphates,naturaaluminium calcium phosphates, unground	1.969.888	78.358.764	215.379	9.858.275
2510201000	Apatite, ground	21.857	26.719	41.125	58.375
2511100000	Natural barium sulphate (barytes)	2.951.736	33.589.171	828.629	4.523.146
2511200000	Natural barium carbonate (witherite)	0	25.000	0	6.750
2512000000	Siliceous fossil meals and similarsiliceous earths	349.828	1.550.300	201.687	927.203
2513100000	Pumice stone	7.158	16.388	12.871	82.755
2513200000	Emery, natural corundum, natural garnetand other natural abrasives	1.537.982	7.667.088	556.599	2.608.579
2514000000	Slate, whether or not roughly trimmedor merely cut	52	2.486	355	12.016
2515110000	Marble and travertine, crude or roughlytrimmed	0	9.980	0	7.638
2515121000	Marble and travertine, merely cut intoblocks	1.477.913	7.229.292	97.247	612.299
2515122000	Marble and travertine, merely cut intoslabs	1.478.999	6.585.152	599.075	2.702.838
2516110000	Granite, crude or roughly trimmed	46.447	558.715	21.028	254.642
2516121000	Granite, merely cut into blocks	483.557	1.310.541	160.925	395.534
2516122000	Granite, merely cut into slabs	1.754.606	6.596.181	460.773	1.832.735
2516200000	Sandstone	0	4.082.453	0	36.019
2516900000	Other monumental or building stone	12.309	34.410	141.946	144.950
2517100000	Pebbles, gravel, broken/crushed stonewhether or not heat treated	28.174.486	185.564.130	275.393	1.396.895
2517200000	Macadam of slag, dross or similarindustrial waste	0	40.000	0	34.400
2517410000	Granules, chippings and powder of marblwhether or not heat trated	0	7.319	0	89.976
2517490000	Granules, chippings & powder of stones owhethet or not heat treated	82.128	386.968	39.880	145.015
2518200000	Dolomite, calcined or sintered	501.979	4.045.417	126.411	618.933
2518300000	Dolomite, ramming mix	396.000	962.028	40.720	157.960
2519100000	Natural magnesium carbonate (magnesite)	626.000	6.101.062	214.756	2.104.011
2519900000	Fused magnesia; dead-burned magnesia	2.794.913	9.902.831	1.020.831	3.809.943
2520100000	Gypsum, anhydrite	131.858.617	435.754.784	4.010.357	13.458.184
2520201000	Plasters, for use in dentistry	21.000	8.285.818	4.385	280.471
2520209000	Other plasters	10.635.561	38.830.180	705.741	2.753.560
2521000000	Limestone flux; limestone and othercalcareous stone	20.368.560	72.207.756	1.036.874	3.286.776
2522100000	Quicklime	736.000	6.572.261	83.136	769.126
2522200000	Slaked lime	810.283	1.804.306	224.185	555.105
2522300000	Hydraulic lime	0	50.600	0	18.200
2523101000	Cement clinkers, for white cement	144.000	456.998	25.200	85.066
2523109000	Other cement clinkers	38.915.307	120.557.790	1.874.687	5.420.440
2523210000	Portland cement, white cement, whether or not artificially colored	1.774	6.025	17.765	24.836
2523291000	Portland cement, colored cement	41.393.973	144.598.973	1.577.929	5.652.304
2523299000	Other portland cements	63	28.154.018	2.935	1.045.030
2523300000	Aluminous cement	383.401	1.430.090	228.217	968.549
2523900000	Other hydraulic cements	63.464.000	238.658.210	2.312.010	8.869.438
2524900010	Chrysotile	10.716.102	34.367.027	5.081.260	15.966.828
2524900090	Other asbestos, crococolite & chrysolite	0	3.686	0	5.289
2525100000	Crude mica and mica rifted into sheetsor splittings	803	3.550	469	14.162
2525200000	Mica powder	236.137	1.102.675	322.466	1.224.131
2525300000	Mica waste	0	73	0	214
2526100000	Natural steatite, not crushed, notpowdered	0	35.924	0	75.459
2526201000	Talc powder, crushed or powdered	12.841.458	34.921.732	1.854.832	5.478.515
2526209000	Oth natural steatite, crushed/powdered	409.804	1.598.421	75.891	333.256
2528100000	Natural sodium borates and concentratethereof (whether or not calcined)	0	165	0	3.002
2528900000	Natural boric acid containing not morethan 85% of h3bo3 on the dry weight	283.077	509.322	154.079	287.913
2529100000	Felspar	23.200.774	122.123.826	1.603.102	8.534.342
2529210000	Fluorspar, containing by weight 97% orless of calcium fluoride	98.110	448.522	31.174	158.462
2529220000	Fluorspar, containing by weight morethan 97% of calcium fluoride	141.000	303.150	67.768	147.723
2529300000	Leucite; nepheline & nepheline syenite	306.190	1.074.606	116.078	396.102
2530100000	Vermiculite, perlite and chlorites,unexpanded	390.568	2.695.744	169.471	751.814
2530201000	Kieserite	8.085.000	31.037.500	1.098.885	3.902.830
2530202000	Epsomite	0	300.000	0	34.673
2530900000	Other mineral substances not elsewherespecified or included	2.941.549	11.390.734	856.106	4.269.163
2601110000	Iron ores and concentrates, other thanroasted iron pyrites :non agglomerated	143.539.000	757.359.298	15.478.351	85.626.062
2601120000	Iron ores and concentrates, other thanroasted iron pyrites :agglomerated	0	41.800	0	5.016
2601200000	Roasted iron pyrites	0	5.129	0	11.966
2602000000	Manganese ores & concentrates,includingferruginous manganese, m.content >= 20	0	124.105	0	215.372
2603000000	Copper ores and concentrates	6.772	123.388	76.071	264.893
2606000000	Aluminium ores and concentrates	40.000	114.773	29.893	73.143
2607000000	Lead ores and concentrates	0	151.946	0	130.388
2608000000	Zinc ores and concentrates	153	16.504	550	52.596
2609000000	Tin ores and concentrates	143	1.856	1.111	34.684
2610000000	Chromium ores and concentrates	14.000	876.400	99.400	510.196
2614001000	Titanium ores and concentrates,ilmenite ores and concentrates	0	48.000	0	33.044
2614009000	Titanium ores and concentrates,other than ilmenite ores & concentrates	542.057	1.263.457	390.763	976.093
2615100000	Zirconium ores and concentrates	1.946.673	7.466.700	2.099.277	8.052.349
2615900000	Other niobium, tantalum ores andconcentrates vanadium or zirconium ores	73.423	282.265	109.498	485.306
2616900000	Precious metal ores other than silverores	20	32.060	9.419	898.873
2617100000	Antimony ores and concentrates	4.818	31.727	35.418	149.351
2617900000	Other ores and concentrates.	48.000	96.000	15.111	30.023
2618000000	Granulated slag (slag sand)from themanufacture of iron or steel	1	217	21	1.221
2619000000	Slag,dross (not granula slag),& othwaste from the manufac. of iron or steel	0	21.150	0	4.413
2620110000	Ash & residues containing mainly zinc,hard zinc spelter	0	48.000	0	34.674
2620190000	Ash & residues containing mainly zinc,other than hard zinc spelter	35	35	745	745

**I.3. IMPOR MENURUT KOMODITI / IMPORT BY HS COMMODITY**  
**\*\*\* APRIL / APRIL 2010 \*\*\***

HS	Uraian Komoditi Commodity Description	Berat Bersih / Net Weight (Kg)		Nilai / Value C.I.F (US\$)	
		Bulan ini Current Month	Kumulatif Cum.Jan. to date	Bulan ini Current Month	Kumulatif Cum.Jan. to date
2620210000	Ash & residues containing mainly lead,lead gasoline sludges,antiknock compound	0	142	0	2.721
2620290000	Ash & residues containing mainly lead,other than leaded gasoline sludges	0	97	0	1.472
2620910000	Ash & residues containing antimony,beryllium cadmium chromium or their mix	16	16	105	105
2620990000	Oth metals or their compounds ash & residues containing mainly tin	0	43	0	1.445
2701110000	Anthracite	6.908.160	17.451.084	963.815	2.933.283
2701129000	Bituminous coal: other than coking coal	1.482	394.638	1.240	107.315
2701190000	Other coal	273.190	983.499	105.099	1.348.390
2701200000	Briquettes,ovoids & similar solid fuelsmanufactured from coal	22	132.659	149	51.258
2702100000	Lignite, whether or not pulverised, butnot agglomerated	4.108	4.108	4.944	4.944
2702200000	Agglomerated lignite	23.953	42.097	32.989	78.748
2703002000	Agglomerated peat	51.317	315.555	7.245	196.991
2704001000	Coke & semi-coke of coal	3.351.735	16.984.788	1.284.908	5.917.682
2704002000	Coke & semi-coke of lignite or of peat	330.000	1.096.500	105.600	371.576
2704003000	Retort carbon	605.000	675.005	204.876	272.428
2705000000	Coal gas, water gas, producer gas andsimilar gases other than petroleum gas	92	90.302	8.910	53.698
2706000000	Tar distilled from coal,from lignite orfrom peat & other mineral tars	162.144	369.520	93.154	234.116
2707100000	Benzol (benzene)	1	23	146	1.163
2707200000	Toluol (toluene)	2.187	5.499	13.021	32.814
2707300000	Xylol (xylenes)	7.527	19.434	41.122	107.573
2707400000	Napthalene	263	13.278	1.223	59.421
2707500000	Oth. aromatic hydrocarbon mix.of >= 65%by volume,distils at 250.c, astm d 86 m	1.186.389	4.491.011	1.140.075	4.251.509
2707910000	Creosote oils	0	47.480	0	77.515
2707992000	Carbon black feedstock	0	169.460	0	256.279
2707999000	Other products of the distilled of hightemperature coal tar	1.000.681	6.079.917	1.060.228	5.329.253
2708100000	Pitch	7.123.861	7.605.147	4.044.414	4.266.494
2709001000	Crude petroleum oil	1.184.996.680	4.823.467.701	715.126.110	2.855.995.916
2709009000	Other petroleum oil, crude	14.167	14.171	21.355	21.500
2710111100	Motor spirit, premium leaded	33.924.048	1.113.458.294	27.314.358	846.752.433
2710111200	Motor spirit, premium unleaded	745.537.552	1.771.181.473	612.493.820	1.398.832.656
2710111300	Motor spirit, regular leaded	0	9	0	276
2710111400	Motor spirit, regular unleaded	0	15.811.628	0	9.348.431
2710111500	Other motor spirit, leaded	0	24.526.115	0	19.314.572
2710111600	Other motor spirit, unleaded	154.108.768	556.270.103	125.822.018	427.635.738
2710112000	Aviation spirit	230.825	937.751	463.238	1.956.217
2710113000	Tetrapropylene	6	2.176.605	282	2.089.423
2710114000	White spirit	1.553.857	4.900.675	1.425.660	4.480.125
2710115000	Low aromatic solvents containing byweight <= 1 % aromatic content	723.589	3.031.706	908.801	3.684.084
2710116000	Other solvent spirits	16.320	19.877	23.256	41.009
2710117000	Naphtha, reformate or preparations forpreparing spirits	160.929.064	484.939.591	118.788.760	354.975.364
2710119000	Other petroleum oil, light oil & otherthan crude	976.491	116.310.497	1.182.040	87.617.325
2710191300	Aviation turbine fuel (jet fuel) havinga flash point of not less than 23-c	8.061.771	48.623.394	5.306.507	37.603.658
2710191400	Aviation turbine fuel (jet fuel) havinga flash point of less than 23-c	24.185.786	38.364.817	20.086.920	31.216.599
2710191600	Kerosene	0	38.234	0	65.629
2710191900	Other medium oils and preparations	7.149.566	33.223.242	8.322.241	37.385.774
2710192000	Topped crudes	56.080	165.477	71.066	216.988
2710193000	Carbon black feedstock oil	33.070.312	63.214.304	15.210.062	29.165.856
2710194100	Lubricating oil basestock	14.361.496	42.290.354	14.736.391	42.839.953
2710194200	Lubricating oils for aircraft engines	2.043	2.760	6.644	12.080
2710194300	Other lubricating oils	11.022.132	41.598.380	21.652.854	79.238.467
2710194400	Lubricating greases	2.097.864	5.161.114	5.092.950	14.543.087
2710195000	Hydraulic brake fluid	2.138	14.820	10.417	236.308
2710196000	Transformer and circuit breakers oils	1.020.729	6.463.682	1.108.552	6.290.565
2710197100	High speed diesel fuel	942.890.739	2.670.445.999	648.975.909	1.764.090.671
2710197200	Other diesel fuel	112.756.000	254.950.837	79.203.252	170.071.300
2710197900	Other fuel oils	13.410.091	406.780.235	7.183.480	197.275.046
2710199000	Oth petroleum oils & oils obtained frombituminous minerals (other than crude)	1.837.926	5.397.170	2.649.314	7.793.811
2710990000	Other waste oils	0	31.560	0	75.709
2711110000	Liquid natural gas	0	516	0	9.012
2711120000	Liquid propane	45.939.840	167.914.830	34.236.500	126.167.473
2711130000	Liquid butanes	44.813.807	164.087.079	32.839.557	121.839.094
2711141000	Liquid ethylene	0	1.669	0	28.480
2711149000	Liquid propylene, butylene & butadiene	0	523	0	2.856
2711190000	Other liquid petroleum gas	0	123	0	4.673
2711210000	Natural gas in gaseous state	0	460	0	8.345
2711290000	Other petroleum gas in gaseous state	6.789	15.247	15.862	103.967
2712100000	Petroleum jelly	233.370	1.014.506	389.940	1.723.782
2712200000	Paraffin wax containing by weight lessthan 0.75% of oil	349.102	1.795.093	402.045	2.359.826
2712901000	Other paraffin wax	1.331.799	5.283.244	1.783.940	7.202.865
2712909000	Microcrystalline petroleum wax, slackwax, ozokerite, lignite wax, peat wax	358.574	1.260.296	858.811	2.884.331
2713110000	Petroleum coke, not calcined	57.600	475.200	18.362	119.524
2713120000	Petroleum coke, calcined	222.258	6.418.718	189.416	3.012.516
2713200000	Petroleum bitumen	35.496.957	118.065.546	18.823.158	60.151.361
2713900000	Other residues of petroleum oils or ofoils obtained from bituminous minerals	3.150	31.569	6.584	127.727
2714100000	Bitumen and asphalt, natural bituminousor oil shale and tar sands	13	25.926	144	19.629
2714900000	Bitumen and asphalt, natural asphaltitesand asphaltic rocks	5.308.659	11.780.241	3.077.288	7.610.205
2715000000	Bituminous mix. based on natur. asphalton natur. bitumen, on petroleum bitumen	120.527	386.802	250.151	832.905
2801100000	Chlorine	157.183	596.876	78.448	327.567
2801200000	Iodine	4	98	528	7.145

**I.3. IMPOR MENURUT KOMODITI / IMPORT BY HS COMMODITY**  
**\*\*\* APRIL / APRIL 2010 \*\*\***

HS	Uraian Komoditi Commodity Description	Berat Bersih / Net Weight (Kg)		Nilai / Value C.I.F (US\$)	
		Bulan ini Current Month	Kumulatif Cum.Jan. to date	Bulan ini Current Month	Kumulatif Cum.Jan. to date
2802000000	Sulphur, sublimed or precipitated, colloidal sulphur	3.888.788	26.777.322	1.277.005	3.334.445
2803001000	Rubber grade carbon black	4.548.611	28.806.764	4.794.073	29.665.754
2803002000	Acetylene black	442.083	1.825.178	858.480	3.722.105
2803003000	Other carbon blacks	1.832.489	5.944.248	2.220.212	7.229.141
2803009000	Other carbon	645.403	5.845.957	1.111.467	5.396.488
2804100000	Hydrogen	177.472	567.299	67.074	221.386
2804210000	Argon	799.984	2.332.014	670.848	1.653.445
2804290000	Other rare gases	862.944	3.909.601	819.686	2.938.431
2804300000	Nitrogen	1.091.405	4.963.894	580.779	1.305.030
2804400000	Oxygen	1.725.249	7.694.948	486.200	2.164.849
2804500000	Boron; tellurium	26	10.987	1.142	51.871
2804610000	Silicon, containing by weight >= 99.99%	110	4.787	2.236	24.888
2804690000	Silicon, containing by weight < 99.99%	1.493.647	2.644.414	3.200.930	5.719.209
2804700000	Phosphorus	23.929	104.029	722.338	1.969.010
2804800000	Arsenic	0	30.019	0	34.234
2804900000	Selenium	816	3.283	37.267	182.678
2805110000	Sodium	14.646	210.317	22.790	969.256
2805120000	Calcium	10.772	19.567	10.021	20.499
2805190000	Other alkali or alkaline-earth metals	242.074	802.785	631.971	2.010.124
2805400000	Mercury	64	1.099	26.787	53.178
2806100000	Hydrogen chloride (hydrochloric acid)	20.257	425.534	32.828	140.294
2806200000	Chlorosulphuric acid	0	3	0	297
2807000000	Sulphuric acid; oleum.	8.036.937	24.014.019	242.751	1.111.993
2808000000	Nitric acid; sulphonitric acids	930.370	4.164.033	402.265	1.921.001
2809100000	Diphosphorus pentoxide	22.000	65.974	22.480	102.560
2809203000	Phosphoric acids, hypophosphoric acids and hypophosphoric acids	764.310	4.166.600	618.591	3.393.371
2809209000	Other phosphoric acids, hypophosphoric acids and hypophosphoric acids	878.487	31.356.605	715.451	10.882.274
2810000000	Oxide of boron; boric acids	349.451	1.909.089	257.127	1.368.786
2811110000	Hydrogen fluoride (hydrofluoric acid)	143.579	337.535	155.772	319.603
2811191000	Arsenic acid	121.369	522.500	57.549	230.299
2811199000	Other inorganic acids	163.213	269.696	153.603	311.840
2811210000	Carbon dioxide	151.026	588.357	123.671	461.938
2811221000	Silica powder	1.418.124	5.138.088	1.320.983	4.840.112
2811229000	Silicon dioxide, other form	1.596.345	5.514.523	1.667.808	5.591.158
2811291000	Diarsenic pentoxide	1.243	21.658	8.233	55.531
2811299000	Other inorganic oxygen compounds of non metals	185.687	794.573	266.475	1.072.306
2812100000	Chlorides and chloride oxides	16.000	48.017	19.680	57.907
2812900000	Other halides and halide oxides of nonmetals	1.221.128	1.274.187	253.369	549.732
2813100000	Carbon disulphide	1.076.000	3.865.350	999.875	3.133.277
2813900000	Other sulphides of non-metal	22	38	159	238
2814100000	Anhydrous ammonia	4.278	4.761.986	6.313	1.622.922
2814200000	Ammonia in aqueous solution	1.038	34.542	5.290	100.572
2815110000	Sodium hydroxide (caustic soda), solid	1.362.095	6.415.434	505.702	2.544.362
2815120000	Sodium hydroxide (caustic soda), in aqueous solution (lye or liquid soda)	3.815.665	5.933.041	1.004.700	1.532.638
2815200000	Potassium hydroxide (caustic potash)	1.038.172	3.313.008	1.202.660	3.773.161
2815300000	Peroxides of sodium or potassium	24	5.284	4.312	20.366
2816100000	Hydroxide and peroxide of magnesium	43.769	216.095	154.084	719.975
2816400000	Oxides, hydroxides & peroxides, of strontium or barium	50.000	113.414	24.000	144.610
2817001000	Zinc oxide	687.104	2.736.608	1.443.103	5.566.492
2817002000	Zinc peroxide	31.503	81.477	70.547	148.967
2818100000	Artificial corundum, whether or not chemically defined	151.504	738.885	111.777	611.538
2818200000	Aluminium oxide, other than artificial corundum	67.988.795	116.792.428	22.973.619	40.013.273
2818300000	Aluminium hydroxide	2.986.115	36.411.543	1.033.057	10.659.265
2819100000	Chromium trioxide	72.002	236.608	252.047	809.863
2819900000	Other chromium oxides and hydroxides	5.133	61.788	21.906	250.329
2820100000	Manganese dioxide	1.940.159	6.536.156	3.225.102	10.636.492
2820900000	Other manganese dioxide	136.362	690.062	136.000	977.624
2821100000	Iron oxides and hydroxides	1.204.624	4.012.571	755.234	3.583.391
2821200000	Earth colors	0	24.746	0	100.480
2822000000	Cobalt oxides and hydroxides, commercial	13.500	95.702	362.520	1.079.407
2823000000	Titanium oxides.	684.348	2.765.459	2.008.621	7.180.741
2824100000	Lead monoxide (litharge, massicot)	14.027	99.012	80.971	338.265
2824900000	Other lead monoxide	76	71.459	1.780	156.392
2825100000	Hydrazine, hydroxylamine, inorganic salt	214.735	531.631	667.132	1.677.936
2825200000	Lithium oxide and hydroxide	2.287	9.935	39.619	193.874
2825300000	Vanadium oxides and hydroxides	0	4.964	0	73.498
2825400000	Nickel oxides and hydroxides	28.824	64.437	560.924	1.104.605
2825500000	Copper oxides and hydroxides	47.931	169.769	371.002	1.210.254
2825600000	Germanium oxides and zirconium dioxide	3.004	7.628	12.148	47.687
2825700000	Molybdenum oxides and hydroxides	0	2.468	0	24.126
2825800000	Antimony oxides	47.685	243.959	285.096	1.444.302
2825900000	Other inorganic bases	64.264	456.203	887.409	4.793.272
2826120000	Fluorides of aluminium	0	6.207	0	6.333
2826190000	Other fluorides	52.385	305.523	56.006	205.154
2826300000	Sodium hexafluoroaluminate (synthetic cryolite)	17.504	69.834	8.678	82.476
2826900000	Other complex fluoride salt.	78.471	415.873	187.544	758.588
2827100000	Ammonium chloride	924.458	2.293.740	237.730	640.762
2827201000	Calcium chloride, commercial grades	92.430	905.658	18.105	204.901

**I.3. IMPOR MENURUT KOMODITI / IMPORT BY HS COMMODITY**  
**\*\*\* APRIL / APRIL 2010 \*\*\***

H S	Uraian Komoditi Commodity Description	Berat Bersih / Net Weight (Kg)		Nilai / Value C.I.F (US\$)	
		Bulan ini Current Month	Kumulatif Cum.Jan. to date	Bulan ini Current Month	Kumulatif Cum.Jan. to date
2827209000	Calcium chloride, not commercial grades	990.564	3.782.014	281.147	1.233.552
2827310000	Other chlorides of magnesium	22.133	131.216	19.078	98.124
2827320000	Other chlorides of aluminium	1.255.485	4.092.549	459.810	1.573.685
2827350000	Other chlorides of nickel	17.227	68.167	157.028	508.012
2827390010	Other chlorides of zinc	131.062	617.836	77.308	388.158
2827390090	Other chlorides of iron, cobalt and of other materials	218.200	671.291	252.115	839.322
2827410000	Chloride oxides & chloride hydroxides, of copper	2.979	8.071	11.760	19.960
2827490000	Other chloride oxides & chloride hydroxides	287.047	654.048	182.554	497.326
2827510000	Bromides of sodium or of potassium	105.161	229.101	237.313	475.506
2827590000	Other bromides	20.674	66.143	23.183	86.097
2827600000	Iodides and iodide oxides	7.534	19.320	67.080	301.521
2828100000	Commercial calcium hypochlorite & other calcium hypochlorites	674.554	1.876.725	686.197	1.959.486
2828901000	Sodium hypochlorite	1.509	11.114	4.836	49.058
2828909000	Other hypochlorite	166.795	910.268	369.634	1.749.673
2829110000	Chlorates of sodium	74.681	1.745.619	114.667	1.462.989
2829190000	Other chlorates	210.015	847.112	209.284	1.024.251
2829900000	Bromat dan perbromat, iodat & periodat	26.045	65.502	307.268	598.079
2830100000	Sodium sulphides	407.050	2.520.214	284.488	1.463.712
2830900000	Other sulphides	26.099	160.323	115.872	278.831
2831100000	Dithionites and sulphyoxylates of sodium	789.361	2.605.439	728.121	2.188.050
2831900000	Other dithionites and sulphyoxylates	3.543	72.862	7.947	133.979
2832100000	Sodium sulphites	649.957	3.845.848	330.891	1.537.021
2832200000	Other sulphites	133.504	638.499	68.413	344.055
2832300000	Thiosulphates	149.665	409.173	90.307	214.617
2833110000	Disodium sulphate	13.779.177	56.178.294	1.604.534	6.260.089
2833190000	Other sodium sulphates	12.739.979	42.832.757	1.350.783	5.774.322
2833210000	Magnesium sulphate	1.886.977	6.670.123	389.899	1.314.070
2833221000	Aluminium sulphate :commercial grade	20.000	40.000	27.000	54.000
2833229000	Aluminium sulphate:other grade	15	123.294	59	43.922
2833240000	Nickel sulphate	55.947	221.313	523.231	1.823.233
2833250000	Copper sulphate	847.751	2.726.576	1.642.195	4.939.652
2833270000	Barium sulphate	186.201	593.385	142.056	630.411
2833291000	Of chromium or zinc	560.639	1.526.908	646.023	1.579.728
2833292000	Tribasic lead sulphate	33.644	126.733	53.167	317.748
2833299000	Other sulphate of other material	176.115	1.065.059	192.386	554.608
2833300000	Alums	20.132	268.166	10.414	75.730
2833400000	Peroxosulphates (persulphates)	80.466	520.620	72.397	567.982
2834100000	Nitrites	409.328	1.174.493	247.685	671.687
2834210000	Nitrates of potassium	99.374	568.572	72.236	482.396
2834290000	Other nitrates	315.400	1.356.713	325.251	1.124.138
2835100000	Phosphinates (hypophosphites) and phosphonates (phosphites)	177.676	327.088	310.569	560.948
2835220000	Phosphates of mono- or disodium	556.034	1.113.968	341.344	963.389
2835240000	Phosphates of potassium	320.170	1.050.722	609.594	2.068.251
2835251000	Dicalcium phosphate, feed grade	3.892.900	12.555.859	1.543.969	4.990.709
2835259000	Other hypophosphites, phosphonates and phosphates, polyphosphates	492.832	3.135.606	219.235	1.349.603
2835260000	Other phosphates of calcium	1.790.034	6.148.283	1.066.713	3.483.778
2835290000	Other phosphates	409.948	1.198.790	356.676	1.462.269
2835310000	Sodium triphosphate (sodium tripolyphosphate)	3.050.425	11.244.226	2.851.671	10.164.181
2835391000	Tetranatrium pirofosfat	36.980	156.405	61.350	248.527
2835399000	Other polyphosphates	683.123	2.472.726	1.013.503	3.727.511
2836200000	Disodium carbonate	70.530.510	291.211.504	13.653.704	55.238.126
2836300000	Sodium hydrogencarbonate (sodium bicarbonate)	4.048.576	27.979.306	1.322.038	7.290.007
2836400000	Potassium carbonates	346.861	2.085.937	374.909	2.191.196
2836501000	Calcium carbonate, food or pharmaceutical grade	694.998	4.148.087	240.926	1.331.665
2836509000	Calcium carbonate, other grade	6.007.803	20.055.993	1.282.210	4.501.386
2836600000	Barium carbonate	592.550	1.428.047	232.063	568.204
2836910000	Lithium carbonates	5.960	32.977	34.748	97.982
2836920000	Strontium carbonate	73.000	217.258	37.982	112.341
2836990000	Other carbonates	1.547.779	3.742.542	1.171.471	3.713.119
2837110000	Cyanides and cyanide oxides, of sodium	693.071	1.640.105	1.199.907	2.871.139
2837190000	Other cyanides and cyanide oxides	229	7.508	4.247	74.788
2837200000	Complex cyanides	0	191	0	11.382
2839110000	Sodium metasilicates	246.728	1.119.409	159.840	529.570
2839191000	Sodium silicates	3.157.703	12.499.591	761.898	3.025.221
2839199000	Other silicates of sodium	788.256	2.682.797	497.070	1.845.097
2839900000	Other silicates; commercial alkali metasilicates	350.159	864.943	504.722	1.341.156
2840110000	Disodium tetraborate (refined borax), anhydrous	0	20	0	1.200
2840190000	Other disodium tetraborate (refined borax)	1.599.155	9.362.996	988.898	5.909.754
2840200000	Other borates	10.000	26.115	6.000	67.521
2840300000	Peroxoborates (perborates)	29.200	45.362	32.704	63.696
2841300000	Sodium dichromate	79.196	292.365	100.750	332.925
2841500000	Other chromates and dichromates, peroxochromates	946	51.267	7.412	216.769
2841610000	Potassium permanganate	18	115.975	177	268.634
2841700000	Molybdates	1.777	9.374	38.049	116.977
2841800000	Tungstates (wolframates)	3.415	7.517	6.003	13.110
2841900000	Other salts of oxometallic or peroxometallic acids	32.665	116.967	139.534	541.546
2842100000	Double/complex silicates, including aluminosilicates w. or not chemical defined	1.282.285	6.587.967	541.257	3.548.555
2842901000	Sodium arsenite	8	110.006	184	72.987

**I.3. IMPOR MENURUT KOMODITI / IMPORT BY HS COMMODITY**  
**\*\*\* APRIL / APRIL 2010 \*\*\***

HS	Uraian Komoditi Commodity Description	Berat Bersih / Net Weight (Kg)		Nilai / Value C.I.F (US\$)	
		Bulan ini Current Month	Kumulatif Cum.Jan. to date	Bulan ini Current Month	Kumulatif Cum.Jan. to date
2842902000	Copper and/or chromium salts	30	67	126	241
2842909000	Oth salts of inorganic acids/peroxoacid	154.576	529.770	650.125	1.978.596
2843100000	Colloidal precious metals	0	424	0	11.745
2843210000	Silver nitrate	70	2.867	8.957	250.665
2843290000	Other silver compounds	9.215	16.986	365.276	883.550
2843300000	Gold compounds	32	2.794	64.456	981.549
2843900000	Other amalgams and other compoundcolloidal precious metals	212	2.179	14.153	221.224
2844109000	Ceramic products & mixtures containingnatural uranium	0	78	0	8.970
2844401100	Radium and its salts	0	24	0	5.006
2844401900	Other radioactive elements & isotopes & compounds, radioactive residues	681	2.512	300.212	639.380
2844409000	Ceramic products & mixtures containingisotop or compound,radioactive residues	1.746	24.028	499.751	4.579.679
2845100000	Heavy water (deuterium oxide)	245	245	9.137	9.137
2845900000	Other isotops other than those heading28.44	7	2.262	687	16.566
2846100000	Cerium compounds	91	5.073	795	35.386
2846900000	Other compounds, inorganic or organicof rare-earth metal	2.007	7.444	10.797	36.393
2847001000	Liquid hydrogen peroxide,whether or notsolidified with urea	953.209	3.546.822	331.535	1.212.196
2847009000	Hydrogen peroxide, whether or notsolidified with urea other form	0	347.106	0	141.616
2848000000	Phosphides, whether or not chemicallydefined excluding ferrophosphorus.	2.016	30.896	28.224	167.887
2849100000	Carbides, whether or not chemicallydefined of calcium	1.203.345	3.005.868	647.798	1.594.407
2849200000	Carbides, whether or not chemicallydefined of silicon	431.705	912.821	429.412	962.394
2849900000	Carbides, whether or not chemicallydefined of other material	3.279	10.017	90.015	196.693
2850000000	Hydrides, nitrides, azides, silicidesand borides	63	511	21.766	55.276
2852001000	Mercury sulphate	0	69	0	8.227
2852002000	Mercury compounds of a kind used as	0	30	0	519
2852009000	Other compounds, inorganic/organic, ofmercury, excluding amalgams	0	193	0	23.182
2853000000	Liquid, compressed air, other inorganic(incl distil/conductivity water,similar)	2.200	11.281	55.820	117.731
2901100000	Saturated acyclic hydrocarbons.	652.085	2.597.582	1.036.802	4.208.879
2901210000	Ethylene	44.832.725	158.556.352	58.333.599	197.648.238
2901220000	Propene (propylene)	13.003.957	60.473.369	15.156.674	67.928.989
2901230000	Butene (butylene) and isomers thereof	1.976.862	7.563.564	2.585.783	9.831.174
2901240000	Buta-1, 3-diene and isoprene	2.358.809	13.763.323	4.789.340	24.857.854
2901291000	Acetylene	18.409	84.565	14.778	152.746
2901299000	Other unsaturated acyclic hydrocarbons	16.508	691.883	70.375	897.776
2902110000	Cyclohexane	41.647	153.615	134.695	422.918
2902190000	Other cyclanes	86.459	396.875	201.486	831.624
2902200000	Benzene	17.919.285	62.803.437	16.720.512	60.879.441
2902300000	Toluene	12.501.926	35.999.684	11.780.610	33.800.459
2902410000	O-xylene	3.147.869	9.321.428	3.226.566	8.841.591
2902420000	M-xylene	0	757.256	0	663.824
2902430000	P-xylene	73.375.941	286.335.277	75.858.277	301.875.344
2902440000	Mixed xylene isomers	2.320.340	8.899.601	2.150.634	8.364.000
2902500000	Styrene	35.249	2.266.470	56.291	3.179.604
2902600000	Ethylbenzene	14.421	21.950	66.500	108.500
2902700000	Cumene	0	978.476	0	1.301.579
2902901000	Dodecylbenzene	112.463	311.137	145.054	422.339
2902902000	Alkylbenzenes	34.813	59.772	52.170	134.867
2902909000	Other cyclic hydrocarbons.	227.496	1.687.775	343.825	2.734.600
2903111000	Methyl chloride used in the manufactureof herbicides	120.596	378.216	220.506	537.422
2903119000	Other methyl chloride	0	4.902	0	6.660
2903120000	Dichloromethane (methylene chloride)	766.786	3.746.862	631.256	2.883.703
2903130000	Chloroform (trichloromethane)	32.245	129.391	190.896	634.305
2903150000	1,2-dichloroethane (ethylene dichloride)	0	95	0	877
2903190090	Other halogenated derivatives ofhydrocarbons	78.376	178.733	72.504	154.008
2903211000	Vinyl chloride monomer (vcm)	6.506.736	31.818.850	5.557.252	26.348.323
2903219000	Other vinyl chloride (chloroethylene)	62.416	217.466	146.220	505.600
2903220000	Trichloroethylene	146.288	587.884	203.516	746.952
2903230000	Tetrachloroethylene (perchloroethylene)	142.267	503.755	167.671	522.651
2903290000	Other unsaturated chlorinated derivatives of acyclic hydrocarbons	30.058	159.868	181.692	885.602
2903310000	Ethylene dibromide (iso)(1,2-dibromoethane)	0	262	0	3.405
2903390000	Oth fluorinated, brominated/iodinated	13.000	137.308	44.421	554.744
2903410000	Trichlorofluoromethane	0	26.980	0	136.425
2903470000	Other perhalogenated derivatives	1.418	1.418	18.688	18.688
2903490000	Derivatives of methane, ethane/propane,halogenated with flourine & chlorine	401.604	1.692.634	1.412.408	4.254.997
2903510000	1, 2, 3, 4, 5, 6-hexachlorocyclohexane	31.144	31.344	74.397	88.597
2903610000	Chlorobenzene, o-dichlorobenzene andp-dichlorobenzene	81.507	460.343	102.228	590.791
2903690000	Other halogenated derivatives ofaromatic	181.748	393.061	392.612	848.467
2904100000	Derivatives containing only sulphogroups their salts and ethyl esters	275.322	1.778.679	438.012	1.918.523
2904200000	Derivatives containing only nitro oronly nitroso groups	13.491	104.785	86.639	367.402
2904900000	Other derivatives of hydrocarbons,whether or not halogenated	17.802	39.390	43.761	114.512
2905110000	Methanol (methyl alcohol)	18.377.408	65.722.031	5.396.265	22.714.917
2905120000	Propan-1-ol(propyl alcohol) & propan-2-ol (isopropyl alcohol)	2.475.287	6.694.460	3.074.127	7.974.161
2905130000	Butan-1-ol (n-butyl alcohol)	4.673.689	13.188.816	7.527.123	19.595.883
2905140000	Other butanols	1.130.222	2.345.510	1.893.894	3.675.457
2905160000	Octanol (octyl alcohol) and isomersthereof	2.167.789	9.273.745	3.878.718	14.347.337
2905170000	Dodecan-1-ol (lauryl alcohol), hexadecan-1-ol, and octadecan-1-ol	42.612	225.219	109.206	501.292
2905190000	Other sulphonated, nitrated/nitrosated	856.777	1.933.127	1.582.102	3.082.802
2905220000	Acyclic terpene alcohols	120.315	420.230	1.033.484	3.527.709
2905290000	Other unsaturated monohydric alcohols	21.506	92.556	160.066	977.840



**I.3. IMPOR MENURUT KOMODITI / IMPORT BY HS COMMODITY**  
**\*\*\* APRIL / APRIL 2010 \*\*\***

HS	Uraian Komoditi Commodity Description	Berat Bersih / Net Weight (Kg)		Nilai / Value C.I.F (US\$)	
		Bulan ini Current Month	Kumulatif Cum.Jan. to date	Bulan ini Current Month	Kumulatif Cum.Jan. to date
2905310000	Ethylene glycol (ethanediol)	21.045.270	116.577.664	22.703.436	117.794.899
2905320000	Propylene glycol (propane-1, 2- diol)	1.920.672	9.218.547	3.683.423	15.360.876
2905390000	Other diols	215.864	937.911	644.692	2.511.525
2905410000	2-ethyl-2-(hydroxymethyl) propane-1,3-(trimethylolpropane)	33.860	106.817	87.696	256.985
2905420000	Pentaerythritol	467.313	1.939.473	538.044	2.169.733
2905430000	Mannitol	4.352	116.259	91.404	600.302
2905440000	D-glucitol (sorbitol)	163.146	578.326	108.637	395.690
2905450000	Glycerol	546.552	1.261.872	269.606	757.408
2905490000	Other polyhydric alcohols	36.721	172.511	132.558	656.765
2905590000	Other halogenated, sulphonated, nitrated derivatives of acyclic alcohols	31.851	66.388	90.032	186.083
2906110000	Menthol	53.083	148.309	642.486	1.769.792
2906120000	Cyclohexanol, methylcyclohexanols and dimethylcyclohexanols	400	2.902	12.000	75.810
2906130000	Sterols and inositols	35.841	128.755	167.393	767.330
2906190000	Other cyclanic, cyclenic/cycloterpenic	42.380	112.124	386.971	1.084.696
2906210000	Benzyl alcohol	40.220	141.476	97.202	373.770
2906290000	Other aromatic alcohol	64.581	194.516	308.731	1.033.723
2907110000	Phenol (hydroxybenzene) and its salts	1.878.823	4.632.577	2.751.634	6.506.246
2907120000	Cresols and their salts	55.405	154.026	139.019	314.722
2907130000	Octylphenol, nonylphenol and their isomers, salts thereof	253.945	575.398	500.366	1.138.351
2907150000	Naphthols and their salts	28.394	80.217	88.653	276.385
2907190000	Other monophenols	202.133	681.530	516.672	1.768.121
2907210000	Resorcinol and its salts	38.162	139.094	190.564	712.795
2907220000	Hydroquinone (quinol) and its salts	35.578	111.947	255.200	762.903
2907230000	4,4-isopropylidenediphenol (bisphenola, diphenylolpropane) and its salts	48.114	133.329	98.194	258.941
2907290000	Other polyphenols; phenol-alcohols	11.445	47.869	70.142	257.076
2908110000	Pentachlorophenol (iso)	24.000	60.000	174.240	435.600
2908190000	Oth derivatives containing only halogensubstituents and their salts	4.431	8.068	16.764	30.990
2908910000	Dinoseb (iso) and its salts	40.000	79.500	140.000	296.046
2908990000	Oth derivatives containing only sulphogroups their salts and esters	10.328	25.798	28.980	93.688
2909110000	Diethyl ether	3.156	3.156	31.252	31.252
2909191000	Methyl tertiary butyl ether	0	6.403	0	28.453
2909199000	Other acyclic ethers and their halogenated	168	23.978	1.970	76.791
2909200000	Cyclanic, cyclenic or cycloterpenicethers & their halogenated derivatives	978	5.309	7.758	113.201
2909300000	Aromatic ethers & their halogenated, sulphonated, or nitrosated derivatives	31.161	170.035	292.442	1.067.324
2909410000	2,2-oxydiethanol (diethylene glycol, digol)	163.425	1.085.884	174.120	1.153.814
2909430000	Monobutyl ethers of ethylene glycol or of diethylene glycol	1.113.420	4.845.669	1.753.336	7.037.385
2909440000	Other monoalkylethers of ethyleneglycol or of diethylene glycol	676.799	2.586.718	1.085.068	3.954.710
2909490000	Other ether-alcohols, their halogenated sulphonated, nitrated derivatives	811.111	2.391.480	2.077.378	6.065.579
2909500000	Ether-phenols, ether-alcohol-phenols & their halogenated, nitrated derivatives	19.636	54.888	350.390	851.693
2909600000	Alcohol peroxides, ether peroxides, ketone peroxides & their halogenated drv	90.513	423.202	209.203	971.292
2910100000	Oxirane (ethylene oxide)	5.703	15.903	29.287	73.414
2910200000	Methyloxirane (propylene oxide)	2.322.690	7.279.196	3.384.975	10.118.751
2910300000	1chloro2, 3epoxypropane(epichlorohydrin)	36.800	149.010	70.564	282.083
2910900000	Other epoxides, epoxyalcohols, epoxyphenols & their halogenated derivatives	259	3.421	567	81.612
2911000000	Acetals & hemiacetals, whether or not with other oxygen function	1.386	3.995	35.850	93.544
2912111000	Formalin	0	92.226	0	75.195
2912119000	Other methanal (formaldehyde)	0	28	0	1.680
2912120000	Ethanal (acetaldehyde)	516	18.019	12.168	63.711
2912190000	Other acyclic aldehydes without other oxygen function	87.905	330.025	327.590	1.211.107
2912210000	Benzaldehyde	5.142	7.318	17.729	25.936
2912290000	Other cyclic aldehydes without other oxygen function	202.606	621.026	1.385.918	3.429.458
2912300000	Aldehyde-alcohols	20.557	34.207	242.079	405.264
2912410000	Vanillin (4-hydroxy-3-methoxybenzaldehyde)	27.809	81.341	380.575	1.191.495
2912420000	Ethylvanillin (3-ethoxy-4-hydroxybenzaldehyde)	16.585	64.917	314.592	1.127.817
2912490000	Other aldehyde-ethers, aldehyde-phenols & aldehydes with other oxygen function	4.485	23.103	85.173	182.566
2912500000	Cyclic polymers of aldehydes	700	23.045	7.977	157.115
2912600000	Paraformaldehyde	370.870	1.425.754	269.270	971.758
2913000000	Halogenated, sulphonated, nitrated or nitrosated derivat. of products of h 29.12	11.467	27.288	57.253	139.176
2914110000	Acetone	1.619.050	4.712.863	1.679.595	4.713.998
2914120000	Butanone (methyl ethyl ketone)	2.085.750	8.425.300	2.330.337	8.994.102
2914130000	4-methylpentan-2-one (methyl isobutylketone)	620.628	1.087.313	1.067.346	2.021.891
2914190000	Other acyclic ketones without other oxygen function	37.857	64.423	106.993	340.063
2914210000	Camphor	1.909	58.573	9.287	272.284
2914220000	Cyclohexanone and methylcyclohexanones	197.600	1.190.116	376.854	2.121.125
2914230000	Ionones and methylionones	23.687	113.826	332.466	1.516.750
2914290000	Other cyclanic, cyclenic or cycloterpenic ketones without oth. oxygen func.	124.269	699.676	1.005.305	5.447.357
2914390000	Other aromatic ketones without other oxygen function	1.866	13.133	46.971	210.167
2914400000	Ketone-alcohols and ketone-aldehydes	100.121	478.665	277.530	1.317.863
2914500000	Ketone-phenols & ketones without other oxygen function	11.846	39.224	151.474	531.958
2914610000	Anthraquinone	0	240	0	2.884
2914690000	Other quinones	9.341	24.347	97.305	398.070
2914700000	Halogenated, sulphonated, nitrated or nitrosated derivatives	8.645	14.809	161.016	275.125
2915110000	Formic acid	176.217	746.273	166.473	705.445
2915120000	Salts of formic acid	266.913	1.218.110	318.019	732.155
2915130000	Esters of formic acid	15.904	69.976	58.822	257.465
2915210000	Acetic acid	8.922.565	32.482.697	4.359.373	15.753.967
2915240000	Acetic anhydride	34.320	92.070	49.764	137.387
2915290000	Other acetic acid and its salts	122.854	591.406	542.867	1.708.540

**I.3. IMPOR MENURUT KOMODITI / IMPORT BY HS COMMODITY**  
**\*\*\* APRIL / APRIL 2010 \*\*\***

HS	Uraian Komoditi Commodity Description	Berat Bersih / Net Weight (Kg)		Nilai / Value C.I.F (US\$)	
		Bulan ini Current Month	Kumulatif Cum.Jan. to date	Bulan ini Current Month	Kumulatif Cum.Jan. to date
2915310000	Ethyl acetate	1.783.024	2.881.339	1.734.045	2.896.257
2915320000	Vinyl acetate	2.475.557	14.828.536	2.388.541	12.990.092
2915330000	N-butyl acetate	515.222	1.192.192	726.284	1.580.237
2915360000	Dinoseb (iso) acetate	0	34.037	0	52.890
2915390000	Other esters of acetic acid	799.457	3.321.673	2.247.846	7.724.712
2915400000	Mono-, di- or trichloroacetic acids,their salts and esters	171.703	836.632	193.231	919.452
2915500000	Propionic acids, its salts and esters	107.839	446.861	500.215	1.528.590
2915600000	Butanoic acids, pentanoic acids, theirsalts and esters	309.294	966.047	767.057	2.201.363
2915701000	Palmitic acid, its salts and esters	292.221	933.396	571.102	1.768.970
2915702000	Stearic acid	349.913	1.182.666	424.526	1.479.192
2915703000	Salts and esters of stearic acid	379.062	1.512.104	636.245	2.742.560
2915901000	Acetyl chloride	43.196	97.914	51.839	186.670
2915902000	Lauric acid, myristic acid, their saltsand esters	161.192	591.681	259.364	818.896
2915909000	Other saturated acyclic monocarboxylicacids & their anhydrides & halides	308.072	1.330.815	1.119.655	4.227.838
2916110000	Acrylic acid and its salts	669.822	2.545.244	1.179.367	4.068.342
2916120000	Esters of acrylic acid	1.631.021	7.701.649	3.352.775	13.309.525
2916130000	Methacrylic acid and its salts	65.210	316.392	181.209	836.847
2916141000	Methyl methacrylate	3.893.856	14.442.575	7.201.161	25.529.745
2916149000	Other esters of methacrylic acid	93.068	576.508	301.450	1.718.565
2916150000	Oleic,linoleic or linolenic acids,theirsalts and esters	3.685	72.242	31.042	246.805
2916190000	Oth unsaturated acyclic monocarboxylicacids, their anhydrides & halides	108.099	341.067	513.667	1.676.445
2916200000	Cyclanic, cyclenic or cycloaterpenicmonocarboxylic acids, their anhydrides	45.250	322.845	1.777.532	8.995.953
2916310000	Benzoic acid, its salts and esters	529.141	2.455.225	856.485	3.843.530
2916320000	Benzoyl peroxide and benzoyl chloride	98.917	313.431	143.311	432.562
2916340000	Phenylacetic acid and its salt	0	19	0	570
2916350000	Esters of phenylacetic acid	25	457	2.000	11.966
2916391000	2,4-dichlorophenyl acetic acid & itsalts and esters	144.000	427.410	388.800	1.119.550
2916399000	Other aromatic monocarboxylic acids,their anhydrides, halides & peroxides	48.670	329.824	387.180	2.043.153
2917110000	Oxalic acid, its salts and esters	12.221	392.627	45.006	394.651
2917121000	Diocetyl adipate (doa)	36.107	508.037	84.576	1.088.073
2917129000	Other adipic acid, its salts & esters	21.673	162.195	81.643	441.539
2917130000	Azelaic acid, sebacic acid, their saltsand esters	17.893	69.035	92.957	313.583
2917140000	Maleic anhydride	325	329.272	1.275	454.303
2917190000	Other acyclic polycarboxylic acids,their anhydrides, halides & peroxides	123.147	578.738	422.231	1.485.705
2917200000	Cyclanic, cyclenic or cycloaterpenicpolycarboxylic acids, their anhydrides	33.381	127.666	76.532	274.503
2917320000	Diocetyl orthophthalates	315.989	1.051.555	478.290	1.457.485
2917330000	Dinonyl or didecyl orthophthalates	235.240	802.436	465.144	1.496.473
2917340000	Other esters of orthophthalic acid	266.777	1.222.382	505.596	2.255.636
2917350000	Phthalic anhydride	1.232.040	4.774.609	1.449.993	5.470.794
2917360000	Terephthalic acid and its salts	1.039.281	9.075.637	1.005.439	8.623.334
2917370000	Dimethyl terephthalate	25.000	50.001	29.750	60.053
2917391000	Triocetyltrimellitate (totm)	21.000	143.582	45.194	222.274
2917392000	Other phthalic plasticizers & esters ofphthalic anhydride	19.277	156.230	39.146	244.587
2917399000	Other aromatic polycarboxylic acids,their anhydrides, halides & peroxides	592.681	2.083.298	894.763	3.019.973
2918110000	Lactic acid, its salts and esters	163.339	821.737	414.059	1.771.526
2918120000	Tartaric acid	43.702	149.113	138.558	385.402
2918130000	Salts and esters of tartaric acid	25.510	177.407	55.585	416.083
2918140000	Citric acid	3.046.885	10.542.836	2.849.707	9.776.143
2918151000	Calcium citrate	70.143	334.598	39.349	391.352
2918159000	Other salts and esters of citric acid	275.475	2.087.391	428.525	2.780.025
2918160000	Gluconic acid, its salts and esters	320.455	903.773	358.589	964.268
2918190000	Oth carboxylic acids with alcohol function but without other oxygen function	260.824	892.717	479.892	1.858.604
2918210000	Salicylic acid and its salts	35.741	127.719	110.777	437.660
2918220000	O-acetylsalicylic acid,its salts andesters	16.899	166.866	51.750	480.870
2918230000	Other esters of salicylic acid & theirsalts	98.336	507.183	334.224	1.606.974
2918291000	Alkyl sulphonic ester of phenol	1	959	36	9.521
2918299000	Other carboxylic acids with phenol function but without other oxygen function	95.959	218.078	766.276	1.501.732
2918300000	Carboxylic acids with aldehyde/ketonefunction but without other oxygen func.	36.347	138.946	609.723	2.335.568
2918910000	2,4,5-t(iso) (2,4,5-trichlorophenoxy)acetic	0	211.223	0	488.370
2918990000	Oth carboxylic acids with additionaloxygen function,their anhydrides,halides	70.903	325.851	958.864	3.039.057
2919100000	Tris(2,3-dibromopropyl) phosphate	0	25.990	0	143.699
2919900000	Oth.phosphoric esters,their salts,incllactophosphates, their halogenated	4.454	69.768	37.887	325.725
2920110000	Parathion (iso) & parathion-methyl (iso)	40	10.015	2.201	43.645
2920190000	Oth thiophosphoric esters,(phosphorothioates) & their salts	527	8.591	3.109	19.509
2920901000	Dimethyl sulphate (dms)	19.786	48.531	34.391	71.368
2920909000	Other esters of other inorganic acidsof non metals and their salts	48.805	277.928	83.850	559.069
2921110000	Methylamine, di- or trimethylamine andtheir salts	198.306	751.781	226.939	1.109.295
2921190000	Other acyclic monoamines & their derivatives; salts thereof	651.743	3.222.862	1.049.695	6.228.902
2921210000	Ethylenediamine and its salts	201.516	896.836	658.900	2.849.196
2921220000	Hexamethylenediamine and its salts	3.549	40.236	23.772	186.857
2921290000	Other acyclic polyamines & their derivatives; salts thereof	468.352	1.451.653	857.553	2.984.809
2921300000	Cyclanic, cyclenic or cycloaterpenicmono-or polyamines,& their derivatives	664.105	2.500.278	1.435.239	5.300.785
2921410000	Aniline and its salts	232.400	686.149	588.213	1.666.590
2921420000	Aniline derivatives and their salts	28.633	226.201	81.593	582.667
2921430000	Toluidines & their derivatives; saltsthereof	0	12.701	0	63.516
2921440000	Diphenylamine & its derivatives; saltsthereof	5.324	7.391	57.196	64.796
2921450000	1-naphthylamine (alpha-naphthylamine),2-naphthylamine (beta-naphthylamine)	117.134	228.774	331.956	624.127
2921490000	Oth aromatic monoamines & their deri-vatives; salts thereof	2.078	42.207	18.146	161.826

**I.3. IMPOR MENURUT KOMODITI / IMPORT BY HS COMMODITY**  
**\*\*\* APRIL / APRIL 2010 \*\*\***

HS	Uraian Komoditi Commodity Description	Berat Bersih / Net Weight (Kg)		Nilai / Value C.I.F (US\$)	
		Bulan ini Current Month	Kumulatif Cum.Jan. to date	Bulan ini Current Month	Kumulatif Cum.Jan. to date
2921510000	O-,m-,p-phenylenediam, diaminotoluenes & their derivatives; salts thereof	186.731	1.165.616	668.255	4.097.536
2921590000	Oth aromatic polyamines & their derivatives; salts thereof	226.177	731.518	1.442.255	4.341.134
2922110000	Monoethanolamine and its salts	136.349	491.481	211.421	696.621
2922120000	Diethanolamine and its salts	167.472	905.895	263.177	1.290.377
2922130000	Triethanolamine and its salts	163.955	368.607	283.885	640.831
2922191000	Ethambutol & its salts, esters & otherdrv suitable for produc of anti tbc pre	13.940	66.416	236.444	830.173
2922192000	D-2-amino-normal-butyl-alcohol	38.397	58.433	123.421	194.607
2922199000	Oth amino-alcohols,phenylpropanolamin hcl, tramadol, ketamin hcl	103.263	186.486	1.483.645	3.712.824
2922210000	Amino hydroxynaphthalene sulphonicacids and their salts	149.355	307.947	550.741	1.141.331
2922290000	Other amino-naphthols & other aminophenols	85.376	142.340	304.767	761.986
2922310000	Amfepramone (inn), methadone (inn) & normethadone (inn); salts thereof	70	70	29.750	29.750
2922390000	Other amino-aldehydes,amino-ketones& aminno-quinones	493	3.646	13.170	86.527
2922410000	Lysine and its esters; salts thereof	671.872	1.694.040	1.228.977	2.886.291
2922421000	Glutamic acid	551	30.067	4.025	235.412
2922422000	Monosodium glutamate	1.377.300	4.153.300	1.669.314	5.265.372
2922429000	Salts of glutamic acid	2.760	10.659	27.445	102.778
2922491000	Mephenamic acid and its salts	13.909	150.255	224.499	1.530.881
2922499000	Oth amino acids,o.t.t containing morethan one kind of oxygen function	338.763	988.511	2.066.494	6.758.192
2922501000	P-aminosalicylic acid & its salts,esterand other derivatives	61.781	361.286	321.020	1.483.357
2922509000	Oth amino-alcohol-phenols,amino-acidphenols oth amino-comp with oxyg funct.	24.048	64.496	759.375	2.435.367
2923100000	Choline and its salts	1.035.416	2.139.314	1.090.548	2.423.130
2923201000	Lecithins, whether or not chemicallydefined	704.928	2.502.255	755.362	2.556.092
2923209000	Other phosphoaminolipids	489.836	931.260	680.430	1.522.558
2923900000	Oth quarternary ammonium salts andand hydroxides	586.164	2.065.968	915.216	3.056.649
2924120090	Other fluoroacetamide (iso), monocrothopos (iso), phosphamidon (iso)	4.800	14.761	26.160	92.373
2924190000	Oth acyclic amides (including acycliccarbamates), & their thrf, salts thrf	140.002	658.769	682.813	2.410.553
2924211000	4-ethoxyphenylurea (dulcin)	0	500	0	4.280
2924212000	Diuron and monouoron	9.140	11.140	26.853	33.953
2924219000	Other ureines & their derivatives;saltsthereof	29.033	94.917	183.909	524.974
2924291000	Aspartame	59.079	296.915	1.098.590	5.222.702
2924292000	Butylphenylmethyl carbamate, methylisopropyl phenyl carbamate	111.200	255.210	434.976	839.436
2924299010	Asetaminophen (paracetamol), salcylamide, ethoxybenzamide	758.763	2.394.310	3.055.414	9.563.645
2924299090	Oth carboxamide-function compounds	199.100	773.389	2.266.369	9.201.343
2925110000	Saccharin and its salts	119.285	164.448	384.912	696.802
2925190000	Other imides & their derivatives, saltsthereof	11.230	78.033	96.711	456.421
2925210000	Chlordimeform (iso)	9	16	278	549
2925290000	Other imines and their derivatives;and salts thereof	34.073	115.102	183.833	661.830
2926100000	Acrylonitrile	0	2.683.485	0	5.086.515
2926200000	1-cyanoguanidine (dicyandiamide)	0	50.552	0	86.067
2926900000	Other nitrile-function compounds.	163.993	454.918	4.045.672	15.879.696
2927001000	Azodicarbonamide	625.210	1.220.715	1.510.097	2.697.792
2927009000	Oth diazo-, azo- or azoxy-compounds.	83.913	554.190	303.729	1.523.040
2928001000	Linuron	0	869	0	6.385
2928009000	Other organic derivatives of hidrazineor of hydroxylamine	41.698	100.146	547.267	1.333.335
2929100000	Isocyanates	4.482.227	15.696.839	9.663.727	32.367.106
2929901000	Sodium cyclamate	30.000	64.000	55.500	115.510
2929909000	Other compounds with other nitrogenfunction	5.495	33.677	27.581	566.293
2930200000	Thiocarbamates and dithiocarbamates	176.335	900.777	1.004.251	4.910.774
2930300000	Thiuram mono, di or tetrasulphides	11.612	54.289	44.074	191.204
2930400000	Methionine	1.560.305	6.304.637	6.628.505	27.286.156
2930500000	Captafol (iso) & methamidophos (iso)	0	300.432	0	722.178
2930900000	Other organo-sulphur compounds	949.936	2.976.042	4.049.610	12.000.311
2931001000	Tetraethyl lead	23.834	146.224	51.496	533.918
2931002000	N-(phosphonomethyl)glycine and saltsthereof	1.996.497	6.762.790	8.667.301	26.982.250
2931003000	Ethephone	35.592	121.500	94.985	371.525
2931004000	Organo-arsenic compounds	0	7.000	0	84.000
2931009000	Other organo-inorganic compounds	369.656	1.425.263	1.180.016	4.255.504
2932110000	Tetrahydrofuran	17.000	75.094	50.253	213.400
2932120000	2-furaldehyde (furfuraldehyde)	677	5.665	8.618	43.300
2932130000	Furfuryl alcohol and tetrahydrofurfurylalcohol	23.100	207.592	39.426	327.287
2932190000	Oth compounds containing an unfusedfuran ring in the structure	7.638	38.670	732.026	2.128.387
2932210000	Coumarin, methylcoumarins &ethylcoumarins	14.099	62.965	146.519	609.380
2932290000	Other lactones	101.358	277.975	987.675	2.290.883
2932930000	Piperonal	7.200	28.680	191.520	748.155
2932950000	Tetrahydrocannabinols (all isomers)	0	30	0	1.200
2932991000	Carbofuran	110.805	480.560	1.216.547	5.494.505
2932999000	Other heterocyclic compound withoxygen hetero-atom(s) only.	372.757	1.889.630	1.823.568	9.207.070
2933111000	Dipyrone (antalgin)	92.580	186.882	296.393	1.245.215
2933119000	Other phenazone (antipyrin) and itsderivatives	28.635	114.661	299.755	1.478.944
2933190000	Oth compounds containing an unfusedpyrazole ring in the structure	34.305	143.341	1.660.025	4.066.007
2933210000	Hydantoin and its derivatives	48.292	115.353	98.565	445.714
2933291000	Cimetidine	58	10.618	2.750	307.804
2933299000	Oth compounds containing an unfusedimidazole ring in the structure	73.077	236.289	397.361	2.280.765
2933310000	Pyridine and its salts	98.649	420.136	449.211	1.675.348
2933320000	Piperidine and its salts	15	69	4.955	10.955
2933330000	Alfentanil (inn), anileridine (inn),bezitramide (inn), bromazepam (inn)	1	25	2.392	49.997
2933391000	Chlorpheniramine and isoniazid	30.512	52.422	339.816	772.535
2933392000	Isonicotinic acid hydrazide,& its saltsesters,derived of pharmaceutical grade	5	44	825	2.961

**I.3. IMPOR MENURUT KOMODITI / IMPORT BY HS COMMODITY**  
**\*\*\* APRIL / APRIL 2010 \*\*\***

HS	Uraian Komoditi Commodity Description	Berat Bersih / Net Weight (Kg)		Nilai / Value C.I.F (US\$)	
		Bulan ini Current Month	Kumulatif Cum.Jan. to date	Bulan ini Current Month	Kumulatif Cum.Jan. to date
2933393000	Paraquat salts	1.053.520	5.371.844	3.336.641	16.842.612
2933399000	Oth compounds containing an unfusedpyridine ring in the structure	385.895	1.104.344	4.344.344	12.437.574
2933490000	Oth compounds containing in the struc.a quinoline or isoquinoline ring-system	40.872	164.439	441.097	1.739.905
2933520000	Malonylurea (barbituric acid) and itsalts	0	9	0	1.168
2933530000	Allobarbital(inn),amobarbital(inn), barbital(inn),butalital(inn),butobarbitol	25	30	1.500	2.005
2933540000	Other derivatives of malonylurea(barbituric acid), salts thereof	3	15	167	1.230
2933591000	Diazinon	16.000	16.000	96.000	96.000
2933599000	Oth compounds contain a pyrimidinering or piperazine ring in the structur	44.526	278.416	1.523.859	6.766.162
2933610000	Melamine	1.444.163	3.392.025	1.943.281	4.735.744
2933690000	Oth compounds containing an unfusedtriazine ring in the structure	696.685	2.031.520	1.390.861	4.184.699
2933710000	6-hexanelactam (epsilon-caprolactam)	4.666.816	18.028.904	11.098.806	40.823.471
2933720000	Clobazam (inn) and methyprylon (inn)	60	70	223.501	333.393
2933790000	Other lactams	45.644	121.732	292.560	722.324
2933910000	Alprazolam(inn), camazepam(inn),chlordiazepoxide(inn), clonazepam	163	3.721	56.890	365.417
2933991000	Mebendazole and parbendazole	3.021	8.957	54.457	180.747
2933999000	Other heterocyclic compounds with nitrogen hetero-atom(s) only.	322.434	728.294	1.464.793	7.142.731
2934100000	Compounds containing an unfusedthiazole ring in the	24.101	86.595	176.151	713.866
2934200000	Comp containing in the structure a benzothiazole ring-system, not futher fused	145.396	777.626	443.636	2.264.086
2934300000	Comp containing in the structure a phenothiazine ring-system,not further fused	14.463	62.883	80.090	442.851
2934910000	Aminorex(inn), brotizolam(inn), clotiazepam(inn),cloxazolam(inn),oxazolam	300	5.333	5.550	79.659
2934991000	Nucleic acid and its salts	25.022	49.671	133.631	486.657
2934992000	Sultones, sultams, diltiazem	16.300	18.984	939.460	1.643.360
2934993000	6-amino penicillanic acid	24.414	119.235	105.133	804.850
2934999000	Other nucleic acids and their salts,whether or not chemically defined	148.155	407.105	4.118.625	13.947.488
2935000000	Sulphonamides.	167.993	438.487	2.379.644	7.665.676
2936210000	Vitamins a & their derivatives	23.016	69.129	643.376	1.790.884
2936220000	Vitamins b1 & its derivatives	23.159	118.998	493.906	2.344.383
2936230000	Vitamin b2 & its derivatives	11.942	41.334	527.439	1.379.792
2936240000	D-or dl-pantothenic acid (vit b3or vit b5 & its derivatives	48.891	176.523	535.345	1.978.218
2936250000	Vitamin b6 & its derivatives	49.807	170.462	661.884	2.402.510
2936260000	Vitamin b12 & its derivatives	6.413	13.941	320.981	1.037.498
2936270000	Vitamin c & its derivatives	422.355	1.156.846	4.734.610	14.068.820
2936280000	Vitamin e & its derivatives	63.968	224.814	1.602.269	5.524.851
2936290000	Oth vitamins & their derivatives	140.301	385.084	1.628.647	5.364.743
2936900000	Oth vitamin, incl natural concentrates	210.848	826.825	1.498.760	5.999.342
2937120000	Insulin & its salts	64	317	7.298	88.496
2937190000	Oth polupeptide hormones, proteinhormones	51	320	1.383	132.474
2937210000	Cortisone,hydrocortisone, prednisone &prednisolone (dehydrohydro cortison)	179	4.809	168.714	1.450.097
2937220000	Halogenated derivatives ofcorticosteroidal hormones	80	1.378	546.594	2.349.505
2937230000	Oestrogens & progestogens	1.354	4.399	589.703	4.656.665
2937290000	Oth steroidal hormones	247	4.010	348.364	1.336.256
2937310000	Epinephrine	0	1	0	23.686
2937390000	Oth catecholamine hormones	0	6	0	400
2937400000	Amino-acid derivatives	282	3.900	56.016	400.411
2937500000	Prostaglandins,thromboxanes &leukotrienes & their derivatives	0	4	0	9.686
2937900000	Oth hormones	3	8	18.238	22.238
2938100000	Rutoside (rutin) & its derivatives	160	1.514	7.164	34.835
2938900000	Oth glycoside, natural or reproduc andtheir salts, ethers, esters & oth drv	1.680	6.854	86.008	229.116
2939110000	Concent of poppy straw, buprenorphinecodein,ethylmorphin,etorphine,heroin	0	576	0	283.362
2939190000	Oth alkaloids of opium	392	2.466	50.668	382.045
2939200000	Alkaloids of chinchona andtheir derivatives, salts thereof	1.150	3.179	109.925	302.190
2939300000	Caffeine & its salts	110.370	355.695	940.302	2.968.724
2939410000	Ephedrine & its salts	1.849	2.724	95.325	141.313
2939420000	Pseudoephedrine (inn) & its salts	6.927	19.328	370.800	992.669
2939490010	Phenylpropanolamine hcl (ppa)	1.575	10.850	64.106	428.442
2939510000	Fenetyline(inn) & its salts	0	247	0	13.650
2939590000	Oth theophylline & aminoophylline	10.331	33.259	268.160	572.040
2939610000	Ergometrine (inn) & its salts	0	6	0	31.933
2939620000	Ergotamine (inn) & its salts	0	1	0	17.939
2939690000	Oth alkaloids of rye ergot	15	41	84.750	145.835
2939919000	Oth cocaine, levometamfetamine	0	285	0	93.000
2939991000	Nicotine sulphate	5	7	553	679
2939999000	Oth vegetable alkaloids, natural orreproduc by synthesis & their salts	51	9.859	84.819	1.044.992
2940000000	Sugars, chemically pure, oth thansucrose, lactose, maltose	88.415	346.513	653.060	1.985.965
2941101100	Amoxicillins & its salts non-sterile	28.406	114.302	1.051.611	3.610.974
2941101900	Oth amoxicillins	11.360	55.342	353.742	1.818.413
2941102000	Ampicillin & its salts	41.970	65.216	1.289.338	2.674.356
2941109000	Other penicillins, their derivatvs withpenicillanic acid structure; salts thrf	64.145	97.645	2.130.254	4.171.500
2941200000	Streptomycins & their derivated, saltthereof	1.841	2.702	55.812	86.320
2941300000	Tetracyclines & their derivated, saltthereof	6.829	91.177	144.219	1.360.131
2941400000	Chloramphenicol & its derivated, saltthereof	4.876	35.388	145.440	948.504
2941500000	Erythromycin & its derivated, saltthereof	2.733	14.561	453.311	1.464.367
2941900000	Oth antibiotics(rifampicin, cephalosporin, their deriv,salts thrf, quinolon)	143.869	515.042	4.776.211	17.494.068
2942000000	Oth organic compounds.	163.801	639.252	1.003.624	3.655.549
3001200000	Extracts of glands or oth organsor of their secretions	0	42.212	0	181.123
3001900000	Oth human or animal substanc. prepar.for therapeutic/prophylactic uses, nes	0	10	0	70.560
3002101000	Plasma protein solution	0	281	0	75.616
3002102000	Antisera & modified immunologicalprods with or not obtain	1	1.792	141	585.642

**I.3. IMPOR MENURUT KOMODITI / IMPORT BY HS COMMODITY**  
**\*\*\* APRIL / APRIL 2010 \*\*\***

HS	Uraian Komoditi Commodity Description	Berat Bersih / Net Weight (Kg)		Nilai / Value C.I.F (US\$)	
		Bulan ini Current Month	Kumulatif Cum.Jan. to date	Bulan ini Current Month	Kumulatif Cum.Jan. to date
3002109000	Oth antisera & blood fractions & modifimmunological prods	6.662	35.354	2.852.377	9.441.726
3002209010	Hepatitis vaccine	1.961	5.838	320.874	1.118.444
3002209090	Oth vaccine for human medicine	3.729	22.870	1.788.733	7.554.485
3002300000	Vaccines for veterinary medicine	56.181	236.595	2.513.884	8.858.146
3002900000	Oth human blood; animal blood prepfor therapeutic	15.319	59.088	947.299	3.662.937
3003101000	Medicaments cont amoxicillin (inn) notput up in measur doses-for retail sale	1.200	4.038	33.000	60.868
3003102000	Medicaments cont ampicillin (inn) notput up in measur doses-for retail sale	0	200	0	17.600
3003200000	Medicaments cont oth antibiotics	20	5.908	73.950	1.286.685
3003310000	Medicaments cont insulin not put up inmeasur. doses - for ret sale	0	3.658	0	338.178
3003390000	Oth medicaments cont hormones oroth prod. - for retail sale	8.614	26.983	60.956	351.167
3003400090	Oth medicaments cont alkaloids orderivated thrf but not cont hormones	103	1.959	45.608	717.983
3003900000	Oth medicaments cont >=2 constituent	3.840	151.008	1.442.081	3.481.211
3004101600	Containing ampicillin,amoxycillin orsalts thereof, of a kind taken orally	300	801	4.200	27.358
3004101900	Oth medicam cont penicillins or drv putup in measured doses-for retail sale	11.829	61.090	48.773	310.468
3004102100	Medicam cont streptomycs-ointmentput up in measur doses-for retail sale	0	490	0	49.609
3004102900	Medicam cont oth streptomycins ortherderivat other than ointment	659	2.458	123.958	441.748
3004203100	Medicam cont erythromycin or drvthereof for taking orally	0	595	0	193.284
3004203900	Medicaments cont erythromycin or drvother for taking oralling or ointment	180	685	32.521	258.171
3004207100	Medicam cont tetracycllins or drvthereof for taking orally	144	144	10.300	10.300
3004207900	Medicam cont chloramphenicols or drvother for taking oralling or ointment	12.585	48.490	331.017	944.356
3004209100	Medicam cont linc, sulf,iso,pyr or drvthereof for taking orally	1.686	7.351	128.570	550.678
3004209900	Medicam cont gentamycins or drvthereof for injection	19.278	107.134	548.247	2.122.919
3004310000	Medicam cont insulin-but not contantibiotics	2.625	11.375	1.269.868	4.514.035
3004329000	Medic cont oth corticosteroid hormone	2.239	4.413	232.256	554.599
3004390000	Oth medicam cont hormon, adrenalin, othprod of hd 29.37, not cont insuline	3.414	240.714	250.459	3.362.658
3004401000	Medicam cont morphine/its derivativesfor injection	588	1.366	53.545	137.248
3004404000	Medicamt cont quinine or its salts &antimalaria substances	0	570	0	33.200
3004409010	Medicaments cont morphine or its drv,for taking orally	206	206	59.719	59.719
3004409090	Medicaments cont morphine or its drv,not for taking orally	11.266	56.718	302.081	592.162
3004501000	Oth medicam cont syrups & drops ofvitamins of a kind suitable for children	0	35.680	0	308.040
3004508900	Medicam cont oth b complex vitamin	0	9.942	0	214.631
3004509000	Oth medicaments cont vitamins oroth prods of heading 29.36	75.638	190.637	624.358	2.658.783
3004901000	Specialised medicines for cancer,aids or oth intractable diseases	2.922	13.617	2.370.601	7.603.365
3004902000	Oth medicamt put up in measuredosesclosed sterile water for	445	1.238	131.922	293.821
3004903000	Antiseptics	20.306	27.498	78.867	117.391
3004904100	Anaesthetics cont procainehydrochloride	3	3	64	64
3004904900	Oth anaesthetics cont ketaminlidocain	297	7.989	167.283	635.134
3004905100	Analgesics,antipyretics & oth medicamcont acetyl salicylic acid	410	410	21.966	21.966
3004905900	Oth analgesics, antipyretics & medcont chlorp maleat,diclof, tramadol	5.021	21.259	315.200	779.017
3004906000	Antimalarials cont artemisinin,primaqartesunate or chloroquine (inn)	0	103	0	6.024
3004908000	Transdermal therapeutic systems (tts)patches for cancer or heart diseases	154	614	16.837	50.025
3004909100	Oth medicam put up in measur doses-cont sulphiride(inn),cimetidine,rantidin	294.930	927.322	353.529	1.271.382
3004909200	Oth medicam put up in measur doses-cont piroxicam(inn) or ibuprofen(inn)	144	7.472	1.350	98.652
3004909910	Oth medicam put up in measur doses-doses cont phenobarbital,	0	1.754	0	62.269
3004909990	Oth infusion fluids; nutritional orelectrolytic solutions	601.061	2.375.857	19.805.142	65.175.527
3005101000	Adhesive dressing & oth articles coverimpregnant w/ pharmaceutical substc	4.809	17.432	97.360	323.531
3005109000	Oth adhesive dressings & otharticles having an adhesive layer	11.533	59.070	188.366	823.323
3005901000	Bandages	9.515	68.149	104.810	646.207
3005902000	Gauze	0	2.231	0	30.043
3005909000	Oth wadding, impregnat/coated withpharmaceutic subst or put up in forms	21.735	61.082	281.301	996.891
3006101000	Sterile absorbable surgical or dentalyarn; sterile surgical or dental	98	9.233	853	453.170
3006109000	Sterile surgical catgut,similar sterilesuture matt & sterile tissue	5.237	30.364	498.026	2.023.744
3006200000	Blood-grouping reagents	16	3.124	1.884	235.248
3006302000	Reagents of microbial origin forveterinary	0	2	0	743
3006303000	Oth microbial diagnostic reagents	24	219	1.237	16.955
3006309000	Oth opacyfyng prep for x-ray exam,diagnostic reagents design to be	376.968	1.184.311	778.264	2.340.651
3006401000	Dental cements & oth dental fillings	1.194	22.774	91.191	257.749
3006402000	Bone reconstruc cements	66	155	4.361	10.582
3006500000	First-aid boxes & kits	878	1.639	15.740	28.592
3006600000	Chemical contraceptive prepbased on hormones	18.039	56.744	392.309	1.574.678
3006700000	Gel prep designed to be used in humanor vet medic for parts of the body	3.437	15.854	185.235	298.085
3006910000	Appliances identifiable for ostomy use	39	5.128	2.897	21.870
3101001100	Supplement fertilizers in liquid form,not chemical treat-of solely vegetable	32	87.278	190	104.108
3101001900	Oth thn supplemnt fertilizr in liquidform,not chemical treat solely vegetable	0	968.775	0	633.754
3101009100	Oth animal or vegetable fertilisers,supplement fertilizers in liquid form	0	9.144	0	32.400
3102100000	Urea, with or not in aqueous solution	320.292	6.748.510	171.220	2.393.021
3102210000	Ammonium sulphate	2.982.700	53.964.607	516.248	9.098.480
3102290000	Oth double salts & mix of ammoniumsulphate & ammonium nitrate	100.500	401.500	22.734	84.538
3102300000	Ammonium nitrate, with or not inaqueous solutions	26.031.800	104.037.170	14.572.802	54.528.853
3102400000	Mixt of ammonium nitrate with calciumcarbonate or oth inorganic non-fertilis	1.008.015	1.048.960	262.193	306.412
3102500000	Sodium nitrate	375.028	1.613.305	176.801	849.220
3102600000	Double salts & mixtures of calciumnitrate & ammonium nitrate	746.620	3.635.940	221.567	1.057.455
3102900000	Oth mineral or chem fertilisers,nitrogenous inc mixt	0	16.017	0	89.722
3103101000	Superphosphates, feed grade	0	2.000.000	0	400.000
3103109000	Other suoerphosphates	19.665.600	99.984.150	6.699.929	24.725.441
3103909000	Oth mineral or chemical fertilisers,phospatic	53.497.590	221.756.110	5.943.274	22.881.217
3104200000	Potassium chloride	126.790.017	464.584.386	51.015.127	199.289.952
3104300000	Potassium sulphate	1.162.309	1.874.743	556.454	1.025.632

**I.3. IMPOR MENURUT KOMODITI / IMPORT BY HS COMMODITY**  
**\*\*\* APRIL / APRIL 2010 \*\*\***

HS	Uraian Komoditi Commodity Description	Berat Bersih / Net Weight (Kg)		Nilai / Value C.I.F (US\$)	
		Bulan ini Current Month	Kumulatif Cum.Jan. to date	Bulan ini Current Month	Kumulatif Cum.Jan. to date
3104900000	Oth potassium salts	10.254.360	21.542.015	4.044.174	8.720.192
3105100000	Mineral or chemic fertilisers,tablet orsimilar forms-pack of a weight < 10kg	1.827.500	2.834.816	932.025	1.452.124
3105200000	Mineral or chemical fertiliser cont theelements nitro,phosphor & potassium	19.608.256	69.358.987	10.037.131	36.602.982
3105300000	Diammonium hydrogenorthophosphate(diammonium phosphate)	3.027.004	45.167.482	1.325.169	17.344.047
3105400000	Ammonium dihydrogenorthophosphate(monoammonium phosphate)	1.827.846	4.855.491	933.054	2.468.755
3105510000	Oth mineral or chemical fertiliserscont nitrates & phosphates	166	10.958.812	2.068	3.097.028
3105590000	Oth mineral or chemical fertiliserscont nitrogen & phosphorus	377.663	16.329.977	619.100	6.487.162
3105600000	Mineral or chemical fertilisers contelements phosphorus & potassium	0	151.943	0	190.515
3105900000	Oth mineral or chemical fertilisers, intablets or in pack < 10kg	70.035	1.168.812	120.713	654.885
3201100000	Quebracho extract	23.974	88.970	61.114	192.566
3201200000	Wattle extract	37.501	194.806	56.249	236.553
3201901000	Gambier	0	1.780	0	2.602
3201909000	Oth tanning extract of vegetable origintannis & their salts, esters & oth drv	21.177	304.327	50.121	211.806
3202100000	Synthetic organic tanning substances	348.820	1.839.274	554.445	1.813.644
3202900000	Oth inorgan tanning subst;tanning prepwith or not cont natural tanning subs	310.856	1.101.982	362.079	1.296.841
3203001000	Coloring matter of vegetable or animalsuitable for use in food or drink	12.745	59.549	241.053	776.221
3203009000	Oth coloring matter of vegetable oranimal not suitable for use in food	46	134.456	36.165	754.834
3204111000	Disperse dyes crude & prep based& preparat based thereon, crude	429.951	1.434.796	1.622.887	5.978.154
3204119000	Other disperse dyes and preparationbased thereon	678.226	3.023.829	3.217.835	11.760.543
3204121000	Aciddyes whether or not premetallised	54.995	161.117	273.389	853.442
3204129000	Oth acid dyes whether or not premetallised & preparation based thereon	36.680	130.830	210.396	767.732
3204130000	Basic dyes & preparat based thereon	51.135	270.551	218.998	1.141.737
3204140000	Direct dyes & preparat based thereon	501.642	1.927.956	1.535.621	5.763.878
3204150000	Vat dyes (incl those usable in thatstate pigments) & prep based thereon	230.014	831.568	932.419	3.867.424
3204160000	Reactive dyes & preparations basedthereof	1.100.037	3.254.531	4.788.719	14.481.444
3204170010	Synthet organ pigment in powder form	957.361	3.240.435	6.910.025	23.999.308
3204170090	Other pigments & preparat basedthereon	566.212	2.076.027	3.900.026	11.657.255
3204190000	Oth synthetic organic coloring matter,incl mix of coloring	475.129	1.855.597	1.814.512	5.666.682
3204200000	Synthetic organic prods of a kindused as fluorescent brightening agent	320.756	1.229.093	1.025.749	5.646.578
3204900000	Oth synthetic organic coloring,matter, w/ or not chemically defined	255.711	765.596	751.658	2.162.637
3205000000	Color lakes; preparat as specified inbased on color lakes	179.391	582.089	441.058	1.351.448
3206111000	Pigment base on titanium dioxidecont weight >= 80 %, on dry matter	4.676.087	16.633.354	11.050.042	38.323.425
3206119000	Preparate base on titanium dioxide,cont weight >= 80 %, on dry matter	363.712	1.422.573	1.196.033	4.138.207
3206191000	Pigment base on titanium dioxidecont weight < 80 %, on dry matter	127.763	431.027	623.090	1.593.662
3206199000	Preparate base on titanium dioxide,cont weight < 80 %, on dry matter	95.706	328.452	602.285	2.380.033
3206201000	Chrome yellow,chrome green,molybdatorange/red base on chromium comp	97.620	267.664	389.730	1.081.289
3206209000	Oth pigments & prep based onchromium compounds	52.209	225.343	231.301	833.554
3206411000	Preparations of inorganic pigmentsultramrine pre based thereon	429	32.160	2.776	147.285
3206419000	Oth ultramarine & preparationsbased thereon	155.735	549.884	208.369	705.464
3206421000	Prep of inorganic pigments- litophonebased on sulphide	0	48.530	0	37.680
3206429000	Oth litophone & oth pigments & prepbased on sulphide	150.430	399.101	114.797	299.211
3206491000	Prep of inorganic pigment based on othhexacyanoferrat (ferro&ferrycyanides)	137.022	514.406	400.529	1.763.714
3206499000	Oth pigment & prep based on hexacyanoferrates(ferrocyanides & ferricyanides)	295.593	905.469	1.518.112	5.098.111
3206501000	Prep of inorganic pigment of akind used luminophores	35.344	161.266	316.331	892.769
3206509000	Oth inorganic prods of a kindused as luminophores	269.808	833.276	388.606	1.775.681
3207100000	Prepared pigments, prep opacificersprep colors & similar prep	534.541	2.615.482	1.938.212	9.118.472
3207201000	Enamel frits	454.710	2.041.953	521.274	2.108.903
3207209000	Oth vitrifiable enamels & glazes,engobe (slips) similar prep	598.840	2.883.456	626.805	2.761.647
3207300000	Liquid lustres & similar preparations	26.770	118.855	123.309	776.721
3207400000	Glass frit & oth glass, in the formof powder granules or flakes	6.291.259	24.334.575	3.217.703	13.096.467
3208101100	Varnishes>100-c hr,based on polyesterfor dental use, dispersed in a non aqueo	5.143	7.152	11.493	26.205
3208101900	Oth varnishes based on polyesters<100-c hr,disper in a nonaqueous	81.869	292.849	355.910	1.318.179
3208109000	Other paints & varnishe (incl enamels & lacquers polyester dispers, non aqueous	399.298	1.280.086	1.554.002	5.063.603
3208204000	Anti-fouling/anti-corrosive paints forships hull base on acrylic/vinyl polymer	184.680	1.044.447	598.121	3.488.478
3208207000	Varnishes (including lacquers), of akind used in dentistry	9.883	58.308	30.073	168.211
3208209000	Other paints & varnishes (incl enamels& lacquers) based on acrylic/vinyl polymer	456.136	1.450.468	2.094.196	6.620.864
3208901100	Varnishes (incl.lacquers),exceed >=100Cheat-resistant used in dentistry	25.501	135.352	146.983	669.008
3208901900	Varnishes (incl.lacquers),exceed >=100Cheat-resistant used in oth than dentist	190.431	897.132	1.029.986	5.041.634
3208902900	Varnishes (incl.lacquers),exceed <100Cheat-resistant used in oth than dentist	207.440	904.580	1.120.427	4.383.678
3208909000	Oth paints & varnishesdispersin a nonaqueous	483.085	1.714.468	2.493.538	9.377.251
3209101000	Varnishes(inc lacquer)>100C hr-acrylicvinyl polymer, dispers in a aqueous	110.698	586.596	258.118	1.356.681
3209104000	Leather paints-based on acrylic orvinyl polymers dispers in a aqueous	10.020	38.400	24.510	77.959
3209105000	Anti-fouling/corrosive paints for shipshulls-acrylic/vynil polymers	3.381	77.263	3.114	75.895
3209109000	Oth paints & varnishes dispersa aqueous medium	240.082	1.137.663	678.641	2.436.980
3209900000	Oth paints based on others varnishesdispers in a aqueous medium	678.715	2.296.551	1.724.249	5.982.059
3210001100	Varnishes (incl lacquers) > =100C hrof a kind used for finishing leather	498	10.336	1.809	36.375
3210001900	Varnishes (incl lacquers) < 100C hrof a kind used for finishing leather	14.640	45.335	46.224	242.030
3210003000	Prepared water pigments of a kindused for finishing leather	20.624	176.023	55.445	390.880
3210005000	Polyurethane tar coatingof a kind used for finishing leather	22.351	56.421	95.834	268.696
3210009000	Other paints & varnishesof a kind used for finishing leather	116.703	601.288	379.862	2.307.529
3211000000	Prepared driers	85.894	202.164	297.563	731.238
3212100000	Stamping foils	65.168	190.752	479.836	1.315.908
3212901100	Aluminium paste	127.586	559.136	788.765	3.690.950
3212901200	Oth pigments (incl metallic powder & flakes),for leather-dispers,non aqueous	33.705	102.233	66.746	222.076
3212901900	Oth pigments (incl metallic powder & flakes), dispers in non-aqueous media	32.932	88.426	233.436	639.608
3212902100	Dyes or oth coloring matter in formsfor ret sale-suitable for food or drink	0	47	0	954
3212902900	Oth dyes or oth coloring matter informs or pack for retail sale	29.512	163.280	243.294	1.111.702
3213100000	Colors in set, in tablet, tubes, jars,bottles, pans or in similar forms/pack	54.441	199.733	195.350	801.012

**I.3. IMPOR MENURUT KOMODITI / IMPORT BY HS COMMODITY**  
**\*\*\* APRIL / APRIL 2010 \*\*\***

HS	Uraian Komoditi Commodity Description	Berat Bersih / Net Weight (Kg)		Nilai / Value C.I.F (US\$)	
		Bulan ini Current Month	Kumulatif Cum.Jan. to date	Bulan ini Current Month	Kumulatif Cum.Jan. to date
3213900000	Oth artist, students or signboard, intablet,tubes,jars,bottles, pans or other	16.215	97.621	97.524	688.866
3214100000	Glaziers putty, grafting putty, cementscaulking compound	483.397	1.652.636	1.723.172	5.973.703
3214900000	Oth painters fillings; non-refractorysurfacing preparat for facades	343.292	2.581.315	923.361	3.793.059
3215111000	Printing uv curable inks-black	860	36.799	42.647	559.624
3215119000	Printing other than uv curable inks-black	151.322	560.392	715.081	3.173.025
3215190000	Printing inks, other than black	467.695	1.900.161	4.401.789	17.683.637
3215901000	Carbon mass for one time carbon paper	198	94.472	8.745	180.023
3215906000	Drawing ink and writing ink	16.068	99.614	214.341	888.612
3215909000	Oth printing ink, writing/drawing inkwith or not concentrated or solid	73.461	344.852	501.846	1.811.720
3301120000	Pharmaceutical grade - of orange andoth essential oils of orange	22.909	184.651	99.281	930.840
3301130000	Pharmaceutical grade - of lemone andoth essential oils of lemone	4.979	26.735	103.329	882.491
3301190000	Other essential oils of citrus fruit	363.242	802.405	507.087	1.335.170
3301240000	Essential oils - of peppermint(mentha piperita)	10.452	66.298	205.299	496.414
3301250000	Pharmaceutical grade - of oth mintsoth essential oils of oth mints	31.049	83.308	119.323	391.885
3301291100	Pharmaceutical grade of lemon grass ofcitronele, cinnamon, ginger, cardamon	2.200	25.185	13.310	200.021
3301291200	Pharmaceutical grade of sandalwood	308	308	260	260
3301291900	Oth pharmaceutical grade-essential oilsoth than those of citronella	56.983	557.934	395.416	3.751.303
3301299100	Oth pharmaceutical grade of lemongrass of citronella, cinnamon, ginger	610	2.000	24.782	85.685
3301299900	Oth essential oils-oth thanpharmaceutical grade	60.168	252.708	883.543	3.064.945
3301300000	Resinoids	21.129	44.071	148.163	391.079
3301901000	Aqueous distillates & solutions ofessential oils suitable for medic use	13.600	27.063	16.482	41.113
3301909000	Oth essential oils (terpeneless or not),incl concretes& absolutes; resinoids	52.890	197.778	505.254	1.578.277
3302101000	Odoriferous alcoholic prep for thealcohol beverages, liquid form	222	222	2.577	2.577
3302109000	Oth mixed of odoriferous of a kind usedin the food or drink industries	134.563	512.052	1.481.432	5.856.816
3302900000	Oth prep based on odoriferous substancesfor the manufacture of beverages	2.182.741	7.072.491	25.782.992	94.579.025
3303000000	Perfumes & toilet waters	93.567	207.963	1.912.039	4.903.357
3304100000	Lip make-up preparations	33.858	71.881	802.734	1.768.935
3304200000	Eye make-up preparations	38.749	98.798	902.726	2.673.592
3304300000	Manicure or pedicure preparation	21.657	38.019	249.749	395.904
3304910000	Powders, whether or not compressed	63.960	153.265	974.755	2.462.099
3304991000	Face & skin creams & lotions	502.164	1.753.414	3.639.238	13.433.842
3304992000	Anti-acne creams	100	310	1.031	14.084
3304999000	Oth beauty/make-up prep & prep for thecare of the skin (oth than medicamts)	151.613	453.711	1.947.451	5.629.452
3305100000	Anti-mycosis shampoos & othershampoos	1.792.818	7.986.037	7.495.093	33.348.084
3305200000	Preparat for permanent waving orstraightening	38.727	65.274	151.152	352.769
3305300000	Hair lacquers	9.750	50.261	106.737	499.739
3305900000	Others preparations for use on the hair	246.712	1.253.512	1.120.416	5.795.632
3306101000	Prophylactic pastes & powders	75.382	353.597	353.845	1.773.759
3306109000	Others dentifrices	6.083	18.685	16.270	52.015
3306200000	Yarn used to clean between the teeth(denital-floss)	0	441	0	8.408
3306900000	Oth prep for oral/dental hygiene, incl.denture fix-ative pastes & powder,retail	770	59.663	8.054	214.234
3307100000	Pre-shave, shaving or after-shavepreparations	1.893	17.081	35.574	185.126
3307200000	Personal deodorants & antiperspirants	92.537	353.148	759.032	2.851.024
3307300000	Perfumed bath salts & oth bathpreparations	52.818	234.153	102.829	467.224
3307410000	Oth agarbatti & oth odoriferous prep.which operate by burning	224.299	1.090.570	168.114	877.448
3307491000	Room perfuming preparations	40.693	123.811	242.436	833.067
3307499000	Oth prep for perfuming or deodor rooms,incl odoriferous preparat use religious	183.264	299.979	618.251	1.232.716
3307901000	Animal toilet preparations	2.303	26.109	2.823	50.280
3307902000	Contact lens solution	32.618	146.372	110.101	600.960
3307903000	Papers & tissues, impregnated or coatedwith perfume or cosmetics	532	841	30.603	37.518
3307909000	Oth pre-shave, cosmetic or toilet prep,prep rooms deodorisers, w/ or perfuming	7.337	18.841	124.528	332.235
3401111000	Soap, organic surface-active-for toiletuse-medicated prods	161.367	324.140	439.413	908.526
3401112000	Bath soap	37.742	587.956	163.994	1.275.833
3401119000	Oth soap & organic surface fortoilet use	8.019	30.382	90.299	270.274
3401199000	Oth soap & organic surface other thanfor toilet use	326	16.712	2.579	44.519
3401201000	Soap in oth form for flotation deinkingor recycled paper	227	227	2.640	2.640
3401209000	Soap in oth forms, other than chips	266.945	978.978	481.485	1.942.927
3401300000	Organic surface-active prods & prep forwashing in the liquid, put for ret sale	36.762	71.621	269.679	753.330
3402111000	Organic surface-active agents, with/notfor retail sale; sulphated fatty alcohol	66.847	242.192	200.609	652.409
3402112000	Wetting agents used in the manufactureof herbicide	7.295	15.897	26.541	48.786
3402119000	Oth anionic-organic surface-active agentwith or not put up for retail sale	828.225	2.105.861	1.350.059	3.967.396
3402121000	Wetting agents used in the manuf ofherbiced-cationic	15.558	86.314	34.409	154.528
3402129000	Oth cationic-organic surface-activeagent with/not put up for retail sale	654.277	2.764.272	1.531.039	6.632.105
3402130000	Organic surface-active agents,with ornot for retail sale; non-ionic	2.488.364	9.237.576	5.514.945	19.385.915
3402190000	Oth organic surface-active agents,withor not up for retail sale	1.204.734	3.894.759	2.561.037	8.422.262
3402201100	Anionic surface active prep. in liquidform-put up for retail sale	20.643	99.703	77.279	351.233
3402201200	Anionic washing prep & cleaning prep,incl bleach cleans,liquid form, retail	40.343	95.341	204.402	720.558
3402201300	Oth surface active preparations- inliquid form, for retail sale	102.075	178.223	121.138	241.764
3402201900	Oth wash prep & clean prep,incl bleachcleans & degreas prep,liquid, retail	124.288	468.312	576.155	1.781.430
3402209100	Anionic surface active prep. oth thanin liquid form-for retail sale	30.991	88.929	7.338	79.039
3402209200	Anionic washing prep &clean prep, inclbleach,cleans-oth than liquid,retail	2.501	9.324	12.323	54.112
3402209300	Oth surface active preparation-oth thanin liquid-for retail sale	226	2.817	2.234	15.347
3402209900	Oth wash prep & clean prep,incl bleachcleans, oth than liquid, retail sale	106.298	389.815	267.812	964.037
3402901100	Anionic surface active preparat-liquidnot put up for retail sale	336.186	894.704	759.782	2.097.377
3402901200	Oth anionic wash prep & clean prep,incl bleach,liquid,not for retail sale	119.909	474.576	241.183	1.442.938
3402901300	Anionic washing prep.or cleaningincl.bleaching, cleansing or degreasing	669.443	1.916.639	982.843	2.511.057
3402901400	Oth organic surface active in liquidform, wetting agents	54.884	78.903	105.293	166.565
3402901500	Oth organic surface active in liquidform, not wetting agents	245.010	614.160	832.013	1.975.256

**I.3. IMPOR MENURUT KOMODITI / IMPORT BY HS COMMODITY**  
**\*\*\* APRIL / APRIL 2010 \*\*\***

HS	Uraian Komoditi Commodity Description	Berat Bersih / Net Weight (Kg)		Nilai / Value C.I.F (US\$)	
		Bulan ini Current Month	Kumulatif Cum.Jan. to date	Bulan ini Current Month	Kumulatif Cum.Jan. to date
3402901900	Oth wash prep & clean prep,incl bleachcleans, in liquid-not for retail sale	202.169	985.914	481.564	2.275.745
3402909100	Anionic surface active preparations,oththan liquid- not for retail sale	4.387	74.205	14.734	232.603
3402909200	Anionic wash prep & clean prep,inclbleach,cleans-not liquid-not retail	420.437	1.355.291	267.270	943.063
3402909300	Anionic surface-active prep,not liquidform not for retail sale	336.318	1.013.447	283.865	892.074
3402909400	Anionic surface-active prep, not liquidform, wetting agents not for retail sale	3.666	12.478	220.003	262.754
3402909500	Anionic surface-active prep, not liquidform,not wett agents not for retail sale	1.703.625	4.939.107	2.082.224	6.142.077
3402909900	Oth wash/lean prep,incl bleach cleansoth than liquid-not for retail sale	401.340	1.370.705	1.868.544	5.007.467
3403111100	Liquid lubricating oil prep, for treatmf of textile,or oth materials, cont petrol	81.602	309.340	323.367	858.919
3403111900	Oth liquid preprtion for the treatmenttextile or oth materials, cont petroleum	35.615	52.060	90.080	131.606
3403119000	Oth prepar for the treatment of textilematerials,oth than liquid,cont petroleum	8.355	149.374	53.162	675.206
3403191100	Liquid oil for aircraft engine cont.petroils/oils obtain. bituminous mineral	265	63.799	3.913	298.242
3403191200	Other liquid prep content silicone oil,cont petrole oils,or bituminous mineral	3	282	36	3.739
3403191900	Other liquid for other purposes contpetrol oil or bituminous mineral oils	3.318.383	9.568.505	6.758.322	19.289.271
3403199000	Oth lubricating prep cont petroleum oil	889.994	4.034.359	2.297.602	10.415.727
3403911100	Liquid prep cont silicone oil-for treatof textile,or oth matt,not cont petrol	64.467	213.956	255.268	971.085
3403911900	Liquid prep for treatment of textilemater,not cont petroleum oil & silicone	221.826	910.952	571.958	2.385.262
3403919000	Liquid preparat for treatment of textilor the materials, not cont petroleum oil	651.765	2.559.262	1.699.867	6.507.374
3403991100	Liquid oil for aircraft engine not contpetroleum oils or oils obtain bitum	555	2.037	45.984	53.294
3403991200	Other liquid prep content silicone oilcont petrol oil,or bituminous mineral	0	117	0	1.109
3403991900	Other liquid for other purpose not contpetroleum oil or bituminous mineral oils	39.993	181.808	144.196	641.527
3403999000	Preparat for treat of textile,leatheroth mater,not cont petrol oil,not liquid	237.573	1.165.330	1.037.017	4.894.252
3404200000	Artificial waxes & prepared waxes,ofpoly(oxyethylene) (polyethylene glycol)	268.974	1.123.819	616.981	2.388.306
3404900000	Oth artificial waxes & prepared waxes.	1.235.388	4.728.633	2.684.177	10.183.521
3405100000	Polishes, creams & similar preparat forwear or leather	21.601	66.891	65.485	467.740
3405200000	Polishes,creams & similar prep for themaintenance of wooden furniture	6.366	11.861	14.113	32.202
3405300000	Polishes & similar prep for coachwork,other than metal polishes	7.659	62.973	57.710	190.067
3405401000	Abrasive lapping & honing,in the formof flour,scouring pastes & powder	15.890	21.464	26.502	49.733
3405409000	Oth scouring pastes & powders & otherscouring preparations	67.435	172.727	217.454	922.753
3405901000	Metal polishers	62.901	195.884	114.604	404.218
3405909000	Oth polishes & cream, for footwear,furniture, floors	33.878	253.448	147.765	563.722
3406000000	Candles, tapers & the like.	30.609	239.780	42.809	380.460
3407001000	Modelling pastes, incl those put up forchildrens amusement	8.128	71.663	44.542	224.456
3407002000	Prep known as "dental wax", in sets, inpackings,retail sale or in plates	394	630	9.569	18.038
3407003000	Other preparations for use in dentistry,with a basis of plaster (of calcined	179	7.892	4.003	70.386
3501100000	Casein	296.086	1.179.000	2.461.356	8.638.247
3501901000	Caseinates & other casein derivatives	148.182	450.523	1.284.043	3.593.787
3501902000	Casein glues	331	1.899	600	5.967
3502110000	Egg albumin - dried	0	2.260	0	17.116
3502190000	Egg albumin - oth than dried	0	4.984	0	42.605
3502200000	Milk albumin,incl concentrates of >= 2whey proteins	164.892	372.446	921.547	2.366.764
3502900000	Oth egg albumin	0	119	0	1.360
3503001000	Glues of animal origin	10.443	133.825	41.808	494.390
3503002000	Gelatin in powder form with bloatinglevel a-250 or b-230 or more	14.040	238.872	55.827	564.869
3503009000	Oth gelatin derivatives,isinglass,otherglue of animal origin,excl casein glues	291.730	811.082	1.532.705	4.419.231
3504000000	Peptones and their derivatives, otherprotein substances and their	450.538	1.724.705	1.550.455	5.237.281
3505101000	Dextrins, soluble or roasted starches	6.194.917	29.886.101	3.185.865	16.300.558
3505109000	Oth dextrins & oth modified starches	6.733.599	32.487.234	4.954.224	20.643.420
3505200000	Glues based on starches/dextrins	243.612	1.224.872	630.748	2.675.306
3506100000	Prods suitable for use as glues/adhesivefor ret sale as glues/adhesives < 1 kg	247.888	1.053.228	1.138.449	4.286.327
3506910000	Adhesives based on polymers of heading39.01 to 39.13 or on rubber	1.670.477	6.208.080	3.885.901	15.044.574
3506990000	Oth prepared glues & oth preparedadhesives, nes	1.057.390	3.890.888	3.823.279	14.662.842
3507100000	Rennet & concentrates thereof	819	3.000	4.477	36.325
3507900000	Oth enzymes; prepared enzymes nes orinclude	388.151	1.322.999	2.132.151	6.992.248
3601000000	Propellent powders	47	40.047	536	794.687
3602000000	Prepared explosive, oth than propellentpowders	304.956	830.403	1.597.706	5.391.947
3603001000	Semi-fuses, elemented caps, signal tubes	7	146.837	74	2.880.479
3603002000	Safety fuses or detonating fuses	2	46.194	16	1.636.686
3603009000	Oth safety fuses, detonat fuses, percussion detonat caps,igniters,electric dtnt	240.549	533.181	3.075.064	8.640.878
3604100000	Firecrackers and other fireworks	655.556	834.304	742.840	935.591
3604902000	Miniature pyrotechnic munitions &percussions caps for toys	0	5	0	222
3604909000	Oth signalling flares, rain rocket, forsignal & oth pyrotechnic articles	12	84.778	171	238.356
3605000000	Matches,oth than pyrotechnic article of36.04, in pack of >= 100 matches	0	1	0	477
3606100000	Liquid/liquified-gas fuel in containersused for filling or refilling <= 300 cm	13.500	27.007	16.344	32.431
3606901000	Solid or semi-solid fuels, solidifiedalcohol & oth similar prepared fuels	0	5.272	0	248.055
3606902000	Lighter flints	3	9.649	57	86.480
3606903000	Oth ferro-cerium & oth pyrophoric alloyin all forms	0	316	0	2.501
3606904000	Resin torches, firelighters & the like	0	475	0	264
3606909000	Oth articles of combustible material asspecified note 2 to this chapter.	26.874	27.618	21.464	28.542
3701100000	Photographic plates & film in the flatfor x-ray	105.830	222.210	1.651.714	4.025.105
3701200000	Instant print film	513	2.413	4.261	33.554
3701300000	Oth plates & film, with any side>255 mmspecially for printing industri	223.240	800.112	1.600.205	5.794.176
3701910000	Oth plates &film for color photoghrapy(polychrome)	28	28	927	927
3701990000	Oth plats &film photoghrap(polychrome)specially manuf for printing indust	176.845	430.409	190.413	547.682
3702100000	Film for x-ray	811	3.964	32.049	189.502
3702310000	Oth film,without perforat,of width notexceed 105 mm for photograp(polychrome)	10	49	544	1.879
3702324000	Instant print film in bands of width >=16 mm & length >=120m	46	46	967	967
3702329000	Oth film with silver halide emulsi,of a width < 105 mm	0	3.208	0	15.225
3702393000	Oth infra red transparent film,of a width < 105 mm	0	157	0	858



**I.3. IMPOR MENURUT KOMODITI / IMPORT BY HS COMMODITY**  
**\*\*\* APRIL / APRIL 2010 \*\*\***

HS	Uraian Komoditi Commodity Description	Berat Bersih / Net Weight (Kg)		Nilai / Value C.I.F (US\$)	
		Bulan ini Current Month	Kumulatif Cum.Jan. to date	Bulan ini Current Month	Kumulatif Cum.Jan. to date
3702395000	Oth film, without perforat, of a width <105 mm special prep for medical serv	0	185	0	7.196
3702419000	Film for use oth than in medical,surgical,dental or veterinary sciences	0	1.064	0	7.089
3702433000	Infra red transparent film, width >610 mm, length < 200 m	1.880	20.957	38.656	279.379
3702435000	Film, width > 610mm, length < 200mspecially prepared for medical service	7.823	22.625	60.664	214.228
3702439000	Oth film of width > 610 mm & length <120 m	423	20.556	8.206	153.733
3702443000	Infra red transparent film, 105mm< width < 610mm	1.889	5.257	38.833	97.344
3702445000	Film, 105mm< width<610mm,specially prepared for medical service	6.044	27.748	54.916	304.780
3702449000	Oth film, 105mm < width < 610 mm &length < 120m	2.031	33.230	28.585	239.815
3702522000	Film for color photo width<6mm, length>14 m, for cinematography	0	196	0	16.652
3702529000	Film for color photo width<16mm,length > 14 m	24	1.854	2.119	47.958
3702549000	Oth film for color photo16mm<width<35mm,length<30m, oth than for slides	2.598	16.472	5.973	66.340
3702552000	Film for color photo 16mm< width<35mm,length<30m, for cinematography	8	849	980	71.519
3702559000	Oth film 16mm< width<35mm, length> 30mfor color photography	5.518	21.300	87.908	736.879
3702939000	Oth film oth than for color photo 16mm<width<35mm, length<30m	1.306	5.475	2.000	8.336
3702949000	Oth film 16mm< width<35mm, length<30m,oth than for color photography	877	877	13.970	13.970
3702955000	Film oth than for color photo width>35 mm length > 120m	1.233	1.233	3.922	3.922
3702956000	Film oth than for color photo width >35 mm prepared for medical service	440	8.097	7.637	112.564
3702959000	Oth film oth than for color photography	0	399	0	10.709
3703100000	Photographic paper, paperboard&textil,unexposed, rolls,width of 610-1000mm	88.705	215.460	538.381	1.237.021
3703200000	Oth photograph paper, sensitiz, unex-posed for color photography	109.254	307.016	344.345	846.298
3703900000	Oth photograph paper, paperboard & textsensitised, unexposed.	16.175	356.940	34.044	504.096
3704001000	Plate & film for x-ray,unexposed but notdeveloped	98	267	1.725	68.197
3704009000	Oth photograph plates,film,paper,paper-board & textiles,expos but not developed	18.021	29.534	33.281	65.454
3705100000	Photograph plates & film, exposed &developed,for offset reproduc	31.016	173.378	24.671	123.380
3705901000	Photograph plates & film, exposed &developed,for x-ray	1.057	3.676	12.690	62.118
3705909000	Oth photograph plates & film,expos &developed,oth than cinematographic film	269	67.727	3.244	185.703
3706101000	Newsreels,travelogues,technical & scien-tic film exposed&developed,width>=35mm	5.683	21.363	382.157	1.507.375
3706109000	Oth cinematograph film, expos & deve-losed of a width >= 35 mm	416	877	23.753	42.342
3706909000	Oth cinematgrphic film,expos & developwith or not incorporating soundtrack	10	152	450	14.586
3707100000	Sensitising emulsion,for photo use (oththan varnishes, glues, adhesives),retail	40.846	59.304	98.777	158.275
3707901000	Flashlight materials, unmixed prods forphotog uses,put up in measur portions	30	95	4.633	12.306
3707909000	Oth chemical prep for photographic uses,put in measur portions, ready for use	329.010	1.302.818	1.417.212	5.684.510
3801100000	Artificial graphit,in the form of pasteblocks,plates or oth semimanufacts	194.570	560.673	603.749	1.521.118
3801200000	Colloidal/semi-colloidal graphite, inpastes,blocks,plates or oth semimanufac	0	22.017	0	43.963
3801300000	Carbonaceous pastes for electrodes &similar paste & for furnace linings	952.837	2.743.989	783.801	2.679.276
3801900000	Oth artificial graphit;colloidal or semigraphite,pastes, blocks or plates	58.223	397.310	172.838	1.017.803
3802100000	Activated carbon, including spentanimal black	416.283	1.734.713	748.410	3.066.674
3802901000	Activated bauxite, including spentanimal black	30.405	30.405	6.345	6.345
3802902000	Activated clays & activated earth, inclspent animal black	5.616	83.278	7.744	125.663
3802909000	Oth activat natural mineral prod,animalblack include spent animal black	947.348	3.555.294	637.711	2.384.302
3803000000	Tall oil, whether or not refined.	15.203	136.730	25.133	224.857
3804001000	Concentrated sulphite lye	61.771	161.936	73.065	169.290
3804009000	Oth residual lyes from woodpulp with ornot concentrat,desugar or chemical treat	720.487	1.893.343	1.199.138	3.536.422
3805100000	Gum, wood or sulphate turpentine oils	13.373	49.640	23.324	273.581
3805900000	Oth terpenic oil produc by the distillat of coniferous wood & oth crude paracy	162.410	424.373	443.366	1.055.819
3806100000	Rosin & resin acids	53.367	1.057.919	138.108	1.804.470
3806200000	Salt of rosin,of resin acid, of drv orresin acid,oth than salt of rosin addict	16.043	28.556	48.073	99.067
3806301000	Ester gums - in blocks	548	586	7.785	12.812
3806309000	Ester gums - in oth forms	155.453	713.317	384.115	1.906.713
3806901000	Run gums in blocks	1	3	11	32
3806909000	Oth derivates rosin & resin acidsthereof	279.929	1.390.919	526.539	2.603.667
3807000000	Wood creosote	32.006	115.220	24.942	108.383
3808501100	Intermediate preparations for themanufacture of insecticides,subhd note 1	90.154	159.963	416.653	911.600
3808501200	Insectisides in the form of mosquitocoils/mosquito coil powder, subhd note 1	4.987	5.064	52.894	53.818
3808501300	Insecticides in aerosol containerssubhd note 1	1.636	1.637	46.202	46.248
3808501900	Insecticides, in oth form, subhd note 1	238.908	1.045.704	989.328	3.590.447
3808502000	Fungicides, subhd note 1	222.245	991.809	825.812	3.770.586
3808503000	Herbicides, anti-sprouting products andplant-growth regulators, subhd note 1	556.781	3.548.127	1.061.278	7.418.187
3808504000	Disinfectants, subhd note 1	3.684	66.659	12.814	355.617
3808509100	Wood preserv, being prep oth than surface coat,cont insect/fungi subhd note 1	0	8.397	0	50.804
3808509900	Oth disinfect,smlar product,put up inform/pack for retl sale, subhd 1	2.060	22.300	24.472	194.904
3808911000	Intermediate preparation for the mmanufact of insecticides, not subhd note 1	60.140	328.188	1.841.281	8.374.868
3808919000	Insecticides, in oth form, not subhdnote 1	420.490	1.337.014	2.349.968	8.903.573
3808920000	Fungicides, not subhd note 1	864.942	2.910.619	5.300.546	17.387.168
3808930000	Herbicides, anti-sprouting products andplant-growth regulator, not subhd note 1	2.106.099	7.588.506	7.643.597	24.028.184
3808940000	Disinfectants, not subhd note 1	37.196	98.297	169.984	471.942
3808991000	Wood preserv,being prep oth than surface coat,cont insect/fungi not subhd note 1	0	7.078	0	18.949
3808999000	Oth disinfect,smlar product, put up inform/pack for retl sale,not subhd note 1	150.179	610.903	453.494	1.707.864
3809100000	Oth finish agent,dye carriers to accelewith a basis of amylaceous substances	307.977	915.948	383.693	1.150.524
3809910000	Oth finish agent,dye carriers to accelekind used in the textile or like indust	1.001.261	4.026.380	2.630.241	9.861.834
3809920000	Oth finish agent,dye carriers to accelekind used in the paper or like indust	2.145.814	7.488.405	4.483.932	16.279.767
3809930000	Oth finish agent,dye carriers to accelekind used in the leather or like indust	247.149	1.166.420	661.498	2.703.492
3810100000	Pickling prep for metal surfac,soldering, brazing, welding powders	1.067.394	3.660.996	3.013.798	10.903.438
3810900000	Other prep of a kind used as cores orcoating for weld electrodes or rods	435.414	1.689.004	1.865.190	5.778.268
3811110000	Anti-knock preparation, based on leadbased on lead compound	3.127	9.032	73.275	110.983
3811900000	Oth anti-knock preparations	182.144	473.882	451.063	1.386.616
3811211000	Additive for lubricat oils,cont petroloil & oil obtain from bitumin,retail	45.024	120.384	150.643	374.807
3811219000	Additive for lubricat oils,cont petroloil & oil obtain from bitumin,not retail	4.080.780	19.263.984	8.622.350	50.804.504

**I.3. IMPOR MENURUT KOMODITI / IMPORT BY HS COMMODITY**  
**\*\*\* APRIL / APRIL 2010 \*\*\***

HS	Uraian Komoditi Commodity Description	Berat Bersih / Net Weight (Kg)		Nilai / Value C.I.F (US\$)	
		Bulan ini Current Month	Kumulatif Cum.Jan. to date	Bulan ini Current Month	Kumulatif Cum.Jan. to date
3811290000	Oth additive for lubricat oils,contpetrol oil & oil obtain from otmn minera	180.826	937.073	584.674	3.055.813
3811901000	Anti knock prep., rust preventativ& corrosion inhibitors	248.882	1.172.409	1.108.226	4.757.609
3811909000	Oth anti-knock prep.,for mineral oilliquid used as mineral oils	2.209.518	7.685.247	2.877.177	9.905.121
3812100000	Prepared rubber accelerators	1.401.971	4.773.581	3.413.456	10.944.537
3812200000	Compound plasticisers for rubber orplastics	446.352	2.768.323	1.377.578	5.500.789
3812301000	White carbon	147.261	559.083	287.535	952.012
3812309000	Oth anti oxidising prep & oth compoundstabilisers for rubber or plastics	1.940.795	7.335.788	5.559.683	20.593.322
3813000000	Prep. & charge for fire-extinguishercharged fire-extinguishing grenades	242.029	999.721	711.687	2.233.003
3814000000	Organic composite solvents & thinners,prepared paint or varnish removers	504.053	1.914.192	1.256.214	5.422.868
3815110000	Supported catalyst,with nickel/nickelcompounds as the active substance	93.183	314.947	861.264	3.916.918
3815120000	Supported catalyst, with precious metalcompounds as the active substance	80.329	294.847	2.027.900	9.031.883
3815190000	Oth supported catalysts	721.503	1.206.972	3.310.426	9.829.537
3815900000	Oth reaction initiators,reaction accelerators catalytic prep,nes or incld	490.069	2.583.140	1.646.052	8.046.201
3816001000	Refractory cements, mortars, concretes	2.142.409	6.564.957	1.632.405	5.079.066
3816009000	Oth refractory cements, mortars, concret	1.309.531	5.027.926	866.010	3.946.709
3817000000	Mixed alkylbenzenes & mixed alkylnaphthalenes oth than head 2707 or 2902	5.957.729	27.809.180	8.954.051	42.035.591
3818000000	Wafers/discs with silicon content	5.129	34.925	393.749	1.722.354
3819000000	Hyd brake fluids&oth for hyd trnsmssionwhether or not cont<70% weight of petrIm	526.277	1.393.310	939.085	2.985.689
3820000000	Anti-freezing preparations & preparedand prepared de-icing fluids	88.613	455.092	179.932	853.443
3821001000	Prepared culture media for development	15.522	39.810	276.999	1.016.559
3821009000	Oth prepared culture media fordevelopment	2.818	11.250	59.829	162.718
3822001000	Plate,sheet,film, foil&strip of plasticimpreghtd/coated with diag. reagents	10.314	38.305	613.091	1.695.087
3822002000	Paperboard,cellulose wadding&web fibreimpreghtd/coated with diag. reagents	11.947	37.063	142.877	420.943
3822003000	Sterilisation indicator strips & tapesoth thn heading 3002 or 3006	1.396	2.302	68.531	82.726
3822009000	Oth diagnostic/lab reagents & preparedwhether or not head 30.02 or 30.06	121.385	473.767	2.879.330	11.043.984
3823110000	Stearic acids	685.068	1.912.043	679.668	1.880.086
3823120000	Oleic acids	31.118	180.539	45.803	259.854
3823130000	Tall oils fatty acids	179.634	593.543	170.162	598.192
3823191000	Acids oil from refining	340	528	7.102	10.772
3823199000	Oth industrial monocarboxylic fatty acid	626.604	2.071.072	1.279.846	4.533.394
3823701000	Industry fatty alcohols in the formof wax	6.727	27.386	18.927	63.763
3823709000	Oth industry fatty alcohols in the formof wax	465.552	3.536.868	611.464	4.827.173
3824100000	Prepared binders for foundry mouldsor core	589.366	2.191.148	845.937	2.765.390
3824300000	Non-agglomerated metal carbides mixedtogether with metallic binders	3.820	15.053	11.289	32.252
3824400000	Prepared additives for cements, mortarsor concretes	1.540.068	6.002.960	3.162.674	13.468.123
3824500000	Non-refractory mortars & concretes	100.623	413.312	123.764	395.220
3824600000	Sorbitol oth than that ofsubheading 2905.44	59.260	306.466	35.187	204.843
3824750000	Mix cont halogenated, drv methane,ethanecontaining carbon tetrachloride	0	15.670	0	59.839
3824760000	Mix cont halogenated, drv methane,ethanecont 1,1,1-3-chloroethan(methyl chlfrn	0	3.712	0	5.708
3824780000	Mix cont halogenated, drv methane,ethanecont PFC or HCFC but not CFC or HCFC	10.509	16.084	68.838	103.558
3824790000	Other mix cont halogenated, drv methane,ethane	386.152	1.940.431	791.317	2.788.384
3824810000	Mix & preparation containing oxirane(ethylene oxide)	18.960	94.800	23.986	117.277
3824820000	Mix & preparation containing pbbs, PCBs, PCTs	14	145	5.436	22.184
3824901000	Ink removers,stamp correctors&oth,corrector fluids in package	52.303	139.502	305.302	699.750
3824902000	Mixtures of chemical, of a kind used inmanufactured of foodstuff	103.129	608.410	305.170	1.836.260
3824903000	Copying pastes with a basis of gelatinpresented in bulk/ready to use	1.052	7.253	16.066	45.655
3824904000	Composite inorganic solvents	78.370	394.809	199.567	1.213.956
3824905000	Acetone oil	1.963	26.138	16.116	155.022
3824906000	Preparations/mixtures cont monosodiumglutamate	11.071	82.845	44.420	282.224
3824909000	Oth prods & preparations cont cfc-11,12,115, and halon	3.327.747	12.737.793	9.669.823	35.319.752
3825100000	Municipal waste	0	19	0	1.206
3825900000	Oth residual prods of the chemical/allied industry	127	8.833	1.025	13.351
3901103000	Polyethylene < 0,94 in liquids orpastes	72.043	287.686	122.762	620.075
3901109010	Polymers of ethylene, in granule form	16.802.727	63.065.026	25.259.400	91.426.425
3901109090	Polymers of ethylene other form	3.470.280	13.471.586	5.272.568	19.998.008
3901200000	Polyethylene having a specific gravity0.94 or more	14.835.102	56.237.312	20.251.856	75.639.328
3901303000	Ethylene-vinyl acetate copolymersin liquid or pastes	1.243.101	5.896.120	1.222.126	5.878.312
3901309000	Ethylene-vinyl acetate copolymersin other form	1.668.280	6.372.391	3.201.502	11.947.475
3901903000	Oth polymers of ethylene in liquidor pastes	36.573	260.978	280.545	1.133.307
3901909000	Oth polymers of ethylene in other form	7.447.498	29.128.387	10.724.848	38.362.769
3902101000	Polypropylene in powder form	47.833	476.233	98.876	545.939
3902102000	Polypropylene in granule form	32.631.377	106.490.634	45.775.594	140.043.995
3902109000	Polypropylene in other form	2.748.163	8.578.022	4.276.219	12.602.790
3902203000	Polysobutylene liquids/pastes	42.522	153.528	79.138	483.258
3902209000	Polysobutylene in oth forms	89.554	635.682	124.979	1.211.338
3902303000	Propylene copolymers in liquidor pastes	17.880	82.074	48.193	260.117
3902309010	Propylene copolymers in granule form	12.874.431	54.496.357	19.401.019	73.830.987
3902309090	Propylene copolymers in other form	1.199.429	4.683.652	1.760.871	6.260.225
3902903000	Oth polymers of propylene in liquidor pastes	14.154	56.853	22.802	113.612
3902909000	Oth polymers of propylene in other form	929.178	3.308.858	2.927.821	10.562.708
3903110000	Expansible polymers of styrene	1.756.551	6.472.356	2.973.227	10.902.270
3903190000	Other polymers of styrene	3.343.887	14.582.040	5.814.213	24.050.611
3903203000	Styrene-acrylonitrile (SAN) copolymersin aquaeous dispersion	49.239	478.870	61.990	634.172
3903209000	Oth styrene-acrylonitrile (SAN)copolymers	530.006	2.312.495	1.082.694	4.523.025
3903303000	Acrylonitrile-butadiene-styrene (ABS)copolymers in aquaeons dispersion	584.019	1.640.795	1.415.317	3.690.201
3903309000	Acrylonitrile-butadiene-styrenecopolymers in other form	7.603.571	22.171.191	16.395.108	47.054.043
3903903000	Oth polymers of styrenein aquaeons dispersion	28.664	510.725	52.891	826.117
3903909000	Oth polymers of styrenein other form	224.946	920.769	546.805	2.208.255

**I.3. IMPOR MENURUT KOMODITI / IMPORT BY HS COMMODITY**  
**\*\*\* APRIL / APRIL 2010 \*\*\***

HS	Uraian Komoditi Commodity Description	Berat Bersih / Net Weight (Kg)		Nilai / Value C.I.F (US\$)	
		Bulan ini Current Month	Kumulatif Cum.Jan. to date	Bulan ini Current Month	Kumulatif Cum.Jan. to date
3904101000	PVC homopolymers, suspension tytenot mixed with oth substances	34.864	775.923	59.366	793.959
3904109000	PVC in other form	2.357.560	7.476.659	2.743.620	8.582.225
3904210000	Oth poly(vinyl chloride) non plasticised	36.199	244.909	89.821	467.783
3904220000	Oth poly(vinyl chloride) plasticised	470.156	1.635.689	877.367	2.655.456
3904300000	Vinyl chloride-vinyl acetate copolymers	338.452	836.948	697.190	2.098.103
3904400000	Other vinyl chloride copolymers	63.097	288.938	216.763	1.007.879
3904504000	Vinylidene chloride polymr in dispersion	0	19.197	0	17.490
3904509000	Vinylidene chloride polymersin other form	690.915	1.609.687	1.347.959	2.959.916
3904610000	Fluoro-polymerspolytetrafluoroethylene	21.710	62.292	103.180	339.936
3904693000	Fluoro-polymers polytetrafluoroethylenedispersions	2.670	6.007	13.372	41.720
3904699000	Oth fluoro-polymers in other form	21.062	78.206	233.919	742.937
3904903000	Oth fluoro-polymer polytetrafluoroethylidispersions	1.648	2.119	4.493	10.159
3904909000	Oth polymers vinyl chloride in oth forms	20.694	205.746	90.898	273.041
3905120000	Poly(vinyl acetate) in aqueousdispersions	22.115	121.828	54.271	219.297
3905190000	Other poly(vinyl acetate)	53.917	286.393	191.257	1.216.712
3905210000	Vinyl acetate copolymers in aqueousdispersions	595.100	1.362.310	571.586	1.327.135
3905290000	Other vinyl acetate copolymers	76.895	331.319	193.758	804.765
3905301000	Poly (vinyl alcohol) in aqueousdispersions	76.459	371.347	157.103	630.545
3905309000	Poly (vinyl alcohol)in other form	1.722.901	6.624.774	3.504.355	13.505.743
3905910000	Copolymers of vinyl acetate or of othervinylester	24.658	149.040	279.399	1.297.304
3905990000	Oth polymer of vinyl acetate/oth vinylesters;oth vinyl polymers; primary form	54.389	174.844	435.744	1.657.981
3906101000	Poly(methyl methacrylate) in aquaeousdispersions	33.974	172.604	93.688	503.766
3906109000	Oth poly(methyl methacrylate)in other form	583.032	2.230.529	1.408.768	5.211.524
3906901100	Oth acrylic copolymers in aquaeousdispersions	261.440	916.304	570.194	2.234.684
3906901900	Oth acrylic copolymers in other forms	722.446	3.804.182	1.491.457	9.051.896
3906909100	Oth acrylic polymers in aquaeousdispersions	417.310	1.852.862	755.858	2.997.648
3906909900	Oth acrylic polymers in other forms	3.059.340	11.638.529	7.135.018	28.673.243
3907100000	Polyacetals	373.098	1.548.472	936.612	3.963.687
3907200000	Other polyethers	3.836.035	14.432.145	8.282.311	31.197.637
3907302000	Epoxide resins based powder coating	55.643	382.317	231.627	1.558.810
3907303000	Epoxide resins in liquids/pastes	855.401	3.541.128	3.242.917	12.675.020
3907309000	Epoxide resins in oth form	1.030.893	3.348.672	3.557.137	11.208.791
3907400000	Polycarbonates	3.949.612	14.542.088	10.864.504	37.429.989
3907500000	Alkyd resins	162.460	465.188	303.537	1.033.747
3907601000	Poly(ethylene terephthalate) in aqueousdispersions	51.113	89.903	101.135	160.874
3907609000	Poly(ethylene terephthalate) in oth form	6.807.057	23.632.320	10.021.965	34.212.694
3907700000	Poly(lactic acid)	6.065	29.157	20.034	108.945
3907912000	Oth polyesters unsaturated in chip form	411	6.695	3.566	33.039
3907919000	Oth polyesters unsaturated in oth form	283.935	1.402.815	583.674	2.494.425
3907994000	Oth polyester satureted based powdercoating	56.881	321.461	154.993	693.041
3907999000	Oth polyesters saturated in oth form	2.750.213	11.506.847	4.994.259	20.268.953
3908101000	Polyamides in primary forms, polyamide-6	3.685.763	17.513.932	10.239.316	45.637.263
3908109000	Oth polymde-6,-11,-12,-6,6,-6,9,-6,10	1.177.250	4.778.880	3.658.266	13.982.763
3908900000	Other polyamides	362.914	1.036.927	1.206.408	3.410.601
3909101000	Urea resins, thiourea resin in mouldingcompound	304.394	971.936	488.957	1.827.063
3909109000	Other urea resins	344.425	1.193.056	541.166	1.876.533
3909201000	Melamine resins in moulding compound	406.552	1.133.356	874.465	3.347.680
3909209000	Other melamine resins	138.724	570.156	509.389	1.769.826
3909301000	Oth amino-resins in moulding compound	341.858	1.147.320	585.114	1.862.860
3909309000	Oth amino-resins, oth thn mouldingcompound	626.119	1.774.111	1.274.759	4.137.154
3909401000	Phenolic resins in moulding compound	79.473	409.499	185.258	999.612
3909409000	Other phenolic resins	1.442.027	5.303.220	2.671.070	9.278.463
3909500000	Polyurethanes	1.485.049	6.942.099	4.874.145	21.993.776
3910002000	Silicones in dispersions or in the formof solutions	462.665	1.906.452	2.194.342	7.972.420
3910009000	Silicones in oth forms	728.354	2.324.366	3.180.721	11.883.315
3911101000	Petroleum,coumarone,indene/coumaroneinde in liquid or pastes	59.195	344.775	135.599	733.335
3911109000	Petroleum, coumarone, indene/coumaroneindene in oth form	1.376.156	5.537.613	2.917.041	10.939.770
3911900000	Oth petroleum, coumarone, indene/coumaroneindene in oth form	1.010.024	3.659.346	2.376.825	9.999.969
3912110000	Cellulose acetates non-plasticised	8.168	61.182	13.714	57.167
3912120000	Cellulose acetates plasticised	1.579	15.337	13.348	85.223
3912201100	Water-based semi-finished nitrocellulosecellulose nitrates non plasticised	0	410	0	3.096
3912201900	Oth cellulose nitrates non plasticised	438.087	2.027.351	883.868	4.087.908
3912202000	Cellulose nitrates plasticised	0	81.814	0	210.860
3912310000	Carboxymethylcellulose & its salts	887.103	2.934.848	2.425.812	7.692.532
3912390000	Oth cellulose ethers	370.181	1.126.468	2.090.236	6.732.948
3912902010	Regenerated cellulose	10.415	35.619	28.128	136.244
3912902090	Other regenerated cellulose	69.641	390.278	246.580	1.601.600
3912909000	Oth cellulose in other form	216.155	778.079	914.030	3.706.467
3913100000	Alginic acid, its salts & esters	113.705	350.293	557.616	1.721.934
3913900000	Oth natural polymers & its modified, inprimary form	309.160	858.804	1.353.862	4.212.538
3914001000	Ion-exchangers based on plymrs of headof a kind used	57.469	763.690	367.668	2.305.929
3914009000	Oth ion-exchangers based on plymrs ofhead of a kind used	143.985	779.498	391.706	2.247.894
3915100000	Waste, parings & scrap, of polymers ofethylene	502.512	2.325.587	176.776	591.428
3915909000	Waste, parings & scrap, of other plastic	344.235	1.120.851	90.747	290.983
3916101000	Monofilament of polymers of ethylenechloride	0	31	0	677
3916102000	Monofilament of polymers of ethyleneterods, sticks and profile shapes	10.378	13.221	33.432	47.849
3916201000	Monofilament of polymers of vinylchloride	11.494	80.179	62.545	397.662
3916202000	Monofilament of polymers of vinylrods, sticks and profile shapes	119.595	249.646	234.103	532.052

**I.3. IMPOR MENURUT KOMODITI / IMPORT BY HS COMMODITY**  
**\*\*\* APRIL / APRIL 2010 \*\*\***

HS	Uraian Komoditi Commodity Description	Berat Bersih / Net Weight (Kg)		Nilai / Value C.I.F (US\$)	
		Bulan ini Current Month	Kumulatif Cum.Jan. to date	Bulan ini Current Month	Kumulatif Cum.Jan. to date
3916904000	Monofilament of other plastics of hardened proteins	12.808	15.114	95.186	125.274
3916909000	Oth monofilament of other plastics	130.466	415.957	757.450	2.397.952
3917101000	Artificial guts (sausage casings) of hardened proteins	5.720	14.805	191.003	409.460
3917109000	Artificial guts (sausage casings) of cellulosic materials	77.373	542.761	892.183	3.542.070
3917210000	Tube, pipe, hose, fitting therefor of plastic of polymers of ethylene	85.721	367.433	234.224	1.111.521
3917220000	Tube, pipe, hose, fitting therefor of plastic of polymers of propylene	19.202	138.135	116.913	618.115
3917230000	Tube, pipe, hose, fitting therefor of plastic of polymers of vinyl chloride	166.468	468.475	227.998	834.045
3917290000	Tube, pipe, hose, fitting therefor of plastic of other plastics	137.314	1.404.655	309.486	6.566.669
3917310000	Flexible tubes, pipes and hoses having a minimum burst pressure of 27.6 mpa	68.748	237.300	369.245	1.358.612
3917321000	Sausage & ham casings, without fittings of plastics	9.881	29.982	143.501	344.586
3917329000	Oth unflexible tubes, pipes & hoses, not reinforced, without fittings	182.600	780.456	2.855.652	18.203.890
3917330000	Oth, not reinforced/otherwise combined with oth materials/fittings of 3917.30	44.562	176.024	89.200	315.670
3917390000	Oth tubes, pipes and hoses	132.843	592.183	549.295	2.446.199
3917400000	Fittings of plastics	358.579	1.367.239	1.386.943	5.432.711
3918101100	Tiles of polymers of vinyl chloride	21.093	105.646	20.323	343.429
3918101900	Oth floor covering of polymers of vinyl chloride	1.439.088	8.808.794	853.745	4.182.783
3918109000	Wall or ceiling coverings of polymers of vinyl chloride	536.138	1.525.112	541.385	1.769.184
3918901100	Tiles, of polyethylene	27.098	88.392	126.243	269.271
3918901300	Oth floor coverings of polyethylene	142.831	577.837	248.127	743.068
3918901900	Oth floor coverings of oth plastics	13.657	294.084	20.722	339.705
3918909100	Wall or ceiling covering of polyethylene	78.933	287.005	152.416	538.545
3918909900	Wall or ceiling coverings of oth plastic	151.148	309.110	378.200	843.016
3919101000	Tape in roll, width <= 20cm, of polymers of vinyl chloride	66.847	292.671	417.501	1.958.937
3919102100	Tape in roll, width <= 20cm, of polyethylene used in mnfctre of telephonic/elect wire	59.150	193.054	219.225	850.554
3919102900	Tape in roll, width <= 20cm, of polyethylene used for other	164.773	702.646	1.314.785	5.353.537
3919109000	Oth self-adhesive plate, sheet, film, in roll, width <= 20 cm, of oth plastics	663.742	1.816.050	3.712.369	13.480.865
3919901000	Oth self-adhesive plates, sheets, film, foil, tape of polymers of vinyl chloride	215.401	670.239	629.446	2.320.650
3919909000	Oth self-adhesive plates, sheets, film, foil, tape, strip of plastics	2.554.815	9.388.908	8.304.268	26.949.406
3920100000	Oth tape of polymer of ethylene, not form of telephonic/electric wire	2.587.194	7.568.834	6.429.480	19.423.154
3920200010	Bopp film, of polymers of propylene	1.789.737	7.682.010	3.190.071	12.877.248
3920200090	Oth tape of polymer of propylene used as an adhesive by melting	629.907	2.280.380	1.418.014	5.482.156
3920301000	Polymers of styrene used as an adhesive by melting	2.272	5.046	3.044	20.680
3920309000	Polymers of styrene not used as an adhesive by melting	19.680	106.638	72.436	409.684
3920430000	PVC tape weight >6% of plasticiser used other than mfg of telephonic/electric wire	391.886	1.547.003	808.480	3.151.228
3920490000	Other of polymers of vinyl chloride	899.118	3.477.623	2.227.429	7.720.022
3920510000	Oth plate, sheet, film, foil or strip of acrylic polymers of methyl methacrylate	0	334	0	1.437
3920590000	Oth plates, sheets, film, foil & strip of other acrylic polymer of methyl methacrylate	25.912	175.057	82.780	841.511
3920610000	Film, of polycarbonates	341.998	1.641.261	671.050	5.200.977
3920621000	Film, of poly(ethylene terephthalate) used as an adhesive by melting	568.245	1.973.011	1.594.793	6.537.245
3920629000	Oth plate, sheet, foil & strip of poly-(ethylene terephthalate)	79.265	249.760	709.426	2.920.088
3920630000	Tapes, of unsaturated polyesters,	42.228	80.047	78.323	155.909
3920690000	Tapes, of oth polyesters, used as an adhesive by melting	944.480	3.205.227	2.526.482	8.671.671
3920711000	Cellophane film	240.219	663.765	1.168.529	3.062.906
3920712000	Viscose tear-off ribbon, foil	4.352	7.247	26.215	61.809
3920719000	Oth plate, sheet & strip of regenerated cellulose used other than adhesive by melting	1.072	17.750	7.479	115.357
3920730000	Cellulose acetate, plasticized, used as an adhesive by melting	2	53	17	2.485
3920790000	Plate, sheet, foil & strip of oth cellulose derivatives	1	4.593	29	4.053
3920911000	Film of poly(vinyl butyral), thickness 0.38~0.76mm width <= 2m	112.730	384.801	720.903	2.088.226
3920919000	Oth film of poly(vinyl butyral), plate,	107.542	438.728	493.855	1.722.693
3920921000	Plate, sheet, foil & strip of nylon 6 of polyamides	6.862	14.377	101.042	187.387
3920929000	Plate, sheet, foil & strip of oth polyamides	13.234	106.197	77.953	471.478
3920931000	Plate, sheet, foil & strip of melamine, of amino-resins	0	9.497	0	79.274
3920939000	Oth plate, sheet, foil & strip of aminous oth than an adhesive by melting	9.280	9.292	65.007	65.011
3920941000	Phenol formaldehyde (bakelite) sheets	21.120	113.825	98.393	299.100
3920949000	Oth plate, sheet, foil & strip of phenolic resins	3.785	64.806	24.753	168.338
3920990010	Corrugated sheets & plates, of other plastics	380.747	719.977	230.229	623.831
3920990090	Oth plate, sheet, foil & strip of other plastics	330.709	1.449.605	887.122	3.414.210
3921111000	Plates & sheets, cellular, of polymers of styrene	223.667	602.192	354.636	1.122.132
3921119000	Film, foil & oth strip, cellular, of oth than plate and sheet	118.583	214.915	199.267	802.760
3921120000	Tapes of PVC, in plates & sheets formed as mfg telephonic/elect.wire	698.747	3.177.263	1.009.017	3.601.692
3921130000	Plates & sheets of polyurethanes	133.320	435.757	635.004	2.078.973
3921141000	Plates and sheets of regenerated cellulose	0	12.489	0	31.120
3921149000	Film, foil & oth strip of regenerated cellulose used in mfg telephonic/elect.wir	19.755	72.150	41.355	175.716
3921191000	Tapes in plate & sheet, of oth plastics	157.551	692.038	474.864	2.208.732
3921199000	Tapes in oth form, used in the oth than mfg of telephonic/electric wire	1.156.028	3.498.601	1.200.134	4.326.757
3921902000	Plates & sheets, not cellular plate and sheet	1.141.664	3.407.983	1.426.242	4.486.691
3921909000	Film, foil & oth strip, not cellular other than plate and sheet	1.501.762	4.595.200	3.963.852	11.165.920
3922100000	Baths, shower-baths, sinks & washbasins	168.507	407.936	682.395	1.804.463
3922201000	Lavatory covers of plastic	55.904	145.136	318.577	715.233
3922202000	Lavatory seats, of plastics	4.020	14.176	10.736	33.099
3922901100	Parts of flushing cisterns, of plastics	7.622	20.263	54.567	127.114
3922901900	Flushing water closets (lavatory pans) and urinals	5.484	21.844	35.411	117.028
3922909000	Similar sanitary ware, of plastics	95.124	509.388	156.063	841.079
3923100000	Boxes used for cinematographic films, tape and disks	1.209.605	4.254.612	3.061.824	12.927.837
3923211000	Aseptic bag of polymers of ethylene with aluminium foil in forcing material	63.137	128.959	362.210	905.730
3923219000	Oth sacks & bags, of polymers of ethylene	831.954	2.453.592	1.710.435	6.253.354
3923290000	Oth articles for the conveyance or packing of goods of oth plastics	861.766	2.331.917	2.941.248	9.330.582
3923301000	Toothpaste tubes container, of plastic	244	1.821	6.301	35.170

**I.3. IMPOR MENURUT KOMODITI / IMPORT BY HS COMMODITY**  
**\*\*\* APRIL / APRIL 2010 \*\*\***

HS	Uraian Komoditi Commodity Description	Berat Bersih / Net Weight (Kg)		Nilai / Value C.I.F (US\$)	
		Bulan ini Current Month	Kumulatif Cum.Jan. to date	Bulan ini Current Month	Kumulatif Cum.Jan. to date
3923309000	Carboys, bottles, flasks & similar article, not toothpaste tube container	831.294	3.772.115	3.357.029	13.954.904
3923400000	Spool, cop, bobbin & similar support	207.270	591.387	1.249.134	4.229.119
3923500000	Stoppers, lids, caps and other closures	547.496	1.969.745	2.811.595	11.428.103
3923900000	Oth articles for the conveyance/packing goods of plastics	662.306	2.476.346	2.405.138	10.553.763
3924100000	Tableware & kitchenware	83.895	1.194.041	172.622	3.429.041
3924901000	Bed pans, urinals (portable type) & chamber pots	15.842	40.488	67.809	181.023
3924909000	Oth household & toilet articles, of plastics	569.333	1.776.522	2.472.790	7.648.170
3925100000	Reservoirs, tanks, vats & similar contain. capacity <= 300l	39.353	134.937	120.823	346.751
3925200000	Doors, windows & their frames & threshold for doors	149.254	681.590	175.248	812.618
3925300000	Shutters, blinds (includ venetian blinds) and similar articles and parts	51.122	200.120	119.765	462.571
3925900000	Oth builders ware of plastics, not elsewhere specified	436.342	1.031.578	418.833	1.248.652
3926100000	Office or school supplies of plastics	214.525	697.373	375.306	1.421.409
3926206000	Articles of apparel used for protection of plastics	10.679	97.581	170.441	755.467
3926209000	Oth articles of plastics, including belt	350.183	1.671.510	2.408.504	8.589.986
3926300000	Fittings for furniture, coachwork or the like	88.484	347.035	302.946	1.350.214
3926400000	Statuettes & ornamental articles	40.606	206.635	95.639	483.727
3926901000	Floats for fishing nets, of plastics	142.875	364.192	1.931.998	4.411.987
3926902000	Fan & handscreen, frame & handle thereof and parts	87.792	458.001	655.945	2.018.400
3926903200	Plastic moulds with denture prints	1.210	2.847	19.772	25.496
3926903900	Oth hygienic, medical & surgical	117.633	519.021	1.199.017	6.221.440
3926904100	Police shields, of plastics	0	64	0	505
3926904200	Protective mask & similar article fused in welding & similar works	23.296	84.201	273.707	798.683
3926904400	Life saving cushions for protection of persons falling from height	0	1.723	0	94.858
3926904500	Reflected light nails, of plastics	1.112	4.001	9.614	22.056
3926904900	Oth safety & protective devices,	64.635	309.000	488.528	1.314.015
3926905300	Transmission or conveyor belts or belting	20.349	206.884	300.440	1.434.889
3926905500	Plastic j-hooks & bunch blocks for detonator	6.157	43.760	65.279	966.699
3926905900	Oth industrial articles, of plastics	452.596	1.498.226	4.501.383	16.288.076
3926906000	Nipple former, breastshell, nipple shield, hand expression funnel	8	8.198	232	138.167
3926907000	Corset busks & similar supports for articles of apparel or clothing accessor	9.354	95.779	128.762	522.768
3926908000	Cards for jewellery or small objects of personal adornment	95.732	480.817	423.079	1.206.491
3926909000	Oth articles of plastics & other material	2.919.230	9.702.798	8.584.790	33.814.751
4001101100	Natural rubber latex, cont ammonia >=0.5% catrige concentrate	1.047.480	3.859.759	1.820.809	6.858.117
4001101900	Natural rubber latex, cont ammonia >=0.5% processed by other methods	280.000	1.117.983	600.326	2.230.863
4001102100	Natural rubber latex, cont ammonia <0.5% centrifuge concentrate	20.000	76.400	65.400	210.240
4001102900	Natural rubber latex, cont ammonia <0.5% processed by other methods	40.104	255.871	137.876	662.468
4001211000	Natural rubber in smoked sheets, rss grade 1	45.000	45.000	88.520	88.520
4001214000	Natural rubber in smoked sheets, rss grade 4	0	177.632	0	538.232
4001219000	Natural rubber in oth forms	1.701	129.707	3.504	286.694
4001221000	Tsnr, standard indonesian rubber SIR 3 cv	117.686	296.658	281.847	723.589
4001222000	Tsnr, oth standard indonesian rubber	60.274	1.146.949	124.960	2.615.230
4001229000	Oth technically specified natural rubber (TSNR)	0	113.900	0	327.587
4001291000	Air-dried sheet, oth natural rubber in other form	1	20.001	2	65.802
4001297000	Skim rubber	21.000	21.001	61.950	62.088
4001298000	Scrap (tree, earth or smoked) & cuplunp	8	8	134	134
4001299000	Oth natural rubber in oth forms	631	3.211	4.522	20.402
4001309900	Oth balata, gutta-percha, guayule, chicles similar, in other form	2.054	6.318	3.597	24.690
4002110000	Styrene-butadiene rubber (SBR), in latex form	900.944	4.991.030	1.349.888	7.013.103
4002190000	Carboxylated styrene-butadiene rubber (SBR) in other form	8.973.605	30.715.710	18.396.171	62.236.888
4002200000	Butadiene rubber (BR)	4.105.657	15.915.262	9.633.075	35.730.178
4002310000	Isobutene-isoprene (butyl) rubber (IIR)	1.292.572	4.325.698	4.797.504	15.421.482
4002390000	Halo isobutane-isoprene rubber (CIIR of BIIR)	195.479	1.256.292	759.090	4.754.620
4002410000	Chloroprene (chlorobutadiene) rubber in latex form	187.019	847.487	335.770	1.507.582
4002490000	Chloroprene (chlorobutadiene) rubber in other form	624.889	1.936.864	2.135.062	6.599.250
4002510000	Acrylonitrile-butadiene rubber (NBR), in latex form	524.752	1.793.323	659.931	2.295.325
4002590000	Acrylonitrile-butadiene rubber (NBR), in other form	524.815	1.661.975	1.342.537	4.011.935
4002601000	Isoprene rubber (IR) in primary forms	0	4.904	0	43.733
4002609000	Isoprene rubber (IR) in other forms	157.108	382.639	471.026	1.216.131
4002700000	Ethylene-propylene-non-conjugated diene rubber (EPDM)	1.002.850	3.043.787	2.938.318	8.879.259
4002801000	Mixture of natural rubber latex with synthetic rubber latex	120.078	276.087	293.596	646.909
4002809000	Oth mixture of natural rubber latex with synthetic rubber latex	94.928	187.020	131.508	450.972
4002911000	Oth synthetic rubber latex & factice derived from oils of poly graft natural	271.367	959.774	435.288	1.388.817
4002919000	Oil synthetic rubber & factice derived from oils of other latex	941.429	2.062.877	383.957	1.598.356
4002991000	Oth synthetic rubber & factice derived from oils in oth form	35.874	137.687	161.201	601.031
4002999000	Oth synthetic rubber latex & factice derived from oils	124.525	674.636	429.488	2.257.358
4003000000	Reclaimed rubber in primary forms or in plates, sheets or strips	1.216.200	4.896.829	684.404	3.807.389
4004000000	Waste, paring & scrap of rubber (oth hard rubbers)	468.014	1.869.987	302.051	1.082.684
4005100000	Compounded rubber with carbon black, silica, unvulcanised	343.703	1.164.898	1.330.958	5.244.439
4005200000	Compounded rubber with solutions, oth subheading 4005.10	97.225	334.704	87.428	480.076
4005910000	Compounded rubber, unvulcanised, in plates, sheets, & strip	231.392	911.472	972.629	3.052.232
4005990000	Compounded rubber, unvulcanised, in oth form	182.068	1.077.596	483.674	3.209.452
4006100000	"camel-back" strips for retreading rubber tyres, unvulcanised	35.286	404.164	36.072	439.426
4006900000	Oth forms & articles of unvulcanised rubbers	58.239	434.636	1.063.574	2.592.061
4007000000	Vulcanised rubber thread & cord	296.456	858.137	1.277.061	3.853.479
4008110000	Plates, sheets, & strip of cellular rubber	447.771	1.163.068	844.434	3.787.833
4008190000	Oth forms of cellular rubber	78.215	768.379	147.382	778.060
4008210000	Plates, sheets & strip of non-cellular rubber	29.745	302.715	213.702	1.294.243
4008290000	Oth forms of non-cellular rubber	142.152	598.073	212.796	1.907.649

**I.3. IMPOR MENURUT KOMODITI / IMPORT BY HS COMMODITY**  
**\*\*\* APRIL / APRIL 2010 \*\*\***

HS	Uraian Komoditi Commodity Description	Berat Bersih / Net Weight (Kg)		Nilai / Value C.I.F (US\$)	
		Bulan ini Current Month	Kumulatif Cum.Jan. to date	Bulan ini Current Month	Kumulatif Cum.Jan. to date
4009110000	Tube,pipe & hose, not reinforced/othermaterial without fitting	162.518	709.426	1.271.815	4.473.928
4009120000	Tube,pipe & hose, not reinforced/othermaterial with fitting	92.634	467.126	1.109.872	4.341.713
4009211000	Mining slurry suction & discharge hose,without fitting	70	117	2.334	2.856
4009219000	Oth tube,pipe & hose,reinforced withoth materials without fittings	124.578	628.024	1.326.245	5.800.498
4009221000	Mining slurry suction & discharge hose,with fittings	6	2.351	94	41.166
4009229000	Oth tube,pipe & hose,reinforced withoth materials with fitting	383.717	1.980.737	2.450.156	12.900.535
4009311000	Mining slurry suction & discharge hose,reinforced w textile, without fitting	27	4.345	590	88.859
4009319000	Oth tube,pipe & hose,reinforced withtextile, without fitting	315.037	771.210	1.732.759	6.113.631
4009321000	Mining slurry suction & discharge hose,reinforced w textile, with fitting	3.590	4.331	225.408	236.200
4009329000	Oth tube,pipe & hose,reinforced withtextile, with fitting	36.104	81.244	449.313	1.077.416
4009411000	Mining slurry suction & discharge hose,reinforced w oth materials, without fitt	5	6.929	50	4.512
4009419000	Oth tube,pipe & hose,reinforced withoth material, without fitting	375.798	938.452	1.005.413	2.950.275
4009421000	Mining slurry suction & discharge hose,reinforced w oth materials, with fitting	23.635.990	23.689.539	580.720	1.130.955
4009429000	Oth tube,pipe & hose,reinforced withoth material, with fitting	349.885	1.293.019	4.471.208	15.654.472
4010111000	Conveyor belts/belting,reinforced withmetal, width > 20cm	39.880	42.198	104.403	112.715
4010119000	Conveyor belts/belting,reinforced withmetal, width <= 20cm	9.687	251.963	135.195	1.639.127
4010121000	Conveyor belts/belting,reinforced withtextile, width > 20cm	79.976	183.643	232.923	533.249
4010129000	Conveyor belts/belting,reinforced withtextile, width <= 20cm	58.880	541.027	234.086	1.217.146
4010191000	Oth conveyor belts/belting, reinforcedwith oth; width > 20cm	36.486	136.489	255.967	1.131.830
4010199000	Oth conveyor belts/belting, reinforcedwith oth; width <= 20cm	350.568	1.232.496	1.197.235	5.136.580
4010310000	V-belts,V-ribbed,60cm<outside circum ference<=120cm	55.339	202.187	375.683	1.388.072
4010320000	V-belts,oth than V-ribbed,60cm<outside circum ference<=120cm	11.696	51.571	332.693	1.316.443
4010330000	V-belts,V-ribbed,120cm<outside circum ference<=240cm	9.219	20.768	148.454	329.847
4010340000	V-belts,oth than V-ribbed,120cm<outside circum ference<=240cm	363	953	5.495	16.937
4010350000	Endless synchronous belt,60cm<outside circum ference<=150cm	282	72.431	12.635	388.193
4010360000	Endless synchronous belt,150cm<outside circum ference<=198cm	1	265	81	7.516
4010390000	Oth transmission belts/belting	239.432	1.013.959	2.883.425	11.118.860
4011100000	New pneumatic tyres,of rubber of a kindused on motor cars	854.131	2.790.766	2.877.483	8.678.832
4011201000	New pneumatic tyre,of rubber used onbuses/lorries, width<450mm	3.114.736	10.086.331	5.969.566	19.404.828
4011209000	New pneumatic tyre,of rubber used onbuses/lorries, width>=450mm	1.127.323	2.664.629	2.478.457	6.605.858
4011300000	New pneumatic tyres,of rubber of akind used on aircraft	30.792	118.554	256.475	1.245.414
4011400000	New pneumatic tyres,of rubber of akind used on motorcycles	35.369	225.287	121.426	494.739
4011500000	New pneumatic tyres,of rubber of akind used on bicycles	50.715	289.721	335.050	806.038
4011610000	New pneumatic tyres,of rubber used onagricultural/forestry vehicles & machine	56.482	190.121	108.915	520.270
4011620000	New pneumatic tyres,of rubber, rimsize<61 cm,used on const/ind.vehicles mach.	93.947	235.454	345.021	825.203
4011630000	New pneumatic tyre,of rubber,rim size>=61cm, used on const/ind.vehicles mach	29.048	133.708	109.290	633.716
4011690000	New pneumatic tyre,of rubber,used for oth purpose	764.757	2.845.075	3.759.027	13.589.761
4011920000	Oth new pneumatic tyre,of rubber,usedon agricul./forestry vehicles mach.	114.985	348.198	346.808	912.423
4011930000	Oth new pneumatic tyre,of rubber,rimsize<61 cm,used on const/ind.vehicles mach.	241.069	1.044.145	97.519	1.118.526
4011941000	Oth new pneumatic tyre,of rubber,rimsize>=61cm, used on earth mov.mach.	67.053	311.129	326.944	1.327.013
4011949000	Oth new pneumatic tyre,of rubber,rimsize>=61cm, used for oth. purposer	791.489	2.901.662	5.232.800	19.304.339
4011991000	Oth new pneumatic tyre,of rubber,used on vehicles of chap.87	500.986	5.005.515	2.720.024	27.340.946
4011992000	Oth new pneumatic tyre,of rubber,used on earth moving mach.	150.221	996.424	929.013	5.644.447
4011993000	Oth new pneumatic tyre,of rubber,used for oth, width>450mm	82.802	672.148	433.691	20.438.193
4011999000	Oth new pneumatic tyre,of rubber,used for oth, width<450mm	379.777	1.343.587	2.545.185	8.096.423
4012110000	Retreaded tyres,used on motor cars	0	126	0	145
4012129000	Retreaded tyres,used on buses/lorries,width>=450mm	72.738	89.736	209.256	221.639
4012130000	Retreaded tyres,used on aircraft	14.963	51.688	83.751	284.035
4012192000	Retreaded tyres,used on bicycles	76	76	313	313
4012194000	Retreaded tyres,used on oth vehiclesof chapter 87	0	127	0	1.044
4012199000	Retreaded tyres,used for oth purposed	1.677	3.292	11.062	15.379
4012202900	Used pneumatic tyres,used on buses/lorries, width>=450mm	0	963	0	1.101
4012209900	Used pneumatic tyres,used on othpurposes, oth than of furskin	1.009	1.009	919	919
4012901100	Solid tyres, of ext dia < 100 mmfor vehicles of chapter 87	1.381	11.572	13.687	67.040
4012901200	Solid tyres, 100 mm< ext dia < 100 mmfor vehicles of chapter 87	1.141	1.141	10.522	10.522
4012901400	Oth solid tyres,external diameter > 250width<450mm, used of chap.87.	8.546	9.041	19.388	28.513
4012901600	Oth solid tyres,external diameter>250mm,of a width > 450 mm	66.810	117.289	255.780	460.360
4012901900	Other solid tyres	2.520	61.148	14.300	298.791
4012902100	Solid tyres,enternal diameter <100 mm,	0	97	0	2.920
4012902900	Oth cushion tyres	2.892	8.695	8.360	26.476
4012908000	Tyre flaps	4.072	64.520	12.517	223.525
4012909000	Oth retreaded/used pneumatic,solid/cushion tyres, of rubber	92.951	373.967	272.192	923.312
4013101100	Inner tubes,of rubber,used on motor carwidth tyres<450mm	42.031	163.959	84.761	347.153
4013101900	Inner tubes,of rubber,used on motor carwidth tyres>450mm	20.735	33.904	86.383	100.529
4013102100	Inner tubes,of rubber,used on bus/lorriwidth tyres<450mm	17.762	49.114	54.948	155.743
4013102900	Inner tubes,of rubber,used on bus/lorriwidth tyres>450mm	46.452	141.004	90.603	244.396
4013200000	Inner tubes,of rubber,used on bicycles	71.637	407.728	284.748	656.778
4013901100	Inner tube,of rubber,use on earth movingwidth tyres<450mm	1.595	7.119	8.288	49.206
4013901900	Inner tube,of rubber,use on earth movingwidth tyres>450mm	0	5.599	0	13.046
4013902000	Inner tube,of rubber,used on motorcycleor motor scooters	112.998	556.680	110.571	470.374
4013903100	Inner tube,of rubber,used on oth vehicleof chap.87, width tyres<450mm	142	579	371	5.563
4013903900	Inner tube,of rubber,used on oth vehicleof chap.87, width tyres>450mm	812	27.692	2.120	43.971
4013909100	Oth inner tube,of rubber,suitable forfitting to tyres of width<450mm	17.708	44.452	115.301	191.529
4013909900	Oth inner tube,of rubber,suitable forfitting to tyres of width>450mm	48.275	209.913	18.212	253.104
4014100000	Sheath contraceptives	61.088	207.628	761.790	2.558.405
4014901000	Teats for feeding bottles & similar kind	11.620	31.651	164.939	397.709
4014904000	Stoppers for pharmaceutical use	34.932	102.918	601.856	1.990.885
4014909000	Oth hygienic/pharmaceutical articles,ofvulcanised rubber	10.150	58.282	192.426	647.563

**I.3. IMPOR MENURUT KOMODITI / IMPORT BY HS COMMODITY**  
**\*\*\* APRIL / APRIL 2010 \*\*\***

HS	Uraian Komoditi Commodity Description	Berat Bersih / Net Weight (Kg)		Nilai / Value C.I.F (US\$)	
		Bulan ini Current Month	Kumulatif Cum.Jan. to date	Bulan ini Current Month	Kumulatif Cum.Jan. to date
4015110000	Gloves, mittens & mitts, surgical	95.657	364.764	500.875	1.979.964
4015190000	Gloves, mittens & mitts, for otherpurposed	55.095	466.105	321.361	1.745.159
4015900000	Oth article of apparel, clothing accessfor all purposed	14.111	69.739	176.747	735.562
4016100000	Oth articles of vulcanised rubber otherof cellular rubber	40.169	119.598	164.363	501.827
4016911000	Mats	52.536	282.209	152.906	1.016.800
4016919000	Floor coverings	28.098	64.561	161.249	288.290
4016921000	Eraser tips	73.785	220.813	314.712	932.238
4016929000	Other erasers	18.538	159.524	67.097	794.595
4016931000	Gaskets, coverings & oth, packing forelectrolytic capacitor	32.367	128.328	538.008	2.194.734
4016939000	Oth gaskets, washers & oth seals	980.704	3.479.203	8.936.629	32.964.372
4016940000	Boat/dock fenders,whether/not inflatable	66.691	210.248	339.160	750.278
4016950000	Oth articles of vulcanised rubber,	8.117	58.801	23.123	283.006
4016991100	Oth article of vulcanised rubber,for vhc of heading 87.02~87.05&87.11	284.076	1.027.536	3.591.268	14.136.678
4016991200	Oth article of vulcanised rubber,forvehicles 87.09,87.13,87.15&87.16	6.303	24.034	88.730	329.597
4016991700	Oth article of vulcanised rubber,forfor bicycles of heading 87.12	5.370	5.745	17.582	17.740
4016991900	Oth parts & access for vehicles ofrubber	50.991	110.977	442.105	952.568
4016992000	Parts & access of rotochutes ofheading 88.04	173	11.468	15.667	208.130
4016993000	Rubber bands	92.617	207.108	279.220	930.876
4016995100	Rubber rollers	163.433	442.335	578.031	1.490.421
4016995900	Oth article of a kind used in machinery/mechanical/electrical appliances, & oth	54.910	242.082	891.305	3.568.932
4016996000	Rail pad, of rubber	3.752	5.504	14.875	66.543
4016997000	Structural bearings including bridgebridge bearings, oth than rail pad	25.810	26.358	103.832	125.503
4016998000	Rubber grommets & rubber cover forautomotive wiring harness	78.555	298.188	1.378.752	4.907.529
4016999000	Oth articles of vulcanised rubber foroth purposed	316.061	1.059.390	2.528.036	7.862.870
4017000000	Hard rubber in all form,include waste & scrap, articles of hard rubber	102.461	282.993	416.948	1.164.066
4101200000	Whole hide & skin,weight/skin<8kg(simplydried), 10kg(dry-salt), 16kg(fresh)	638.228	2.346.164	303.172	1.031.764
4101500000	Whole hide & skin,of a weight >16 kg	65.461	85.887	33.487	41.362
4101900000	Oth raw hides & skin of bovine/equineanimals	311.949	798.372	111.350	298.287
4102100000	Raw skins of sheep/lambs with wool on	39.041	95.048	65.475	131.807
4102210000	Raw skins of sheep/lambs without wool on, pickled	46	9.496	344	53.676
4102290000	Oth raw skins of sheep/lambs withoutwool on, not pickled	233.280	928.190	122.494	483.741
4103900000	Raw hide & skin of oth animal	118.955	419.172	40.875	175.870
4104110010	Bovine leather,vegetable pre-tannedfull grains, wet state	155.169	407.686	494.510	1.470.623
4104110090	Oth tanned/crust hide & skin of bovine,wet state, full grains	607.383	2.908.793	919.942	4.040.555
4104190000	Oth tanned/crust hide & skin of bovine,wet state, not full grains	526.734	1.070.922	1.397.148	3.164.097
4104410000	Crust vegetable (semi-tanned) hide & skins, full grains	63.256	1.255.959	687.449	15.230.316
4104490000	Oth crust vegetable (semi-tanned) hide& skin, full grains	156.962	766.403	1.216.369	6.124.920
4105100000	Tanned/crust skins of sheep/lamb,without wool on, in the wet state	117.053	329.078	823.776	2.516.885
4105300000	Tanned/crust skins of sheep/lamb,without wool on, in dry state	3.082	9.041	171.554	442.210
4106220000	Tanned/crust hide & skin of goat/kid,in the dry state	4.467	10.548	88.555	187.741
4106320000	Tanned/crust hide & skin of swinein the dry state	509	2.190	15.912	36.542
4107110000	Whole hides&skins,full grains,unsplitsof bovine/eguline animals	77.770	380.195	1.597.814	5.244.723
4107120000	Whole hides & skins,grains splits,ofbovine/eguline animals	175.040	327.867	3.268.366	5.996.536
4107190000	Oth whole hides & skins,of bovine/eguline animals, in oth form	397.260	1.047.085	5.200.936	13.533.359
4107910000	Oth whole hide & skin,including side,ofbovine/eguline animals, full grains	5.269	43.676	90.481	722.349
4107920000	Oth whole hide & skin,including side,ofbovine/eguline animals, grain splits	1.923	12.786	14.696	346.557
4107990000	Oth whole hide & skin,including side,ofbovine/eguline animals, in oth forms	160.038	480.970	1.472.232	4.993.396
4112000000	Leather further prepared after tanning,oth than leather of heading 41.14	22.925	72.404	671.080	1.833.616
4113100000	Leather further prepared after tanning,of goats or kids	15.701	53.167	690.096	2.074.383
4113200000	Leather further prepared after tanning,of swine	35.957	103.101	528.201	1.449.009
4113300000	Leather further prepared after tanning,of reptiles	0	594	0	13.306
4113900000	Leather further prepared after tanning,of oth animals	2.329	12.191	49.126	335.723
4114100000	Chamois (including combinationchamoss leather	19.288	95.808	56.380	305.206
4114200000	Patent leather & patent laminatedleather, metalised leather	142.822	365.454	2.049.817	5.143.470
4115100000	Composition leather with basis ofleather in slabs, sheets/strip	30.301	71.687	618.341	2.051.655
4115200000	Paring&oth waste/of composition leather,not suitable for manuf. of leather artic	168	632	944	6.205
4201000000	Saddlery & harness for any animalof any materials	2.043	4.263	18.132	27.464
4202111000	School satchel,with outer surface ofleather, compositions/patent leather	32.544	144.166	97.166	470.827
4202119000	Trunk,suit,vanity,executive,brief-caseswith outer surface of leather	14.884	42.816	103.937	591.469
4202121000	School satchel,with outer surface ofplastics/textile materials	7.171	43.554	21.548	61.026
4202129000	Trunk,suit,vanity,executive,brief-casesw out surface of plastics/textile mat.	462.457	1.813.257	1.701.639	5.587.095
4202191000	School satchel,trunk,suit,vanity,brief,of wood, iron, steel or zinc	7.482	11.892	5.612	23.253
4202199000	School satchel,trunk,suit,vanity,brief,ot oth materials	65.634	390.849	444.178	2.624.400
4202210000	Hand bag with outer surface of leatheror of patent leather	135.210	536.967	963.914	3.393.563
4202220000	Hand bag with outer surface of plasticsheeting or of textile materials	268.486	849.518	1.386.008	6.857.929
4202290000	Hand bag with other outer surface	364.159	1.491.800	1.168.495	4.415.109
4202310000	Artcl in pocket/hand bag with outersurface of leather or of patent leather	12.340	65.474	145.316	734.236
4202320000	Artcl in pocket/hand bag with outersurface of plastics or of textile	68.101	276.550	340.010	1.252.156
4202390000	Article of kind normally carried pocketor in handbag with outer srcf of other	59.459	276.684	162.288	609.221
4202911000	Sport bags,with outer surface of leathercomposition leather/of patent leather	3.250	6.377	16.675	23.927
4202919000	Oth artcls with outer surface of leatheror of patent leather	22.270	55.071	298.897	822.475
4202921000	Bowling bags with outer surface ofplastic or of textile materials	356	5.194	3.553	30.523
4202929000	Other articles with outer surface ofplastic or of textile materials	27.378	118.672	352.816	1.410.952
4202991000	Bags, with outer surface of copper	180	3.017	1.407	17.455
4202999000	Oth than trunk, suit-cases,handbags,& similar containers	38.820	134.227	153.062	547.007
4203100000	Articles of apparelof leather or of composition leather.	3.954	11.897	99.257	272.000
4203210000	Gloves, mittens & mitts speciallydesigned for use in sports of leather	513	4.118	27.936	99.835
4203291000	Protective work gloves of leather orof composition leather	14.281	107.881	83.425	370.415

**I.3. IMPOR MENURUT KOMODITI / IMPORT BY HS COMMODITY**  
**\*\*\* APRIL / APRIL 2010 \*\*\***

HS	Uraian Komoditi Commodity Description	Berat Bersih / Net Weight (Kg)		Nilai / Value C.I.F (US\$)	
		Bulan ini Current Month	Kumulatif Cum.Jan. to date	Bulan ini Current Month	Kumulatif Cum.Jan. to date
4203299000	Oth gloves, mittens & mitts of leather or of composition leather	21.637	46.684	58.257	156.819
4203300000	Belts & bandoliers of leather or of composition leather	55.971	218.323	323.481	1.289.325
4203400000	Oth clothing access of leather or of composition leather	4.810	14.881	47.371	238.735
4205001000	Oth articles of leather or of composition leather, boot laces ; mats	2.504	11.355	21.008	138.502
4205002000	Oth articles of leather, industrial safety belt & harnesses	3.800	34.149	32.482	218.458
4205003000	Leather strings or cords for jewelry or for personal adornment	2.047	3.160	9.824	15.706
4205004000	Oth articles of leather/ of composition leather of a kind used in machinery	2.903	3.400	14.298	51.769
4205009000	Oth articles of leather oth than boot laces, safety belt & leather string	7.067	15.503	76.187	166.400
4301100000	Raw furskins of mink, whole, with or without head, tail or paws	296	716	3.274	29.226
4301300000	Raw furskins of lamb, the following astrakhan, broadtail, caracul, persian	339	339	4.543	4.543
4301800000	Oth furskins, whole, with or without head, tail or paws	101	101	72.631	72.631
4302190000	Tanned or dressed furskins, oth than of mink & of lamb	898	916	27.726	28.487
4303100000	Articles of apparel, clothing access of fur skin	2.807	7.415	43.641	108.809
4303902000	Article for industrial purposes, oth than of fur skin	0	1	0	19
4303909000	Oth than sport bag & article for industrial purposes, oth than of fur skin	0	30	0	2.785
4304001000	Artificial fur	212	1.121	333	1.175
4304002000	Article for industrial purposes of artificial fur	578	1.074	3.932	11.412
4304009900	Artificial fur & articles thereof of other article find purposes & sport bags	4.392	5.442	13.009	21.379
4401100000	Fuel wood, in logs, in billets, in twigs, faggots or in similar forms	2.769.644	10.080.825	739.902	2.361.436
4401210000	Coniferous, wood in chips or particles	0	115.000	0	23.949
4401220000	Non-coniferous	24.219	27.719	13.941	41.662
4401300000	Sawdust & wood waste & scrap, whether or not agglomerated in logs, briquet, pellet	248.613	639.083	100.749	249.165
4402900000	Wood charcoal (including shell or nut charcoal), of oth than bamboo	0	25.089	0	43.866
4403101000	Baulks, wood in the rough, treated with paint, stains, creosote/ oth preservatives	375	104.412	11.127	136.264
4403109000	Oth baulk, sawlog, pit-props, poles, pile treated with paint	40.824	358.503	12.708	115.657
4403209010	Coniferous, oil damar, pulpwood	2.003	3.508	48.736	58.881
4403209090	Oth wood in the rough	77.000	11.042.697	62.379	605.938
4403411000	Baulks of dark red meranti, light red meranti & meranti bakau	0	42.568	0	18.186
4403419090	Oth pulp, baulk, of dark red meranti light red meranti & meranti bakau	132.678	534.543	8.997	28.606
4403499010	Pulpwood of oth tropical wood	10.314	52.864	29.491	100.269
4403499090	Oth pulp, baulk, sawlog, pit props, poles of tropical wood	15.716	108.819	48.547	108.474
4403911000	Baulks, sawlogs and veneer logs of oak	276.029	1.589.989	98.279	611.123
4403919090	Oth pulp, baulk, sawlog, pit props, poles of oak	1.787.757	5.575.086	624.089	1.988.279
4403921000	Baulks, sawlogs and veneer logs of beech	92.000	92.000	21.698	21.698
4403929090	Oth pulp, baulk, sawlog, pit props, pole of beech, oth than pulpwood	0	16.563	0	2.346
4403991000	Baulks, oth meranti, beech, oak, tropical wood, ramin, keruing, kapur	25.739	66.067	80.892	130.744
4403999090	Oth pulp, baulk, sawlog, pit props, poles of meranti, tropic wood, ramin, keruing, kapur	652.380	892.029	82.080	149.731
4404200000	Hoopwood, split poles; piles, picket & the like of non coniferous	19.000	49.508	4.556	13.402
4405000000	Wood wool, wood flour.	217.500	514.253	97.906	267.173
4406100000	Railway or tramway sleepers (cross-ties) of wood not impregnated	132.000	132.000	17.785	17.785
4406900000	Railway or tramway sleepers (cross-ties) of wood impregnated	42	1.938	3.131	3.931
4407100010	Coniferous, planed of a thickness > 6mm	905.225	3.300.356	617.296	2.312.446
4407100020	Coniferous, sanded or end jointed thickness > 6mm	42.451	163.949	27.116	136.856
4407100090	Coniferous, oth sanded or end jointed & planed, thickness > 6mm	5.162.475	17.413.579	2.421.745	7.518.620
4407210010	Mahogany, planed, thickness > 6mm	48.750	48.750	52.544	52.544
4407210090	Mahogany, oth planed, sanded end jointed, thickness > 6mm	0	8.798	0	35.952
4407251090	Dark meranti/ light red meranti, oth planed, sanded thickness > 6mm	657.545	1.915.902	405.452	1.154.173
4407260010	White lauan, meranti, seraya, yellow meranti & alan, planed, thickness > 6mm	0	25.680	0	20.100
4407270090	Sapelli other planed, sanded or end jointed, thickness > 6mm	0	107.342	0	137.965
4407280090	Iroko other planed, sanded or end jointed, thickness > 6mm	39.528	39.528	26.003	26.003
4407291900	Jelutong oth planed & sanded or end jointed, thickness > 6mm	132.270	154.307	271.807	320.582
4407293900	Kempas oth planed & sanded or end jointed, thickness > 6mm	11.570	47.830	10.283	45.668
4407294900	Keruing wood, oth planed, & sanded or end jointed, thickness > 6mm	0	111.889	0	83.178
4407296900	Teak wood, oth planed & sanded or end jointed, thickness > 6mm	0	65.745	0	198.077
4407297090	Balau wood, oth planed & sanded or end jointed, thickness > 6mm	1.500	7.577	6.220	14.634
4407299900	Oth tropical wood, oth sanded or end jointed & planed, thickness > 6mm	184.013	571.875	50.070	194.121
4407910010	Oth of oak wood, planed thickness > 6mm	45.494	105.381	34.507	75.652
4407910020	Oth of oak wood, sanded or end jointed, thickness > 6mm	0	136.160	0	82.446
4407910090	Oth of oak wood, oth planed & sanded or end jointed, thickness > 6mm	1.837.084	5.982.511	1.298.480	4.063.847
4407920010	Oth of beech wood, planed thickness > 6mm	22.450	22.450	9.490	9.490
4407920090	Oth of beech wood, oth planed & sanded or end jointed, thickness > 6mm	88.138	362.921	46.146	244.052
4407930010	Oth of maple wood, planed thickness > 6mm	24.328	50.004	43.453	104.345
4407930020	Oth of maple wood, sanded or end jointed, thickness > 6mm	38.457	38.457	35.377	35.377
4407930090	Oth of maple wood, oth planed & sanded or end jointed, thickness > 6mm	286.470	1.152.080	171.949	592.729
4407940090	Oth of cherry wood, oth planed & sanded or end jointed, thickness > 6mm	21.169	331.499	15.119	71.143
4407950090	Oth of ash wood, oth planed & sanded or end jointed, thickness > 6mm	91.279	928.270	117.532	1.122.383
4407990010	Oth wood sawn or chipped lengthwise, sliced or peeled, planed thickness > 6mm	3.225	504.978	5.495	347.228
4407990020	Oth wood sawn or chipped lengthwise, sanded or end jointed thickness > 6mm	44.450	133.350	55.800	167.400
4407990090	Oth wood sawn or chipped lengthwise, planed or sanded thickness > 6mm	1.365.694	6.131.981	1.151.887	4.652.298
4408101000	Cedar wood slats prepared for pencil manufacture; radiata pinewood for blockboard	0	137.373	0	379.186
4408103000	Face veneer sheets, coniferous	17.879	254.564	39.924	443.433
4408109000	Coniferous, oth cedar wood slats, face veneer sheets	572.863	1.108.369	764.527	1.581.979
4408310000	Dark red meranti, light red meranti and meranti bakau of the tropical wood	268.192	472.994	164.339	305.505
4408399000	Oth jelutong wood and oth wood prepared for pencil manufacture	295.350	1.564.151	504.400	2.610.141
4408900000	Oth sheets for veneering and of the tropical wood of thickness < 6 mm	539.032	1.922.052	1.060.869	3.638.543
4409100000	Coniferous wood cotin shaped	17.905	41.493	15.490	53.531
4409210000	Non coniferous wood cotin shaped of bamboo	0	82.163	0	62.341
4409290000	Oth non coniferous oth teak strips/ friezes for parquet flooring	100.953	275.576	147.355	302.399



**I.3. IMPOR MENURUT KOMODITI / IMPORT BY HS COMMODITY**  
**\*\*\* APRIL / APRIL 2010 \*\*\***

HS	Uraian Komoditi Commodity Description	Berat Bersih / Net Weight (Kg)		Nilai / Value C.I.F (US\$)	
		Bulan ini Current Month	Kumulatif Cum.Jan. to date	Bulan ini Current Month	Kumulatif Cum.Jan. to date
4410110000	Particle board & similar board of wood	24.850.462	75.104.173	5.541.048	16.761.075
4410120000	Oriented strand & waferboard of wood	153	74.903	949	30.070
4410190000	Oth particle board,oriented strand board(osb) of wood	1.101.603	3.378.918	474.688	1.357.491
4410900000	Particle board & similar board of other ligneous materias	10.164	287.267	8.826	91.202
4411120000	Medium density fibreboard (mdf) of a thickness < 5mm	2.383.721	8.098.258	1.011.907	3.178.066
4411130000	Medium density fibreboard (mdf) of a thickness > 5mm and < 9 mm	539.716	2.605.782	327.920	1.323.628
4411140000	Medium density fibreboard (mdf) of a thickness > 9 mm	2.933.123	13.899.718	1.171.372	5.534.272
4411920000	Oth fibreboard of a density >0.8g/cm3	387.372	1.226.211	233.939	727.599
4411930000	Oth fibreboard of 0,5g/cm<density<0,8g/cm3	1.585.757	5.743.537	625.125	2.186.059
4411940000	Oth fibreboard of a density <0.5g/cm3	135.714	1.400.715	69.411	551.834
4412100000	Plywood,veneered panel&similar laminated of bamboo	19.890	60.446	65.528	141.714
4412310000	Oth plywood,each thick.<6mm with atleast one outer ply of tropical wood	0	104.355	0	74.839
4412320000	Oth plywood,each thick.<6mm with atleast one outer ply of non coniferous	442.500	1.773.033	305.839	1.196.745
4412390000	Oth plywood consisting solely of sheets of wood of each thick < 6 mm	3.730.639	9.383.620	1.981.007	5.042.459
4412940000	Oth plywood of blockboard,laminboardand battenboard	3.893	33.326	14.669	97.974
4412990000	Veneered panels&similar w/at least oneother wood	1.498.809	5.747.023	855.148	3.231.812
4413000000	Densified wood, in blocks,plates,stripsof profile shapes.	13.412	226.865	41.377	416.629
4414000000	Wooden frames for paintings, photo-graphs mirrors or similar objects.	8.934	38.090	31.669	195.255
4415100000	Cases, boxes, crates, drums & similar packings; cable-drums	20.048	67.195	82.999	200.536
4415200000	Pallets,box pallets& other load boards;pallet collars	302.812	1.009.697	1.191.127	5.598.013
4416001000	Staves of wood	0	3.524	0	12.533
4416009000	Casks,barrels,vats,tubs&other coopersproducts & parts thereof, of wood	300	663	1.611	6.134
4417000000	Tools,tool bodies,tool handles,broom orbrush bodies & handles, of wood	86.696	284.476	209.873	514.682
4418100000	Windows,french-windows&their framesof wood	0	5	0	45
4418200000	Doors & their frames & thresholdsof wood	26.034	192.798	28.341	202.598
4418400000	Shuttering for concrete construal workof wood	0	36.433	0	236.168
4418720000	Assembled flooring panel for multilayerof wood	1.070	374.930	25.570	441.839
4418790000	Oth assembled flooring panels of wood	26	90.168	104	78.403
4418901000	Cellular wood panelscellular wood panels	0	2.536	0	1.142
4418909000	Other builders joinery & carpentryof wood	181.055	604.548	234.315	599.300
4419000000	Tableware and kitchenware, of wood.	20.734	88.787	26.713	92.115
4420100000	Statuettes & oth ornaments, of wood	5.849	10.858	8.147	27.917
4420901000	Wooden articles of furniture not falling in chapter 94	17.807	18.026	35.357	36.866
4420909000	Oth wood marquetry and inlaid,casketand similar articles of wood	31.357	96.079	72.885	200.648
4421100000	Clothes hangers of wood	60.370	183.662	212.573	652.953
4421901000	Spools, cops & bobbins, sewing threadreels and the like of wood	434	4.045	1.591	18.352
4421902000	Match splints	4.572	9.434	11.522	34.681
4421903000	Wooden pegs or pins for footwear	9.628	32.042	18.668	65.079
4421904000	Candy-sticks, ice-cream sticks & icecream spoons	101.647	239.532	77.441	166.972
4421907000	Fans & handscreens, frames & handlesof wood	0	55.290	0	52.846
4421908000	Toothpicks of wood	4.331	161.636	10.721	106.690
4421909100	Horse and bullock gear of wood	1.500	1.638	10.005	13.076
4421909200	Prayer beads of wood	938	3.207	3.017	17.524
4421909900	Other wooden articles	77.593	385.676	132.580	1.053.062
4501100000	Natural cork, raw or simply prepared	99	1.205	2.219	14.800
4501900000	Waste cork; crushed, granulated orground cork.	7.279	7.667	16.098	27.339
4502000000	Natural cork,debarked or roughly squaredor in rectangular (includ square)blocks	631	3.401	302	6.192
4503100000	Corks and stoppers	4.486	9.108	21.891	41.649
4503900000	Other articles of natural cork.	21.190	68.341	66.266	171.225
4504100000	Blocks, plates, sheets & strip; tiles of any shape; of agglomerated cork	343	11.042	2.862	84.250
4504900000	Other articles of agglomerated cork	26.881	151.286	134.786	545.456
4601210000	Mats, matting and screens of vegetablematerials of bamboo	7.394	67.449	5.168	46.137
4601220000	Mats, matting and screens of vegetablematerials of rattan	0	8.462	0	13.597
4601290000	Oth mats,matting & screens of vegetablevegetable of material	0	686	0	2.357
4601929000	Other products of bamboo	2.415	2.471	8.154	8.196
4601939000	Other products of rattan	0	11	0	688
4601991000	Mats and matting of other material	154	1.457	1.845	30.603
4601992000	Plaits & similar products of plaitingof other material	0	6.863	0	27.763
4601999000	Screens of other material	4.223	17.448	14.210	41.749
4602110000	Basketwork, wickerwork & other articles,of vegetable material of bamboo	328	4.557	1.394	12.142
4602120000	Basketwork, wickerwork & other articles,of vegetable material of rattan	186	235	3.304	3.424
4602190000	Basketwork, wickerwork & other articles,other vegetable material	1.452	6.874	18.160	29.696
4602900000	Basketwork, wickerwork & other articles,of other materials	8.410	11.421	28.479	50.969
4701000000	Mechanical wood pulp.	13.836.538	44.020.850	8.459.609	25.524.449
4702000000	Chemical wood pulp, dissolving grades.	19.848.137	90.511.614	21.383.306	86.913.832
4703110000	Chemical wood pulp, soda, oth than dissolving grades,unbleached,coniferous	2.929.072	11.307.329	1.953.224	6.951.603
4703210000	Chemical wood pulp, soda, oth than dissolving grades,bleached,coniferous	31.672.923	132.873.889	19.145.348	86.853.312
4703290000	Chemical wood pulp, soda, oth than dissolving grades,bleached,non coniferous	12.428.234	58.204.009	8.750.698	38.576.376
4704110000	Chemical wood pulp,sulphite,oth than dissolving grades,unbleached,coniferous	1.362	2.168.315	5.908	1.271.644
4704190000	Chemical wood pulp,sulphite,oth than dissolving grades,unbleached,non coniferous	1.770	1.770	8.300	8.300
4704210000	Chemical wood pulp,sulphite,oth than dissolving grades,bleached,coniferous	656.964	4.028.902	447.927	2.615.828
4704290000	Chemical wood pulp,sulphite,oth than dissolving grades,bleached,non coniferous	8.140	31.456	21.083	65.870
4705000000	Wood pulp obtained by a combination ofmechanical & chemical pulping processes	6.756.421	22.066.581	4.117.662	13.404.362
4706100000	Cotton linters pulp	331.372	1.622.719	1.253.124	5.151.955
4706200000	Pulps of fibres derived from recovered(waste & scrap) paper or paperboard	673	1.894	2.269	7.463
4706300000	Pulps of fibres derived from recoveredof oth than bamboo	0	2.501	0	26.167
4706910000	Mechanical pulps of fibres derived fromrecovered paper or paperboard	0	1.935.289	0	1.492.858
4706920000	Chemical pulps of fibres derived fromrecovered paper or paperboard	70.585	2.123.329	210.077	2.403.795

**I.3. IMPOR MENURUT KOMODITI / IMPORT BY HS COMMODITY**  
**\*\*\* APRIL / APRIL 2010 \*\*\***

HS	Uraian Komoditi Commodity Description	Berat Bersih / Net Weight (Kg)		Nilai / Value C.I.F (US\$)	
		Bulan ini Current Month	Kumulatif Cum.Jan. to date	Bulan ini Current Month	Kumulatif Cum.Jan. to date
4706930000	Semi chemical pulps of fibres derived from recovered paper or paperboard	25.920	51.840	92.762	185.536
4707100010	Unbleached kraft paper or paperboard for paper making purposes	140.701.479	449.533.189	31.283.016	88.029.362
4707100090	Unbleached kraft paper or paperboard for oth purposes	104	3.736	695	10.458
4707200010	Oth paper, bleached chemical pulp, not colored, for paper making purposes	16.473.515	40.987.811	5.448.496	13.422.640
4707200090	Oth paper, bleached chemical pulp, not colored, for oth purposes	279	2.025	3.459	16.706
4707300010	Paper made mainly of mechanical pulp for paper making purposes	44.732.775	235.002.808	10.369.958	48.296.563
4707300090	Paper made mainly of mechanical pulp for oth purposes	959	6.365	7.819	21.699
4707900010	Other paper, unsorted waste & scrap, for paper making purposes	11.263.841	71.135.697	2.067.925	11.688.632
4707900090	Other paper, unsorted waste & scrap, for oth purposes	0	966	0	8.304
4801001000	Newsprint, in rolls or sheets, weighing not more than 55 g/m2	1.312	9.707	14.663	30.653
4801009000	Newsprint, in rolls or sheets, weighing more than 55 g/m2	95.520	1.189.825	98.213	881.738
4802100000	Hand-made paper and paperboard	1.587	8.594	21.615	68.624
4802200000	Paper and paperboard of a kind used as for photo sensitive, heat-sensitive	44.943	146.886	125.790	414.415
4802400000	Wallpaper base	27.931	63.582	185.904	256.483
4802541000	Paper, no fibres used in manufacture of gypsboard computer cards, weight <40g/m	579	2.240	6.151	26.841
4802549010	Aluminium base paper weighing <20g/m2 in rolls >15cm	92.460	666.463	149.505	806.983
4802549090	Oth carbonising base paper weighing <20g/m2 in rolls >15cm	1.205.530	6.421.264	581.425	2.905.429
4802552100	Fancy paper and paperboard, in rolls of width of = < 15 cm	0	3	0	100
4802552900	Fancy paper and paperboard, other than in roll of with of >15cm	49.620	1.645.507	54.680	1.296.177
4802559000	Paper, no fibres, for other purpose 40 < weight <150 g/m, roll	1.313.294	5.013.185	1.152.671	5.557.886
4802562100	Fancy paper and paperboard, in rectangular, in side = <36cm oth side =15cm	79	79	527	527
4802562900	Oth fancy paper & paperboard	6	1.800	412	29.702
4802569000	Paper, no fibres, for other purpose 40 < weight <150 g/m, sheet	36.680	1.148.268	31.606	943.396
4802570000	Other paper & paperboard, weight >40g/m2 and = < 150g/m2	432.082	1.041.240	373.802	961.253
4802582900	Fancy paper and paperboard, in roll with = <15cm in rectang sheet <36cm	12.672	78.551	14.400	84.880
4802589000	Oth paper, no fibres, for other purpose weight >150 g/m	310.463	4.609.228	225.706	2.607.350
4802611000	Paper, fibres >10%, aluminium paper, in rolls	0	14	0	257
4802619000	Paper, fibres >10%, oth aluminium paper, banknotes, printing, writing, in rolls	131.976	574.256	110.972	478.785
4802621000	Paper, fibres, aluminium paper base in sheets with 435 < one side <297mm	0	937	0	15.915
4802629000	Oth paper, fibres, for other purpose, in sheets with 435 < one side <297mm	1.780	26.176	17.573	149.359
4802690000	Oth paper, fibres, for other not purpose, of fibres >10%, paper in roll	185.317	891.880	231.122	1.195.902
4803003000	Cellulose wadding not further worked than being color, marble throughout the mass	21.998	32.431	112.142	155.068
4803009000	Oth cellulosa wading & tissue paper for toilet/facial tissue stock & similar paper	290.148	791.122	721.097	2.170.193
4804111000	Kraftliner paper & paperboard, in rolls or sheets, unbleached	763	26.555	9.438	26.984
4804119000	Kraftliner paper & paperboard, in rolls or sheets, bleached	1.786.299	6.770.344	809.795	3.281.198
4804191000	Kraftliner paper & paperboard, oth than of kind used in manufacture of gipsium boards	0	1.674	0	6.202
4804199000	Oth kraftliner paper & paperboard	2.330.103	7.839.528	1.530.235	4.785.159
4804211000	Sack kraft paper for making cement bag in rolls or sheets, unbleached	7.298.631	33.478.538	6.001.627	27.287.320
4804219100	Sack kraft paper for making cement bag in rolls or sheets, bleached	1.599.296	2.116.710	1.254.384	1.731.660
4804219900	Oth sack kraft paper for making cement bag in rolls or sheets, unbleached	129.800	776.598	99.001	647.811
4804291000	Composite papers, in rolls or sheets	32.462	133.645	33.116	83.707
4804299000	Oth composite papers, in rolls or sheets	482.559	1.431.698	277.013	1.004.151
4804311000	Elect grade insulating kraft paper, weighing 150 g/m, unbleached	49.392	89.103	448.745	776.589
4804313000	Wet strength 40g to 60g, for plywood adhesive tape, weigh 150g/m, unbleached	200.724	575.449	245.686	707.189
4804319000	Other kraft paper & wet strength weighing 150 g/m, unbleached	447.699	2.405.765	433.431	2.225.757
4804391000	Adhesive tape, 40-60g, used in manufacture, weight = < 150g/m2, bleached	81.843	646.336	76.172	555.772
4804399000	Adhesive tape, 40-60g, not used in manufacture, weight = < 150g/m2, bleached	262.742	788.360	293.353	898.442
4804411000	Elect grade insulating kraft paper, 150 < weighing < 225 g/m, unbleached	49.609	50.217	48.560	53.401
4804419000	Oth elect grade insulating kraft paper, 150 < weighing < 225 g/m, unbleached	836.518	3.343.286	515.391	2.390.798
4804420000	Bleached uniformly throughout the mass & >95% wood fibres, 150 < weight < 225 g/m	50.317	110.646	65.414	210.869
4804490000	Other kraft paper & paperboard 150 < weighing < 225 g/m	2.439	17.680	11.924	100.820
4804511000	Elect grade insulating kraft paper, pressboard weighing >600g/m, unbleached	2.110	6.353	6.050	18.490
4804519000	Oth wet strength 40g to 60g, for plywood adhesive tape, weight >225g/m, unbleached	499.920	1.173.859	272.564	596.959
4804521000	Bleached of kind used in the manufacture of gypsum boards	0	125.663	0	40.212
4804529000	Bleached oth of kind used in the manufacture of gypsum boards	108.792	371.563	211.232	704.578
4804590000	Other kraft paper & paperboard weighing 225 g/m or more	27.966	158.743	56.817	468.882
4805110000	Uncoated paper & paperboard, semichemical fluting paper, rolls or sheets	246.377	1.382.525	103.795	585.496
4805129000	Uncoated paper & paperboard, oth semichemical, straw fluting paper, rolls, sheets	16	25.021	46	57.584
4805191000	Uncoated paper & paperboard, oth fluting paper	1.134	88.519	4.696	219.497
4805199000	Oth uncoated paper and paperboard, in rolls or sheets	1.620.470	7.915.656	692.299	3.403.607
4805240000	Uncoated paper & paperboard, testliner weighing 150 g/m2 or less	49.560	269.671	24.364	113.507
4805251000	Uncoated paper & paperboard, testliner weighing = > 150 g/m2	20.736	141.258	10.015	61.988
4805259000	Uncoated paper & paperboard, testliner oth of weighing = > 150 g/m2	1.086.184	4.505.080	611.153	2.318.066
4805309000	Paper, sulphite wrapping paper, oth colored match wrapping paper	45.627	116.957	44.216	111.636
4805400000	Filter paper and paperboard	590.133	1.948.534	2.034.820	6.680.390
4805500000	Felt paper and paperboard	4.990	12.463	21.309	56.700
4805911000	Paper used as packing of flat glass product, resin < 0,6%, weight < 150g/m	30	150	719	2.063
4805919000	Uncoated paper & paperboard, oth blotting, & joss paper, weighing 150g/m or less	82.208	922.610	111.251	699.998
4805921000	Multi-ply paper and paperboard of 150 < weighing < 225g/m	53	87	261	872
4805929000	Uncoated paper & paperboard of oth 150 < weighing < 225g/m	1.276.162	4.676.779	709.560	2.488.822
4805931000	Multi-ply paper and paperboard of weighing > 225g/m2	73.366	98.700	45.430	67.494
4805939000	Uncoated paper & paperboard, of other weighing > 225g/m2	398.513	3.474.416	228.350	2.576.097
4806100000	Vegetable parchment	74.438	270.536	182.274	733.156
4806200000	Greaseproof papers	61.876	245.811	152.302	444.026
4806300000	Tracing papers	611	64.893	10.117	176.950
4806400000	Glassine and other glazed transparent or translucent papers	494.172	2.449.205	709.179	3.264.749
4807000000	Composite paper and paperboard not surface-coated or impregnated	866.590	3.878.277	498.508	2.245.400
4808100000	Corrugated paper & paperboard, whether or not perforated, in rolls or sheets	700.812	1.788.412	397.351	1.228.820

**I.3. IMPOR MENURUT KOMODITI / IMPORT BY HS COMMODITY**  
**\*\*\* APRIL / APRIL 2010 \*\*\***

HS	Uraian Komoditi Commodity Description	Berat Bersih / Net Weight (Kg)		Nilai / Value C.I.F (US\$)	
		Bulan ini Current Month	Kumulatif Cum.Jan. to date	Bulan ini Current Month	Kumulatif Cum.Jan. to date
4808200000	Sack kraftpaper,creped,crinkled,whether,not embossed or perforat,rolls or sheets	0	12.745	0	76.679
4808300000	Oth kraftpaper,creped or crinkle,whetheror not embossed or perforated	9.039	81.713	39.065	172.556
4808901000	Paper&paperboard,embossed paperfancypaper used printing,cover,lining	30.072	34.884	42.154	150.180
4808909000	Paper&paperboard,oth embossedfancypaper used printing,cover,lining	134.765	425.209	308.805	1.076.320
4809200000	Self-copy paper	22.080	70.830	37.755	126.593
4809900000	Other self-copy paper	83.977	576.817	159.913	1.062.928
4810134000	Paper&paperboard for photo,heat,elect.in rolls papers of width <15cm	3	42.264	218	47.774
4810135000	Paper&paperboard for photo,heat,elect.in rolls papers of oth width <15cm	8	170	179	1.969
4810139010	Banknotes paper, in rollof a width <= 15 cm	454.526	1.415.258	3.968.159	15.788.262
4810139090	Oth coated writing and printing paperbanknotes paper,in rolls	1.044.474	3.618.634	928.271	3.369.132
4810145000	Paper&paperboard for photo,heat,elect.sensitive 297<one side<435mm,in sheets	0	136	0	358
4810146000	Paper&paperboard for photo,heat,elect.of width < 15cm	274	27.986	1.131	284.579
4810149090	Oth coated writing &printing paperbanknotes paper,in sheets	2.488	23.926	5.089	69.272
4810190010	Other Banknotes paper	0	719.411	0	5.993.496
4810190090	Oth banknotes paper,coated writing&printing paper, one side>435mm	544.282	986.930	793.213	1.949.329
4810223000	Paper&paperboard for photo,heat,elect.sensitive,light weight coated paper	22.469	106.933	22.469	111.382
4810224000	Paper&paperboard, oth in rollof a width 15cm<one side<36cm,unfolded	9	9	90	90
4810229000	Oth aluminium paper base, light-weigtcoated paper	904.004	4.910.247	1.781.565	6.123.916
4810294000	Oth paper&paperboard for photo,heat,elect oth light weight coated paper	0	574	0	1.646
4810295000	Oth paper&paperboard, oth in rollof a width 15cm<one side<36cm,unfolded	124.366	146.914	167.864	197.138
4810299000	Oth aluminium paper base and artpaper oth light weight coated paper	566.086	2.648.971	718.508	2.953.999
4810312000	Kraftpaper,for separate batery plate,width<=15cm,15cm<side>36cm,bleached	0	32	0	255
4810313000	Kraftpaper,for separate batery plate,width<=15cm,15cm<side>36cm,unbleached	55	63	82	100
4810319000	Kraft paper,paperboard, not for writing,printing, other grafic purp, <=150 g/m2	73.511	256.468	33.532	126.930
4810322000	Paper & paperboard,bleached,in rollwidth<=15cm,side<=36cm,weight>=150g/m2	0	15	0	22
4810329000	Kraft paper,paperboard, not for writing,printing, other grafic purp, >150 g/m2	913.886	2.920.804	927.912	2.853.102
4810392000	Paper as interleaf mtrl in proc batteryroll < 15cm, rect < 15 x 36 cm2	15.347	20.604	79.893	117.248
4810393000	Oth kraft paper, roll < 15 cm, rectang< 15 x 36 cm2	12	12	112	112
4810399000	Kraft paper and paperboard in other size	153.343	548.146	147.241	547.551
4810921000	Gray backboard, multi ply	210.457	797.517	200.582	560.252
4810923000	Paper colored for computer card,oth multi ply	5.975	27.733	69.676	108.378
4810929000	Oth paper colored for computercard & gray backboard, multi ply	409.508	3.512.324	376.082	2.280.589
4810992000	Oth paper and paperboardof multi ply	0	1.600	0	7.800
4810999000	Oth paper colored for computer card,oth multi ply	588.306	1.974.204	564.386	1.794.322
4811101000	Tarred, bituminised/asphalted paper &paperboard, in roll <15cm, rect<15x36cm2	201.109	223.754	1.056.673	1.214.269
4811109000	Tarred, bituminised/asphalted paper &paperboard, in other size	256.293	1.103.752	264.132	1.522.987
4811411000	Gummed or adhesive paper&paperboard,self-adhesive	150.600	779.060	517.917	2.359.109
4811419000	Gummed or adhesive paper&paperboard,oth self-adhesive	585.945	2.354.035	1.426.613	5.513.453
4811491000	Oth gummed or adhesive paper&paperboardself-adhesive	6.505	60.502	105.878	570.639
4811499000	Oth gummed or adhesive paper&paperboardoth self-adhesive	196.413	978.467	364.190	1.753.227
4811511000	Paper coated,impregnated or coveredwith plastic, bleached,wg>150g/m	3.795	5.916	21.309	25.353
4811512000	Paper coated,impregnated or coveredoth in sheets 15<oneside<36cm unfolded	21.499	42.479	32.468	58.827
4811519000	Paper coated,impregnated or coveredwith plastic, unbleached,wg>150g/m	795.734	3.768.811	1.166.077	5.524.668
4811591000	Paper coated,impregnated or coveredoth for mnftre of papercup bottoms	36.245	214.839	135.347	1.324.381
4811592000	Oth paper coated,impregnated or coveredand with a lining of aluminium foil	1.022.192	4.389.778	3.425.283	19.798.788
4811599000	Oth paper coated,impregnated or coveredwith plastic,oth bleached,wg>150g/m	450.771	2.966.819	1.257.916	8.635.779
4811601000	Paper coated,impregnated or coveredwith wax,paraffin,stearin,oil,glycerol	1.346	3.329	15.138	52.847
4811609000	Paper coated,impregnated or coveredwith oth wax,paraff,stearin,oil,glycerol	17.468	207.136	26.241	274.793
4811903000	Oth paper, paperboard,cellulose waddingweb of cell fibr roll<15cm,rect<15x36cm2	917	5.594	17.230	45.857
4811909000	Oth paper, paperboard,cellulose waddingweb of cell fibres other size	1.202.419	4.045.797	3.062.284	11.148.775
4812000000	Filter blocks,slabs&plates,of paperpulp	3.642	57.368	29.662	308.216
4813100000	Cigarette paper,in the formof booklets or tubes	78.911	389.276	427.856	2.138.787
4813200000	Cigarette paper,in the form in rolls of a width not exceeding 5 cm	364.549	1.025.059	1.594.926	3.948.078
4813900000	Cigarette paper,oth in the of booklets,tubes & in rolls	705.278	2.118.769	2.442.057	7.961.875
4814100000	Wallpaper&similar wall coverings,"ingrain" paper	2	2	26	26
4814200000	Wallpaper&similar wall coverings,the face side,with a grained,embossed,	126.623	362.946	256.020	847.061
4814900000	Wallpaper&similar wall coverings,oth with transparant protective plastics	199.973	971.555	500.286	2.089.306
4816200000	Self-copy paper (other than of 48.09)	1.842	18.059	14.418	59.288
4816900000	Other heat transfer paper & offsetplates of paper	47.767	364.147	276.955	1.149.909
4817100000	Envelopes	21.281	112.164	191.944	921.317
4817200000	Letter cards,plain postcards andcorrespondence cards	18.526	47.769	27.422	136.356
4817300000	Boxes,pouches,wallets & writingcompendiums,of paper or paperboard,	24.710	105.952	135.309	460.766
4818100000	Toilet paper	3.589	22.673	3.232	29.436
4818200000	Handkerchiefs,cleansing or facialtissues & towels	79.444	429.239	257.209	1.166.770
4818300000	Tablecloths and serviettes	4.522	22.630	26.245	85.394
4818401100	Napkins & napkin liners for babies &similar sanitary articles	1.027.914	3.641.304	2.552.784	9.134.326
4818401900	Oth napkins & napkin liners for babies &similar sanitary articles	894.076	3.495.474	2.823.387	10.974.337
4818402000	Sanitary towels,tampons & similararticles	1.272.503	5.520.369	4.648.663	19.494.163
4818500000	Articles of apparel & clothing,surgical face masks	1.444	110.599	14.658	1.386.061
4818900000	Oth articles of apparel & clothing,oth surgical face masks	41.119	295.180	142.969	898.308
4819100000	Cartons,boxes & cases, of corrugatedpaper or paperboard	1.101.132	4.484.403	2.141.479	7.974.021
4819200000	Boxes, of non corrugated paper &paperboard	1.313.073	5.078.207	4.234.755	18.819.787
4819300000	Sacks&bags,base of a width>40cmfor cement or fertizer packing	221.347	810.764	396.144	1.414.257
4819400000	Other sacks and bags, including cones	62.422	537.356	281.586	1.642.282
4819500000	Other packing containers,includ recordsleeves	104.219	628.058	473.141	2.632.817
4819600000	Box files,letter trays,storage boxes&similar articles,used in offices,shops	120.926	239.715	148.695	561.973
4820100000	Registers,account books,note books,receipt books,&similar articles	73.188	267.000	232.979	834.073
4820200000	Exercise books	28.609	90.400	76.180	220.228

**I.3. IMPOR MENURUT KOMODITI / IMPORT BY HS COMMODITY**  
**\*\*\* APRIL / APRIL 2010 \*\*\***

HS	Uraian Komoditi Commodity Description	Berat Bersih / Net Weight (Kg)		Nilai / Value C.I.F (US\$)	
		Bulan ini Current Month	Kumulatif Cum.Jan. to date	Bulan ini Current Month	Kumulatif Cum.Jan. to date
4820300000	Binders(other than book covers),folders&file covers	7.825	11.719	40.483	70.993
4820400000	Manifold business forms& interleavedcarbon sets	1.006	9.626	5.475	33.880
4820500000	Albums for samples or for collections	6.001	23.779	32.132	119.161
4820900000	Other exercise book,binders,manifold,albums	43.916	91.281	116.573	364.343
4821101000	Printed,labels that form of packing forjewellery,small objects & the like	100.795	459.513	1.387.137	5.563.526
4821109000	Printed,oth labels that form of packingfor jewellery,small objects & the like	326.713	1.242.699	3.785.928	13.912.740
4821901000	Oth printed,labels that form of packingfor jewellery,small objects & the like	25.965	99.113	215.962	922.209
4821909000	Oth printed,oth label that form of packfor jewellery,small objects & the like	163.498	570.941	1.468.604	5.312.880
4822100000	Bobbins,spools,cops&similar of pulpof a kind used for winding textile yarn	21.504	59.198	37.302	163.000
4822900000	Bobbins,spools,cops&similar of pulpoth of a kind used for wind textile yarn	60.312	398.629	154.702	824.715
4823200000	Filter paper in rolls or sheets	213.243	733.049	1.009.603	3.770.372
4823401000	Cardiograph recording paper	290	616	5.590	16.975
4823409000	Oth paper for self recording for otherapparatus	42.651	141.557	178.232	586.276
4823610000	Trays,dishes,plates,cups&the like,ofpaper or paperboard of bamboo	0	3	0	34
4823690000	Trays,dishes,plates,cups&the like,ofpaper or paperboard of oth than bamboo	55.787	134.802	127.453	386.451
4823700000	Gaskets and washers,moulded orpressed artcles of paper pulp	31.025	106.922	83.002	343.668
4823901000	Other paper, cocooning frames forsilk-worms	3.883	26.007	67.305	384.784
4823902000	Sterilization indicators,not gummed,cocooning frames for silk-worms	125	8.835	1.819	25.143
4823903000	Cup stock board (l.e. polyethylene (pe)in rels of width of less than 10 cm	9.113	24.303	17.817	46.602
4823904000	Telegraph or teleprinter paper in stripor rolls	162	206	759	1.029
4823905000	Display cards for jewellery/for smallobjects of personal adornment	122	214	495	1.235
4823906000	Punched jacquard cards	5	5	120	120
4823907000	Fans&handsscreens,with paper mountsor leaves&frames of any materials	3.230	3.230	7.296	7.296
4823909000	Other,cut to size/shape,other than instrips, rolls or sheets	491.496	1.871.116	1.454.227	6.238.125
4901100000	Print books in official language of impctry for educations, in single sheet	274.338	597.544	556.611	1.575.568
4901910000	Dictionaries,wholly/essentially in theofficial language of the import country	2.094	11.545	8.678	101.381
4901991000	Oth educational,wholly/essential in theofficial language of the import country	9.652	98.893	59.940	522.414
4901999000	Oth educational,oth wholly/essential inofficial language of the import country	140.871	511.858	1.303.277	4.548.417
4902100000	Newspapers,journals & periodicalsappearing at least four times a week	130	305	669	1.266
4902900000	Oth newspapers, journals and periodicals	11.256	31.351	76.264	288.063
4903000000	Childrens picture,drawing or coloringbooks.	21.815	22.241	62.690	65.241
4904000000	Music,printed or in manuscript,whetheror not bound or illustrated.	1.107	6.570	24.812	186.461
4905100000	Maps&hydrographic or similar charts ofall kinds,globes	7.424	14.557	63.181	134.067
4905910000	Maps&hydrographic or similar charts ofall kinds,in book form	0	94	0	86
4905990000	Maps&hydrographic or similar charts ofall kinds,in other form	428	550	2.239	5.534
4906001000	Plans&drawings,including photographicproduct&carbon copies of plans&drawing	82	2.022	103.251	110.865
4906009000	Plans & drawings, being originals drawnby hand, hand-written texts	738	4.626	9.989	74.750
4907001000	Banknotes, being legal tender	0	61	0	970
4907002000	Unused postage stamps	32	32	909	909
4907004000	Stock,share/bond certificates&similardocuments of title; cheque forms	60	102	327	437
4907009000	Other banknotes,unused postage,venue,stock,share & the like	315	1.194	40.499	164.150
4908100000	Transfers (decalcomanias), vitrifiable	28.538	92.736	195.691	1.220.924
4908900000	Oth than transfers (decalcomanias),vitrifiable	30.427	62.457	257.922	827.379
4909000000	Printed/illustrated postcards, cardgreetings, messages/the like	1.373	3.845	12.434	24.938
4910000000	Calendars of any kind,printed,includingcalendar blocks.	228	31.962	952	124.653
4911100000	Trade advertising material, commercialcatalogues & the like	30.781	102.796	221.927	791.115
4911912000	Printedmatter,wall pictures&diagram forinstruct purposes;designs&photograph	0	182	0	5.114
4911913000	Printed matter,oth printed picturesand photographs	49	6.313	309	35.276
4911919000	Printed matter,oth anatomical&botanicaldiagram & wall picture	7.857	37.960	42.256	169.764
4911991000	Printed card for jewellery,small objectperson adornment,carried in the pocket	5.577	5.663	5.573	6.422
4911992000	Printed stickers for explosives	0	21	0	593
4911999000	Oth printed matter, oth printed sticker& printed card	16.018	107.172	112.728	812.465
5001000000	Silkworm cocoons suitable for reeling.	0	1.781	0	9.453
5002000000	Raw silk (not thrown).	0	142	0	250
5004000000	Silk yarn(oth than yarn spun fromsilk waste) not put up for retail sale.	3.403	97.385	116.940	370.251
5005000000	Yarn spun from silk waste,not put upfor retail sale.	305	851	12.154	29.345
5006000000	Silk yarn & yarn spun from silk waste,put up for retail sale;silk-worm gut.	1.355	15.483	2.464	18.139
5007100010	Fabrics of noil silk,bleached/unbleached	91	1.665	8.334	62.525
5007100090	Fabrics of noil silk, oth than bleached/unbleached	4.240	7.948	35.344	73.186
5007200010	Oth fabrics,silk/silk waste >85%,oth than noil silk,bleached/unbleached	4.844	53.714	87.518	769.649
5007200090	Oth fabrics,silk/silk waste >85%,oth than noil silk,oth bleach/unbleach	0	1.264	0	66.093
5007900010	Oth fabrics,silk/silk waste < 85%,oth than noil silk,bleached/unbleached	895	1.690	44.165	69.738
5007900090	Oth fabrics,silk/silk waste < 85%,oth than noil silk,oth bleach/unbleach	10.749	36.590	160.864	516.825
5101110000	Shorn wool, not carded/combed,greasy, including fleece-washed wool	0	757	0	7.777
5101190000	Oth shorn wool, not carded/combed,greasy, including fleece-washed wool	40	40	198	198
5101210000	Shorn wool, not carded/combed,degreased, not carbonised	38.296	38.361	83.615	84.216
5101290000	Oth shorn wool, not carded/combed,degreased, not carbonised	20.182	59.847	47.262	138.906
5101300000	Wool, not carded/combed, carbonised	1	24.523	58	169.110
5102190000	Fine animal hair,not carded/combedoth of kashmir (cashmere) goats	0	99	0	637
5105290000	Combed wool not in fragments	54.387	358.235	527.947	3.341.073
5106100000	Yarn,carded, wool > 85% by weightnot put up for retail sale	1.096	1.096	14.579	14.579
5106200000	Yarn,carded, wool < 85% by weightnot put up for retail sale	4.540	19.198	47.676	179.157
5107100000	Yarn,combed, wool > 85% by weightnot put up for retail sale	540	11.104	7.909	58.756
5107200000	Yarn,combed, wool < 85% by weightnot put up for retail sale	0	325	0	11.439
5108200000	Yarn of fine animal hair not put upfor retail sale., combed	0	39	0	3.404
5109100000	Yarn,wool/animal hair > 85%, for retailsale	736	736	32.746	32.746
5109900000	Yarn,wool/animal hair < 85%, for retailsale	50	120	7.741	8.764
5110000000	Yarn,coarse animal hair/of horsehairwether not put up for retail sale	2	77	12	1.544

**I.3. IMPOR MENURUT KOMODITI / IMPORT BY HS COMMODITY**  
**\*\*\* APRIL / APRIL 2010 \*\*\***

HS	Uraian Komoditi Commodity Description	Berat Bersih / Net Weight (Kg)		Nilai / Value C.I.F (US\$)	
		Bulan ini Current Month	Kumulatif Cum.Jan. to date	Bulan ini Current Month	Kumulatif Cum.Jan. to date
5111110000	Woven fabric,carded,wool/animal hair>85%, weight < 300 g/m	15.029	58.718	385.894	1.460.610
5111190000	Woven fabric,carded,wool/animal hair>85%, weight > 300 g/m	1.332	1.632	62.438	71.146
5111200000	Woven fabric,carded, wool/animal hairmix. mainly w/made filament	0	395	0	7.056
5111300000	Woven fabric,carded, wool/animal hairmix. mainly w/made stapel	0	102.233	0	802.938
5111900000	Woven fabric,carded, wool/animal hair mixed	21.234	23.266	554.663	632.937
5112110000	Woven fabrics,combed wool/animal hair>85%, weight < 200 g/m	662	5.668	9.159	133.678
5112190000	Woven fabrics,combed wool/animal hair>85%, oth weight > 200 g/m	79.690	153.512	2.108.657	3.963.262
5112200000	Woven fabrics,combed wool/animal hairmix. mainly w/made filament	2.118	17.535	53.427	316.829
5112300000	Woven fabrics,combed wool/animal hairmix. mainly w/made stapel	0	28.200	0	609.159
5112900000	Woven fabrics,combed wool/animal hair mixed	18.101	80.664	314.748	1.404.201
5113000000	Woven fabrics of coarse animal hair/of horsehair	16	16	251	251
5201000000	Cotton, not carded/combed.	71.134.772	212.724.539	121.061.815	349.999.157
5202100000	Cotton waste,yarn waste	2.234	2.236	52.924	52.924
5202910000	Cotton waste,garnetted stock	138	916	1.999	8.270
5202990000	Oth yarn waste & garnetted stock	40	142.994	381	164.417
5203000000	Cotton, carded/combed.	230	28.300	5.132	208.802
5204110000	Cotton sewing thread,not for salecont 85%/more by weight of cotton	66.354	131.374	122.193	370.588
5204190000	Cotton sewing thread,not for retail saleoth cont 85%/more of cotton	41.622	167.577	255.111	1.203.007
5204200000	Cotton sewing thread, for retail sale	10.177	91.550	15.197	108.437
5205110000	Single yarn,of uncombed fibres measur714.29 decitex/more, cotton>85%	567.394	2.535.196	1.190.691	5.665.088
5205120000	Single yarn,of uncombed fibres232<measuring<714.29dec,cotton>85%	727.629	1.464.706	1.743.887	3.555.213
5205130000	Single yarn,of uncombed fibres192.31<measuring<232.56 dec,cotton>85%	1.532	144.397	11.106	463.225
5205140000	Single yarn,of uncombed fibres125<measuring<192.31dec,cotton>85%	15.361	80.607	112.433	460.447
5205150000	Single yarn,of uncombed fibres measuring<125dec (>80metric number),cotton>85%	15.319	23.107	113.669	153.602
5205210000	Single yarn,of combed fibresmeasuring 714.29dec/more,cotton>85%	54.553	163.260	167.813	538.581
5205220000	Single yarn,of combed fibres232.56<measuring<714.29dec,cotton>85%	119.305	326.440	252.169	619.940
5205230000	Single yarn,of combed fibres192.31<measuring<232.56dec,cotton>85%	52.064	71.039	197.887	318.164
5205240000	Single yarn,of combed fibres125<measuring<192.31dec,cotton>85%	78.770	182.735	293.114	586.646
5205260000	Single yarn,of combed fibres106.38<measuring<125dec,cotton>85%	38.252	54.251	184.404	279.252
5205280000	Single yarn,of combed fibres measuring<83.33 decitex (>120metric),cotton>85%	0	23	0	231
5205310000	Cable yarn,of uncombed fibres persingle yarn 14.29dec/more,cott>85%	43.335	91.469	127.243	269.249
5205320000	Cable yarn,of uncombed fibres persingle yarn 232.56<measur<714.29,cott>85%	80.406	184.835	212.705	722.038
5205330000	Cable yarn,of uncombed fibre per single yarn192.31<measuring<232.56,cott>85%	5	101	604	3.147
5205350000	Cable yarn,of uncombed fibres persingle yarn<125 (>80 metric), cotton>85%	958	3.012	6.864	18.284
5205410000	Cable yarn,of combed per single yarn714.29 decitex/more(<14metric),cott>85%	70	70	947	947
5205420000	Cable yarn,of combed per single yarn232.56<measuring<714.29dec,cotton>85%	87.118	110.124	327.457	439.222
5205430000	Cable yarn,of combed per single yarn192.31<measuring<232.56dec,cotton>85%	0	11.589	0	45.661
5205440000	Cable yarn,of combed per single yarn125<measuring<192.31dec,cotton>85%	26.961	70.259	247.631	637.541
5205470000	Cable yarn,of combed per single yarn83.33<measuring<106,38dec,cotton>85%	20.293	26.209	192.240	253.700
5205480000	Cable yarn,of combed per single yarn<83,33decitex(>120metric),cotton>85%	5.573	34.651	46.076	241.845
5206110000	Single yarn of uncombed fibres, 714,29or more (<14 metric),cotton<85%	41.265	73.084	222.579	383.584
5206120000	Single yarn of uncombed fibres,232<measuring<714.29dec,cotton<85%	46	183.134	629	348.299
5206220000	Single yarn, of combed fibres,232.56<measure<714.29 dec,cotton<85%	0	20.232	0	39.857
5206230000	Single yarn, of combed fibres,192.31<measuring<232.56dec,cotton<85%	19.958	39.916	58.977	121.018
5206240000	Single yarn, of combed fibres125<mesuring<192.31 dec	5.465	8.890	27.794	41.099
5206320000	Cabledyarn,of uncombed persingle yarn232.56<measuring<714.29dec	2.820	7.371	21.714	89.435
5206410000	Cable yarn,of combed fibres measuringper single yarn 714.29 decitex/more	0	1.818	0	9.829
5206420000	Cable yarn,of combed fibres persingle yarn 232.56<measuring<714,29 decitex	0	4	0	91
5206430000	Cable yarn,of combed fibres persingle yarn 192.31<measuring< 232.56decitex	0	461	0	4.336
5206440000	Cable yarn,of combed fibres persingle yarn 125<measuring<192,31decitex	1.422	1.422	12.995	12.995
5206450000	Cable yarn,of combed fibres measuringper single yarn<125decitex (>80 metric)	1.011	1.011	13.211	13.211
5207100000	Cotton yarn(oth than sewing thread) putcont 85%/more by weight of cotton	23.504	34.931	156.309	317.531
5207900000	Cotton yarn sewing thread put upcont 85%/more by weight of cotton	25.058	45.023	38.590	115.271
5208110000	Unbleached plain weave, weight >=85% of cotton, weighing <= 100 g/m	354.333	994.554	<= 2.254.782	6.112.316
5208120000	Unbleached plain weave >=85% of cotton,weighing > 100 g/m	129.324	1.016.262	848.326	8.637.310
5208130000	Unbleached 3-thread/4-thread twill,incl. cross twill >=85% of cotton	2.629	9.749	46.311	157.201
5208190000	Other unbleached fabrics>=85% of cottonweighing <= 200 g/m	374.903	1.389.258	3.576.558	11.976.881
5208210000	Absorbent fabric bleached for surgicaluse, cotton >=85%, weighing <=200 g/m	97.320	669.726	505.049	4.749.485
5208220000	Bleached plain weave, weighing > 100g/m	32.280	107.156	438.054	1.387.506
5208230000	Bleached 3-thread/4-thread twill, inccross twill >=85% of cotton	62.531	203.556	344.858	1.375.085
5208290000	Other bleached fabrics >85% of cottonweighing <= 200 g/m	258.982	1.318.679	2.227.796	10.223.144
5208310010	Plain weave dyed; voile/chemi voileweighing < 100 g/m	37.779	95.653	714.516	1.520.507
5208310020	Cambrics dyed weighing < 100 m/gweighing < 100 g/m	5.173	137.923	91.551	1.447.294
5208310030	Other garments matter weighing < 100 m/g	15.685	76.384	229.997	1.011.881
5208310090	Other dyed fabrics weighing < 100 m/g	270.105	1.178.056	2.091.140	7.875.661
5208320000	Plain weave dyed, weighing > 100 g/m	741.099	2.443.547	6.862.315	24.599.655
5208330000	3-thread/4-thread twill dyed,including twill	17.799	77.045	219.956	711.110
5208390000	Other dyed fabrics >85% weighing < 200 m	87.873	577.143	1.073.800	3.817.009
5208410010	String fabrics plain weave of differentcolor , weight <= 100 m/g	2	820	312	16.956
5208410090	Other plain weave of different color,weight <= 100 m/g	63.964	99.517	755.662	1.197.335
5208420010	String fabrics of different colorweighing > 100 g/m	100.123	242.336	1.034.320	2.706.323
5208420090	Plain weave other than string fabrics ofcolor, weighing > 100 g/m	378.520	1.335.085	4.255.283	16.094.243
5208430000	Diff.colour,3 or 4-thread twill, wovenfabrics, 85% cotton,weight>200g/m2	21.898	39.919	145.890	301.464
5208490000	Other fabrics of different color	4.730	61.836	49.961	653.341
5208510000	Plain weave printed of different color,<= 100 m/g	15.887	186.988	275.286	1.798.535
5208520000	Plain weave printed of different color,> 100 m/g	35.108	96.753	397.031	994.692
5208590000	Other fabrics printed of differentcolor	52.535	159.081	348.360	1.058.711
5209110000	Plain weave unbleached cont.>=85% ofcotton, weight >200 g/m	154.663	236.605	1.465.950	2.526.849

**I.3. IMPOR MENURUT KOMODITI / IMPORT BY HS COMMODITY**  
**\*\*\* APRIL / APRIL 2010 \*\*\***

HS	Uraian Komoditi Commodity Description	Berat Bersih / Net Weight (Kg)		Nilai / Value C.I.F (US\$)	
		Bulan ini Current Month	Kumulatif Cum.Jan. to date	Bulan ini Current Month	Kumulatif Cum.Jan. to date
5209120000	3-thread/4-thread twill unbleached,cont.85% of cotton, weight > g/m	26.146	44.545	224.887	459.969
5209190000	Other fabrics unbleached con.85% ofcotton, weight > 200 g/m	317.149	1.578.878	2.935.859	16.304.244
5209210000	Plain weave unbleached , cont.85% ofcotton, weight > 200 g/m	77.471	80.826	551.695	589.556
5209220000	Bleached, 3 or 4-thread twill, wovenfabrics, 85% cotton,weight>200g/m2	4.044	4.044	24.588	24.588
5209290000	Other fabrics unbleached. cont.85% ofcotton, weight>200 g/m	50.304	830.402	199.014	5.413.098
5209310000	Plain weave dyed, cont.85% of cotton,weight > 200 g/m	407.182	1.696.556	3.325.642	13.615.799
5209320000	Dyed, 3 or 4-thread twill, incl. twillcont.85% of cotton, weight>200g/m	471.981	1.536.881	3.853.457	14.642.041
5209390000	Other fabrics dyed, cont.85% of cottonweight > 200 g/m	451.481	1.296.624	3.621.770	10.515.709
5209410000	Plain weave of yarns of diff color,cont 85% of cotton, wght>200 g/m	17.320	191.847	177.173	1.074.964
5209420000	Denim of yarns diff color, cotton>85%,weight > 200 g/m	449.720	1.713.120	1.823.664	7.273.862
5209430000	Oth fabrics of 3-thread /4-threadcont 85% of cotton, wght>200 g/m	23.644	48.947	130.065	362.194
5209490000	Other fabrics of yarns diff colorscont 85% of cotton, weight>200 g/m	405.689	1.141.712	2.674.205	8.536.688
5209510000	Printed plain weave, cont.85% of cottonweight > 200 g/m	16	757	313	9.914
5209520000	Oth.thn plain weave 3 or 4-thread twill,printed, 85% of cotton, wght>200 g/m	90	6.190	1.698	47.219
5209590000	Other printed fabric cont.85% of cottonweight > 200 g/m	18.867	111.078	272.659	1.105.164
5210490000	Unbleached plain weave, cont. <85% ofcotton, mixed with m-m-f weight<=200g/m	893.894	2.211.733	5.236.342	13.125.539
5210190000	Oth unbleached fabrics, cont.<85%mixed with m-m-f weight<=200g/m	62.452	429.981	691.980	4.321.187
5210210000	Bleached plain weave cont.<85% ofcotton, mixed with m-m-f weight<=200g/m	12.558	24.606	69.852	252.893
5210290000	Oth bleached fabrics, cont.<85% ofcotton, mixed with m-m-f weight<=200g/m	23.058	433.585	134.175	2.585.042
5210310000	Dyed plain weave cont.<85% ofcotton, mixed with mmf weight<=200g/m	191.302	618.872	1.942.158	6.438.821
5210320000	3-thrd/4-thrd twill, incl.twill<85%of cotton, mix w/m-m-f weight<=200g/m	11.996	49.665	111.314	481.561
5210390000	Other dyed fabrics cont. <85% ofcotton, mixed with m-m-f weight<=200g/m	28.015	71.161	436.520	1.215.432
5210410010	String fabrics of yarns of diff color<85%of cotton, with mmf weight<=200g/m	0	2.718	0	608.531
5210410090	Plain weave other than string fabrics<85%of cotton, with mmf weight<=200g/m	50.294	167.368	506.515	1.500.392
5210490000	Oth fabrics of diff color cont.<85% ofcotton, mixed with mmf weight<=200g/m	244.197	353.404	961.517	1.465.794
5210510000	Printed plain weave cont.<85% ofcotton,mixed with mmf weight<=200g/m	433	4.255	3.623	54.845
5210590000	Other printed fabrics cont.85% ofcotton, mixed with mmf weight<=200g/m	114.724	370.952	788.810	2.928.014
5211110000	Unbleached plain weave, cont. <85% ofcotton, mixed with m-m-f weight>200g/m	2.379	19.656	15.387	155.741
5211200000	3-thread/4-thread twill unbleachd,inctwill<85% of cotton w/mmff weight>200g/m	2.236	3.077	14.562	25.766
5211190000	Oth unbleached fabrics, cont.<85%mixed with m-m-f weight>200g/m	128.570	292.761	985.671	2.273.812
5211200000	Bleached plain weave cont.<85% ofcotton, mixed with m-m-f weight>200g/m	363.891	665.953	2.667.838	4.973.169
5211310000	Dyed plain weave cont. <85% ofcotton, mixed with m-m-f weight>200g/m	105.475	193.189	832.433	1.773.979
5211320000	3-thrd/4-thrd twill, incl.twill<85%of cotton, mix w/m-m-f weight>200g/m	0	4.315	0	32.225
5211390000	Other dyed fabrics cont. <85% ofcotton, mixed with m-m-f weight>200g/m	119.539	770.051	797.933	4.599.449
5211410010	String fbrcs of yarn of diff color<85%of cotton, mixed with mmf weight>200g/m	34	676	424	6.752
5211410090	Yarns of diff clour oth than string fab<85% of cotton, mxd w/mmff>200 g/m	24.308	55.575	105.055	275.399
5211420000	Denim of yarns diff color, cotton<85%,mix wth man-made fibr weight>200g/m	240.790	948.782	357.205	1.820.829
5211430000	Oth fabrics of 3-thread/4-thrd<85%ofcotton, mixed with mmf weight>200g/m	11.655	20.928	13.607	26.316
5211490000	Oth fabrics of diff color cont.<85% ofcotton, mixed with mmf weight>200g/m	1.658	5.540	15.832	37.742
5211510000	Printed plain weave cont.<85% ofcotton, mixed with mmf weight>200g/m	1.874	14.616	9.407	87.498
5211520000	3-thre/4-thread twill,incl.twill<85% of cotton, mixed with mmf weight>200g/m	100	100	505	505
5211590000	Oth printed fabrics cont.<85% ofcotton, mixed with mmf weight>200g/m	507	24.906	2.784	221.868
5212110000	Unbleached woven fabrics of cottonweight <=200 g/m	11.001	13.419	100.751	126.410
5212120000	Bleached woven fabrics of cottonweight <=200 g/m	23.845	42.431	73.652	203.810
5212130000	Dyed woven fabrics of cottonweight <=200 g/m	24.190	44.319	177.999	355.301
5212140000	Woven fabrics of cotton of yarns ofdifferent color weight <=200 g/m	101.114	335.707	611.137	2.107.341
5212150000	Printed woven fabrics of cottonweight <=200 g/m	0	5.921	0	60.957
5212210000	Unbleached woven fabrics of cottonweight > 200 g/m	524.061	828.687	3.154.361	5.716.371
5212220000	Bleached woven fabrics of cottonweight > 200 g/m	1.971	5.737	20.638	71.724
5212230000	Dyed woven fabrics of cottonweight > 200 g/m	140	747	4.103	10.324
5212240000	Woven fabrics of cotton of yarns ofdifferent color weight > 200 g/m	0	119	0	2.045
5212250000	Printed woven fabrics of cottonweight > 200 g/m	1.627	47.087	25.635	245.625
5301100000	Flax, raw/retted-flax, raw/retted	0	171	0	1.590
5301210000	Broken/scutched flax,broken,scutch-ed/other processed but not spun	0	2.634	0	18.731
5301290000	Other flax, raw/processed but notspun; falx waste	0	64	0	2.641
5301300000	Flax tow & waste raw/processedbut not spun	0	30	0	859
5302900000	Other hemp raw and processed butnot spun	0	294	0	3.660
5303100000	Jute & oth textile bast fibres, raw/retted	15.000	165.167	15.975	193.170
5303900000	Jute & oth textile bast fibres,processed but not spun	9	257	180	5.723
5305000011	Raw coir coconut fibres	0	123	0	833
5305000021	Raw abaca fibres	16.902	28.152	6.589	14.914
5305000029	Abaca fibres processed	0	18	0	45
5305000030	Ramie fibres	0	1.838	0	1.200
5305000090	Oth than coconut, abaca, ramietextile fibres	0	356.295	0	285.702
5306200000	Multiple (folded)/cabled flax yarn	0	1	0	16
5307100000	Single yarn of jute/of oth textilebast fibres of heading 53.03.	105.001	300.043	113.485	369.136
5307200000	Multiple (folded)/cabled of jute/oth fibres bast fibres of heading 53.03.	958.987	3.919.374	1.095.690	3.810.265
5308100000	Coir yarn of ther textile bast fibres of5303	11	11	194	194
5308200000	True hemp yarn of other textile basfibres of head 5303	8.968	8.968	38.987	38.987
5308901000	Paper yarn	2.100	30.429	3.878	98.709
5308909000	Other paper yarn	70.265	173.720	76.898	210.249
5309110000	Unbleached/bleached woven fabricsof flax cont.>=85% of weight of flax	0	11.894	0	211.886
5309190000	Other woven fabrics of flax cont.>=85%of weight of flax	10.721	159.345	160.085	2.204.997
5309210000	Unbleached/bleached woven fabricsof flax cont.<85% of weight of flax	0	2.705	0	17.649
5309290000	Other woven fabrics of flax cont.<85%of weight of flax	18.723	110.742	168.865	1.395.174
5310100010	Unbleached plain woven fabrics of othertextile bast fibres of head 5303	50	86.954	1.435	194.164
5310100090	Bleached plain woven fabrics of othertextile bast fibres of head 5303	157	157	2.116	2.116
5310900000	Other woven fabrics of jute/of othrbast fibres of heading 53.03.	683	1.049	3.232	6.045

**I.3. IMPOR MENURUT KOMODITI / IMPORT BY HS COMMODITY**  
**\*\*\* APRIL / APRIL 2010 \*\*\***

HS	Uraian Komoditi Commodity Description	Berat Bersih / Net Weight (Kg)		Nilai / Value C.I.F (US\$)	
		Bulan ini Current Month	Kumulatif Cum.Jan. to date	Bulan ini Current Month	Kumulatif Cum.Jan. to date
5311000000	Woven fabrics of oth vegetable textilefibres; woven fabrics of paper yarn.	0	51.766	0	232.241
5401100000	Sewing thread of man-made filmentof synthetic filaments	392.948	1.572.460	2.173.815	7.706.464
5401200000	Sewing thread of artificial flmntfor retail sale	13.589	86.648	123.912	459.238
5402110000	High tenacity yarn of nylon/otherspolyamide of aramids	7.102	59.166	44.944	1.232.255
5402190000	High tenacity yarn of nylon/otherspolyamide of oth aramids	656.607	1.726.528	2.698.075	9.416.815
5402200000	High tenacity yarn of polyesters	566.142	3.534.214	1.260.293	8.197.602
5402310000	Textured yarn of nylon/oth polyamidesmeasuring single yarn <= 50 tex	156.087	588.460	1.220.434	3.616.464
5402320000	Textured yarn of nylon/other poly-amides, measuring single yarn <= 50 tex	23.156	174.130	72.299	528.168
5402330000	Textured yarn of polyesters	820.731	3.047.267	1.940.258	9.663.968
5402340000	Textured yarn of polypropylenesynthetic filament	80.779	203.852	187.831	456.849
5402390000	Other texture synthetic filament yarn	53.398	303.710	338.045	1.288.499
5402440000	Oth yarn, single, of elastomeric<=50 turns/m	213.668	1.020.482	1.848.061	8.537.540
5402450000	Oth yarn, single, oth, of nylonor oth polyamides, <=50 turns/m	190.324	850.288	706.320	3.244.730
5402460000	Oth yarn, single, oth,of polyesters,partially oriented, <=50 turns/m	380.314	1.579.226	846.678	3.062.906
5402470000	Oth yarn, single, of oth polyestersfor mdical/srgical use, <=50 turns/mtr	333.362	1.338.697	966.735	3.841.807
5402480000	Oth yarn, single, oth, ofpolypropylene, <=50 turns/m	205.473	774.080	251.526	920.928
5402490000	Oth yarn, single, oth thn, of elast,nylon,polyeste,polypropylene,<=50 trn/mtr	227.820	722.760	1.410.836	4.380.225
5402510000	Oth yarn, single,twist,of nylon/oth polyamides, > 50 turns/m	17.280	32.941	88.646	140.648
5402520000	Oth yarn,single,twist, of polyester> 50 turns/mtr	28.848	124.735	58.232	282.555
5402590000	Oth yarn,single,twist,oth th of nylonor oth plyamide&polyester,>=50 trn/mtr	1.419	3.163	3.830	25.196
5402610000	Oth yarn of nylon/oth polyamides,multiple/cable	40.726	120.919	75.119	322.780
5402620000	Other yarn of polyester,multiple/cable	54.828	150.783	144.078	407.287
5402690000	Oth yarn,multiple/cable,oth thnof nylon/oth polyamides&polyester	96.350	343.200	207.084	801.551
5403100000	High tenacity yarn of viscoso rayon	11.886	69.666	40.415	363.660
5403310000	Other single yarn of viscoso rayon, untwisted/with a twist <120 turns/m	220.280	934.235	665.513	2.719.011
5403320000	Other single yarn of viscoso rayon, withtwist exceeding 120 turns/m	6.872	7.872	40.167	49.527
5403390000	Other single yarn	161.298	353.991	685.490	1.573.564
5403410000	Other multiple (folded)/cable yarn ofyarn of viscoso rayon	25.778	241.464	58.731	631.853
5403420000	Other multiple (folded)/cable yarn ofof cellulose acetate	21.015	106.233	106.419	605.292
5403490000	Other artificial filament yarn	12.065	33.391	64.120	230.828
5404110000	Synth monfilament of elastomeric>=67dctx,dim.<=1mm, width<=5mm	50.809	369.197	180.743	1.696.225
5404120000	Synth.monfilmnt oth,of plypropylne>=67dctx,dim.<=1mm, width<=5mm	13.998	213.459	52.652	1.065.785
5404190000	Synth.mnfilmnt oth thn elast&plyrpln>=67dctx,dim.<=1mm, width<=5mm	54.703	311.632	292.138	1.667.097
5404900000	Synthetics other than filamentsexceeds 1 mm, width <= 5 mm	90.051	402.924	154.187	436.213
5405000000	Artificial monofilament >=67 dec, nocross-sect,dim>=1mm,strip and the like	0	28	0	194
5406000000	Man-made flamnt yarn(oth thn sewingthread), put up for retail sale.	21.651	80.272	53.258	205.700
5407101100	Unbleached tyre woven fabrics &conveyor duck	83.212	214.769	537.158	1.645.977
5407101900	Other unbleached other than tyre wovenfabrics & conveyor duck	28.652	136.776	213.542	1.152.501
5407109100	Tyre woven fabrics & conveyor duckof other woven fabrics of synthcts flmnt	3.131	17.064	30.049	242.075
5407109900	Other woven fabrics of synthetics flmntobtained materials of head 54.04	18.720	31.008	217.917	429.990
5407200000	Woven fabric, bleached/no,obtained from strip/the like	81.046	455.071	263.502	2.504.174
5407300000	Fabrics specified in note 9 to section	3.141	20.253	73.092	396.140
5407411000	Woven nylon mesh fabric of untwistedweight >=85% of flmnt of nyln/polyamd	28.673	57.181	187.807	406.015
5407419000	Woven fabrics obtaind from high tencitymaterials of heading 54.04.	145.828	686.954	703.356	4.420.215
5407420000	Dyed woven fabrics weight>=85% of filament of nylon/polyamides	334.859	1.025.625	4.514.289	12.182.998
5407430000	Woven fabrics of yarn of diff colorsweight >=85% of flmnt of nyln/polyamd	5.979	8.446	67.658	100.419
5407440000	Printed woven fabrics weight>=85%of flmnt of nyln/polyamds	600	4.732	9.765	44.091
5407510000	Woven fabrics, bleachd/no,con.>=85% of txturd polyestr flmnt	497.750	1.556.070	2.615.072	7.910.719
5407520000	Dyed woven fabrics cont.>=85% ofweight of textured polyester flmnt	644.287	3.222.403	5.584.031	26.482.529
5407530000	Oth woven fabrics of yarn of diff colorweight>=85% of texprd polyester filament	6.411	112.853	35.828	600.663
5407540000	Printed woven fabrics cont.>=85%,weight>=85% of texprd polyester filament	131.839	533.419	1.178.032	3.904.923
5407610000	Oth woven fabrics, cont >=85% of byweight of non textured polyester flmnt	1.399.569	4.792.770	11.022.729	32.229.563
5407690000	Oth bleached/unbleached woven fabricscont.>=85% of polyester polymnts	676.142	2.646.772	5.769.572	23.804.562
5407710000	Oth woven fabric,bleachd/no,con.>=85% of txturd polyester flmnt	140.705	395.961	901.352	2.674.895
5407720000	Dyed woven fabrics cont.>=85% ofweight of synthetics filament	77.830	286.440	617.107	2.213.712
5407730000	Oth woven fabrics of yarn of diff color>=85% weight of synthetic filaments	9.385	31.116	117.250	207.554
5407740000	Printed woven fabrics cont.>=85%,weight of synthetics filament	34.405	115.798	97.876	333.917
5407810000	Woven fabrics,bleachd/no,cont.<85% weight of synth flmnt with cotton	45.267	88.714	294.286	747.626
5407820000	Dyed woven fabrics cont.<85% ofweight of synth flmnt with cotton	66.044	290.703	456.064	1.818.863
5407830000	Oth woven fabrics of yarn of diff colorweight<85% of synth flmnt with cotton	12.578	55.567	84.894	439.155
5407840000	Printed woven fabrics cont.<85%,weight of synth flmnt with cotton	17.738	189.909	143.346	1.177.000
5407910000	Woven fabric,bleachd/no,obtaindother than synthetics/cotton filament	5.855	147.835	55.060	270.479
5407920000	Dyed woven fabrics obtained otherthan synthetics/cotton filaments	86.065	229.623	793.479	2.082.647
5407930000	Oth woven fabrics of yarn of diff colorother than synthetics/cotton filament	16.840	22.831	64.154	82.310
5407940000	Printed wiven fabrics obtained otherthan synthetics/cotton filaments	7.085	9.931	77.434	107.393
5408101000	Unbleached woven fabrics obtainedfrom high yarn of viscoso rayon	7.646	66.221	53.070	572.048
5408109000	Bleached woven fabrics obtainedfrom high yarn of viscoso rayon	34.591	259.714	437.661	2.865.437
5408210000	Woven fabrics, bleachd/no,cont.>=85%wght of artificial flmnts/strip	0	241	0	2.568
5408220000	Dyed woven fabrics cont.>=85%weight of artificial flmnts/strip	18.552	89.051	197.705	795.710
5408240000	Printed woven fabrics cont.>=85%weight of artificial flmnts/strip of	0	22.598	0	218.961
5408310000	Woven fabrics,bleachd/no, obtaindof oth artificial flmnt/strip	31	11.715	551	95.019
5408320000	Dyed woven fabrics obtained of otherartificial flmnt/strip of the like	943	23.728	12.262	248.635
5408330000	Oth woven fabrics of yarn of diff colorobtnd of oth artfcl flmnt/strip	827	12.922	1.707	84.929
5408340000	Printed woven fabrics obtained of otherartificial flmnt/strip of the like	3.385	6.137	20.486	63.883
5501100000	Synthetic filament tow of nylon/other polyamides	26.413	122.646	96.808	445.449
5501200000	Synthetic filament tow of polymers	38.634	861.703	150.031	588.346
5501300000	Synthetic filament tow of acrylic/modacrylic	3.226.424	11.814.567	9.673.676	32.433.029
5501900000	Other synthetic filament tow	18.477	129.071	145.529	654.105

**I.3. IMPOR MENURUT KOMODITI / IMPORT BY HS COMMODITY**  
**\*\*\* APRIL / APRIL 2010 \*\*\***

HS	Uraian Komoditi Commodity Description	Berat Bersih / Net Weight (Kg)		Nilai / Value C.I.F (US\$)	
		Bulan ini Current Month	Kumulatif Cum.Jan. to date	Bulan ini Current Month	Kumulatif Cum.Jan. to date
5502000000	Artificial filament tow.artificial filament tow.	1.764.478	8.155.615	8.809.151	40.666.887
5503110000	Synthetic staple fibres of nylon/othrpolyamides of aramids	15.574	57.857	205.279	604.856
5503190000	Synthetic staple fibres of nylon/othrpolyamides oth thn aramids	24.462	67.950	279.377	573.378
5503200000	Synthetic staple fibres of polyesters	3.308.734	16.758.033	4.743.536	23.294.333
5503300000	Synthetic staple fibres of acrylic/modacrylic	2.457.993	10.248.829	7.010.901	27.078.484
5503400000	Synthetic staple fibres of polypropylene	485.994	1.371.129	949.556	2.662.157
5503900010	Other synthetic staple fibres of polivinil alcohol	1.531	13.143	18.675	80.606
5503900090	Other synthetic staple fibres of otherthan polivinil alcohol	91.628	449.564	380.026	1.696.702
5504100000	Artifcl staple fibres of viscose rayon,carded/othwise procsed for spning	1.723.408	7.734.444	5.396.205	21.986.829
5504900000	Artifcl staple fibres of viscos rayonnot crded/othwise procs for spin	375.691	1.022.136	963.977	2.865.632
5505100000	Waste of man-made fibres ofsynthetic fibres	4.797	29.056	10.072	72.795
5506100000	Synth staple fibres of nylon/oth polyamides crded,comb othwse procs for spng	12.807	86.213	80.047	1.532.599
5506200000	Synth staple fibres of polyester crded,combed othwse procs for spinning	136.532	332.476	349.317	860.133
5506300000	Synth staple fibres of arcylic/moda-crylic combed othwse procs for spinning	85.870	309.247	225.268	819.940
5506900000	Oth synth staple fibres, carded, combbothwise processed for spinning.	1.362	32.509	20.338	126.380
5507000000	Artificial staple fibres, carded, combbothwise processed for spinning	3.168	6.665	37.082	91.680
5508100000	Sewing thread of man-made staplefibre of synthetic staple fibres for rta	318.530	1.467.190	1.169.504	5.592.121
5508200000	Sewing thread of man-made staplefibre of artifcial staple fibres for reta	2.140	16.547	23.225	161.925
5509110000	Single yarn cont >=85% by weight ofstaple fibres of nylon/oth polyamides	26	2.726	560	143.695
5509120000	Multiple/cabled yarn cont>=85% bywght of staple fibre of nylon/oth poly	301	823	1.252	2.468
5509210000	Single yarn cont >=85% by weight ofpolyester staple fibres	20.531	313.912	37.037	613.336
5509220000	Multiple (folded)/cabled yarn cont.>=85% of polyester staple fibres	57.803	406.049	164.940	1.089.342
5509310000	Single yarn cont >=85% by weight ofacrylic/modacrylic staple fibres	22.985	22.985	81.578	81.578
5509320000	Multiple/cabled yarn cont>=85% byweight of acrylic/modacrylic staple fbrs	2.245	3.447	22.274	29.106
5509410000	Single yarn cont >=85% by weight ofsynthetic staple fibres	0	2.903	0	60.023
5509420000	Multiple (folded)/cabled yarn cont.>=85% of synthetic staple fibres	6.053	19.540	54.728	187.977
5509510000	Oth yarn of polyester staple fibresmixed mainly with artificial staple fbrs	9.599	89.855	76.706	699.534
5509520000	Oth yarn of polyester staple fibresmixed wool/animal hair	0	1.904	0	8.693
5509530000	Oth yarn of polyester staple fibreswith cotton	5.962	171.887	11.430	311.433
5509590000	Oth yarn of polyester staple fibresoth than mixed mainly	1.168	2.229	20.042	26.600
5509610000	Oth yarn of acrylic/modacrylicstaple fbr mixed with wool/animal hair	2.537	3.727	23.490	34.571
5509690000	Oth yarn of acrylic/modacrylicstaple fibre oth thn cotton&animal hair	28.112	36.285	142.906	186.043
5509910000	Other yarn mixed mainly ot solelywith wool/animal fine hair	6.943	7.002	57.763	58.403
5509920000	Other yarn mixed mainly/solely withcotton	36	202	394	1.863
5509990000	Other yarn of synthetic staple fibresoth thn mix with animal hair&cotton	14.547	76.275	80.219	346.228
5510110000	Single yarn cont >=85% by weight ofartificial staple fibres	141.693	173.654	473.545	572.359
5510120000	Multiple/cabled yarn cont.>=85%by weight/artificial staple fibres	6.672	6.944	19.008	21.805
5510300000	Other yarn, mixed mainly/solelycont>=85% of weight of cotton	2.255	26.888	62.859	407.607
5510900000	Other yarn of artificial staple fibrescont>=85% of weight of cotton	10.327	20.608	52.994	121.539
5511100000	Yarn of synthetic staple fibres, cont.>=85% weight of such fibres	23.782	121.161	156.472	662.653
5511200000	Yarn of synthetic staple fibres, cont.<85% weight of such fibres	719	2.257	6.123	29.641
5511300000	Yarn of artificial staple fibres put upfor retail sale	3.108	7.990	43.619	142.835
5512110000	Woven fabrics of synthetic staple fibrecont>=85% weight of polyester staple fbr	136.732	349.652	517.549	1.380.796
5512190000	Woven fabrcs of synth staple fbr cont>=85% wght,oth than polyester staple fbr	243.029	512.270	1.730.215	3.675.229
5512210000	Woven fabrics of synthetic staple fibrecont>=85% weight of acrylic/mdcrylic	652	5.904	11.634	86.838
5512290000	Woven fabrcs of synth staple fbr cont>=85% wght of oth thn acrylic/mdcrylic	50.439	78.228	448.972	894.451
5512910000	Oth woven fabrics of synth stple fibrecont>=85% weight of acrylic/mdcrylic	0	1.796	0	36.602
5512990000	Oth woven fabrics cont>=85% of wghtof acrylic/modacrylic staple fibres	11.812	53.730	202.249	841.613
5513110000	Woven fbrcs of polyester staple fibresplain weave <=85% mix w/cotton <170g/m	22.240	235.276	151.979	1.210.135
5513120000	3-thread /4-thread twill, incl twillpolyester staple fibres <=85% w/cotton	50.033	94.672	392.733	757.067
5513130000	Oth woven fbrcs of polyester stple fbr<=85% mixed wght <170 g/m of cotton fbr	98.396	362.256	736.860	2.482.859
5513190000	Oth woven fabrics <85% mixed cottonweight <170 g/m of cotton	145.412	459.580	626.644	1.882.361
5513210000	Dyed woven fabrics of polyester staplefibres, plain weave <85% of such fibres	181.221	686.405	1.268.008	4.587.710
5513230000	Oth dyed woven fabrics of polyesterstaple fibres <85%, cotton<170 g/m	38.778	143.400	129.699	629.819
5513290000	Oth woven fabrics <85% such fibres,mixed cotton <170 g/m	51.461	96.546	482.106	1.038.040
5513310000	Wvn fabrics of yarn of diff color ofpolyester stpe fbrs,plain weave<85% fbrs	46.235	121.657	374.846	954.659
5513390000	Oth woven fabrics<85% of such fibresweight <170 g/m of cotton	27.205	73.661	89.172	452.558
5513410000	Printed polyester staple fibres, plainweave <85% of fbr, cotton<170 g/m	552.134	2.535.842	695.897	3.120.552
5513490000	Other woven fabrics<85% of fibresweight <170 g/m of cotton	94.510	164.270	404.081	739.136
5514110000	Woven fbrcs of polyester staple fibresplain weave <=85%,cotton >170g/m	12.982	57.244	81.412	327.010
5514120000	Bleached or no,3 or 4-thread twill,polyester stpl fbrs<85%,cotton>170g/m2	2.455	2.550	24.201	24.256
5514190000	Other woven fabrics<85% of fibresmixed weight >170g/m of cotton	117.116	517.980	519.884	2.392.665
5514210000	Dyed polyester staple fbrs, plain weavestaple fbrs<85%, cotton >170 g/m,dyed	55	37.125	1.402	173.637
5514220000	Dyed, 3 or 4-thread twill, incl. twillpolyester stpl fbrs<85%,cotton>170g/m2	53.246	95.807	329.203	568.427
5514230000	Oth dyed woven fabrics of polyesterstaple fibre<85%, cotton >170 g/m,dyed	87	13.519	893	94.871
5514290000	Oth woven fabrics<85% of fibresmixed weight >170g/m of cotton , dyed	50	96.302	997	849.636
5514300000	Woven fabrics of synth stple fibre<85%, cotton >170 g/m, diff color	2.257	88.803	11.321	545.149
5514410000	Printed polyester staple fibres, plainweave <85% of fbr, cotton >170 g/m	330	654	2.977	7.181
5514420000	Prnt 3-thread/4-thread twill,incl twlpolyester stple fbr<85%, cotton >170g/m	61.567	157.639	314.137	969.329
5514430000	Oth printd woven fabrics of polyesterstpl fbr <85%, cotton >170 g/m	404	21.415	7.469	121.161
5514490000	Other printed woven fabrics<85% suchfibres, weight >170 g/m of cotton	11.215	83.369	164.265	598.763
5515110000	Oth woven fabrcs of synth stple fbrs ofpolyester stpl fbr mixed w/viscose rayon	423.246	1.299.097	3.275.697	9.965.043
5515120000	Oth woven fabrcs of synth stple fbrs ofpolyester stpl fbr mixed w/m-made flmmt	21.347	79.384	117.017	254.594
5515130000	Oth woven fabrcs of synth stple fbrs ofpolyester stpl fbr mix w/wool/anml hair	3.036	46.474	52.652	630.273
5515190000	Other woven fabrics of synth stple fbrof other polyester staple fibres	94.068	294.625	717.054	2.800.932
5515210000	Oth wvn fbrcs of acrylic/modacrylicmixed/solely with man-made filament	99	2.676	1.558	131.282
5515290000	Oth wvn fbrcs of acrylic/modacrylic mixw/other than man-made filmnt/wool	230	65.944	3.198	442.336
5515910000	Oth woven fabrics mixed mainly/solelyman-made filaments	6.985	23.503	62.865	226.302



**I.3. IMPOR MENURUT KOMODITI / IMPORT BY HS COMMODITY**  
**\*\*\* APRIL / APRIL 2010 \*\*\***

HS	Uraian Komoditi Commodity Description	Berat Bersih / Net Weight (Kg)		Nilai / Value C.I.F (US\$)	
		Bulan ini Current Month	Kumulatif Cum.Jan. to date	Bulan ini Current Month	Kumulatif Cum.Jan. to date
5515990000	Oth woven fabrics mixed mainly/solelywith other than man-made flmnt/wool	27.837	85.334	199.496	638.460
5516110000	Unbleached/bleached woven fabrics ofartificial staple fibre;weight>=85%	109	69.548	180	215.478
5516120000	Dyed fbrcs of artificial staple fibre;weight>=85% of artificial staple fibres	18.926	55.102	177.622	551.426
5516130000	Woven fabrics of yarns of diff colorweight>=85% of artificial staple fibres	0	12.316	0	130.363
5516140000	Printed woven fabrics of yarns of diffcolor; wght>=85% of artificial staple fb	2.206	48.206	26.426	457.742
5516210000	Un/bleached woven fabrics of artificialstaple fibre mix m-m-f;weight<85%	18.220	61.087	230.550	777.310
5516220000	Dyed woven fabrics of artificialstaple fibre mix m-m-f;weight<85%	21.411	66.992	315.731	920.200
5516230000	Woven fabrics of yarn of diff colorartificial staple fibre;weight<85%	398	837	7.810	11.956
5516240000	Printed woven fabrics of artifcl staplefibre mixed with m-m-f;weight<85%	0	1.355	0	21.440
5516310000	Un/bleached woven fabrics of artificialstaple fibre mixed w/wool;weight<85%	51	7.449	1.127	15.011
5516320000	Dyed woven fabrics of artificial staplefibre mixed with wool;weight<85%	86	1.768	4.321	19.570
5516340000	Printed woven fabrics of staple fibremixed with wool;weight<85%	0	5	0	522
5516410000	Un/bleached woven fabrics of artificialstaple fibre mixed cotton;weight<85%	0	17.573	0	28.737
5516420000	Dyed woven fabrics of artificial staplefibre mixed with cotton;weight<85%	2.700	3.378	62.348	68.668
5516430000	Woven fabrics of yarn of diff colorsmixed with cotton;weight<85%	6.891	44.064	87.249	327.025
5516440000	Printed woven fbrcs of artifcl staplefibre mixed with cotton;weight<85%	801	15.330	7.904	184.045
5516910000	Other un/bleached woven fabrics of staple fbr mixed w/cotton;weight<85%	234	24.106	522	88.987
5516920000	Other dyed woven fabrics of artificialstaple fibre mixed cotton;weight<85%	4.078	39.098	45.322	406.295
5516930000	Oth woven fabric of yarn of diff colorsstaple fibre mixed cotton;weight<85%	78	387	866	11.202
5516940000	Other printed woven fabrics of artifclstaple fibre mixed cotton;weight<85%	17.198	83.105	227.669	782.516
5601100000	Sanitary towels & tampons, napkinsliners for baby&similar sanitary article	11.000	36.795	22.257	120.318
5601210000	Wadding & its articles of man-madefibres	200	654	2.624	14.223
5601221000	Wrapped cigarette tow of man-madefibres	303	55.821	4.310	483.154
5601229000	Other wrapped cigarette tow of man-made fibres	3.300	19.005	40.222	176.146
5601290000	Wrapped cigarette tow of other thanman-made fibres	86.260	211.266	1.255.794	1.533.352
5601301000	Polyamide fibre flock of waddingmaterial not exeeding 5 length.	736	21.246	6.849	131.689
5601309000	Textile flock & dust mill neps otherthan polyamide fibre flock;<=5 flock	502	14.252	5.516	243.499
5602100000	Needleloom felt & stitch-bonded fibrecovered/laminated.	39.426	121.371	354.177	966.145
5602210000	Oth felt of wool/fine animal hair,notimpregnated,coated,covered	526	2.257	12.743	59.697
5602290000	Oth felt of oth textile materials,notimpregnated,coated,covered	2.398	9.930	70.716	238.793
5602900000	Felt, oth thn needleloom&oth felt notimpregnated, coated, covered	50.531	112.492	224.805	529.315
5603110000	Non woven of man-made filament, notimpgrnated,cvred/lminated;wght<=25g/m	505.078	2.132.433	1.675.161	6.601.916
5603120000	Non woven of m-m-f, not imprgnated,covred/lminated; 25g/m<weight<70g/m	525.659	1.929.792	1.801.115	7.833.836
5603130000	Non woven of m-m-f, not imprgnated,covred/lminated; 70g/m<weight<150g/m	132.710	823.774	357.794	2.731.519
5603140000	Non woven of m-m-f, not imprgnated,covered/laminated; weight>150g/m	572.268	1.501.684	2.755.368	8.780.928
5603910000	Non woven of other, weight=<25g/m2	374.043	1.596.319	999.627	4.161.676
5603920000	Non woven of other25g/m2 < weighing =<70g/m2	240.836	851.225	817.980	3.186.245
5603930000	Non woven of other70g/m2 < weighing =<150g/m2	23.197	82.177	247.739	866.340
5603940000	Non woven of other, weight=<150g/m2	322.071	1.225.312	1.786.491	6.813.364
5604100000	Rubber thread & cord, textile coveredand the like head 5404/5405	102.408	428.104	433.234	1.698.884
5604900000	Oth thn rubber thread&cord, textilecovered&the like head 5404/5405	7.563	50.268	84.131	502.699
5605000000	Metalised yarn, whether/not gimped,metalised yarn, whether/not gimped,	11.915	47.440	91.897	350.379
5606000000	Gimped yarn, strip & the like of headigimped yarn, & strip & the like of headi	67.120	169.310	222.255	508.675
5607210000	Binder/baler twine of sisal/othertextile fibres of genus agave	2.811	83.027	35.963	121.893
5607290000	Othr binder/baler twine of sisal/othertextile fibres of genus agave	64.560	207.499	999.439	597.963
5607410000	Binder/baler twine of polyethylene/polypropylene	13.636	23.783	51.477	130.571
5607490000	Gimp yarn,oth thn binder/balertwine, of polyethyln/polypropyln	635.740	2.099.164	757.428	2.941.622
5607501000	V-belt cord of man-made fibres treatedresorcinol formaldehyde>=10000 dec	31.054	68.368	314.381	720.388
5607509000	V-belt cord of othr synth fbrcs treatedmeasuring more than 10,000 decitex	23.002	123.962	144.704	679.198
5607901000	Other gimped yarn, of artificialsfibres, like of heading 5404/5405	9.072	30.297	149.489	325.554
5607902000	Other gimped yarn, of abaca/othhard fibrs,like of heading 5404/5405	3.270	5.162	41.180	67.294
5607909000	Other gimped yarn, oth thn of abacaand artificials fibres	150.953	432.346	572.587	1.170.044
5608110000	Made up fishing net of man-made textilematerials	262.299	1.141.178	386.946	1.598.097
5608192000	Net bags of man-made textile material	28.416	91.751	72.604	276.983
5608199000	Knotted of twine,oth than man-madetexti. matr.,fishg net&net bags	34.220	69.941	124.921	286.865
5608900000	Other knotted of twine, cordage/ropemade up fishg net and oth	83.845	344.749	154.825	937.424
5609000000	Articles of yarn,strip/the like of head5404/5405,twine,cordage,rope/cable	109.247	323.392	254.991	897.790
5701100000	Articles of yarn,like of head. 5404/5405,of wool/fine animal hair	50	65	1.497	1.656
5701909000	Articles of yarn,like of head. 5404/5405,oth than cotton, oth text.matr.	656	8.270	9.164	15.698
5702200000	Floor covering of coconut fibres (coir)not tufted/flocked	5.363	40.657	6.871	43.659
5702310000	Floor cov of pile constrct of wool/fineanimal hair,not made up, not tufted/floc	0	6.019	0	115.414
5702320000	Floor cov of pile construct of man-madetext mat, not made up,not tufted/flocked	396	1.139	3.497	9.648
5702391000	Floor cov of pile construct of cottonnot made up, not tufted/flocked	68	4.861	273	15.208
5702399000	Floor cov of pile construct of othertextile materials, not made up,not tufte	5.049	5.177	14.369	16.195
5702420000	Oth floor cov.of pile constrct made up,of man-made textile matrsl	238.049	829.759	470.692	1.402.682
5702499000	Oth floor cov.of pile constrct made up,oth thn cotton&jute,oth textile matrsl	0	3.809	0	2.532
5702920000	Oth floor cov.not of pile constrct,made up,of man-made textl matrsl	16.509	50.150	18.558	102.274
5702991000	Oth flr cov.not of pile cnstrct,made upof cotton,oth textile matrsl	0	5.980	0	6.432
5702999000	Oth flr cov.not of pile cnstrct,made upoth thn ctnn&jute fibres,oth txtl mtrsl	2	2	3	3
5703100000	Carpet&oth txtl flr cov.,tufted, whthr/not made up,of wool/fine anim.hair	0	543	0	4.788
5703200000	Carpet&oth txtl flr cov.,tufted, whthr/not made up,of nyln/oth plyamid	123.741	481.668	295.595	1.170.341
5703300000	Carpet&oth txtl flr cov.,tufted, whthr/not made up,of oth man-md-txtl mtrsl	230.591	755.579	634.355	2.204.062
5703901000	Carpet&oth txtl flr cov.,tufted, whthr/not made up,of cotton,oth textile matrsl	19.331	23.534	24.291	34.393
5704100000	Tiles, having a surface <=0,3m,felt,notufted/flocked,made up/not	2.617	2.632	8.288	8.578
5704900000	Tiles, having a surface >0,3m,felt,nottufted/flocked,made up/not	366.364	1.245.335	479.898	1.636.307
5705100000	Oth carpet&oth txtl flr cov.,whthr/not made, of cotton	0	36.163	0	60.886
5705900000	Oth carpet&oth txtl flr cov.,whthr/not made,oth thn cotton&fibres	161.145	325.355	239.733	477.788
5801100010	Woven pile&chenille fbrc,of wool/fine animals hairs,melton cloth(tennis)	15.347	41.091	132.518	445.214

**I.3. IMPOR MENURUT KOMODITI / IMPORT BY HS COMMODITY**  
**\*\*\* APRIL / APRIL 2010 \*\*\***

HS	Uraian Komoditi Commodity Description	Berat Bersih / Net Weight (Kg)		Nilai / Value C.I.F (US\$)	
		Bulan ini Current Month	Kumulatif Cum.Jan. to date	Bulan ini Current Month	Kumulatif Cum.Jan. to date
5801100090	Woven pile&chenille fbrc,of wool/fine anml hairs,oth melton cloth(tennis)	0	25.262	0	125.815
5801210000	Uncut weft pile fabrics of cotton otherthan fabrics of head 5802/5806	684	9.422	5.436	109.863
5801220000	Cut corduroy of cotton oth than fabricof head 5802/5806	75.487	137.453	431.297	808.496
5801230000	Oth weft pile fabrics of cotton oth thnfabrics of head 5802/5806	18.574	28.708	106.230	149.041
5801240000	Warp pile fabrics, epingle(uncut) ofcotton othr than fabrics of head 5802/06	67	67	1.327	1.327
5801250000	Warp pile fabrics of cotton, cut, otherthan fabrics of head 5802/5806	2.694	21.401	26.750	177.233
5801310000	Uncut weft pile fbrcs of man-made fbsother than fabrics of head 5802/5806	0	10.054	0	80.302
5801320000	Cut corduroy of man-made fibres otherthan fabrics of head 5802/5806	296	21.238	1.264	110.411
5801330000	Oth weft pile fabrics of man-made fbrsother than fabrics of head 5802/5806	119	4.197	1.693	37.004
5801340000	Warp pile fbrcs, epingle(uncut) of man-made fbrs othr thn fbrc of head 5802/06	86	3.313	1.697	20.438
5801350000	Warp pile fabrics of man-made fbrs,cut,other than fabrics of head 5802/5806	8.388	64.832	69.963	561.171
5801360000	Chenille fabrics of man-made fribesother than fabrics of head 5802/5806	6.077	9.481	64.545	80.327
5801901000	Othr carpet & text floor covrng of silkthan fabrics of head 5802/5806	71	6.672	1.798	65.862
5801909000	Othr carpet & text floor covrng of oththan silk/fabrics of head 5802/5806	19.562	79.933	143.335	583.092
5802110000	Unbleachd terry towelling&smilar wovenfabrcs of cotton othr than head 5806	3.658	9.512	18.513	55.957
5802190000	Bleachd terry towelling&smilar wovenfabrcs of cotton othr than head 5806	58.147	75.912	402.763	592.647
5802200000	Terry towelling & imilar ofotr textilemat fbrcs of cotton othr than head 5806	191	1.968	856	14.434
5802300000	Tufted textile fabrics of cotton otherthan fabrics of head 5806	4.940	7.402	42.370	47.548
5803001000	Gauze, oth thn narrow fbrcs of heading58.06, of cotton	260	6.542	5.293	77.888
5803009000	Gauze, oth thn narrow fbrcs of heading58.06, oth thn cotton	6	6	849	849
5804101000	Tulles & other net fabrics of silk,notincl woven fabrics of head 6002 to 6006	1.919	6.200	121.789	226.948
5804102000	Tulles & other net fbrcs of cotton,notincl woven fabrics of head 6002 to 6006	46	4.339	3.179	88.456
5804109000	Tulles&oth net fbrc oth than silk/cottoninc woven fabrics of head 6002 to 6006	16.124	135.758	188.660	1.522.271
5804210000	Mechanically made lace of man-made fbrsexcl fabrics of head 6002 to 6004	18.365	91.295	777.521	3.125.089
5804290000	Mechanically made lace of oth textilemat. excl fabrics of head 6002 to 6004	40.354	140.197	920.721	2.981.072
5804300000	Mechanically hand-made lace excl.fabricof head 6002 to 6004	5.547	12.756	160.185	260.839
5805001000	Hand-woven tapestries of cotton, whetheror not made up	1.652	9.254	25.640	128.773
5805009000	Hand-woven tapestries of other thancotton, whether/ not made yp	26.579	74.028	65.856	143.237
5806101000	Woven pile fabrics of silk other thangoods of head 5807	8.726	24.097	65.335	129.074
5806102000	Woven pile fabrics of cotton otherthan goods of head 5807	2.139	12.107	44.097	193.835
5806109000	Woven pile fabrics of other than silk/cotton other than goods of head 5807	19.725	49.235	251.610	555.430
5806200000	Oth woven fabrics;weight>=5% of elasto-meric yarn/thread	218.569	640.200	3.074.294	9.201.349
5806311000	Narrow woven fabrics of cotton for mfgof inkd ribbon oth thn goods of head 580	972	5.435	24.701	90.784
5806312000	Backing for electrical insulating paperother than good of head 5807	777	2.766	16.402	60.354
5806313000	Slide fastener ribbons;width<=12mmother than good of head 5807	253	1.715	2.458	21.078
5806314000	Webbings used in covering piping, polesand the like but goods of head 5807	870	5.843	3.468	60.217
5806319000	Other woven fabrics excluding goods ofhead 5807	33.031	92.721	1.076.008	1.989.544
5806321000	Narrow woven fabrics of man-made fibresfor seat belt webb excl goods of head 58	101.453	403.373	616.165	2.707.188
5806322000	Slide fastener ribbon;width<=12mm of mfor seat belt webb excl goods of head 58	1.255	13.979	22.347	201.847
5806323000	Webbings used in covering piping, poles,other than good of head 5807	370	1.035	9.514	44.743
5806329000	Woven fbrcs of oth than cotton/man-madefbr other than goods of head 5807	308.011	854.625	3.356.263	7.128.625
5806391000	Woven fabrics of silk other than goodsof head 5807	3.484	5.397	36.965	63.934
5806399010	Woven fbrc for covering,piping, poles,other than goods of head 5807	10.210	19.414	156.237	221.858
5806399020	Narrow woven fabrics for mfg of ribbonstypewritr, no ink oth than good of head	3.273	14.971	70.097	258.113
5806399030	Narrow fabrics used for slide fastener;width<=12mm	0	3.276	0	19.301
5806399090	Narrow fabrics used for slide fastener;width>12mm	28.365	66.664	445.235	940.125
5806400000	Fabrics consist of warp without assblldby means of an adhesive	1.548	14.627	23.845	89.348
5807100000	Labels,badges, similar mat of woven,inpiece,strip,shape/size,not embroidere	252.255	975.365	4.141.020	13.085.498
5807900010	Labels,badges, similar mat of non wovenfbr in piece,strip,shape/size,not emb	25.229	50.344	376.636	719.303
5807900090	Labels,badges, similar mat of oth wovenfbr in piece,strip,shape/size,not emb	48.718	191.098	553.297	2.176.977
5808101000	Braid in the piece combined with rubberthreads, without embroidery, not knit/cr	22.982	27.294	83.986	176.579
5808109000	Braids not in the piece combined withthreads, without embroidery, not knit/cr	168.859	176.641	335.420	568.554
5808901000	Oth braids combined with rubber threadswithout embroidery, not knittd/crochetec	82.866	225.136	1.198.127	3.174.309
5808909000	Oth braid combined with oth than rubberthreads, without embroidery, not knit/cr	6.624	16.801	106.209	219.545
5809000000	Woven fabrics of metal thread & wovenfabrics of metallised yarn of head 5605	959	30.787	18.872	184.290
5810100000	Embroidery without visible ground,in piein strip motifs	67	515	3.569	22.270
5810910000	Embroidery of cotton, without visiblegorund in piece,in strip motifs	22.038	207.772	262.616	3.017.862
5810920000	Embroidery of man-made fibres, withoutvisible goround,in piece,in strip motifs	25.502	85.410	425.816	1.499.126
5810990000	Embroidery of other textile material,visible goround,in piece,in strip motifs	70.761	542.783	891.760	6.154.376
5811000000	Quilted textile prods in the piece,with mat aseembld othr than embrdry of 5	18.402	91.354	196.331	1.211.226
5901100000	Textile fabrics coated w/gum/amylaceused for covers books and the like	53.272	56.004	145.492	199.949
5901901000	Textile fabrics coated w/gum/amylacefor tracing cloth	3.343	6.030	50.715	67.709
5901902000	Textile fabrics coated w/gum/amylaceprepared painting canvas	9.755	15.074	28.827	41.204
5901909000	Textile fabrics coated w/gum/amylacefor other than tracing cloth/paintg c	21.413	111.717	132.721	559.640
5902101000	Chafar canvas type of nylon/oth poly-amides, high tenacity, rubberised	32.942	369.447	269.004	1.283.092
5902109000	Chafar canvas type of nylon/oth poly-amides, high tenacity, not rubberised	1.137.564	4.465.524	4.804.790	18.892.046
5902202000	Chafar canvas type of polyester, highnylon, tenacity, rubberised	25.773	27.417	205.252	231.205
5902209000	Chafar canvas type of polyester, highnylon, tenacity, not rubberised	491.064	1.918.025	2.070.362	7.963.090
5902900000	Tyre cord fabric of high tenacity yarn,oth thn nyln/oth polyamd&polystr	5.977	8.576	78.235	103.177
5903100000	Textile fabrics impregnat,coat,coverwith polyvinyl chloride	2.248.403	7.898.253	3.743.310	10.165.756
5903200000	Textile fabrics impregnat,coat,coverwith polyurethane	706.153	2.952.757	6.188.668	24.480.673
5903901000	Impregnated textile fbrcs of nylon canvcoated with plastics oth than of head 59	58.183	186.646	532.882	1.706.627
5903909000	Oth imprgntd text fbrc of oth than nyloncanvas coated w/plastic oth thn of head	222.947	1.187.851	2.536.712	9.759.995
5904100000	Linoleum, cut to shape/not,coatingapplied on textile backing	10	177	549	2.125
5904900000	Oth linoleum, cut to shape/not,coating applied on textile backing	1.480	1.735	13.779	16.676
5906100000	Adhesive tape;width<=20cm, oth than ofheading 5902	24.295	83.997	409.692	1.286.569
5906910000	Knitted/crocheted linoleum, whetherof not to shape	53.798	155.689	301.223	996.654
5906991000	Linoleum for hospital rubber sheeting,whether/not cut to shape.	137	495	2.731	5.290

**I.3. IMPOR MENURUT KOMODITI / IMPORT BY HS COMMODITY**  
**\*\*\* APRIL / APRIL 2010 \*\*\***

HS	Uraian Komoditi Commodity Description	Berat Bersih / Net Weight (Kg)		Nilai / Value C.I.F (US\$)	
		Bulan ini Current Month	Kumulatif Cum.Jan. to date	Bulan ini Current Month	Kumulatif Cum.Jan. to date
5906999000	Linoleum not for hospital rbr sheetinwhether/not cut to shape.	125.342	344.472	1.216.146	2.935.661
5907001000	Fabrics impregnated,coated/covered oilof oil-based preparation	160	38.640	19.654	116.034
5907003000	Textile fbrcs impregnated, coated/covrwith fire resistant chemical	1.302	1.828	10.081	15.173
5907004000	Fabrics imprgntd,coated/covered flockvelvet, the entire surface of textile fl	10.459	14.509	60.892	99.066
5907005000	Fabrics impregnated,coated/covered wax,bitumen/similar product	17.630	17.630	25.375	25.375
5907006000	Fabrics impregnated,coated/covered othematerials	111.783	332.913	168.469	502.412
5907009000	Othe textile fabrics not impregnated,covered with othe materials	7.693	31.000	152.792	587.314
5908001000	Wick; incandescent gas mantleswhether/not impregnated	4.948	22.585	5.691	41.541
5908009000	Textile oth than wick; incandescent gasmantles, whether/not impregnated	0	3.885	0	23.802
5909001000	Fire hoses and similar textile tubing	37.405	119.829	172.860	545.857
5909009000	Othe textile hosepipng & similartextile tubing	600	63.821	9.634	147.801
5910000000	Transmssn/convyr belts/belting,of textl matr, whether/not impregnated,	135.093	235.586	523.924	1.353.176
5911100000	Textile fabrics, felt&felt-lined wovencoated with rubber,leather/oth materi	48.931	274.752	755.459	3.398.055
5911200000	Bolting cloth, whether/not made up	6.476	31.241	92.116	390.331
5911310000	Textile fabrics&felts;weight< 650 g/m,in making/similar machinenery	3.986	30.237	791.263	3.310.855
5911320000	Textile fabrics&felts;weight>= 650 g/m,in making/similar machinenery	69.972	452.160	3.198.968	13.073.933
5911400000	Straining cloth of a kind used in oilr the like incl that of hair	2.185	4.163	46.768	90.488
5911901000	Textile packings & gaskets used inmaking/similar machinery	5.584	56.732	17.436	242.527
5911909000	Othe than textile packings & gasketsused in making/similar machinery	86.140	311.542	1.370.725	5.459.455
6001101000	Unbleached long pile, knitted/crocheted,mercerised	7.986	19.453	69.025	214.081
6001109000	Bleached long pile, knitted/crocheted,not mercerised	30.557	100.697	289.416	922.476
6001210000	Looped pile fabrics of cotton,knitted/crocheted	44.440	258.435	423.870	1.836.580
6001220000	Looped pile fabric of man made fibre,knitted/crocheted	107.794	261.836	722.066	1.791.373
6001290000	Looped pile fabric of oth textls matr,knitted/crocheted	8.438	71.116	81.471	491.030
6001910000	Oth pile fabrics, of cotton,knitted/crocheted	19.464	60.870	110.988	337.047
6001921000	Oth pile fabrics, of man made fibres,unbleached	142.576	253.432	850.621	1.835.287
6001929000	Oth pile fabrics, of man made fibres,oth than unbleached	155.627	600.176	1.256.524	4.472.256
6001991000	Unbleached fabrics of othe textilematerials,not mercerised	1.402	11.126	7.210	92.171
6001999000	Bleached fabrics of othe textilematerials,not mercerised	13.047	48.955	106.595	419.789
6002400000	Knit/croc fbrcs;weight>5% of elastomeyarn,no rubber thread, oth than of head	267.858	1.001.737	1.532.927	7.532.570
6002900000	Knit/croc fbrcs;weight<5% of elastomeyarn,no rubber thread, oth than of head	1.220.675	5.305.288	9.647.548	43.718.630
6003100000	Knit/croc fbrcs of wool/fine animalhair, width<=30cm oth than 6001/6002	0	70	0	3.470
6003200000	Knit/crocheted fabrics of cottonwidth<=30cm oth than 60.01/60.02	106.242	126.214	743.228	915.215
6003300000	Knit/crocheted fabrics of syntheticfibr, width<=30cm oth than 6001/6002	17.702	42.836	180.253	466.314
6003400000	Knit/crocheted fabrics of artificialwidth<=30cm oth than 60.01/60.02	781	2.808	15.790	56.498
6003900000	Othr knit/croc fabrics, width<=30cmoth than 60.01/60.02	38.198	66.634	277.623	642.018
6004101000	Knitted swimwear fabric;weight 80%synth yarn; 20% elastic yarn	300.194	1.723.122	2.684.503	14.975.311
6004109000	Knitt/crochet fabr,width<=30cmcon.>20%, oth thn of heading 6001	1.137.501	3.909.477	6.727.415	24.718.221
6004900000	Othe knitted/crocheted fabrics; width<=30cm othe than of heading 6001	231.546	812.304	3.217.686	8.578.350
6005210000	Warp knit fabrics of cotton othe thanof heading 60.01-60.04	14.771	28.319	102.731	228.937
6005220000	Dyed warp knit fabrics of cotton othethan of heading 60.01-60.04	103.999	194.826	648.406	1.348.227
6005230000	Warp knit fabrics of yarn of diff coloroth than of heading 60.01-60.04.	24.634	129.822	240.976	968.509
6005240000	Printed warp knit fabrics of cotton oththan of heading 60.01-60.04	28.728	63.653	260.957	563.208
6005311000	Wrp knit fbrc,of synthtc,bleach/no,swimwr,of polyester&polybutylene	12.988	66.349	99.914	539.575
6005319000	Wrp knit fbrc,of synthtc,bleach/no,oth thn swimwr,of polystr&polybutylin	226.482	702.240	1.884.113	5.740.685
6005321000	Warp knit fabr,of synthtc,dyed,swimwr,of polyester&polybutylene	46.118	175.228	307.298	1.522.712
6005329000	Warp knit fabr,of synthtc,dyed,oth thn swimwr,of polystr&polybutylin	75.483	504.307	842.854	4.748.506
6005331000	Wrp knit fbrc,of synthtc,yarn diff clr,swimwr,of polyester&polybutylene	0	123	0	1.745
6005339000	Wrp knit fbrc,of synthtc,yarn diff clr,oth thn swimwr,of polystr&polybutylin	86.359	315.843	940.168	3.747.002
6005341000	Warp knit fabr,of synthtc,printed,swimwr,of polyester&polybutylene	9.995	35.996	141.575	413.572
6005349000	Warp knit fabr,of synthtc,printed,oth thn swimwr,of polystr&polybutylin	0	20.814	0	36.911
6005420000	Dyed warp knit fabrics of artifcl fibroth than of heading 60.01-60.04.	64.938	212.688	512.298	1.469.991
6005430000	Warp knit fbrc of artfcl fbrs yarn ofdiff clr,oth than of heading 60.01-60.04	2.836	2.836	10.831	10.831
6005440000	Printed warp knit fabrics of artificialoth than of heading 60.01-60.04.	0	23.648	0	41.210
6005900000	Oth warp knit fabrics oth than ofheading 60.01-60.04	158.422	461.030	937.892	2.906.444
6006100000	Oth knit/crochtd fbrcs of wool/fineanimal hair oth than of head 6001-6004	108.253	199.266	947.913	1.461.856
6006210000	Oth knit/crochtd fbrcs of cottonoth than of heading 60.01-60.04.	69.394	151.703	470.286	1.114.405
6006220000	Oth dyed knit/crochtd fbrcs of cottonoth than of heading 60.01-60.04.	2.858.990	9.144.480	20.429.689	69.457.743
6006230000	Oth knit/crochtd fbrcs of yarn of difcolor oth than of heading 60.01-60.04	13.322	60.355	67.038	392.887
6006240000	Oth printed knit/crochtd fbrcs ofcotton oth than of heading 60.01-60.04.	60.197	404.892	526.377	3.548.001
6006311000	Oth warp knit fbrcs of nylon fibr meshfor as a backng material for mosaic tile	11.742	19.843	94.804	179.969
6006319000	Oth warp knit fbrcs of oth than ofheading 60.01-60.04.	241.295	869.663	2.678.084	8.719.143
6006321000	Dyed nylon fibre mesh for use as backngmat for mosaic tiles oth than head 6001-	279.466	774.252	2.140.634	5.399.287
6006329000	Oth dyed nylon fibres material formosaic tiles oth than head of 6001-6004	197.986	633.831	1.624.593	5.388.456
6006330000	Oth knittd/crochetd fabr synthtc,of yarn of diff colors	2.611	3.805	26.614	46.344
6006340000	Oth knittd/crochetd fabr synthtc,printed	27.774	216.334	250.953	1.961.119
6006420000	Oth dyed warp knit fabrics of artifi-cial fibres oth than of head 60.01-60.04	127.258	555.709	994.362	4.305.982
6006430000	Oth warp knit fabrics of yarn of difcolor oth than of heading 60.01-60.04	2.390	12.481	24.730	97.387
6006440000	Oth warp knit fabrics of artificialfibres printed oth than of head 60.01-60	0	7.665	0	71.911
6006900000	Oth warp knit fabrics oth than of artcial fibres oth than of head 6001-6004	260.389	967.320	1.815.095	6.499.379
6101200000	Male's wear of cotton oth than ofhead 61.03	1.226	126.872	30.150	972.556
6101300000	Male's wear of man-made oth thanof head 61.03	12	541	369	16.676
6101900000	Male's wear of oth textile materialoth than of head 61.03	4	245	158	765
6102200000	Female's wear of cotton,knitted/crocheted oth than of head 6104	1.729	3.465	24.684	67.038
6102300000	Female's wear of man-made fibres,knitted/crocheted oth than of head 61	99	749	6.600	24.490
6102900000	Female's wear of oth textile materials,knitted/crocheted oth than of head 61	9.755	10.040	25.510	26.704
6103100000	Mens/boys suits(oth thn swimwr)knitted/crocheted	0	25.132	0	302.809
6103220000	Male' ensembles of cotton	5.081	5.658	12.156	14.107

**I.3. IMPOR MENURUT KOMODITI / IMPORT BY HS COMMODITY**  
**\*\*\* APRIL / APRIL 2010 \*\*\***

HS	Uraian Komoditi Commodity Description	Berat Bersih / Net Weight (Kg)		Nilai / Value C.I.F (US\$)	
		Bulan ini Current Month	Kumulatif Cum.Jan. to date	Bulan ini Current Month	Kumulatif Cum.Jan. to date
6103290000	Men/boy ensembl of oth textls matrsls(oth thnswimwr)knitt/crochet	3.039	9.380	21.082	71.714
6103320000	Male's jackets & blazers of cotton	1.134	3.805	3.611	40.900
6103330000	Male's jackets & blazers of syntheticfibres	139	2.310	5.025	63.291
6103391000	Male's jackets & blazers of ramie,linenor silk	0	5.092	0	64.537
6103399000	Male's jackets & blazers of oth textilmaterials	18	3.232	77	31.943
6103410000	Male's trousers,bib&brace overall,breeches&shorts of wool/fine animal hair	0	4	0	775
6103420000	Male's trousers,bib&brace overall,breeches&shorts of cotton	1.617	24.386	17.674	188.042
6103430000	Male's trousers,bib&brace overall,breeches&shorts of synthetic fibres	1.257	3.983	56.501	137.625
6103490000	Men/boy trous,bib&brace overll,breech&short of oth textl matr,lknitt/crochet	178	1.795	4.680	17.673
6104130000	Female's suits of synthetic fibres	0	2	0	55
6104192000	Women/girl suits,of cotton synthtcfibres,of oth textl matr,lknitt/crochet	184	205	919	2.245
6104199000	Female's suits of oth textile material	5.383	30.890	27.120	315.756
6104220000	Female's ensembles of cotton	266	2.068	1.190	9.165
6104230000	Female's ensembles of synthetic fibres	4	22	168	803
6104290000	Womens/girls ensembles,of oth textl matr,lknitted/crocheted	0	153	0	6.513
6104320000	Female's jackets & blazers of cotton	1.777	9.059	6.453	62.809
6104330000	Female's jackets & blazers of syntheticfibres	221	2.000	5.724	50.937
6104390000	Women/girl jackets&blazers,of oth textl matr,lknitt/crochet	75	263	4.123	9.319
6104410000	Dresses of wool/fine animal hair, knitted/crocheted	0	7	0	1.453
6104420000	Dressed of cotton	23.055	65.505	112.023	341.841
6104430000	Dressed of synthetic fibres	4.376	16.569	33.397	166.868
6104440000	Dressed of artificial fibres	1.558	5.418	80.997	221.208
6104490000	Dresses of other textile materials	15.989	16.902	54.711	94.979
6104520000	Female's skirts & divided skirts ofcotton	1.317	8.450	18.480	53.697
6104530000	Female's skirts & divided skirts ofsynthetic fibres	1.944	12.931	16.582	63.053
6104590000	Women/girl skirts&devided skirts,of oth textl matr,lknitt/crochet	3.439	85.574	28.741	451.906
6104610000	Female's trousers, bib & brace overallsbreeches & shorts of fine animal hair	0	13	0	2.316
6104620000	Female's trousers, bib & brace overallsbreeches & shorts of cotton	186.814	655.912	565.845	2.123.051
6104630000	Female's trousers, bib & brace overallsbreeches & shorts of synthetic fibres	71.421	212.005	173.339	556.393
6104690000	Womn/girl trous,bib&brace overll,brh&short f oth textl matr,lknitt/crocht	3.359	6.287	26.084	126.387
6105100000	Male's wear of cotton, knitted/crocheted	24.349	71.148	341.329	1.416.033
6105201000	Male's wear of synthetic fibres, knittedor crocheted	2.716	9.116	116.913	340.865
6105202000	Male's wear of artificial fibres, knitteor crocheted	100	154	4.993	11.314
6105900000	Men/boy shirts of oth textls matrsls,knitt/crochet	15.609	15.910	92.954	111.322
6106100000	Female's wear of cotton, knitted/crocheted	91.632	242.222	352.822	1.182.697
6106200000	Female's wear of man-made, knittedor crocheted	29.313	83.097	120.468	360.593
6106900000	Womn/girl blous,shirt&shirtblous,oth textl matr,lknitt/crocht	47.268	116.636	417.870	1.106.185
6107110000	Male's underpants & briefs of cotton	11.503	45.463	167.805	578.385
6107120000	Male's underpants & briefs of man-madefibres	6.247	43.994	18.980	206.938
6107190000	Male's underpants & briefsof oth textls matrsls	994	4.020	4.376	24.895
6107210000	Male's nightshirts & pyjamas of cotton	8.062	24.600	35.042	92.882
6107290000	Male's nightshirt&pyjamasof oth textls matrsls	1.487	2.701	6.534	15.853
6107910000	Oth wear articles of cotton	20.991	153.876	39.890	340.347
6108110000	Female's slips & petticoats of man-made fibres	40	287	1.625	6.150
6108199090	Female's slips & petticoats oth thnsilk, of oth textls matrsls	453	995	24.414	48.524
6108210000	Briefs & panties of cotton	80.038	373.178	265.002	1.355.080
6108220000	Briefs & panties of man-made fibres	127.269	511.083	311.006	1.402.279
6108290000	Female's brief&pantie,knitt/crochetof oth textls matrsls	4.552	13.120	22.328	84.935
6108310000	Nightdresses & pyjamas of cotton	26.170	64.260	81.325	185.783
6108320000	Nightdresses & pyjamas of man-madefibres	47	12.560	2.090	35.600
6108390000	Female nightdress&pyjama,of othtextls matrsls,knitt/crochet	0	528	0	14.031
6108910000	Negliges, bathrobes, dressing gowns ofcotton	1.584	6.148	4.981	20.664
6108920000	Negliges, bathrobes, dressing gowns ofman-made fibres	317	1.823	8.176	27.025
6108990000	Oth famale wear,of oth textl matr,lknitted/crocheted	896	908	5.571	6.995
6109101000	Men/boys't-shirts, singlets & othvests, knitted/crocheted of cotton	48.603	157.089	717.706	2.072.989
6109102000	Women/girls't-shirts,singlets & othvests, knitted/crocheted of cotton	37.638	135.545	513.609	2.080.284
6109901000	Men/boys't-shirts,singlets & oth vestsknit./crocheted of ramie, linen/silk	0	9.785	0	52.534
6109902000	Men/boys't-shirts,singlets & oth vestsknitted/crocheted of oth materials	3.839	20.905	163.034	881.832
6109909000	T-shirt,singlet&oth vest,knitte/crochet,of oth txtl mtrl,oth thn f rami,linn&slk	13.361	67.238	141.540	1.033.967
6110110000	Jerseys,pullovers, cardigans, waistcoatof wool	21	157	1.206	19.328
6110120000	Jerseys,pullovers, cardigans, waistcoatof kashmir (cashmere) goats	0	10	0	1.460
6110190000	Jerseys,pullovers, cardigans, waistcoatof oths wool/fine animal hair	1.600	2.141	15.117	27.696
6110200000	Jerseys,pullovers, cardigans, waistcoatof cotton	120.783	393.817	907.777	2.947.495
6110300000	Jerseys,pullovers, cardigans, waistcoatof man-made fibres	5.225	23.019	161.127	633.078
6110900000	Jersey,pullover,cardign,waiscoat&similrarticle,knitt/crochet,of oth txtl mtrl	1.036	5.675	37.393	150.560
6111200000	Babie garment&clothing accessorie,knitt/crochet,of cotton	9.127	34.276	185.913	566.359
6111300000	Babie garment&clothing accessorie,knitt/crochet,of synthtc fibres	391	2.783	10.387	42.237
6111900000	Babie garment&clothing accessorie,knitt/crochet,of oth txtl mtrl	784	1.097	6.024	9.412
6112110000	Track suits of cottonknitted/crocheted	1	1	45	45
6112120000	Track suits of synthetic fibresknitted/crocheted	0	114	0	7.876
6112310000	Male's swimwear,of synthtc fibrs,knitted/crocheted	537	4.368	28.459	260.152
6112390000	Male's swimwear,of oth txtl mtrl,knitted/crocheted	0	79	0	2.565
6112410000	Female swimwear,of synthtc fibr,knitted/crocheted	1.221	10.540	68.425	493.255
6112490000	Female swimwear,of oth txtl mtrl,knitted/crocheted	80	110	2.341	3.592
6113001000	Diver wetsuit,made up of knitt/cochet,fabrics of heading 5903, 5906/5907	0	24.322	0	10.315
6113002000	Protective/safety garmnt fr worker,made-up of knitt/cochet,head 5903;5906;5907	2.625	16.453	10.539	118.231
6113009000	Oth garment,made up of knitt/crochetfabrics of heading 5903,5906/5907	5.979	15.625	74.572	168.889
6114200000	Oth garments, knitted/crocheted ofcotton	2.312	4.090	14.625	65.070

**I.3. IMPOR MENURUT KOMODITI / IMPORT BY HS COMMODITY**  
**\*\*\* APRIL / APRIL 2010 \*\*\***

HS	Uraian Komoditi Commodity Description	Berat Bersih / Net Weight (Kg)		Nilai / Value C.I.F (US\$)	
		Bulan ini Current Month	Kumulatif Cum.Jan. to date	Bulan ini Current Month	Kumulatif Cum.Jan. to date
6114300000	Oth garments, knitted/crocheted of man-made fibres	1.101	4.357	25.079	84.741
6114900000	Oth garments, knitted/crocheted of oth textile materials	361	87.834	9.713	879.949
6115100000	Panty hose & tights of graduated compression hosiery	0	1.477	0	19.658
6115210000	Panty hose & tights of synthetic fibres, single yarn < 67 decitex, elastic/rubber	22	5.222	1.100	30.355
6115220000	Panty hose & tights of synthetic fibres, single yarn > 67 decitex,	313	3.761	734	17.891
6115291000	Stockings, socks, sockettes of cotton single yarn < 67 decitex, elastic/rubber	45	3.437	706	17.867
6115299000	Panty hose & tights of oth than cotton elasticated/rubberised	7.183	11.566	50.369	67.197
6115309000	Women's full-length, knee-length hosiery of oth than cotton, single yarn < 67 dtex	321	2.025	15.430	28.484
6115940000	Oth stockings, socks, of wool/fine animal hair, single yarn < 67 decitex	47	131	2.667	7.824
6115950000	Oth stockings, socks, of cotton, single yarn < 67 decitex	4.422	28.047	50.362	351.296
6115960000	Oth stockings, socks, sockettes of synthetic fibres, single yarn < 67 dtex	741	7.719	32.914	106.049
6115990000	Oth stockings, socks, sockettes of oth textile materials, single yarn < 67 dtex	187	1.423	389	9.255
6116100000	Gloves, mittens, mitts, knitted, croch. impregn., coated/covered plastics/rubber	3.081	21.773	40.492	258.030
6116910000	Gloves, mittens, of wool/fine animal hair knit. not impregn. coat. plastics/rubbers	429	603	5.230	14.261
6116920000	Gloves, mittens, of cotton knitted, croch. not impregnated coated plastics/rubbers	471	39.205	10.132	75.179
6116931000	Gloves, mittens, of synthetic fibres knit. not impregn. coat. plastics/rubbers	45	45	2.241	2.241
6116939000	Gloves, mittens, of oth th synthetic fibres knit. not impregn. coat. plastics/rubbers	1.387	11.941	20.443	88.365
6116990000	Gloves, mittens, of oth textile materials knit. not impregn. coat. plastics/rubbers	0	597	0	2.768
6117101000	Shawls, scarves, mufflers, mantillas, & the like of cotton	383	8.017	4.266	57.606
6117109000	Shawls, scarves, mufflers, mantillas, & the like of oth textile materials	4.276	14.017	33.819	197.776
6117801100	Ties, bow ties & cravats of wool/fine animal hair	782	3.796	14.959	56.797
6117801900	Ties, bow ties & cravats of oth than wool/fine animal hair	2.135	6.042	20.132	62.409
6117809000	Oth accessories of oth than wool/fine animal hair	17.221	65.133	273.773	945.647
6117900000	Oth parts of garment	23.312	105.857	384.969	1.264.771
6201110000	Men/boys' overcoats, raincoats, car-coats, cloaks of wool/fine animal hair	730	976	13.849	19.423
6201120000	Men/boys' overcoats, raincoats, car-coats, cloaks of cotton	1.357	2.154	10.216	21.771
6201130000	Men/boys' overcoats, raincoats, car-coats, cloaks of man-made fibres	1.535	2.512	5.733	27.624
6201190010	Men/boys' overcoats, raincoats, car-coats, capes, cloaks of silk	1	782	25	4.161
6201190090	Men/boys' overcoats, raincoats, car-coats, cloaks of oth man-made fibres	878	2.566	3.124	13.213
6201910000	Men/boys' anorak, wind-cheaters/jackets of wool/fine animal hair	25	32	187	524
6201920000	Men/boys' anorak, wind-cheaters/jackets of cotton	227	15.373	10.492	115.987
6201930010	Men/boys' anorak, wind-cheaters/jackets of batik	39	39	2.520	2.520
6201930090	Men/boys' anorak, wind-cheaters/jackets of oth man-made fibres	557	4.445	20.612	131.979
6201990090	Men/boys' anorak, wind-cheaters/jackets of oth textile materials	154	633	9.037	20.145
6202110000	Women/girls' overcoats, raincoats, car-coats, capes of wool/fine animal hair	3.046	3.111	9.342	12.128
6202120000	Women/girls' overcoats, raincoats, car-coats, capes of cotton	290	1.849	17.217	77.113
6202130010	Women/girls' overcoats, raincoats, car-coats, capes of batik	0	1	0	33
6202130090	Women/girls' overcoats, raincoats, car-coats, capes of oth man-made fibres	187	1.656	10.187	59.177
6202190010	Women/girls' overcoats, raincoats, car-coats, capes of silk	0	72	0	1.939
6202190020	Women/girls' overcoats, raincoats, car-coats, capes of ramie	0	1	0	279
6202190090	Women/girls' overcoats, raincoats, car-coats, capes of oth textile materials	33	438	4.315	10.943
6202910000	Women/girls' anorak, wind-cheater/jackets of wool/fine animal hair	9	39	450	1.856
6202920000	Women/girls' anorak, wind-cheater/jackets of cotton	158	5.209	9.878	81.943
6202930090	Women/girls' anorak, wind-cheater/jackets of oth man-made fibres	20	1.065	1.096	47.777
6202990090	Oth female wear, of oth textile materials, oth than silk & ramie	58	58	3.135	3.135
6203110000	Men/boys' suits of wool/fine animal hair	14.940	30.636	50.772	107.786
6203120000	Men/boys' suits of synthetic fibres	771	1.583	24.319	46.693
6203191000	Men/boys' suits of cotton	13	631	54	9.985
6203199090	Male's suits, of oth textile materials, oth than silk & ramie, oth than cotton	0	96	0	9.184
6203220000	Men/boys' ensembles of cotton	0	741	0	1.905
6203290090	Male's ensembles, of oth textile materials, oth than silk & ramie	3	3	27	27
6203310000	Men/boys' jackets & blazers of wool or fine animal hair	4.342	12.231	32.059	152.681
6203320000	Men/boys' jackets & blazers of cotton	52.909	110.578	147.678	452.327
6203330000	Men/boys' jackets & blazers of synthetic fibres	35.974	60.432	149.640	361.476
6203390010	Male jacket & blazer, of oth textile materials, of silk	0	33	0	2.800
6203390090	Male jacket & blazer, of oth textile materials, oth than silk & ramie	252	1.089	16.828	62.317
6203410000	Trousers, bib & brace overall, breech & short, of wool/fine animal hair, male wear	52.705	100.559	158.418	379.125
6203421000	Men/boys' bib & brace overalls of cotton	230	2.296	4.772	45.778
6203429000	Men/boys' trousers of cotton	228.873	633.023	1.048.106	3.605.741
6203430000	Trousers, bib & brace overall, breech & short, of synthetic fibres, male wear	5.243	24.688	154.849	531.956
6203490010	Trousers, bib & brace overall, breech & short, of oth textile materials, of silk, for men/boys	0	9	0	23
6203490090	Trousers, bib & brace overall, breech & short, of oth textile materials, oth than ramie & silk, for men	4.505	12.430	95.275	191.847
6204110000	Women/girls' suits of wool/fine animal hair	0	360	0	1.764
6204120000	Women/girls' suits of cotton	0	6.940	0	34.990
6204130000	Women/girls' suits of synthetic fibres	10	43	386	1.975
6204190010	Female suit, of oth textile materials, oth than swimwear, of silk	1	22	10	1.573
6204190020	Female suit, of oth textile materials, oth than swimwear, of ramie	0	3	0	855
6204190090	Female suit, of oth textile materials, oth than swimwear, oth than silk & ramie	853	9.132	6.671	30.153
6204220000	Women/girls' ensembles of cotton	437	1.579	1.061	4.014
6204230000	Women/girls' ensembles of synthetic fibres	170	3.361	515	8.334
6204290090	Female ensemble, of oth textile materials, oth than swimwear, of silk & ramie	0	48	0	1.859
6204310000	Women/girls' jackets & blazers of wool/fine animal hair	9	128	692	10.792
6204320000	Women/girls' jackets & blazers of cotton	1.942	35.871	53.551	319.751
6204330000	Women/girls' jackets & blazers of synthetic fibres	3.555	11.566	42.054	156.210
6204390010	Female jacket & blazer, of oth textile materials, oth than swimwear, of silk	97	211	6.957	14.714
6204390090	Female jacket & blazer, of oth textile materials, oth than swimwear, of silk & ramie	389	1.452	25.335	92.870
6204410000	Dresses of wool/fine animal hair not knitted/crocheted	923	996	3.250	11.325
6204420000	Dresses of cotton	19.215	76.337	257.440	890.243

**I.3. IMPOR MENURUT KOMODITI / IMPORT BY HS COMMODITY**  
**\*\*\* APRIL / APRIL 2010 \*\*\***

HS	Uraian Komoditi Commodity Description	Berat Bersih / Net Weight (Kg)		Nilai / Value C.I.F (US\$)	
		Bulan ini Current Month	Kumulatif Cum.Jan. to date	Bulan ini Current Month	Kumulatif Cum.Jan. to date
6204430000	Dresses of synthetic fibres	19.636	91.564	120.653	491.136
6204440000	Dresses of artificial fibres	1.101	4.798	51.403	192.150
6204490010	Female dresses,of oth textl matr,oththn swimwear,of silk	811	2.873	63.605	166.354
6204490020	Female dresses,of oth textl matr,oththn swimwear,of ramie	0	5	0	1.303
6204490090	Female dresses,of oth textl matr,oththn swimwear,of silk&ramie	1.069	2.722	61.009	165.036
6204510000	Skirts & divided skirts of wool/fineanimal hair	1.909	1.984	7.347	11.011
6204520000	Skirts & divided skirts of cotton	16.463	46.433	152.549	459.657
6204530000	Skirts & divided skirts of syntheticfibres	5.929	17.286	33.526	143.710
6204590010	Feml skirt&dvde skrt, oth txtl mtrl,oththn swimwear,of silk	258	566	19.303	37.141
6204590020	Feml skirt&dvde skrt, oth txtl mtrl,oththn swimwear,of ramie	1	1	2	2
6204590090	Feml skirt&dvde skrt, oth txtl mtrl,oththn swimwear,of silk&ramie	4.477	7.393	44.385	108.587
6204610000	Women/girls' trousers,bib&brace overallbreeche,short of wool/fine animal hair	4	342	132	7.400
6204620000	Women/girls' trousers,bib&brace overallbreeches,shorts of cotton	83.600	326.222	585.564	2.482.276
6204630010	Women/girls' trousers,bib&brace overallbreeches,shorts of batik	88	88	2.003	2.003
6204630099	Oth women/girls' flyers coveralls	13.147	25.438	80.531	377.061
6204690010	Trouser,bib&brace overall,breech&short,of oth txtl mtrl,of silk, for womens/gir	146	265	9.878	16.703
6204690090	Trouser,bib&brace overll,breech&short,of oth txtl mtrl,oth thn silk&rami, wmn	63.365	68.450	299.679	431.366
6205200000	Men/boys' shirts of cotton	18.517	80.465	531.558	1.670.497
6205300000	Men/boys' shirts of man-made fibres	1.654	6.175	44.980	190.399
6205900010	Male's shirts,of oth textl matr,of silk	9	11	1.005	1.882
6205900020	Male's shirts,of oth textl matr,of ramie	0	9	0	1.523
6205900090	Male's shirts,of oth textl matr,oth thn silk&ramie	15.290	25.178	82.570	181.837
6206100000	Women/girls' blouses, shirts & shirts-blouses of silk/silk waste	381	4.006	26.969	228.820
6206200000	Women/girls' blouses, shirts & shirts-blouses of wool/fine animal hair	17.745	26.073	101.576	164.716
6206300000	Women/girls' blouses, shirts & shirts-blouses of cotton	39.122	198.879	454.533	1.922.664
6206400000	Women/girls' blouses, shirts & shirts-blouses of man-made fibres	40.539	130.536	289.115	923.398
6206900010	Female's wear,of oth textl matr,of silk	456	1.278	35.722	93.332
6206900090	Female's wear,of oth textl matr,oth thn silk&ramie	56.862	94.787	308.501	650.865
6207110000	Men/boys'underpants & briefs ofcotton	535	1.615	17.179	42.880
6207190000	Men/boys'underpants & briefs ofoth textile materials	1.717	6.012	9.102	27.676
6207210000	Men/boys' nightshirts & pyjamasof cotton	1.341	4.056	5.220	17.148
6207220000	Men/boys' nightshirts & pyjamasof man-made fibres	0	342	0	2.650
6207910000	Oth male wear,of cotton	17	23	734	1.010
6207990000	Oth male wear,of oth textl matr	7	7	150	150
6208110000	Women/girls' slips & petticoats of man-made fibres	1.954	1.954	4.460	4.460
6208190010	Female slip&petticoat,of oth textlmtr,of silk	0	1.875	0	36.612
6208190090	Female slip&petticoat,of oth textlmtr,oth thn silk&rami	2.192	2.673	6.671	10.571
6208210000	Women/girls' nightdresses & pyjamasof cotton	9.088	135.487	21.261	334.623
6208220000	Women/girls' nightdresses & pyjamasof man-made fibres	4.697	34.098	16.286	80.057
6208911000	Panties of cotton	13	190	215	3.278
6208919000	Women/girls' singlets of cotton	728	1.278	13.307	17.274
6208920000	Female wear of man-made fibres	158	297	3.453	6.226
6208991000	Female wear of oth textl matr,of wool or fine animal hair	38.170	43.340	117.855	136.046
6208999000	Female wear of oth textl matr,oth thnwool/fine animal hair	363	513	4.543	8.309
6209202000	Babies' t-shirts,shirts,pyjamas, napkins(diapers), & similar articles of cotton	4.151	16.336	41.368	142.980
6209209010	Babie garmnt&cloth accessri,of cotton,oth wear,suit,pant&similr articl	1.968	4.689	47.904	107.152
6209209090	Babie garmnt&cloth accessri,of cotton,oth wear,oth thn suit,pant&similr articl	936	3.629	25.056	76.531
6209301000	Babies' suits, pants & similar articles of synthetic fibres	230	947	3.385	23.176
6209302000	Babies' t-shirts,shirts,pyjama, napkins& similar articles of synthetic fibres	353	1.880	5.937	41.972
6209303000	Babies clothing access of syntheticfibres	26	743	677	22.105
6209900000	Babies garment&clothing accessories,of oth textiles materials	7.372	17.785	58.391	72.237
6210101000	Garmnt,made up of fabr of head 5602or 5603,protective works garments	248	595	6.905	27.232
6210109000	Garmnt,made up of fabr of head 5602or 5603,oth thn protective work garmnt	2	157	21	5.997
6210201000	Oth garmnt of subhead 620111-620119,protective works garments	0	1.942	0	5.166
6210209000	Oth garmnt of subhead 620111-620119,oth thn protective work garmnt	12.222	27.031	71.514	127.155
6210301000	Oth garmnt of subhead 620211-620219,protective works garments	1	1	16	16
6210309000	Oth garmnt of subhead 620211-620219,oth thn protective work garmnt	954	2.869	12.421	42.483
6210400000	Oth male garmnt,made up of fabr ofhead 5602;5603;5903;5906;5907	5.522	12.600	33.131	126.670
6210500000	Oth female garmnt,made up of fabr ofhead 5602;5603;5903;5906;5907	371	2.746	33.111	131.936
6211110090	Men/boys' swimwear of oth than batik	263	3.190	15.880	98.318
6211120090	Women/girls' swimwear of oth than batik	117	540	1.565	13.388
6211320000	Men/boys' track suits of cotton	34.991	59.501	51.403	88.909
6211330000	Oth garments, mens/boys,of man-made fibres	99	1.123	3.075	13.064
6211390000	Oth garments, mens/boys,of oth textile materials	29	119	1.509	5.675
6211420000	Oth garments, womens/girls,of cotton	2.026	2.915	40.004	67.055
6211439000	Oth garmnt,males,of man-made fibres,oth than surgical gowns	11.640	35.150	35.597	116.942
6211490000	Oth garmnt,males,of oth textilesmaterials	142	479	7.310	25.420
6212101000	Brassieres of cotton	3.225	26.431	60.168	136.734
6212109000	Brassieres of oth textile materials	304.700	1.135.746	1.101.658	4.464.616
6212201000	Girdles & panty-girdles of cotton	0	325	0	1.206
6212209000	Girdles & panty-girdles of oth textilematerials	90	418	9.015	18.337
6212301000	Corselettes of cotton	0	752	0	2.799
6212309000	Corselettes of oth textile materials	8	1.304	248	79.748
6212901000	Suspenders, garters of cotton	6	156	222	6.662
6212909000	Suspenders, garters of oth textilematerials	19.308	117.001	331.305	2.289.306
6213200010	Handkerchiefs, of cottonbatik	0	37	0	552
6213200090	Handkerchiefs, of cottonoth than batik	14.820	33.428	48.216	100.768
6213900099	Handkerchiefs of oth textile materials,oth thn of silk&batik	0	5.444	0	10.176

**I.3. IMPOR MENURUT KOMODITI / IMPORT BY HS COMMODITY**  
**\*\*\* APRIL / APRIL 2010 \*\*\***

HS	Uraian Komoditi Commodity Description	Berat Bersih / Net Weight (Kg)		Nilai / Value C.I.F (US\$)	
		Bulan ini Current Month	Kumulatif Cum.Jan. to date	Bulan ini Current Month	Kumulatif Cum.Jan. to date
6214100090	Shawls, scarves, mufflers, mantillas,veils'not batik of silk/silk waste	406	9.647	21.980	186.350
6214200000	Shawl,scarve,muffler,mantilla,veils &the like, of wool/fine animals hair	22	3.354	533	22.089
6214300090	Shawls, scarves, mufflers, mantillas,veils' not batik of synthetic fibres	6.400	22.521	25.913	88.012
6214400090	Shawls, scarves, mufflers, mantillas,veils' not batik of artificial fibres	146	901	7.554	41.991
6214900090	Shawls, scarves, mufflers, mantillas,veils'not batik of oth textile materials	2.040	4.788	21.118	64.254
6215100090	Ties, bow ties & cravats' not batik of silk/silk waste	344	3.197	24.745	107.113
6215200090	Ties, bow ties & cravats' not batik of man-made fibres	959	6.159	16.983	65.873
6215900010	Ties, bow ties & cravats of oth textiles materials, batik	11	36	306	583
6215900090	Ties, bow ties & cravats of oth textiles materials, oth thn batik	11	28	292	1.204
6216001000	Protective work gloves, mittens & mitts	1.661	19.359	10.336	60.029
6216009000	Oth gloves, mittens of oth textile materials	2.037	12.721	34.634	104.520
6217100000	Accessories of clothing access oth than of heading 62.12	68.963	252.124	653.304	2.654.801
6217900000	Parts of clothing access oth than of heading 62.12	42.766	176.047	7.265.617	10.592.320
6301100000	Electric blankets	21	27	172	848
6301300000	Blankets not electric and travelling rugs, of cotton	1.558	90.018	4.375	224.272
6301400010	Blankt(oth thn elctrc blankt)&travllng rug,of synthtc fibr,of nonwoven fabr	15	294	535	795
6301400090	Blankt(oth thn elctrc blankt)&travllng rug,of synthtc fibr,oth nonwoven fabr	24.128	60.841	66.409	267.087
6301900010	Oth blankets&travelling rugs,of nonwoven fabrics	0	143	0	3.574
6301900090	Oth blankets&travelling rugs,oth thn nonwoven fabrics	3.440	6.324	3.738	11.748
6302100000	Bed linen, knitted/crocheted	58	116	1.313	2.806
6302210000	Bed linen, printed of cotton	25.007	70.244	164.379	328.982
6302229000	Bed linen, printed of man-made fibres of woven fabrics	6	2.570	126	4.572
6302310000	Oth bed linen of cotton	28.015	160.008	28.697	411.055
6302321000	Oth bed linen of man-made fabrics of nonwoven fabrics	11.446	30.205	23.865	68.933
6302329000	Oth bed linen of man-made fabrics of woven fabrics	31.052	106.600	69.003	170.852
6302400000	Table linen, knitted/crocheted	0	250	0	1.263
6302510090	Oth table linen's not batik of cotton	45	22.289	522	91.794
6302530090	Oth table linen,of man-made fibres oth than batik	0	70	0	332
6302590090	Oth table linen not batik of oth txtl materials	0	5.316	0	11.896
6302600090	Toilet,kitchen linen,of terry towelling/similar terry, not batik, of cotton	88.601	324.294	165.737	683.120
6302910010	Oth bed linen batik of cotton	0	9	0	10
6302910090	Oth bed linen not batik of cotton	101.320	455.625	330.141	915.745
6302930090	Oth linen, of man-made fibres, oth thn batik	0	5.343	0	21.873
6302990000	Oth linen, of oth textile materials	6.949	74.370	55.320	433.789
6303120000	Curtain, blinds, valances, knitted/crocheted of synthetic fibres	22.546	22.822	154.000	160.327
6303199000	Curtain,knitted/crocheted,of oth textiles materials,oth thn cotton	9.189	15.911	29.636	93.375
6303920000	Curtain not knitted/crocheted of synthetic fibres	18.584	77.895	60.804	330.494
6303990000	Curtain not knitted/crocheted of oth textile materials	1.538	2.364	7.690	13.329
6304191090	Oth furnshng artcl,bedsprd,of cotton,oth thn knitt/crochett,oth thn batik	10.097	31.807	74.632	261.293
6304199090	Oth furnshng artcl,bedsprd,oth thn cttnonwn knitt/crochett,oth thn batik	0	7	0	274
6304911000	Oth furnshng artcl,oth thn bedsprd,kntt/crocheted, mosquito nets	29.664	36.412	57.804	124.399
6304919000	Oth furnshng artcl,oth thn bedsprd,kntt/crocheted, oth thn mosquito nets	152	1.417	182	3.239
6304920000	Oth furnshng artcl,oth thn bedsprd,notknitt/crochet,of cotton	0	6.905	0	47.139
6304930000	Oth furnshng artcl,oth thn bedsprd,notknitt/crochet,of synthtc fibres	408	5.899	1.290	30.622
6304990000	Oth furnshng artcl,oth thn bedsprd,notknitt/crochet,of oth txtl mtrl	0	959	0	5.844
6305101100	Sack&bag,oth bast fibr head 5303,new,of jute	652.001	2.840.862	684.668	2.888.272
6305101900	Sack&bag,oth bast fibr head 5303,new,oth thn jute	293	33.754	1.718	52.431
6305102100	Sack&bag,oth bast fibr head 5303,used,of jute	78.140	276.200	9.778	34.576
6305102900	Sack&bag,oth bast fibr head 5303,used,oth thn jute	4.449	4.707	10.998	12.822
6305200000	Sacks and bags, of cotton	5.548	11.012	78.289	152.929
6305321000	Flexible intermediate bulk containers of nonwovens	268	1.653	14.231	34.002
6305329000	Flexible intermediate bulk containers not knitted/crocheted	22	22	392	392
6305331000	Sack,bag of polyethylene/polypropylenestrip knitted/crocheted	0	3.208	0	24.626
6305332000	Sacks, bags of woven fabrics of strip or the like	0	10.029	0	22.529
6305339000	Sack,bag of polyethylene/polypropylenestrip not knitted/crocheted	9	1.190	140	3.776
6305391000	Oth sacks, bags of nonwovens of polyethylene/polypropilene	0	211	0	433
6305399000	Oth sacks,bags of not knitted/crocheted of polyethylene/polypropilene	1.498	2.687	12.212	35.166
6305909000	Oth sacks, bags	4	1.318	10	1.205
6306120000	Tarpaulins, awnings & sunblinds of synthetic fibres	145.896	821.649	236.139	1.447.669
6306191000	Tarpaulins, awnings & sunblinds of hemp of heading 53.04/coconut head. 53.05	86	86	934	934
6306199000	Tarpaulins, awnings & sunblinds of oth textile materials :	0	1.162	0	8.082
6306220000	Tents of synthetic fibres	22.866	47.516	72.332	129.804
6306299000	Tents of oth textiles materials oth than cotton	221	744	1.703	5.994
6306409000	Pneumatic mattresses oth than cotton	1.393	1.493	20.807	21.012
6306910000	Oth camping goods of cotton	959	959	2.502	2.502
6306991000	Oth camping goods of oth textile materials, non wovens	0	66	0	1.838
6307101000	Floor-cloths,dish-cloths,dusters, cleaning cloths of nonwovens	285	7.483	3.975	53.436
6307102000	Floor-cloths,dish-cloths,dusters, cleaning cloths of felts	0	83	0	3.497
6307109000	Floor-cloths,dish-cloths,dusters, cleaning cloths of not felts, woven	21.590	120.310	87.180	779.614
6307200000	Life-jackets and life-belts	3.041	25.251	43.519	241.634
6307903000	Umbrella covers in pre-cut triangular form	14.555	31.538	166.846	332.640
6307906000	Life harnesses	2.454	9.530	32.295	74.209
6307909000	Oth made up articles	47.233	244.762	420.517	4.348.719
6308000000	Sets consisting of woven fabric & yarn	9	56	43	884
6309000000	Worn clothing & oth worn articles.	4.903	13.451	2.991	12.187
6310101000	Used/new rags, sorted	391	391	6.331	6.331
6310109000	Scrap twine, cordage, rope and cables worn out articles of those, sorted	20.428	42.049	147.723	321.407
6310901000	Used/new rags, unsorted	3.900	3.933	30.704	31.022

**I.3. IMPOR MENURUT KOMODITI / IMPORT BY HS COMMODITY**  
**\*\*\* APRIL / APRIL 2010 \*\*\***

HS	Uraian Komoditi Commodity Description	Berat Bersih / Net Weight (Kg)		Nilai / Value C.I.F (US\$)	
		Bulan ini Current Month	Kumulatif Cum.Jan. to date	Bulan ini Current Month	Kumulatif Cum.Jan. to date
6310909000	Scrap twine, cordage, rope and cables worn out articles of those, unsorted	2.048	28.828	14.286	201.930
6401100000	Waterproof footwear incorp. protectivemetal toe-cap with outer soles, rubbers	29.125	30.339	57.932	63.826
6401920000	Waterproof footwear, covering the anklebut not cover the knee,with outer soles	652	16.160	1.012	42.313
6401990000	Oth waterproof footwear with outer soleplastic by stitching, riveting, nailing	25.246	167.123	53.532	330.529
6402190000	Sports footwear with outer soles,rubberor plastics	273.148	776.541	1.831.704	5.928.332
6402200000	Footwear with upper straps/thongs assembled to the sole by means of plugs	206	749	2.202	8.557
6402911000	Oth footwear covering the ankle,diving boots	513	2.091	9.848	10.411
6402919000	Oth footwear covering the ankle,oth than diving boots	8.015	63.792	61.382	298.038
6402990000	Footwear not covering the ankle withouter soles, rubbers, plastics	1.082.685	3.186.872	2.032.885	6.556.563
6403120000	Ski-boots, cross-country ski footwear & snowboard boot, outer soles,leathers	11	11	400	400
6403191000	Sports footwear fitted with studs, bar& the like,foot ball,running,golf shoes	1.288	4.325	18.442	95.505
6403199000	Sports footwear not fitted with studs,bar & the like	33.299	124.661	706.874	2.302.624
6403200000	Footwear,outer soles of leather, uppersof leather straps accross,instep big toe	69	885	2.238	18.876
6403400000	Footwear,incorp. a protective metal toecap base/platform of wood	136.389	363.259	1.174.203	3.118.177
6403510000	Oth footwear with outer sole of leathercovering the ankle	34	650	1.172	5.770
6403590000	Oth footwear with outer sole of leatheroth thn covering the ankle	6.706	37.347	40.394	228.192
6403910000	Oth footwear covering the ankle	1.834	4.866	9.596	103.441
6403990000	Oth footwear oth thn covering the ankle	31.764	136.976	677.475	2.762.154
6404111000	Footwear with outer sole f rubbr/plastcsprt footwr fitt w spik, cleat/the like	280	2.941	8.472	59.883
6404119000	Footwear with outer sole f rubbr/plastcsprt footwr fitt w/o spik, cleat/th like	51.425	189.362	886.448	2.826.638
6404190000	Sports footwear for oth purposedwith outer incl. textile materials	89.866	392.171	800.738	3.129.062
6404200000	Footwear with outer soles of leather/composition leather	2.931	7.768	41.440	129.125
6405100000	Oth footwear, with uppers of leather/composition leather	534	11.590	150.736	662.293
6405200000	Oth footwear,with uppers of oth textilematerials	720	5.272	21.736	118.367
6405900000	Oth footwear	72.456	261.417	347.502	1.321.377
6406101000	Uppers & parts thereof, oth than stiffeners of metal	94.199	250.127	370.253	836.260
6406109000	Uppers & parts thereof, oth than stiffeners of oth than metal	183.106	667.153	2.543.346	7.012.787
6406200000	Parts of footwear with outer soles &heels, of rubber/plastics	559.231	1.868.763	2.066.529	7.709.326
6406910000	Parts of footwear of wood	217	1.357	860	16.314
6406991100	Oth part of footwear of oth materialsof iron/steel	93.431	126.833	1.091.718	1.400.583
6406991200	Oth part of footwear of oth materialsof copper	1	101	4	658
6406991900	Oth part of footwear of oth materialsoth thn iron/steel, copper	76.349	221.463	391.938	1.169.864
6406992100	Oth part of footwear of oth materialsof rubber/plastic in-soles	45.644	135.566	156.295	493.718
6406992900	Oth part of footwear of oth materialsof rubber/plastic out-soles	3.331	19.493	38.164	183.583
6406999000	Oth parts of footwear	197.269	539.138	2.428.451	5.368.942
6501000000	Hat-forms,bodies,hood of felt,not blockshape, not brims, plateoux, manchons	0	1.087	0	31.352
6502000000	Hat-shapes, plaited,by assembling stripof any material, no block shape,lined	0	15	0	581
6504000000	Hats,oth headgear/plaited,by assemblingstrips of any material, trimmed/not	2.508	12.999	24.770	77.434
6505100000	Hat&oth headgear, knitt/crochet,hair-nets	15.652	60.921	266.914	902.389
6505900000	Hat&oth headgear, knitt/crochet,oth than hair-nets	11.290	44.868	165.649	580.510
6506101000	Protective helmets for motorcyclistswhether/not lined/trimmed	15.786	145.289	51.264	562.826
6506102000	Industrial safety helmets, oth thansteel helmets whether/not lined	6.910	34.046	42.802	197.136
6506103000	Steel helmets	0	13	0	33
6506109000	Oth safety headgear	57.609	104.828	269.107	543.280
6506910000	Oth headgear of rubber/of plastics	2.915	19.397	18.167	100.817
6506991000	Nonwoven disposable headgear of othmaterials	1	133	68	1.908
6506999000	Nonwoven oth than disposable headgearof oth materials	3.192	34.128	72.385	206.313
6507000000	Head-band,lining,cover,hat foundation,hat frame,peak&chinstrap,for head-gear	35.009	87.221	135.860	422.634
6601100000	Garden/similar umbrellas	5.085	118.885	12.196	237.567
6601910000	Umbrellas having a telescopic shaft	17.977	183.469	53.093	433.787
6601990000	Umbrellas not having a telescopic shaft	114.622	1.159.008	165.829	1.513.119
6602000000	Walking-sticks, seat-sticks, whips,riding crops & the like.	1.660	13.326	7.864	37.154
6603200000	Umbrella frames, including framesmounted on shafts (sticks)	30.534	193.833	31.544	251.576
6603901000	Parts for articles of heading 66.01	65	36.499	5.482	57.168
6603902000	Parts for articles of heading 66.02	8.671	8.671	3.714	3.714
6701000000	Skin&oth part f bird w their feathr/down, feathr/down,feathr,part of feathrs	12.770	21.756	72.232	102.260
6702100000	Artificial flower, foliage,fruit, partsof plastics	54.360	170.144	106.808	355.218
6702900000	Artificial flower, foliage,fruit, partsof oth materials	64.775	166.726	176.009	422.285
6703000000	Human hair, dressed, thinned,bleached,othwise worked for wigs/the like	1.422	33.180	64.536	3.498.824
6704110000	Complete wigs of synthetic materials	4.150	4.796	80.027	90.479
6704190000	False beards, eyebrows,eyelashes,switches of synthetic materials	945	18.931	2.920	139.373
6704200000	Wigs, false beards, eyebrows,eyelashes,of human hair	0	328	0	26.193
6704900000	Wigs, false beards, eyebrows,eyelashes,of oth materials	966	6.827	51.428	121.963
6801000000	Setts, curbstones & flagstones, ofnaturals stone (except slate)	190.014	457.452	31.786	104.187
6802100000	Tiles, cubes,similar articles, square<7 cm, art. colored, chipping & powder	42	10.370	406	17.749
6802210000	Marble, travertine & alabaster, simplycut/sawn a flat/even surface	1.216.455	3.389.527	687.491	2.585.807
6802230010	Oth monumntl/buildng ston&artcl thereof,granite polished slabs	1.507.899	4.303.968	572.578	1.416.154
6802230090	Oth monumntl/buildng ston&artcl thereof,granite oth thn polished slabs	23.693	110.984	8.941	34.575
6802290000	Monumental/building stone, simplycut/sawn a flat/even surface	33.423	202.812	8.191	56.460
6802910000	Marble, travertine & alabaster, futherworked	597.744	2.679.769	195.284	866.681
6802930000	Granite further worked	732.921	2.459.478	127.616	768.884
6802990000	Monumental/building stone, furtherworked	204.315	434.218	60.945	160.521
6803000010	Slate(work&article/of agglomerat)slabs/roofing slates	0	111.947	0	66.706
6803000090	Slate(work&article/of agglomerat)oth thn slabs/roofing slates	60.004	60.582	14.040	19.323
6804100000	Millstones & grindstones for milling,grinding/pulping	608.755	1.853.035	912.938	3.446.932
6804210000	Millstones, grindstones, grinding ofagglomerated synthetic/natural diamond	110.999	454.272	372.576	1.272.464
6804220000	Oth millstone,grindstone,grinding wheel&the like of oth agglomerat abrasv/ceramac	465.201	2.586.826	2.229.049	7.697.931
6804230000	Oth millstone,grindstone,grinding wheel&the like of natural stone	214.824	848.890	320.286	1.325.833



**I.3. IMPOR MENURUT KOMODITI / IMPORT BY HS COMMODITY**  
**\*\*\* APRIL / APRIL 2010 \*\*\***

HS	Uraian Komoditi Commodity Description	Berat Bersih / Net Weight (Kg)		Nilai / Value C.I.F (US\$)	
		Bulan ini Current Month	Kumulatif Cum.Jan. to date	Bulan ini Current Month	Kumulatif Cum.Jan. to date
6804300000	Hand sharpening/polishing stones	248.919	1.122.842	191.547	750.794
6805100000	Natural, art. abrasive powder,grain on a base of woven textile fabric only	214.704	753.104	880.826	2.969.272
6805201000	Polishing discs on base of paper/paperboard only	5.105	17.569	44.251	137.299
6805209000	Oth natural abrasive on base of paper or paperboard only	232.892	789.372	575.340	1.702.811
6805300010	Abrasiv powder/grain,natural/artificial,base of oth materl, polishing discs	45.272	118.841	192.568	512.117
6805300090	Abrasiv powder/grain,natural/artificial,base of oth materl,oth thn polish disc	68.082	364.844	309.040	1.203.072
6806100000	Slag wool, rock wool & similar mineralwools, in bulk, sheets/rolls	611.320	2.801.049	706.936	3.240.586
6806200000	Exfoliated vermiculite, expanded clays,foamed slag,similar exp.mineral mtrials	8.232	113.565	6.490	303.457
6806900000	Insulating, sound-insulating/sound-absorbing mineral materials	670.418	1.603.678	2.179.526	4.121.077
6807100000	Articles of asphalt/of similar material in rolls	424.221	1.451.743	299.655	865.972
6807900000	Oth articles asphalt/similar material	486.968	1.611.631	382.094	1.169.452
6808000000	Panels, boards, tiles, & similar art.of vegetable fibre, agg with cement etc	359.116	919.561	177.038	557.902
6809110000	Boards, sheets faced, reinforced withpaper/board only	1.184.401	3.121.621	201.912	545.430
6809190000	Board, sheet not faced, reinforced withpaper/board only	1.391.977	6.309.795	264.788	1.309.543
6809909000	Articles of plaster/of compositionsbased on plaster oth than dental moulds	1.149	81.389	6.465	84.085
6810110000	Tile,flagstone,brickssimilar articlebuilding blocks & bricks	276.502	1.300.870	72.894	271.417
6810190000	Tile,flagstone,brickssimilar articleoth thn building block&brick	43.715	283.822	215.722	1.050.909
6810910010	Prefabrcat structrl componnt for build/civil engineering concrete building pile	472.800	2.745.576	9.267	404.284
6810990090	Oth prefabricated structural component	1.069	50.632	4.225	70.896
6811400000	Article of cemnt,cellulosefibr/the likecontaining asbestos	54.490	902.477	17.679	193.679
6811820000	Article of cemnt,cellulosefibr/the likeoth sheet,panel,tile&similar article	493.742	2.284.837	103.364	636.010
6811830000	Article of cemnt,cellulosefibr/the liketubes, pipes and tubes/pipe fittings	2.061	4.020	18.315	26.096
6811890000	Oth article of cement,cellulosefibr/the like	127.138	132.611	140.663	201.906
6812801000	Cloth&accessori,paper,millboard&felt,fabricated crocidolite fibres	129	712	504	6.016
6812809000	Oth thn cloth&accessori,millboard&felt,paper,fabricated crocidolite fibres	87.596	352.384	1.042.229	3.531.772
6812910000	Oth fabricat asbestos fibres;mix with aasbestos,cloth&accessr,footwear&headgear	141	2.093	2.175	29.967
6812920000	Oth fabricat asbestos fibres;mix with aasbestos,paper,millboard&felt	18.438	67.670	39.541	83.714
6812930000	Oth fabricat asbestos fibres;mix with aasbstos,compres fbrs joint,in sheet/roll	21.097	164.842	29.443	223.321
6812991000	Oth fabricat asbestos fibres;mix with aasbests,cloth&accessori,paper,millboard	0	2.451	0	11.289
6812999000	Oth fabricat asbestos fibres;mix with aasbestos,oth woven/knitted fabrics	65.042	319.680	171.828	642.237
6813200000	Friction material and articles thereofcontaining asbestos	5.128	40.138	73.758	201.239
6813810000	Friction material&article thereof notcontaining asbestos brake lining&pad	64.818	402.509	727.818	3.488.985
6813890000	Friction material&article thereof notcontaining asbestos oth brake lining&pad	196.200	647.610	1.273.890	5.146.084
6814100010	Worked mica & articles of mica, agglomerated,sheets,strips, simply cut to shape	3.133	29.360	22.225	144.219
6814100090	Oth worked mica & articles of mica,agglomerated, reconstituted	72	19.091	1.339	82.577
6814900010	Worked mica & articles of mica, in rolls& pieces, simply cut to shape	4.562	6.643	9.608	38.774
6814900090	Oths worked mica & articles of mica	249	1.489	2.489	8.187
6815101000	Yarn/thread non-electrical articlesgraphite/carbon	1.473	4.288	11.507	43.566
6815102000	Bricks, paving slabs, floor tiles, etcnon electrical articles graphite/carbon	26.000	90.163	10.400	46.876
6815109000	Oth non electrical articles graphiteor carbon	17.779	53.409	262.388	473.312
6815200000	Articles of peat	0	1.049	0	2.600
6815910000	Articles of stone, contents magnesite,dolomite/chromite	16.000	16.522	24.800	30.084
6815990000	Oth articles of stone,oth thn contentmagnesite,dolomite/chromite	7.720	26.105	85.959	276.025
6901000000	Bricks,blocks,tiles & oth ceramic goods of siliceous fossil meals/of similar	48.009	73.790	139.186	437.043
6902100000	Goods of siliceous cont by weight,singly/together mg,ca,cr > 50%	1.989.800	7.031.034	1.854.464	6.797.829
6902200000	Goods of siliceous cont by weight,singly/together alumina,silica > 50%	919.853	8.823.941	460.819	13.073.695
6902900000	Goods of siliceous cont by weight, ofoth metals compound	5.509.891	14.838.076	6.196.487	17.542.939
6903100000	Oth refractory ceramic goods cont byweight, graphite/carbon > 50 %	13.971	77.413	102.630	411.564
6903200000	Oth refractory ceramic goods cont byweight, alumina/silica > 50%	194.694	1.236.506	143.016	1.365.955
6903900000	Oth refractory ceramic goods cont byweight, oth metal compound > 50%	206.703	1.307.496	764.039	3.237.106
6904100000	Ceramics building bricks	0	37.853	0	21.428
6904900000	Flooring blocks, support/filler tiles& the like	20.147	21.080	11.996	19.648
6905100000	Roofing tiles of ceramic	35.230	82.463	14.116	44.124
6905901000	Lining bricks for ball millslining bricks for ball mills	0	105	0	1.066
6905909000	Chimney-pots,cowls,chimney liners, architectural ornaments & oth ceramic constr	10	1.124	98	19.439
6906000000	Ceramic pipes, conduits, guttering,pipefittings.	361	1.386	1.505	12.844
6907100000	Tile,cube&similar article,whether/notrectangular,circle <7cm	733	19.509	17.664	24.898
6907900000	Oth thn tile,cube&similar article,whether/not rectangular,circle<7cm	9.128.472	42.365.174	2.681.095	12.325.661
6908100000	Oth thn tile,cube&similar article,whether/not rectangular,circle>=7cm	158.436	158.734	54.186	55.486
6908901000	Oth thn tile,cube&similar articl,whethr/not rectangular,circle>=7cm,plain tile	3.675	215.138	7.979	77.308
6908909000	Oth tiles	2.459.070	11.460.651	612.451	3.394.201
6909110000	Ceramic wares for laboratory, chemicalor oth technical of porcelain/china	203.761	698.304	337.019	991.313
6909120000	Ceramic wares having a hardness >= 9the mohs scale	119.426	787.330	230.363	1.061.956
6909190000	Oth ceramic wares for laboratory,chemical/oth technical uses	26.039	118.983	50.869	676.267
6909900000	Ceramic trough,tub,used in agricultureceramic pots, jars for packing of goods	15.127	28.384	21.260	107.790
6910100000	Ceramic sinks, wash basins, wash basinof porcelain/china	357.632	1.983.508	308.430	1.666.566
6910900000	Ceramic sinks, wash basins, wash basinof oth than porcelain/china	93.141	260.820	91.072	300.419
6911100000	Tableware & kitchenware of porcelain/china	1.659.431	6.461.956	610.082	2.647.072
6911900000	Oth household, toilet articles ofporcelain/china	11.540	53.188	11.429	56.773
6912000000	Tableware & kitchenware, oth householdtoilet art, oth than porcelain/china	119.955	332.020	73.496	281.755
6913100000	Statuettes & oth ornamental ceramic art.of porcelain/china	66.030	194.635	47.335	139.708
6913900000	Statuettes & oth ornamental ceramic art.of oth than porcelain/china	24.190	87.206	50.198	124.854
6914100000	Oth ceramic articles of porcelain/china	35.483	124.493	44.252	113.117
6914900000	Oth ceramic articles of oth thanporcelain/china	31.330	65.878	97.665	325.492
7001000000	Cullet & oth waste & scrap of glass;glass in the mass.	6.179.980	18.077.023	398.638	1.153.601
7002100000	Glass in balls	5	243.481	16	47.557
7002200000	Glass in rods	173	316	185	2.051
7002311000	Fused quartz/oth fused silica forvacuum tubes	463	1.654	120.591	140.427

**I.3. IMPOR MENURUT KOMODITI / IMPORT BY HS COMMODITY**  
**\*\*\* APRIL / APRIL 2010 \*\*\***

HS	Uraian Komoditi Commodity Description	Berat Bersih / Net Weight (Kg)		Nilai / Value C.I.F (US\$)	
		Bulan ini Current Month	Kumulatif Cum.Jan. to date	Bulan ini Current Month	Kumulatif Cum.Jan. to date
7002319010	Fused quartz/oth fused silica forenamel glass	3	1.200	387	45.488
7002319090	Glass in ball,tube of fused quartz/othfuse silca,oth thn boro silict glas tube	40.702	332.399	80.521	395.354
7002329010	Glass having a linear coefficient 0-300celcius for venamel glass	298.223	1.541.391	589.184	2.963.650
7002329090	Glass having a linear coefficient 0-300celc oth thn vacum/boro silict glas tube	11.916	34.312	285.031	632.526
7002391000	Oth transparent neutral glass forvacuum tubes	25	2.622	4.780	16.889
7002399010	Oth transparent neutral glass for enamelglass	0	48	0	388
7002399090	Oth glass having linear coeff. 0-300coth thn vacum&boro silict glas tube	20.660	132.637	42.059	227.300
7003121000	Optical colored glass, not opticallyworked	1.058	61.292	28.714	625.955
7003122000	Non wired sheets,in squares/rectangularshape incl.1,2,3,4 corners cut, colored	4	108.436	46	68.636
7003129000	Oth non-wired sheets colored glass	221.033	388.704	67.953	117.559
7003199000	Oth non-wired sheets not colored glassor profiles	1.111.968	5.117.311	461.870	1.632.988
7003200000	Cast glass and rolled glass,wired sheets	0	44.390	0	36.952
7003300000	Cast glass and rolled glass,profiles	0	34	0	36
7004201000	Optical drawn,blown glass,not opticallyworked opacified, flashed, absorbent	0	14	0	430
7004209000	Optical drawn, blown glass, opticallyworked,flashed,opacified, absorbent	172.622	355.078	172.260	275.559
7004909000	Oth optical drawn,blown glass,opticallyworked,flashed,opacified, absorbent	792.500	1.690.962	234.004	517.265
7005101000	Optical float glass,not optically worked,flashed,opacified, absorbent	0	24.145	0	27.012
7005109000	Float glass in sheet, optically workedflashed, opacified, absorbent	161.583	1.217.217	95.621	514.912
7005211000	Oth non-wired glass, colored, opacifiedoptical glass, not optically worked	20.625	1.230.397	8.903	558.528
7005219000	Oth non-wired glass, colored, opticallyworked, flashed, opacified	18.553	627.419	8.157	233.453
7005299000	Oth non-wired glass, not colored,optically worked	2.590.499	5.085.550	744.670	1.748.081
7005300000	Float glas&surface ground/polish glas,wired glass	0	10	0	617
7006001000	Optical glass, not optically workedfor glass of heading 70,03,70.04,70.05	0	3.501	0	14.396
7006009000	Optical glass, optically worked forglass of heading 70,03,70.04,70.05	106.194	463.464	131.344	488.794
7007111000	Toughened (tempered) safety glasssuitable for vehicles of chapter 87	71.005	297.603	307.530	1.320.825
7007114000	Toughened (tempered) safety glass suitable for ships,boats,floating chapter 89	2.533	4.051	2.647	19.869
7007191000	Toughened (tempered) safety glass suitable for earth moving machinery	211	6.999	2.873	23.404
7007199000	Toughened (tempered) safety glass suitable for oth machinery	28.620	160.415	54.128	344.647
7007211000	Laminated safety glass suitable forvehicles of chapter 87	36.785	144.071	111.742	517.915
7007212000	Laminated safety glass suitable foraircraft/spacecraft of chapter 88	0	58	0	10.412
7007291000	Laminated safety glass suitable forearth moving machinery	55	272	700	5.408
7007299000	Laminated safety glass suitable foroth machinery	140	6.046	4.511	111.886
7008000000	Multiple-walled insulating units ofglass.	135.817	479.654	189.775	604.458
7009100000	Rear-view mirrors for vehicles	126.493	618.739	986.548	4.694.737
7009910000	Glass mirros, unframed	208.504	519.955	858.802	1.663.919
7009920000	Glass mirros, framed	81.249	334.119	183.077	591.735
7010100000	Ampoules of glass	30.074	140.167	190.515	933.345
7010200000	Stoppers, lids & oth closures of glass	34.893	92.486	60.107	162.484
7010901000	Carboys, demijohns & bottles for injectables of a capacity > 1 ltr, of glass	1.854	2.153	10.042	10.348
7010902000	Bottles & vials for antibiotics, serums& oth injectables of capacity < 1 ltr	77.954	746.172	327.108	945.778
7010903000	Oth bottles for intravenous fluids ofglass	41.677	174.361	105.380	328.552
7010909000	Flask, jars, pots, phials, oth containerof glass	9.148.782	22.046.424	4.431.236	11.773.729
7011101000	Stem for electric lighting	194	2.242	2.709	46.552
7011109000	Glass envelops for electric lightingoth than stem	678.359	1.811.987	456.334	1.375.808
7011201000	Television tubes, cathode-ray tubes	594.827	19.363.967	483.635	15.439.059
7011900000	Oth glass envelopes, bulbs,tubes,open& glass parts thrf, without fitting	2.797	4.422	14.347	27.504
7013100000	Glassware of a kind used for table,kitchen, toilet, office of glass-ceramic	68.887	446.160	101.527	706.370
7013220000	Stemware drinking glasses, of leadcrystal	12.960	17.144	8.202	16.388
7013280000	Stemware drinking glasses, neitherglass-ceramics nor lead crystal	304.526	592.422	402.931	878.887
7013330000	Other drinking glasses, of lead crystal	0	8	0	108
7013370000	Other drinking glasses, neitherglass-ceramics nor lead crystal	229.139	635.974	361.698	896.483
7013410000	Glassware for table (not drinking glass)kitchen purposes, of lead crystal	6.358	7.224	16.604	18.402
7013420000	Glassware for table (not drinking glass)ktchn,linear coef<5x10-6/Kelvin,0-3000C	89	9.359	284	35.826
7013490000	Oth glassware for table(not drink glass)kitchen purposes, not ceramics	150.483	335.986	246.787	545.417
7013910000	Other glassware of lead crystal	280	10.009	4.996	21.211
7013990000	Other glassware	471.561	1.042.763	640.890	1.595.172
7014001000	Signalling glassware & optical elementfor motor vehicles	800	1.814	3.272	14.178
7014009010	Lighthouse lamp,ship/locomotive/railwaylntern, aircraft, beacons aerodromes	3	5.826	519	4.803
7014009090	Other signalling glassware & opticalements of glass, not optically worked	18.419	50.317	530.720	712.472
7015100000	Glasses for corrective spectacles	49.975	84.144	876.560	1.559.684
7015901000	Clock or watch glasses	1.722	79.036	80.041	147.741
7015909000	Glasses for non-corrective spectacles;hollow glass spheres & their segments	3.146	5.602	40.146	117.262
7016100000	Glass cubes & oth glass smallwares,for mosaics or decorative purposes	38.750	63.025	17.671	78.371
7016900000	Oth articles of moulded glass; leadedlights; multicellular & smlr forms	479.042	1.607.120	286.237	1.081.006
7017101000	Quartz reactor tubes and holders,for production of semiconductor	247	248	1.178	2.138
7017109000	Other laboratory or pharmaceuticalof fused quartz or oth fused silica	33.160	70.332	338.235	798.517
7017200000	Laboratry, hygienic/pharmaceutical withcoef< 5x10-6/kelvin, 0 - 3000 c	8.349	33.847	99.908	348.750
7017900000	Laboratory, hygienic/pharmaceuticalglassware, fused quartz/oth fused silica	10.211	31.140	62.402	293.151
7018100000	Glass beads, imitation pearls,imitation precious & glass smallwares	153.083	636.329	286.368	1.211.018
7018200000	Glass microspheres <=1mm in diameter	24.003	218.367	7.758	103.907
7018900000	Glass eyes, not prsthtc artcls, ornamntof lamp-worked glass,not imittn jewellery	22.926	130.473	67.453	349.789
7019110000	Chopped strands,of a length <= 50 mm	124.248	331.169	191.209	588.591
7019120000	Rovings of glass fibres	308.803	1.301.650	260.313	1.126.869
7019191000	Yarn of glass fibres	3.348	74.108	42.862	110.204
7019199000	Sliver & chopped strand of glass fibers	20.215	171.402	398.882	1.540.163
7019310000	Mats of glass fibres	458.295	2.338.979	556.239	2.875.147
7019320000	Thin sheets (voiles) of glass fibres	20.709	105.934	63.904	320.048
7019391000	Asphalt/coal-tar impregnatd glass-fibreouterwrap for pipelines	13.061	64.051	57.465	710.976

**I.3. IMPOR MENURUT KOMODITI / IMPORT BY HS COMMODITY**  
**\*\*\* APRIL / APRIL 2010 \*\*\***

HS	Uraian Komoditi Commodity Description	Berat Bersih / Net Weight (Kg)		Nilai / Value C.I.F (US\$)	
		Bulan ini Current Month	Kumulatif Cum.Jan. to date	Bulan ini Current Month	Kumulatif Cum.Jan. to date
7019399000	Mattresses,boards and similarnonwoven products of glass fibres	246.931	921.074	295.109	1.979.528
7019400000	Woven fabrics of glass fibres rovings	142.804	450.454	143.377	551.173
7019510000	Oth woven fabric,of a width <= 30 cm	2.664	12.465	20.589	74.083
7019520000	Oth woven fabric,of a width > 30 cmplain weave, of single yarn	46	9.977	406	53.490
7019590000	Oth woven fabric,of a width > 30 cm	2.128	83.862	22.062	213.750
7019903000	Escape chutes of glass fibres	0	6.308	0	130.590
7019909000	Other articles of glass fibres	230.185	1.158.737	2.201.969	3.424.327
7020001100	Glass moulds for the manufacture of acrylic goods	58.391	94.961	79.950	131.131
7020001900	Glass moulds for other purposes	1.439	10.229	3.622	258.728
7020002000	Quartz reactor tubes & holders designedfor production of semiconductor wafers	0	1.080	0	15.736
7020009000	Other articles of glass.	267.546	968.796	438.052	1.920.915
7101100000	Natural pearls	1.264	6.606	87.362	107.534
7101210000	Cultured pearls, unworked	0	476	0	3.061
7103100000	Precious stones, unworked or simplysawn or roughly shaped	0	525	0	4.324
7104101000	Piezo-electric quartz, unworked	5	38	5.496	16.418
7104102000	Piezo-electric quartz, worked	2.454	7.743	48.555	146.650
7104200000	Other synthetic precious stones,unworked or simply sawn or roughly	0	1	0	9.930
7104900000	Other synthetic precious stones,worked	310	314	11.810	11.954
7105100000	Dust and powder of diamonds	48	247	10.889	75.647
7105900000	Dust & powder of other natural orsynthetic precious/semi precious stones	0	150	0	7.118
7106100000	Silver powder	100	100	59.958	59.958
7106910000	Silver, unwrought	2.121	7.003	436.965	3.178.410
7106920000	Silver, semi-manufactured	3.379	6.756	270.268	576.900
7107000000	Base metals clad with silver,notfurther worked than semi-manufactured.	169	345	48.007	128.825
7108110000	Gold powder	0	12.046	0	459.237
7108121000	Gold in lumps, ingots or cast bars	15.240	21.217	1.028.394	3.728.365
7108129000	Gold in other unwrought forms :	18.746	43.289	1.608.248	3.992.960
7108130000	Gold,non monetary,oth semi-manufacturedform	224	489	2.037.775	6.125.789
7109000000	Base metals/silver,clad with gold notfurther worked than semi-manufactured	0	132	0	300.331
7110111000	Platinum, in lumps, ingots, cast bars,powder or sponge	23	100	93.603	94.095
7110119000	Platinum in oth form, unwrought	47	199	567	3.609
7110190000	Platinum, wrought	62	274	1.282	7.789
7110212000	Palladum in lumps, ingots, cast bars,powder or sponge	5	20	537	2.116
7110219000	Palladum, unwrouht, in other form	0	1	0	18
7110490000	Iridium, osmium & ruthenium, wrought	461	498	5.958	6.148
7112300000	Ash containing precious metal orprecious metal compounds	0	1.955	0	30.573
7113111000	Parts of jewellery of silver	105	1.249	190.645	1.368.202
7113190000	Jewellery of silver	1.644	8.757	679	32.636
7113199000	Jewellery of other precious metal	382	3.194	15.761	199.674
7113209000	Jewellery of base metal, clad withprecious metal	4.221	5.137	8.453	13.172
7114190000	Articles of goldsmiths wares ofoth precious metal,	1.997	1.997	30.680	30.680
7114200000	Articles of goldsmiths wares ofbase metals, clad with precious metal	0	84	0	9.042
7115100000	Catalysts of platinum, in the formof wire cloth or grill	0	130	0	2.521
7115902000	Other articles of metal clad with goldor silver	0	63	0	2.245
7115909000	Oth articles of precious metal/of metalclad with precious metal	5	19	291	4.096
7116100000	Articles of natural/cultured pearls	14	14	3.084	3.084
7116200000	Articles of precious/semi-preciousstones(natural/synthetic/reconstructed)	56	113	169.564	294.163
7117111000	Parts cuff-links and studs, of basemetal, whether or not plated	30	4.490	637	85.101
7117191000	Cuff-links and studs of base metalwhether/not plated with precious metal	18.767	66.101	51.327	155.870
7117191000	Bangles of base metal, whether or notplated with precious metal	6.134	14.865	15.220	83.235
7117192000	Parts of oth imitation jewelleryof base metal, whether or not plated	0	875	0	2.289
7117199000	Other imitation jewellery of base metalwhether or not plated	86.001	303.486	394.646	2.207.194
7117901000	Bangles	8.726	17.983	51.091	147.838
7117902000	Other imitation jewellery	264.864	664.764	649.882	1.547.214
7117909000	Parts of imitation jewellery	5.954	17.182	17.905	371.466
7118101000	Silver coin, not being legal tender	0	6	0	1.129
7118109000	Oth coin (not gold coin), not beinglegal tender	215.473	1.172.016	898.930	4.892.881
7201100000	Non-alloy pig iron cont. by weight0.5% or less of phosphorus	435.840	1.226.412	310.208	911.403
7201200000	Non-alloy pig iron cont. by weightmore than 0.5% of phosphorus	167	167	849	849
7201500000	Alloy pig iron; spiegeleisen	31.900.000	31.968.640	15.216.300	15.253.166
7202110000	Ferro-manganese, cont. by weight morethan 2% of carbon	857.561	2.714.556	1.302.516	3.830.499
7202190000	Ferro-manganese, cont. by weight <=than 2% of carbon	87.000	347.336	206.323	1.013.974
7202210000	Ferro-silicon, cont. by weight morethan 55% of silicon	1.603.460	3.747.663	2.140.469	5.055.023
7202290000	Ferro-silicon, cont. by weight <=than 55% of silicon	249.056	1.069.214	581.506	2.520.583
7202300000	Ferro-silico-manganese	1.632.393	7.538.002	2.319.140	10.145.865
7202410000	Ferro-chromium, cont. by weight morethan 4% of carbon	28.829	564.640	43.977	942.520
7202490000	Ferro-chromium, cont. by weight <=than 4% of carbon	241	91.392	527	302.258
7202500000	Ferro-silico-chromium	0	1.700	0	5.143
7202600000	Ferro-nickel	180	180	3.935	3.935
7202700000	Ferro-molybdenum	16.849	107.425	410.433	2.247.138
7202910000	Ferro-titanium and ferro-silico-titanium	1	10.068	150	54.258
7202920000	Ferro-vanadium	20.000	53.550	403.850	873.556
7202930000	Ferro-niobium	0	735	0	8.530
7202990000	Other ferro-alloys	155.994	763.404	340.010	1.678.854
7203100000	Ferrous products obtained by directreduction of iron ore	23.302	33.141.062	26.644	8.701.818
7203900000	Other ferrous products	46.100	161.379	177.677	271.090
7204100000	Waste and scrap of cast iron	367.524	7.068.866	100.303	2.030.151
7204210000	Waste and scrap of stainless steel	349	14.875	1.242	25.172

**I.3. IMPOR MENURUT KOMODITI / IMPORT BY HS COMMODITY**  
**\*\*\* APRIL / APRIL 2010 \*\*\***

HS	Uraian Komoditi Commodity Description	Berat Bersih / Net Weight (Kg)		Nilai / Value C.I.F (US\$)	
		Bulan ini Current Month	Kumulatif Cum.Jan. to date	Bulan ini Current Month	Kumulatif Cum.Jan. to date
7204290000	Waste and scrap of oth alloy steel	28.198.131	191.376.126	12.363.236	67.119.345
7204300000	Waste & scrap of tinned iron or steel	1.427.990	6.083.971	557.708	2.479.277
7204410000	Turnings,shavings,chips,milling waste,sawdust,filings,trimmings & stampings	1.121.202	2.549.879	456.301	990.961
7204490000	Other ferrous waste and scrap :	72.986.894	295.893.234	28.872.302	104.787.231
7204500000	Remelting scrap ingots	0	2.594	0	5.656
7205100000	Granules of pig iron, spiegeleison,iron or steel	482.022	2.440.226	655.097	2.800.996
7205210000	Powder of alloy steel	88.907	341.572	155.588	521.737
7205290000	Powder of pig iron, spiegeleison,iron or steel (oth than alloy steel)	352.434	956.834	430.524	1.271.287
7206101000	Iron and non-alloy in ingotscontaining by weight > 0.6% of carbon	7.293	256.977	8.072	140.401
7206109000	Iron and non-alloy in ingotscontaining by weight <= 0.6% of carbon	59.465	380.806	142.365	826.858
7206900000	Iron and non-alloy in primaryform other than ingots	341.421	855.121	1.686.847	6.496.013
7207110000	Semi-finished iron/non-alloycont. < 0,25% carbon ,rectnglr,square	11.518.940	94.662.988	6.585.870	46.222.849
7207120000	Slabs of iron/non alloy, cont.< 0,25%of carbon, other than square	65.597.174	723.833.475	29.287.128	339.211.011
7207129000	Oth semi-finished iron/non-alloycont.< 0,25% carbon ,rectnglr,not square	1.253.316	13.695.782	503.745	6.416.689
7207190000	Oth semi-finished iron/non-alloycont.< 0,25% of carbon	49.336	3.730.194	35.348	1.834.396
7207201100	Slabs of iron/non alloy,cont.by weight> 0.6% of carbon	25.360	89.840	23.458	94.735
7207201900	Oth semi-finished iron/non-alloycont. by weight > 0,6% of carbon	1.117.077	1.617.052	622.898	1.095.710
7207209100	Slabs of iron/non alloy,cont.by weight0,25% <= carbon <= 0.6%	86.680	418.974	94.390	528.893
7207209900	Oth semi-finished iron/non-alloycont.by weight 0,25% <= carbon <= 0,6%	1.526.937	10.054.354	1.241.749	7.302.139
7208100000	Flat-rolled iron/nas,HRC,reliefwidth > 600 mm	342	6.122.083	2.330	3.644.579
7208251000	Flat-rolled iron/nas,HRC,pickled,width>600 mm, thick >= 4.75 mm for re-rolling	22	387	153	4.534
7208259000	Flat-rolled iron/nas,HRC,pickled,width>600 mm.thick>= 4.75 mm,not re-rolling	3.152.428	12.535.776	2.299.291	9.617.103
7208260000	Flat-rolled iron/nas,HRC,pickled,width>600,thick > 3 mm or but thick< 4,75 mm	7.768.172	33.599.884	5.698.728	24.602.424
7208270000	Flat-rolled iron/nas,HRC,pickled,width>600mm, of a thickness of less than 3 mm	12.891.582	57.708.403	9.356.057	41.851.615
7208360000	Flat-rolled iron/nas, HRC,width >600 mm, thick >10 mm	0	2.322.679	0	1.734.912
7208370000	flat-rolled iron/nas, HRC,width >600 mm, of a 4,75< thick< 10mm	3.486.383	11.234.028	2.547.118	7.839.555
7208380000	flat-rolled iron/nas, HRC,width >600 mm, of a 3< thick< 4,75 mm	2.780.585	10.116.643	1.858.868	6.276.171
7208390000	Flat-rolled iron/nas, HRC,width >600 mm, thick< 3 mm	19.451.408	81.207.004	11.200.638	45.047.187
7208400000	Flat-rolled iron/nas, HRnCrelief	71.285	3.487.827	59.573	2.235.187
7208510000	Flat-rolled iron/nas, HRnC,width>600 mm, of a thickness > 10 mm	17.069.900	50.779.611	14.434.190	38.392.282
7208520000	Flat-rolled iron/nas, HRnC,width>600 mm, 4,75 < thickness < 10 mm	5.185.023	30.796.639	4.233.993	20.472.005
7208530000	Flat-rolled iron/nas, HRnC,width>600 mm, 3 < thickness < 4,75 mm	87.538	1.325.896	122.827	3.217.864
7208540000	Flat-rolled iron/nas, HRnC,width>600 mm, thickness < 3 mm	137.626	608.893	119.376	434.867
7208900000	Other Flat-rolled iron/nas	2.259.013	11.396.984	2.701.364	11.926.169
7209150000	Flat-rol in coils, cold-rolledwidth > 600 mm, thickness >3 mm	893.169	3.418.052	651.793	3.163.791
7209160010	Flat-crc, pickled or not, 1<thick<3mm,600 < width < 1250 mm	10.518.671	42.466.109	7.873.757	30.677.515
7209160090	Flat-crc, pickled or not, 1<thick<3mm,width > 1250 mm	2.520.354	10.818.326	2.019.032	8.092.192
7209170010	Flat-crc, pickled or not, 0.5<thick<1mm,600 < width < 1250 mm	21.571.784	85.712.860	15.447.168	60.509.404
7209170090	Flat-crc, 0.5<thickness<1mmwidth > 1250 mm	7.960.170	36.127.911	6.229.385	27.331.441
7209181000	Tin-mill blackplate (tmbp), crcof a thickness < 0.5 mm	10.717.188	44.070.175	9.774.334	37.952.906
7209189000	Flat-crc, 0,17< thickness< 0,5 mmcontaining by weight<= 0.6% of carbon	23.872.887	90.376.772	17.345.390	63.283.681
7209250000	Flat of iron/non-alloy, not in coild cold rolled, of a thickness >= 3 mm	684.233	8.212.032	568.089	5.562.962
7209260010	Flat of iron/non-alloy, not coil,coldrolled,1mm<thickness<3mm,width=<1,250 mm	160.932	594.614	94.413	296.698
7209260090	Flat of iron/non-alloy, not coil,coldrolled,1 mm<thickness<3mm,width>1,250 mm	14.879	141.307	16.993	140.945
7209270010	Flat of iron/non-alloy,not coil,coldrolled,0.5mm<thickness<1mm,width<1,250mm	78.112	203.230	49.676	117.082
7209270090	Oth flat of iron/non-alloy,not incoil,cold rolled,0.5mm =< thickness<1 mm	1.284	32.991	1.686	30.021
7209289000	Flat-CrNc, 0,17< thickness< 0,5 mmcontaining by weight<= 0.6% of carbon	0	120.142	0	165.742
7209901000	Flat of iron/non-alloy, cold-rolled,corrugated form	21.201	52.051	23.040	76.825
7209909000	Flat of iron/non-alloy, cold-rolled,other than corrugated form	26.677	184.953	28.424	181.638
7210111000	Flat-rolled of iron/nas,carbon>=0.6%plated or coated with tin,thick > 0,5mm	1.854	158.711	3.719	184.088
7210119000	Flat-rolled of iron/nas,carbon< 0.6%plated or coated with tin,thick > 0,5mm	6.927	24.739	10.919	27.894
7210121000	Flat-rolled of iron/nas,carbon>=0.6%plated or coated with tin,thick < 0,5mm	2.391.073	10.202.752	2.745.258	11.455.038
7210129000	Flat-rolled of iron/nas,carbon< 0.6%plated or coated with tin,thick < 0,5mm	8.936.120	30.762.600	9.585.370	32.627.261
7210201000	Flat-rolled of iron/nas,carbon>=0.6%plated or coated with lead, thick <1,5mm	351.812	1.881.135	462.589	2.434.006
7210209000	Flat-rolled of iron/nas,carbon>=0.6%plated or coated with lead, thick >1,5mm	0	59.001	0	119.286
7210301000	Flat-rolled of iron/nas,carbon < 0.6%plated or coated with lead, thick <1,5mm	4.677.857	19.203.354	4.187.592	16.848.505
7210309000	Flat-rolled of iron/nas,carbon < 0.6%plated or coated with lead, thick >1,5mm	2.077.190	9.045.437	6.025.215	13.551.152
7210491000	Flat-rolled of iron/non-alloy, othwiseplated zinc,not corrugated,thick <=1.2mm	2.562.624	18.200.238	2.215.297	15.761.764
7210492000	Flat-rollof iron/nas,othwise plated zinccarbon< 0.6% ,n-corrugated,thick<= 1,5mm	3.507.050	14.100.141	2.967.486	11.955.438
7210499000	Flat-rolled of iron/non-alloy, othwiseplated zinc,not corrugated,thick > 1.2mm	745.815	4.734.850	717.203	4.373.460
7210500000	Flat-rolled iron/non-alloyplated with cromium & or chromium oxides	2.780.718	8.974.531	3.051.699	9.754.088
7210611000	Flat-rolled iron/non-alloyplated with alumnm-zinc,thickness<=1.2mm	9.726.911	52.304.906	8.450.076	44.985.245
7210619000	Flat-rolled iron/non-alloyplated with alumnm-zinc,thickness >1.2mm	103.009	2.080.120	528.362	3.168.505
7210691000	Flat-rolled iron/non-alloyplated with oth alumnm,thickness<=1.2mm	62.611	1.447.162	64.068	1.565.522
7210699000	Flat-rolled iron/non-alloyplated with oth alumnm,thickness >1.2mm	165.964	486.609	164.455	526.321
7210701000	Flat-rollof iron/nas,painted, varnished,coated plastics,carbon<0.6%,thick<=1,5mm	8.222.858	27.352.771	8.478.135	28.020.301
7210709000	Flat-rollof iron/nas,painted, varnished,coated plastics,carbon<0.6%,thick>1,5mm	37.639	543.553	50.072	627.185
7210901000	Flat-rollof iron/nas,plated,coated othmetal,carbon<0.6%,thick<=1,5mm	0	200.295	0	227.335
7210909000	Flat-rollof iron/nas,plated,coated othmetal,carbon<0.6%,thick>1,5mm	1.261.197	3.886.399	1.544.154	4.774.355
7211131000	Hoop,strip iron/not alloy, HR, not clad150 mm<width<600mm,thick <= 4mm	0	124	0	11.657
7211139000	Rolled on 4 faces/in closed box,HR, notclad, oth shape,thick<=4mm, width>150mm	18.554	628.438	74.578	673.764
7211141000	Hoop&strip iron/not alloy, HR, not cladcarbon<=0.6%,thick>=4,75mm, width<400mm	49.898	219.265	76.858	286.437
7211142000	Flat-rolled iron/not alloy, HR,not cladcorrugated, carbon <=0,6%,thick>=4,75mm	0	3.978	0	47.656
7211149000	Oth flat-rolled iron/not alloy,not cladhr, carbon <=0,6%,thick>=4,75mm	231.338	941.019	365.730	1.656.048
7211191000	Hoop&strip iron/not alloy, HR, not cladcarbon<=0,6%,thick<4,75mm, width<400mm	19.453	253.204	23.099	580.845
7211199000	Oth flat-rolled iron/not alloy,not cladhr, carbon <=0,6%, 0.17<thick<4.75 mm	173.306	1.248.974	151.957	1.059.833
7211232000	Hoop&strip iron/not alloy,CR, not cladcarbon<=0,25%, width < 400mm	251.800	479.928	376.687	736.821
7211233000	Oth flat-rolled iron/not alloy,not cladcr, carbon < 0,25%,thick < 0.17 mm	580	41.624	36.537	119.185

**I.3. IMPOR MENURUT KOMODITI / IMPORT BY HS COMMODITY**  
**\*\*\* APRIL / APRIL 2010 \*\*\***

HS	Uraian Komoditi Commodity Description	Berat Bersih / Net Weight (Kg)		Nilai / Value C.I.F (US\$)	
		Bulan ini Current Month	Kumulatif Cum.Jan. to date	Bulan ini Current Month	Kumulatif Cum.Jan. to date
7211239010	Oth flat-rolled iron/not alloy,not cladcr, carbon < 0,25%,thick < 40 mm	0	34.938	0	21.708
7211239090	Oth flat-rolled iron/not alloy,not cladcr, carbon < 0,25%, thick >= 40 mm	176.184	927.411	151.134	818.054
7211291000	Flat-rolled iron/not alloy,CR,not cladcorrugated, carbon >= 0,25%	0	183.691	0	162.381
7211292000	Hoop&strip iron/not alloy,CR, not cladcarbon >= 0,25%, width < 400mm	371.809	894.467	529.565	1.285.285
7211299000	Oth Hoop&strip iron/not alloy,not cladcr, carbon >= 0,25%, width < 400mm	5.043	357.838	110.430	750.444
7211901000	Oth Hoop&strip iron/not alloy,not cladwidth < 400mm	136.911	624.832	182.124	637.011
7211902000	Oth flat-rolled iron/not alloy,not cladcorrugated, carbon < 0,6%	34.361	76.268	138.553	221.759
7211903000	Oth flat-rolled iron/not alloy,not cladthickness <= 0.17 mm	0	4	0	29
7211909000	Oth flat-rolled iron/not alloy,not cladthickness > 0.17 mm	363.564	2.170.550	514.741	2.775.440
7212101000	Hoop,strip iron/not alloy, coated tin,width < 400mm	446.549	764.577	618.609	1.028.668
7212109000	Flat-rolled iron/not alloy, coated tin,400 mm <= width < 600mm	122.226	215.867	95.066	173.754
7212201000	Hoop,strip iron/not alloy, width<400mm,elect coated with zinc	6.587	77.232	23.835	84.346
7212202000	Flat-rolled iron/not alloy,width<600mm,carbon<0.6%,thick<=1,5mm,elect coat zinc	296	287.387	2.091	319.144
7212209000	Flat-rolled iron/not alloy, other shapeelect coated with zinc	364.687	1.361.413	340.314	1.098.201
7212301000	Hoop,strip iron/not alloy, coated zinc,width < 400mm non-elect coated zinc	4.143	273.400	5.019	252.205
7212309000	Flat-rolled iron/not alloy, other shape,non-elect coated with zinc	72.175	192.242	75.193	213.280
7212401000	Hoop,strip iron/not alloy, coated zinc,width < 400mm, coated with plastic	601.873	1.978.116	748.045	2.671.421
7212402000	Flat-rolled iron/not alloy, carbon<0.6%,thick > 1.5 mm, coated with plastic	0	589.458	0	670.111
7212409000	Flat-rolled iron/not alloy, other shape,painted, varnished/coated with plastics	529.821	3.270.536	722.341	4.728.159
7212501010	Hoop,strip iron/not alloy, width<400 mm,coated with aluminium-zinc alloys	24.030	116.779	56.121	284.821
7212501020	Hoop,strip iron/not alloy, width<400 mm,coated with chromium	13	1.536	593	3.094
7212501090	Other hoop,strip iron/not alloy,width < 400 mm	22.106	23.180	28.973	33.791
7212502010	Flat-rolled iron/not alloy, carbon<0.6%,thick > 1.5 mm, coated aluminium-zinc	3.237	7.237	3.649	8.310
7212502090	Other flat-rolled iron/not alloy,carbon<0.6%, thick > 1.5 mm	86.021	387.955	216.057	908.577
7212509000	Flat-rolled iron/not alloy, otherwiseplated or coated	25.833	421.159	34.626	393.902
7212601000	Hoop,strip iron/not alloy, cladwidth < 400mm	86.657	245.091	379.066	1.067.767
7212602000	Flat-rolled iron/not alloy, carbon<0.6%,thick > 1.5 mm, clad	4.340	4.661	5.478	13.561
7212609000	Flat-rolled iron/not alloy, clad	818	108.549	18.202	164.734
7213100010	Containing indentations,ribs,grooves ofcircular crosssection <= 50 mm2	1.273	3.345	30.691	61.808
7213100020	Containing indentations,ribs,grooves ofrectangular, square <= 20 mm2 in width	0	481.270	0	330.355
7213100090	Containing indentations,ribs,grooves ofshape	1.090.790	1.124.655	1.208.876	1.271.097
7213200000	Other bars, rods, hot-rolled ,in irregularly, of free-cutting steel	1.124.247	3.613.678	855.102	2.866.566
7213910000	Other bars, rods, hot-rolled , circularcross-section < 14 mm in diameter	15.175.452	55.244.390	10.709.447	38.762.338
7213990000	Other bars, rods, hot-rolled , notcircular	2.737.825	8.137.270	2.350.052	6.830.046
7214101100	Oth bars,rods of iron, non-alloy steelforged,carbon<0.6%,circlr cross-section	231.888	405.881	311.252	541.053
7214101900	Oth bars,rods of iron, non-alloy steelforged,carbon<0.6%,not circular	222.546	723.732	199.017	579.098
7214102100	Oth bars,rods of iron, non-alloy steelforged,carbon>=0.6%,circlr cross-section	3.734.691	3.984.321	1.778.824	2.081.575
7214102900	Oth bars,rods of iron, non-alloy steelforged,carbon >= 0.6%,not circular	35.040	70.588	70.898	156.474
7214201900	Containing indentations, ribs, groovecarbon < 0.6%, not circular	14.946	33.651	18.738	61.232
7214202100	Containing indentations, ribs, groovecarbon >= 0.6%, circular cross-section	0	185	0	698
7214202900	Containing indentations, ribs, groovecarbon >= 0.6%, not circular	1.935	21.706	2.926	22.131
7214300000	Other bars & rods, not forged, offree-cutting steel	157.782	463.107	153.984	377.619
7214911010	Concrete steel, hot-rolled,hot-drawn,hot-extruded, carbon < 0.6%	2.657.375	9.106.293	2.031.100	6.131.895
7214911020	Shaft bars, manganese steel, hot-rolled,hot-drawn, hot-extruded, carbon < 0.6%	390.939	1.248.042	589.283	1.639.062
7214911090	Other bars & rods, hot-rolled,hot-drawnor hot-extruded, carbon < 0,6 %	333.591	1.601.113	229.096	1.061.263
7214912010	Concrete steel, hot-rolled,hot-drawn,hot-extruded, carbon >= 0.6%	2.126	2.127	15.502	15.506
7214912020	Shaft bars, manganese steel, hot-rolled,hot-drawn, hot-extruded, carbon >= 0.6%	1.616	2.135	9.695	11.924
7214912090	Other bars & rods, hot-rolled,hot-drawnor hot-extruded, carbon >= 0,6 %	297	433.626	2.290	710.527
7214991010	Carbon,oth than of circularcross-section: concrete steel	58.222	79.828	55.894	68.181
7214991020	Carbon, other than of circularcross-sect:shaft bars; manganese steel	653	172.213	60.343	1.554.828
7214991090	Oth. carbon, other than of circularcross-section	0	78.415	0	78.039
7214999010	Oth. carbon, other than of circularcross-section concrete steel	1	2.032.433	4	1.138.238
7214999020	Oth. carbon, other than of circularcross-sect:shaft bars; manganese steel	4.051.067	18.479.956	3.875.470	17.029.112
7214999090	Oth.Than Concrete steel, Shaft bars, manganese steel	121.735	369.942	115.421	1.129.672
7215100000	Oth bars & rods of iron/non-alloy steelfree-cutting steel,cold-formed/finished	321.931	1.797.475	441.744	2.573.269
7215509000	Oth bars & rods of iron/non-alloy steel	447.482	1.217.089	652.068	1.872.083
7215900010	Manganese steel/shaft bars,containingby weight less than 0.6% of carbon	211.400	526.821	244.033	551.754
7215900020	Oth Mangan steel/shaft bars,containingby weight less than 0.6% of carbon	44.540	528.438	45.210	557.189
7215900030	Manganese steel/shaft bars, containingby weight 0.6 % or more of carbon	3.899	72.217	59.920	203.441
7216100000	U, i or h sections , not further workedthan hot-rolled, of a height < 80 mm	1.605.176	5.007.112	1.766.399	4.793.365
7216210000	L section of iron/non-alloy steel, notworked than hot-rolled,of a height<80 mm	847.249	6.690.540	703.823	8.946.846
7216310000	U, I or H sections, not further workedu sections	360.617	1.730.055	365.605	1.517.199
7216320000	U, I or H sections, not further workedi sections	797.364	3.935.463	779.525	2.697.565
7216330000	U, I or H sections, not further workedh sections	4.124.847	18.552.539	2.860.550	11.876.453
7216400000	L/T sect,not further work than hot-rollhot-drawn/extrud,a height of 80mm /more	679.686	3.956.653	456.256	1.978.649
7216501000	Oth angles,shapes&sections,not furtherof a height of less than 80 mm	222.803	722.723	201.809	731.524
7216509000	Oth angles, shapes & sect,not furtherof a height of more than 80 mm	7.577.067	29.034.479	5.465.159	20.820.081
7216690000	Angle,shape&sect,not workthan cold formtoth than obtain from flat-rolled product	38.400	341.065	71.358	465.308
7216910000	Oth angles,shapes&sect,not further workcold form/finish from flat roll product	0	1	0	1
7216990000	Oth angles,shapes&sect,not further worktoth than cold form/finish,flat roll prod	733.294	4.257.300	658.519	3.282.167
7217101000	Wire of iron/non-alloy steel,not platd/coated,cont. carbon < 0.25% by weight	928.763	4.469.978	408.704	1.603.554
7217102200	Bead wire;flat hard steel reed wire;notplated/coated; 0.25%=< carbon<0.6%	449.869	1.546.535	906.206	2.996.969
7217102900	Other wire of iron or non-alloy steel,not plate/coated, 0.25% =< carbon < 0.6%	1.107.641	7.594.105	1.065.658	5.856.385
7217103100	Spokes wire;bead wire;flat hard steelreed wire;not plated/coated,carbon>=0.6%	256.942	1.711.535	409.154	1.689.049
7217103900	Other wire of iron or non-alloy steel,not plated/coated, cont. carbon >= 0.6%	452.769	6.145.918	488.215	3.836.695
7217201000	Wire of iron/non-alloy steel,plated w/zinc, cont.carbon < 0.25% by weight	3.052.832	11.467.181	1.422.223	5.877.079
7217202000	Wire of iron/non-alloy steel,plated w/zinc,cont.carbon>0.25% & <0,45%by weight	764.339	1.314.968	490.181	900.914
7217209100	High carbon steel core wire,for almniumconductors steel reinforced (acsr)	6.294	74.374	105.384	520.320

**I.3. IMPOR MENURUT KOMODITI / IMPORT BY HS COMMODITY**  
**\*\*\* APRIL / APRIL 2010 \*\*\***

HS	Uraian Komoditi Commodity Description	Berat Bersih / Net Weight (Kg)		Nilai / Value C.I.F (US\$)	
		Bulan ini Current Month	Kumulatif Cum.Jan. to date	Bulan ini Current Month	Kumulatif Cum.Jan. to date
7217209900	Oth than high carbonsteel core wire,foraluminium conduct steel reinforced(acsr)	522.938	2.576.425	635.378	3.230.464
7217301000	Wire of iron/non-alloy steel,plated w/oth base metal,cont.crbn<0.25% by weight	5	19.491	83	43.618
7217302000	Wire of iron/non-alloy steel,plated w/oth base metal,cont.0.25% =<carbon <0.6%	78.746	324.219	81.893	305.633
7217303110	Copper alloy coated high carbon steelwire coated with brass	2.189.361	9.915.280	2.714.068	12.006.259
7217303190	Copper alloy coated high carbon steelsteel coated with other copper alloys	517.727	2.103.858	610.516	2.546.908
7217303900	Other wire of iron or non-alloy steelplated with oth base metal,carbon>=0.6%	239.704	3.014.543	804.370	5.332.394
7217901000	Oth wire of iron/non-alloy steel,platedzinc>=240g/m?,silicon<=0.1%,cover by pvc	151.786	416.990	298.005	845.397
7217909010	Oth wire of iron/non-alloy steel,platedcontaining by weight 0.6% or more	18.809	93.743	97.167	320.760
7217909090	Oth wire of iron/non-alloy steel,platedexcluding goods of subheading 7217.90.10	83.977	770.331	733.931	1.449.874
7218100000	Ingots & oth primary forms of stainlesssteel	3.549	16.312	12.287	570.512
7218910000	Semi-finished prod.of stainless steelof rectangulr (not square) cross-section	17.767	87.091	67.906	310.364
7218990000	Oth semi-finished prod.of stainlesssteel	106.552	422.887	802.367	2.716.020
7219110000	Flat-roll prod of stainless steel,hotrolled,in coil of a thick exceed 10mm	3.792	13.117	23.228	95.366
7219120000	Flat-roll prod of stainless steel,hotrolled,in coil of a 4.75mm=<thick<=10mm	405.596	1.034.491	872.949	2.573.342
7219130000	Flat-roll prod of stainless steel,hotrolled,in coil of a 3mm<=thick<=4.75mm	6.503.916	27.165.907	12.162.118	44.718.396
7219140000	Flat-roll prod of stainless steel,hotrolled,in coil of a thickness<=3mm	191.401	1.547.248	392.604	2.362.320
7219210000	Flat-roll prod of stainless steel,hotrolled,not in coil of a thick > 10mm	924.223	5.531.632	1.155.261	5.419.890
7219220000	Flat-roll prod of stainless steel,hotroll,not in coil of a 4.75mm=<thick<=10mm	4.813.736	10.921.415	5.011.217	11.804.459
7219230000	Flat-roll prod of stainless steel,hotroll,not in coil of a 3mm<=thick<=4.75mm	642.008	2.800.009	1.551.115	6.744.212
7219240000	Flat-roll prod of stainless steel,hotrolled,not in coil of a thickness<=3mm	547.601	1.005.652	1.101.535	1.905.191
7219310000	Flat-rolled prod.of stainless steel,cold rolled, of a thickness >= 4.75 mm	1.934	45.961	8.858	143.163
7219320000	Flat-rolled prod.of stainless steel,cold rolled, 3 mm =< thickness < 4.75 mm	155.382	681.083	339.116	1.673.917
7219330000	Flat-rolled prod.of stainless steel,cold rolled, 1 mm < thickness < 3 mm	1.004.702	4.259.171	1.704.038	7.690.059
7219340000	Flat-rolled prod.of stainless steel,cold rolled, 0.5 mm =< thickness <= 1 mm	1.272.333	5.125.682	2.429.635	10.033.467
7219350000	Flat-rolled prod.of stainless steel,of a thickness < 0.5 mm	1.100.685	3.974.205	2.362.240	8.597.117
7219901000	Oth flat-roll prod.of stainless steel,thick>=1.5mm & <125mm patterns from roll	13	4.294	6.064	18.343
7219902000	Oth flat-rolled prod.of stainless steel,of a thickness < 0.5 mm	57	11.085	23.411	78.635
7219909000	Oth flat-rolled prod.of stainless steel,of a thickness >0.5 mm	671.835	1.540.267	860.567	2.617.446
7220111000	Hoop & strip of stainless steel, hotrolled,of a thick >= 4.75 mm,width<400mm	101.338	298.826	223.239	547.295
7220119000	Hoop & strip of stainless steel, hotrolled,of a thick >= 4.75 mm,width>400mm	360.846	1.478.341	340.516	1.730.096
7220121000	Hoop & strip of stainless steel, hotrolled,of a thick < 4.75 mm,width<400mm	13.716	82.844	32.218	248.679
7220129000	Hoop & strip of stainless steel, hotrolled,of a thick < 4.75 mm,width>400mm	113.326	813.326	219.441	1.620.699
7220201000	Hoop & strip of stainless steel, coldrolled, width < 400mm	156.240	491.047	359.977	1.326.888
7220209000	Hoop & strip of stainless steel, coldrolled, width>400mm	57.987	602.643	124.473	1.415.484
7220901000	Hoop & strip of stainless steel, notcold rolled, width < 400mm	30.065	166.396	408.339	1.590.929
7220909000	Hoop & strip of stainless steel, notcold rolled, width > 400mm	659.273	3.042.922	772.594	3.661.435
7221000000	Bars & rods, hot-rolled,in irregularlywound coils, of stainless steel.	4.728	40.924	38.933	105.988
7222110000	Bars,rods, hot-rolled, in irregularlyof circular cross-section	121.450	590.847	240.878	1.099.082
7222190000	Bars,rods, hot-rolled, in irregularlyof not circular cross-section	359.258	1.367.604	453.544	1.991.709
7222201000	Bars,rods, cold-formed or cold-finishedof circular cross-section	110.908	366.899	509.231	1.611.000
7222209000	Bars,rods, cold-formed or cold-finishedof not circular cross-section	213.011	644.758	893.967	2.899.941
7222301000	Other bars and rods of circularcross-section	12.617	105.295	51.814	329.860
7222309000	Other bars and rods of not circularcircular cross-section	163.252	1.161.614	274.049	1.474.145
7222400000	Angles, shapes and sections ofstainless steel	70.382	171.037	217.770	495.618
7223001000	Wire of stainless steel having a cross-sectional dimension exceeding 13 mm	17.515	51.917	117.669	290.389
7223009000	Wire of stainless steel having a cross-sectional dimension <= 13 mm	469.639	1.561.431	2.136.998	6.830.619
7224100000	Ingots & oth primary forms of oth alloysteel	319.460	651.460	463.217	974.580
7224900000	Semi-finished prod. of oth alloy steel	3.683.794	17.186.386	2.894.355	14.348.419
7225110000	Grain-oriented of silicon-elect steela width of 600 mm or more.	1.563.312	4.759.746	3.275.701	10.630.223
7225190000	Oth than Grain-orient of silicon-electsteel a width of 600 mm or more.	3.208.676	10.275.266	3.141.401	9.384.334
7225300000	Flat-roll product of oth alloy steel,ofnot further worked than hot-roll,in coil	1.708.449	8.564.557	1.314.005	6.503.089
7225400000	Flat-roll prod of oth alloy steel,of notfurther worked than hot-roll,not in coil	10.084.871	31.339.102	10.124.065	32.985.086
7225500000	Flat-roll prod of oth alloy steel,of notfurther worked than cold-rolled	1.685.645	6.665.823	1.514.382	5.514.872
7225910000	Oth flat-rolled prod.of oth alloy steel,electrolytically plated/coated with zinc	1.590.183	5.824.556	1.824.697	7.126.649
7225920000	Oth flat-rolled prod.of oth alloy steel,otherwise plated or coated with zinc	189.402	343.319	204.180	491.913
7225990000	Oth flat-rolled prod.of oth alloy steel,otherwise plated or coated with not zinc	814.526	2.165.932	691.696	2.240.028
7226110000	Hoop & strip, grain-oriented of siliconelectrical steel, of a width <= 400 mm	50.140	242.219	156.174	799.519
7226119000	Hoop & strip, grain-oriented of siliconelect steel, of a width >400 mm,<600mm	308.182	1.339.244	1.032.221	4.512.126
7226191000	Hoop,strip,oth than grain-orient ofsilicon elect steel,of a width<= 400 mm	52.138	110.759	198.926	653.539
7226199000	Hoop,strip,oth than grain-orient ofsilicon elect steel,of width>400mm,<600mm	56.771	229.642	257.908	807.094
7226201000	Hoop & strip of high speed steelof a width <= 400 mm	1.535	12.135	8.837	45.949
7226209000	Hoop & strip of high speed steelof a width > 400 mm, < 600mm	6.033	6.039	21.471	21.566
7226911000	Hoop,strip of oth alloy steel,hot rolled, of a width <= 400 mm	51.776	229.568	161.614	422.065
7226919000	Hoop,strip of oth alloy steel,hot rolled, width >400 mm, <=600mm	92.902	382.611	316.653	1.001.868
7226921000	Hoop,strip of oth alloy steel,cold rolled, of a width <= 400 mm	44.152	132.066	57.101	168.486
7226929000	Hoop,strip of oth alloy steel,cold rolled, width >400 mm, <= 600mm	24.265	101.473	40.428	170.913
7226991000	Hoop & strip of oth alloy steel,width <= 400 mm	25.449	30.620	12.382	25.620
7226999000	Hoop & strip of oth alloy steel,width > 400 mm and <= 600mm	300.345	1.073.353	335.282	1.080.272
7227200000	Bars & rods, hot-rolled, in irregularlywound coils, of silico-manganese steel	0	546.063	0	476.024
7227900000	Oth bars & rods, hot-rolled, inirregularly wound coils	5.712.909	15.914.798	4.205.694	10.855.637
7228101000	Bars & rods, of high speed steel, ofcircular a cross-section	38.474	116.647	230.943	605.310
7228109000	Bars & rods, of high speed steel,not ofcircular a cross-section	178.371	673.383	369.125	1.286.268
7228201000	Bars & rods, of silico-manganese steel,circular a cross-section	2.095.282	8.006.118	1.896.758	6.930.712
7228209000	Bars & rods, of silico-manganese steel,not circular a cross-section	416.918	2.526.664	822.114	4.193.711
7228301000	Oth bars&rods,of silico-manganese steelof circular cross-section	6.824.307	24.743.858	7.904.114	28.902.264
7228309000	Oth bars&rods,of silico-manganese steelnot of circular cross-section	8.184.576	25.324.605	7.987.743	22.749.995
7228401000	Oth bars,rods,not further worked thanforget, of circular cross-section	97.457	1.427.467	214.959	829.169
7228409000	Oth bars,rods,not further worked thanforget, not of circular cross-section	665.350	1.780.046	631.049	1.826.997

**I.3. IMPOR MENURUT KOMODITI / IMPORT BY HS COMMODITY**  
**\*\*\* APRIL / APRIL 2010 \*\*\***

HS	Uraian Komoditi Commodity Description	Berat Bersih / Net Weight (Kg)		Nilai / Value C.I.F (US\$)	
		Bulan ini Current Month	Kumulatif Cum.Jan. to date	Bulan ini Current Month	Kumulatif Cum.Jan. to date
7228501000	Oth bars,rods,not formed/cold finishedof circular cross-section	351.597	956.758	629.613	1.666.989
7228509000	Oth bars,rods,not formed/cold finishednot of circular cross-section	742.265	2.252.059	1.160.126	4.016.805
7228601000	Other bars and rods :of circular cross-section	81.020	629.929	126.363	855.188
7228609000	Other bars and rods :not of circular cross-section	288.634	1.701.775	833.994	3.412.188
7228700000	Angles, shapes and sections of otheralloy steel	1.928.023	8.869.795	1.609.115	7.009.071
7228801100	Hollow drill bars,rods, weight >=0.6%of circular cross-section	161.477	633.549	612.810	2.138.440
7228801900	Hollow drill bars,rods, weight >=0.6%not of circular cross-section	11.867	12.699	33.385	49.065
7228809000	Oth. Hollow drill bars and rods	127.861	379.432	268.145	1.228.906
7229200000	Wire of silico-manganese steel	773.346	2.207.009	800.142	2.489.620
7229900010	Wire of other alloy steel.of high speed steel	203.106	911.816	316.906	1.051.590
7229900090	Wire of other alloy steel.not of high speed steel	2.412.454	10.386.260	3.233.416	12.475.910
7301100000	Sheet piling of iron or steel	1.433.104	3.100.410	1.104.796	2.513.137
7301200000	Angles, shapes and sections of ironor steel	70.847	277.825	79.200	291.352
7302100000	Rails of iron or steel	291.370	4.988.161	310.370	5.866.976
7302300000	Switch-blades, crossing frogs, pointrods and other crossing pieces	105	475	1.631	26.135
7302400000	Fish-plates and sole plates of ironor steel	141.846	149.314	115.378	128.120
7302901000	Sleepers, of iron or steel	23.943	657.692	31.139	893.436
7302909000	Other than sleepers, of iron or steel	51.710	267.612	141.390	919.058
7303001010	Tubes,pipes of cast with an externaldiameter not exceeding 100 mm	697.854	1.303.377	1.617.889	2.601.165
7303001020	Tubes,pipes of cast with an externaldiameter not exceeding 150 mm	218.359	373.296	142.188	286.618
7303001030	Tubes,pipes of cast with an externaldiameter >150 mm and <=600 mm	7.033	240.790	9.001	166.213
7303001090	Oth.Tubes, pipes	136.021	1.222.677	185.844	885.570
7303009010	Hollow profiles, of cast iron withan external diameter < =100 mm	0	13.504	0	11.448
7303009090	Hollow profiles, of cast iron withan external diameter > 100 mm	554.498	8.171.109	576.320	9.202.460
7304110000	Tubes, pipes and hollow profiles,seamless, of stainless steel	5.004.012	13.769.633	4.680.579	20.927.470
7304190000	Oth.tube,pipe&hollow profile,seamless,line pipe of a kind use for oil/gas pipe	22.861.711	114.925.385	21.900.456	141.890.678
7304220010	Oth.tube,pipe&hollow profile,seamless,unfinished drill pipe (green pipe) with	0	27.167	0	148.737
7304220090	Oth.tube,pipe&hollow profile,seamless,unworked pipe end	381.327	1.236.475	2.062.152	3.234.453
7304230010	Unfinished drill pipe (green pipe) withyield strength less than 75,000 psi	14.092	93.596	82.788	292.770
7304230090	Oth. unfinished drill pipe (green pipe)	398.458	1.519.540	610.444	6.190.598
7304240010	Unfinish case&tube, yield strgh<75000Psioth.of stainlss stel for drill	0	32.640	0	69.997
7304240090	Oth.unfinish casetube&unworked,stainlesswith yield strength less than 75,000 psi	2.983	14.412	32.638	63.779
7304290010	Unfinish casetube&unworked pipe endwith yield strength less than 75,000 psi	10.892.122	24.454.474	15.344.556	36.377.194
7304290090	Oth.unfinish casetube&unworked pipe endwith yield strength less than 75,000 psi	7.496.024	17.687.290	11.873.224	36.127.741
7304311000	High press. conduits,of circular cross-sect.of iron/non-alloy steel,cold rolled	92.778	243.967	372.685	924.390
7304319000	Oth.drill Rod Casing&tubing withpin and box threads	1.296.236	4.959.565	3.133.122	14.776.237
7304390000	Oth. Drill Rod Casing and tubingwith pin and	1.204.913	3.706.551	1.448.379	4.898.611
7304410000	Cold-drawn or cold-rolled (cold-reduced)stainless steel	362.755	657.138	726.139	1.674.668
7304490000	Oth. Cold-drawn or cold-rolled(cold-reduced) stainless steel	182.948	698.006	837.258	7.865.961
7304511000	High press. conduits,of circular cross-sect.of oth alloy steel,cold rolled	0	973	0	4.980
7304519000	Oth tubes/pipes/hollow profiles,seamlesscold rolled,crclr c-s of oth alloy steel	67.594	84.438	274.836	373.627
7304590000	Oth.Drill rod casing&tubing with pin&sect.of oth alloy steel,cold rolled	483.781	1.915.569	5.085.216	20.028.479
7304900000	Oth.Drill rod casing&tubing with pin&cold rolled,crclr c-s of oth alloy steel	449.177	2.031.582	2.360.524	10.816.611
7305110000	Lines pipe, for oil or gas longitudinallsubmerged arc welded of iron/steel	201.810	4.273.600	445.588	5.841.430
7305120000	Lines pipe, for oil or gas other, longitudinally welded of iron/steel	0	67.398	0	997.909
7305190000	The oth.line pipe of iron/steel for oil,external diameter > 406.4mm	710.169	3.173.815	1.046.231	8.515.939
7305200000	Casing of iron/steel used in drillingfor oil/gas external diameter 406.4mm	2.006.739	2.187.402	3.084.948	3.457.834
7305311000	Lines pipe, for oil or gas longitudinallstainless steel pipes & tubes	32.164	126.586	263.694	432.121
7305319000	Oth.lines pipe,for oil/gas longitudinallstainless steel pipes & tubes	37	404.198	3.304	797.286
7305390000	Oth.lines pipe,for oil/gas longitudinal	214.631	234.896	152.733	284.104
7305900000	Oth.lines pipe,for oil/gas longitudinallsth.stainless steel pipes & tubes	152.062	301.881	720.565	1.099.420
7306110000	Line pipe of kind use for oil/gas pipewelded, of stainless steel	1.318.910	1.721.090	10.253.791	11.480.183
7306190000	Oth.line pipe of kind use for oil/gaspipe,welded,of stainless steel	318.357	2.987.942	437.101	2.883.243
7306210000	Casing&tubing of a kind use in drillingwelded, of stainless steel	27.538	33.790	153.293	205.082
7306290000	Oth.casing&tubing of a kind use indrilling,welded,of stainless steel	135.686	199.734	168.913	698.165
7306301010	Boilr tube weld,of circulr cross-sect ofiron/non ally stel intrnl diamtr<12.5mm	5.138	141.265	9.660	137.451
7306301020	Boilr tube weld,of circulr cross-sect ofiron/non ally stel intrnl diamtr>=12.5mm	32.044	335.412	42.728	3.250.022
7306302010	Boilr tube weld,of single/double walled,coppr plate,intrnl diamtr<12.5mm	57.617	205.511	432.818	1.343.961
7306302020	Boilr tube weld,of single/double walled,coppr plate,intrnl diamtr>=12.5mm	25.627	60.290	41.508	96.347
7306303000	Boilr tube weld,of single/double walled,coppr plate,sheath pipe for heating	348	933	206	2.386
7306309010	Oth.boilr tube weld,of single/doublewalled,coppr plate,intrnl diamtr<12.5mm	33.533	227.317	279.533	1.842.775
7306309020	Oth.boilr tube weld,of single/doublewalled,coppr plate,intrnl diamtr>=12.5mm	1.040.587	2.901.425	1.666.882	5.468.173
7306401010	Oth.weld,of circulr cross-section ofweld boilr tube w intrnl diamtr<=125 mm	7	6.239	1.078	25.819
7306401090	Oth.weld,of circulr cross-section ofweld boilr tube w intrnl diamtr>125 mm	66.972	158.135	102.928	365.483
7306402000	Welded boiler tubes of stainless steelwith internal diameter >12.5 mm	90.568	334.744	196.273	623.820
7306403000	St'less steel pipes & tubes welded ofcirclr cross sec. w extrl dmtr>105mm	0	19.227	0	85.702
7306409000	Oth,not welded of circular cross sect.with internal diameter > 12,5 mm	520.440	1.347.210	1.240.648	4.085.892
7306501020	Oth.boilr tube,weld,of circlr cross-sectn,oth alloy steel int.dmtr>12.5mm	0	93.071	0	637.292
7306509010	Oth.boilr tube,weld,of circlr cross-high pressure conduits	9	45	78	621
7306509020	Oth.boilr tube,weld,oth.thn high prsrconduit,oth alloy steel int.dmtr<=12.5mm	4.467	11.465	30.345	77.842
7306509030	Oth.boilr tube,weld,oth.thn high prsrconduit,oth alloy steel int.dmtr>12.5mm	447.652	3.855.247	1.421.536	21.505.537
7306610010	Oth.boilr tube,weld,square/rectangularcross sectin,with int.diamtr<=12,5mm	32.378	54.856	38.283	57.782
7306610090	Oth.boilr tube,weld,square/rectangularcross sectin,with int.diamtr>12,5mm	978.778	3.309.439	672.701	2.799.796
7306690010	Oth.boilr tube,non circulr crss-sectionwith internal diameter<=12,5mm	6	6	82	82
7306690090	Oth.boilr tube,non circulr crss-sectionwith internal diameter>12,5mm	27.472	43.139	42.031	137.040
7306901010	Bundy-weld pipes and tubes,with internal diameter <= 12,5mm	29	29	3.041	3.041
7306901090	Bundy-weld pipes and tubes,with internal diameter > 12,5mm	77	15.169	12.007	59.719
7306909010	Oth.thn bundy-weld pipes & tubes,with internal diameter <= 12,5mm	60.834	132.818	203.637	482.755

**I.3. IMPOR MENURUT KOMODITI / IMPORT BY HS COMMODITY**  
**\*\*\* APRIL / APRIL 2010 \*\*\***

HS	Uraian Komoditi Commodity Description	Berat Bersih / Net Weight (Kg)		Nilai / Value C.I.F (US\$)	
		Bulan ini Current Month	Kumulatif Cum.Jan. to date	Bulan ini Current Month	Kumulatif Cum.Jan. to date
7306909090	Oth.thn bundy-weld pipes & tubes,with internal diameter > 12,5mm	4.233.728	10.724.688	4.391.574	73.055.114
7307110000	Cast fitting of non-malleable cast iron	36.662	131.470	61.646	128.844
7307190000	Cast fitting of other than non-malleablecast iron	187.475	1.215.418	916.505	2.856.420
7307210000	Other, of stainless steelflanges	198.474	874.938	476.855	2.401.969
7307220000	Other, of stainless steelthreaded elbows, bends and sleeves	73.813	557.399	679.731	3.693.960
7307230000	Other, of stainless steelbutt welding fittings	35.005	319.163	269.329	2.086.003
7307290000	Oth.,of stainlss steel oth.than flanges,butt welding,threaded elbow,bend&sleeve	226.647	1.053.120	2.302.692	6.728.921
7307910000	Tube or pipe fittings (couplings)flanges	880.440	4.191.861	2.018.689	8.503.727
7307920000	Tube or pipe fittings (couplings)threaded elbows, bends and sleeves	329.330	1.600.085	1.959.858	4.717.414
7307930000	Tube or pipe fittings (couplings)butt welding fittings	413.199	2.128.527	1.313.926	6.086.741
7307990000	Other tube/pipe fittings (couplings)	1.444.433	5.454.453	9.380.105	33.632.328
7308101000	Bridges and bridge sect. w prefab tedtype joined by shear connectors	10	21.323	28	26.133
7308109000	Other bridges and bridge sections	568.841	6.588.077	854.903	13.355.055
7308201100	Towers with prefabricated modular type joined by shear connectors	0	3.110	0	15.140
7308201900	Other towers	368.123	5.747.334	800.528	9.975.564
7308202100	Lattice masts w prefabricated modular type joined by shear connectors	1	1	1	1
7308202900	Other lattice masts	207.939	485.347	143.582	532.583
7308300000	Doors, windows and their framesand thres hold for doors	140.222	686.352	583.934	3.977.396
7308401000	Equip. for scaffolding w prefabricatedmodlr type joined by shear connectors	0	329	0	883
7308409000	Other equipment for scaffolding,shuttering, propping or pit propping	351.563	2.365.251	1.395.791	5.641.837
7308902000	Other, prefabricated modular type joined by shear connectors	449.164	684.843	422.721	749.447
7308903000	Oth. corrug,curved/bent galv'd plt fass'bly.into undgrnd conduits&culvert	559.314	614.354	911.121	1.081.596
7308904000	Oth parts of tub/tunnels,made of formd&bended corrugated sheet of iron/steel	40.568	494.871	69.110	1.303.244
7308905000	Other, prefabricated modularrail for ships	0	22.079	0	26.805
7308909000	Other structures and partsof structures of iron or steel	9.978.396	35.493.195	35.909.584	97.667.909
7309000000	Reservoir,tank,vat&similar containerof iron/steel, capacity > 300 ltr	1.277.367	3.319.790	5.797.257	51.299.494
7310100010	Tank,cask,drum,can,boxe&similarfor transporting or coagulating latex	16.256	26.564	184.362	280.929
7310100020	Tank,cask,drum,can,boxe&similarof iron or steel casting in the rough	24.169	58.852	71.463	218.451
7310100030	Tank,cask,drum,can,boxe&similarother of iron/steel forging/stamping	46.626	83.475	125.369	203.180
7310100090	Oth.tank,cask,drum,can,boxe&similar	591.782	2.014.194	1.771.806	4.612.291
7310211010	Cans <1L,closed by soldering ofiron/steel casting in the rough	208	208	302	302
7310211020	Cans <1L,closed by soldering ofiron/steel forging or stamping in	350	44.022	785	112.149
7310211090	Oth.cans <1L,closed by soldering ofiron/steel	1.426	15.950	5.763	66.287
7310219010	Cans >1L & <50L,closed by soldering ofiron/steel casting in the rough	7	10.003	6	100.315
7310219020	Cans >1L & <50L,closed by soldering ofiron/steel forging or stamping in	0	3.510	0	10.044
7310219090	Oth.cans >1L & <50L,closed bysoldering of iron/steel	183.900	683.961	511.251	1.925.763
7310291010	Cans <1L,not soldering ofiron/steel casting in the rough	5.563	6.551	29.566	43.414
7310291020	Cans <1L,not soldering ofiron/steel forging or stamping in	105	744	1.948	8.966
7310291090	Oth.cans <1L,not soldering ofiron/steel	195.338	389.738	606.654	1.288.255
7310299010	Cans >1L & <50L,not soldering ofiron/steel casting in the rough	30	171	1.252	5.932
7310299020	Cans >1L & <50L,not soldering ofiron/steel forging or stamping in	0	2.503	0	8.279
7310299090	Oth.cans >1L & <50L,not soldering of iron/steel	1.470.003	3.225.713	221.859	644.003
7311001100	Cont'ners for compressed/liquefied gasseamless stl cylinders, capacity< 30 ltr	52.600	190.061	94.526	418.913
7311001900	Other seamless steel cylinders	755.297	2.652.832	2.738.147	6.074.822
7311009100	Other containers of iron or steelwith capacity of less than 30 l	120.551	239.908	196.647	378.604
7311009900	Other containers of iron or steel	516.960	827.746	249.622	1.299.715
7312101000	Standed wr,ropes & cables for lockedcoil,flatt'ed strands&non rotting wr rp	205.749	385.084	338.533	594.962
7312102000	Stranded wire,rope&cables by plated/coatd wth brass,& of a nom.d<=3mm	517.177	1.868.405	1.334.501	5.229.010
7312104000	Stranded wire, rope and cables withstranded wire of diameter of< 3 mm	14.045	60.791	151.028	635.865
7312109000	Other stranded wire, rope and cables	1.235.037	6.015.732	2.337.751	13.922.761
7312900000	Oth stranded wire, rope and cables,plaitd bnds,slings&of ir/stl not elect	863.660	3.051.616	1.735.020	5.698.777
7313000000	Barbed wr of iron/steel; twisted hoop&of a kind used f fencing of iron/stl	61.031	327.183	39.223	229.525
7314120000	Woven cloth with endless bandsfor machinery, of stainless steel	134	96.673	8.125	113.936
7314140000	Woven cloth, of stainless steel	38.769	240.114	299.822	1.369.482
7314191000	Endless bands for machinery oth thn ofstainless steel	16.608	17.873	20.795	32.787
7314199000	Other woven cloth, not stainless steel	6.680	45.201	86.890	615.213
7314200000	Grill&fencing,welded at the intersectofwr wth a max.sect.d>3mm&mesh s>100cm	191.902	1.226.851	301.101	1.426.337
7314310000	Other grill, netting & fencing,welddat the intersect.by pltd/coatd w zinc	128.224	1.286.255	59.409	619.224
7314390000	Oth grill, netting and fencing,welddat the intersection	735.281	1.776.157	643.330	2.099.615
7314410000	Oth cloth, grill, netting and fencingby plated or coated with zinc	88.156	667.703	106.660	582.192
7314420000	Oth cloth, grill, netting and fencingby coated with plastics	17.965	238.187	6.360	184.764
7314490000	Oth cloth, grill, netting and fencing	120.140	1.191.332	124.894	890.783
7314500000	Expanded metal	33.696	109.852	26.245	281.989
7315111100	Roller chain for bicyclesof mild steel	48.544	223.140	115.116	377.905
7315111200	Roller chain for motorcyclesof mild steel	378.632	1.730.084	959.466	5.024.951
7315111900	Other mild steel for roller chain	138.640	363.466	830.595	1.833.350
7315112100	Other roller chain for bicycles	15.821	65.311	33.106	88.422
7315112200	Other roller chain for motorcycles	600.790	1.916.750	1.637.146	5.407.806
7315112300	Oth roller chain transmis. type6mm < pitch length <= 3mm	14.627	50.743	35.782	494.320
7315112900	Other roller chain	158.831	606.521	584.333	1.899.655
7315120000	Other roller chainof mild steel	273.711	1.236.423	1.003.868	3.622.850
7315191100	Roller chain for bicyclesof bicycle chain	0	13.669	0	12.826
7315191200	Roller chain for motorcyclesof motorcycle chain	13.811	45.693	226.577	869.824
7315191900	Other roller chainof other mild steel	2.868	39.014	9.953	78.932
7315199100	Other roller chain for bicyclesof bicycle chain	0	21	0	2.028
7315199200	Other roller chain for motorcyclesof motorcycle chain	2.704	12.669	105.990	525.396
7315199900	Other roller chain of other thanbicycle chain&motocycle chain	46.882	96.194	112.606	451.270
7315201000	Skid chainof mild steel	1.035	9.661	3.715	90.449



**I.3. IMPOR MENURUT KOMODITI / IMPORT BY HS COMMODITY**  
**\*\*\* APRIL / APRIL 2010 \*\*\***

HS	Uraian Komoditi Commodity Description	Berat Bersih / Net Weight (Kg)		Nilai / Value C.I.F (US\$)	
		Bulan ini Current Month	Kumulatif Cum.Jan. to date	Bulan ini Current Month	Kumulatif Cum.Jan. to date
7315209000	Other Skid chainof mild steel	2.282	18.801	11.601	62.636
7315811000	Stud-linkof mild steel	1.246	11.601	30.030	75.518
7315819000	Other Stud-linkof mild steel	80.114	859.610	165.269	2.249.280
7315821000	Other, welded linkof mild steel	10.668	68.089	154.150	284.286
7315829000	Other, welded link	81.889	375.893	114.598	647.308
7315891200	Other chain for motorcyclesof mild steel	93.727	391.204	928.321	4.165.642
7315891900	Other chain of mild steel not formotorcyclcles and bicycles	3.787	14.698	25.233	148.495
7315892200	Other chain for motorcyclesof other than mild steel	0	29.147	0	15.483
7315892900	Other chain not mild steel, not formotorcyclcles and bicycles	87.490	485.579	409.714	1.609.601
7315901000	Other parts of chain for motorcyclesand bicycles	1.934	7.855	19.248	74.238
7315909000	Other parts of chain not formotorcyclcles and bicycles	299.352	938.541	862.193	2.849.919
7316000000	Anchors, grapnels and parts thereof,of iron or steel	182.391	1.231.291	591.440	3.419.484
7317001000	Wire nails	350.388	831.538	298.908	733.550
7317002000	Staples	176.581	493.024	180.080	683.532
7317009010	Dog spikes for rail sleepers,carding -tacks&similar articles,of iron or steel,	77.452	164.540	97.826	197.472
7317009020	connector & anti-splitting,connector andHob nails for footwear, ring nails	21.521	56.419	48.585	160.158
7317009030	connector and anti-splitting, connectorHooknails	3.955	17.366	27.815	118.357
7317009040	connector and anti-splitting, connectorCorrugated nails, drawing pins and tacks	475.240	2.378.449	166.060	863.163
7317009090	Oth.connector and anti-splitting,conn -ector and anti splitting	1.129.356	4.085.386	522.865	1.886.071
7318110000	Threaded articles for coach screws	5.099	24.548	30.254	114.197
7318121000	Other wood screws with an externaldiameter not exceeding 16 mm	5.395	21.119	15.190	61.923
7318129000	Other wood screws	47.841	212.985	324.945	893.442
7318131000	Screw hooks and screw rings with anexternal dmtr not exceeding 16mm	4.591	11.859	84.638	362.204
7318139000	Other screw hooks and screw rings	50.468	233.177	193.492	577.197
7318141000	Self tapping screw with an externaldiameter not exceeding 16 mm	10.196	35.111	991.986	1.253.496
7318149000	Other self tapping screws	65.205	201.962	369.986	1.269.206
7318151100	Screw metal with/without nuts/washerswith an external diameter <=16 mm	204.723	759.601	2.412.033	7.011.393
7318151200	Bolts for metal, with/ without nuts ofan external diameter <= 16mm	2.286.910	5.256.864	8.002.740	26.536.597
7318151900	Oth screws&bolts whether/not without -their nut/washers wth.an ext'l dmtr>16mm	611.970	1.455.553	1.110.205	4.536.250
7318159100	Other screws for metal with or withoutnuts or washers	106.030	324.244	793.268	2.562.857
7318159200	Other bolts for metal,with or without nuts	524.982	2.176.854	1.579.725	7.072.435
7318159900	Other screws and bolts whether or notwith their nut or washers	225.116	999.371	1.008.446	4.207.499
7318161000	Nuts with an external diameter notexceeding 16 mm	191.457	895.125	1.119.557	4.782.272
7318169000	Other nuts	1.031.686	3.987.095	4.928.735	18.314.601
7318191000	Other threaded articles of an externaldiameter not exceeding 16 mm	9.200	45.572	109.908	479.099
7318199000	Other threaded articles of ironand steel	630.918	2.434.849	1.439.486	5.562.307
7318211000	Non threaded artic. for spring washers&oth lock washers w an ext'nal d<16mm	6.289	23.608	27.632	107.367
7318219000	Other spring washersand other lock washers	139.005	556.942	664.951	2.860.324
7318221000	Other washers with an externaldiameter not exceeding 16 mm	51.886	172.915	803.961	2.693.250
7318229000	Other washers	433.284	1.763.635	3.178.473	12.618.082
7318231000	Rivet with an external diameternot exceeding 16 mm	20.862	101.238	153.582	611.192
7318239000	Other rivets	15.128	57.578	200.007	639.720
7318241000	Cotters& cotters pins with an externaldiameter not exceeding 16 mm	52.622	181.061	807.598	2.704.289
7318249000	Other cotters and cotter pins	66.439	356.179	989.778	4.134.685
7318291000	Oth non threaded articles wth anexternal diameter <= 16 mm	59.113	192.194	988.873	3.439.555
7318299000	Other non threaded articles	494.194	1.665.799	3.677.536	13.077.889
7319200000	Safety pins	3.546	50.264	17.379	157.617
7319300000	Other pins	313.615	939.493	1.817.844	6.099.855
7319900000	Oth similar articles for use in hand,of iron or steel	19.589	94.578	207.292	945.845
7320101000	Leaf springs and leavesfor motor vehicles	70.460	243.484	322.639	1.122.680
7320109000	Other leaf springs and leaves	44.880	154.234	472.404	1.889.858
7320201000	Helical springs for motor vehicles	57.368	327.672	886.250	3.825.078
7320209010	Other Helical springs for motor vehiclesFor motor vehicles or earth moving	126.441	336.128	1.130.940	3.033.548
7320209090	Other Helical springs for motor vehicles	56.721	247.281	526.603	2.068.711
7320901000	Other springs and leavesfor motor vehicles	89.382	275.419	704.573	2.354.582
7320909000	Other springs and leaves	131.584	445.189	884.865	2.872.621
7321110000	Cooking appliances and plate warmersFor gas fuel or for both gas and other	116.627	429.460	388.847	1.482.770
7321120000	Cooking appliances and plate warmerswith liquid fuel	15.832	100.300	33.588	127.623
7321190000	Other Cooking appliances & plate warmersincluding appliances for solid fuel	3.517	12.701	18.430	46.559
7321810000	Other appliances with gas fuel orfor both gas and other fuels	0	11.521	0	22.331
7321890000	Other appliances with solid fuel	20.048	38.601	14.195	26.826
7321901000	Oth cooking appliances & plate warmersOf burner for kerosene stoves	22	20.335	359	51.959
7321909000	Other Cooking appliances and platewarmers	680.552	1.675.448	2.284.579	5.726.987
7322110000	Radiators and parts of cast iron	277	1.343	1.091	28.773
7322190000	Other parts of radiators	106.893	329.940	548.894	1.604.382
7322900000	Other radiators for central heating	47.095	118.373	460.937	1.248.627
7323100000	Iron/steel wool; pot scourers&scouringor polishing pads, gloves and the like	87.896	373.419	144.888	570.481
7323911000	Kitchenware of cast iron ,not enamelled	51.252	113.867	140.800	412.855
7323919000	Household articles of cast ironnot enamelled	37.380	109.584	98.605	243.488
7323920000	Household articles of cast iron,enamelled	125.926	346.674	162.818	508.529
7323931000	Kitchenware of stainless steel	392.503	1.355.383	1.100.014	3.629.330
7323939000	Other household articlesof stainless steel	160.385	602.812	387.636	1.207.979
7323940000	Household of iron(oth. than cast iron)or steel, enamelled	151.874	700.510	179.189	838.888
7323991000	Other kitchenware	104.343	445.640	248.272	1.089.047
7323999000	Other household articlesof iron or steel	149.664	460.231	444.504	1.132.106
7324100000	Sinks and wash basins,of stainless steel	212.590	544.469	276.943	967.711
7324210000	Bath of cast iron, whetheror not enamelled	6.848	13.878	8.715	33.503
7324290000	Bath of stainless steel	7.816	46.438	49.471	202.967

**I.3. IMPOR MENURUT KOMODITI / IMPORT BY HS COMMODITY**  
**\*\*\* APRIL / APRIL 2010 \*\*\***

HS	Uraian Komoditi Commodity Description	Berat Bersih / Net Weight (Kg)		Nilai / Value C.I.F (US\$)	
		Bulan ini Current Month	Kumulatif Cum.Jan. to date	Bulan ini Current Month	Kumulatif Cum.Jan. to date
7324901000	Sanitary ware for flushing waterclosets or urinals (fixed type)	23.971	30.993	55.541	98.719
7324902000	Sanitary ware of bedpans,urinals( portable type ) and chamber pots	875	1.637	11.954	16.066
7324909000	Other sanitary ware	53.013	398.091	142.628	1.101.120
7325101000	Other cast articles of non malleablecast iron by latex spouts & latex cups	21.640	21.640	82.500	82.500
7325109000	Other cast articles ofnon malleable cast iron	51.053	286.584	220.300	994.821
7325910000	Grinding balls and similar articlesfor mills	148.047	6.934.245	189.915	9.436.969
7325991000	Other cast articles of malleable castiron by latex spouts and latex cups	0	4.010	0	66.760
7325999000	Other cast articles ofmalleable cast iron	262.196	387.714	689.903	1.306.165
7326110000	Grinding balls&similar artic.for millsforged/stamped but not further works	1.631.818	9.936.615	1.644.941	10.531.701
7326190000	Other articles of iron or steelbut not forged or stamped	248.342	2.380.387	1.505.038	8.422.997
7326202000	Articles of iron or steel wirefor rat traps	49	535	92	4.866
7326205000	Articles of iron or steel wireWire poultry cages and the like	74.339	197.884	104.739	291.673
7326209000	Other articles of non ironor steel wire	74.318	533.808	292.160	1.406.622
7326901000	Ships' rudders not forged or stamped	98.290	161.194	329.285	1.025.720
7326903000	Stainless stl shield&clamp assembly wthruhb.sl for hubless cast ir&pipes fit.	132.060	555.938	938.927	3.008.758
7326904000	Latex spouts and latex cupsbut not forged or stamped	1	15	34	219
7326905000	Rat traps but not forged or stamped	286	374	3.820	4.137
7326907000	Stainless steel shield, clamp assemblyHorsesshoes; riding boot spurs	8.842	33.233	134.452	570.932
7326909000	Other articles not forged or steamed	2.836.530	11.279.679	13.415.205	64.729.528
7401000000	Copper mattes, cement copper(precipitated)	0	23.081	0	193.845
7402000000	Unrefined copper,copper anodes for elec-trolytic refining.	2.320	7.540	6.397	64.460
7403110000	Refined copper for cathodes andsections of cathodes	5.852.291	20.940.265	42.492.043	147.632.155
7403120000	Refined copper for wire-bars	24.214	154.603	21.963	126.567
7403130000	Refined cooper for billets	0	9.807.718	0	4.581.799
7403190000	Other refined copper, unwrought	16.026	98.683	28.845	646.552
7403210000	Copper alloys for copper-zinc basealloys (brass)	175.135	719.937	1.383.472	5.537.092
7403220000	Copper alloys for copper-tin basealloys (bronze)	108.151	165.733	492.064	1.548.628
7403290000	Copper alloys for oth copper alloys(oth than master alloys of head.74,05)	47.629	181.574	488.801	1.761.848
7404000000	Copper waste and scrap.	897.919	3.708.645	6.250.355	24.896.305
7405000000	Master alloys of copper.	1.373	1.374	2.070	2.085
7406100000	Powders of non-lamellar structure	21.945	78.302	260.788	763.626
7406200000	Powders of lamellar structure; flakes	62.799	180.633	488.341	1.674.798
7407103000	Profiles of refined copper	908	15.043	12.007	147.555
7407109000	Other Profiles of refined copper	113.583	491.622	723.670	3.155.709
7407210000	Profiles of refined copperOf copper-zinc base alloys (brass)	258.480	1.040.043	1.165.046	5.032.030
7407290000	Other of copper alloys	40.372	259.537	428.840	2.223.511
7408110000	Copper wire.Of which the maximum cross-sectional	5.888	1.443.827	95.974	10.101.959
7408190000	Other wire of refined copper	842.047	2.844.639	5.760.211	17.342.878
7408210000	Copper wire of copper alloys withcopper zinc base alloys (brass)	210.605	873.967	1.675.643	5.876.747
7408220000	Copper wire of copper alloys w copper-nick bs alloys/c-nickel-zinc bs alloys	9.581	33.310	81.684	338.851
7408290000	Other copper alloys for copper wire	20.317	116.418	251.895	1.334.352
7409110000	Copper plates, sheets and strips, of refined copper in coils	75.067	497.227	568.509	3.402.487
7409190000	Copper plates, sheets and strips, of refined copper, not in coils	201.901	861.766	1.376.537	5.973.726
7409210000	Copper plates, sheets,strips, of coppertzinc base alloys (brass), in coils	441.294	1.559.869	3.261.430	14.310.544
7409290000	Copper plates, sheets,strips, of coppertzinc base alloys (brass), not in coils	31.735	214.237	150.255	1.294.533
7409310000	Copper plates, sheets,strips, of coppertin base alloys (brass), in coils	402.740	1.107.801	3.487.210	9.844.396
7409390000	Copper plates, sheets,strips, of coppertin base alloys (brass), not in coils	18.921	82.690	152.883	492.819
7409400000	Copper-nickel base alloy (cupro-nickel),copper-nickel-zinc base alloys unrefined	111.578	415.238	966.475	3.759.677
7409900000	Other copper alloys, unrefined	616	30.760	8.758	82.786
7410110000	Copper foil, refined, thickness < 0.15mm, not backed	123.491	398.676	1.068.653	3.492.989
7410120000	Copper alloys, refined, thickness< 0.15 mm, not backed	68.076	264.076	525.065	1.942.254
7410210010	Reinforced sheets/plates of polyamide,of refined copper, backed	758	38.012	7.525	166.968
7410210020	Reinforced sheets/plates of polyamide,Copper clad laminate for PCBs	363.647	2.129.015	1.678.437	8.978.280
7410210090	Reinforced sheets/plates of polyamide,Copper clad laminate not for PCBs	22.034	108.773	206.853	1.174.098
7410220000	Reinforced sheets/plates of polyamide,Of copper alloys, unrefined	15.258	40.894	113.575	337.699
7411100000	Copper tubes & pipes of refined copper	403.454	1.411.302	3.398.316	9.576.343
7411210000	Copper tubes & pipes of copper alloyswith copper-zinc base alloys (brass)	167.811	524.687	911.911	3.101.134
7411220000	Copper tubes & pipes of copper alloyswith cupro-nickel or nickel silver	2.743	7.115	91.924	252.672
7411290000	Other copper tubes and pipes	225.534	742.568	1.348.749	4.863.190
7412100000	Copper tube or pipe fitting ofrefined copper	37.271	78.145	81.123	262.100
7412201000	Copper tube or pipe fitting ofcopper-zinc base alloys (brass)	25.048	79.655	195.918	576.319
7412209000	Copper alloys, not brass, refined	129.886	370.440	423.259	1.988.098
7413000000	Stranded wire,cable,plaited bands,of copper, not electrically insulated.	69.946	252.737	1.397.194	2.483.421
7415101000	Nails&tacks(incl.drwing pins)of copperiron or steel with head of copper	20.235	148.853	47.187	583.932
7415102000	Staples and similar articles of copper	131	25.387	195	25.680
7415109000	Tacks, drawing pins, & similar articles	9.679	84.394	87.490	561.183
7415210000	Washers (including spring washers)but not threaded	3.445	19.580	27.603	130.793
7415290000	Other articles of copper, not threaded	5.073	38.752	84.392	446.603
7415331000	Screws	49.969	202.206	290.160	1.265.608
7415332000	Bolts and nuts	48.294	241.468	237.289	1.113.321
7415390000	Other articles of copper, threaded	21.988	96.697	171.767	819.239
7418110000	Pot scourers and scouring or polishingpads, gloves and the like	84	148	2.298	2.564
7418190000	Other Pot scourers & scouring/polishing	951	53.711	3.948	70.947
7418200000	Sanitary ware and parts thereof	4.348	32.522	53.183	298.423
7419100000	Chain and parts thereof of copper	125	14.809	2.409	49.772
7419910010	Fittings for fire hoses, of copper	1.261	4.366	22.237	58.896
7419910020	Reservoirs, tanks, vats and similarof copper	871	8.813	12.871	152.955
7419910030	Electroplating anodes,machine beltfor ships or other vessel	28.237	89.476	186.436	632.863

**I.3. IMPOR MENURUT KOMODITI / IMPORT BY HS COMMODITY**  
**\*\*\* APRIL / APRIL 2010 \*\*\***

HS	Uraian Komoditi Commodity Description	Berat Bersih / Net Weight (Kg)		Nilai / Value C.I.F (US\$)	
		Bulan ini Current Month	Kumulatif Cum.Jan. to date	Bulan ini Current Month	Kumulatif Cum.Jan. to date
7419910090	Oth table, kichen,cast, moulded, stamped/forged but not further worked	8.440	77.202	82.064	626.343
7419991000	Electroplating anodes, machine belt fastener, fitting for ships, fire hoses	16.561	120.131	140.451	1.140.167
7419992000	Similar containers not fitted with mech./thermal equip. of a cap. of <=300l	1.681	12.905	22.593	139.372
7419993100	Grill and netting of copper wire for machinery	3.264	8.289	76.752	368.388
7419993910	Grill and netting of copper wire Cloth suitable for making mosquito nets	97	8.038	1.512	11.996
7419993990	Other grill and netting of copper wire	5.938	12.196	25.980	79.166
7419994000	Other grill and netting of copper wire Springs	2.992	49.303	45.079	167.286
7419995000	Other grill and netting of copper wire Cigarette cases or boxes and similar	0	559	0	3.566
7419999000	Other articles of non copper	7.351	79.401	64.412	549.573
7501100000	Nickel mattes	0	299	0	3.630
7502100000	Nickel, not alloyed	28.879	138.286	266.546	1.570.362
7502200000	Nickel alloys	1	14.157	13	12.386
7504000000	Nickel powders and flakes.	4.045	10.280	106.449	236.220
7505110000	Bars, rods and profiles of nickel, not alloyed	351	1.909	14.257	61.613
7505120000	Bars, rods & profiles of nickel alloys	330	1.906	15.914	63.911
7505210000	Wire of nickel, not alloyed	8.938	25.633	133.520	438.883
7505220000	Wire of nickel alloys	20.454	54.377	311.165	803.274
7506100000	Nickel plates, sheets, strip & foil of nickel, not alloyed	7.624	9.892	87.047	147.913
7506200000	Nickel plates, sheets, strip and foil of nickel alloys	24.029	152.251	693.033	1.807.725
7507110000	Tubes and pipes of nickel, not alloyed	5.212	14.459	115.052	326.586
7507120000	Tubes and pipes of nickel alloys	45	11.031	2.925	454.178
7507200000	Tube or pipe fittings	232	4.834	57.495	137.522
7508100000	Cloth, grill and netting, of nickel wire	1	6.588	64	17.945
7508903000	Bolts and nuts of non nickel	1.081	10.409	26.721	194.743
7508904000	Other articles suitable for use in building of non nickel	26	152	311	3.547
7508909010	Electro-plating anodes, wrought or un-wrought, including those produced by	21.865	122.970	321.519	1.489.187
7508909020	Screens for printing machines	20.256	78.754	172.532	475.150
7508909090	Other Nickel tubes, pipes, tube, pipe fittings	6.573	18.823	160.788	364.998
7601100000	Aluminium, not alloyed	15.411.289	58.902.964	34.225.567	129.527.854
7601200000	Aluminium alloys	11.264.929	43.379.646	25.983.569	95.581.138
7602000000	Aluminium waste and scrap.	2.824.364	11.077.952	4.891.229	17.655.342
7603100000	Aluminium powders of non-lamellar structure	161.879	419.826	508.235	1.332.533
7603200010	Aluminium powders and flakes of flakes	2.647	92.829	1.701	157.483
7603200020	Aluminium powders and flakes, powder of lamellar structure	22.924	80.492	115.599	352.893
7604101000	Bars and rods of aluminium not alloyed	49.897	202.107	273.001	927.671
7604109010	Profiles suitable for use as heat sink with cross-section dimension < 17,5x17,5 cm	5.374	16.679	81.977	241.140
7604109090	Oth profiles suitable for use as heat sink	83.938	227.634	319.964	1.017.449
7604211000	Perforated tube profile for evaporator coils of motor vehicle	977	3.523	7.794	60.428
7604219000	Oth hollow profiles of aluminium alloys	259.974	918.987	1.297.154	4.619.997
7604291010	Extruded bars and rods not surface treated	85.016	170.298	216.186	519.572
7604291020	Extruded bars and rods surface treated	5.455	16.048	17.030	42.699
7604293000	Y-shaped profiles for zip fasteners, in coils of non aluminium alloys	4.582	13.880	101.969	334.425
7604299000	Other bars, rods and profiles of non aluminium alloys	327.348	1.305.116	871.914	3.588.429
7605110000	Alum. wire of aluminium not alloyed which the max. cross-section dimension exceeds	10.114	55.187	41.511	264.771
7605191000	Aluminium wire of non aluminium not alloyed with a diameter < 0.0508 mm	0	656	0	14.213
7605199000	Other aluminium wire of non aluminium not alloyed	44.032	168.144	242.186	885.474
7605210000	Alum. wire of aluminium alloys which the max. cross-section dimension > 7 mm	6.026	7.389	33.741	39.237
7605291000	Aluminium wire of non aluminium alloys with a diameter not exceeding 0.254 mm	8.412	69.176	8.250	138.792
7605299000	Other aluminium wire of non aluminium alloys	59.145	244.081	312.037	1.052.880
7606110010	Aluminium plates, sheets & strip of plain figured by rolling of thick. > 0.2 mm	72.496	207.764	185.970	690.396
7606110090	Oth aluminium plates, sheets & strip of plain/figured by rolling of thick. > 0.2 mm	1.171.268	7.062.636	3.323.386	18.135.233
7606121010	Can stock (alloy 3004, 3104 or 5182, of thickness > 0,25 mm, in coil	71.159	353.514	351.914	1.403.753
7606121090	Oth. Can stock (alloy 3004, 3104, 5182, of thickness > 0,25 mm, in coil	15.747	155.026	97.592	466.830
7606123100	Sheets of alum. rigid container sheet alloy 5182, 5082, hardness H19 < 1,000 mm in width	156.995	423.063	676.901	1.740.444
7606123910	Other aluminium sheet/coil not exceeding 1,000 mm in width	1.870.297	5.750.838	5.227.050	15.087.257
7606123920	Other aluminium sheet / coil exceeding 1,000 mm in width	1.847.846	7.749.712	5.622.224	21.279.212
7606123930	Aluminium Litho Grade sheet/coil alloy HA 1052 hardness temper H19 and alloy	29.136	49.375	46.407	131.101
7606123990	Other aluminium sheet	625.436	1.787.094	2.642.371	7.060.919
7606124000	Oth, plain/figured by roll./press. but not surface treated of non alum. alloys	231.439	1.042.004	716.769	3.321.462
7606129000	Other aluminium plate rectangular of aluminium alloys	288.216	1.086.977	1.155.172	5.314.314
7606912000	Oth alum. not alloyed, plain/figured by rolling/pressing but not surface treated	18.010	33.260	56.690	98.829
7606919000	Oth aluminium plate, not rectangular of aluminium, not alloyed	44.528	102.826	214.771	564.298
7606923010	Venetian blind slat, whether or not rolled or cut, in width < 1,000 mm	3.222	17.793	7.455	76.618
7606923020	Sheet or coil of alum. rigid container sheet alloy 5182, 5082, hardness H19	0	34.080	0	234.507
7606923090	Oth. than Sheet/coil of aluminium rigid container sheet alloy 5182, 5082, hard H19	137.481	549.551	251.174	905.211
7606929010	Oth venetian blind slat, whether or not rolled or cut, in width < 1,000 mm	5.827	6.417	16.308	24.899
7606929020	Oth. sheet/coil of alum. rigid container sheet alloy 5182, 5082, hardness H19	4.339	7.503	63.073	149.463
7606929090	Other aluminium alloys	254.217	1.188.496	605.801	2.287.142
7607110000	Aluminium foil not backed, rolled but not further worked	354.757	2.149.251	1.448.822	8.028.070
7607191000	Foil of aluminium alloy A1075 or A3903 not back, oth than rolled but not worked	19.786	51.284	147.114	437.387
7607199000	Oth than foil aluminium alloy A1075/a3903 not back, oth than roll but not worked	378.964	1.216.471	3.615.477	9.303.012
7607204000	Aluminium foil backed for imitation gold or silver	1.577	29.317	32.066	109.365
7607209010	Aluminium foil laquer coated (white or of thickness > 0,05 mm or < 0,15 mm	116.123	490.244	1.261.131	6.064.520
7607209090	Oth. aluminium foil, backed, thickness <= 0.2 mm	159.118	534.742	1.247.724	3.816.635
7608100000	Aluminium tubes and pipes of aluminium, not alloyed	21.257	160.441	92.530	441.594
7608200000	Aluminium tubes and pipes of aluminium alloys	135.135	513.957	614.592	2.809.481
7609000000	Aluminium tube or pipe fittings (for example, coupling, elbows, sleeves)	41.737	149.642	441.557	1.473.446
7610100000	Alum. structures for doors, windows & their frames and thresholds for doors	92.207	277.232	453.316	824.333

**I.3. IMPOR MENURUT KOMODITI / IMPORT BY HS COMMODITY**  
**\*\*\* APRIL / APRIL 2010 \*\*\***

HS	Uraian Komoditi Commodity Description	Berat Bersih / Net Weight (Kg)		Nilai / Value C.I.F (US\$)	
		Bulan ini Current Month	Kumulatif Cum.Jan. to date	Bulan ini Current Month	Kumulatif Cum.Jan. to date
7610901000	Oth alum. structures for bridges and bridge section, towers, lattice masts	240.578	242.819	3.076.217	3.090.239
7610909000	Other aluminium structures	386.964	1.528.324	599.140	2.086.749
7611000000	Aluminium reservoirs, tanks, vats and similar containers for any material	13.781	46.445	159.513	777.062
7612100000	Alum. collapsible tubular containers	6.889	40.301	96.211	467.044
7612909000	Oth.aluminium casks, drums, cans, boxes & containers, for any material	269.502	1.183.738	1.439.390	5.587.229
7613000000	Aluminium containers for compressed or liquified gas	1.632	7.537	53.942	202.423
7614101100	Cable with steel core of circular cross section not exceeding 500 mm	0	88	0	579
7614101200	Cable with steel core of circular cross section > 500 mm but < 1,000 mm	0	1	0	56
7614101900	Other cable with steel core	6.608	29.617	10.602	166.622
7614109000	Other stranded wire with steel core	101.507	806.851	439.006	1.959.569
7614901100	Cable without steel core of circular cross section not exceeding 500 mm	0	1.548	0	19.708
7614901200	Cable without steel core of circular cross section > 500 mm but < 630 mm	13	21	639	965
7614901900	Other cable without steel core	28	1.059	348	11.805
7614909000	Other stranded wire without steel core	7.604	102.646	123.867	408.430
7615110000	Pot scourers and scouring or polishing pads, gloves and the like of aluminium	1.244	1.578	1.741	2.902
7615190000	Oth table, kitchen/oth household articles & parts thereof of aluminium	222.844	565.631	806.610	1.729.719
7615201000	Bedpans, urinals (portable type) and chamber	0	14	0	1.563
7615209000	Other sanitary ware and parts thereof of aluminium	44.273	223.018	140.187	605.709
7616101000	Nails of aluminium	10.023	27.817	12.296	121.380
7616102000	Staples and hooks of aluminium	19.344	109.900	135.937	548.192
7616109000	Tacks, rivets, cotters, cotter pins and washers of aluminium	36.716	161.902	568.378	2.087.072
7616910000	Other cloth, grill, netting and fencing, of aluminium wire	7.210	279.321	38.192	364.202
7616992000	Ferrules for use in the manufacture of pencils	65.897	130.821	318.421	793.925
7616993000	Alum. slugs, round, of such dim. that the thick's > one tenth of the diameter	120.686	520.238	340.043	1.508.534
7616994000	Bobbins, spools, reels and similar supports for textile yarn	29.596	54.618	118.584	334.666
7616999010	Venetian blinds	11.216	26.042	52.458	157.211
7616999090	Other articles of aluminium	221.125	914.523	1.954.886	9.689.209
7801100000	Refined lead	3.323.732	15.787.755	7.447.764	35.767.026
7801910000	Oth unwrought lead & containing by weight antimony as the principal other element	2.106.546	8.534.172	4.329.162	17.994.846
7801991000	Oth unwrought lead & containing by weight refined	94.276	397.533	197.053	814.412
7801999000	Oth unwrought lead & containing by weight	884.021	2.036.599	1.778.053	4.131.354
7804110000	Sheets, strip and foil of a thickness < 0,2 mm	347	1.709	4.706	20.415
7804190010	Lead embossed, cut to shape, perforated, coated, printed, backed, reinforced material	11.551	54.507	370.770	1.719.065
7804190090	Oth. lead plates, sheets, strip and foil, lead	25.514	48.703	101.612	243.985
7804200000	Powders and flakes	637	1.064	5.700	9.617
7806002000	Other articles of lead, bars, rods, profiles and wire	1.322	4.909	23.355	79.531
7806003000	Other articles of lead, tubes, pipes and tube or pipe fittings (for	173	362	1.039	2.325
7806009010	Lead wool, washers, electro-plating anodes	928	2.262	3.561	8.511
7806009090	Other articles of lead	3.013	24.099	49.900	189.471
7901110000	Zinc not alloyed containing by weight 99.99% or more of zinc	4.758.071	20.323.534	10.886.050	48.407.172
7901120000	Zinc not alloyed containing by weight < 99.99% of zinc	3.518.664	11.422.922	8.399.925	27.149.968
7901200000	Zinc alloys	1.405.123	5.471.846	3.284.667	12.948.368
7903100000	Zinc dust	124.040	459.816	369.430	1.331.419
7903900000	Zinc powders and flakes	105.974	541.550	418.331	2.103.040
7904000010	Zinc wire, bars, rods, not surface treated	12.665	52.822	67.148	491.047
7904000090	Zinc profiles	6.475	20.731	46.753	112.144
7905001010	Zinc plates, sheets, strip not surface treated	318.782	806.216	379.178	972.508
7905001020	Zinc plates, sheets, strip surface treated	43.880	148.738	38.093	129.478
7905002010	Zinc foil not surface treated	9.669	15.845	16.373	30.190
7905002090	Zinc foil surface treated	0	4.851	0	9.545
7907003000	Gutters, roof capping, skylight frames & oth fabricated building components	30.032	205.629	35.966	368.426
7907004000	Zinc tubes, pipes, tube, pipe fittings (couplings, elbows, sleeves)	6.143	30.592	49.503	94.918
7907009010	Electro-plating anodes; stencil plates	115.075	678.534	634.262	4.917.819
7907009020	Domestic articles and parts thereof	114	2.586	185	8.134
7907009090	Oth articles of zinc oth than domestic	221.259	725.625	736.578	2.253.392
8001100000	Tin, not alloyed	10.107	74.730	42.342	301.447
8001200000	Tin alloys	5.223	17.589	57.593	183.253
8003000000	Tin bars, rods, profiles and wire.	64.592	224.918	1.088.977	3.366.815
8007002000	Other articles of tin, sheets and strip, plates, thickness > 0,2 mm	135.898	292.705	265.472	609.984
8007003000	Tin-foil (whether or not printed or backed), thick < 0,2 mm, powder & flakes	0	1	0	80
8007004000	Tin-tubes, pipes and tube or pipe fittings (for example, couplings, elbows, sleeves)	899	4.025	706	26.263
8007009010	article of tin, collapsible tubes for dentifrices, colours, and the like,	1.401	3.131	30.431	66.342
8007009090	Other articles of tin	32.748	48.810	124.514	298.168
8101100000	Tungsten (wolfram) powders	748	4.721	21.893	112.537
8101940000	Unwrought tungsten, including bars and rods obtained simply by sintering	49	572	9.470	53.839
8101960000	Tungsten wire	2.067	8.771	55.159	232.506
8101990010	Tungsten bar & rods, oth than those obtained by sintering, profiles, sheet, strip	6.533	17.488	332.635	776.836
8101990090	Other tungsten (wolfram)	4.502	14.172	129.483	507.784
8102940000	Unwrought molybdenum, including bars and rods obtained simply by sintering	37	37	9.891	9.891
8102950000	Molybdenum bar & rods, oth than those obtained by sintering, profiles, strip & foil	8.895	73.675	11.343	92.697
8102960000	Molybdenum wire	879	3.594	88.513	379.143
8102990000	Other molybdenum	8	409	78	22.713
8103200000	Unwrought tantalum, including bars and rods obtained simply by sintering; powders	28	18.395	11.183	5.375.397
8103900000	Other tantalum	0	9	0	326
8104110000	Unwrought magnesium containing at least 99.8% by weight of magnesium	81.831	956.837	193.507	2.516.631
8104190000	Other unwrought magnesium	3.770	15.026	9.676	52.055
8104300000	Magnesium raspings, turnings & granules, graded according to size; powders	12	16.116	1.250	145.077
8104900000	Other magnesium	255	9.756	2.504	32.981

**I.3. IMPOR MENURUT KOMODITI / IMPORT BY HS COMMODITY**  
**\*\*\* APRIL / APRIL 2010 \*\*\***

HS	Uraian Komoditi Commodity Description	Berat Bersih / Net Weight (Kg)		Nilai / Value C.I.F (US\$)	
		Bulan ini Current Month	Kumulatif Cum.Jan. to date	Bulan ini Current Month	Kumulatif Cum.Jan. to date
8105201000	Unwrought cobalt	0	50	0	3.400
8105209000	Mattes cobalt; cobalt powders	260	1.245	40.995	76.332
8105900000	Other cobalt mattes	198	2.388	32.488	159.522
8106009000	Other bismut	0	1.926	0	37.358
8107900000	Other cadmium	0	5	0	721
8108200000	Unwrought titanium; powders	0	6	0	1.176
8108900000	Other titanium	24.938	116.333	1.463.582	4.050.934
8109200000	Unwrought zirconium; powders	1.212	1.777	10.836	19.717
8109300000	Zirconium waste and scrap	0	189	0	7.599
8109900000	Other zirconium	1.203	5.343	8.080	31.740
8110100000	Unwrought antimony; powders	26.343	121.895	192.070	810.412
8110900000	Other antimony	0	30.154	0	193.417
8112190000	Other beryllium	394	2.290	15.843	89.330
8112210000	Unwrought chromium; powders	3.035	5.035	45.904	73.350
8112290000	Other Chromium	1.397	2.611	31.214	63.984
8112990000	Other thallium	39.030	220.792	159.202	828.674
8201100000	Spades and shovels	7.730	42.150	6.845	43.619
8201200000	Forks	0	145	0	1.923
8201301000	Hoes (mamooties) and rakes	3.439	27.193	7.486	34.393
8201309000	Mattocks and picks	67	37.400	322	46.462
8201400000	Axes, bill hooks and similar hewing tool	344	12.755	1.331	15.283
8201500000	Secateurs & similar one-handed pruners and shears (including poultry shears)	7.272	31.447	14.823	98.083
8201900000	Other hand tools of a kind used in agriculture, horticulture or forestry	743	4.060	769	10.601
8202100000	Hand saws	89.714	382.708	136.012	557.917
8202200000	Band saw blades	125.171	394.627	423.649	1.371.646
8202310000	Circular saw blades with working part of steel	7.500	31.520	45.940	159.778
8202390000	Other circular saw blades, including parts	50.421	253.344	134.274	560.598
8202400000	Chain saw blades	39.789	138.838	94.968	729.892
8202910000	Straight saw blades for working metal	171	30.937	584	75.471
8202991000	Straight saw blades	1.307	2.849	19.133	56.651
8202999000	Other saw blades	46.632	271.540	507.535	1.497.037
8203100000	Files, rasps and similar tools	34.335	165.897	84.968	357.480
8203200000	Pliers (including cutting pliers), pincers, tweezers and similar tools	242.576	729.184	437.970	1.471.542
8203300000	Metal cutting shears and similar tools	85.760	250.512	305.524	815.526
8203400000	Pipe-cutters, bolt croppers, perforating punches, and similar tools	27.263	185.777	110.700	704.530
8204110000	Hand operated spanners and wrenches non-adjustable	221.938	814.274	675.779	2.171.847
8204120000	Hand operated spanners and wrenches adjustable	254.728	742.303	553.955	2.091.348
8204200000	Interchangeable spanner sockets, with or without handles	76.660	390.794	311.560	1.375.459
8205100000	Drilling, threading or tapping tools	38.001	224.896	320.707	1.762.691
8205200000	Hammers and sledge hammers	325.771	1.378.146	403.714	1.660.434
8205300000	Planes, chisels, gouges and similar cutting	59.820	293.083	103.719	438.662
8205400000	Screwdrivers	158.166	530.721	320.448	1.173.312
8205511000	Flat irons	222	3.761	628	18.683
8205519000	Other household tools	6.572	26.898	26.940	190.354
8205590000	Other hand tools, other than household tools	172.552	847.385	659.167	3.237.284
8205600000	Blow lamps	19	5.910	284	25.201
8205700000	Vices, clamps and the like	108.002	378.890	336.990	1.455.736
8205800000	Anvils; portable forges; hand-/pedal-operated grinding wheels with frameworks	18.892	116.523	102.029	406.771
8205900000	Sets of articles of two or more of the foregoing subheadings	86.371	343.269	276.999	1.499.952
8206000000	Tools of two/more of the headings 82.02 to 82.05 put up in sets for retail sale	137.615	765.050	745.345	3.586.947
8207130000	Rock drilling or earth boring tools with working part of ceramics	6.690	28.086	179.791	898.572
8207190000	Other rock drilling or earth boring tools, including parts	76.753	394.880	3.324.917	17.873.691
8207200000	Dies for drawing or extruding metal	20.555	196.491	1.611.929	4.718.766
8207300000	Tools for pressing, stamping or punching	70.135	260.898	2.076.713	7.027.766
8207400000	Tools for tapping or threading	8.829	49.480	499.895	1.833.951
8207500000	Tools for drilling, other than for rock drilling	51.907	282.580	631.382	2.902.703
8207600000	Tools for boring or broaching	6.094	29.645	361.490	1.255.218
8207700000	Tools for milling	6.507	33.187	357.395	1.203.095
8207800000	Tools for turning	20.189	68.135	736.775	1.954.895
8207900000	Other interchangeable tools	41.260	263.917	1.662.984	6.295.315
8208100000	Knives and cutting blades for metal working	19.408	67.175	326.769	1.592.266
8208200000	Knives and cutting blades for wood working	86.186	363.057	594.872	2.590.436
8208300000	Knives and cutting blades for kitchen appliances/for mach. used by the food industry	4.558	5.855	49.473	97.633
8208400000	Knives and cutting blades for agricultural, horticultural or forestry machines	2.988	8.249	38.218	94.399
8208900000	Other knives and cutting blades	97.708	1.012.104	1.442.111	7.044.297
8209000000	Plates, sticks, tips and the like for tools,	15.849	159.813	647.725	3.275.244
8210000000	Hand-operated mechanical appliances, weighing	77.788	334.915	115.994	416.661
8211100000	Knives with cutting blades, serrated or not and sets of assorted articles	9.051	26.285	18.225	64.315
8211910000	Table knives having fixed blades	13.949	37.716	70.613	205.390
8211925010	Knives, fixed blades, handle of base metal for agricultural, horticultural/forestry	0	599	0	4.636
8211925090	Knives, fixed blades, handle other than metal for agricultural, horticultural/forestry	948	12.527	1.005	9.423
8211929010	Flick or spring knives; hunting, diving and scouts knives, penknives; blades > 15 cm	7.042	13.150	12.446	25.281
8211929020	Other knives having fixed blades with handle of base metal	40	642	1.972	11.293
8211929090	Other knives having fixed blades with handle other than base metal	2.865	15.984	24.701	154.600
8211932010	Knives, other than fixed blades, with handle base metal, for agricultural, forestry	241	6.801	421	15.460
8211932090	Knives, other than fixed blades, handle other than metal, for agricultural, forestry	88	171	297	1.476
8211939010	Knives having other than fixed blades with handle of base metal	65	401	115	524
8211939090	Knives having other than fixed blades, with handle other than base metal	19.122	26.625	41.424	89.275

**I.3. IMPOR MENURUT KOMODITI / IMPORT BY HS COMMODITY**  
**\*\*\* APRIL / APRIL 2010 \*\*\***

HS	Uraian Komoditi Commodity Description	Berat Bersih / Net Weight (Kg)		Nilai / Value C.I.F (US\$)	
		Bulan ini Current Month	Kumulatif Cum.Jan. to date	Bulan ini Current Month	Kumulatif Cum.Jan. to date
8211940000	Blades with handle of base metal	33.593	138.089	183.042	490.755
8211950000	Knives with handles of base metal	5.881	31.299	23.268	104.399
8212100000	Razors	23.043	58.106	211.393	434.298
8212201000	Safety razor bladeswith double-edged razor blades	79.251	345.602	1.904.203	6.802.730
8212209000	Other razors and razor blades	22.210	83.240	66.841	205.686
8212900000	Other parts of razors and razor blade	2.498	9.970	17.660	49.816
8213000000	Scissors, tailors' shearsand similar shears,	73.024	385.216	141.297	657.688
8214100000	Ppr knives,ltr openers,erasing knives,pencil sharpeners and blades therefor	91.186	268.370	265.880	559.508
8214200000	Manicure or pedicure setsand instruments	20.743	196.064	49.714	336.071
8214900000	Other articles of cutlery	24.826	206.582	46.859	232.636
8215100000	Spoons,forks,ladles,skimmer,cake serv.&fish knives sets of assorted articles	3.567	67.500	35.102	122.319
8215200000	Similar kitchen and tableware,other sets of assorted articles	89.021	321.419	85.507	446.218
8215990000	Other similar kitchen and tableware	293.027	1.008.249	511.166	1.714.788
8301100000	Padlocks	145.682	1.072.286	450.051	2.095.204
8301200000	Locks of a kind used f motor vehicles	117.033	560.963	1.401.704	6.056.369
8301300000	Locks of a kind used for furniture	310.669	1.513.876	362.999	1.785.865
8301400000	Other locks	481.876	2.515.167	990.467	5.009.676
8301500000	Clasps and frames with clasps,incorporating locks	18.148	66.983	153.207	688.370
8301600000	Parts of padlocks and lock	376.455	1.667.160	1.934.780	7.545.068
8301700000	Keys presented separately	4.413	33.164	24.204	105.892
8302100000	Hinges	1.117.025	3.975.936	1.554.252	5.281.426
8302200000	Castors	331.797	1.277.235	548.394	2.110.077
8302300000	Oth mountings, fittings and similararticles suitable for motor vehicles	372.209	1.269.823	2.034.808	7.838.889
8302413010	Hasps ; suitable for buildingsuitable for building	80.938	430.496	70.797	387.833
8302413090	Bolts, hooks, eyes and staplessuitable for building	77.098	214.784	72.723	267.227
8302419000	Other mountingsuitable for building	484.203	2.108.206	1.060.762	4.099.263
8302421000	Bolts and haspsuitable for furniture	34.145	145.857	66.076	208.753
8302429000	Other Mounting ; suitable for furniture	883.100	3.297.017	2.072.821	7.960.072
8302491000	Mounting of a kind suitable for saddlery	6.342	30.883	35.755	140.939
8302499000	Other mounting ; oth than of a kindsuitable for saddlery	214.171	1.079.709	591.587	2.116.247
8302500000	Hat-racks,hat-pegs, bracketsand similar fixtures	47.644	508.091	125.454	684.179
8302600000	Automatic door closers	72.882	272.400	377.593	985.294
8303000000	Armoured/reinforced safes,strong-boxesand doors and safe deposit lockers	379.971	1.178.715	650.632	2.073.689
8304001000	Filing cabinets or card-index cabinets	72.016	163.845	340.053	652.456
8304002000	Office or desk equipment of copper orof lead	1.237	16.029	3.548	70.227
8304009000	Other similar office or desk equipment	140.319	540.270	400.585	2.367.089
8305101000	Fittings for double loop wire bindersdouble loop wire binders	83.804	212.114	196.637	510.180
8305109000	Fittings for loose-leaf binders or filesoth than double loop wire binders	82.238	308.214	112.059	430.303
8305200000	Staples in strips	130.989	809.143	220.814	1.052.174
8305900000	Letter coners, paper clips, indexingtagsoffice articles	183.173	708.818	648.986	2.026.436
8306101000	Bells for cycles	6.832	16.454	13.787	34.667
8306102000	Bells, gongs and the like, of copper	677	737	848	1.198
8306109000	Bells, gongs and the like,oth than of copper	5.281	14.469	21.982	42.147
8306210000	Statuetes and other ornamenplated with precious metal	1	2.736	3	36.106
8306291000	Statuetes and other ornamen, of copperor lead	303	1.129	900	4.059
8306299000	Statuetes and other ornamen, of oth thancopper or lead	1.294	12.913	4.121	44.848
8306301000	Photograph, picture or similar frames;mirrors : of copper	318	318	7.488	7.488
8306309000	Photograph, picture or similar frames;mirrors : of oth than copper	26.853	120.091	96.019	344.575
8307100000	Flexible tubing of base metal, withor without fitting of iron or steel	66.806	307.802	439.481	2.450.841
8307900000	Flexible tubing of base metal, with orwithout fitting of other base metal	54.612	98.604	213.681	843.985
8308100000	Hooks,eyes&eyelet o base metal of a k.used f cloth,footwear,awnings&handbags	172.715	662.359	5.115.507	9.569.800
8308200000	Tubular/bifurcated rivets of bs metalof a kind used for clothing,footwear	29.793	88.097	245.729	699.786
8308901000	Beads of base metal	33.168	122.455	434.510	1.151.264
8308902000	Spangles of base metal	2.208	7.651	35.312	156.594
8308909000	Other clups and parts	557.433	1.726.627	1.915.794	8.400.056
8309100000	Crown corks of packing accessoriesof base metal	195	15.022	1.625	56.135
8309901000	Capsules for bottles of base metal	6.950	30.781	41.825	295.649
8309902000	Top ends of alum. cans of base metal	143.547	565.698	777.573	3.205.347
8309903000	Other caps for cans of base metal	250.958	644.914	756.887	1.939.916
8309904000	Bungs for metal drums; bung covers;seals;case corner protectors	30.931	85.780	189.709	836.854
8309905000	Oth packing accessories, of aluminium	8.525	139.858	130.609	1.438.795
8309909000	Oth packing accessories, of base metal	459.691	2.825.325	1.071.827	5.319.958
8310000000	Sign , name, address and similar plates,numbers, and oth symbols, of base metal	64.592	111.614	194.418	876.381
8311101000	Coated electrodes of base metal,for electric arc-welding : In rolls	180.224	973.587	373.402	1.379.353
8311109000	Coated electrodes of base metal,for electric arc-welding, In oth than rolls	2.285.160	12.405.120	4.569.667	20.176.951
8311201000	Cored wire of base metal, for electric arc-welding : In rolls	363.866	1.225.773	710.861	2.701.252
8311209000	Cored wire of base metal, for electric arc-welding : In oth than rolls	64.687	783.092	277.025	1.589.691
8311301000	Coated rods &core wire of base metalfor sold,braz/welding by flame in roll	526.897	1.865.965	894.863	3.600.425
8311309000	Coated rods & core wire, base metal,for sold,braz/weld by flame in oth than roll	560.373	1.665.861	1.508.525	6.052.191
8311900000	wire and rods, of agglomerated basemetal powder, used for metal spraying.	358.257	837.829	925.055	2.904.080
8401100000	Nuclear reactors	21	233	701	7.492
8401200000	Machin and app for isotopic separation,and parts thereof non-irradiated	21.623	21.624	154.203	154.243
8401300000	Fuel elements (cartridges),	2.640	2.662	11.645	25.219
8401400000	Parts of nuclear reactors	0	9	0	535
8402111000	Watertube boiler electric with a steamproduction exceeding 45 tons per hour	918.799	3.431.367	8.068.827	27.110.533
8402112000	Watertube boiler not electric with asteam production exceeding 45 tons/ hour	0	3.644.031	0	13.668.757
8402121100	Watertube boilers elect. with a steam15 tons <= steam prod.< 45tons/hours	1.045.278	1.713.720	2.447.724	4.505.480
8402121900	Watertube boilers electric with asteam prod < 15 tons /hours	413.022	684.661	1.070.030	3.938.092

**I.3. IMPOR MENURUT KOMODITI / IMPORT BY HS COMMODITY**  
**\*\*\* APRIL / APRIL 2010 \*\*\***

HS	Uraian Komoditi Commodity Description	Berat Bersih / Net Weight (Kg)		Nilai / Value C.I.F (US\$)	
		Bulan ini Current Month	Kumulatif Cum.Jan. to date	Bulan ini Current Month	Kumulatif Cum.Jan. to date
8402122900	Watertube boilers not electric with a15 tons <= steam prod.< 45tons/hours	820.563	849.057	682.405	1.092.981
8402191100	Electric boilers with a steamprod.< 15 tons/hours	1	845.738	11	1.581.227
8402191900	Oth vapour elect generating boilers,inclhybrid boilers, steam prod<=15 ton/hours	0	130.856	0	422.946
8402192100	Oth not-elect generating boilers,inclhybrid boilers, steam prod >15 ton/hours	39.737	39.737	410.558	410.558
8402192900	Oth not-elect generating boilers,inclhybrid boilers, steam prod<=15 ton/hours	99.250	1.860.284	172.200	13.332.292
8402201000	Electric super heated water boilerselectrically operated	7.653	10.159	35.564	46.443
8402202000	Electric super heated water boilers not electrically operated	0	159	0	241
8402901000	Boiler bodies or shellsgenerating boilers	2.177.331	5.397.348	7.439.929	19.054.685
8402909000	Other parts of steam or other vapourgenerating boilers	3.359.490	7.327.920	20.832.469	39.960.985
8403100000	Boilers of central heating boilers otherthan those of heading 84.02.	39.590	158.665	61.390	248.439
8403901000	Boiler bodies or shells central heatingboilers oth than those of heading 84.02.	1.104	2.006	30.647	47.597
8403909000	Other part of central heating boilersoth than those of heading 84.02.	26.983	161.503	33.979	826.433
8404101010	Soot remover for use with boilersof heading 84.02	15.872	81.960	217.889	677.121
8404101090	Oth auxiliary plant for use with boilersof heading 84.02	3.770.544	8.154.927	12.960.955	35.994.546
8404102000	Oth auxiliary plant for use with boilersof heading 84.03	3.723	5.941	28.937	70.704
8404200000	Condensers for steam orother vapour power units	2.301.321	3.367.171	7.814.987	23.533.251
8404901900	Part oth than boiler bodies or shellssof goods of subheading 8404.10.10 :	647.443	647.640	6.965.089	6.988.507
8404902900	Part oth than boiler bodies or shellssof goods of subheading 8404.10.20 :	0	89.844	0	1.744.115
8404909000	Other parts of auxiliary machineryfor use with boilers	3.298.016	9.578.114	41.848.178	93.562.984
8405100000	Producer gas/water gas generators,withor without purifiers; acetylene gas	40.767	374.853	379.675	3.082.107
8405900000	Parts of producer gasor water generators	30.402	559.617	460.152	7.744.014
8406100000	Turbines for marine propulsion	10	3.709	840	39.701
8406810000	Turbines oth than marine propulsionof an output exceeding 40 MW	1.982.073	2.329.404	10.297.347	13.095.822
8406820000	Turbines oth than marine propulsionOf an output not exceeding 40 MW	129.216	2.691.411	1.797.422	22.218.709
8406900000	Parts of steam turbines and parts	1.822.540	8.212.356	52.705.273	190.759.235
8407100000	Spark-ignition rcprctg piston enginesfor aircraft	11.072	32.740	4.349.181	16.924.666
8407210000	Outboard motors, marine propulsion engines	110.557	342.308	3.033.249	12.546.229
8407291000	Spark-ignition rcprctg piston engn foroth marine prop egn, output =< 22.38kw	260.032	567.805	861.275	2.006.483
8407299000	Spark-ignition rcprctg piston engn foroth marine prop egn, output >750kw	65.467	94.128	836.394	1.242.798
8407310000	Reciprocating piston engine of vichileof chapter 87 ,capacity <=50 cc	2.111	13.209	1.507	10.367
8407320000	Reciprocating piston engine of vichileof chapter 87 ,50cc< capacity <=250 cc	195.949	1.055.368	959.871	4.999.315
8407330000	Reciprocating piston engine of vichileof chapter 87 ,250cc< capacity <=1000 cc	0	885	0	33.089
8407341000	Piston engine for pedestrian controlledtractors, cylinder capacity <= 1,100 cc	5.459	16.640	112.935	347.602
8407342000	Reciprocating piston engine of vichileof heading 87.01	0	333	0	1.032
8407343000	Spark ignition rcprctg piston engn of acyl.capa exc.1000 cc for vhc.of hd 87.11	0	7.225	0	179.400
8407349000	Piston engn of a capacity exc. 1000 ccoth.for tractors,vhc.of hd 87.11, 87,01	483.740	2.186.340	3.033.592	16.050.068
8407901000	Oth spark-ignition recipro pist engineof a power not exceedng 18.65 kw	343.042	1.545.705	1.308.207	5.253.187
8407902000	Oth spark-ignition recipro pist enginepower > 18.65 kw and <= 22.38	22.193	126.258	48.283	658.136
8407909000	Oth spark-ignition recipro pist engineof a power > 22.38kw (30hp)	97.556	315.574	227.693	744.307
8408104000	Comprss-igntn piston eng.for marinepropulsion of a power not exceed 750 kw	362.181	1.435.193	4.133.576	6.973.463
8408109000	Comprss-igntn piston eng for marinepropulsion of a power exceeding 750 kw	253.447	1.577.852	4.794.094	39.247.054
8408201100	Comprss-igntn piston engines for vhcls8701.10, output <= 60 kw	5.639	6.500	3.438	3.875
8408201200	Comprss-igntn piston eng oth for vhcls8701.10, output <= 60kw,fully ass	396.750	1.306.239	475.568	2.372.572
8408201900	Comprss-igntn piston engines for vhcls87,not fully assemble,output < 60kw	846	2.069	44.260	55.745
8408209100	Comprss-igntn piston engines for vhcls8701.10, oth output not exceed 60 kw	0	384	0	2.127
8408209200	Comprss-igntn piston eng oth for vhcls8701.10,oth.output <= 60kw,full ass	620.853	2.470.197	8.233.500	32.071.307
8408209900	Comprss-igntn pist engines oth for vhcl8701.10,oth.output <= 60kw,not fully ass	117.075	230.269	1.010.909	2.079.586
8408901010	Comprss-igntn piston engn for earth movemach. of an output not exc. 18,65 kw	0	1	0	218
8408901020	Comprss-igntn piston engn,railway loc/tramway vhc.of output not exc.18,65 kw	0	141	0	918
8408901090	Compr-ign piston engn oth for earth movemach,railway loc.output not exc.18,65kw	1.166.260	4.274.833	1.378.428	4.940.718
8408905010	Comprss-igntn piston engn for earth movemach. of an output exc. 100 kw	285.812	860.470	4.601.821	12.186.339
8408905020	Comprss-ign piston engn for railway loc/tramway vhc.of an output exc. 100 kw	0	15.025	0	629.542
8408905090	Compr-ign piston engn oth.for earth movemach,railway loc. an output exc. 100 kw	113.112	363.170	1.588.753	5.118.518
8408909100	Compr-ign piston eng for earth move machoth.an output>100kw, and <=18,65 kw	32.867	284.105	555.350	2.358.545
8408909900	Comp.ign.piston eng.oth,earth move machrail loc. oth output exc.100kw,not18,65	2.216.421	6.794.402	2.355.549	7.902.818
8409100000	Parts suitable for aircraft engines	846	1.885	366.616	568.763
8409911100	Carburettors & parts thereof for earthmoving machinery, spark-ignition	18.870	52.157	197.611	893.072
8409911200	Cylinder blocksfor earth mov machinery,spark-ignition	845	3.611	10.635	71.625
8409911300	Cylinder linersfor earth mov machinery,spark-ignition	390	10.106	5.113	72.117
8409911400	Heads and head coverfor earth machinery,spark-ignition	7.872	37.469	63.808	313.907
8409911500	Pistons for earth mov machinery,spark-ignition	25.359	85.830	412.051	1.302.741
8409911600	Piston rings,gudgeon pinsfor earth movemachinery, spark-ignition	7.392	39.720	127.353	722.573
8409911900	Oth parts suitable for earthmoving machinery, spark-ignition	30.161	57.590	160.678	461.112
8409912100	Carburettors&part thereof for vhcls of87.01, power =< 22.38 kw, spark-ignition	6.914	26.399	54.698	259.944
8409912200	Cylinder blocks for vehicle of head 87.01power =< 22.38 kw, spark-ign	4.905	16.402	73.646	229.470
8409912300	Cylinder liners for vehicle of head 87.01power =< 22.38 kw, spark-ign	16	9.283	1.216	18.478
8409912400	Heads and head cover for vhcls of 87.01power =< 22.38 kw, spark-ign	822	2.144	22.404	32.361
8409912500	Pistons for vehicles of 87.01.power =< 22.38 kw, spark-ign	4.189	37.196	51.111	235.648
8409912600	Piston rings & gudgeon pins for vhcls of87.01,power =< 22.38 kw, spark-ign	1	47	1	387
8409912900	Oths parts suitable for vehicles 8701.power =< 22.38 kw, spark-ignition	2.980	30.923	43.140	270.539
8409914100	Carburettors and parts thereof for vehicles 87.11, spark-ignition	314.024	1.204.750	7.679.707	34.460.081
8409914200	Cylinder blocks, crank casesfor vhcls 87.11,spark-ignitio	148.353	529.583	1.087.554	4.036.515
8409914300	Cylinder linersfor vehicles 87.11,spark-ignition	699	2.222	33.066	62.112
8409914400	Heads and head coverfor vehicles 87.11,spark-ignition	138.640	615.466	4.935.414	21.511.597
8409914500	Pistons for vehicles 87.11,spark-ignitio	153.626	397.781	649.927	1.847.219
8409914600	Piston rings and gudgeon pins forfor vehicles 87.11,spark-ignition	20.505	71.863	611.565	2.329.844
8409914900	Oth parts suitable for vehiclesheading 87.11, spark-ignition	298.040	1.139.921	6.906.892	26.982.933
8409915100	Carburettors and parts thereof for othvehicles of chapter 87, spark-ignition	87.819	290.472	1.182.940	4.387.561

**I.3. IMPOR MENURUT KOMODITI / IMPORT BY HS COMMODITY**  
**\*\*\* APRIL / APRIL 2010 \*\*\***

HS	Uraian Komoditi Commodity Description	Berat Bersih / Net Weight (Kg)		Nilai / Value C.I.F (US\$)	
		Bulan ini Current Month	Kumulatif Cum.Jan. to date	Bulan ini Current Month	Kumulatif Cum.Jan. to date
8409915200	Cylinder blocks, crank cases for othvehicles of chapter 87, spark-ignition	830.320	2.953.768	8.557.505	29.759.163
8409915300	Cylinder liners for othvehicles of chapter 87, spark-ignition	10.966	33.329	42.094	178.264
8409915400	Heads and head cover for othvehicles of chapter 87, spark-ignition	51.503	196.718	540.365	2.234.768
8409915500	Pistons for oth vehicles of chapter 87,spark-ignition	70.041	286.338	1.281.619	5.137.367
8409915600	Piston rings and gudgeon pins for othvehicles of chapter 87, spark-ignition	17.095	74.441	317.064	859.829
8409915900	Oth parts suitable for vehicles foroth vehicles 87, spark-ignition	543.094	2.154.116	7.840.119	31.594.083
8409916100	Cyl.block,crank case,marine propul eng,power<= 22.38kw for vssl of 89 spark-ign	349	809	386	908
8409916200	Piston for marine propuls eng, power<=22.38 kw for vssls of 89, spark-ign	6	1.218	4	807
8409916300	Oth.for vssls chapt.89,marine propl engof a power <= 22.38 kw, spark-ignition	18.058	76.606	47.721	159.802
8409916400	Cyl.block,crank cases,marine propuls engpower>22.38kw for chapter 89,spark-ign	99	685	7.197	28.663
8409916500	Pistons for marine propuls eng.of power>22.38 kw for vssls of 89,spark-ign	11.743	17.510	190.844	297.385
8409916600	Oth.for chapt.89 for marine propuls eng.of a power>22.38 kw, spark-ignition	45.382	118.985	438.884	963.924
8409917000	Carburettors & parts thereof for othengines, spark-ignition	2.552	3.975	3.371	30.778
8409917200	Cylinder block for oth eng,spark-ign	41.091	186.607	48.770	629.143
8409917300	Cylinder liner for oth eng,spark-ign	54.941	114.145	230.506	670.937
8409917400	Heads and head cover for oth engines,spark-ignition	41.440	71.386	426.287	772.076
8409917500	Pistons for oth engines,spark-ignition	23.956	59.563	551.298	1.816.873
8409917600	Piston rings and gudgeon pins for othengines, spark-ignition	2.872	9.213	130.719	384.267
8409917900	Oth parts for oth engines,spark-ignition	233.193	833.620	2.319.084	8.489.827
8409991100	Carburettors & parts thereof for earthmoving machinery, comp-ignition	792	12.968	9.549	268.487
8409991200	Cylinder blocks for earth moving mach,comp-ignition	12.449	60.410	146.568	985.303
8409991300	Cylinder liners for earth moving mach,comp-ignition	4.170	31.206	34.470	142.686
8409991400	Heads and head cover for earth movingmachinery, comp-ignition	60.910	228.239	963.997	3.025.963
8409991500	Pistons for earth moving machinery,comp-ignition	33.440	120.928	284.860	840.009
8409991600	Piston ring & gudgeon pin for earth movemachinery, comp-ignition	20.124	93.452	159.451	615.498
8409991900	Oth parts suitable for earthmoving machinery, comp-ignition	109.681	264.056	685.929	2.413.004
8409992100	Carburettors&part thereof for vehiclesof 87.01 comp-ignition	2.452	20.707	3.576	23.873
8409992200	Cylndr blocks for vehicles of 87.01comp-ignition	10.149	104.883	13.104	105.074
8409992300	Cylndr liners for vehicles of 87.01comp-ignition	6.600	24.768	11.311	61.416
8409992400	Heads and head cover for vhcls of 87.01comp-ignition	7.004	22.913	47.806	156.551
8409992500	Pistons for vehicles of 87.01,comp-ignition	11.151	31.496	21.528	71.188
8409992600	Piston ring&gudgeon pin for vhcls of87.01 comp-ignition	0	968	0	7.619
8409992900	Oths parts suitable for vhcls 87.01,comp-ignition	13.749	107.704	23.127	136.370
8409994100	Caburettors and parts thereof for othvehicles of chapter 87, comp-ignition	146.492	422.312	2.088.861	6.236.016
8409994200	Cylinder blocks for oth vhcls of chapt87, comp-ignition	242.396	743.413	3.478.185	10.703.380
8409994300	Cylinder liners for oth vehicles ofchapter 87,comp-ignition	37.751	173.193	208.400	740.880
8409994400	Heads and head cover for vehicles ofchapter 87,comp-ignition	188.791	559.506	2.543.544	7.470.975
8409994500	Pistons for oth vehicles ofchapter 87,comp-ignition	75.233	262.957	977.004	2.524.254
8409994600	Pistons ring & gudgeon pins for vhcls ofchapter 87, comp-ignition	55.255	228.538	787.686	6.950.661
8409994900	Oth parts suitable for vehicles foroth vehicles 87, comp-ignition	675.123	2.195.416	9.291.452	31.328.648
8409995100	Cyl.block,crank case,marine propuls.eng,power<= 22.38kw for vssl of 89,comp-ign	308	384	1.405	11.908
8409995200	Piston for marine propul eng of power<=22.38 kw for vssls of 89,comp-ignition	21	1.637	161	4.305
8409995300	Oth.for vssls chapt.89,marine propul engof a power<= 22.38 kw, comp-ignition	3.251	11.812	18.485	51.350
8409995400	Cyl.block,crank cases,marine propuls engof power>22.38kw for vssl 89, comp-ign	214	863	20.074	45.210
8409995500	Pistons for marine propuls eng.of power> 22.38 kw for vssls of 89,comp-ign	115	2.043	567	6.230
8409995600	Oth.for vssls,chap89,marine propuls engof a power>22.38 kw, comp-ignition	1.915	26.225	48.240	472.209
8409996100	Carburettors & parts thereof for othengines, comp-ignition	3.459	13.302	69.693	166.154
8409996200	Cylinder blocks for oth engines,comp-ignition	9.172	72.917	84.549	893.974
8409996300	Cylinder liners for oth engines,comp-ignition	136.523	376.139	633.739	1.224.245
8409996400	Heads and head cover for oth engines,comp-ignition	61.261	118.531	416.240	2.676.009
8409996500	Pistons for oth engines, comp-ignition	30.041	108.478	362.079	1.377.911
8409996600	Piston rings and gudgeon pins for othengines, comp-ignition	5.977	54.740	137.812	482.116
8409996900	Oth parts for oth engines,comp-ignition	942.952	4.047.547	8.289.539	35.474.031
8410110000	Hydraulic turbine&water wheels of power<= 1,000 kw	28.602	249.791	84.513	1.915.798
8410120000	Hydraulic turbines and water wheels of apower>1,000 kw but not exceed 10,000 kw	0	151.155	0	1.333.120
8410130000	Hydraulic turbines and water wheels ofa power exceeding 10,000 kw	0	21.428	0	3.809.066
8410900000	Parts hydraulic turbines, water wheels,including regulators	20.324	394.479	592.903	2.469.030
8411110000	Turbo-jets of a thrust not exceed 25 kn	1.584	8.690	5.753	5.437.275
8411120000	Turbo-jets of a thrust exceeding 25 kn	4.213	22.309	452.566	5.458.237
8411210000	Turbo-propellers of a power not exceed1,100 kw	2.010	3.289	31.757	41.232
8411220000	Turbo-propellers of a power exceeding1,100 kw	828	8.845	32.545	934.667
8411810000	Oth gas turbines of a power not exceed5,000 kw	52.783	70.007	609.787	1.946.411
8411820000	Oth gas turbines of a power exceeding5,000 kw	149.107	179.933	16.805.883	19.490.158
8411910000	Parts of turbo-jets/turbo-propellers	1.279	2.597	563.591	2.174.495
8411990000	Oth parts of gas turbines	276.771	779.324	36.078.381	80.579.063
8412210000	Hydraulic power engines and motorswith linear acting (cylinders)	109.863	495.739	1.285.391	4.852.302
8412290000	Oth hydraulic powerengines and motors	134.239	688.269	1.558.418	8.369.442
8412310000	Linear act (cylinders), for pneumaticpower engines and motors	4.317	15.875	199.061	674.018
8412390000	Oth linear acting (cylinders) forpneumatic power engines and motors	39.596	141.645	650.361	2.836.112
8412800000	Oth engines and motors	81.694	243.573	408.893	4.837.814
8412901000	Parts of reaction engines of subhead8412.10.00	293	7.137	6.643	43.422
8412909000	Oth parts of power engines & motors	195.682	654.463	5.465.872	11.504.862
8413110000	Pump fitted/design to a measu device fordispnsng fuel/lubric,used in fill stat	108.813	237.937	617.326	1.950.853
8413191000	Pumps fitted/designed to a measuringdevice electrically operated	206.399	654.399	3.387.126	11.069.038
8413192000	Pumps fitted/designed to a measuringdevice and not electrically operated	28.042	48.562	581.633	1.071.691
8413201000	Water pump for hand pump,oth than thoseof subheading 8413.11or 8413.19	4.286	113.245	27.472	211.586
8413209000	Oth hand pumps, oth than thoseof subheading 8413.11or 8413.19	73.518	482.657	381.752	3.415.261
8413301100	Fuel,lubric.,cool medium pump,earth movemach/motor vhcle, reciproc/rotary type	154.609	679.933	3.229.366	15.056.362



**I.3. IMPOR MENURUT KOMODITI / IMPORT BY HS COMMODITY**  
**\*\*\* APRIL / APRIL 2010 \*\*\***

HS	Uraian Komoditi Commodity Description	Berat Bersih / Net Weight (Kg)		Nilai / Value C.I.F (US\$)	
		Bulan ini Current Month	Kumulatif Cum.Jan. to date	Bulan ini Current Month	Kumulatif Cum.Jan. to date
8413301900	Fuel,lubric.,cool medium pump,earth movemach/motor vhcl,not recipro/rotary typ	1.124.433	3.743.997	16.739.652	56.956.192
8413309100	Oth fuel,lubric,cool medium pumps,intercombust piston eng recipro/rotary type	138.458	561.745	2.021.671	6.890.557
8413309900	Oth fuel,lubric,cool medium pumps,intercombust piston eng oth recipro/rotary typ	239.177	757.494	3.647.370	11.130.608
8413401000	Concrete pumps, electrically operated	1.352	35.459	20.866	389.155
8413402000	Concrete pumps, not electric operated	10.098	10.125	60.475	61.516
8413501000	Oth reciprocating positivedisplacement pumps, electric operated	20.986	221.072	801.053	6.404.758
8413502000	Oth reciprocating positivedisplacement pumps,not electric operated	40.182	304.769	260.381	9.793.316
8413601000	Oth rotary positive displacement pumps, electrically operated	58.412	312.822	495.062	1.803.542
8413602000	Oth rotary positive displacement pumps, not electrically operated	41.169	112.339	178.367	1.078.735
8413701000	Single stage,water pump for belt driveror direct coupling	352.786	1.310.285	1.484.898	4.251.965
8413702200	Impulse-turbo water pumps of < 100 w&electrically operated for household use	15.639	27.990	188.945	318.344
8413702900	Impulse-turbo water pumps of a capacity>100w electric operated for household us	635.647	1.648.173	6.851.062	18.724.582
8413703000	Oth centrifugal pumps not electricallyoperated	131.445	555.166	459.856	2.311.994
8413811000	Oth pumps, electrically operated	694.588	3.508.189	5.610.289	42.270.321
8413812000	Oth pumps, not electrically operated	921.412	2.172.442	8.428.740	18.266.696
8413821000	Liquid elevators, electrically operated	134.746	1.183.981	662.276	5.637.143
8413822000	Liquid elevators,not electric operated	29.264	472.302	450.675	2.502.464
8413911000	Parts of pumps of subheading 8413.20.10	5.260	83.508	213.764	1.491.296
8413912000	Parts of pumps of subheading 8413.20.90	1.417	75.578	98.981	233.284
8413913000	Parts of pumps of subheading 8413.70.10	33.013	126.983	279.993	890.990
8413914000	Parts of pumps of oth centrifugal pumps	125.582	367.889	1.754.292	5.576.175
8413915000	Parts of oth pumps,electric operated	593.266	3.525.435	3.851.610	15.904.598
8413919000	Parts of oth pumps,not electric operated	67.801	593.317	1.307.339	7.932.987
8413921000	Part of liquid elevator,electric operate	466.007	1.994.887	676.459	3.418.925
8413922000	Part of liquid elevators, nonelectrically operated	402	4.360	10.586	91.342
8414101000	Electrically operated, vacuum pumps	156.409	485.233	1.521.449	5.525.547
8414102000	Not electrically operated, vacuum pumps	10.450	43.379	176.499	423.463
8414201000	Bicycle pump,hand/foot operated air pump	17.175	141.797	20.460	154.095
8414209000	Oth than bicycle pump,hand/foot operatedair pumps	18.461	160.181	118.990	879.965
8414301000	Compressor, capacity>21kw/hourhaving displace/revolution >220cc	456.514	2.147.433	1.889.813	16.243.362
8414309000	Compress,oth.capacity>21kw/hour,have displace/revolution > 220cc	2.812.021	10.072.451	11.139.544	46.537.805
8414400000	Air compressors mounted on a wheeledchasis for towing	422.126	1.652.193	2.334.144	13.722.080
8414511000	Table fans & box fan with a self contelectric motor of an output <= 125 w	508	6.479	2.265	65.868
8414519000	Oth than table fan box fan wth self contelectric motor of an output <= 125 w	2.883	88.562	59.440	669.986
8414591000	Oth fans of a capacity <= 125 kw	108.402	359.807	898.973	2.449.797
8414599000	Oth fans oth of a capacity <= 125 kw	96.821	601.137	660.766	7.158.420
8414601000	Hoods having a max horizontal side notexceeding 120 cm, fitted with a filter	37.411	161.384	110.080	636.156
8414609000	Hoods having a max horizontal side notexceed 120 cm, not fitted with a filter	34.252	177.225	326.470	1.699.808
8414801100	Hoods having a maximum horizontal sideexceeding 120 cm, fitted with filter	8.895	93.928	71.713	1.448.069
8414801200	Hoods having a maximum horizontal side>120cm,not fit with filter for ind use	20.148	95.584	98.389	782.288
8414801900	Hoods have a max horizontal side>120cmnot fit with filit oth than for ind use	470	34.221	2.504	157.900
8414803000	Free piston generators for gas turbines	36.739	101.200	554.397	1.778.506
8414804100	Gas compr modul for use in oil drill oththan those of subhd 841430 and 8414.40	81.687	133.825	6.496.148	7.967.422
8414804200	Oth than gas compres,capacity>21kw/hourdisplace/revolution > 220cc	25.129	122.756	299.592	1.620.561
8414804900	Oth than gas compres,oth capa>21kw/hourhave a displace/revolution > 220 cc	225.770	1.956.435	2.640.436	17.304.383
8414805100	Electrically operated, air pumps	70.722	245.067	431.337	1.721.230
8414805900	Not electrically operated, air pumps	2.147	101.026	23.669	276.815
8414809110	Electrically operated,blowers & the like	158.751	696.187	1.714.859	7.756.329
8414809190	Electrically operated, oth thanblowers & the like	155.834	475.224	1.019.008	4.408.943
8414809900	Oth air pumps, not electrically operated	16.114	72.286	80.478	570.532
8414901100	Parts of pumps/compressors,of electricoperated equipment	267.141	1.079.317	1.618.340	13.683.557
8414901200	Parts of electric operated equipment ofsub headings 8414.60/8414.80	27.659	151.750	189.681	2.785.487
8414901900	Oth parts of electrically operatedequipment	899.634	3.127.661	4.555.409	17.270.282
8414909100	Parts of non electric operated equip ofsubheading 8414.10, 8414.20/8414.40	3.437	28.463	34.373	100.280
8414909900	Oth parts of non electrically operatedequipment	181.551	543.340	1.330.660	4.416.120
8415100000	Air conditioning mach,windows/wall tyesself-contained/'split system'	3.861.789	14.818.192	20.854.905	82.542.337
8415811100	Inc.refri,reverse heat pump,used inaircraft of an output <= 21.10 kw	48.576	113.488	156.372	285.646
8415811200	Inc.refri,reverse heat pump,used in aircraft ouput>21.10kw,air flow>67.96m3/min	7.476	8.938	134.220	143.255
8415811900	Inc.refri,reverse heat pump,used in aircraft oth.of output >21,10kw/not	562	26.131	26.889	194.793
8415813000	Inc.refri.reverse heat pump of road invehicles oth those of subhd 8415,20	931	3.039	11.555	22.175
8415819100	Refri.revrs heat pump,oth.used aircrafrail,road,output>21.10kw,airfl>67.96m3/m	8.327	16.656	33.076	111.677
8415819900	Refri.revrs heat pump,oth.used aircrafrail,road,output<21.10kw,airfl>67.96m3/m	10.346	129.831	55.471	729.903
8415821100	Oth,incorp a refrigerat unit of usedaircraft,output>21.10kw,airfl>67,96m3/m	31.299	31.324	122.756	123.050
8415821900	Oth,incorporat.a refri unit of used aircraft oth.output>21.10kw,airfl>67,96m3/m	3.367	9.336	25.341	69.942
8415822000	Oth,incorporating.a refrigerating unitof a kind used in railway rolling stock	3.840	3.840	314.385	314.385
8415823000	Oth,incorporat.a refri unit of a kinduse in road vchle oth.those subhd8415.20	680	1.611	17.648	47.206
8415829000	Oth,incorporat.refri unit oth.of a kindused in aircraft,railway,road vehicles	123.524	519.587	687.995	3.872.565
8415831100	Not incorporat.a refri unit of used inaircraft,output>21.10kw,airflw>67.96m3/m	0	5.210	0	8.229
8415831900	Not inc. a refri unit,used in aircraftoth of output>21.10kw,airflow >67.96m3/m	0	3.739	0	44.072
8415833000	Not incorporat.a refri unit of a kindused in road vhcl oth.those subhd8415.20	4	45	321	2.051
8415839000	Not incorp a refri unit oth.of a kindused in aircraft,railway,road vehicles	196.745	814.478	1.108.445	5.735.056
8415901200	Chassis/cabinet,welded&painted,parts ofmachines of an output <= 21.10 kw	79.251	334.448	102.769	438.842
8415901900	Oth chassis/cabinet,welded&painted,partof machines of an output<= 21.10 kw	315.572	1.288.131	1.691.322	6.590.536
8415902100	Chassis/cabinet,welded&painted,parts ofmach.of output>21.10 kw,airflow>67.96m3:	0	93	0	540
8415902200	Oth chassis/cabnt,welded&paint,part ofmach.of output>21.10 kw,airflow>67.96m3/	41.151	104.578	108.433	379.450
8415902300	Chass/cabinet,welded&paint,part of machof output>21.10 kw,oth airflow>67.96m3/	0	4.200	0	12.918
8415902900	Oth.chass/cab,welded&paint,part of machof output>21.10kw,oth airflow>67.96m3/	8.032	25.716	88.713	261.730
8415903190	Cab,weld/paint,part of mach output 26.38-52.75kw,airflow>67.96,oth use air/rail	21.366	94.906	400.190	732.732

**I.3. IMPOR MENURUT KOMODITI / IMPORT BY HS COMMODITY**  
**\*\*\* APRIL / APRIL 2010 \*\*\***

HS	Uraian Komoditi Commodity Description	Berat Bersih / Net Weight (Kg)		Nilai / Value C.I.F (US\$)	
		Bulan ini Current Month	Kumulatif Cum.Jan. to date	Bulan ini Current Month	Kumulatif Cum.Jan. to date
8415903200	Oth cabinet,weld/paint,part of mach ofoutput 26.38-52.75kw,air flow>67.96	1.197	6.671	19.597	98.176
8415903390	Cab,weld/paint,part mach output 26.38-52.75kw,oth airflow>67.96,oth use air/rail	159	159	1.167	1.167
8415903900	Oth cab,weld/paint,part mach of output26.38-52.75kw,airflow>67.96,use air/rail	0	2.104	0	11.069
8415904200	Oth chas/cab,weld/paint,part of mach ofoutput > 52.75kw,air flow>67.96	117.217	351.152	1.912.551	5.636.313
8415904310	Chas/cab,weld/paint,part mach of output>52,75kw,oth airflow>67.96,use air/rail	0	1	0	192
8415904390	Chas/cab,weld/paint,part mach a output>52,75kw,oth airflow>67.96,use air/rail	818	10.131	13.783	147.732
8415904900	Chas/cab,weld/paint,part mach output>52,75kw,oth airflow>67.96,oth use air/rail	183.701	514.588	1.630.347	3.767.262
8416100000	Furnace burners for liquid fuel	16.426	36.130	106.263	354.258
8416200000	Oth furnace burner,includ combinationburners	215.148	764.410	998.358	2.583.511
8416300000	Mechanical stokers,including their mechgrate,mech ash discharg&similar app	64.476	170.856	189.953	602.978
8416900000	Parts of furnaces burners for liquid/solid/gas fuel, mechanical stokers	84.077	329.071	398.000	2.179.507
8417100000	Furnaces & ovens for the roast,melt/othheat treat,of ore,pyrite metal non-elect	109.584	2.305.937	650.475	6.887.011
8417200000	Bakery ovens,including biscuit oven,nonelectric	41.336	225.984	228.681	1.579.953
8417800010	Incinerators, non-electric	269	6.964	461	44.227
8417800090	Oth than incinerators, non-electric	1.397.336	2.065.984	5.111.124	7.860.718
8417900000	Part furnaces & ovens for the roasting,melting non-electric	482.920	3.098.437	2.925.445	21.608.621
8418101010	Household type, comb refrigrtr-freezecapacity < 230 l	237.633	979.217	1.038.553	4.185.948
8418101090	Household type, comb refrigrtr-freezecapacity > 230 l	121.690	1.000.912	559.869	4.971.861
8418109000	Comb refrigrtr-freeze fitted with seprtxtrnl doors, oth than household type	130.775	706.427	831.286	2.653.579
8418210010	Refrigerator,household typ with comprestype of capacity not exceeding 230 l	92.330	391.959	335.762	1.365.272
8418210090	Refrigerator,household typ with comprestype of capacity > 230 l	103.121	374.907	568.441	1.957.426
8418290010	Refrigerator,household type oth thancompress type of capacity<=230 l	4.088	84.357	39.319	321.914
8418290090	Refrigerator,household type oth thancompress type of capacity > 230 l	2.071	15.897	13.659	87.128
8418300000	Freezer of the chest type, not exceed800 i capacity	461.412	1.033.581	1.562.124	3.396.573
8418400000	Freezer of the upright type, not exceed900 i capacity	0	12.099	0	80.060
8418501000	Refrigerating chambers, capacity > 200 l	105.647	316.757	526.632	1.592.045
8418509000	Refrigerating chambers not exceeding 200capacity	356.557	1.075.283	1.382.452	4.456.925
8418610000	Heat pump oth than ACmachinesof heading 84.15	0	3.398	0	40.307
8418691000	Beverage coolers	31.460	82.836	418.389	751.465
8418692000	Water chillers with a refrigeratingcapacity of 100,000 i/more	68.528	229.849	524.159	2.420.642
8418693000	Drinking water coolers	186.292	267.030	1.394.666	2.020.351
8418695000	Scale ice-maker units	7.571	45.869	90.120	322.362
8418699000	Oth refrigrt/freez equip,oth than heatpump oth than air condition mach hd84.15	105.212	544.810	819.097	4.231.125
8418911000	Part for good,sub 8418.(10,21,29,30,40),furniture to refri/freez	100.716	127.945	545.582	783.412
8418919000	Oth parts furniture designed to receiverefrigerat/freezing equipment	205.000	375.588	1.068.287	2.563.721
8418991000	Evaporators and condensers	315.742	1.183.943	1.272.244	4.168.285
8418992000	Cabinets and doors, welded/painted	275.295	1.309.248	508.178	2.039.251
8418994000	Aluminium rollbonds for sub 8418.10.10,8418.21, 8418.22 and 8418.29	61.403	263.929	299.157	1.313.351
8418999000	Oth part refrig & freezers equipmentelectric/oth	227.458	1.091.980	1.380.920	4.775.520
8419111000	Instant gas water heaters,for householdtype, non electric	34.258	100.887	386.197	1.158.360
8419119000	Instant gas water heaters for oth thanhousehold type, non electric	35.249	88.564	1.680.064	2.685.724
8419191000	Oth instant gas water heaters for household type,non electric	27	24.389	2.524	21.482
8419199000	Oth instant gas water heaters for oththan household type,non electric	83.837	1.958.726	446.759	17.357.140
8419200000	Medical,surgical/laboratory sterilisers	35.180	108.813	1.071.782	2.364.268
8419311010	Evaporators,dryers for agri products,electrically operated	4.635	13.551	7.150	30.005
8419311090	Oth.than evaporators,dryers for agriproducts, electrically operated	20.781	296.501	143.917	1.470.187
8419312010	Evaporators,dryers for agri products,non electrically operated	30.044	30.990	59.257	71.493
8419312090	Oth.than evaporators, dryers for agriproducts,non electrically operated	140	5.493	764	16.495
8419321000	For wood, paper pulp, paper/paperboard,electrically operated	25.914	107.260	104.942	685.092
8419322000	For wood, paper pulp, paper/paperboard,non electrically operated	10.292	25.399	40.303	106.203
8419391100	Machinery by a proces involving heatingfor the printed of electrical operated	76	7.790	5.638	417.818
8419391900	Oth machinery by a process involvingheating for the printed of elect oper	231.112	891.954	2.359.795	14.587.411
8419392000	Machinery by a proces involving heatingfor the printed of not electric operat	532.706	546.029	3.584.415	3.661.293
8419401000	Distilling/rectifying plantelectrically operated	49.087	102.126	277.060	1.372.341
8419402000	Distilling/rectifying plantnot electrically operated	2.629	9.129	51.618	148.543
8419501000	Cooling towers	301.284	2.896.888	900.134	12.762.363
8419502000	Condensers for air conditionersfor motor vehicles	113.098	366.974	2.289.655	6.972.200
8419503000	Oth condensers for air conditioners	79.711	390.812	392.635	5.030.129
8419504000	Oth condensers electrically operated	78.463	806.128	748.446	6.628.722
8419509000	Oth condensers not electricallyoperated	76.331	514.008	828.039	10.780.901
8419601000	Machinery for liquefying air/oth gaseselectrically operated	506.100	527.140	8.713.333	8.887.171
8419602000	Machinery for liquefying air/oth gasesnot electrically operated	9.318	18.636	32.750	65.500
8419811000	Oth.mach,plant & equip for making hotdrinks/for cook/heat food,elect operated	26.688	110.445	181.546	1.148.094
8419812000	Oth.mach,plant&equip for make hot drink/for cook/heat food,not elect operated	21.189	59.595	121.262	373.049
8419891100	Evaporators for air-conditioning machfor motor vehicles,electricall operated	101.770	299.764	1.288.138	4.639.298
8419891300	Machinery by a proces involving heatingelectr for the manuf of PCB/PWB's/PCA's	9.248	12.758	191.121	535.753
8419891900	Oth mach for making hot drinks/forcooking/heating food,electricall operate	617.651	1.204.402	11.458.787	19.475.483
8419892000	Oth mach for making hot drinks/forcooking/heating food,not electri operate	16.321	159.345	183.734	5.533.351
8419901200	Part mach for the treat.matrial by procinvolve heat,print circuit,wiring,elect	5.979	20.995	53.872	821.981
8419901900	Oth.part mach,the treat.matrial by procinvolve heat,print circuit,wiring,elect	281.784	1.414.710	3.103.210	13.443.316
8419902000	Part mach,plant/laboratory equipment,of non-electrically operated articles	141.198	329.544	1.812.564	5.278.580
8420101000	Apprts for the app of dry film/liiquidphoto resist,etc, calender/oth roll mach	3.211	21.036	41.757	308.649
8420102100	Roller-type ironing mach suitable fordomestic use	0	2.670	0	519.228
8420102900	Wringers suitable for domestic use	3.855	8.290	19.873	79.760
8420109000	Oth calendering/oth rolling machin	4.143	51.450	27.851	428.936
8420911000	Parts cylinders of apparatus for theappl of dry film,liquid photo resis,etc	577	2.629	7.877	23.608
8420912000	Parts cylinders for ironing machinesor wringers suitable for domestic use	0	1	0	695
8420919000	Oth parts cylinders for calenderingor oth rolling machines	13.088	64.457	102.135	498.173

**I.3. IMPOR MENURUT KOMODITI / IMPORT BY HS COMMODITY**  
**\*\*\* APRIL / APRIL 2010 \*\*\***

HS	Uraian Komoditi Commodity Description	Berat Bersih / Net Weight (Kg)		Nilai / Value C.I.F (US\$)	
		Bulan ini Current Month	Kumulatif Cum.Jan. to date	Bulan ini Current Month	Kumulatif Cum.Jan. to date
8420991000	Oth parts of apparatus for the applicof dry film,liquid photo resist,etc	0	7.445	0	572.698
8420999000	Oth parts for calendering/othrolling machines	30.647	40.408	166.282	298.972
8421110000	Centrifuges,including centrifugaldryers for cream separators	4.353	10.651	56.623	137.752
8421120010	Clothes-dryers, of capacity notexceeding 30 i	6.590	6.651	35.103	37.705
8421120020	Clothes-dryers, of capacityexceeding 30 i	297	297	2.050	2.050
8421191000	Centrifuges,including centrifugaldryers for sugar manufacture	16.077	92.740	472.482	1.848.928
8421199000	Oth centrifuges,including centrifugaldryers	106.672	343.745	1.339.324	3.719.649
8421211100	Filtering machin & appar water electricfor domestic use of a cap <= 500 l/h	92.314	197.099	566.342	1.424.139
8421211900	Oth filter machin& appar water electricof a capacity <= 500 l/h	135.676	1.173.289	3.806.664	11.080.301
8421212100	Filtering machin & apparat water electricfor domestic use of a capacity > 500 l/hr	4.428	40.402	52.255	223.210
8421212900	Oth filter machin& appar water electricof a capacity > 500 l/h	311.190	701.681	2.783.906	8.832.678
8421221000	For filter/purify beverages oth thanwater of a capacity <= 500 l/hr	3.217	4.607	106.093	203.900
8421222000	For filter/purify beverages oth thanwater of a capacity >500 l/hr	68.487	138.108	680.136	1.677.255
8421231100	Oil filters for earth moving machineryinternal cobustion egines	154.465	582.233	1.464.100	5.422.531
8421231900	Oth oil filters for earth movingmachinery internal cobustion egines	100.422	207.403	782.265	2.487.869
8421232100	Oil filters for motor vehiclesof chapter 87	60.986	321.005	666.225	3.214.710
8421232900	Oth oil filters for motor vehiclesof chapter 87	59.631	189.489	736.812	2.625.448
8421239100	Oil filters for oth earth movingmachin and motor vehicles of chapter 87	53.487	177.381	385.669	1.811.573
8421239900	Oth oil filters for oth earth movingmachin & motor vehicles of chapter 87	261.619	432.283	1.214.778	3.736.025
8421291000	Filtering/purifying machin & appar formedical/laboratory use	3.060	17.743	117.443	561.666
8421292000	Filter/purify mach&apparatus for liquidof a kind used for sugar manufacture	269	29.373	14.059	288.464
8421293000	Filter/purify mach&apparatus for liquidof a kind used in oil drill operations	24.723	98.671	918.346	1.643.440
8421294000	Filter/purify mach&apparatus for liquid,petrol filters	8.074	26.017	109.304	324.382
8421295000	Filter/purify mach&apparatus for liquidoil filter oth than those subhd 8421.23	21.106	95.822	217.766	1.050.730
8421299000	Oth filtering machinery & apparatusfor liquids not electrically operated	188.831	788.331	6.417.087	20.135.029
8421311000	Intake air filters for inter combustionengines for earth moving machinery	34.895	89.396	230.660	930.062
8421312000	Intake air filters for inter combustionengines for motor vehicles of chap 87	65.345	294.094	758.080	3.378.942
8421319000	Oth intake air filters for internalcombustion engines	199.959	526.677	1.245.899	4.753.792
8421391000	Laminar flow units oth than intake airfilter for internal cobustion egines	4.901	94.540	60.923	2.029.059
8421399000	Oth.laminar flow units oth intake airfilter for internal cobustion egines	417.617	1.975.857	4.481.150	26.554.583
8421911000	Parts of goods of subheading 8421.12,of centrifuges,includ centrifugal dryers	6.238	8.463	48.447	53.695
8421912000	Parts of goods of subheading 8421.19.10of centrifuges,includ centrifugal dryers	1.572	7.790	53.746	217.490
8421919000	Parts of subhd 8421.11.00/8421.19.90of centrifuges,includ centrifugal dryers	5.162	46.400	192.714	608.462
8421992000	Parts filter cartridges of filter,subhd8421.23	55.541	164.767	606.580	1.926.074
8421993000	Parts of goods of subheading 8421.31	204.304	431.827	882.597	2.953.784
8421999100	Oth parts of goods of subheading8421.29.20	1.363	13.658	22.689	142.026
8421999200	Oth parts of goods of subheading8421.21.11/8421.21.21	62.512	479.713	363.156	1.357.046
8421999300	Oth part of subhd 8421.31,8421.23.11,8421.23.19,8421.23.91/8421.23.99	22.588	153.580	321.027	5.046.174
8421999900	Oth parts of sentrifugal, includingcentrifugal dryers	284.157	915.634	3.214.096	11.433.162
8422111000	Dish washing machin of the household type,electrically operated	1.663	7.294	20.363	50.055
8422112000	Dish washing machin of the household typenot electrically operated	0	479	0	507
8422190000	Dish washing machines of the othhousehold type	6.758	70.895	100.169	1.126.859
8422200000	Machinery for cleaning/drying bottlesoth containers	34.710	123.725	1.685.492	4.034.877
8422300000	Machinery for filling,closing, sealing,or labelling bottles, cans, boxes,etc	180.893	748.045	11.330.532	34.721.702
8422400000	Oth packing/wrapping machinery(including heat-shrink wrapping mach)	305.072	1.107.430	15.231.655	56.775.059
8422901000	Parts of goods of subheading 8422.11	13.123	58.614	233.776	958.786
8422909000	Part goods of subhd 8422 of oth thansubheading 8422.11	40.476	216.878	2.182.596	10.910.956
8423101000	Personal weighing machin,including baby&household scales,electrically operated	12.470	17.032	47.118	74.705
8423102000	Personal weighing machin,including baby& household scales,not electric operate	60.249	407.637	122.477	567.951
8423201000	Scales for continuous weighing of goodson conveyors, electrically operated	24.629	40.095	559.747	1.010.556
8423202000	Scales for continuous weighing of goodson conveyors, not electrically operated	18	3.422	507	1.617.789
8423301000	Constan weight scales,predetemin weightscales & hopper scales,electric operat	28.904	52.735	1.175.268	1.817.322
8423302000	Constan weight scales,predetemin weightscales&hopper scales,not electr operat	1.143	3.393	4.689	16.579
8423811000	Oth weighing machinery,max capacity<=30 kg, electrically operated	25.783	87.586	406.873	1.350.910
8423812000	Oth weighing machinery,max capacity<=30 kg, not electrically operated	124.994	248.797	363.088	619.947
8423821100	Oth.weigh mach,having a maximum weighngcapacity <= 1 000kg,electric operated	8.268	27.967	26.464	170.071
8423821900	Oth.weigh mach,oth.having a max weighngcapacity <= 1 000kg,electric operated	3.134	15.138	17.872	98.807
8423822100	Oth.weigh mach,having a maximum weighngcapacity <= 1 000kg, not electric	4.648	23.271	35.896	91.014
8423822900	Oth.weigh mach,oth.having a max weighngcapacity <= 1 000kg, not electric	9.846	50.825	109.586	279.727
8423891000	Oth weigh mach,oth.capacity exceed 30kgor not but not exceeding 5 000kg, elect	59.440	183.893	492.645	1.045.356
8423892000	Oth weighing mach,oth.capacity > 30kgand <= 5,000 kg,not elect	27.142	69.527	39.024	335.549
8423901000	Weighing machine weights	3.006	27.870	22.618	236.243
8423902100	Weighing machin weights,not electricaloperated	25.196	149.292	564.613	4.112.423
8423902900	Parts of weighing machinery,electrically electrically operated	3.246	23.138	159.576	454.165
8424109000	Fire extinguishers,whether/not chargedfor oth aircraft use	73.330	328.126	276.313	2.752.951
8424201100	Spray guns & similar appliances foragricult/horticultural,electric operat	0	2	0	29
8424201900	Spray guns&similar appliances for othagricult/horticultural,electric operat	307	8.778	11.932	229.911
8424202900	Spray guns&similar appliances for othagricultural/horticultural,not electric	991	5.296	7.343	100.398
8424301000	Steam/sand blasting machines,electrically operated	87.233	593.117	648.531	3.888.553
8424302000	Steam/sand blasting machines,not electrically operated	990	19.688	19.138	427.675
8424811000	Oth.mech appliances for agricultural/hortikultural, drip irrigation systems	5.069	21.335	52.954	391.748
8424812000	Oth.mech appliances for agricultural/horti,oth drip irrigation systems,elect	15.340	65.227	71.343	266.671
8424813000	Oth.mech appliances for agricultural/horti,hand-operated insecticide sprayers	49.843	167.107	273.092	780.594
8424814000	Oth.mech appliances for agricultural/hortikultural, not electrically operated	37.786	65.010	125.775	290.494
8424891000	Hand operated household sprayers ofcapacity not exceeding 3 l	17.007	73.937	52.850	167.464
8424892000	Oth appliances oth. agri/horticultural,spray heads with dip tubes	29.942	136.730	131.413	1.007.149
8424894000	Wet processing equipment,by projecting,dispersing/spraying of chemical,etc	1.648	72.248	35.124	548.762
8424895000	Oth appliance for projecting,dispersing/spraying liquids/powders/fire,electric	98.648	232.854	261.093	1.893.091

**I.3. IMPOR MENURUT KOMODITI / IMPORT BY HS COMMODITY**  
**\*\*\* APRIL / APRIL 2010 \*\*\***

HS	Uraian Komoditi Commodity Description	Berat Bersih / Net Weight (Kg)		Nilai / Value C.I.F (US\$)	
		Bulan ini Current Month	Kumulatif Cum.Jan. to date	Bulan ini Current Month	Kumulatif Cum.Jan. to date
8424899000	Oth appliance for projecting,dispersing/spray liquid/powders/fire,not electric	26.451	241.625	297.258	1.868.390
8424901100	Parts of fire extinguisher,electricallyoperated	9.780	89.372	333.329	762.579
8424901900	Parts of fire extinguisher, not electricoperated	86.485	426.010	649.327	2.521.900
8424902100	Parts of spray guns, of good of subhead8424.20.11,electrically operated	116	3.333	665	5.527
8424902300	Parts of spray gun,oth of good of subhd8424.20.11,electrically operated	5.671	16.081	100.127	193.860
8424902400	Parts of spray gun, of goods of subhead8424.20.11,not electrically operated	0	6.366	0	22.134
8424902900	Oth parts of spray guns and similarappliances	33.661	51.600	476.015	925.280
8424903100	Parts of steam/sand blasting mach &similar jet projecting mach,electric	11.778	43.628	119.519	354.403
8424903200	Parts of steam/sand blasting mach &similar jet projecting mach,non electric	1.901	34.998	6.703	158.117
8424909100	Parts of oth appliance of subhead8424.81.10/8424.81.20	815	905	7.632	12.153
8424909200	Parts of oth appliance of subhead8424.81.30/8424.81.40	2.835	13.075	17.155	105.173
8424909900	Oth mechanical appliances(whether/nothand operated)	22.757	220.665	655.710	3.089.453
8425110000	Pulley tackle & hoists oth than skipfor raising vehicles, by electric motor	120.454	631.942	990.554	5.681.257
8425190000	Pulley tackle & hoists oth than skipfor raising vhcles,oth by electric motor	176.550	581.258	559.109	2.396.691
8425310000	Oth winches; capstans,poweredby electric motor	157.055	376.154	195.915	1.834.919
8425390000	Oth winches;capstans,oth than poweredby oth electric motor	273.448	1.409.959	1.558.361	13.907.327
8425410000	Jacks hoists of built in jacking systemof a type used in garages	72.647	194.582	172.811	491.028
8425421000	Jacks used in tipping mechanism forlorries	28.203	133.208	110.573	385.995
8425429000	Oth jacks and hoists, hydraulic	568.025	2.226.799	1.426.629	5.676.925
8425491000	Oth jacks;hoists of a kind used forraising vehicles, electrically operated	22.649	148.376	154.452	1.132.885
8425492000	Oth jacks;hoists of a kind used forraising vehicles, not electric operated	79.654	392.765	152.321	859.936
8426110000	Overhead traveling cranes on fixedsupport	134.182	494.962	727.548	2.920.981
8426120000	Mobile lifting frames on tyres andstraddle carries	593.306	1.114.596	1.706.432	4.402.352
8426191000	Bridge cranes and gantry cranes	20.383	2.689.255	19.498	18.235.091
8426199000	Oth bridge cranes and gantry cranes	4.529.717	7.361.295	16.022.038	36.313.995
8426200000	Tower cranes	413.880	1.895.239	958.731	4.711.859
8426300000	Portal/pedestal jib cranes	144.653	152.711	646.776	714.219
8426410000	Oth machinery,self propelled,on tyres	67.405	440.100	496.403	2.536.326
8426490000	Oth machinery,self propelled,oth thanon tyres	198.586	1.195.352	726.796	7.426.752
8426910000	Oth derricks machin designed formounting on road vehicles	134.302	362.928	344.957	1.144.505
8426990000	Oth derricks mach oth designed formounting on road vehicles	138.511	338.886	1.555.062	2.735.385
8427100000	Self-propelled trucks powered by anelectric motor	370.822	1.100.614	1.754.278	5.780.441
8427200000	Oth self-propelled trucks	1.770.949	4.687.673	8.903.401	22.400.663
8427900000	Oth trucks	169.153	1.050.688	1.127.495	4.303.585
8428101000	Passenger lifts	651.991	2.622.770	3.013.504	10.415.634
8428102100	Oth lifts of a kind used in buildings	985	75.296	4.589	149.034
8428102900	Oth lifts oth than of a kind used inbuildings	12.849	1.082.262	295.972	5.500.371
8428109000	Skip hoists	7.529	23.509	31.806	138.971
8428201000	Pneumatic elevators and conveyorsfor agricultural use	10	13.616	461	75.041
8428202000	Automated machines for the transport,handling & storage of PCB/PWBs/PCAs	49.050	56.307	73.693	145.040
8428209000	Oth pneumatic elevators & conveyors	117.316	521.964	2.119.694	6.438.351
8428310000	Oth continuous act elevators &conveyorsspecially designed for underground use	26.234	30.302	94.753	172.053
8428321000	Oth continuous act elevators &conveyorsof bucket type,used for agri type	217.703	275.043	1.235.809	1.695.586
8428329000	Oth continuous act elevators &conveyorsof bucket type,oth used for agri type	552.756	1.451.905	1.697.345	11.455.951
8428331000	Oth continuous act elevators &conveyorsof belt type, of agricultural type	1.375	121.040	16.589	1.118.417
8428332000	Automated mach for the transport,hand& storage of PCB/PWBs,belt type	1.784	6.261	59.256	305.606
8428339000	Oth continuous act elevators &conveyors,oth of belt type	204.612	468.008	1.498.542	4.494.631
8428391000	Pneumatic elevators and conveyorsof agricultural type	153.878	185.016	526.605	838.604
8428393000	Oth automated machin for transport,hand & storage of PCB/PWBs/PCAs	0	38	0	222
8428399000	Oth continuous-action elevators &conveyors, for goods/materials	971.810	1.604.322	4.595.267	13.909.418
8428400000	Escalators and moving walkways	352.316	1.117.421	772.560	2.735.359
8428600000	Teleferics, chair-lifts, ski-draglines;traction mechanisms for funiculars	1.470	4.800	88.263	224.152
8428902000	Oth lifting,handling, loading/unloadingmach,hand&storage of PCB/PWBs/PCAs	0	95.653	0	697.463
8428909000	Oth mach,oth than lift,handl,load/unloadmach,hand&storage of PCB/PWBs/PCAs	480.480	1.350.110	15.909.285	25.905.940
8429110000	Track laying, bulldozers and angledozers	1.884.080	4.349.260	13.225.470	32.862.451
8429190000	Bulldozer & angledozers oth track laying	1.711.924	3.015.098	11.236.597	23.936.564
8429200000	Graders and levellers	1.192.187	4.499.864	8.848.389	32.889.818
8429300000	Scrapers	1.031	84.316	9.861	147.501
8429401000	Road rollers	148.272	487.232	360.084	1.603.872
8429403000	Tamping machines	255.987	938.605	1.098.617	5.758.385
8429510000	Front-end shovel loaders,mechanicalexcavators and shovelloaders	2.253.539	4.590.148	10.792.858	23.614.062
8429520000	Mach with a 360,revolving super struct,mch shovels,excavators and shove loader	10.138.224	38.432.879	46.666.872	184.002.352
8429590000	Mech shovels,excavators & shove loaderoth front-end shovel, mach. with a 360	568.099	2.357.554	3.013.167	14.730.036
8430100000	Pile-drivers and pile-extractors	129.714	2.091.764	2.828.642	7.271.611
8430200000	Snow-ploughs and snow-blowers	0	1.585	0	9.144
8430310000	Coal/rock cutters and tunnelingmachinery, self-propelled	340.704	349.122	3.853.950	4.028.061
8430390000	Coal/rock cutters and tunnelingmachinery,oth than self-propelled	95.286	129.907	461.400	583.057
8430410000	Oth boring/sinking machineryself-propelled	346.029	1.954.312	7.455.302	21.987.244
8430491000	Wellhead platforms & integrated producmdules for use in drilling production	38.898	193.976	176.667	3.238.325
8430499000	Oth wellhead platforms & integrat prodmodules for use in drilling production	785.756	1.271.941	3.001.007	8.237.623
8430500000	Oth moving,grading,levelling,scrapingmachinery, self-propelled	118.203	158.534	1.429.008	1.719.174
8430610000	Tamping/compacting machinery,not self-propelled	23.562	34.516	115.919	139.842
8430690000	Oth machinery of hedaing 84.30, notself-propelled	26.193	228.369	267.523	1.361.202
8431101300	Parts suitable for of goods of subhead8425.19,8425.39or8425.49,electrici operat	17.556	31.073	91.048	216.217
8431101900	Oth parts suitable for of goods of heading 84.25,electrically operated	8.992	140.849	143.754	1.195.871
8431102200	Part suitable for goods of sub 8425.11,842520,8425.31,8425.41,8425.42,not elec	86.588	334.162	276.482	1.371.243
8431102900	Oth parts suitable for of goods of heading 84.25,not electrically operated	13.286	118.922	61.201	337.691
8431200000	Parts suitable for goods of head 84.27	160.953	431.675	828.419	2.698.880

**I.3. IMPOR MENURUT KOMODITI / IMPORT BY HS COMMODITY**  
**\*\*\* APRIL / APRIL 2010 \*\*\***

HS	Uraian Komoditi Commodity Description	Berat Bersih / Net Weight (Kg)		Nilai / Value C.I.F (US\$)	
		Bulan ini Current Month	Kumulatif Cum.Jan. to date	Bulan ini Current Month	Kumulatif Cum.Jan. to date
8431311000	Parts of goods of shd 8428.10.(21,29),8428.10.90,of lift skip hoist/escalators	527.555	1.334.091	1.115.585	2.868.274
8431312000	Parts of goods of shd 8428.10.10),8428.40.00,of lift skip hoist/escalators	108.632	471.454	350.918	1.480.282
8431391000	Part suitable for goods sub 8428.20.10,8428.32.10, 8428.33.10/8428.39.10	16.701	65.870	125.885	486.093
8431392000	Parts suitable for goods of subheading8428.90	24.133	42.260	19.593	279.788
8431394000	Part of auto mach. for trnsport/storageof PCB/PWBs/PCAs	6.825	15.919	69.986	195.641
8431399010	Part of oth lift,handl/load mach,telph/conveyer	132.324	857.483	1.262.832	8.331.522
8431399090	Oth parts of machinery of head 84.25	48.884	1.042.496	826.820	9.795.976
8431410000	Buckets, shovels, grabs and grips,ofmach of head 84.26, 84.29/84.30	351.397	1.200.328	2.285.311	7.488.045
8431420000	Bulldozer/angledozer blades of machof heading 84.26, 84.29/84.30	334.622	1.367.927	1.020.227	4.022.311
8431430000	Parts of boring/sinking mach of subhead8430.41/8430.49	2.276.115	6.791.246	32.925.435	94.885.350
8431491000	Parts of machinery of heading 84.26	104.174	373.520	1.038.796	4.632.766
8431492000	Cutting edges/end bits forscrapers,graders/levellers	1.028.056	3.571.947	2.384.467	8.658.279
8431493000	Parts of road rollers	36.471	284.432	296.758	1.826.578
8431499000	Oth parts of machinery of heading84.26, 84.29/84.30	6.847.900	20.754.510	34.931.376	125.893.621
8432100000	Ploughs	610	8.570	2.356	55.689
8432210000	Disc harrows	175	718	584	11.129
8432290000	Scarifiers, cultivators, weeders, hoesand oths harrows	3.725	24.284	25.279	154.830
8432300000	Seeders, planters and transplanters	2.210	3.905	11.370	30.059
8432400000	Manure spreaders & fertiliser distributo	15.254	24.056	71.168	148.055
8432801000	Oth machinery for soil preparation/cultivation;of agricult/horticultur typ	18.663	58.141	259.712	744.299
8432802000	Lawn/sports-ground rollers	2.234	2.531	19.000	23.249
8432809000	Oth machinery for soil preparation/cultivation	10.210	70.826	93.233	613.298
8432901000	Parts of machinery of subheading8432.80.90	4.961	13.618	34.910	88.043
8432902000	Parts of lawn/sport-ground rollers	353	401	3.000	5.394
8432909000	Parts oth machinery for soilpreparation/cultivation	2.830	139.035	28.205	849.108
8433110000	Mowers for lawns,parks/sports-groundswith the cutting device rotate horizont	54.505	241.391	246.413	979.089
8433191000	Mowers for lawns,parks/sports-groundsmannually operated	28	29	161	165
8433199000	Oth mowers for lawns, parks/sportgrounds,oth than manually operated	176.296	351.187	541.241	1.196.396
8433200000	Oth mowers,including cutter bars fortractor mounting	47.576	124.178	233.723	866.305
8433300000	Oth haymaking machinery	5.319	17.148	81.416	260.160
8433400000	Straw/fodder baler,including pick-up	450	17.750	5.000	135.000
8433510000	Combined harvester-threshers macinery	0	1.936	0	18.661
8433520000	Oth threshing machinery	0	17.740	0	68.818
8433591000	Cotton pickers and cotton gins	0	42	0	829
8433599000	Oth cotton pickers and cotton gins	29.000	31.963	435.494	479.396
8433601000	Machin for cleaning,sorting/grading eggfruit/oth agricultur prod,electric	123	2.458	1.009	25.717
8433602000	Machin for cleaning,sorting/grading eggfruit/oth agricultur prod,not electric	477	2.719	2.500	7.100
8433901000	Part mach:castor,of diameter(inc yres)>100mm,<= 250mm,width wheel =30mm	3.636	3.826	22.550	25.358
8433902000	Parts mach:castor,oth of goods of subhd8433.11/8433.19.90	2.415	24.019	21.362	76.720
8433903000	Parts mach:castor,oth of goods of subhd8433.19.10	0	39	0	1.008
8433909000	Parts mach: oth castors	9.433	39.213	50.423	192.961
8434101000	Milking machines, electricallyoperated	0	233	0	1.469
8434201000	Dairy machinery, electrically operated	12.403	21.485	2.223.458	2.807.431
8434901000	Parts of milking & dairy mach.of electoperated machines	7.172	83.975	212.331	1.188.264
8434902000	Parts of milk & dairy mach of non electoperated machines	13.976	19.849	377.844	729.632
8435101000	Presses,crushers & manufacture of wine,cider,fruit juices,electric operated	35.655	93.373	221.973	1.066.388
8435102000	Presses,crushers & manufacture of wine,cider,fruit juices,not electri operated	6.358	25.069	10.920	46.476
8435901000	Parts of presses,crushers & manufactureof wine,cider,fruit juices,electr opera	7.597	32.096	100.877	284.324
8435902000	Parts of presses,crushers & manufactureof wine,cider,fruit juices,not electric	9.526	9.674	21.742	22.030
8436101000	Machinery for preparing animal feedingstuffs, electrically operated	47.231	128.261	539.229	1.502.248
8436102000	Machinery for preparing animal feedingstuffs, not electrically operated	1.166	1.166	11.402	11.402
8436211000	Poultry incubators & brooders,electrically operated	36	45.714	72	443.319
8436212000	Poultry incubators & brooders,not electrically operated	0	6.310	0	82.125
8436291000	Oth poultry-keeping machinery,electrically operated	101.964	264.630	643.144	1.404.509
8436292000	Oth poultry-keeping machinery,not electrically operated	27.608	119.227	170.593	812.964
8436801100	Germination plant mach, agriculturalor horticultural type,electric operated	77.866	122.990	238.915	560.057
8436801900	Oth germination plant machineryelectric operated	0	57.748	0	423.812
8436802100	Germination plant machin, agriculturalor horticultural type,not electric	13.280	17.981	25.167	48.958
8436802900	Oth germination plant machinery, notelectric operated	9.530	12.564	37.669	45.142
8436911000	Parts of poultry-keeping machinery/poultry,incubator & brooders,electric	17.742	140.532	189.132	860.015
8436912000	Parts of poultry-keeping machinery/poultry,incubator&brooders,not electric	148	14.345	8.568	104.552
8436991100	Parts oth of poultry-keeping machin,agri & horti type,electric operated	42.721	81.430	22.208	42.066
8436991900	Parts oth of poultry-keeping machin,oth than agri&horti type,elect operated	25.837	181.896	459.200	1.799.044
8436992100	Parts oth of poultry-keeping machin,agri & horti type,not electric operated	1.970	4.646	18.541	61.701
8436992900	Parts oth of poultry-keeping machin,oththan agri&horti type,not elect operated	73.888	103.542	291.173	449.248
8437101000	Machinery for bread grains;winnowing &cleaning machin, electrically operated	95.658	135.918	319.744	794.165
8437103000	Mach for clean,sorting/grad seed,graintdried leguminous vegetables,oth, elect	49.815	227.459	490.720	2.768.163
8437104000	Mach for clean,sorting/grad seed,graintdried leguminous vegetable,oth,not elect	0	16.187	0	126.427
8437801000	Machinery for rice hullers & cone typerice mills,electrically operated	296.515	311.433	425.466	565.450
8437802000	Machinery for rice hullers & cone typerice mills,not electrically operated	43.150	165.234	55.970	210.026
8437803000	Machinery for industrial type coffeand corn mills,electrically operated	0	1.455	0	6.941
8437804000	Machinery for industrial type coffee& corn mills,not electrically operate	49.540	89.016	54.048	106.190
8437805100	Polishing machines for rice,sifting andsieving,bran cleaner,electric operate	16.801	118.591	25.509	351.686
8437805900	Oth polishing mach for rice,sifting andsieving,bran cleaner,electric operate	116.817	225.767	187.712	481.358
8437806100	Polishing machines for rice,sifting andsieving,bran cleaner,not electric	33.134	184.820	33.312	225.970
8437806900	Oth polishing mach for rice,sifting andsieving,bran cleaner,not electric	24.307	89.662	42.922	158.875
8437901100	Parts of machin of subheading 8437.10,electrically operated	12.806	211.485	221.243	810.661
8437901900	Parts of machines oth than of subhead8437.10,electrically operated	106.211	286.292	108.550	547.197

**I.3. IMPOR MENURUT KOMODITI / IMPORT BY HS COMMODITY**  
**\*\*\* APRIL / APRIL 2010 \*\*\***

HS	Uraian Komoditi Commodity Description	Berat Bersih / Net Weight (Kg)		Nilai / Value C.I.F (US\$)	
		Bulan ini Current Month	Kumulatif Cum.Jan. to date	Bulan ini Current Month	Kumulatif Cum.Jan. to date
8437902100	Parts of machines of subheading 8437.10,not electrically operated	360	26.413	6.149	39.840
8437902900	Oth parts of machines of subheading8437.10, not electrically operated	19.711	240.649	29.522	318.971
8438101000	Bakery mach,macaroni,spaghetti/similarproducts, electrically operated	215.274	1.223.024	4.845.365	25.993.900
8438102000	Bakery mach,macaroni,spaghetti/similarproducts, not electrically operated	16	11.734	56	405.857
8438201000	Mach for the manufac of confectionary,cocoa/chocolate, electrically operated	24.184	259.656	512.753	5.137.982
8438202000	Mach for the manufac of confectionary,cocoa/chocolate,not electric operated	0	483	0	11.886
8438301000	Mach for sugar manufac, electricallyoperated	10.151	534.342	485.165	6.148.042
8438302000	Machinery for sugar manufacture,not electrically operated	0	32.905	0	480.724
8438402000	Brewery machinery, not electricallyoperated	0	1.926	0	21.144
8438501000	Mach for the preparation of meat/poultry,electrically operated	32.856	114.958	504.867	1.209.344
8438502000	Mach for the preparation of meat/poultry,not electrically operated	84	38.713	226	38.104
8438601000	Machiner for the preparation of fruits,nuts/vegetab, electrically operated	27.388	315.959	268.328	1.336.511
8438602000	Machiner for the preparation of fruits,nuts/vegetab, not electric operated	0	57.412	0	79.317
8438801100	Coffee pulpers, electrically operated	1.937	16.306	2.217	186.807
8438801200	Coffee pulpers, not electricallyoperated	0	83	0	171
8438809100	Oth coffee pulpers,electric operated	76.780	905.846	2.553.905	24.003.163
8438809200	Oth coffee pulpers,not electric operated	8.109	52.553	17.642	207.933
8438901100	Parts of goods of subheading 8438.30.10electrically operated	39.852	598.385	47.615	2.603.316
8438901200	Part of coffee pulper,electric operatedmachines	769	1.268	30.549	47.332
8438901900	Parts of oths goods of heading 84.38electrically operated	100.275	177.243	1.850.622	3.673.739
8438902100	Parts of goods of subheading 8438.30.20not electrically operated	31	140.436	2.080	359.448
8438902200	Part of coffee pulpers,non electricoperated machines	15	15	50	50
8438902900	Parts of oth goods of heading 84.38.20of coffee pulpers,not electric operated	11.083	139.824	255.495	1.154.384
8439100000	Machinery for making pulp of fibrouscellulosic material	1.986	82.598	106.733	1.828.241
8439200000	Machinery for making paper/paperboard	858.205	959.243	5.008.551	6.426.348
8439300000	Machinery for finishing paper/paperboard	112.277	526.503	1.603.923	6.659.563
8439911000	Part of machin for mak pulp of fibrouscellulosic material,electrically operat	79.224	1.149.431	1.032.827	6.973.861
8439912000	Part of machin for mak pulp of fibrouscellulosic material,not electric operat	16.417	172.555	307.984	1.360.105
8439991000	Parts for making/finishing paper/paperboard, electrically operated	254.907	1.429.522	3.624.041	31.511.556
8439992000	Parts for making/finishing paper/paperboard, not lectrically operated	20.576	24.322	381.020	512.193
8440101000	Book-binding mach, includ book-sewing,electrically operated	27.091	87.103	223.292	577.994
8440102000	Book-binding mach, includ book-sewing,not electrically operated	1.110	8.989	4.280	21.573
8440901000	Parts of book binding & sewing machineselectrically operated machines	95	3.472	15.580	82.939
8440902000	Parts of book binding & sewing machinesnot electrically operated machines	54	54	4.579	4.579
8441101000	Cutting machines, electrically operated	176.254	900.287	2.087.607	7.820.501
8441102000	Cutting mach, not electrically operated	5.056	78.755	25.004	198.195
8441201000	Machin for making bags,sacks/envelopeselectrically operated	30.378	63.973	366.305	631.312
8441301000	Mach for mak cartons,boxes,cases,tubedrum/similar containers,electric operat	72.942	438.731	1.013.764	3.914.279
8441302000	Mach for making carton,boxes,cases,tubedrums/similar containers,not electric	2.360	2.360	7.840	7.840
8441401000	Machines for moulding articles in paperpulp,paper/paperboard,electri operat	71.239	373.584	866.600	3.192.750
8441801000	Oth machinery for making up paper pulp,paper/paperboard,electrically operat	152.582	595.353	5.936.812	10.268.533
8441802000	Oth machinery for making up paper pulp,paper/paperboard,not electric operat	16.614	52.149	30.825	185.401
8441901000	Part of machin for mak up paper pulp,paper/paperboa,cutting mach,elec opert	55.807	202.376	850.508	3.518.581
8441902000	Parts of machin for mak up paper pulp,paper/paperboa,cutting mach,not elec op	4.699	221.560	60.175	2.475.066
8442301000	Machinery, apparatus and equipment,electrically operated	42.845	130.438	1.921.035	3.765.695
8442302000	Machinery, apparatus and equipment,not electrically operated	1.742	22.264	29.686	315.391
8442401000	Parts of electrically operated machin,apparatus/equipment	1.361	40.748	86.848	1.774.482
8442402000	Parts of the foregoing mach,apparatus/equipment,non electrically operated	1.148	5.376	35.173	191.764
8442500000	Plate,cyls&oth.print comp.plates,cyl &lithograph stones,prepared print purpose	69.287	274.985	600.761	3.065.955
8443110000	Print.mach.used for print by mean platescyl&oth print,offset print mach,reefed	562.313	961.442	2.274.335	8.824.502
8443120000	Print.mach.use,print by mean plate cyl&oth print,offset print mach,sheetfed,off	36.561	39.452	24.260	45.706
8443130000	Oth offset printing machinery	312.832	1.157.527	4.922.517	28.085.495
8443140000	Letterpress printing mach, reel-fed,excluding flexographic printing	6.448	8.765	30.500	38.674
8443150000	Letterpress printing mach,oth than reelfed, excluding flexographic printing	87.956	215.067	270.487	511.601
8443160000	Flexographic printing machinery	61.358	226.560	242.020	2.353.520
8443170000	Gravure printing machinery	89.022	401.020	972.430	4.946.809
8443190000	Oth than gravure,flexographic,letterpress,oth offset printing mach	45.174	332.518	109.830	9.240.314
8443311010	Printer-copier,ink-jet,color,capable ofconnecting to a data machine/network	313.735	1.277.274	2.440.693	10.504.634
8443311090	Printer-copier,ink-jet proces,no color,capable of connect to data mach/network	25.113	44.699	105.530	216.059
8443312010	Printer-copier,laser proces,color,capable connect to data mach/network	5.124	31.975	266.494	1.281.986
8443312090	Printer-copier,laser proces,no color,capable connect to data mach/network	35.039	148.568	846.275	3.511.828
8443313010	Combination printer-copier-facs mach,color,connect to data mach/network	59.644	257.220	1.427.378	5.005.719
8443313090	Combination printer-copier-facs mach,no color,connect to data mach/network	27.181	87.460	492.839	1.458.418
8443319010	Oth mach which perform >= 2 functionof printing,copying/facsimile; color	0	24	0	1.823
8443319090	Oth mach which perform >= 2 function ofprinting,copying/facsimile,no color	121.018	200.901	848.267	2.235.043
8443321010	Dot matrix printer,color,capable ofconnect to data machine/network	7	1.162	471	184.013
8443321090	Dot matrix printer,no color,capable ofconnect to data machine/network	85.087	397.294	2.336.119	10.404.420
8443322010	Ink-jet printer,color,capable ofconnect to a data machine/network	479.591	1.955.338	3.974.392	17.367.235
8443322090	Ink-jet printer,no color,capable ofconnect to a data machine/network	7.825	61.266	702.549	2.099.651
8443323010	Laser printer,color,capable of connecto a data machine/network	26.737	124.834	430.363	2.414.147
8443323090	Laser printer,no color,capable ofconnect to a data machine/network	29.134	140.359	653.203	2.136.505
8443324090	Facsimile machine,no color,capable ofconnect to a data machine/network	3.094	8.001	81.275	209.346
8443325010	Mach of screen print machinery,color,capable of connect to data mach/network	0	1	0	503
8443325090	Mach of screen print machinery,no color,capable of connect to data mach/network	580	966	15.000	32.000
8443329010	Mach of oth material,color,capable ofconnect to data machine/network	139	10.822	2.839	134.452
8443329090	Mach of oth material,no color,capableof connect to data machine/network	333	9.639	11.384	141.704
8443391100	Electrostatic photocopy apparatus,directprocess, color	200	231	101.072	108.602
8443391900	Electrostatic photocopy apparatus,directprocess, no color	551.891	1.450.860	933.467	2.320.336

**I.3. IMPOR MENURUT KOMODITI / IMPORT BY HS COMMODITY**  
**\*\*\* APRIL / APRIL 2010 \*\*\***

HS	Uraian Komoditi Commodity Description	Berat Bersih / Net Weight (Kg)		Nilai / Value C.I.F (US\$)	
		Bulan ini Current Month	Kumulatif Cum.Jan. to date	Bulan ini Current Month	Kumulatif Cum.Jan. to date
8443392010	Electrostatic photocopy apparatus,in-direct process,color	3.276	5.535	85.258	182.721
8443392090	Electrostatic photocopy apparatus,in-direct process,no color	30.788	72.209	247.559	1.392.893
8443393090	Oth photocopy apparatus incorporating,optical system,no color	0	8.614	0	256.095
8443394090	Ink-jet printer,no color,not capable of connect to data machine/network	0	48	0	4.387
8443399090	Oth print mach,no color,not capable of connect to data machine/network	26	60	3.494	6.082
8443910000	Part & accessori of print machinery usedfor print by component of head 84.42	1.162.751	3.938.062	45.502.980	162.035.936
8443991000	Part & accessori of screen print machi-nery for manufact of print circuit board	8.491	32.134	142.999	1.986.976
8443992000	Ink-filled printer cartridges	154.139	516.052	2.780.947	7.529.972
8443993000	Paper feeders and sorters	363	4.161	6.816	27.801
8443999000	Oth part & accessori of screen printingmachinery	176.117	801.155	6.980.487	26.690.629
8444100000	Mach for extrude,texture/cut man-madetextile material,electric operate	105.788	176.669	1.254.521	1.774.676
8444200000	Mach for extrude,texture/cut man-madetextile material,not electric operate	0	6.131	0	38.300
8445111000	Carding machines,electrically operated	173.187	676.300	339.971	2.400.803
8445112000	Carding machines,not electricallyoperated	0	5.673	0	114.827
8445121000	Combing machines, electrically operated	15.468	250.088	142.800	862.686
8445131000	Drawing/roving machines,electricallyoperated	613	260.796	4.025	1.599.193
8445132000	Drawing/roving machines,not electrically operated	0	5.838	0	109.500
8445191000	Other machines for preparing textilefibres; electrically operated	66.677	470.591	1.342.495	5.146.647
8445192000	Other machines for preparing textilefibres; not electrically operated	0	1.168	0	42.750
8445201000	Textile spinning machines;electrically operated	83.242	1.556.565	815.231	6.438.626
8445202000	Textile spinning machines;not electrically operated	119	88.459	572	610.412
8445301000	Textile doubling/twisting machines;electrically operated	155.936	206.107	504.674	756.586
8445302000	Textile doubling/twisting machines;not electrically operated	0	1	0	458
8445401000	Textile winding(including weft-winding)or reeling machin,electrically operated	81.095	607.668	363.646	3.602.452
8445402000	Textile winding(including weft-winding)or reeling machin,notelectric operated	750	22.016	9.000	489.000
8445901000	Oth machinery for preparing textile,electrically operated	36.373	83.951	131.448	654.818
8445902000	Oth machinery for preparing textile,not electrically operated	81	948	60.857	116.720
8446101000	Machines for weaving fabrics of a width<= 30 cm, electric operated	155.045	271.182	1.123.491	1.597.732
8446210000	Machine for weaving fabrics of a width> 30 cm, Power looms, shuttle type	140.006	461.476	461.103	1.679.643
8446290000	Machine for weaving fabrics of a width>30 cm, Oth than Pwr looms,shuttle type	606.082	3.002.815	2.961.838	18.008.279
8446300000	Machine for weaving fabrics of a width> 30 cm, shuttleless type	353.101	914.310	3.770.743	8.095.218
8447111000	Circular knitting mach,cylinder diamtr<= 165 mm, electrically operated	48.147	149.542	933.476	1.937.524
8447112000	Circular knitting mach,cylinder diamtr<= 165 mm,not electrically operated	16.800	16.800	158.760	158.760
8447121000	Circular knitting mach,cylinder diamtr>165 mm, electrically operated	78.400	413.567	817.651	2.859.332
8447201000	Flat knitting & stitch bonding machine,electrically operated	173.142	251.720	5.928.613	6.585.621
8447202000	Flat knitting & stitch bonding machine,not electrically operated	21.758	21.758	96.828	96.828
8447901000	Machines for making gimped yarn,tulle,lace&mach for tufting,electric operated	265.429	1.064.018	1.045.627	4.860.163
8447902000	Machines for making gimped yarn,tulle,lace&mach for tufting,not elec operated	409	11.882	11.421	56.251
8448111000	Dobbies & jacquards, card reducing, electrically operated	7.816	91.112	15.000	721.215
8448112000	Dobbies & jacquards, card reducing, notelectrically operated	165	6.358	2.305	256.164
8448191000	Oth auxiliary machin for mach of heading84.44, 84.45, 84.46, 84.47, electric	8.480	84.323	56.135	591.401
8448192000	Oth auxiliary machin for mach of heading8444, 8445, 8446, 84.47, not electric	203	3.120	600	31.369
8448200000	Parts&accessories of mach of heading84.44/their auxiliary machinery	58.456	268.178	949.844	3.219.387
8448310000	Card clothing of mach of heading 84.45	15.496	117.288	216.424	753.868
8448320000	Parts&accessories of mach for preparingtextile fibres,other than card clothing	20.982	67.070	444.892	1.283.810
8448330000	Spindles, spindle flyers,spinning rings,and ring travellers of mach 84.45	12.164	34.618	347.818	1.248.352
8448390000	Other parts & accessories of mach ofthead 84.45/their auxiliary machinery	537.641	894.244	2.637.418	7.589.888
8448420000	Reeds for looms, healds & heald-framesfor weaving machines	14.116	56.284	326.844	938.906
8448491100	Shuttles, for electrtrically operatedweaving machine	7.633	13.840	125.206	184.736
8448491900	Oth parts & acces, for elect operatedweaving machine	61.299	197.722	612.831	2.314.494
8448492000	Parts & acces, for non electricallyoperated weaving machine	16.638	36.409	45.379	256.701
8448510000	Sinkers, needles&other articles used informing stitches	13.027	61.333	929.382	3.499.386
8448590000	Othe parts&accessories of mach ofthead 8447/their auxiliary machinery	75.763	168.517	287.801	1.100.668
8449001000	Mach for the manufacture/finishing offelt/nonwovens,electrically operated	1.955	9.744	323.414	486.974
8449002000	Mach for the manufacture/finishing offelt/nonwovens, not elect operated	36	36	4.652	4.652
8450111000	Household/laundry-type washing machin;fully-automatic mach;capacity <= 6 kg	140.711	418.895	591.085	1.779.833
8450119000	Household/laundry-type wash mach;fully-automatic machine;capacity > 6 kg	632.425	3.701.676	2.519.675	15.079.733
8450120010	Household/laundry-type wash mach;built-in centrifugal drier,capacity <= 6 kg	31.725	360.350	129.984	1.574.707
8450120020	Household/laundry-type wash mach;built-in centrifugal drier,capacity > 6 kg	958.449	3.048.089	2.699.160	9.010.197
8450190010	Other household/laundry-type wash mach;dry linen capacity <= 6 kg	14	5.456	2.294	12.215
8450190020	Other household/laundry-type wash mach;dry linen capacity > 6 kg	7.310	58.820	44.204	210.478
8450200000	Household/laundry-type washing mach;a dry linen capacity >10 kg	110.815	411.318	582.456	2.182.662
8450901000	Parts of goods of subheading 8450.20	639	25.399	4.285	938.956
8450902000	Parts of goods of subheading 8450.11,8450.12 or 8450.19	371.230	1.148.389	1.208.192	3.651.814
8451100000	Dry-cleaning machines	19.049	88.800	117.400	473.007
8451210000	Drying machines,each of a dry linencapacity not exceeding 10 kg	15.853	49.768	73.642	243.640
8451290000	Drying machines,each of a dry linencapacity exceeding 10 kg	105.131	445.024	566.556	2.235.176
8451300000	Ironing machines and presses(including fusing presses)	27.758	108.195	407.103	1.066.144
8451400000	Washing, bleaching or dyeing machines	258.029	715.154	2.631.482	6.686.320
8451500000	Mach. for reeling,unreeling,folding,cutting/pinking textile fabrics	14.846	76.745	303.936	665.860
8451801000	Other machinery exclude machines of hd84.50; for domestic use	68	2.484	2.864	73.269
8451809000	Other machinery exclude machines of hd84.50; not for domestic use	148.534	488.171	975.512	4.194.885
8451901000	Parts of machines or dry linen capacityno exceeding 10 kg	263	2.355	12.333	31.449
8451909000	Parts of oth machines of heading 8451	21.763	213.441	741.424	2.502.994
8452100000	Sewing machines of the householdtype	124.032	509.045	290.331	1.182.446
8452210000	Oth sewing machines, automatic units	97.852	535.377	865.293	5.119.949
8452290000	Oth sewing machines, not automatic units	146.707	642.303	1.292.225	4.401.564
8452300000	Sewing machine needles	35.852	132.094	106.011	490.131

**I.3. IMPOR MENURUT KOMODITI / IMPORT BY HS COMMODITY**  
**\*\*\* APRIL / APRIL 2010 \*\*\***

HS	Uraian Komoditi Commodity Description	Berat Bersih / Net Weight (Kg)		Nilai / Value C.I.F (US\$)	
		Bulan ini Current Month	Kumulatif Cum.Jan. to date	Bulan ini Current Month	Kumulatif Cum.Jan. to date
8452400000	Furniture, bases and covers for sewingmachines and parts thereof	21.903	90.066	42.311	246.916
8452901100	Arms,beds,stands,flywheel,belt guard;treadles/pedals of subhead 8452.10	5.004	53.653	23.116	207.911
8452901900	Oth part of sewing mach of machinery ofsubheading 8452.10	10.578	63.506	55.848	327.569
8452909010	Arms beds,foot & pedals of mach excludesubheading 8452.10	14.397	72.664	17.983	81.565
8452909090	Other parts of sewing mach of machineryexclude subheading 8452.10	161.900	681.714	493.242	2.162.806
8453101000	Machinery for prepare,tanning/work hides, skins/leather, elect operated	59.594	174.687	349.281	869.967
8453201000	Machinery for making/repairingfootwear, electrically operated	22.203	285.361	341.185	1.699.706
8453202000	Machinery for making/repairingfootwear, not electrically operated	0	41.212	0	293.113
8453801000	Mach for make/repaire other articles ofhides,skins,not sewing machine,electric	53.636	372.934	393.874	2.787.238
8453802000	Mach for make/repaire other articles ofhides,skins,not sewing machin,not elect	3.350	21.327	10.944	199.084
8453900000	Parts of goods of heading 84.53	12.728	81.277	189.643	1.025.752
8454100000	Converters	181	7.124	3.375	206.188
8454200000	Ingot moulds and ladles	19.213	227.633	613.132	2.474.666
8454300000	Casting machines	323.077	857.675	3.351.421	7.936.716
8454900000	Parts of goods of heading 84.54	137.752	732.199	721.248	4.637.816
8455100000	Tube mills	30.116	33.123	42.000	215.825
8455210000	Oth Rolling mills, hot or combination hocold	42.771	114.395	48.930	337.406
8455220000	Oth Rolling mills, cold	29.515	83.273	87.006	260.940
8455300000	Rolls for rolling mills	357.591	865.946	908.196	3.562.665
8455900000	Other parts of metal-rolling millsand rolls therefor.	246.524	878.827	742.752	2.493.751
8456100000	Machines tool for work any material byremoval material,operat by laser/photon	43.633	57.840	1.153.129	1.597.683
8456200000	Machines tool for work any material byremoval material,operat by ultrasonic	1.420	4.698	53.954	333.175
8456300000	Machines tool for work any material byremoval material,electro-discharge	30.672	69.164	265.282	634.590
8456901000	Mach tool for mnfact of printed circuit,numerical control,by plasma arc process	0	5.473	0	48.740
8456902000	Wet proces equip for the applicationby immersion of electrochemic solutions	1.636	1.639	24.723	24.725
8456909000	Oth mach tool for work any material byother operating processes	37.833	150.388	702.122	2.822.510
8457100000	Machining centres	446.881	929.356	6.966.468	12.125.283
8457200000	Unit construction machines(single-station)	13.754	85.403	45.378	169.176
8457300000	Multi-station transfer machines	6.158	14.914	708.929	908.390
8458110000	Horizontal lathes, numericallycontrolled	147.371	495.203	2.353.245	7.682.031
8458190000	Horizontal lathes,not numericallycontrolled	140.175	688.517	509.326	2.844.295
8458910000	Other lathes,numerically controlled	34.525	139.462	484.104	1.208.030
8458990000	Other lathes,not numerically controlled	337.029	1.295.911	2.137.805	7.519.942
8459101000	Way-type unit head machineselectrically operated	100.951	365.679	1.090.480	3.949.156
8459102000	Way-type unit head machines, notelectrically operated	0	2.056	0	6.646
8459210000	Dilling machines, numericallycontrolled	47.822	205.936	1.052.654	4.244.779
8459291000	Dilling machines, electrically operated	65.398	286.531	236.470	1.379.168
8459292000	Dilling machines, not electricallyoperated	24.389	80.049	129.349	255.129
8459310000	Boring-milling machines, numericallycontrolled	23.153	50.475	975.070	1.457.637
8459391000	Oth boring-milling machines, electricalloperated	6.803	111.714	96.092	668.520
8459392000	Oth boring-milling machines, notelectrically operated	4.665	14.059	2.220	77.135
8459401000	Oth boring machines, electricallyoperated	69.802	158.649	573.465	1.310.829
8459402000	Oth boring machines, not electricallyoperated	22.591	60.636	96.099	786.558
8459510000	Milling machines, knee-type,numerically controlled	0	2.521	0	23.234
8459591000	Oth milling machines, knee-type,electrically operated	16.130	24.543	32.000	55.683
8459592000	Oth milling machines, knee-type, notelectrically operated	51	4.565	1.074	12.752
8459610000	Other milling machines, numericallycontrolled	0	7.869	0	53.482
8459691000	Other milling machines, not nmrclycontrolled, electrically operated	108.255	412.772	307.334	1.387.932
8459692000	Other milling machines, not nmrclycontrolled, not electrically operated	333	100.393	7.526	420.733
8459701000	Threading/tapping machines,electrically operated	97.334	400.545	2.512.234	8.049.493
8459702000	Threading/tapping machines, notelectrically operated	0	18.372	0	420.020
8460110000	Flat-surface grinding mach,an accuracyof at least 0.01 mm,numeric controlled	13.131	55.871	405.796	928.010
8460191000	Oth flat-surface grinding mach, accuracyof at least 0.01 mm, electric operated	45.171	175.940	208.992	2.051.126
8460192000	Oth flat-surface grinding mach, accuracyof at least 0.01 mm, not elect operated	218	7.901	1.861	65.107
8460210000	Other grinding mach,an accuracy of atleast 0.01 mm,numerically controlled	51.928	109.396	1.607.677	2.641.380
8460291000	Other grinding mach,an accuracy of atleast 0.01 mm, electrically operated	72.013	168.980	1.026.327	2.170.689
8460292000	Other grinding mach,an accuracy of atleast 0.01 mm, not electric operated	17.291	39.414	74.118	165.843
8460311000	Machine tools, numeric controlled, forsharpen carbide diamet <= 3.175 mm	78	773	25.092	58.284
8460319000	Oth sharpening (tool/cutter grinding)machines,numerically controlled	7.125	13.178	53.336	99.415
8460391000	Oth sharpening (tool/cutter grinding)machines, electrically operated	5.402	41.424	14.552	248.861
8460392000	Oth sharpening (tool/cutter grinding)machines, not electrically operated	0	33.762	0	69.293
8460401000	Honing/lapping mach,electricallyoperated	1.876	96.754	11.176	250.427
8460402000	Honing/lapping mach, not electricallyoperated	1	1.897	685	19.663
8460901000	Oth mach-tools for deburring,abrasives/polishing products, electric operat	39.394	107.720	1.370.373	1.682.480
8460902000	Oth mach-tools for deburring,abrasives/polishing products,not electric operat	841	13.819	31.082	117.326
8461201000	Shaping/slotting machines,electricallyoperated	27.059	151.659	332.996	1.501.391
8461202000	Shaping/slotting mach,not electricallyoperated	0	17.356	0	150.502
8461301000	Broaching mach,electrically operated	6.318	17.260	81.863	399.616
8461401000	Gear cutting,gear grinding/gearfinishing mach, electric operated	51.079	74.531	1.445.047	1.631.549
8461402000	Gear cutting,gear grinding/gearfinishing mach, not electric operated	6	44	4.667	4.953
8461501000	Sawing/cutting-off machines,electrically operated	95.971	462.432	1.599.148	5.192.510
8461502000	Sawing/cutting-off machines, notelectrically operated	7.955	45.021	44.809	161.879
8461901000	Oth mach-tool for planing/shaping/slottiby cermets, electrically operated	9.279	202.362	521.838	1.955.608
8461909000	Oth mach-tool for planing/shaping/slottiby cermets, not electrically operated	187	57.955	2.538	96.233
8462101000	Forging/die-stamping machines(including pres) & hammers, electric	807.796	2.367.498	3.456.032	12.763.124
8462102000	Forging/die-stamping machines(includ pres)&hammers,not electric	10.252	110.626	59.358	1.251.394
8462210000	Bend,fold,straighten/flattening machine(includ pres),numeric control	37.213	279.911	468.257	1.913.665
8462291000	Bend,fold,straighten/flattening machine(includ pres),not nmric control,elect	353.427	830.082	1.372.349	3.511.490



**I.3. IMPOR MENURUT KOMODITI / IMPORT BY HS COMMODITY**  
**\*\*\* APRIL / APRIL 2010 \*\*\***

HS	Uraian Komoditi Commodity Description	Berat Bersih / Net Weight (Kg)		Nilai / Value C.I.F (US\$)	
		Bulan ini Current Month	Kumulatif Cum.Jan. to date	Bulan ini Current Month	Kumulatif Cum.Jan. to date
8462292000	Bend, fold, straighten/flattening machine (incl pres), not nmrc control, not elect	57.033	184.415	44.718	398.564
8462310000	Shearing machine (incl press), oth than combine punching mach, numeric control	258	119.180	462	498.278
8462391000	Shearing machine (incl press), oth thanbine punching mach, not nmrc cntrl, elect	271.382	617.907	994.629	2.137.875
8462392000	Shearing mach (incl press), oth than binepunch mach, not nmrc control, not elect	35.294	87.811	66.970	193.220
8462410000	Punching/notching mach, incl comb punch & shearing mach, numeric control	91.794	140.849	3.230.634	3.648.503
8462491000	Punching/notching mach, incl comb punch & shearing mach, not numeric cntrl, elect	78.933	182.997	1.090.174	2.955.195
8462492000	Punching/notching mach, incl comb punch & shear mach, not numrc cntrl, not elect	418	6.796	897	31.923
8462910000	Hydraulic presses	191.005	614.024	1.002.640	4.426.663
8462991000	Mach for manufac of boxes, cans & similar contain of tin plate, electr.	28.189	98.550	174.160	633.901
8462992000	Mach for manufac of boxes, cans contain tin plate, not elect. operated	30	11.912	251	210.244
8462995000	Oth machine for working metal by forging, hamming, electric operated	167.293	777.556	1.116.429	3.394.195
8462996000	Oth machine for working metal by forging, hamming, not electric operated	246	72.537	2.775	191.054
8463101000	Draw-benches for bars, tube, profile, wire, or the like, electrically operated	197.081	258.544	640.933	872.079
8463102000	Draw-benches for bars, tube, profile, wire, or the like, not electrically operated	83.475	83.479	394.554	394.614
8463201000	Thread rolling machines, electrically operated	25.904	98.617	151.682	910.576
8463301000	Machines for working wire, electrically operated	91.934	326.173	572.653	2.026.172
8463302000	Machines for working wire, not electrically operated	0	135	0	17.289
8463901000	Oth mach tool for work metal/cerments, without remove material, elect operated	165.231	394.818	1.579.226	2.489.168
8463902000	Oth mach tool for work metal/cerments, without remove material, not elect operat	0	8.115	0	319.976
8464101000	Sawing mach for working stone, ceramics electrically operated	24.335	217.818	80.074	1.425.593
8464102000	Sawing mach for working stone, ceramics not electrically operated	0	1.381	0	1.554
8464201000	Grinding/polishing machines, electrically operated	29.206	131.440	76.762	506.432
8464202000	Grinding/polishing machines, not electrically operated	0	18.505	0	72.486
8464901000	Oth mach tool for work stone, ceramics/like mineral material, elect operated	409.334	903.878	2.647.814	3.533.661
8464902000	Oth mach tool for work stone, ceramics/like mineral material, not elect operate	35.984	85.065	92.668	296.774
8465100000	Mach, can carry out different type operation without tool charge for such operat	68.508	183.184	489.502	1.302.220
8465911000	Sawing machines for scoring PCB/PWB's electrically operated	78	1.750	24.332	72.827
8465912000	Other sawing mach for scoring PCB/PWB's, electrically operated	112.179	406.790	424.662	1.090.840
8465919000	Other sawing mach for scoring PCB/PWB's, not electrically operated	43.265	86.402	597.416	715.927
8465921000	Mach tools for routing PCB/PWB's substrates, shank dmtr <= 3.175 mm	0	230	0	2.852
8465922000	Oth planing, milling/moulding (bycutting) mach, electrically operated	118.521	330.235	725.325	1.921.270
8465929000	Oth planing, milling/moulding (bycutting) machines, not electrically operated	3.665	56.106	202.035	678.106
8465931000	Grinding, sanding/polishing machines, electrically operated	81.207	436.287	448.663	1.348.751
8465932000	Grinding, sanding/polishing machines, not electrically operated	1.989	6.217	23.883	43.578
8465941000	Bending/assembling machines, electrically operated	23.481	52.403	320.200	676.211
8465942000	Bending/assembling machines, not electrically operated	725	5.567	1.091	112.951
8465951000	Drilling mach for manufac PCB/PWB's, with a spindle speed > 50.000 rpm	38.803	43.568	256.191	342.223
8465953000	Other drilling/morticing machines, electrically operated	51.928	225.783	231.659	547.832
8465959000	Other drilling/morticing machines, not electrically operated	12.550	59.935	25.397	108.434
8465961000	Splitting, slicing/paring machines, electrically operated	87.493	290.058	1.888.621	2.647.164
8465962000	Splitting, slicing/paring machines, not electrically operated	0	130	0	650
8465993000	Lathes, electrically operated	0	60.881	0	354.040
8465994000	Lathes, not electrically operated	89	16.462	90	26.911
8465995000	Oth mach for deburring surfaces of PCB/PWB's, for scoring laminati presses	15.933	65.336	41.546	241.760
8465996000	Other mach-tools for nailing, stapling, glueing/otherwise assemb, electric	106.445	210.354	217.813	714.856
8465999000	Other mach-tools for nailing, stapling, glueing/otherwise assemb, not electric	143.318	402.995	1.289.825	2.810.573
8466101000	Tool hold. self-open dieheads for 8456.908460.31, 8465.91, 8465.92, 8465.95, 8465.9	7.643	48.889	279.767	887.145
8466109000	Other tool holders & self-opening dieheads	65.232	288.723	1.105.458	3.968.893
8466201000	Work holders for sub 8456.99, 8460.31, 8465.91, 8465.92, 8465.95, 8465.99	260	2.720	38.389	102.362
8466209000	Work holders for other machine	17.700	61.955	843.614	2.245.769
8466301000	Dividing head, special attach for 8456.908460.31, 8465.91, 8465.92, 8465.95 & 8465.9	158	812	1.796	10.360
8466309000	Dividing heads & other special attachments for oth machine-tools	13.086	67.236	455.810	1.770.977
8466910000	Parts & acces suitable for machine of heading 84.64	151.186	534.517	185.160	1.051.746
8466921000	Parts & acces suitable for mach subhead 8465.92.10, 8465.95.10, 8465.99.50	3.563	6.100	26.946	73.341
8466929000	Parts & acces suitable for mach of other subheading 84.65	47.342	194.368	717.118	2.105.561
8466932000	Parts & acces suitable for mach subhead 8456.90.10, 8456.90.20, 8460.31.10	8.308	9.654	116.670	161.909
8466939000	Parts & acces suitable for mach of other headings 84.56 to 84.61	109.265	316.478	1.533.298	7.895.752
8466940000	Parts & acces suitable for machine other headings 84.62 or 84.63	311.282	587.254	2.680.299	6.690.832
8467110000	Tool for work in the hand, pneumatic, rotary type (incl rotary percussion)	13.632	52.365	486.427	1.544.780
8467190000	Tool for working in the hand, pneumatic, in other type	20.268	112.736	182.321	694.672
8467210000	Drills of all kinds with self-contained electric motor	114.479	486.963	389.337	1.551.982
8467220000	Saws with self-contained electric motor	12.679	62.850	74.707	359.378
8467290000	Oth tool for working in the hand, with self-contained electric motor	289.631	1.531.682	1.091.962	5.056.424
8467810000	Chain saws	178.410	363.662	955.664	2.368.544
8467890000	Oth tool for working in the hand	135.864	527.142	888.018	4.418.144
8467911000	Part of chain saw, of elect-mechanic for work in hand, self-cont. electric motor	1.036	10.084	2.990	10.027
8467919000	Part of other chain saw	32.284	184.808	146.070	656.063
8467920000	Parts of pneumatic tools	6.718	36.124	107.064	409.869
8467991000	Part of tool of subhead 8467.21, 8467.22 or 8467.29	20.622	87.049	69.838	337.270
8467999000	Part of tool of oth heading 8467	106.226	265.346	385.971	960.746
8468100000	Hand-held blow pipes	2.701	4.455	7.311	21.154
8468201000	Hand-operated gas welding, brazing/cutting appliances for metal	10.444	131.393	212.624	470.859
8468209000	Other gas-operated machinery & apparatus	86.115	160.129	1.133.298	3.513.622
8468800000	Other machinery and apparatus for soldering, brazing/welding	117.905	364.012	658.390	2.096.281
8468901100	Parts of goods of subheading 8468.10	4.170	9.799	8.772	65.783
8468901200	Parts of goods of subheading 8468.20.10	13.283	38.234	209.860	355.046
8468909000	Parts of other Heading 8468	41.908	171.842	453.299	1.334.105
8469001000	Word-processing machines	48.357	216.132	2.069.343	9.927.423

**I.3. IMPOR MENURUT KOMODITI / IMPORT BY HS COMMODITY**  
**\*\*\* APRIL / APRIL 2010 \*\*\***

HS	Uraian Komoditi Commodity Description	Berat Bersih / Net Weight (Kg)		Nilai / Value C.I.F (US\$)	
		Bulan ini Current Month	Kumulatif Cum.Jan. to date	Bulan ini Current Month	Kumulatif Cum.Jan. to date
8469009010	Automatic typewriters	3.310	12.073	40.756	152.470
8469009090	Other typewrites	32.354	69.153	497.457	933.320
8470100000	Electronic calculators, cpble of operatiwithout an extnl source electric power	63.251	189.414	2.018.153	2.663.083
8470210000	Electronic calculating machinesincorporating a printing device	123	3.339	1.698	66.760
8470290000	Other electronic calculating machines	11.169	60.311	18.793	705.432
8470300000	Other calculating machines	35.886	712.103	352.417	2.410.744
8470500000	Cash registers	33.360	113.935	1.435.132	4.517.803
8470901000	Postage-franking machines	834	3.144	90.024	287.560
8470902000	Accounting machines	0	902	0	22.576
8470909000	Machines for pocket-size data record, reproduc, display mach with calculat	3.213	12.732	34.592	210.280
8471301000	Handheld computer incl palmtop & PDAs	246	3.633	95.371	821.617
8471302000	Laptop incl notebooks	772.208	3.417.325	62.411.712	314.204.504
8471309000	Oth portable digital automatic dataproc mach, weigh not more than 10 kg	215.420	745.954	914.472	3.731.919
8471411000	Personal computers excl 8471.30with at least a CPU and an input/output	264.781	606.612	1.594.067	5.605.238
8471419000	Oth automatic data processing machineswith at least a CPU and an input/output	49.056	270.034	4.040.281	11.496.771
8471491000	Personal computers excl 8471.30presented in form of systems	193.796	753.929	8.015.058	27.827.076
8471499000	Oth automatic data processing machinespresented in form of systems	56.666	243.951	4.031.298	9.225.169
8471501000	Processing units for personal computerother of subhd 8471.41 or 8471.49	153.936	614.605	13.007.071	32.211.685
8471509000	Oth Processing unitsother of subhd 8471.41 or 8471.49	205.046	853.177	4.460.184	22.411.842
8471603000	Computer keyboards	134.055	542.608	564.110	2.631.734
8471604000	X-ycoordinate input devices, includingmouse, light pens, joystick, track balls	169.474	629.761	883.028	4.188.905
8471605000	Plotters whether input/output units of heading 84.71 or of heading 90.17	4.846	15.322	243.604	611.715
8471609000	Other input/output units, whether/not contain storg unitsthe same housing	194.836	815.046	2.611.716	6.597.699
8471701000	Floppy disk drives	5.892	16.279	13.561	130.229
8471702000	Hard disk drives	213.579	1.040.884	2.403.654	8.126.243
8471703000	Tape drives	2.290	7.542	383.886	1.053.799
8471704000	Optical disk drives, including cd-rom drives, dvd drives & cd-r drives	139.530	768.459	2.319.076	13.432.775
8471705000	Proprietary fmat strge device includ me-dia therefor f automat. dt proc. mach	13.589	45.166	1.038.328	6.729.038
8471709100	Backup management systems	5.503	13.439	137.040	1.625.945
8471709900	Other storage units of automatic data processing machine	78.644	285.866	2.285.528	8.363.623
8471801000	Control and adaptor units	28.343	131.040	351.374	1.422.306
8471807000	Sound card and video card	33.616	104.894	439.892	1.059.530
8471809000	Other units of automatic dataprocessing machines	272.432	988.284	3.994.048	16.844.214
8471901000	Bar code readers	9.212	16.640	76.024	261.618
8471902000	Optical character readers, document/image scanners	43.922	198.502	1.162.534	4.955.326
8471909000	Other units automatic data processingmachines	174.381	1.084.531	3.759.034	21.220.848
8472101000	Duplicating machines, electricallyoperated	10.105	13.402	17.694	41.501
8472102000	Duplicating machines, not electricallyoperated	35	104	1.024	5.968
8472301000	Machin for sorting/folding mail/forinserting mail in envelopes, electric	0	492	0	61.840
8472302000	Machin for sorting/folding mail/forinserting mail in envelopes, not elect.	376	1.664	1.025	20.767
8472901000	Automatic teller machines	235.293	692.715	3.292.134	9.355.519
8472902000	Electronic fingerprint identificationsystem	13.346	38.879	219.547	526.185
8472903000	Other office machines, electricallyoperated	33.584	180.268	389.730	2.225.407
8472909000	Other office machines, not electricallyoperated	18.020	71.216	117.169	396.405
8473101000	Printed circuit assemblies for word-processing	377	2.491	11.299	191.043
8473109000	Other parts & access of the mach of heading 84.69	53.895	84.824	938.962	3.660.013
8473210000	Parts & access electronic calculatingmach sub 8470.10, 8470.21/8470.29	1.188	9.597	8.095	233.401
8473290000	Parts & access of other machines of heading 84.70	10.016	40.690	503.174	2.106.353
8473301000	Assembled printed circuit boardsfor machines of heading 84.71	408.689	1.278.556	12.407.789	31.108.841
8473309000	Parts & access of other machines of heading 84.71	1.083.473	4.990.842	34.341.873	137.478.614
8473401100	Parts including printed circuit assemblr for machines of heading 84.72	404	2.724	35.041	513.009
8473401900	Other parts&accessories of the machof heading 84.72, for electric operate	5.881	205.113	228.742	766.727
8473402000	Other parts&accessories of the machheading 84.72, for non electric operate	1.758	2.276	96.243	105.347
8473501100	Parts&accessories suitable for usewith mach of heading 84.71, electric	31.298	298.527	1.141.590	17.742.635
8473501900	Parts&accessories suitable for usewith mach head 84.69 & 84.72, electric	24.583	120.833	113.773	473.752
8473502000	Part&acces suitable for use with machof heading 84.69-84.72, non-electric	68	140	5.052	32.235
8474101000	Sorting, screening, separating/washingmachines, electrically operated	143.784	773.137	1.938.293	7.945.738
8474102000	Sorting, screening, separating/washingmachines, not electrically operated	42.540	190.407	323.697	875.971
8474201100	Crushing/grinding machines forstone electrically operated	922.576	3.668.529	1.316.097	10.919.296
8474201900	Crushing/grinding mach for earth, oresoth mineral substances, electric operat	2.036.564	3.038.872	5.505.261	11.333.573
8474202100	Crushing/grinding mach for stone notelectrically operated	11.444	101.692	23.000	268.057
8474202900	Crushing/grinding mach for earth, oresoth mineral substances, not electric	341.472	541.973	1.562.978	2.061.806
8474311000	Concrete/mortar mixers, electricallyoperated	47.824	248.798	599.693	1.393.673
8474312000	Concrete/mortar mixers, notelectrically operated	23.880	47.632	139.719	261.107
8474321000	Mach for mixing mineral substances withbitumen, electrically operated	555.202	1.084.270	1.051.713	2.279.548
8474322000	Mach for mixing mineral substances withbitumen, not electrically operated	0	4.666	0	34.988
8474391000	Other mixing/kneading machineselectrically operated	154.722	922.554	2.228.073	6.279.040
8474392000	Other mixing/kneading machines notelectrically operated	618	8.606	32.969	87.267
8474801000	Mach for agglomerating, shaping/mauldsolid mineral fuels, electric operat	780.999	2.622.638	9.917.244	23.574.968
8474802000	Mach for agglomerating, shaping/mouldsolid mineral fuels, not elect. operat	19.085	62.256	122.738	200.192
8474901000	Parts of mach for heading 8474.10 to8474.80 of electric operated machines	1.067.518	3.816.512	4.557.747	24.302.384
8474902000	Parts of mach for heading 8474.10 to8474.80 of not electric operat mach	148.396	428.175	845.285	3.417.326
8475101000	Mach for assembl electric/electronicclamps tubes/valves, electric operat	1.002	120.163	66.647	476.498
8475102000	Mach for assembl electric/electronicclamps tubes/valves, not elect. operated	15	106	1.132	10.041
8475290000	Other machines for manufacturing/hot working glass/glassware	22.938	92.867	183.153	1.367.465
8475901000	Parts of machine for heading 8475.10to 8475.29 of electric operated machin	9.395	59.907	559.466	1.914.059
8475902000	Parts of machine for heading 8475.10to8475.29 of not elect. operated mach	3	288	1.400	17.815
8476290000	Other automatic beverage-vendingmachines	37.907	123.363	236.975	731.021

**I.3. IMPOR MENURUT KOMODITI / IMPORT BY HS COMMODITY**  
**\*\*\* APRIL / APRIL 2010 \*\*\***

HS	Uraian Komoditi Commodity Description	Berat Bersih / Net Weight (Kg)		Nilai / Value C.I.F (US\$)	
		Bulan ini Current Month	Kumulatif Cum.Jan. to date	Bulan ini Current Month	Kumulatif Cum.Jan. to date
8476890000	Other automatic goods-vendingmachines	39	6.109	708	16.308
8476901000	Parts of automatic goods-vend machincorpor heating/refriger,elect.operat	182.457	460.544	1.900.231	6.046.888
8476909000	Parts of automatic goods-vendingmach	1.602	86.657	41.416	1.280.007
8477101000	Injection-moulding machines formoulding rubber	1.352.471	4.099.318	6.995.062	29.448.195
8477103100	P.v.c. injection moulding machine	856.926	2.914.812	2.386.083	10.537.853
8477103900	Other injection-moulding machinesfor moulding plastics	278.304	786.400	1.154.186	6.445.449
8477201000	Extruders for extruding rubber	3.980	301.683	102.073	4.714.660
8477202000	Extruders for extruding plastics	274.340	984.090	6.395.963	12.253.436
8477300000	Blow moulding machines	233.119	736.860	7.872.040	18.511.202
8477401000	Vacuum moulding & other thermo formingfor moulding/forming rubber	140.241	453.858	1.346.948	4.689.081
8477402000	Vacuum moulding & other thermo formingfor moulding/forming plastics	63.772	477.759	686.910	7.582.152
8477510000	Mach for mould/retread pneumt tyres,for moulding/othwise forming inner tub	109.528	123.924	238.216	320.588
8477591000	Other machine for moulding/otherwise-forming for rubber	64.818	171.174	188.474	728.928
8477592000	Other machine for moulding/otherwise-forming for plastics	0	4.094	0	10.393
8477801000	Other machinery for rubber,electrically operated	362.506	1.531.773	2.166.462	14.318.850
8477802000	Other mach for rubber,not electricallyoperated	252.250	1.134.931	1.954.751	20.497.381
8477803100	Lamination presses for the manufactrof PCB/PWBs	44.688	187.595	340.198	1.373.458
8477803900	Other machinery for plastics,electrically operated	134.005	276.288	886.560	1.801.969
8477804000	Other machinery for plastics,notelectrically operated	152.181	243.517	1.958.194	2.425.513
8477901000	Parts of electrically operatd mach forworking rubber/products from rubber	123.101	2.080.253	2.024.849	9.086.471
8477902000	Part of nonelectric opratd mach forworking rubb/fr the manuf product rubb	111.694	764.838	1.567.979	14.512.494
8477903200	Pars of lamination presses fr themanuf of PCB/PWBs	109	1.864	12.522	45.540
8477903900	Oth parts not in 8477.90.31-32	13.971	45.997	928.768	2.151.265
8477904000	Part of non elect.mach fr workig plast/manuf of prodct frm plastic material	18.733	116.838	1.306.643	2.335.288
8478101000	Machinery for preparing/making uptobacco, electrically operated	217.537	929.839	17.617.656	55.312.495
8478102000	Machinery for preparing/making uptobacco, not electrically operated	5.500	6.133	273.876	283.987
8478901000	Part of cigar/cigarette electricallyoperated mach	1.717	22.646	364.677	2.544.903
8478902000	Part of cigar/cigarette,nonelectrically operated mach	4.610	44.449	85.011	606.117
8479101000	Machinery fr public works,building/thelike electrically operated	234.069	669.127	1.619.537	3.424.729
8479102000	Machinery fr public works,building/thelike not electrically operated	33.062	53.411	456.044	736.558
8479201100	Machinery for making palm oilelectrically operated	3.617.006	8.582.365	7.409.978	31.083.949
8479201900	Machinery for preparing palm oilelectrically operated	742.092	1.009.727	4.841.912	7.527.463
8479202100	Machinery for making palm oil notelectrically operated	188.029	458.561	283.740	2.186.516
8479202900	Machinery forpreparing palm oil notelectrically operated	45.900	337.962	111.771	739.924
8479301000	Presses for the manufacture ofparticle board electrically operated	89.452	657.500	153.454	1.479.070
8479302000	Presses for the manufacture ofparticle board not electrically opertd	144	12.029	230	108.880
8479401000	Rope/cable making mach,electrically operated	181.475	334.586	1.191.713	4.593.830
8479402000	Rope/cable making mach, notelectrically operated	25.136	25.225	213.519	226.244
8479500000	Industrial robots, not elisewherepecified/included	77.392	147.216	1.780.912	4.414.051
8479600000	Evaporative air coolers	80.355	359.101	513.698	3.664.705
8479811000	Oth mach&mechanical appliance fortreating metal,electrically operated	221.577	615.797	4.853.189	7.255.994
8479812000	Oth mach&mechanical appliance fortreating mtl,nonelectrically operated	10.003	15.807	85.735	213.913
8479821000	Mixing,kneading,crush,grind,screen, &otherwise machine,electrically operated	194.892	1.058.187	2.215.159	12.783.721
8479822000	Mixing,kneading,crush,grind,screen, &otherwise machine,not elect operated	9.824	36.404	220.559	845.688
8479892000	Chemical vapour deposition app forflat panel display production	17.756	156.079	514.771	3.422.137
8479893000	Oth apparatus, electrically operated	137.565	547.683	3.730.168	19.736.927
8479894000	Oth apparatus,nonelectrically operated	51.568	237.203	1.850.328	5.595.848
8479902000	Part of goods of subheading8479.89.20	58.186	61.660	344.997	803.823
8479903000	Part of oth electrically operatedmachines	624.949	1.318.612	13.446.666	22.492.593
8479904000	Part of nonelectrically operatedmachines	53.060	225.388	1.333.700	5.033.234
8480100000	Moulding boxes for metal foundry	51.321	144.973	1.923.412	3.023.474
8480200000	Mould bases	209.261	621.963	1.203.855	5.426.869
8480301000	Moulding patterns, of copper	303	2.835	8.720	57.075
8480309000	Moulding patterns, of other material	161.167	702.812	1.459.683	4.894.857
8480410000	Moulds for metal/metal carbidesinjection/compression types	40.573	140.372	159.207	2.076.205
8480490000	Moulds for metal/metal carbides notinjection/compression types	82.619	467.642	829.152	6.243.989
8480500000	Moulds for glass	9.894	55.325	251.996	1.546.881
8480600000	Moulds for mineral materials	83.272	426.242	858.763	5.768.747
8480710000	Moulds for rubber,plastics, injection/compression type	191.242	890.468	2.917.230	12.499.316
8480790000	Mould for rubber,plastics, not injection, compression type	84.817	387.389	1.259.925	6.800.656
8481101100	Pres-reduce valve,iron/steel,manualoperate sluice,5 cm <=int dia <40cm	13.665	103.772	178.649	1.393.942
8481101900	Pres-reduce valve,iron/steel,automaticoperate sluice,5 cm <=int dia <40cm	195.492	671.310	1.722.459	6.791.783
8481102000	Pressure-reducing valves of copper/copper alloys	19.033	110.358	241.999	1.361.243
8481109000	Pressure-reducing valves not of iron/steel,not of oth metal,not of plastics	161.048	1.021.161	2.136.363	10.777.327
8481201000	Valve for pneumatic tran,manual operatesluice, 5 cm<=internal diameter<40cm	4.063	94.728	50.991	594.376
8481209000	Valves not of iron/steel, not of othmetal,not of plastics	130.249	736.355	2.848.949	9.454.391
8481301000	Cast iron valve of swing check-valvetype,40 <=inlets internal diamtr<600 mm	62.017	208.592	472.008	1.515.362
8481302000	Check (nonreturn) valve,copper/copperalloy, internal diameter < 25 mm	19.512	53.425	171.095	405.391
8481309000	Other check (nonreturn) valve	764.912	1.803.167	5.706.394	14.110.151
8481401000	Safety/relief valves of iron/steel	5.018	21.936	92.631	319.534
8481409000	Oth safety/relief valves	251.638	772.285	4.689.030	13.588.187
8481801100	Valves fr inner tube of copper/copperalloys	745.270	1.344.673	3.831.073	8.230.325
8481801200	Valves for inner tubesof oth materials	117.986	169.969	851.720	1.199.409
8481801300	Valves for tubeless tyres of copper/copper alloys	2.569	16.004	38.752	94.245
8481801400	Valves for tubeless tyres of othmaterials	1.289	72.753	52.330	564.865
8481802100	Lpg cylinder valves having inlet &outlet internal diameters<=2.5cm	47.015	93.687	314.356	414.390
8481802200	Lpg cylinder valves having inlet &outlet internal diameters>2.5cm	118	1.337	110	14.739
8481803000	Cocks/valves,whether/not fitted withpiezo electric igniters for gas stove	114.213	329.131	661.304	1.787.081

**I.3. IMPOR MENURUT KOMODITI / IMPORT BY HS COMMODITY**  
**\*\*\* APRIL / APRIL 2010 \*\*\***

HS	Uraian Komoditi Commodity Description	Berat Bersih / Net Weight (Kg)		Nilai / Value C.I.F (US\$)	
		Bulan ini Current Month	Kumulatif Cum.Jan. to date	Bulan ini Current Month	Kumulatif Cum.Jan. to date
8481804100	Soda water bottle valve;gas operat,of plastic, 1 cm < intern dia <= 2,5cm	91	6.525	3.115	20.561
8481804900	Oth soda water bottle valves;gas operatebeer dispensing units	40.565	112.408	672.049	1.840.425
8481805100	Mixing tapes and valves,of plastic,1 cm < internal diameter <= 2,5cm	43.600	99.509	244.305	520.224
8481805900	Others mixing tapes and valves	142.062	401.720	240.201	760.676
8481806100	Water pipeline valve,manual operatesluice,5cm<inlet/outlet int diamtr>=40cm	77.316	323.168	104.344	481.426
8481806200	Cast iron gate valve,inlet diamtr>=4cm &cast iron butterfly valve,inlet dia>=8cm	56.033	301.148	374.047	1.515.291
8481806300	Cast iron gate valve,inlet diamtr<4cm &cast iron butterfly valve,inlet dia <8cm	370.890	1.148.666	2.334.423	7.920.552
8481806500	Other hog nipple waterers	5.468	7.217	26.178	61.521
8481806600	Nipple joint valves,of plastics, 1 cm<=internal diameter < 2,5 cm	21	21	186	186
8481806700	Other nipple joint valves	44.136	77.874	106.712	414.000
8481807100	Ball valves,of plastics, 1 cm <=internaldiameter < 2,5 cm	21.310	94.545	63.678	2.004.226
8481807200	Other ball valves	178.692	983.575	1.113.506	9.100.039
8481807300	Gate valve,manual operate,of iron/steel,5cm<=inlet/outlet internal diamtr<40cm	339.782	1.289.292	1.455.130	6.308.750
8481807400	Gate valve,manual operate,of iron/steel,inlet/outlet internal diamtr < 40cm	3.490	565.420	161.860	4.946.332
8481807500	Manifold valves of plastics, 1 cm <=internal diameter < 2,5 cm	3.440	4.838	20.562	48.506
8481807600	Other manifold valves	30.468	370.242	576.205	3.970.721
8481808100	Pneumatic control valve,of plastics,1 cm <=internal diameter < 2,5 cm	927	2.454	14.210	65.463
8481808200	Other pneumatic controlled valve	14.136	238.086	282.023	4.513.684
8481808300	Oth valve of plastic,inlet diamtr>=1cm,outlet diamtr <= 2,5 cm	1.251	2.802	3.341	19.426
8481808400	Oth valve of plastic,inlet diamtr>=1cm,outlet diamtr > 2,5 cm	20.439	20.459	46.765	50.646
8481808500	Oth valve of plastic,with other size ofinlet/outlet diameter	71.135	340.967	442.740	1.956.095
8481808600	Other valve of stainless steel/nickle,manual operate,weighting < 3 kg	72.881	333.958	437.623	1.861.893
8481809100	Ball valves	44.927	315.466	435.846	2.205.031
8481809900	Other valves and similar appliances forpipes	852.745	3.436.223	22.626.642	75.790.362
8481901000	Parts of housing for sluice/gate valves	16.686	88.870	214.412	970.013
8481902100	Bodies, for water taps	1.997	5.771	22.382	76.350
8481902300	Others bodies for taps, cocks, valves,and similar appliances	17.475	49.388	159.063	413.439
8481902900	Others parts for taps, cocks, valves, &similar appliance of int. dimtr <= 25mm	107.421	311.006	1.050.973	3.838.697
8481903000	Valve bodies/stems of inner tube/tubeless tyres valves	62.597	290.026	957.685	4.288.888
8481904000	Valve cores of inner tube valves/tubeless tyres valves	363	45.062	6.834	529.774
8481909000	Others parts for taps, cocks, valves,and similar appliances	573.365	1.377.399	16.276.446	42.465.221
8482100000	Ball bearings	1.174.674	4.604.762	13.415.370	52.203.758
8482200000	Tapered roller bearings,includingcone&tapered roller assemblies	263.035	896.356	2.718.173	11.045.468
8482300000	Spherical roller bearings	150.495	666.546	931.624	4.090.936
8482400000	Needle roller bearings	60.019	204.825	1.275.826	4.539.259
8482500000	Oth cylindrical roller bearings	443.824	1.040.736	2.250.122	7.832.837
8482800000	Oth,including combined ball/rollerbearings	601.931	2.686.924	6.180.284	27.515.777
8482910000	Balls, needles and rollers	242.962	584.565	1.289.062	4.101.394
8482990000	Other parts of ball and roller bearings	581.126	2.090.373	4.844.549	15.039.178
8483101000	Transmission shafts for earth movingmachinery	161.681	508.549	1.291.574	4.568.222
8483102100	Transmissi shafts for enginesf veniclehead 87.01exc 8701.10/8701.90	53.536	156.799	572.632	1.930.082
8483102200	Transmission shafts for engines ofvehicles of subhead 8701.10/8701.90	59.158	147.137	99.498	1.684.878
8483102300	Transmission shafts for engines ofvehicles of heading 87.11	219.259	877.691	3.745.438	15.214.737
8483102400	Transmission shafts for engines ofoth vehicles of chapter 87	1.497.808	6.098.393	16.319.406	59.958.809
8483103100	Transmission shafts for marine propul-sion engines of an output<=22.38 kw	0	10	0	710
8483103900	Transmission shafts for marine propul-sion engines of an output>22.38 kw	83.095	305.394	2.088.465	5.633.867
8483109000	Oth transmission shafts	932.620	3.026.149	11.231.169	39.949.771
8483201000	Bearing housing incorporating forearth moving machinery	81.520	279.696	702.832	1.509.274
8483209000	Bearing housing incorporating not forearth moving machinery&motor vehicle	75.351	522.449	540.538	2.020.374
8483301000	Bearing housing not incorporating forearth moving machinery	43.635	176.524	496.310	1.958.265
8483309000	Bearing housing not incorporat not forearth moving machinery&motor vehicle	574.421	1.501.324	3.212.776	9.679.673
8483401100	Gear&gearing for engines of vehiclesof head 87.01exc subhead 8701.10/90	13.599	79.634	156.136	1.111.764
8483401300	Gear&gearing for engines of vehiclesof heading 87.11	166.542	650.997	3.240.089	13.094.740
8483401400	Gear&gearing for engines of othvehicles of chapter 87	605.883	1.922.646	7.589.805	25.844.224
8483402100	Gear&gearing for marine propulsionengines of an output<=22.38 kw	9.729	59.538	318.303	1.332.630
8483402900	Gear&gearing for marine propulsionengines of an output>22.38 kw	276.029	974.653	2.612.614	9.135.994
8483403000	Gear&gearing for the engines of earthmoving machinery	515.895	1.331.093	5.536.572	15.047.169
8483409000	Gears and gearing for oth engines	849.651	3.177.248	7.877.392	36.349.597
8483500000	Flywheels&pulleys,including pulleyblocks	435.139	1.252.106	4.893.430	14.225.204
8483600000	Clutches&shaft couplings(includinguniversal joint)	496.398	2.178.578	6.714.905	27.013.717
8483901100	Parts of 8783.10 for pedestrian controlltractors of subheading 8701.10	5.276	30.529	32.774	242.744
8483901300	Parts of 8783.10 for oth tractors ofheading 87.01	52.222	156.463	1.012.226	4.463.301
8483901400	Parts of 8783.10 for goods of heading87.11	46.162	139.694	440.409	1.463.731
8483901500	Parts of 8783.10 for oth goods ofchapter 87	88.919	291.797	1.365.793	4.349.017
8483901900	Parts of 8783.10 for oth	93.776	259.486	645.001	1.987.272
8483909100	Oth toothed wheels for pedestriancontrolled tractors of subhead8701.10	14	61	780	7.123
8483909300	Oth toothed wheels for oth tractors ofheading 87.01	6	8.473	34	47.815
8483909400	Oth toothed wheels for goods ofheading 87.11	77.585	360.636	581.658	3.547.817
8483909500	Oth toothed wheels for oth goods ofchapter 87	80.983	363.166	1.136.458	5.075.371
8483909900	Oth toothed wheels for others	209.439	622.203	1.328.835	4.627.964
8484100000	Gaskets&similar joint metal sheetingcomb with oth material/2 more lays	344.639	1.309.487	4.798.464	18.467.132
8484200000	Mechanical seal	65.697	312.237	1.197.311	4.592.062
8484900000	Sets/assortments of gaskets&similarjoints	186.826	841.616	4.245.798	16.119.108
8486101000	Apparatus for rapid heating ofsemiconductor wafers	0	317	0	12.989
8486102000	Spin dryers for semiconductor waferprocessing	100	4.808	362	160.907
8486103000	Machines for produc semiconductor waferby removal of material,laser/photon bea	45	45	30.919	30.919
8486104000	Mach., app for sawing monocystal semi-cond. boules into slice, wafer into chip	10.276	10.276	59.758	59.758
8486106000	Apparatus for growing/pullingmonocrystal semiconductor boules	0	1.516	0	15.735

**I.3. IMPOR MENURUT KOMODITI / IMPORT BY HS COMMODITY**  
**\*\*\* APRIL / APRIL 2010 \*\*\***

HS	Uraian Komoditi Commodity Description	Berat Bersih / Net Weight (Kg)		Nilai / Value C.I.F (US\$)	
		Bulan ini Current Month	Kumulatif Cum.Jan. to date	Bulan ini Current Month	Kumulatif Cum.Jan. to date
8486109000	Oth machines&apparatus for the manufactof boules/wafers	2.757	6.138	65.581	271.825
8486201200	Epitaxial deposition mach., spinners forcoating photograph emulsi on semiconduct	496	40.996	6.502	278.502
8486201900	Other film formation equipment	30	77	300	1.140
8486202100	Ion implanters for doping semiconductor materials	0	18	0	342
8486202900	Other doping equipment	0	64	0	3.414
8486203100	Deflash mach, spraying appliance foretching,stripping,cleaning semicon wafer	0	9.226	0	283.625
8486203300	App for wet etching, developing,stripping,cleaning semiconductor wafers	0	2.038	0	19.835
8486203900	Other etching and stripping equipment	305	356	535	2.627
8486205100	Dicing machines for scribing/scoringsemiconductor wafers	0	1.759	0	41.329
8486205900	Other equipment for developing exposedwafers	0	1.842	0	7.936
8486209100	Lasercutters for cut contact. tracks insemiconductor production by laser beam	0	1.101	0	47.764
8486209200	Mach. for bend, fold and straighteningsemiconductor leads	681	886	19.244	28.961
8486209300	Resistance heated furnaces, ovens forthe manufact of semicon device/on wafer	270	270	19.444	19.444
8486209500	Auto-mach. for the placement/removal ofcomp./contact element on semicond. wa	0	3.344	0	30.055
8486209900	Other mach. & apprts for the mnfact ofsemicon. devices/of elect integ. circuit	145	2.398	2.592	212.828
8486301000	App. for dry etch pattern on flat paneldisplay substrates	0	2	0	365
8486302000	App. for wet etch, develop, strippingor cleaning flat panel displays	0	276	0	2.662
8486303000	Chemical vapour deposition app.to prodspinners for coat,physic depo.flat panel	0	802	0	6.599
8486309000	Othetr mach. and app. for the manufact of flat panel displays	3.014	9.376	94.664	361.143
8486401000	Focused ion beam milling mach to prodce,repair mask,reticle for pattern s-device	0	2	0	110
8486402000	Die attach app, auto-tape/wire bonders,auto-mach.trans/handle/storage,wafer bo	15.865	25.005	1.041.119	1.780.099
8486403000	Moulds for manufact. of semiconductor devices	709	1.800	51.315	228.456
8486404000	Optical stereoscopic microscopes withequip. design to handle of s-wafer/rtcle	120	145	37.989	38.474
8486409000	Other machines and apparatus specifiedin note 9(c) to this chapter	164	471	1.425	17.649
8486901100	Parts and accessories of app for rapidheating of semiconductor wafer	791	38.088	45.555	85.430
8486901200	Parts & accessories of spin dryers forsemiconductor wafer prosing	44	4.824	503	77.967
8486901300	Parts&accessories of mach. for prod.semicon wafers by removal/laser/photon bear	163	2.070	3.243	25.192
8486901400	Tool holders&self-open diehead, of machfor sawing s-boul to slice/wafer to chip	26	15.675	7.798	75.771
8486901500	Oth parts, access. of mach. for sawingm-crystal s-boule to slice/wafer to chip	306	2.062	6.611	36.520
8486901600	Parts & access. of grind, polish, lapmach for processing of semicon. wafers	28	34.705	152	139.057
8486901700	Parts & access. of app for grow/pullingmonocrystal semiconductor boules	0	13	0	1.145
8486901900	Oth parts, access. of mach. and app. for the manufact. of boules/wafers	1.580	3.658	31.392	113.561
8486902200	Parts & access. of epitaxial depo. mach,spinner for coat photo. emuls on s-wafer	0	5.900	0	95.000
8486902400	Tool holder/self-open diehead; of sprayfor etch,strip s-wafer,dry-etch pattern	0	38	0	2.639
8486902500	Oth parts & access. of spray for etch,strip,clean,dev s-wafer,dry-etch pattern	3.320	7.088	207.664	297.717
8486902600	Tool holder/self-open diehead,of dicingmach laser cutters,fold, strightn s-lead	845	4.583	83.225	333.471
8486902700	Other part and accessories of dicingmach laser cutters,fold, strightn s-lead	522	1.502	15.715	40.748
8486902800	Part & access of resist heated, induct,dielectric furnaces/oven mnfact s-wafer	2.000	2.129	15.000	21.495
8486902900	Oth part & acces of mach & app. for mnctof s-devices/of elect. integ-circuits	324	1.340	3.762	45.774
8486903200	Tool holder/self-open dieheads,of app.wet etch patterns on flat panel display	0	3	0	622
8486903300	Oth. part&access of app for wet etchingdevelop, strip/clean flat panel display	36	241	418	4.581
8486903900	Oth part & access of mach and apparatusfor the manufact. of flat panel displays	0	204.048	0	436.468
8486904100	Part & acces of focused ion beam millingmach to produce, repair mask, reticle	0	37	0	1.317
8486904200	Part&acces of die attach app, auto-tape/wire bonder, encapsul equip for assembl	660	3.122	15.472	83.426
8486904300	Part&acces of auto-mach transport, handlstorage of s-conductors, wafer casse/box	9	9	64	64
8486904400	Part&acc of optic stereoscop microscopewith equip to hndle/tran of s-wafer/rtcl	0	217	0	6.650
8486904900	Part and acces of other mach & appspecified in note 9(c) to this chapter	3.145	9.966	41.630	169.224
8487100000	Ships/boats propellers and blades	237.585	494.595	1.863.663	4.475.826
8487900010	Oil seal rings	156.837	587.051	2.101.918	7.117.002
8487900090	Oth mach. parts, not cont. electric con-nect,insulator,coil, oth elec.features	160.280	453.694	1.648.727	6.670.560
8501101100	Stepper dc motors of an output =<37.5w	6.060	27.358	122.915	570.723
8501101200	Spindle dc motors of an output =<37.5w	2.747	9.853	174.115	366.705
8501101900	Others dc motors of an output =<37.5w	213.166	979.083	2.260.981	9.005.090
8501109100	Stepper universal (AC/DC) motors ofan output =<37.5w	667	4.641	12.969	134.697
8501109200	Spindle universal (AC/DC) motors ofan output =<37.5w	647	24.211	7.362	349.738
8501109900	Others universal (AC/DC) motors ofan output =<37.5w	186.900	715.297	1.594.227	8.259.004
8501201100	Universal (AC/DC) motors ofan output >746 w and < 1 kw	57	441	596	6.255
8501201900	Universal (AC/DC) motors of anoutput >37.5 w and <= 746 w	183.783	790.240	587.358	2.896.668
8501202000	Universal (AC/DC) motors ofan output>1 kw	20.307	29.898	135.902	286.860
8501311000	Dc motors an output =< 750 w	133.947	903.784	1.185.579	7.479.646
8501312000	Dc generators an output =< 750 w	64.470	465.793	262.018	1.331.399
8501320000	Dc motors/dc generator an output > 750wand <= 75 kw	34.433	165.258	90.087	1.044.190
8501330000	Dc motors/dc generator an output >75 kwand <= 375 kw	34.176	195.155	260.982	1.482.322
8501340000	Dc motors/dc generator an output > 375kw	0	113.797	0	797.902
8501401000	Oth AC motors, single-phase of anoutput <=1kw	535.761	1.823.609	1.327.970	4.115.489
8501402000	Oth AC motors, single-phase of anoutput >1kw	96.772	350.186	161.100	1.110.045
8501510000	Oth AC motors, multi-phase of anoutput <=750 w	267.809	1.406.047	1.192.429	6.472.190
8501521000	Oth AC motors, multi-phase of anoutput> 750w and <=1kw	56.980	168.014	294.612	980.719
8501522000	Oth AC motors, multi-phase of an output> 1 kw and <= 37.5 kw	548.233	1.898.611	1.501.887	5.351.869
8501523000	Oth AC motors, multi-phase of an output> 37.5 kw and <= 750 kw	250.698	739.918	863.862	2.370.715
8501530000	Oth AC motors,multi-phase of anoutput >75kw	203.106	432.972	2.040.599	4.174.338
8501611000	AC generator of an output <=12.5 kva	311.568	1.004.755	867.035	2.092.078
8501612000	AC generator of an output > 12.5 kva & <=75kva	328.709	846.414	784.824	1.977.419
8501621000	AC generator of an output > 75 kva & <= 150 kva	71.463	194.899	189.263	562.506
8501629000	AC generator of an output > 150 kva & <= 375 kva	135.662	256.727	441.735	774.896
8501630000	AC generator of an output > 375 kva & <=750kva	95.153	165.518	646.469	1.031.693
8501640000	AC generator of an output > 750 kva	10.520	185.333	47.592	4.063.306
8502110000	Generat sets with compression ignitioninter combus piston output <=75 kva	652.550	2.414.634	2.746.536	8.636.368

**I.3. IMPOR MENURUT KOMODITI / IMPORT BY HS COMMODITY**  
**\*\*\* APRIL / APRIL 2010 \*\*\***

HS	Uraian Komoditi Commodity Description	Berat Bersih / Net Weight (Kg)		Nilai / Value C.I.F (US\$)	
		Bulan ini Current Month	Kumulatif Cum.Jan. to date	Bulan ini Current Month	Kumulatif Cum.Jan. to date
8502121000	Generating sets with spark-ignit interncombust pist output >75kva & <=125kva	114.052	300.301	786.891	2.058.022
8502129000	Generating sets with spark-ignit interncombust pist output >125kva & <=375kva	410.780	1.097.321	2.180.654	4.833.317
8502131000	Generating sets with spark-ignit interncombust pist output > 12500 kva	100.762	1.489.786	1.192.786	11.013.267
8502139000	Generating sets with spark-ignit interncombust pist output >375kva & <=12500 kva	2.359.612	5.172.612	28.331.163	63.991.813
8502201000	Generating sets with spark-ignit interncombust piston output <=75 kva	1.001.118	5.598.903	2.152.730	11.234.526
8502202000	Generating sets with spark-ignit interncombust piston output >75kva & <=100kva	76.326	578.106	196.727	1.209.221
8502203000	Generat sets with spark-ignition intrncombust piston output>100kva & <=10000kva	188.997	714.531	3.975.948	14.682.701
8502204900	Generating sets with spark-ignit interncombust piston output>10000kva & <=12500kva	732.262	1.868.831	2.253.010	4.306.780
8502311000	Oth generating sets wind-poweredof an output <=10,000 kva	0	917	0	20.505
8502319000	Oth generating sets wind-poweredof an output >10,000 kva	11.999	23.599	308.203	392.692
8502391000	Oth generating sets not wind-poweredof an output <=10 kva	386	893	3.589	9.773
8502392000	Oth generating sets not wind-poweredof an 10 kva<output<=10,000 kva	64.739	242.187	436.318	2.331.068
8502393100	Oth generating sets not wind-poweredof an output > 12,5000 kva	642.499	680.785	4.137.346	4.564.635
8502393900	Oth generating sets not wind-powered ofan output > 10,000 kva & <=12,500 kva	145.478	1.221.887	7.646.583	17.729.133
8502400000	Electric rotary converters	89.010	100.246	430.279	573.696
8503001100	Stators for ceiling fans for generatorsof an output <= 10000 kw	104.913	380.673	1.585.704	6.047.138
8503001200	Parts of motors for generators ofan output <=1.5 kw & >75kw	23.290	35.662	93.645	140.343
8503001300	Parts of motors for generators ofan output >1.5 kw & <=75kw	3.795	28.127	104.145	190.621
8503009000	Parts of motors for generators ofan output >75 kw & <= 10000 kw	1.286.131	4.117.061	12.567.538	58.107.416
8504100000	Ballasts, for discharge lamps/tubes	328.698	989.112	1.408.042	4.147.632
8504211000	Step-voltage regulators;instrumenttransformer with a power handl cap<=5kva	9.424	63.553	93.863	397.002
8504219100	Liquid dielect transformer with handlingcap>5kva & <=10kva, side voltage>=66 kv	3.439	331.530	51.566	509.677
8504219900	Liquid dielect transformer with handlingcap>5kva & <=10kva, side voltage <66 kv	58.322	194.886	312.362	2.949.982
8504221100	Step-voltage regulator, side voltage>=66kv & handling cap>650kva & <=10000kva	29.391	70.904	117.386	466.555
8504221900	Step-voltage regulator of a high sidevoltage of <66,000 volts	8.112	32.160	113.898	312.064
8504229100	Liquid dielect transformer, side voltage>=66 kv, handl cap >650 kva & <=10000kva	181	181	6.121	6.121
8504229900	Liquid dielect transformer, side voltage< 66 kv, handl cap >650 kva & <=10000kva	1.688	2.602	55.367	163.839
8504231000	Liquid dielectric transformers, powerhandl cap > 10000kva & <= 15000kva	108.854	708.609	646.324	7.209.298
8504232900	Liquid dielectric transformers, powerhandl cap > 20000kva	801.049	1.631.123	5.630.611	13.054.910
8504311000	Instrum. potential transformer, powerhandling capacity <= 1 kva	4.566	60.630	52.997	656.674
8504312000	Instrum. current tranformer with powerhandling capacity <= 1 kva	58.491	259.593	764.017	13.271.616
8504313000	Flyback transformer, power handlingcapacity < 1 kva	63.281	193.229	446.702	1.562.051
8504314000	Intermediate frequency transformer,power handling capacity <= 1 kva	17.520	49.302	1.139.446	2.080.348
8504315000	Step up/down transformer,slide regulatorhandling capacity <= 1 kva	140.626	735.290	1.022.671	3.967.706
8504319000	Oth transformer having power handlingcapacity <= 1kva	150.298	1.046.420	1.152.456	8.526.072
8504321100	Matching transformers, power handlingcapacity > 1 kva and <= 5 kva	8.178	29.901	105.220	253.354
8504321900	Oth instrument transformator, powerhandling capacity > 1 kva and <= 5 kva	713	91.361	7.870	301.305
8504322000	Instrment used with toys,scale modelsor similar recreational models	20	786	1.674	28.949
8504323000	Oth transformer, high frequency, powerhandling capacity > 1 kva and <= 5 kva	0	127	0	6.199
8504324100	Matching transformers, power handlingcapacity > 5 kva and <= 10 kva	480	4.879	7.707	58.226
8504324900	Oth instrument transformator, powercapacity > 5 kva and <= 10 kva	1.544	1.787	4.822	13.292
8504325100	Matching transformers, power handlingcapacity > 10 kva and <= 16 kva	0	181	0	2.709
8504325900	Oth instrument transformator, powercapacity > 10 kva and <= 16 kva	1.727	152.643	47.763	1.048.296
8504331100	Matching transform.side voltage >= 66kv& power cap. > 16 kva and <= 500 kva	173	4.059	8.132	151.277
8504331900	Oth instrum transform.side voltage>=66kv& power cap. > 16 kva and <= 500 kva	2.454	9.211	27.288	125.886
8504339100	Matching transform. side voltage < 66kv& power cap. > 16 kva and <= 500 kva	1.034	6.328	13.928	61.248
8504339900	Oth instrum transform. side voltage<66kv& power cap. > 16 kva and <= 500 kva	9.346	65.365	90.905	728.245
8504341100	Matching transform.side voltage >=66kv & power cap >10000 kva & <=15000 kva	146	146	737	737
8504341200	Oth instrum transform.side voltage>=66kvpower cap >10000 kva & <=15000 kva	4.769	289.758	13.337	435.298
8504341300	Matching transform.side voltage < 66kv & power cap >10000 kva & <=15000 kva	0	263	0	6.683
8504341400	Oth instrum transform. side voltage<66kvpower cap >10000 kva & <=15000 kva	1.413	41.862	39.939	174.370
8504342900	Oth instrument transform. with powerhandling capacity >15000 kva	48.719	709.430	463.530	9.673.599
8504401100	Uninterrupted power supplies (ups)	880.854	2.650.547	5.769.437	17.353.775
8504401900	Other static converter for automaticdata processing machines	63.330	251.278	1.483.336	4.887.289
8504402000	Battery chargers having a rating>100 kva	34.729	70.107	185.969	598.925
8504403000	Other rectifiers	58.813	199.190	1.423.871	5.150.375
8504404000	Inverters	21.377	133.615	582.178	2.287.808
8504409000	Other static converter	352.143	1.085.904	2.970.500	9.306.763
8504501000	Inductors for power supply for automaticdata process mach&unit thrf,telecom app	39.659	394.791	1.292.858	7.348.926
8504502000	Chip type fixed inductors	30.711	110.987	1.025.570	4.133.634
8504509100	Other inductors, with power handlingcapacity > 2500 kva and <= 10000 kva	501	6.316	8.598	261.591
8504509200	Other inductors having a power handlingcapacity > 10000 kva	3.295	8.396	89.975	229.128
8504901000	Parts of goods of subheading 8504.10	4.381	9.234	78.883	234.745
8504902000	Parts of printed circuit assmb good sub8504.40.11,8504.40.19,8504.50.11	8.346	56.591	101.532	301.448
8504903100	Radiator panel,flat tube radiator assembfor distrib&power transformer <=10000kva	62.516	135.389	144.961	1.106.063
8504903900	Oth part of electrical transformers ofa capacity <= 10,000 kva	96.022	288.295	472.778	1.608.478
8504904100	Radiator panel,flat tube radiator assembfor distrib&power transformer >10000 kva	54	37.374	5.044	102.376
8504904900	Oth part of electrical transformers ofa capacity > 10,000 kva	30.610	156.923	41.063	212.089
8504905000	Other, for inductors of capacity<= 2500 kva	315	355	768	25.876
8504906000	Other, for inductors of capacity> 2500 kva	58	1.000	847	46.001
8504909000	Parts of goods of heading 8504 oth thansubheading 8504.10.	283.915	1.025.793	2.074.629	5.903.594
8505110000	Permanent magnet of metal	100.177	316.112	1.035.119	3.500.660
8505190000	Permanent magnet not of metal	632.162	2.176.307	6.260.495	21.474.693
8505200000	Electro magnetic couplings, clutchesand brakes	87.776	236.647	1.160.650	3.296.633
8505901000	Electro magnetic/permanent magnetchucks,clamps&similar holdg devices	17.713	58.532	116.985	632.624
8505902000	Parts of goods of subheading 8505.20	62.001	146.925	687.543	1.638.138
8505909000	Oth non-permanent magnet	163.686	697.211	1.571.616	7.391.317
8506101000	Manganese dioxide having external volume<=300 cm of primary cell/batteries	31.595	293.184	837.985	2.423.733

**I.3. IMPOR MENURUT KOMODITI / IMPORT BY HS COMMODITY**  
**\*\*\* APRIL / APRIL 2010 \*\*\***

HS	Uraian Komoditi Commodity Description	Berat Bersih / Net Weight (Kg)		Nilai / Value C.I.F (US\$)	
		Bulan ini Current Month	Kumulatif Cum.Jan. to date	Bulan ini Current Month	Kumulatif Cum.Jan. to date
8506109000	Manganese dioxide having external volume> 300 cm of primary cell/batteries	112.807	477.780	433.519	2.449.684
8506300000	Mercuric oxide of primary cell/batteries	1	448	5	9.404
8506500000	Lithium of primary cell/batteries	90.033	334.626	4.478.233	16.418.325
8506600000	Air-zinc of primary cell/batteries	1	1.288	144	6.488
8506801000	Zinc carbon, having an external volume<=300 cm of primary cell/batteries	5.979	66.613	24.242	292.255
8506802000	Zinc carbon, having an external volume> 300 cm of primary cell/batteries	412	3.720	6.853	35.128
8506809000	Other primary cell/batteries	255.458	872.103	798.668	3.442.925
8506900000	Parts of primary cells/batteries	86.643	373.354	662.866	3.513.854
8507101000	Lead-acid, for starting piston engine of a kind used for aircraft	0	198	0	5.570
8507109000	Lead-acid, for starting piston engine of a kind used not for aircraft	397.374	1.169.158	1.412.487	3.779.385
8507201000	Oth lead-acid accumulator of a kind used for aircraft	707	20.507	152.027	208.495
8507209000	Oth lead-acid accumulator of a kind used not for aircraft	696.707	2.941.833	2.188.716	11.540.100
8507300000	Nickel-cadmium of electric accumulators including separator therefor	9.287	114.197	192.824	781.173
8507400000	Nickel-iron of electric accumulators including separator therefor	2	71	185	2.709
8507801100	Lithium ion accumulators of a kind used for laptop (incl. notebook, subnotebook)	255	768	9.228	64.806
8507801900	Other lithium ion accumulators	28.848	70.477	152.148	841.419
8507802000	Oth accumulator of a kind used for aircraft	794	970	7.116	63.507
8507809000	Other accumulator	261.866	1.108.794	6.351.991	26.798.278
8507901100	Plate of goods of subheading 85.07.908507.10	155	571	3.611	17.836
8507901900	Plates for other accumulators	3.407	80.237	52.141	232.790
8507909100	Other parts of a kind used for aircraft	0	39	0	357
8507909200	Battery separators in sheets, rolls/cutto size of materials oth than PVC	45.157	297.688	216.592	1.521.757
8507909300	Part of goods of subheading 8507.10.90	18.605	161.892	79.943	714.771
8507909900	Part of good of heading 8507.10 oth than subheading 8504.10.90	26.865	177.613	161.799	780.877
8508110000	Vacuum cleaner with self-contained electric power < 1,500 w & a dust bag < 20 l	37.058	198.138	343.968	1.517.027
8508190000	Oth vacuum cleaners with self-contained electric	16.272	79.433	121.838	378.740
8508600000	Other vacuum cleaners	21.136	258.602	166.763	1.054.153
8508700010	Part of vacuum cleaner for domestic use	9.750	32.123	104.394	349.646
8508700090	Part of vacuum cleaner other than domestic use	1.144	13.921	3.540	89.935
8509400000	Food grinder&mixer,fruit/vegetable juice extract with self-contained electric motor	309.532	1.199.198	1.644.238	6.023.943
8509801000	Floor polishers with self-contained electric motor	17.822	51.403	73.030	259.233
8509809000	Oth electro-mechanic domestic appliances with self-contained electric motor	3.663	73.137	30.055	324.505
8509901000	Part of goods of subheading 8509.80.10	985	4.233	27.737	104.734
8509902000	Part of goods of subheading 8509.40.10 or 8509.80.90	147.152	679.913	198.782	1.304.489
8510100000	Shavers, with self-contained electric motor	5.571	12.138	64.556	135.060
8510200000	Hair clippers, with self-contained electric motor	1.429	10.612	12.534	50.608
8510300000	Hair-removing appliances, with self-contained electric motor	0	236	0	16.577
8510900000	Parts of shavers, with self-contained electric motor	11.055	36.774	158.250	1.717.383
8511101000	Sparking plugs suitable for aircraft engines	9.903	15.289	17.550	160.694
8511109000	Other sparking plugs	71.911	211.452	805.513	2.149.760
8511200000	Ignition magnetos, magneto-dynamos, magnetic flywheels	33.769	202.292	419.684	2.119.127
8511302000	Unassembled distributors/ignition coil excluding those for aircraft engines	9.673	44.291	147.150	666.485
8511309000	Other distributors; ignition coils	161.207	679.764	3.612.023	12.568.972
8511401000	Starter motors & dual purpose starter-generators for aircraft engines	629	1.730	219.204	501.130
8511402000	Other unassembled starter motors	16.953	67.861	187.685	886.554
8511403000	Starter motors for vehicles of heading 87.01 to 87.05	227.223	698.429	1.882.607	6.890.633
8511409000	Other starter motor	257.936	1.003.028	3.737.763	16.561.576
8511501000	Other generator suitable for aircraft engines	0	196	0	3.059
8511502000	Other unassembled alternators	18.710	62.747	27.105	141.921
8511503000	Oth alternators for vehicles of heading 87.01 to 87.05	282.058	1.086.475	3.084.824	12.559.965
8511509000	Other generators	232.706	913.365	2.680.779	9.148.309
8511800000	Other equipment of electrical ignition or internal combustion engines	18.533	129.388	238.731	1.146.336
8511900010	Parts of goods for aircraft engines	3.558	8.732	87.492	113.638
8511900091	Contact points	9.626	28.640	423.853	1.288.505
8511900099	Other parts of electrical ignition/internal combustion engines	430.063	1.829.577	5.810.725	24.271.152
8512100000	Lighting/visual signalling equipment of a kind used on bicycles	11.474	93.947	57.878	331.947
8512201000	Lighting/visual signalling equipment for motor cars, assembled	453.177	1.694.278	7.914.671	28.805.107
8512202000	Unassembled lighting/visual signalling equipment	35.593	75.224	233.265	487.992
8512209000	Other lighting/visual signalling equipment	52.334	273.437	475.822	2.641.505
8512301000	Horns and serenes, assembled	70.603	288.970	287.000	1.183.588
8512302000	Unassembled sound signalling equipment	5.494	6.671	10.960	24.601
8512309000	Other sound signalling equipment :	54.436	265.936	958.354	3.358.521
8512400000	Windscreen wiper, defroster & demisters	81.040	227.778	987.631	2.660.947
8512901000	Parts of goods of subheading 8512.10	1.440	7.438	19.117	80.198
8512902000	Parts of goods of subheading 8512.208512.30, /8512.40	169.509	683.128	2.252.257	10.522.015
8513101000	Miners helmet lamps	4.129	17.963	26.391	247.514
8513102000	Quarrymen lamps	11.180	24.926	13.965	37.840
8513109000	Other portable electric lamps	533.743	1.784.459	1.586.464	6.319.845
8513903000	Parts of reflectors for flashlights; plastic switch	37.867	201.408	181.021	479.767
8513909000	Oth part of portable electric lamp designed to function by their own source of energy	44.156	226.317	301.802	683.657
8514100000	Resistance heated furnaces and ovens	37.473	192.855	694.565	1.762.706
8514202000	Oth furnace/oven function by induction manufact. of PCB/printed wiring board	15	623	176	17.490
8514209000	Oth furnaces/oven function by induction or dielectric loss	162.474	699.660	837.297	4.067.005
8514302000	Oth electric furnace/oven for the manufacture of PCB/printed wiring board	260	7.432	1.851	105.659
8514309000	Other furnaces and ovens	74.624	335.583	839.425	3.026.912
8514400000	Oth equipment for the heat treatment of materials by induction/dielectric loss	36.752	236.607	872.721	1.702.894
8514902000	Part of industrial/laboratory electric furnaces/oven for manufacture of PCB/PWB	3.019	45.537	66.745	298.334
8514909000	Other parts of furnaces and ovens	172.857	466.638	6.963.781	16.151.166

**I.3. IMPOR MENURUT KOMODITI / IMPORT BY HS COMMODITY**  
**\*\*\* APRIL / APRIL 2010 \*\*\***

HS	Uraian Komoditi Commodity Description	Berat Bersih / Net Weight (Kg)		Nilai / Value C.I.F (US\$)	
		Bulan ini Current Month	Kumulatif Cum.Jan. to date	Bulan ini Current Month	Kumulatif Cum.Jan. to date
8515110000	Soldering irons and guns	24.910	96.385	64.400	243.295
8515191000	Mach and app for soldering component on PCB/printed wiring boards	725	15.451	48.753	451.020
8515199000	Other brazing/soldering machines and apparatus	14.745	46.491	339.380	644.855
8515210000	Mach and app for resistance welding of metal fully/partly automatic	38.253	148.951	218.111	1.246.980
8515290000	Mach and app for resistance welding of metal non-automatic	48.558	251.628	314.684	1.284.453
8515310000	Mach and app for arc welding of metal fully/partly automatic	68.279	239.844	1.212.736	2.900.021
8515391000	AC arc welders, transformer type non-automatic	65.269	164.648	240.716	963.987
8515399000	Mach and app for arc welding of metal non-automatic	90.387	493.322	509.492	4.228.076
8515801000	Electric mach & app for hot spraying of metals/sintered metal	673	17.900	26.424	251.971
8515809000	Electric mach & app not for hot spraying of metals/sintered metal	57.929	242.928	688.331	1.910.050
8515901000	Parts of AC arc welder, transformer type	26.355	49.953	311.129	766.358
8515902000	Parts of mach & app for soldering component on PCB/printed wiring boards	3.604	7.079	46.683	231.493
8515909000	Other parts in heading 8515	90.356	397.603	830.726	3.580.351
8516101000	Electric instantaneous/storage water heaters	127.273	404.991	885.195	2.702.801
8516103000	Electric immersion water heaters	5.871	7.544	17.615	33.663
8516210000	Storage heating radiators	2.000	2.316	9.070	17.400
8516290000	Oth electric space heating app/electric soil heating apparatus	402	22.593	8.614	448.795
8516310000	Hair dryers	10.305	28.432	70.892	216.287
8516320000	Other hair-dressing apparatus	21.983	126.465	88.732	484.421
8516330000	Hand-drying apparatus	1.724	9.624	17.332	99.819
8516401000	Electric smoothing irons of kind designed to use steam from the indust boilers	686	2.013	3.108	40.749
8516409000	Other electric smoothing irons	159.777	400.682	579.119	1.549.849
8516500000	Microwave ovens	67.829	226.320	287.338	1.096.009
8516601000	Rice cookers	1.512.081	4.263.382	5.201.218	14.980.082
8516609000	Cooking plates,boiling rings,grillers &roasters	65.701	299.459	184.551	1.164.183
8516710000	Coffee/tea makers	8.967	30.796	96.139	258.757
8516720000	Toasters	3.135	47.765	25.361	224.073
8516791000	Kettles	2.955	28.794	13.365	145.965
8516799000	Other electro-thermic appliances	256.377	892.642	1.075.181	3.515.298
8516801000	Elect heating resistor for type-founding/type-setting mach; for indust. furnaces	3.745	4.318	164.010	232.320
8516802000	Sealed hotplates for domestic appliances	3.865	7.738	8.648	43.757
8516803000	Other electric heating resistors for domestic appliances	1.480	16.091	24.692	229.764
8516809000	Other electric heating resistors not for domestic appliances	14.259	161.985	324.283	2.150.236
8516902000	Parts of goods of sub 8516.33,816.50,8516.60, 8516.71/8516.79.10	169.735	1.071.158	492.813	2.474.405
8516903000	Parts of goods of sub 8516.10	120.265	337.756	242.830	842.602
8516909000	Other parts of goods of sub 8516	1.644.944	6.878.555	52.152.063	181.042.644
8517110000	Line telephone sets with cordless handsets	1.183	10.190	38.558	413.560
8517120000	Telephones for cellular networks/for other wireless networks	1.267.586	5.356.895	170.126.572	787.550.212
8517180000	Other telephone sets	33.303	141.214	280.073	2.046.578
8517610010	Set top boxes which have a communication functions of base station	6.594	30.575	212.850	921.847
8517610020	Base station for radio-broadcasting	0	11	0	200
8517610090	Other base stations	122.757	441.251	9.377.055	46.620.119
8517621000	Radio transmitters/receivers for simult.interpretaion at multilingual conference	503	1.154	13.778	139.038
8517622100	Control & adaptor units, incl. gateways,bridges and routers	11.496	39.664	2.401.812	5.195.550
8517622900	Oth unit of automatic data process mach other than those of heading 84.71	4.779	57.693	216.402	1.745.875
8517623000	Telephonic/telegraphic switching app	31.331	97.776	612.524	2.366.776
8517624100	Modems including cable modems and modem cards	23.000	174.153	1.054.769	11.499.526
8517624200	Concentrators/multiplexers	30.394	62.188	4.098.075	10.316.713
8517624910	Set top boxes which have a communi-funcof app for carrier-current line system	0	35	0	83.700
8517624990	Oth app for carrier-current line system or for digital line systems	658	8.931	350.938	858.707
8517625100	Wireless lans	9.463	120.168	242.778	2.089.674
8517625200	Transmission/reception app for simultaneinterpretaion at multilingual conference	0	983	0	303.558
8517625300	Other transmission apparatus for radio-telephony/radio-telegraphy	66.065	285.526	13.329.012	66.072.625
8517625900	Transmission/reception app.for simultaneinterpretaion at multilingual conference	9	31.802	3.473	1.529.401
8517629000	Oth mach for the reception, conversion &transmis/regenerate of voice,images,data	34.173	533.971	3.593.239	31.222.997
8517699000	Oth app. for transmission/recept voices	14.639	33.887	399.527	769.741
8517701000	Parts of control and adaptor units incl.gateways, bridges, routers	3.306	7.989	654.688	1.259.925
8517702100	Parts of cellular telephones	894	4.250	15.303	159.797
8517702900	Oth parts of transmission app, oth than radio-broadcasting/television trans app	11.744	143.591	1.697.389	23.260.779
8517703100	Other printed circuit boards, assembled for line telephony/line telegraphy	584	4.881	115.182	346.039
8517703200	Other printed circuit boards, assembled for radio-telephony/radio-telegraphy	879	2.546	28.405	94.806
8517703900	Other printed circuit boards, assembled for other	6.966	34.986	1.594.613	4.355.035
8517704000	Antennae of a kind used with apparatus for radio-telephony/radio-telegraphy	81.505	453.968	3.101.706	14.400.693
8517709100	Oth parts for line telephony or line telegraphy	25.513	66.206	1.634.755	4.896.582
8517709200	Other parts for radio-telephony or radio-telegraphy	966	2.106	209.674	356.614
8517709900	Other parts in subheading 85.17.70	332.760	1.773.177	38.579.706	144.280.395
8518101100	Microphones having a frequency range of 300 hz to 3.4 khz	3.598	25.644	23.153	105.105
8518101900	Oth microphones,whether/not with their stands	66.844	172.293	277.728	769.755
8518109000	Other microphones	9.996	63.124	256.036	1.262.101
8518210000	Single loudspeakers, mounted in their enclosures	450.988	1.658.131	1.756.452	6.139.045
8518220000	Multiple loudspeaker, mounted in the same enclosures	56.011	394.022	368.108	2.341.195
8518291000	Box assembly speakers	27.360	117.767	68.735	634.351
8518292000	Loudspeakers, without housing, having a freq 300 hz to 3.4 khz	13.941	60.108	18.784	138.897
8518299000	Other loudspeakers	1.015.333	3.228.184	4.448.804	14.964.482
8518301000	Headphones	39.168	117.969	171.534	849.561
8518302000	Earphones	97.274	248.013	335.716	1.081.368
8518303100	Handsets for telephonic apparatus	3.772	7.254	22.981	51.402
8518303900	Other headphones and earphones, combined microphone/speaker sets	18.854	90.307	27.857	237.617



**I.3. IMPOR MENURUT KOMODITI / IMPORT BY HS COMMODITY**  
**\*\*\* APRIL / APRIL 2010 \*\*\***

HS	Uraian Komoditi Commodity Description	Berat Bersih / Net Weight (Kg)		Nilai / Value C.I.F (US\$)	
		Bulan ini Current Month	Kumulatif Cum.Jan. to date	Bulan ini Current Month	Kumulatif Cum.Jan. to date
8518304000	Line telephone handsets	0	539	0	37.491
8518309000	Sets consisting of a microphone and one or more loudspeakers	20.961	52.106	227.894	625.273
8518401000	Audio-frequency electric amplifiers, having 6/more inputs signal lines	444	11.356	197	6.821
8518402000	Audio-frequency electric amplifier used as repeaters in line telephony	0	61	0	26.497
8518403000	Audio-frequency electric amplifier used as repeater in telephony not line type	14	121	774	14.410
8518409000	Other amplifier listrik audio-frekuensi	46.091	156.553	271.843	7.931.865
8518500000	Other electric sound amplifier sets	153.150	210.242	310.702	857.899
8518901000	Parts of subhead 8518.10.11, 8518.29.208518.30.40, 8518.40.20, inc print circuit	467.560	1.934.183	2.277.244	9.192.145
8518902000	Parts of goods of subheadings 8518.40.10	2.531	10.406	18.574	84.687
8518909000	Parts of goods of subheadings 8518.50.108518.50.20	841.871	2.742.526	5.132.793	21.337.134
8519200000	App operated by coins, banknotes, bankcard, token/by other mean of payment	370	548	21.711	46.532
8519300000	Turntables (record-decks)	1	1	3	3
8519811000	Pocket size cassette recorders, the dimensions of which < 170 x 100 x 45 mm3	211	317	709	2.759
8519812000	Cassette recorders, with amplifiers/loud-speakers, operate with ext. source-power	132	426	26.214	64.989
8519813000	Compact disc players	1.963	13.637	42.906	115.372
8519815000	Dictating mach not capable of operating without an external source of power	0	2	0	333
8519816000	Magnetic tape recorder incorp sound reproducing app, digital audio type	351	12.518	1.353	150.976
8519817000	Other sound reproducing app, cassette type	13	26	276	549
8519819000	Other apparatus using magnetic, optical or semi-conductor	2.192	20.042	20.322	742.588
8519892000	Record-players with/without loudspeakers	0	186	0	22.499
8519899000	Other apparatus not using magnetic, optical/semiconductor	23.954	62.340	457.082	977.926
8521100000	Magnetic tape-type of video recording/reproducing apparatus with video tuner	19	342	18.420	67.641
8521901100	Laser disc player for used in cinematography, television/broadcasting	0	958	0	29.230
8521901900	Other laser disc players	53.681	131.661	258.303	734.533
8521909100	Oth video recording for used in cinematography, television/broadcasting	1.497	20.098	7.230	295.960
8521909900	Oth video recording/reproducing app, whether/not incorp. a video tuner.	117.976	419.920	1.128.679	3.903.164
8522100010	Pick-up cartridges for special used in cinematography, television/broadcasting	116	5.179	4.560	81.016
8522100090	Other pick-up cartridges	482	43.556	10.900	420.157
8522901000	PCB assemblies for TV, broadcasting cinematograph sound recorder/reproducer	73.961	229.343	305.155	1.031.880
8522902000	Printed circuit boards assemblies for telephone answering machines	0	11.005	0	358.465
8522904000	Audio/video tape decks and compact disc mechanisms	42.850	129.310	520.950	1.934.159
8522905000	Audio/video reproduction heads, magnetic type, magnetic erasing heads and rods	4.668	23.117	177.462	527.617
8522909100	Oth parts, accessories of cinematograph sound recorders/reproducers	3.660	40.482	87.517	1.199.378
8522909300	Other parts and accessories for goods of subheading 8519.81/heading 85.21	25.731	75.601	257.910	1.297.263
8522909900	Other parts and accessories for goods of subheading 85.19 other than 85.19.81	193.879	851.428	1.944.800	10.774.466
8523211000	Cards incorporating a magnetic stripe unrecorded	13.562	31.300	212.906	535.058
8523212000	Cards incorporating a magnetic stripe recorded	884	5.485	10.188	456.649
8523291100	Magnetic tapes, of a width < 4mm for computer tapes, unrecorded	67	75	2.630	4.834
8523291200	Magnetic tapes, of a width < 4mm for video tapes, recorded	0	2	0	70
8523291910	Other magnetic tapes, of a width < 4mm unrecorded	681	17.469	7.207	87.525
8523291990	Other magnetic tapes, of a width < 4mm recorded	175	662	1.329	17.325
8523292100	Magnetic tapes, of a width >= 4mm, and < 6.5 mm for computer tapes, unrecorded	980	13.223	1.720	48.989
8523292200	Magnetic tapes, of a width >= 4mm, and < 6.5 mm for computer tapes, recorded	9.110	33.418	28.920	94.750
8523292910	Other magnetic tapes, of a width >= 4mm, and < 6.5 mm, unrecorded	22.999	174.517	395.546	1.135.198
8523293100	Magnetic tapes, of a width >= 6.5 mm for computer tape, in pancake/jumbo, unrecorded	55	672	2.978	54.975
8523293300	Magnetic tapes, of a width >= 6.5 mm for oth, in pancake/in jumbo form, unrecorded	0	7.188	0	16.330
8523293910	Oth magnetic tapes, of a width >= 6.5 mm, unrecorded	49.041	219.980	211.935	1.095.585
8523293990	Oth magnetic tapes, of a width >= 6.5 mm, recorded	7	71	374	16.769
8523294100	Magnetic discs for reproducing phenomena other than sound/image	5	207	34	1.817
8523294200	Magnetic discs for reproducing represent of instruction, data, sound, image	9.857	34.943	130.802	393.322
8523294300	Other magnetic discs, unrecorded	18.000	33.686	33.659	65.369
8523294400	Other magnetic discs, recorded	41	600	3.724	8.022
8523299100	Magnetic media for computer use, unrecorded	11.006	62.591	50.011	460.465
8523299300	Magnetic media for reproducing represent of instruction, data, sound, image	30.615	77.076	805.520	2.661.389
8523299900	Other magnetic discs	17.989	37.297	122.630	295.351
8523401100	Discs for laser reading systems for computer use, unrecorded	160.045	336.871	915.370	1.552.276
8523401200	Discs for laser reading systems for reproducing phenomena not sound/image	10	778	3.780	19.620
8523401300	Discs for laser reading systems for reproducing sound only	357	649	5.931	7.506
8523401400	Discs for laser reading system for represent of instruct, data, sound, image	381	3.969	89.340	4.159.272
8523401900	Other discs for laser reading systems	1.616	13.948	28.734	528.568
8523409100	Optical media for computer use, unrecorded	0	312	0	298.002
8523409400	Optical media for reproducing represent of instruction, data, sound, image	9	534	4.555	112.370
8523409910	Other optical media, unrecorded	24.690	35.395	1.061.698	2.698.010
8523409990	Other optical media, recorded	1.669	12.602	88.440	1.104.563
8523511000	Solid-state non-volatile storage devices suitable for computer use, unrecorded	2.703	7.369	12.331	173.414
8523513000	Solid-state non-volatile storage devices represent. of instruct, data, sound, images	3	203	527	63.767
8523519010	Solid-state non-volatile storage devices unrecorded	1.356	4.239	43.435	666.177
8523519090	Solid-state non-volatile storage devices recorded	103	348	2.001	12.393
8523520000	Smart cards	156.484	539.208	7.142.173	26.219.191
8523591000	Proximity cards and tags	459	2.055	5.987	71.195
8523592000	Other semiconductor media, suitable for computer use, unrecorded	2.381	13.033	17.317	98.530
8523593000	Other semiconductor media, suitable for reproducing, phenomena not sound/image	1	6	247	1.979
8523594000	Oth semiconductor media, suitable for represent of instruct, data, sound, image	19	224	3.796.415	13.036.205
8523599010	Other semiconductor media, unrecorded	0	1.129	0	4.566
8523599090	Other semiconductor media, recorded	10	16	2.927	3.380
8523801000	Oth disc, tapes, solid-state non-volatile storage for computer use, unrecorded	461	2.796	512.389	2.201.395
8523803000	Oth disc, tape, solid-state non-volatile for repro, represent of instruct, data, sound	12.264	281.147	319.842	2.423.485
8523809090	Oth discs, tapes, solid-state non-volatile storage recorded	38	407	4.551	31.175

**I.3. IMPOR MENURUT KOMODITI / IMPORT BY HS COMMODITY**  
**\*\*\* APRIL / APRIL 2010 \*\*\***

HS	Uraian Komoditi Commodity Description	Berat Bersih / Net Weight (Kg)		Nilai / Value C.I.F (US\$)	
		Bulan ini Current Month	Kumulatif Cum.Jan. to date	Bulan ini Current Month	Kumulatif Cum.Jan. to date
8525500010	Transmission apparatus for radio-broadcasting	0	16	0	4.372
8525500020	Transmission apparatus for television	2.678	28.287	475.604	2.346.384
8525500090	Other transmission apparatus for other	29.528	32.283	514.702	735.329
8525600000	Transmission apparatus incorporating reception apparatus	13	8.848	1.030	126.026
8525801000	Web cameras	12.060	43.198	80.472	256.289
8525802011	Digital still image video cameras	2.037	8.405	503.161	848.081
8525802019	Other digital camera	90.323	343.777	3.118.828	12.716.689
8525802020	Video camera recorders	19.485	85.327	733.990	5.074.083
8525809000	Television camera	58.779	143.191	658.624	2.802.416
8526101000	Radar app, ground base,/of a kind for incorp in civil aircraft/seagoing vessel	209	1.090	29.773	138.358
8526109000	Other radar apparatus	495	95.255	5.002	544.048
8526911000	Radio navigational aid app, for incorpin civil aircraft/seagoing vessel	469	5.120	32.772	754.071
8526919000	Other radio navigational aid apparatus	16.626	33.196	695.610	1.117.806
8526920000	Radio remote control apparatus	30.672	122.985	282.756	1.753.164
8527120000	Pocket-size radio cassette-players	11	11	12	12
8527131000	Oth app combined with sound, recording or reproducing apparatus, portable	5.309	62.437	58.949	345.237
8527139000	Oth app combined with sound, recording or reproducing apparatus, not portable	3	308	555	57.276
8527191900	Reception app capable of plan, manage, monitor electromagnet spect not portable	383	3.260	84.410	159.412
8527199100	Oth radio-broadcast receiver can operate without extern source of power, portable	32.101	32.376	66.327	76.337
8527199900	Oth radio-broadcast receiver can operate without ext source of power, not portable	0	291	0	7.707
8527210000	Radio-broadcast receiver, use ext source power combined with sound record app	21.147	93.968	738.091	3.763.571
8527290000	Radio-broadcast receivers, not capable of operate without extern source of power	19.493	104.321	1.198.353	5.768.954
8527911000	Oth recept app for radio-broadcast, combi-ned with sound record app. portable	149	149	13.718	13.718
8527919000	Oth recept app for radio-broadcast, combi-ned with sound record app. not portable	11.614	90.197	128.649	1.063.462
8527921000	Oth recept app for radio-broadcast, not combined with sound record app. portable	2.510	8.208	45.333	134.079
8527929000	Oth recept app for radio-broadcast, not combi with sound record app not portable	0	18.429	0	30.524
8527991000	Other reception app for radio-broadcast, portable	16.920	16.920	30.144	30.144
8527999000	Other reception app for radio-broadcast, not portable	37	19.953	1.592	113.347
8528411000	Colors cathode-ray tube monitor for used in auto data proc. system, hd 84.71	918.753	2.721.589	813.665	3.375.907
8528412000	B/w of cathode-ray tube monitor for used in auto data proc. system, hd 84.71	40.590	109.200	164.263	445.348
8528491000	Oth color cathode-ray tube monitor used in auto data process system head. 84.71	6.166	27.162	523.380	2.308.786
8528492000	Oth b/w/monch color cathode-ray tube monitor in auto data proc system, hd 84.71	208	255	10.016	19.976
8528511000	Projection type flat panel display unit for auto data process system hd 84.71	189.192	621.514	6.440.350	20.800.775
8528512000	Oth color monitor use in an auto data process system head. 84.71	1.025.282	4.322.574	35.509.744	138.654.375
8528513000	Other b/w/monochrome monitor used in automatic data process system hd 84.71	1.104	2.562	52.830	115.278
8528591000	Oth colors monitors use in an auto data	10.839	23.106	504.863	1.458.309
8528592000	Other b/w/monochrome monitors	22	5.690	5.343	74.437
8528611000	Flat panel display types used in auto-data processing system head. 84.71	8.811	17.153	163.593	761.287
8528619000	Oth projector for used in an automatic data process system head. 84.71	8.814	36.065	161.137	1.552.174
8528690000	Other projectors	5.134	40.519	49.107	508.810
8528711000	Recept app for TV, not design to incorp video display, with communication funct	0	217	0	8.289
8528719000	Other recept. app for TV, not design to incorp a video display	14.533	72.444	339.413	1.546.363
8528721000	Other color receivers, battery operated	51	135	1.729	8.532
8528729000	Other color receivers, not battery operated	321.237	1.370.960	6.460.107	30.404.422
8528739000	Other b/w receiver, not battery operated	0	135	0	8.060
8529102000	Parabolic aerial reflector dishes for direct broadcast, multi-media system & part	159.087	697.628	789.023	3.537.973
8529103000	Telescopic, rabbit & dipole antennae for television/radio receivers	20.251	158.237	45.642	487.203
8529104000	Aerial filters and separators	1.575	66.404	31.459	696.363
8529106000	Feed horn (wave guide)	13.283	105.840	103.237	539.795
8529109200	Other aerial/reflector with transmission apparatus for radio-broadcasting/tv	1.668	21.482	171.914	1.126.204
8529109900	Aerials & reflect. s of all kinds not for radio-telephony/radio-teleggraphy	27.688	98.053	637.670	1.641.461
8529902000	Parts of decoders suitable for use with the app of headings 85.25 to 85.28.	14.007	188.511	570.501	2.539.598
8529904000	Parts of digital cameras/video camera recorders with app of hd 85.25 to 85.28	192.344	1.532.748	12.694.803	170.118.327
8529905100	Other PCB, assembled for goods of subheading 8525.50/8525.60	55	658	6.020	269.573
8529905200	Other PCB, assembled for goods of subhd 8527.(13;19;21;29, 91 atau.99)	94.455	503.414	472.496	2.923.653
8529905300	Other PCB, assembled for flat panel display of heading 85.28	13.832	30.672	266.594	626.631
8529905400	Other PCB, assembled for TV receivers of heading 85.28	94.436	257.606	1.093.181	2.878.903
8529905500	Other PCB, assembled for goods of heading 85.28	132	132	5.153	5.153
8529905900	Other PCB	214.310	889.646	1.554.507	12.691.170
8529909100	Parts of TV receivers suitable for with the apparatus of hd 85.25 to 85.28	1.953.149	8.008.746	16.505.845	65.602.716
8529909400	Parts of flat panel display for use with the apparatus of hd 85.25 to 85.28	17.577	117.657	124.162	799.143
8529909900	Other parts suitable for use with the apparatus of hd 85.25 to 85.28	291.315	1.452.806	3.266.191	27.923.322
8530100000	Elect. signall, safety/traffic control equip for railways/tramways	6	688	1.444	97.128
8530800000	Elect. signall, safety/traffic control equip for road, inland waterway, park fasc	7.072	51.545	115.546	816.365
8530900000	Part of electrical signall, safety/traffic control equipment	4.863	24.236	95.009	467.566
8531101000	Burglar alarms	19.488	24.979	83.657	134.395
8531102000	Fire alarms	3.902	245.649	153.090	2.813.439
8531103000	Smoke alarms	1.195	12.376	49.185	145.542
8531109000	Other alarms and similar apparatus	40.714	324.411	1.039.601	4.253.108
8531200000	Indicator panel incorp liquid crystal devices (lcd)/light emitting diode (led)	53.878	569.930	3.437.095	26.353.559
8531801100	Door bells, buzzers and dings	2.848	26.373	21.961	151.284
8531801900	Other electric bells	1.751	7.203	79.080	524.521
8531802000	Flat panel displays (including electroluminescence, plasma and other technolog	14.024	149.602	43.323	4.136.932
8531809010	Telegraphic apparatus for ships engine rooms	25	476	636	28.976
8531809090	Other electric sound/visual signalling apparatus	26.563	69.382	156.442	779.311
8531901000	Parts incl, printed circuit assemblies of subheading 8531.20/8531.80.20	5.654	10.036	83.125	195.457
8531902000	Parts of door bells/other door sound signaling apparatus	0	46	0	7.645
8531909000	Other parts of electric sound/visual signaling apparatus	8.173	35.067	292.647	839.336

**I.3. IMPOR MENURUT KOMODITI / IMPORT BY HS COMMODITY**  
**\*\*\* APRIL / APRIL 2010 \*\*\***

HS	Uraian Komoditi Commodity Description	Berat Bersih / Net Weight (Kg)		Nilai / Value C.I.F (US\$)	
		Bulan ini Current Month	Kumulatif Cum.Jan. to date	Bulan ini Current Month	Kumulatif Cum.Jan. to date
8532100000	Fixed capacitor design for use in 50/60hz circuit, reactive power >0.5 kvar	148.749	565.520	4.390.804	21.048.359
8532210000	Tantalum fixed capacitors	12.727	41.153	585.040	2.187.959
8532220000	Aluminium electrolytic fixed capacitors	1.100.869	1.620.171	5.833.498	20.520.309
8532230000	Ceramic dielectric, single layer of fixed capacitor	10.017	100.974	450.741	3.543.010
8532240000	Ceramic dielectric, multilayer	44.622	145.725	3.388.666	10.800.038
8532250000	Dielectric of paper/plastics of fixed capacitor	38.664	126.158	407.739	1.479.824
8532290000	Other fixed capacitors	154.431	533.606	2.426.366	12.718.496
8532300000	Variable/adjustable(pre-set) capacitors	21.695	85.865	378.743	1.277.091
8532900000	Parts of other fixed capacitors	234.952	1.142.361	6.704.330	36.892.846
8533101000	Fixed carbon resistors, composition/film types surface mounted	30.446	115.010	1.343.727	4.915.523
8533109000	Fixed carbon resistors, composition/film types not surface mounted	52.270	233.742	2.121.864	11.085.078
8533210000	Oth fixed resistors for a power handling capacity <= 20w	56.540	208.063	1.788.116	9.100.279
8533290000	Oth fixed resistors for a power handling capacity > 20w	52.574	171.982	1.531.485	9.502.621
8533310000	Wirewound variable resistors, rheostats, for a power handling capacity <= 20w	2.777	16.710	13.345	71.477
8533390000	Wirewound variable resistors, rheostats, for a power handling capacity > 20w	6.751	29.352	187.098	778.497
8533400000	Other variable resistors, including rheostats and potentiometers	39.463	146.259	1.555.629	4.220.757
8533900000	Parts of electrical resistors	942.349	1.084.371	3.545.174	20.109.659
8534001000	Printed circuits, single-sided	125.090	357.888	3.565.769	8.681.419
8534002000	Printed circuits, double-sided	31.184	101.555	1.701.886	5.080.236
8534003000	Printed circuits, multi-layer	40.764	131.570	1.809.955	5.928.857
8534009000	Oth printed circuits	634.329	1.512.913	28.147.260	82.639.692
8535100000	Fuses for voltage >1000volts	28.365	137.457	314.365	2.296.792
8535211000	Automatic circuit breakers for a volt < 72.5 kv, moulded case type	4.811	15.071	103.779	334.402
8535219000	Automatic circuit breakers for a volt < 72.5 kv, other than moulded case type	116.528	267.289	1.697.738	4.949.290
8535290000	Automatic circuit breakers for a volt >= 72.5 kv, moulded case type	3.422	227.616	119.529	2.180.882
8535301000	Isolating switches, make-&-break switch suitable for a volt > 1 kv & < 40 kv	3.560	8.851	81.117	213.128
8535302000	Isolating switches, make-&-break switch for voltage >= 66 kv	190.231	305.518	1.019.517	2.127.709
8535309000	Isolating switches, make-&-break switch for voltage >= 40 kv and < 66 kv	43.575	166.873	725.078	2.501.798
8535400000	Lightning arresters, voltage limiters and surge suppressors	50.989	217.563	339.175	1.299.990
8535901000	Bushing and tap changer assemblies for electricity distrib/power transformers	40.779	207.334	1.091.527	5.518.006
8535909000	Oth elect app. for switch/prot. elect circuits, for make connect elect circuits	70.361	992.999	2.238.253	11.205.025
8536101000	Thermal fuses; glass type fuses for voltage <= 1000volts	33.641	299.384	1.037.318	3.345.458
8536109000	Other fuses for voltage <= 1000 volts	408.932	1.846.586	1.713.872	6.737.510
8536201000	Automatic circuit breakers moulded case type for voltage <= 1000volts	1.209	9.543	36.586	222.465
8536202000	Auto-circuit breaker for incorp into elec-thermic for voltage <= 1000volts	46	1.268	2.144	5.730
8536209000	Other automatic circuit breakers for voltage <= 1000volts	3.572	78.773	87.459	820.203
8536300000	Oth apparatus for protecting electrical circuits	122.333	542.560	1.730.330	12.120.940
8536410000	Relay for a voltage <= 60 volts circuits	86.822	301.677	1.899.242	6.609.968
8536490000	Relay for a voltage > 60 volts and <= 1000 volts	90.071	376.104	3.076.114	10.118.273
8536502000	Over current, residual current automatic switches for voltage <= 1000 volts	11.704	45.396	192.612	588.854
8536503100	High inrush switch, commutator for stoveranges, microphone switch, domestic use	19.043	40.500	140.973	337.015
8536503900	High inrush switch, commutator for stoverange, microphone switch, not domestic use	129.236	678.293	1.376.293	5.638.302
8536504000	Miniature switches for rice cooker/oven toasters	0	104	0	472
8536505000	Electronic AC switch consist of optical couple input, output circuits, elect switch	64.026	138.032	755.128	2.471.861
8536506100	Make, break switches for domestic use with rated current carry cap < 16 amps	191	3.375	8.299	53.176
8536506900	Make, break switch not for domestic use with rated current carry cap < 16 amps	9.429	30.286	134.457	410.866
8536509100	Starters for elect motor, fuses, switch, fuse, suitable for use in electric fans	27.702	82.584	702.280	2.179.805
8536509910	Smoke switches	3.713	10.351	93.904	440.343
8536509990	Oth electronic AC switches for voltage < 1000 v & acurrent <= 11 amps	262.735	1.115.969	4.859.825	19.495.200
8536611000	Lamp-holders of a kind for compact lamp or halogen lamps	14.257	19.884	92.831	107.713
8536619000	Lamp-holders oth than compact lamps/halogen lamps	129.353	569.615	340.627	1.344.044
8536691100	Telephone plugs for domestic use, rate current carrying capacity < 16 amps	7.227	40.338	77.775	1.045.897
8536691900	Telephone plugs not for domestic use, rate current carrying capacity < 16 amps	14.538	90.520	359.126	1.348.374
8536692100	Av sockets, cathode ray tube sockets for tv, radio receiv, cap < 16amp, domestic use	1.807	2.176	22.988	28.779
8536692900	Av sockets, cathode ray tube sockets for tv, radio recv, cap < 16amp, not domestic use	10.683	42.548	175.347	565.454
8536693100	Sockets, plug for co-axial cable, printed circt, domestic use, radio equip, < 16amps	1.803	5.333	31.396	96.645
8536693900	Sockets, plug for co-axial cable, printed circt, not domestic use, radio equip, < 16amp	20.967	126.831	505.874	2.933.062
8536699100	Other plug and sockets, domestic use, radio equip., acapacity < 16 amps	11.847	56.172	199.254	608.333
8536699900	Other plug & sockets, not domestic use, radio equip., acapacity < 16 amps	28.635	188.323	884.072	3.206.601
8536700000	Connectors for optical fibres, optical fibres bundles/cables	30.762	223.130	460.737	2.552.517
8536901100	Connection, contact elements for wires and cables; wafer probers	128.630	330.802	2.547.733	6.747.892
8536901900	Other connection, contact elements for wires and cables; wafer probers	122.875	621.920	3.003.894	18.271.892
8536902100	Junction boxes for domestic use, cap. < 16 amps, for use elect fan/radio	106.284	236.483	2.208.655	4.095.082
8536902900	Junction boxes not for domestic use, cap. < 16 amps, for use elect fan/radio	340.371	942.586	7.047.031	20.792.824
8536903100	Cable connectors consist of a jack plug, domestic use, < 16amp, for elect fan/radio	70.608	202.338	859.058	2.303.705
8536903900	Cable connectors consist of a jack plug, not domestic, < 16amp, for elect fan/radio	338.324	1.421.668	9.857.035	34.546.946
8536909100	Oth cable connect consist of jack plug, cap. < 16 amps, for use elect fan/radio	19.582	52.899	283.253	812.878
8536909910	Connector & socket cable for ic, printed circuit	110.080	321.886	1.629.475	7.078.327
8536909990	Other connector and socket cable	546.937	1.971.307	10.169.509	42.903.287
8537101000	Switchboards & control panels for voltage <= 1000 volt	254.115	391.285	1.858.363	6.315.052
8537102000	Distribution boards for use with good sof hd. 84.71, 85.17, 85.25 < 1000 volt	5.824	47.418	76.518	1.506.785
8537103000	Programmable logic controllers for auto-mach for trans. for voltage <= 1000volt	21.677	77.718	230.646	856.441
8537109000	Oth board for elect control for voltage <= 1000volt	318.941	7.936.630	7.757.649	61.875.067
8537201100	Switchboards incorp. elect instrum for break, connect/protect elect circt > 66 kv	415	5.593	7.255	208.963
8537201900	Switchboards incorp. elect instrum for break, connect/protect e-circt < 1000v & > 66kv	54.877	549.957	4.966.644	14.155.300
8537202100	Control panel incorp. elect instrum for break, connect/protect e-circuit > 66 kv	15.151	49.872	391.749	1.010.292
8537202900	Other control panels for a voltage > 1,000 volts	80.868	318.083	3.400.602	12.205.327
8537209000	Oth board for electric control for a voltage > 1000 volt	239.624	859.912	2.021.629	10.929.693

**I.3. IMPOR MENURUT KOMODITI / IMPORT BY HS COMMODITY**  
**\*\*\* APRIL / APRIL 2010 \*\*\***

HS	Uraian Komoditi Commodity Description	Berat Bersih / Net Weight (Kg)		Nilai / Value C.I.F (US\$)	
		Bulan ini Current Month	Kumulatif Cum.Jan. to date	Bulan ini Current Month	Kumulatif Cum.Jan. to date
8538101100	Parts of programmable logic controllersfor auto mach for trans. for <=1000v	23.107	94.242	396.714	772.961
8538101200	Board,panel,console,desk,cabinets ofuse in radio equipment, voltage <= 1000v	144	269	1.969	3.741
8538101900	Oth board,panel,console,desk,cabinets ofused in radio equipment, voltage<=1000v	30.769	131.336	256.088	2.015.486
8538102100	Parts of programmable logic control forauto-mach for trans. for voltage >1000 v	565	5.084	44.727	196.230
8538102900	Board,panel,console,desk,cabinets ofused in radio equip, voltage>1000 v	79.611	259.091	3.297.212	6.472.573
8538901100	Oth board,panel,console,desk,cabinetsconnect for wires, wafer prober<=1000 v	66.462	222.117	1.595.400	4.909.321
8538901200	Parts of goods of subhd 8536.50.50,8536.69.30,8536.90.10 for voltage<=1000v	15.032	114.436	568.476	2.122.482
8538901300	Parts of goods of subheading8537.10.20 for voltage <=1000 volt	1.211	4.170	66.010	184.254
8538901900	Other parts of boards,panels consoles,for voltage <=1000 volt	38.568	343.835	759.861	3.055.124
8538902100	Parts/printed circuit ass. of telephoneplug connec for wires,wafer prober>1000v	23.661	45.978	399.917	718.604
8538902900	Other parts of boards,panels consoles,for voltage > 1000 volt	440.586	1.659.345	15.145.872	60.610.443
8539101000	Sealed beam lamp units for motorvehicles of chapter 87	36.810	235.873	335.990	1.639.953
8539109000	Other sealed beam lamp units	12.674	45.949	176.370	592.631
8539212000	Tungsten halogen for used in medicalequipment	63	324	3.340	17.895
8539213000	Tungsten halogen for used for vehicles	27.616	168.255	383.052	1.875.328
8539214000	Other reflector lamp bulbs of tungstenhalogen	2.605	7.395	6.386	34.331
8539219000	Oth tungsten halogen	38.994	100.976	325.612	1.313.025
8539222000	Other filament lamps, infra red, power<200 & voltage>100v in medical equip	1.105	1.225	1.609	3.903
8539223000	Other reflector lamp bulbs of a power<=200w & for voltage > 100 volt	1.114	2.469	17.943	36.730
8539229000	Other filament lamps, infra red, power<=200 w& voltage>100v	22.656	134.456	123.459	549.596
8539291000	Other filament lamps, excluding uvor infra-red lamps, in medical equipment	37	396	2.704	20.057
8539292000	Other filament lamps, excluding uvor infra-red lamps, for motor vehicles	49.850	251.902	1.401.314	5.959.880
8539293000	Other reflector lamp bulbs	24.155	58.431	330.199	583.070
8539294000	Flashlight bulbs; miniature indicatorbulbs, rated up to 2.25 v	6.853	32.346	109.362	302.752
8539295000	Other filament lamps, capacity > 200w &<=300w, voltage>100volts	57	2.165	109	31.352
8539296000	Other filament lamps, capacity < 200w &<=300w, voltage <= 100volts	1.280	4.976	165.156	432.581
8539299000	Other filament lamps, excl ultra-violetor infra-red lamps	80.828	511.285	508.398	2.833.808
8539311000	Tubes for compact fluorescent lamps	67.225	217.636	320.913	869.041
8539319010	Tube lamps	57.291	172.385	330.056	953.866
8539319020	Compact fluorescent lamps	494	4.944	4.374	101.173
8539319090	Other fluorescent, hot cathode	1.359.014	4.919.022	12.951.349	45.695.662
8539320000	Mercury/sodium vapour lamps; metalhalide lamps	35.571	81.441	535.896	1.378.534
8539391000	Tubes for compact fluorescent lamps,cold cathode types	54.192	157.021	89.423	375.571
8539392000	Discharge lamps for decorative andpublicity purposes	7.740	10.029	16.991	19.882
8539393000	Other fluorescent cold cathode types	873	4.156	4.072	16.455
8539394000	Electric lamps for mtr vehicle/cycles	24.516	107.429	284.565	1.363.328
8539399000	Discharge lamps, other than uv lamps	35.897	119.197	173.520	861.801
8539410000	Arc lamps	4.202	5.043	18.060	34.165
8539490000	Ultra-violet/infra-red lamps	34.783	78.102	440.693	1.008.522
8539901000	Part of alumi end caps for fluorescentlamps alum. screw caps for incand lamps	255.154	868.421	2.355.808	4.763.480
8539902000	Oth parts,for lamps of vehicles of allkinds	11.428	32.216	42.982	125.353
8539909000	Oth part of elect filament/dischargelamps including sealed beam lamp unit	189.636	1.043.215	2.738.247	11.623.757
8540110000	Color cathode-ray television picturetube incl video monitor cathode-ray tube	2.315.104	9.887.637	3.927.407	17.391.187
8540120000	B/w cathode-ray TV picture tubes,incl video monitor cathode-ray tubes	14.769	14.839	38.981	47.936
8540200000	Tv camera tubes; image converters andintensifiers; other photo-cathode tubes	35.687	84.751	182.432	433.924
8540401000	Data/graphic display tubes color foruse with articles of heading 85.25	299	3.924	36.773	328.130
8540409000	Data/graphic display tube color not foruse with articles of heading 85.25	9.002	19.405	24.793	51.845
8540500000	Data/graphic display tubes, black andwhite/other monochrome	1.087	6.687	14.164	86.143
8540600000	Other cathode-ray tubes	456	614	2.173	22.808
8540710000	Magnetrons of microwave tubes	33	226	320	4.014
8540790000	Travelling wave tube, carcinotrons exclgrid-controlled tubes of microwave tubes	0	419	0	10.013
8540810000	Receiver/amplifier valves and tubes	83	337	720	63.815
8540890000	Other valves and tubes	2.292	7.487	80.059	193.493
8540910000	Parts of cathode-ray tubes	235.684	1.166.849	1.318.255	9.044.849
8540999000	Other parts of thermionic, cold cathodeor photo cathode valves and tubes	357	503	1.000	10.579
8541100000	Diodes, other than photosensitive/lightemitting diodes	133.926	484.141	12.347.096	51.002.337
8541210000	Transistor with a dissipation rateof < 1 w	11.461	44.664	1.072.785	3.429.993
8541290000	Transistor with a dissipation rateof >= 1 w	128.306	537.678	5.645.193	21.045.139
8541300000	Thyristors,diacs and triacs, other thanphotosesintive devices	14.765	45.885	1.754.100	6.402.854
8541401000	Light emitting diodes	25.446	75.057	2.221.914	6.507.477
8541402000	Photocells, including photodiodes/photo-transistors	67.177	91.022	997.481	1.767.476
8541409000	Oth photosensitive semiconductor device,including photovoltaic cells	132.128	262.241	8.202.061	26.709.218
8541500000	Other semiconductor devices	42.369	110.747	1.081.750	4.140.443
8541600000	Mounted piezo-electric crystals	9.593	44.412	669.048	2.937.034
8541900000	Parts of diodes,transistors & similarsemiconductor devices	7.365	72.735	2.484.572	8.468.067
8542310000	Processors,controller, converter, logiccircuit, amplifier, clock timing circuit	299.806	806.488	24.670.265	95.165.923
8542320000	Memories of elect integrated circuits	25.578	95.398	3.656.864	14.188.862
8542330000	Amplifiers of elect integrated circuits	10.920	89.453	351.362	1.840.987
8542390000	Other electronic integrated circuits	202.295	851.425	53.547.767	221.768.536
8542900000	Parts of electronic integrated circuits	156.273	833.237	13.099.162	51.886.715
8543100000	Particle accelerators	147	5.022	10.437	294.592
8543200000	Signal generators	437	33.079	73.324	422.419
8543302000	Wet processing equip. for the applic.by immersion of chemical/elec.chemical	0	2.897	0	57.227
8543309000	Oth machines & app for electroplating,electrolysis/electrophoresis	82.299	168.165	1.939.156	4.364.465
8543701000	Electric fence energisers	30.959	66.273	148.581	315.186
8543702000	Remote control apparatus, other thanradio remote control apparatus	136.360	370.682	755.438	2.011.744
8543703000	Electrical machines with translationor dictionary functions	1.130	12.151	175.767	1.480.486
8543704000	Equip for the removal of dust particlesor elimination of electrostatic charge	530	4.628	11.015	260.134

**I.3. IMPOR MENURUT KOMODITI / IMPORT BY HS COMMODITY**  
**\*\*\* APRIL / APRIL 2010 \*\*\***

HS	Uraian Komoditi Commodity Description	Berat Bersih / Net Weight (Kg)		Nilai / Value C.I.F (US\$)	
		Bulan ini Current Month	Kumulatif Cum.Jan. to date	Bulan ini Current Month	Kumulatif Cum.Jan. to date
8543705000	Integrated receiver/decoder ird fordirect broadcast multimedia systems	135.962	401.741	569.053	1.925.625
8543709010	Electrical mine detonators	35	13.474	619	113.659
8543709090	Other electrical detonators	153.680	746.688	1.126.185	4.760.335
8543901000	Parts of goods of subheading 8543.10/8543.20	4.890	5.931	43.554	72.904
8543902000	Parts of goods of subheading 8543.30.20	8.513	37.754	186.295	243.398
8543904000	Parts of goods of subheading 8543.70.40	159	1.381	42.120	659.753
8543905000	Parts of goods of subheading 8543.70.50	36.445	41.880	85.935	123.065
8543909000	Other parts of goods of heading 8543	181.199	796.768	2.759.791	11.492.684
8544110010	Winding wire of copper, laquered/enamelled	373.993	1.520.458	3.897.023	14.120.325
8544110020	Winding wire of copper, cover with papertextile material/PVC	149.430	455.242	1.240.341	3.853.745
8544110030	Winding wire of copper, laquer/enamelled& cover with paper, textile material/PVC	67.303	309.927	541.943	2.994.028
8544110040	Winding wire of copper, rect cross-sect.and without connectors	36.172	214.353	328.307	1.808.062
8544110090	Other winding wire of copper	460.506	1.515.463	4.120.030	14.193.797
8544191000	Winding wire not of copper, laquered/enamelled	116	11.591	4.197	162.150
8544192000	Winding wire not of copperof manganese resistance wire	5.905	19.066	20.355	85.027
8544199000	Other winding wire not of copper	175.744	717.223	1.559.420	11.564.810
8544201000	Insulated cables fitted with connectors,for a voltage <=66.000volts	600.156	1.499.668	4.501.675	11.818.195
8544202000	Insulated cable not fitted withconnector for a voltage <=66.000volts	751.079	2.884.791	3.599.685	12.752.805
8544203000	Insulated cables fitted with connectorsfor a voltage >66.000volts	1.632	16.965	49.132	102.183
8544204000	Insulated cables not fitted withconnectors for a voltage >66.000volts	243.676	1.275.853	1.171.069	8.044.236
8544301000	Wiring harnesses for motor vehicles	95.558	344.350	1.449.364	5.403.469
8544309000	Oth ignition wiring sets,oth wiring setfor used in vehicles, aircraft/ships	939.966	3.476.536	14.644.209	37.467.978
8544421100	Telephone, telegraph, radio relay cables submarine, for communication, <= 80 v	7.985	58.796	68.541	434.209
8544421900	Other fitted with connectors for telecom-munication, <= 80 v	46.404	783.972	2.355.910	5.348.493
8544422000	Fitted with connectors for telecom-munication voltage > 80 v & <= 1000 v	22.034	106.214	74.445	573.597
8544423000	Battery cables for voltage <= 1000 v	1.364	10.664	8.244	102.976
8544429000	Oth fitted with connector, for voltage<= 1000 volts	126.889	755.865	1.167.215	8.148.308
8544491100	Telephone,telegraph,radio relay cables submarine, not for communication, <=80 v	89.829	196.471	1.053.045	2.276.327
8544491900	Other fitted with connectors not for telmunication, voltage <= 80 v	159.986	365.987	1.171.110	3.057.506
8544492100	Shielded wire for mnfact.of auto-wiringharnesses, not for communication, <=80 v	525.445	1.462.209	5.869.233	15.001.718
8544492900	Oth fitted with connectors, <= 80 v,not for used for telecommunication	88.007	1.029.530	1.288.798	7.434.032
8544493100	Telephone,telegraph,radio relay cables submarine, for communic., >80v & <=1000v	0	1.585	0	41.450
8544493900	Oth fitted with connectors for telecommunication, voltage > 80 v and < 1000 v	62.911	298.627	1.170.303	3.169.839
8544494000	Other fitted with connectors, > 80 v & <= 1000 v of a kind not used for telecom	37.004	339.013	556.365	3.597.106
8544601000	Other electric conductors, volt > 1 kvand <= 36 kv	51.911	419.723	394.863	3.806.552
8544602100	Plastic insulated elec.cable havingcross sec<=400mm for 36kv<volt<=66kv	5.745	42.693	13.334	248.714
8544602900	Plastic insulated elec.cable havingcross sec>400mm for 36kv<volt<=66kv	530.266	2.004.313	2.007.551	8.188.157
8544603000	Other electric conductors, for a voltage> 66 kv	291.751	1.181.325	1.285.634	6.105.391
8544701000	Optical fibre cables teleph,telegraph,radio relay cables,submarine	12.324	139.228	62.547	857.770
8544709000	Other optical fibre cables	143.911	552.430	938.677	4.210.132
8545110000	Electroda of a kind used for furnaces	1.073.668	2.962.312	4.412.616	11.953.054
8545190000	Electroda of a kind used not for furnace	149.564	266.987	566.101	1.738.406
8545200000	Carbon brushes for electrical purpose	48.710	180.839	880.248	3.347.540
8545900010	Battery carbons	178.951	582.438	368.833	1.389.402
8545900090	Lamp carbon, oth articles of graphite/oth carbon, with/without metal	18.068	80.764	244.197	1.802.287
8546100000	Electrical insulators of any material ofglass	313.076	932.213	881.852	2.339.962
8546200010	Ceramic bushing for tranformator	78.544	273.283	444.287	1.705.408
8546200090	Oth elect insulators of any material ofceramics	272.850	1.859.515	399.159	2.693.048
8546900000	Oth elect insulators not of glass andof ceramics	182.464	475.376	645.938	2.910.074
8547100000	Insulating fitting of ceramics	29.805	148.849	577.622	2.448.540
8547200000	Insulating fitting of plastics	81.967	361.686	816.482	5.082.206
8547901000	Elect conduit, joints therefor, of basemetal lined with insulating materials	110.526	171.807	320.840	969.448
8547909000	Oth insulating fittings for elect mach,appliances/equipment, being fittings	118.096	463.731	728.165	4.115.334
8548101100	Lead acid scrap of primary cells/battery/elect accumulators used in aircraft	0	334	0	2.699
8548101900	Other lead acid scrap storage batteries,drain/undrained	0	1.682	0	29.064
8548102900	Other waste and scrap containing mainlyiron	0	14	0	311
8548109000	Other waste, scrap of primary cells,primary	29.673	223.486	2.409.314	20.244.184
8548901000	Image sensors contact type copmrisinga photo-conductive sensor element	7.526	55.249	547.961	3.021.736
8548902000	Printed circuit assemblies incl suchassemblies for external connections	47.430	229.530	3.637.387	23.841.118
8548909000	Other electrical parts of mach and app, nes	150.123	555.870	3.060.062	10.689.151
8601100000	Rail locomotives powered from anexternal source of electricity	316.600	316.670	779.000	780.040
8602100000	Diesel-electric locomotives	13.185	13.552	219.115	223.009
8602900000	Locomotive tenders	0	19	0	41
8603100000	Self-propelled railway, tramway coach, vantruck powered from ext. source of elect	0	1.173	0	18.097
8603900000	Self-propelled railway, tramway coach, vantruck not power from ext source of elect	2.249	2.249	6.000	6.000
8604000000	Railway/ tramway maintenance/servicevehicles, whether/not self-propelled	0	513	0	1.220
8605000000	Railway/ tramway passenger coach, not selfpropelled, luggage van, post office coach	0	1.000	0	800
8606990000	Railway/ tramway goods vans& wagon notself prope open, removable height > 60cm	0	31	0	1.806
8607110000	Driving bogies and bissel-bogies	0	867	0	24.788
8607120000	Other bogies and bissel-bogies	0	12.867	0	146.838
8607190000	Oth, including parts axles & wheels	1.416.971	3.363.586	5.354.296	14.039.479
8607210000	Air brakes and parts thereof	123	14.202	53.851	741.226
8607290000	Brakes and parts thereof other than airbrakes	23.487	163.758	58.141	475.155
8607300000	Hooks & oth coupling devices, buffers, and parts thereof	22.950	39.615	23.276	146.134
8607910000	Other parts of locomotives	401	401	57.584	57.584
8607990000	Other part of trolling stone	5	72.444	41	2.670.336
8608002000	Electromechanic equip of railway/ tramwaytrack fixtures, fiiing, mechanic signal	1.678	13.877	49.295	493.100
8608009000	Non-electromech equip of railway/ tramwaytrack fixtures, fiiing, mechanic signal	39.732	43.580	89.137	156.142

**I.3. IMPOR MENURUT KOMODITI / IMPORT BY HS COMMODITY**  
**\*\*\* APRIL / APRIL 2010 \*\*\***

HS	Uraian Komoditi Commodity Description	Berat Bersih / Net Weight (Kg)		Nilai / Value C.I.F (US\$)	
		Bulan ini Current Month	Kumulatif Cum.Jan. to date	Bulan ini Current Month	Kumulatif Cum.Jan. to date
8609001000	Containers of metal design & equip for carriage by one/more modes of transport	23.651	178.557	216.637	1.167.602
8609009000	Other containers design & equip for carriage by one/more modes of transport	146.656	452.025	597.349	4.410.233
8701101100	Pedestrian controlled tractors, power<=22.5 kw for agricultural use	29.774	71.833	281.755	518.534
8701101900	Pedestrian controlled tractors, power<=22.5 kw oth than for agricultural use	0	9.213	0	34.849
8701102100	Pedestrian controlled tractors, power> 22.5 kw for agricultural use	13.157	13.157	128.436	128.436
8701209000	Road tractors for semi-trailers, not ckd	767.540	3.475.742	5.362.538	17.187.555
8701301000	Track-laying tractors of a cylinder cap<= 1100 cc	0	158.545	0	1.825.655
8701302000	Track-laying tractors of a cylinder cap> 1100 cc	0	153.385	0	901.292
8701901100	Agriculture tractors of a cylinder cap<= 1100 cc	37.510	141.394	133.737	663.378
8701901900	Agriculture tractors of a cylinder cap<= 1100 cc	177.925	1.199.137	1.540.355	7.770.709
8701909100	Other tractors of a cylinder capacity<= 1100 cc	0	12.585	0	12.400
8701909900	Other tractors of a cylinder capacity> 1100 cc	56.199	212.776	258.083	1.472.747
8702101100	Motor vehicles for the transport >=10 p,a gross vehicle weight < 6 t, ckd,diesel	0	37.535	0	94.026
8702102100	Motor vehicles for the transport >=10 p,vehicle weight < 6 t, not ckd, diesel	21.340	369.960	205.326	4.341.881
8702102200	Motor vehicles for the transport >=10 p,vhcl weight >=6t & <18t, not ckd, diesel	4.432	9.322	42.812	85.562
8703101000	Golf cars, including golf buggies	8.159	13.500	16.281	52.723
8703211000	Go-karts, cylinder capacity <= 1,000 cc,internal combust recipro piston engine	0	3.382	0	8.699
8703212910	Sedan/station wagons, <=1,000 cc,not ckd,internal combust recipro piston engine	990	990	10.525	10.525
8703212990	Other motor cars, <= 1,000 cc, not ckd,internal combust recipro piston engine	482.105	810.404	3.056.400	5.203.940
8703221110	Sedan/station wagons, 1,000-1500 cc,ckd,internal combust recipro piston engine	0	105.716	0	435.240
8703221190	Other motor cars, 1,000-1500 cc, ckd,internal combust recipro piston engine	170.216	642.372	616.628	2.362.112
8703221910	Sedan/station wagon,1,000-1500cc,not ckd,internal combust recipro piston engine	1.378.441	5.516.948	14.154.501	53.310.416
8703221990	Oth motor cars, 1,000-1500 cc, not ckd,internal combust recipro piston engine	1.742.051	8.939.877	15.563.262	82.609.865
8703234290	Other motor cars, 1800-2000 cc, ckd,internal combust recipro piston engine	394.407	2.075.256	2.687.491	14.152.627
8703234310	Sedan/station wagons, 2000-2500 cc, ckd,internal combust recipro piston engine	0	1.640	0	48.700
8703234390	Other motor cars, 2000-2500 cc, ckd,internal combust recipro piston engine	197.103	1.219.296	1.607.133	9.651.249
8703235110	Sedan/station wagons, 1500-1800 cc, not,internal combust recipro piston engine	327.967	2.708.412	3.774.030	27.672.875
8703235190	Other motor cars, 1500-1800 cc, not ckd,internal combust recipro piston engine	29.518	1.859.751	269.776	9.367.934
8703235210	Sedan/station wagons, 1800-2000 cc, not,internal combust recipro piston engine	58.266	408.934	774.305	5.312.121
8703235291	Oth motor car,1800-2000 cc, (4x2) system,not ckd,int combust recipro pist engine	29.664	59.916	428.105	796.291
8703235292	Oth motor car,1800-2000 cc, (4x4) system,not ckd,int combust recipro pist engine	34.793	51.282	586.005	849.225
8703235310	Sedan/station wagon,2000-2500cc,not ckd,internal combust recipro piston engine	696.646	3.180.424	10.050.237	42.658.345
8703235391	Oth motor car,2000-2500cc, (4x2) system,not ckd,int combust recipro pist engine	1.688.378	5.747.960	20.915.689	68.714.921
8703235392	Oth motor car,2000-2500cc, (4x4) system,not ckd,int combust recipro pist engine	6.402	20.083	105.647	337.136
8703235410	Sedan/station wagon,2500-3000cc,not ckd,internal combust recipro piston engine	56.682	527.450	1.100.352	9.361.003
8703235491	Oth motor car,2500-3000cc, (4x2) system,not ckd,int combust recipro pist engine	7.345	8.479	166.750	200.100
8703235492	Oth motor car,2500-3000cc, (4x4) system,not ckd,int combust recipro pist engine	166.665	515.569	2.246.860	7.054.651
8703239420	Oth vehicle, 2500-3000 cc, (4x4) system,not ckd,int combust recipro pist engine	0	2.103	0	23.530
8703245010	Sedan/station wagons, > 3000 cc,not ckd,internal combust recipro piston engine	123.924	745.844	3.182.355	17.845.014
8703245091	Oth motor cars, > 3000 cc, (4x2) system,not ckd,int combust recipro pist engine	23.029	131.944	362.852	2.038.945
8703245092	Oth motor cars, > 3000 cc, (4x4) system,not ckd,int combust recipro pist engine	156.870	1.349.834	2.174.362	19.011.100
8703249000	Other vehicle, > 3000 cc, not ckd,internal combust recipro piston engine	1.230	9.234	8.300	203.050
8703319000	Other vehicles, <= 1500 cc, not ckd,diesel	0	1.050	0	17.280
8703325100	Sedan/station wagon,1500-2000cc,not ckd,diesel	175.280	1.332.349	1.609.450	11.907.870
8703325900	Other motor cars, 1500-2000 cc, not ckd,diesel	855.039	5.478.746	8.132.044	52.650.432
8703326900	Oth vehicles, 2000-2500 cc, ckd, diesel	0	426.485	0	2.873.683
8703329900	Other vehicles, 2000-2500 cc, not ckd,diesel	68.961	227.275	538.664	1.815.488
8703335100	Other motor cars, 2500-3000 cc, not ckd,diesel	16.775	40.709	225.617	530.069
8703335200	Other motor cars, > 3000 cc, not ckd,diesel	15.630	122.372	140.188	1.303.902
8703339000	Other vehicles, > 2500 cc, not ckd,diesel	0	3.867	0	53.000
8703904300	Other motor car, 2000-2500 cc, ckd	0	253.786	0	1.547.969
8704101200	Damper designed for off highway, <=24 tnot ckd	1.686	1.686	3.367	3.367
8704102100	Damper designed for off highway, >24 t,ckd	409.289	1.479.082	6.955.220	18.426.278
8704102200	Damper designed for off highway, > 24 tnot ckd	7.990.852	20.390.358	86.604.422	218.549.074
8704211900	Other vans, <= 5 t, ckd, diesel	154.470	165.124	3.244.852	3.292.253
8704212900	Other vans, <= 5 t, not ckd, diesel	2.605.766	10.043.766	21.540.073	84.916.641
8704221900	Other vans, 5-6 t, ckd, diesel	0	875.972	0	19.278.000
8704222911	Other vans, 6-10 t, ckd, diesel	0	729.444	0	4.749.228
8704222919	Other vans, 6-10 t, not ckd, diesel	0	11.350	0	85.885
8704224900	Other vans, 10-20 t, not ckd, diesel	0	10.560	0	243.220
8704233900	Other vans, > 24 t, ckd, diesel	26.622	234.532	242.878	818.370
8704234100	Refrigerated vans, > 24 t, not ckd,diesel	34.458	42.958	63.687	79.399
8704234300	Tanker vehicles, > 24 t, not ckd, diesel	109.615	176.779	200.469	321.878
8704234900	Other vans, > 24 t, not ckd, diesel	1.877.629	3.974.528	4.309.983	14.676.163
8704311900	Other vans, <= 5 t, ckd, internalcombustion piston engine	920	920	3.000	3.000
8704312900	Other vans, <= 5 t, not ckd,internal combustion piston engine	506.160	3.408.759	3.193.475	20.829.402
8704901000	Motor vehicles for the transport of good, ckd	0	227.040	0	2.920.000
8704909000	Motor vehicles for the transport of good, not ckd	0	39.000	0	17.425
8705100000	Crane lorries	394.211	884.841	608.130	2.642.538
8705200000	Mobile drilling derricks	153.527	230.362	2.085.142	2.650.373
8705300000	Fire fighting vehicles	9.276	19.026	140.966	260.339
8705400000	Concrete-mixer lorries	232.656	540.772	770.671	2.908.898
8705905000	Street clean vhcl, incl cesspit emptiermobile clinic;spray lorries of all kinds	608	2.854	3.482	44.667
8705909000	Other special purpose motor vehicles	406.115	790.689	1.933.185	9.398.839
8706001100	Chasis fitted with engines for agri.tractors of subhd 8701.10/8701.90	532	2.530	6.947	45.087
8706001900	Oth chasis fitted with engines for vhclsof heading 8701	4.004	4.046	633	1.304
8706002000	Chasis fitted with engines for vehiclesof heading 8702	24.800	38.400	211.600	236.726
8706005000	Chasis fitted with engines for vehiclesof heading 8705	0	50.277	0	82.668

**I.3. IMPOR MENURUT KOMODITI / IMPORT BY HS COMMODITY**  
**\*\*\* APRIL / APRIL 2010 \*\*\***

HS	Uraian Komoditi Commodity Description	Berat Bersih / Net Weight (Kg)		Nilai / Value C.I.F (US\$)	
		Bulan ini Current Month	Kumulatif Cum.Jan. to date	Bulan ini Current Month	Kumulatif Cum.Jan. to date
8707100000	Bodies for the vehicles of heading 8703	60.062	162.564	322.925	881.359
8707901000	Bodies for the vehicles of heading 8701	1.714	5.662	4.193	29.635
8707903000	Bodies for the vehicles of heading 8705	419	419	5.826	5.826
8707909000	Bodies for the vehicles of heading 8702,8704	116.674	210.512	565.280	1.369.226
8708101000	Bumper & parts for vehicles heading 8701	11.939	154.914	120.621	1.663.944
8708109000	Bumper & parts for vehicles heading 8702;8703;8704; 8705	191.352	749.787	1.806.262	7.312.343
8708211000	Safety seat belt for vehicles 8701	276	691	4.829	10.342
8708219000	Safety seat belt for vehicles 8702; 8703; 8704; 8705	75.038	301.050	393.941	2.012.580
8708291100	Component of door trim assembly for hd8701	858	3.008	22.170	76.973
8708291200	Component of door trim assembly for hd8703	55.303	199.516	615.451	2.509.892
8708291300	Component of door trim assembly for hd8705/subheading 8704.10	33.571	147.177	171.826	998.718
8708291900	Component of door trim assembly for hd8702 & 8704 (exlcuding 8704.10)	87.496	239.301	534.403	1.303.009
8708299300	Parts of safety seat belts of heading8701-8705	105.448	417.873	740.023	3.068.842
8708299100	Oth part, access of bodies for agricul.tractors of subhead 8701.10/8701.90	2.316	27.773	2.108	70.329
8708299200	Oth part, access of bodies for agricul.vehicles of heading 8701	53	448	2.647	13.040
8708299300	Oth part, access of bodies for agricul.of heading 8703	606.415	3.957.216	2.768.858	24.496.085
8708299900	Oth part, access of bodies for agricul.of heading 8702; 8704; 8705	451.207	1.709.469	3.901.810	12.832.306
8708301000	Brakes,servo-brakes; parts thereof forvehicles of heading 87.01	11.346	50.714	197.783	734.873
8708302000	Brakes,servo-brakes; parts thereof forvehicles of heading 87.03	269.668	1.106.609	3.841.058	15.542.087
8708309000	Brakes,servo-brakes; parts thereof forvehicles of heading 8702; 8704; 8705	337.651	1.364.560	2.939.643	10.269.511
8708401100	Gear boxes, unassembled for vehicles of heading 87.03	355.527	1.182.729	6.789.353	22.535.202
8708401200	Gear boxes, unassembled for vehicles of subheading 8704.10/heading 8705	37.828	63.585	778.705	1.164.358
8708401900	Gear boxes, unassembled for vehicles of head 8701-8702 & 8704 (exlc 8704.10)	521.109	1.692.142	5.264.902	18.119.960
8708402100	Gear boxes, assembled for agri tractors of subheading 8701.10/8701.90	85	1.147	505	883
8708402200	Gear boxes, assembled for oth vehicle of heading 87.01	1.675	2.600	29.945	47.994
8708402300	Gear boxes, assembled for vehicle of hd87.03	143.726	667.896	1.677.536	7.941.219
8708402400	Gear boxes, assembled for vehicle of subheading 8704.10/heading 8705	10.543	131.738	86.449	277.410
8708402900	Gear boxes, assembled for vehicles of heading 8702 & 8704 (excluding 8704.10)	15.764	51.855	450.194	935.395
8708409000	Parts of gear boxes	88.529	348.147	984.548	2.428.713
8708501100	Drive-axles with differential, unassabl for vehicles of heading 87.03	1.020.660	3.478.036	10.031.753	32.071.354
8708501200	Drive-axles with differential, unassabl for vhcl of subhead 8704.10/head 8705	247.646	474.470	4.825.778	10.628.292
8708501900	Drive-axles with differential, unassabl for vhcl hd 8701-8702&8704(exlc 8704.10)	260.012	661.239	661.292	1.722.945
8708502100	Drive-axles with differential, assabled for agri tractor of subhd 870110,870190	1.400	1.562	10.800	11.396
8708502200	Drive-axles with differential, assabled for other vehicles of heading 87.01	45.656	145.007	976.155	2.845.535
8708502300	Drive-axles with differential, assabled for vehicles of heading 87.03	133.482	654.638	872.849	4.129.100
8708502400	Drive-axles with differential, assabled for vhcl of subhd 8704.10/hd 87.05	57.391	222.285	587.506	2.506.144
8708502900	Drive-axles with differential, assabled for vhcl of hd 8702,8704 (exlc 8704.10)	307.819	1.215.078	4.344.977	12.845.862
8708509000	Parts of drive-axles with differential,non-driving, axles	70.246	425.802	451.935	2.214.286
8708701100	Wheel centre discs and caps for agritractors of subheading 8701.10/8701.90	1.684	4.715	15.126	44.208
8708701200	Wheel centre disc & cap for oth vehicle of heading 87.01	1.954	57.954	21.722	216.160
8708701300	Wheel centre disc & cap for oth vehicle of heading 87.03	181.227	726.204	419.796	1.976.753
8708701400	Wheel centre disc & cap for oth vehicle of subheading 8704.10/heading 87.05	121.027	312.473	133.075	813.807
8708701900	Wheel centre disc & cap for oth vehicle of heading 8702 & 8704 (exlc 8704.10)	537.368	2.117.221	1.044.842	3.389.934
8708709100	Other road wheel for agri tractors of subheading 8701.10/8701.90	0	1.533	0	13.881
8708709200	Other road wheel for oth vehicles of hd87.01	0	153	0	843
8708709300	Other road wheel for vehicles of head87.03	16.804	124.607	133.987	634.174
8708709400	Other road wheel for vehicles of subhd8704.10/heading 87.05	24.770	38.684	78.644	251.988
8708709900	Other road wheel for vehicles of head8702 & 8704 (excluding 8704.10)	432.902	1.553.848	790.797	2.670.782
8708801100	Suspension systems for agri tractors of subheading 8701.10/8701.90	906	5.374	20.947	106.741
8708801200	Suspension systems for oth vehicles of heading 87.01	14.561	65.189	217.358	887.825
8708801300	Suspension systems for vehicles of head87.03	39.447	228.250	149.340	689.343
8708801400	Suspension systems for vehicle of sehd8704.10/heading 87.05	21.584	49.415	174.040	553.706
8708801900	Suspension systems for vehicle of sehd8702 & 8704 (excluding 8704.10)	110.193	394.559	307.993	1.368.187
8708809000	Parts of suspension systems (incl shock-absorbers)	264.221	881.277	2.913.189	10.403.688
8708911100	Radiators systems for agri tractors of subheading 8701.10/8701.90	2.652	29.564	35.036	199.252
8708911200	Radiators for other vehicles of heading87.01	1.980	9.291	54.279	197.669
8708911300	Radiators for vehicles of heading 87.03	38.549	109.188	147.751	680.198
8708911400	Radiators for vehicles of subhd 8704.10 or heading 87.05	6.931	43.042	116.948	717.662
8708911900	Radiators for vehicles of heading 87.02,8704 (exlcuding 8704.10)	127.743	372.844	889.308	2.726.569
8708919000	Parts of radiator	172.383	601.251	1.879.781	7.201.094
8708921000	Silencers (mufflers),exhaust pipe; partsfor vehicles of heading 87.01	853	1.673	733	15.070
8708922000	Silencers (mufflers),exhaust pipe; partsfor vehicles of heading 87.03	329.577	1.406.379	3.576.235	13.969.309
8708923000	Silencers (mufflers),exhaust pipe; partsfor vhcl of subhd 8704.10/head 87.05	281	1.347	7.216	30.751
8708929000	Silencers (mufflers),exhaust pipe; partsfor vhcl of hd 8702,8704 (exlc 8704.10)	121.512	486.413	1.183.246	4.413.934
8708931000	Clutches and parts thereof for agritractors of subhd 8701.10/8701.90	18	3.622	493	95.100
8708932000	Clutches, parts thereof for oth vehicle of heading 87.01	2.338	8.004	22.574	72.596
8708933000	Clutches, parts thereof for oth vehicle of heading 87.03	393.131	1.214.989	4.056.283	13.736.706
8708934000	Clutches, parts thereof for vehicles of subheading 8704.10/heading 87.05	11.594	44.446	199.269	618.289
8708939000	Clutches, parts thereof for vehicles of heading 8702 & 8704 (excluding 8704.10)	200.137	774.667	997.064	3.690.684
8708941000	Steering wheels with airbag assemblies	1.564	65.537	19.050	222.152
8708949100	Oth steering wheels, columns,boxes foragri. tractors of subhd 8701.10,8701.90	5.346	36.775	16.905	120.457
8708949200	Oth steering wheels, columns,boxes forother vehicles of heading 87.01	568	1.430	21.939	57.176
8708949300	Oth steering wheels, columns,boxes forvehicles of subheading 87.03	386.998	1.822.073	5.338.655	24.720.102
8708949900	Oth steering wheels, columns,boxes forfor vehicles of head 8702, 8704, 8705	82.725	251.729	1.030.843	2.682.191
8708951000	Safety airbags with inflater system	33.226	201.484	586.543	2.821.295
8708959000	Parts of safety airbags with inflatersystem	2.905	6.470	100.632	305.385
8708991100	Unassembled fuel tank;engine bracket forvehicles of heading 87.01	191.890	341.164	1.555.423	3.104.218
8708991200	Unassembled fuel tank;engine bracket forvehicles of heading 87.03	51.561	343.883	577.599	4.034.104

**I.3. IMPOR MENURUT KOMODITI / IMPORT BY HS COMMODITY**  
**\*\*\* APRIL / APRIL 2010 \*\*\***

HS	Uraian Komoditi Commodity Description	Berat Bersih / Net Weight (Kg)		Nilai / Value C.I.F (US\$)	
		Bulan ini Current Month	Kumulatif Cum.Jan. to date	Bulan ini Current Month	Kumulatif Cum.Jan. to date
8708991900	Unassembled fuel tank;engine bracket forvehicles of head 87.02; 87.04; 8705	61.916	229.162	504.081	2.043.799
8708999100	Other parts and accesories for agritractors of subhd 8701.10/8701.90	21.934	275.320	174.540	1.447.013
8708999200	Other parts,acces for other vehicles ofheading 87.01	10.162	21.966	298.341	641.442
8708999300	Other parts,acces for other vehicles ofheading 87.03	3.968.536	14.502.426	32.756.271	115.513.644
8708999900	Other parts,acces for other vehicles ofheading 87.02, 8704, 8705	4.028.413	16.459.387	33.061.316	140.118.075
8709110000	Electrical vehicles	5.740	9.724	25.987	63.035
8709190000	Non elect work truck,self-propelled,notfitted with lift/handl equip,in factory	18.363	205.775	67.312	2.385.284
8709900000	Part of work trucks,self-propelled, notfitted with lift/handl equip, in factory	18.283	67.503	117.673	421.268
8710000000	Tanks, other armoured fighting vehicles,motorised, with weapons/not, & parts	9	96.464	392	4.255.757
8711101100	Motorcycle,incl moped,scooters, recipoint combust piston engine < 50 cc, ckd	9.515	19.412	27.420	56.170
8711101900	Other motorcycles, reciprocatinginternal piston engine < 50 cc, ckd	450	450	11.964	11.964
8711109100	Motorcycle,incl moped,scooters, recipoint combust piston engine <50 cc,not ckd	79	499	1.800	7.230
8711109900	Other motorcycles, recipro int pistonengine < 50 cc, not ckd	258	259	778	866
8711201010	Motocross motorcycles, with recipoint combust pist engine, 50-250 cc, ckd	134	134	6.413	6.413
8711201090	Motocross motorcycles, with recipro intcombust pist engine, 50-250 cc, not ckd	5.198	577.031	113.705	613.818
8711202100	Motorcycles, scooters, with recipro intcombust piston engine, 50 -125 cc, ckd	992	13.485	2.924	27.844
8711202300	Motorcycles, scooters, with recipro intcombust piston engine, 150 -200 cc, ckd	0	1.031	0	6.300
8711202400	Motorcycles, scooters, with recipro intcombust piston engine, 200 -250 cc, ckd	0	220	0	5.895
8711203000	Other motorcycles, recipro int pistonengine, 50 -250 cc, ckd	3.391	15.619	4.790	21.257
8711204100	Motorcycles, scooters, with recipro intcombust piston engine, 50-125 cc,not ckd	22.646	59.483	132.663	404.049
8711204200	Motorcycles, scooters, with recipro intcombust piston engine, 125-150cc,not ckd	27.647	102.599	255.065	1.066.763
8711204300	Motorcycles, scooters, with recipro intcombust piston engine, 150-200cc,not ckd	185.061	687.136	1.239.090	4.672.068
8711204400	Motorcycles, scooters, with recipro intcombust piston engine, 200-250cc,not ckd	96.901	460.954	1.745.259	7.947.291
8711209000	Other motorcycles, recipro int pistonengine, 50 -250 cc, not ckd	368	11.048	9.293	65.425
8711301090	Motocross motorcycles, with recipro intcombust pist engine, 250-500 cc, not ckd	2.160	7.497	70.775	80.090
8711401090	Motocross motorcycles, with recipro intcombust pist engine, 500-800 cc, not ckd	0	4.442	0	29.750
8711409000	Other motorcycles, recipro int pistonengine, 500 -800 cc, not ckd	674	3.230	17.031	193.265
8711502000	Other motorcycles, recipro int pistonengine, > 800 cc, ckd	0	1	0	831
8711509000	Other motorcycles, recipro int pistonengine, > 800 cc, not ckd	3.669	10.324	41.574	378.474
8711909000	Other motorcycles, not ckd	5.051	14.988	110.602	397.395
8712001000	Racing bicycles	765	18.375	1.565	51.082
8712002000	Bicycles designed to be ridden bychildren	1.090.035	4.041.689	700.493	2.691.193
8712003000	Other bicycles	1.301.060	4.897.397	683.857	2.672.453
8712009000	Other cycles	775.064	3.049.240	1.338.996	4.510.950
8713100000	Carriages for disabled persons, notmechanically propelled	35.783	179.219	74.881	389.434
8713900000	Carriages for disabled persons,mechanically propelled	8.283	59.938	42.572	156.880
8714110000	Saddles of motorcycles (incl. mopeds)	3.761	27.533	25.016	121.515
8714190010	Clutch assembly of motorcycles(incl. mopeds)	129.290	605.122	1.796.541	8.711.345
8714190020	Gear assembly of motorcycles(incl. mopeds)	324.607	1.264.030	1.276.862	5.024.549
8714190030	Spokes/nipples of motorcycles(incl. mopeds)	2.700.021	10.093.958	20.270.849	74.384.430
8714190040	Oth part & acces, for motorcycles ofsubheading, 8711.10, 8711.20/8711.90	225.591	963.609	105.621	959.919
8714190090	Oth part & acces, for motorcycles ofsubheading, 8711.30, 8711.40/8711.50	1.032.417	5.237.531	5.355.443	20.246.967
8714201100	Castors of a dia (incl. tyres) 76-100 mmthat the wheel width > 30 mm	235	235	1.129	1.129
8714201200	Castors of a dia(incl. tyres) 101-250 mmthat the wheel width > 30 mm	0	19	0	305
8714201900	Castors of a dia(incl. tyres) > 250 mmthat the wheel width > 30 mm	2.489	7.702	12.611	54.849
8714209000	Other parts of carriages for disabledpersons	13.201	35.601	17.939	55.636
8714911000	Frames & forks for bicycles of subhead8712.00.20	109.341	299.103	151.630	409.891
8714919000	Oth parts of forks	222.942	913.879	1.266.724	5.656.978
8714921000	Wheel rims and spokes for bicycles ofsubheading 8712.00.20	21.962	84.572	26.789	98.922
8714929000	Other wheel rims and spokes	203.240	673.259	1.087.534	3.116.618
8714931000	Hubs,(exlc coaster brake hub, hub brake,free/sprocket-wheel), bicycle 8712.00.20	21.995	64.219	37.828	324.171
8714939000	Oth hub, (exlc coaster braking hub, hubbrake, free/sprocket-wheel)	112.675	419.403	589.502	2.099.498
8714941000	Brakes,(incl coast brake hub,hub brake)for bicycles of subheading 8712.00.20	55.116	150.143	124.194	379.274
8714949000	Oth brakes, (incl coaster braking hubs,hub brakes)	81.833	889.309	659.347	3.513.039
8714951000	Saddles for bicycles of subhd 8712.00.20	22.702	87.397	28.130	78.129
8714959000	Other saddles	24.239	274.167	148.006	711.917
8714961000	Pedals and crank-gear,& parts thrf forbicycles of subheading 8712.00.20	30.959	63.612	21.171	48.775
8714969000	Other pedals and crank-gear,& parts thrf	131.002	605.637	365.641	1.847.746
8714991000	Parts & accessories of bicycle of subhd8712.00.20	1.010.496	3.970.158	7.165.894	27.205.546
8714999000	Parts & accessories of vehicle of head87.11 to 87.13. (exlc. 8712.00.20)	711.020	3.743.612	2.330.452	10.797.331
8715000000	Baby carriages, trailers, semi-trailers,oth vhcl, not mechanically propel;& part	118.488	538.165	303.084	1.112.505
8716200000	Self-loading/self-unloading trailers &semi-trailers for agricultural purposes	30.000	30.000	25.431	25.431
8716310000	Tanker trailers,tanker semi-trailers forthe transport of goods	19.947	407.697	168.656	3.290.517
8716394000	Agricultural trailers and semi-trailers	87.886	262.204	447.344	1.336.744
8716399000	Other trailers and semi-trailers for thetransport of goods	94.749	451.235	137.985	372.512
8716400000	Other trailers and semi-trailers	368.601	1.364.996	596.289	5.058.853
8716801000	Cart,wagon,sack truck,hand trolleys &similar hand-propelled vhcl used in fact	70.312	222.067	95.494	417.590
8716802000	Wheelbarrows a kind used in factory/workshops	145.234	432.644	129.816	322.710
8716809000	Oth vehicles, not mechanically propelled	32.446	88.597	159.804	367.835
8716901100	Wheels for trailers and semi-trailers	141.164	825.037	306.590	1.150.562
8716901300	Other parts for goods of subheading8716.20	21.452	43.621	31.602	102.972
8716901900	Other parts for trailers, semi-trailers	311.893	1.068.306	930.315	4.189.230
8716909100	Parts for goods of subhead 8716.80.10or 8716.80.20	27.647	182.569	25.011	189.482
8716909900	Other parts for other vehicles	242.372	887.242	650.641	2.079.243
8801000000	Balloon,dirigibles,glider, hang glidersand other non-powered aircraft.	0	53	0	181
8802110000	Helicopters of an unladen weight <=2,000 kg	0	8.425	0	2.385.813
8802120000	Helicopters of an unladen weight >2,000 kg	0	13.950	0	26.900.000
8802201000	Aeroplanes of an unladen weight<= 2,000 kg	0	14.000	0	1.319.063



**I.3. IMPOR MENURUT KOMODITI / IMPORT BY HS COMMODITY**  
**\*\*\* APRIL / APRIL 2010 \*\*\***

HS	Uraian Komoditi Commodity Description	Berat Bersih / Net Weight (Kg)		Nilai / Value C.I.F (US\$)	
		Bulan ini Current Month	Kumulatif Cum.Jan. to date	Bulan ini Current Month	Kumulatif Cum.Jan. to date
8802301000	Aeroplane of an unladen weight >2,000 kg and <= 15,000 kg	1.893.068	1.895.620	1.222.454	2.776.156
8802401000	Aeroplanes of an unladen weight > 15,000 kg	280.536	1.315.838	236.085.200	976.153.214
8803100000	Propellers, rotors, parts thereof of heading 88.01/88.02.	1.337	14.604	81.636	438.879
8803200000	Under-carriages, parts thereof heading 88.01/88.02.	527	3.070	3.104	152.876
8803300000	Other parts of aeroplanes/helicopters heading 88.01/88.02.	9.164	877.851	3.210.414	30.222.993
8803901000	Parts of telecommunication satellites	7	8.767	16.118	1.092.032
8803902000	Parts of balloons, gliders/kites	0	13	0	16.841
8803909000	Other parts of goods of heading 88.01 or 88.02	1.965	5.526	485.212	2.234.301
8804000000	Parachutes (incl dirigible parachutes, paragliders) & rotocooters, parts, accessories	4.205	5.992	724.452	1.996.160
8805100000	Aircraft launching gear, part thereof, deck arrestor/similar gear, part thereof	8	8	2.000	2.000
8805210000	Air combat simulators & parts thereof	0	1.010	0	2.729.260
8805299000	Parts of ground flying trainers	0	1.521	0	839.187
8901101000	Cruise ships, excursion boats, ferry-boats of gross tonnage <= 26 ton	0	764.000	0	342.048
8901102000	Cruise ships, excursion boats, ferry-boats of gross tonnage > 26 but <= 250 ton	0	4.376.094	0	2.769.220
8901103000	Cruise ships, excursion boats, ferry-boats of gross weight > 250 but <= 500 ton	1.345.000	3.733.922	263.691	5.392.424
8901106000	Cruise ships, excursion boats, ferry-boats of gross tonnage > 5000 ton	37.224	37.224	96.000	96.000
8901205000	Tankers of gross tonnage > 4000 but <= 5000 ton	2.152.000	2.155.751	1.337.875	1.350.454
8901206000	Tankers of gross tonnage > 5000 ton	228.679.000	272.130.034	202.738.303	250.713.366
8901901200	Other vessels, not motorised of gross tonnage > 26 but <= 250 ton	620.400	1.132.400	500.309	8.900.809
8901901400	Other vessels, not motorised of gross tonnage > 500 ton	11.733.000	55.664.473	27.640.000	88.196.913
8901902100	Other vessels, motorised of gross tonnage <= 26 ton	1.577	1.577	315.000	315.000
8901902200	Other vessels, motorised of gross tonnage > 26 but <= 250 ton	0	152.000	0	2.337.819
8901902300	Other vessels, motorised of gross tonnage > 250 but <= 500 ton	499.000	2.508.000	321.090	5.367.177
8901902400	Other vessels, motorised of gross tonnage > 500 but <= 4000 ton	15.432.000	32.955.550	8.594.473	32.586.341
8901902500	Other vessels, motorised of gross tonnage > 4000 but <= 5000 ton	511.000	511.000	576.000	576.000
8901902600	Other vessels, motorised of gross tonnage > 5000 ton	7.278.000	37.745.000	38.973.105	58.960.754
8902001100	Fishing vessels of gross tonnage <= 26 ton	672.000	1.523.500	453.757	649.282
8902001400	Fishing vessels of gross tonnage > 100 but <= 250 ton	397.000	397.000	567.729	567.729
8902001500	Fishing vessels of gross tonnage > 250 but <= 4000 ton	2.585.500	3.173.610	3.956.968	4.496.360
8902009500	Factory ships & other vessels for proc/preserv fish. of 250<gro ton<=4000 ton	315.000	315.000	685.912	685.912
8903100000	Yachts & other vessels for pleasure/sports rowing boats & canoes, inflatable	893	33.547	3.150	45.135
8903910000	Sailboats, with/without auxiliary motor, not inflatable	76.187	89.236	16.104.708	16.268.188
8903920000	Motorboats, other than outboard motor, not inflatable	463.000	499.130	34.202.351	34.358.101
8903990000	Other vessels for pleasure/sports; canoes, not inflatable	1.027	63.395	7.966	539.146
8904001100	Tugs of gross tonnage <= 26 ton	140.000	140.000	1.176.610	1.176.610
8904001900	Tugs of gross tonnage > 26 ton, of a power <= 4000 hp	710.000	6.396.530	25.896.468	67.019.575
8904002100	Tugs of gross tonnage < 26 ton, of a power <= 4000 hp	0	3.737.293	0	10.118.118
8904002900	Tugs of gross tonnage > 26 ton, of a power > 4000 hp	0	899.000	0	15.157.660
8905100000	Dredgers	1.104.776	2.472.776	1.679.569	5.608.992
8905200000	Floating/submersible drilling/production platforms	0	823.644	0	2.036.429
8905901000	Floating docks of a gross ton > 100 tons	0	9.010	0	96.914
8905909000	Other vessels w/ navigability of which is subsidiary to their main function	1.680.856	39.048.890	1.088.683	172.239.468
8906901000	Lifeboats other than rowing boats, other vessels of displacement <= 30 tons	32.164	55.834	690.044	897.799
8906909000	Lifeboats other than rowing boats, other vessels of displacement > 30 tons	31.158	539.915	201.892	21.860.657
8907100000	Floating structures, inflatable rafts	20.702	106.065	189.745	562.948
8907901000	Buoys	8.852	43.406	19.289	397.498
8907909000	Other floating structures	314.637	635.831	548.438	2.474.891
8908000000	Articles of headings 89.01-89.06 imported for breaking up	701	1.218	27.757	34.528
9001101000	Optical fibres, optical fibre bundles & cables for telecom. & other electrical use	20.383	60.629	759.008	3.259.311
9001109000	Optical fibres, optical fibre bundles & cables for other purpose	4.426	15.873	338.821	1.202.482
9001200000	Sheets & plates of polarising material	3.429	8.283	15.313	122.890
9001300000	Contact lenses	59.119	246.922	6.975.086	23.695.638
9001400000	Spectacle lenses of glass	0	5.063	0	73.360
9001500000	Spectacle lenses of other materials	17.490	65.249	711.268	2.257.177
9001901000	Lenses & optic elements for photographic/cinematographic cameras	1.957	33.777	486.405	2.607.680
9001909010	Lenses & prisms for lighthouses/beacons	48	6.300	57.744	2.253.504
9001909090	Other elements of glass not optically worked	7.431	16.144	1.594.994	4.670.976
9002111000	Objective lenses for cinematographic projector	1	17	55	272
9002119000	Objective lenses for cameras & other projector	3.160	20.619	185.156	621.797
9002190000	Objective lenses for other instruments & apparatus	3.775	9.881	145.982	323.875
9002202000	Filters for cinematographic cameras, photographic cameras & other projectors	3.050	6.866	7.783	20.387
9002203000	Filters for telescopes/microscopes	158	539	1.827	106.070
9002209000	Filters for other instruments & apparatus	87	4.088	1.678	72.792
9002901000	Lenses & prisms for lighthouses/beacons	84	133	3.774	4.520
9002902000	Lenses & prisms for cinematographic projectors	0	1.613	0	8.370
9002903000	Lenses & prisms for cinematographic camera, photographic cameras & other projectors	291	330	9.246	13.599
9002909000	Lenses & prisms for other instruments	5.247	40.457	37.614	5.517.485
9003110000	Frames & mountings for spectacles, goggles of plastics	10.654	24.705	59.081	209.710
9003190000	Frames & mountings for spectacles, goggles of other materials	11.509	45.234	85.487	341.032
9003900000	Parts of frames & mountings for spectacles, goggles & the like	6.986	20.626	39.319	342.317
9004100000	Sunglasses	63.690	265.398	620.668	1.821.318
9004901000	Corrective spectacles	15.230	54.221	140.399	463.725
9004902000	Corrective goggles	209	481	2.904	5.669
9004905000	Protective goggles	1.389	7.594	10.974	44.602
9004909000	Other spectacles & goggles	57.630	217.220	248.637	989.629
9005100000	Binoculars	13.097	21.611	79.008	1.420.520
9005809000	Monoculars & other optical telescopes	7.402	69.988	39.082	387.012
9005901000	Parts & accessories (incl mountings) for astron. cal instr. ex. instrum. f. rad. astr	282.647	282.648	767.944	767.954

**I.3. IMPOR MENURUT KOMODITI / IMPORT BY HS COMMODITY**  
**\*\*\* APRIL / APRIL 2010 \*\*\***

HS	Uraian Komoditi Commodity Description	Berat Bersih / Net Weight (Kg)		Nilai / Value C.I.F (US\$)	
		Bulan ini Current Month	Kumulatif Cum.Jan. to date	Bulan ini Current Month	Kumulatif Cum.Jan. to date
9005909000	Parts&accessories (include mountings)for oth optical telescopes	24	47.236	927	733.808
9006101000	Laser photo plotters	37	1.152	734	5.300
9006109000	Oth cameras of a kind used forpreparing printing plates/cylinders	669	717	1.696	5.266
9006300000	Cameras specially design for underwater use for aerial survey, medical,or	30	209	1.806	43.345
9006400000	Instant print cameras	118	988	289	10.507
9006510000	Oth cameras with a slr, for roll filmof a width <= 35 mm	2.227	2.243	13.000	22.317
9006520090	Other cameras for roll film of a width> 35 mm	0	296	0	5.913
9006599010	Camr.of a kind used for recording doc.on mic.film, microfiche/oth microforms	0	231	0	8.355
9006599090	Other camera for recording documenton mic.film, microfiche/oth microforms	10	941	20.294	25.900
9006610000	Discharge lamp ("electronic") flashlight	1.079	2.325	4.145	29.535
9006690000	Oth photographic flashlight apparatus& flashbulbs	11.321	26.193	21.273	73.285
9006911000	Parts & accessories for laser photoplotters of subhd 9006.10.10	0	382	0	14.201
9006913000	Parts & accessories for cameras ofsubhead. 9006.40.00 to 9006.53.00	114	9.764	528	34.046
9006919000	Other parts & accessories for cameras	9.982	12.957	55.618	83.609
9006991000	Parts & accessories for photographicflash-light apparatus	5.702	10.300	1.344.735	3.785.323
9006999000	Parts & accessories not for photograpflash-light apparatus	5.166	17.201	536.588	1.806.515
9007190000	Other cinematographic cameras	4.821	11.389	115.363	331.201
9007201000	Projectors for film of <16 mm in width	0	1.850	0	4.636
9007209000	Oth projectors whether/not incorp.sound recording/reproducing apparatus	9.166	22.332	80.623	188.818
9007910000	Parts and accessories for cameras	14.397	72.673	211.057	690.641
9007920000	Parts and accessories for projectors	4.400	14.028	102.921	1.222.796
9008100000	Slide projectors, oth thancinematographic	0	212	0	2.150
9008200000	Microfilm, microfiche/oth m. readers,whether/not capable of prod. copies	152	343	2.500	2.688
9008300000	Other image projectors	8.819	37.336	126.081	314.797
9008409000	Other photographic enlargers andreducers (other than cinematographic)	574	3.913	10.805	20.668
9008909000	Parts and accessories of other imageprojectors	800	11.409	5.138	51.140
9010100000	Apparatus and equipment forautomatically developing x-ray film	7.383	54.740	469.798	908.077
9010501000	App. for the projec./drawing of circ.patt.on sensit.substrates for mk ofPCB	17.780	18.107	115.929	125.202
9010509000	Oth app&equip for p.grap (includingcinematographic); negatoscopes	828	1.425	46.022	52.979
9010600000	Projection screens of 300 inchesor more	73.877	247.526	167.133	550.407
9010901000	Parts&acc. for projection screens,/for articals of subheading 9010.10	0	129	0	396
9010903000	Parts&acc.of app for the projection/drawing of circuit patt. of PCB/PWBs	232	232	502	502
9010909000	Parts & acc.of oth apparatus&equipfor photographic laboratories	35.762	61.962	130.218	234.960
9011100000	Stereoscopic microscopes	10	2.301	902	108.662
9011200000	Other microscopes, for photomicrograpcinephotomicrography/microproject	4.899	19.371	534.549	1.250.919
9011800000	Other microscopes	21.565	32.513	331.562	934.473
9011900000	Parts and accessories of stereoscopicmicroscope	132	972	57.313	110.968
9012100000	Microscopes oth than optical microscopediffraction apparatus	6.760	64.305	97.376	244.025
9012900000	Parts and accessories for microscope	0	1.314	0	16.605
9013100000	Telescopic sights for fitting to armsperiscopes; telescopes design to form	1	23	90	1.303
9013200000	Lasers, other than laser diodes	2.271	6.366	65.256	127.112
9013801000	Optical error verifications&repairapp.for PCB/PWBs&PCAs	396	2.630	31.565	208.737
9013802000	Liquid crystal devices	5.839	20.819	557.858	1.930.973
9013809000	Other devices, appliances&instrumentsof other optical appliances	13.052	63.132	2.181.419	4.470.881
9013901000	Parts & accessories of goods ofsubheading 9013.20.00	3	1.042	43	31.860
9013909000	Parts&accessories of other goods ofsubheading 90.13	227	369	43.007	72.874
9014100000	Direction finding compasses	30.718	72.596	128.585	373.319
9014200000	Instrum.&appl.for aeronautical/spacenavigation (other than compasses)	28	54	102.225	233.409
9014801000	Navig'nal instrum.&appl.used on ships,work with an automatic data processor	675	12.716	10.587	510.234
9014809000	Other navigationalinstruments&appliances	9.885	74.105	1.248.740	3.709.732
9014901000	Parts&acc.of ships navig'nal instrumwork with an automatic data process.	299	182.541	350.112	41.292.514
9014909000	Parts&accessories of oth navigationalinstruments&appliances	2.505	7.870	214.321	657.068
9015109000	Other rangefinders	1.937	16.396	19.354	315.284
9015200000	Theodolites and tachymeters(tacheometers)	2.655	4.409	143.958	235.856
9015300000	Levels [measuring higher of ground]	2.485	38.815	61.408	223.993
9015400000	Photogrammetrical surveyinginstruments & appliances	992	16.365	91.283	532.981
9015801000	Radio sonde and radio wind apparatus	416	9.730	280.989	530.822
9015809000	Other instruments&appliancesfor surveying	33.821	265.130	3.451.487	17.828.965
9015900000	Parts&accessories of surveyinginstruments and appliances	82.970	377.636	7.691.191	24.661.219
9016001000	Balances of a sens'vity of 5cg/better,w/without their weights, electronic	1.579	13.748	15.130	185.919
9016009000	Balances of a sens'vity of 5cg/better,w/without their weights,not electronic	11.855	35.902	262.492	610.672
9017101000	Plotters whether i/o units of hd 84.71or drawing/drafting of head 90.17	1.412	1.774	21.203	72.544
9017109000	Other drafting tables & machines,whether/not automatic	6.118	20.957	38.312	173.363
9017201000	Rulers	50.735	91.664	85.629	181.559
9017203000	App.for the project/drawing of circ.patt.on sens'zed subs' for mfc.of PCB	126	193	2.264	8.766
9017209000	Other drawing, marking-out/mathematical calculating instruments	33.935	128.211	100.347	423.167
9017300000	Micrometers, callipers and gauges	25.117	134.492	631.325	2.709.893
9017800000	Other instruments micrometerscallipers&gauges	104.680	426.153	1.221.851	2.911.847
9017902000	Parts&acc.of app for the project/drwgof circ.patt.on sens.subs'tes for PCB	0	55	0	1.438
9017903000	Parts&acc.of photo plotters for themanufac. of PCB/PWBs	234	894	19.221	60.137
9017909000	Parts and accessories of otherinstruments	644	6.377	149.226	310.333
9018110000	Electro-cardiographs	2.519	13.279	90.277	1.042.021
9018120000	Ultrasonic scanning apparatus	8.616	20.736	667.193	1.806.323
9018130000	Magnetic resonance imagingapparatus	287	105.201	44.494	4.473.902
9018140000	Scintigraphic apparatus	0	964	0	166.248
9018190000	Other electro-diagnostic apparatus	35.199	185.313	1.953.543	8.191.314
9018200000	Ultra-violet/infra-red ray apparatus	13.162	30.828	764.601	1.733.036
9018311000	Disposable syringes	105.602	392.852	901.458	2.851.586

**I.3. IMPOR MENURUT KOMODITI / IMPORT BY HS COMMODITY**  
**\*\*\* APRIL / APRIL 2010 \*\*\***

HS	Uraian Komoditi Commodity Description	Berat Bersih / Net Weight (Kg)		Nilai / Value C.I.F (US\$)	
		Bulan ini Current Month	Kumulatif Cum.Jan. to date	Bulan ini Current Month	Kumulatif Cum.Jan. to date
9018319000	Other syringes, with/without needles	17.436	160.073	293.366	2.190.250
9018320000	Tubular metal needles and needles forsutures	11.285	126.617	235.446	1.464.378
9018391000	Oth. catheters	15.822	29.573	452.627	686.453
9018392000	Oth.tubular metal needles and needlesfor sutures	179	8.055	9.424	129.896
9018399000	Other instruments and appliances,used in dental science	497.060	1.289.873	2.349.273	8.890.286
9018410000	Dental drill eng.,whether/not comb.on a single bs with oth dental equip.	0	1	0	19
9018490000	Oth.dental drill eng.,whether/not comb.on a single bs with oth dental equip.	21.147	40.053	108.674	312.988
9018500000	Other ophthalmicinstruments&appliances	24.267	26.958	444.066	860.005
9018902000	Intravenous administration set (adult)	2.080	11.643	121.763	387.174
9018903000	Electronic instruments and appliances	5.914	52.222	321.943	2.118.366
9018909000	Other instruments&appliances inmedical	260.764	971.576	3.571.542	13.650.460
9019101000	Electr. mechano-therapy appl.massageapparatus	57.831	246.390	771.798	2.262.961
9019109000	Oth. electr. mechano-therapy appl.massage app.	23.714	86.497	108.562	763.238
9019200000	Ozone therapy,oxygen therapy, aerosoltherapy, artificial respiration/other	4.520	20.267	192.403	917.519
9020000000	Oth breathing appl.&gas masks, excl.protec.masks having neith. mech'l part	16.067	96.285	299.830	1.781.238
9021100000	Orthopaedic/fracture appliances	5.199	34.118	43.366	206.628
9021210000	Artificial teeth	0	1.180	0	98.921
9021290000	Other artificial teeth	0	1.140	0	8.166
9021310000	Artificial joints	0	111	0	151.591
9021390000	Other artificial joints	0	1.509	0	17.957
9021400000	Hearing aids, excluding parts andaccessories	85	565	145.864	840.815
9021500000	Pacemakers for stimulating heartmuscles,excluding parts&accessories	11	22	14.863	37.509
9021900000	Oth appl.which are worn/carried/implanin the body,to comp'ate for a defect	5.647	58.085	14.886.870	54.629.608
9022120000	Computed tomography apparatus	273	43.734	73.368	5.379.754
9022130000	Oth. computed tomography apparatusfor dental use	0	3.051	0	167.850
9022140000	Oth. computed tomography apparatusfor medical, surgical/veterinary uses	26.314	92.486	1.445.180	6.561.180
9022191000	X-ray app for the physical inspectionof solder joints on PCB/PWB assemblies	2.201	5.961	64.000	363.218
9022199000	X-ray apparatus for other uses	2.817	17.927	97.153	1.121.242
9022210000	Alpha,beta/gamma radiations app formedic.surgical,dental/veterinary uses	0	3.692	0	20.001
9022290000	Alpha, beta/gamma radiationsapparatus for other uses	802	2.397	37.158	282.342
9022300000	X-ray tubes for medical, surgical,/veterinary uses	234	1.951	26.742	593.880
9022901000	Parts&acc.of x-ray app f the physicalinspec.of solder joints on PCAs	1	1	613	613
9022909000	Parts & accessories for other x-ray,alpha,beta/gamma radiations apparatus	1.384	18.391	177.904	649.840
9023000000	Instrum. app.&models,for demonstra'nalpurp.(exam. in education/exhibitions)	34.519	90.943	4.161.749	9.645.227
9024101000	Machines and appliances for testingmetals, electrically operated	6.507	37.455	131.398	538.292
9024109000	Machines and appliances for testingmetals, non-electrically operated	4.553	34.125	161.193	1.466.626
9024801000	Machines & appliances for testingother material, electrically operated	4.923	31.288	319.141	1.870.840
9024809000	Machines &appliances for testing othermaterial, non-electrically operated	3.481	29.682	92.252	1.645.920
9024901000	Parts&acc. for elec. operated machinesand appliances for testing materials	9.310	34.358	746.426	1.848.577
9024902000	Parts&acc.for non-elect'ly operatedmachines&appl. for testing materials	2.368	4.065	76.481	144.391
9025110000	Thermometers&pyrometers not combinedwith oth instruments, liquid filled	6.538	36.813	153.976	337.845
9025191000	Thermometers&pyrometers not combinedwith oth instruments, electrical	26.272	51.642	212.585	1.012.391
9025192000	Thermometers&pyrometers not combinedwith oth instruments, non electrical	10.791	29.229	80.482	625.045
9025801000	Temperature gauges for motor vehicles	3.126	16.458	16.319	168.525
9025802000	Oth. temperature gauges for motor vehic.electrical	10.077	22.363	121.538	553.435
9025803000	Oth. temperature gauges for motor vehic.non electrical	4.418	14.089	113.351	278.663
9025901000	Parts and accessories for electricallyoperated instruments	1.169	27.370	44.609	221.967
9025902000	Parts & accessories for non-electrically operated instruments	2.411	11.625	32.372	130.393
9026101000	Level gauges for motor vehicleselectrically operated	15.735	73.702	352.678	1.242.801
9026102000	Level gauges for motor vehicles notelectrically operated	11.296	35.230	128.130	476.070
9026103000	Oth measur/checking the flow/level ofliquids instrum.,elec.oprt	18.169	76.219	857.955	4.871.884
9026109000	Oth measur/checking the flow/level ofliquids instrum.,not elec.op	24.634	118.252	436.534	2.349.590
9026201000	Presure gauges for motor vehicles,electrically operated	6.046	26.053	90.283	599.686
9026202000	Pressure gauges for motor vehicles,not electrically operated	3.505	16.677	44.161	180.772
9026203000	Other measuring/checking pressureinstruments, electrically operated	21.957	103.297	920.956	3.678.989
9026204000	Other measuring/checking pressureinstruments, not electrically operated	30.773	99.811	516.595	1.656.563
9026801000	Oth instruments,sp.app. for measuring, electrically operated	9.537	115.325	811.357	3.752.601
9026802000	Oth instruments/app. for measuring,not electrically operated	101.091	353.850	780.903	1.961.906
9026901000	Parts&acc. for electrically operatedinstruments and apparatus	14.707	85.223	1.016.494	4.563.128
9026902000	Parts&acc.for nn-electrically operatedinstruments and apparatus	26.924	90.999	1.079.820	2.525.842
9027101000	Gas/smoke analysis apparatus,electrically operated	5.435	61.365	365.530	1.425.724
9027102000	Gas/smoke analysis apparatusnot electrically operated	1.096	5.884	97.065	637.263
9027201000	Chromatographs&elektrophoresis instrum, electrically operated	13.212	15.431	1.258.177	1.420.349
9027202000	Chromatographs&elektrophoresis instrum, not electrically operated	172	7.182	3.605	46.923
9027301000	Spectrometers,sp.photometers&sp.graphsuse optic radiat,elect'ly operated	1.315	10.115	389.055	1.266.802
9027302000	Spectrometers,sp.photometers&sp.graphsuse optic radiat,nt-elect'ly operated	1.719	6.962	94.531	362.121
9027501000	Oth instrum.&app.using optic radiat'ns(uv, visible, ir), electr'ly operated	12.676	36.679	546.483	5.386.812
9027502000	Oth instrum.&app.using optic radiat'ns(uv,visible,ir),not-elect'ly operated	114	2.350	11.647	90.506
9027801000	Exposure meters	1.025	4.631	365.061	954.728
9027802000	Coagulometers	474	2.971	45.824	444.147
9027803000	Other instruments and apparatuselectrically operated	4.330	47.647	289.862	3.130.521
9027804000	Other instruments and apparatusnot electrically operated	717	14.884	70.081	1.303.196
9027901000	Parts&acc.includg PCA of h 90.27,othfor gas/smoke analysis app.&microtomes	487	6.642	73.090	472.213
9027909100	Parts&acc. of gas/smoke analysis app.and microtomes, electrically operated	205	3.248	26.426	158.374
9027909900	Parts&acc. of gas/smoke analysis app.&microtomes,not-electrically operated	4.338	86.621	355.025	2.402.402
9028101000	Gas meters of a kind mounted in gascontainers	1.430	20.446	37.390	182.969
9028109000	Other gas meters of kind mountedin gas containers	1.058	88.192	62.230	504.376
9028201000	Totalizing water meters	62.495	271.049	249.036	907.159

**I.3. IMPOR MENURUT KOMODITI / IMPORT BY HS COMMODITY**  
**\*\*\* APRIL / APRIL 2010 \*\*\***

HS	Uraian Komoditi Commodity Description	Berat Bersih / Net Weight (Kg)		Nilai / Value C.I.F (US\$)	
		Bulan ini Current Month	Kumulatif Cum.Jan. to date	Bulan ini Current Month	Kumulatif Cum.Jan. to date
9028209000	Other liquid meters	19.903	62.336	54.415	551.651
9028301000	Kilowatt hour meters	17.397	102.609	326.954	872.817
9028309000	Other electricity meters	69.765	144.820	535.543	1.298.175
9028901000	Water meter housings/bodies	8.312	13.748	43.745	82.418
9028909000	Oth parts&accessories of gas, liquid/electricity supply/production meters	238.370	1.697.548	17.162.927	51.359.248
9029102000	Taximeters	0	4.798	0	67.252
9029109000	Mileometers, pedometers and the like	5.828	22.220	159.959	795.316
9029201000	Speedometer for motor vehicles	55.563	246.577	742.413	3.527.226
9029202000	Tachometers for motor vehicles	28.277	147.786	358.065	1.693.450
9029209000	Oth speed indicators&tachometers;stroboscopes	65.960	279.555	1.521.621	6.427.542
9029901000	Parts&acc.of goods of sub h 9029.10/of stroboscopes of subheading 9029.20	62.234	230.483	1.015.344	3.593.077
9029902000	Parts and accessories of goods of subheading 9029.20	115.220	479.320	2.690.547	12.847.730
9030100000	Instruments & apparatus for measuring/detecting ionising radiations	1.261	9.610	32.070	2.218.816
9030200000	Cathode-ray oscilloscopes & cathode-ray oscillographs	1.828	10.849	86.922	545.028
9030310000	Multimeters without a recording device	12.634	41.550	53.929	391.554
9030320000	Multimeters with a recording device	6.979	14.717	78.639	402.186
9030331000	Instruments and apparatus for measuring/check voltage without a rec. device	676	20.194	14.714	317.340
9030332000	Impedance-measuring instruments and apparatus designed to provide visual	4.022	8.365	55.819	434.926
9030333000	Ammeters and voltmeters for motor vehicles	1.874	14.020	16.627	56.455
9030339000	Oth instr&app for meas'g/check.voltagecurr.resist./power,w/o record. device	16.888	81.829	209.093	860.919
9030390000	Other heading 90.30with a recording device	24.365	51.523	395.286	1.718.823
9030400000	Other instruments and apparatus,designed for telecommunications	24	3.097	3.860	912.798
9030821000	Wafer probers	42	401	6.374	10.872
9030829000	Oth instrum.&app.for measuring/checking semiconductor wafers/devices	5.080	22.557	161.546	2.302.786
9030841000	Instruments & app., with a recordingfor measure, check electrical quantities	832	3.613	6.658	320.595
9030849000	Oth instru. and app., with a recordingfor measure, check electrical quantities	1.633	6.614	4.442	124.445
9030891000	Instru.&app.s,w/o recording device forgoods other than subheading 9030.39	359	16.342	361.960	983.141
9030899000	Other instruments & apparatus,without recording device	4.514	18.171	150.157	1.736.950
9030901000	Parts&accessories including PCA ofgoods of subhead 9030.40&9030.82	1.463	10.951	77.717	878.770
9030902000	Parts&acc. of instrum.&app for measure/check elect'al quantities on PCB&PCAs	684	21.216	72.062	482.812
9030903000	Parts&acc.of optical instrum.&appl.for measuring/checking PCB/PWBs&PCAs	5	869	540	135.382
9030909000	Other parts&accessories of goods ofhead 90.30	7.565	26.837	448.361	2.607.925
9031101000	Machines for balancing mechanicalparts, electrically operated	71.775	209.701	584.064	4.072.617
9031102000	Machines for balancing mechanicalparts, not electrically operated	7.974	45.094	54.588	235.300
9031201000	Test benches, electrically operated	12.687	72.030	839.918	2.299.475
9031202000	Test benches,not electrically operated	3.507	12.189	86.663	345.969
9031410000	Oth optical instrum.&appl.for inspec.s.cond.wafers/devices/p.masks/reticles	11.498	13.897	147.987	845.672
9031491000	Optic' instrum&appl.for measur surfaceparticulate contamn. on s.cond. wafers	165	1.884	2.229	176.089
9031492000	Optical error verification&repair app.for PCB/PWBs and PCAs	0	7	0	647
9031493000	Optical instrum.&appl. for measuring/checking PCB/PWBs&PCAs	200	11.556	90.708	663.144
9031499000	Other optical instruments andappliances for other purposes	49.604	78.423	464.082	1.459.024
9031801100	Cable test equipment, electricallyoperated	20.391	78.059	536.234	1.744.186
9031801900	Cable test equipment, not electricallyoperated	1.377	3.015	15.404	128.668
9031809200	Other instruments, appliances&machinesof head 90.31, electrically operated	138.205	424.064	3.049.660	15.790.119
9031809900	Other instruments, appl.&machines ofhead 90.31, not electrically operated	10.554	47.165	533.145	1.835.889
9031901100	Parts&acc.incl.PCA of optical instrum.&appl. for inspecting s.cond. wafers	248	34.165	58.113	617.024
9031901200	Parts&acc.of optical error verifc.&repair app.for PCB/PWBs&PCAs	4	296	88	9.887
9031901300	Parts&acc.of optic. miscroscopes fittedw/equip.for hand&trans.of s.cond wafer	0	15	0	11.576
9031901900	Parts&accessories for otherelectrically operated equipment	7.394	39.967	278.050	1.755.613
9031902000	Parts&accessories for non-electricallyoperated equipment	3.912	22.770	85.001	674.583
9032101000	Thermostats, electrically operated	65.132	236.494	701.717	2.484.104
9032102000	Thermostats, not electrically operated	9.929	32.826	110.454	457.014
9032201000	Manostats, electrically operated	1.559	4.996	65.269	157.577
9032202000	Manostats, not electrically operated	803	5.139	15.675	36.685
9032810000	Hydraulic/pneumatic regulating/ctrlinginstrumens and apparatus	42.573	134.440	518.834	1.786.418
9032891000	Instru.&app.fitt.with anautomatic dataprocess.mach. for controll the propul.	5.882	2.246.161	69.539	7.038.380
9032892000	Automatic instrum.&app.for controllingchem./electro-chem.solutions in PCA/PWB	1.033	5.997	9.700	574.162
9032893100	Automatic regulating voltage units(stabilizers)	88.133	330.775	288.661	1.479.046
9032893900	Oth automatic regulating/controllinginstrum.&app., electrically operated	154.474	315.544	1.786.064	5.876.273
9032899000	Oth automatic regulating/controllinginstrum.&app.not electrically operated	130.746	648.471	3.077.457	12.252.883
9032901000	Parts and accessories of goods ofsubheading 9032.89.10	0	17	0	4.881
9032902000	Parts and accessories of goods ofsubheading 9032.89.20	134	183	1.397	13.062
9032903000	Parts and accessories of other goods,electrically operated	11.747	59.391	295.068	1.238.378
9032909000	Parts and accessories of other goods,not electrically operated	62.375	149.187	1.230.131	3.581.408
9033001000	Parts&acc. for machines,appl.,instrum.of chapter 90 for elect'ly operated	22.864	80.629	1.204.514	3.772.884
9033002000	Parts&acc. for mach.appl.,instrum.ofchap. 90 for not electrically operated	89.981	262.539	482.374	1.727.812
9101110000	Elec'ly wrist-watches,whether/not withastopwatch fac'ty,wi mech.display only	1	1.107	306	24.198
9101190000	Elec'ly wrist-watches,whether/not withastopwatch facility,with oth display	206	642	61.439	134.610
9101210000	Other wrist-watches, whether/not withastop-watch fac'ty,w automatic winding	0	12	0	555
9101290000	Oth wrist-watches,whether/not withastop-watch fac'ty,w non auto. winding	25	4.933	110	38.246
9101910000	Other wrist-watches, electricallyoperated	18	18	425	425
9101990000	Other wrist-watches, not electricallyoperated	11.135	33.279	49.526	194.365
9102110000	Elec'ly wrist-watches oth head 91.01,wh'er/not w astop.w. fact,w/mech.dspl	1.139	5.586	138.227	563.876
9102120000	Elec'ly wrist-watches oth head 91.01,w/nw a s.watch fac'ty,w op-elec.displ	0	4.150	0	23.517
9102190000	Elec.ly wrist-watches othh91.0,whether/not w/astopwatch fact,w/oth display	108.915	216.677	318.134	1.259.094
9102210000	Oth wrist-watches oth h91.01, whether/nt with a s.watch fac'ty,w/autom.wndg	26.880	79.374	92.500	292.073
9102290000	Oth wrist-watches oth h91.01, whether/nt w/a s.watch fac'ty,w/n.autom.wndg	58.814	164.754	523.740	994.960
9102911000	Stop-watches, electrically operated	39	1.779	145	6.104

**I.3. IMPOR MENURUT KOMODITI / IMPORT BY HS COMMODITY**  
**\*\*\* APRIL / APRIL 2010 \*\*\***

HS	Uraian Komoditi Commodity Description	Berat Bersih / Net Weight (Kg)		Nilai / Value C.I.F (US\$)	
		Bulan ini Current Month	Kumulatif Cum.Jan. to date	Bulan ini Current Month	Kumulatif Cum.Jan. to date
9102919000	Other wrist-watches oth head 91.01,electrically operated	2.462	19.345	22.661	182.357
9102990000	Other wrist-watches oth head 91.02,electrically operated	13.251	177.066	37.671	543.935
9103100000	Clocks with watch movements, excludingclocks ofh91.04.,electrically operated	4.718	5.057	11.518	11.878
9103900000	Clocks with watch movements, excludingclocks ofh91.04.,not elec'ly operated	13	291	27	936
9104001000	Instrument panel clocks & clocks of asimilar type, for vehicles	3.178	15.905	269.426	1.105.543
9104003000	Instrument panel clocks & clocks of asimilar type, for vessels	31	78	627	1.358
9104009000	Instrument panel clocks & clocks of asimilar type, for spacecraft	0	190	0	1.076
9105110000	Alarm clocks, electrically operated	5.172	24.621	23.603	96.707
9105190000	Alarm clocks,not electrically operated	25.803	241.632	49.788	309.183
9105210000	Wall clocks, electrically operated	13.723	62.355	103.916	393.095
9105290000	Wall clocks, not electrically operated	12.349	73.578	28.515	304.919
9105910090	Oth. Clocks, electrically operated	0	2.624	0	8.614
9105990090	Oth. Clocks, not electrically operated	11	3.635	2.183	16.213
9106100000	Time-registers; time-recorders	8.358	54.472	36.905	292.673
9106900000	Oth time record.&intervals of time appw/clock/watch move./with synchron.mtr	26.279	78.644	424.378	1.023.881
9107000000	Time switches with clock/watchmovement/with synchronous motor.	10.310	28.831	100.467	397.877
9108190000	Other watch movements, complete &assembled, electrically operated	997	1.482	11.093	15.250
9108200000	Watch move., comp.&assem. with mech.-with automatic winding	0	319	0	17.048
9108900000	Other watch movements, complete &assembled, not electrically operated	23	58	27	65
9109110000	Clock movements of alarm clocks,compl.and assembled, electrically operated	0	10.795	0	31.106
9109190000	Clock movements of oth clocks, compl.&assembled, electrically operated	3.679	21.565	24.146	95.553
9109900000	Clock movements, complete andassembled, not electrically operated	296	536	2.611	7.030
9110110000	Complete movements, unassem./partlyassem.(movement sets) of watches	0	26.981	0	229.747
9110900000	Oth. compl/incomplete movements,unassem.or assembled (movement sets) of clo	685	13.776	3.016	58.569
9111200000	Watch cases of base metal, whethor or not gold/silver-plated	0	271	0	1.164
9111800000	Other watch cases	946	12.160	3.158	80.685
9111900000	Parts of watch cases	172	3.231	726	11.894
9112200000	Clock cases and cases of a similartype for other goods of this chapter	973	16.898	475	34.566
9112900000	Part of clock cases&cases of a similartype for other goods of this chapter	60	278	638	3.625
9113100000	Watchstraps,watch band&watch braceletsof mtl/of mtl clad w/prec.mtl	0	16	0	40.125
9113200000	Watchstraps,watch bands& bracelets,of base metal,wheth/not gold/s plated	547	1.769	5.211	21.903
9113900000	Other watchstraps, watch bands &watch bracelets	13.171	46.324	108.314	302.001
9114100000	Springs, including hair-springs ofclock/watch	106	183	574	2.548
9114300000	Dials of clock/watch	155	6.599	601	18.434
9114400000	Plates and bridges of clock/watch	138	2.517	7.710	25.281
9114900000	Other parts of clock/watch	16.209	75.757	51.019	280.432
9201100000	Upright pianos	38.115	82.320	111.684	273.518
9201200000	Grand pianos	1.634	18.485	40.038	251.737
9201900000	Oth pianos,including automatic pianos;harpsichords&oth keybrd string.instr.	31.853	152.406	54.836	260.302
9202100000	String musical instruments playedw/a bow	1.161	6.511	6.416	102.500
9202900000	Other string musical instrumentsplayed	12.766	57.437	94.940	543.510
9205100000	Brass-wind instruments	41	1.000	272	17.383
9205901000	Keyboard pipe organ; harmonium & similarkeyboard instrum with free metal reeds	1.199	53.732	3.136	55.617
9205909000	Oth. keyboard pipe organs, harmoniumswith free metal reeds	53.170	187.396	74.791	256.503
9206000000	Percussion musical instruments(foexp, drm,xylophones,cymbals,castanets)	97.644	242.017	377.035	1.014.514
9207100000	Keyboard instruments, other thanaccordions	27.650	85.486	264.389	718.942
9207900000	Oth musical instruments,the sound isproduc/must be amplified,electrically	9.165	63.465	48.718	256.993
9208100000	Musical boxes	6.091	19.481	54.239	135.697
9208901000	Decoy calls, call horns &other mouthblown sound signalling instruments	503	3.028	1.697	7.885
9208909000	Oth musical instruments not fallingwithin any oth heading of this chapter	14.297	15.398	51.741	59.546
9209300000	Musical instrument strings	12.054	45.193	211.772	856.757
9209911000	Strung backs, keyboards and metalframes for upright pianos	155.325	422.448	977.237	2.950.857
9209919000	Other parts and accessories for pianos	693.963	2.490.457	4.653.428	15.131.936
9209920000	Parts & accessories for the musicalinstruments of heading 92.02	88.538	300.066	1.098.256	3.337.306
9209940000	Parts & accessories for the musicalinstruments of heading 92.07	133.528	245.343	1.887.071	3.683.399
9209990000	Parts & accessories for other musicalinstruments	49.648	172.081	2.764.422	5.963.979
9301110000	Artillery weapons (for example, guns,howitzers & mortars), self-propelled	0	12	0	601
9301190000	Artillery weapons(for ex.guns,howitzer& mortars), not self-propelled	71	718	915	384.955
9301200000	Rocket launchers;flame-throwers;grenadelaunchers; torpedo tub&sim. projectors	0	4.052	0	23.207
9301900000	Oth military weapons,o than revolvers,pistols & the arms of heading 93.07	39	364	249	180.268
9302000000	Revolvers and pistols, otherthan those of heading 93.03/93.04.	254	495	27.311	61.775
9303201000	Hunting shotguns	0	1.650	0	1.480
9303209000	Oth sporting/target-shooting shotguns,including combination shotgun-rifles	386	386	18.991	18.991
9305100000	Parts and accessories of revolvers/pistols	32	36	93.321	93.826
9305211000	Shotgun barrels of hunting shotguns,not exceed. 7 kg	0	220	0	4.325
9305219000	Shotgun barrels of other shotguns	26	26	1.107	1.107
9305299000	Other parts and accessories of othershotguns	15	15	2.747	2.747
9305910000	Parts and accessories of militaryweapons of heading 93.01	0	107	0	55.675
9305999000	Parts and accessories of other arms	593	2.616	12.307	26.044
9306210000	Cartridges for shotgun and air gun	0	30.324	0	323.659
9306290000	Parts of cartridges, gun pellets	0	398	0	180.318
9306301000	Oth cartridges&parts thereof use forrevolvers & pistols of heading 93.02	0	41	0	5.587
9306302000	Cartridges for riveting/similar toolsof captive-bolt humane killers and	639	1.033	21.948	39.526
9306309000	Other cartridges and parts thereof usefor other arms	0	12	0	402
9306900000	Other cartridges, missiles and similarmunitions of war & parts thereof	2.688	85.765	24.352	22.135.446
9401100000	Seats of a kind used for aircraft,convertible into beds	166	5.720	5.195	1.752.284
9401200000	Seats of a kind used for motorvehicles, converti-ble into beds	34.691	73.285	175.426	506.496
9401300000	Swivel seats with variable heightadjustment	299.735	903.770	748.563	2.548.178

**I.3. IMPOR MENURUT KOMODITI / IMPORT BY HS COMMODITY**  
**\*\*\* APRIL / APRIL 2010 \*\*\***

HS	Uraian Komoditi Commodity Description	Berat Bersih / Net Weight (Kg)		Nilai / Value C.I.F (US\$)	
		Bulan ini Current Month	Kumulatif Cum.Jan. to date	Bulan ini Current Month	Kumulatif Cum.Jan. to date
9401400000	Seats other than garden seats/camping	96.136	447.996	256.003	1.226.793
9401510010	Seats of rattan	24	460	471	1.795
9401510090	Other seats of rattan	1.982	3.507	3.310	9.272
9401590000	Other seats of bamboo/rattan	665	1.187	2.926	6.946
9401610000	Upholstered	114.784	447.672	390.384	1.340.183
9401690000	Other upholstered	55.188	276.132	165.672	676.042
9401710000	Other seats, with metal frames,upholstered	353.467	1.065.473	953.496	2.948.062
9401790000	Other seats, with metal frames, notupholstered	332.704	1.145.571	809.922	2.384.389
9401801000	Baby walkers	20.037	63.128	68.067	156.097
9401809000	Other seats	86.342	379.753	231.479	998.357
9401901010	Parts of aircraft seats of plastics	20.973	36.758	26.513	104.560
9401901090	Oth parts of aircraft seats of plastics	61	13.700	1.560	27.427
9401902000	Parts of baby walkers	62	62	218	218
9401909100	Parts of seats of goods of subheading9401.20.00/9401.30.00	388.654	1.298.151	2.939.035	9.652.719
9401909910	Oth.of goods of subheading of plastic9401.20/9401.30	37.316	133.632	34.654	235.400
9401909990	Oth.of goods of subheading9401.20/9401.30	549.986	1.950.493	2.449.191	10.708.070
9402101000	Dentists' chairs	16.967	106.510	166.563	830.580
9402103000	Barbers' and hairdressers' chairs andparts	7.972	54.756	21.666	154.933
9402109000	Other dentists, hairdressers & barberschairs and part thereof	2.362	10.809	4.861	34.593
9402901000	Furntr.designed for medical,surgical/veterinary surg.purp.&parts thereof	27.385	67.846	65.307	305.701
9402909000	Oth. furntr.design for medical,surgical/veterinary surg.purp.&parts thereof	68.564	196.033	487.000	1.681.327
9403100000	Mtl furniture of a kind used in office	170.783	547.238	382.586	1.132.092
9403200000	Other metal furniture	862.375	2.871.944	1.532.257	5.092.063
9403300000	Wooden furniture of a kind usedin offices	131.495	821.484	198.925	1.097.677
9403400000	Wooden furniture of a kind usedin the kitchen	44.254	195.609	64.522	317.380
9403500000	Wooden furniture of a kind usedin the bedroom	418.161	1.705.874	611.622	2.424.568
9403600000	Other wooden furniture	724.321	2.929.208	1.074.748	3.789.846
9403700000	Furniture of plastics	74.703	207.201	185.109	519.947
9403810020	Bedroom, dining room/living room sets ofother materials	12.878	33.601	25.981	79.885
9403810030	Furnt. of plas. of kind used in parksgardens/vestibules	3.419	9.041	3.377	8.474
9403810040	Fume cupboards for use in medicallaboratories	194	1.536	15.000	20.200
9403810090	Other furniture of bamboo or rattan	481	135.312	382	280.433
9403890010	Bedroom, dining room/living roomsets of other materials	75.577	203.583	90.664	209.563
9403890020	Oth furniture of a kind used in parks,garden/vestibules	10.183	50.694	6.849	47.788
9403890030	Fume cupboards for use in medical lab.of cane,osier,bamboo/similar materials	0	5.491	0	55.145
9403890090	Other furniture	92.204	453.959	230.997	889.336
9403900000	Parts of other furniture	277.353	1.056.265	622.826	2.898.089
9404100000	Mattress supports	24.868	73.550	54.066	195.273
9404210000	Mattresses of cell. rubber/plastics,whether/not covered	25.240	61.128	64.676	346.619
9404291000	Mattress springs of other materials	42.944	116.862	153.858	397.211
9404299000	Other mattress of other materials	107.772	355.901	92.958	335.704
9404300000	Sleeping bags	0	16	0	143
9404901000	Quilts, bedspreads and mattressprotectors	9.911	42.547	89.743	330.790
9404909000	Other articles of bedding and similarfurnishing	32.546	126.596	158.602	531.693
9405102000	Surgical lamps of ceiling/walllighting fittings	387	2.529	8.528	73.839
9405103000	Spotlights of ceiling/wall lightingfittings	40.920	111.354	282.638	812.823
9405109000	Oth chandeliers&oth elec ceiling/walllight.fittng,exc.of apublic spac.light	223.017	831.775	1.049.289	4.296.416
9405201000	Surgical lamps of electric table,desk,bedside/floor-standing lamps	0	24	0	998
9405209010	Elect. table of spotlights	4.715	16.401	16.383	52.227
9405209090	Oth. elect. table, desk	186.806	741.048	691.762	2.389.763
9405300000	Lighting sets of a kind used forchristmas trees	2.404	15.609	9.615	25.967
9405401000	Surgical lamps, incl. operat lights;pilot lamp assem for elec.-thermic dom	0	720	0	82.824
9405402000	Searchlights	10.562	23.992	48.100	93.854
9405404000	Oth. electr. lamps of spotlights	55.002	200.439	247.269	1.885.716
9405405000	Street lamps/lanterns	13.370	53.062	103.576	482.516
9405406000	Other exterior lighting, other thanstreet lamps/lanterns	16.228	35.376	127.882	304.849
9405407000	Non-flashing aerodrome beacons;lampsfor railwayloc.aircraft,ships ofbs mtl	1.399	14.867	86.477	415.909
9405408000	Pilot lamp assemblies for electrodomestic appliances of heading 85.16	0	1.084	0	10.756
9405409010	Fibreoptic operation headlights	553	2.041	8.736	15.290
9405409090	Oth electric lamps,including oth eleclamps&lighting fittings of wood	63.360	349.891	479.264	2.012.546
9405501100	Non elect. lamps&flighting fittings -of brass, for religius rites	166	716	648	2.697
9405501900	Oth. non elect. lamps&flighting fittings	4.669	25.665	6.254	31.150
9405504010	Hurricane lamps of base metal	4.086	180.797	5.807	161.264
9405504090	Other hurricane lamps	13.572	202.499	15.543	124.821
9405509011	Oil lamps of brass, used for relig.rites	2.699	18.273	8.003	61.288
9405509019	Other oil lamp of plastic	0	172	0	1.684
9405509020	Miners lamps and quarrymens lamps	0	926	0	38.994
9405509090	Other miners lamps & quarrymenslamps	56	10.925	2.333	40.956
9405601000	Property protection warning signs,street name plates,road&traffic signs	1.484	6.019	4.406	41.629
9405609010	Property protection warning signs,of stone/ceramic	0	80	0	10.646
9405609090	Other property protection warningsigns	7.154	95.241	47.171	698.506
9405912000	Parts of glass for spotlights	121	123	4.597	4.601
9405914000	Glass globes and chimneys for otherlamps	0	24.309	0	66.012
9405919000	Parts of glass of other lamps	45.250	136.403	145.433	358.347
9405922000	Parts of plastics for spotlights	37	629	120	1.740
9405929000	Parts of plastics for other lamps	154.059	694.142	456.741	1.853.819
9405991000	Lampshades of textile materials	48	2.530	161	14.951
9405999010	Frames for miners/quarrymenslamps	169	8.430	1.143	27.527

**I.3. IMPOR MENURUT KOMODITI / IMPORT BY HS COMMODITY**  
**\*\*\* APRIL / APRIL 2010 \*\*\***

HS	Uraian Komoditi Commodity Description	Berat Bersih / Net Weight (Kg)		Nilai / Value C.I.F (US\$)	
		Bulan ini Current Month	Kumulatif Cum.Jan. to date	Bulan ini Current Month	Kumulatif Cum.Jan. to date
9405999090	Other, for the miners lamps, surgical	68.951	280.298	210.187	1.052.311
9406001000	Greenhouses fitted with mechanical/thermal equipment	13.904	61.466	99.972	226.882
9406009200	Other prefabricated buildings of wood	144	2.280	2.094	15.900
9406009400	Other prefabricated buildings of iron/steel	203.136	770.862	816.530	2.780.200
9406009900	Other prefabricated buildings of other materials	632.526	990.005	925.724	1.840.358
9503001000	Tricycles, scooters, pedal cars and similar wheeled toys; dolls carriages	135.759	624.734	323.354	1.423.310
9503002100	Dolls, whether/not dressed	28.063	191.714	131.881	602.867
9503002200	Garments and garments accessories; footwear and headgear	2.187	5.885	70.252	121.587
9503002900	Other garments and garm. accessories; footwear and headgear	9.857	40.055	328.898	770.036
9503003000	Electric trains, includ tracks, signals and other accessories therefor	32.596	95.191	210.037	509.364
9503004100	Model aircraft assembly kits	908	1.439	5.748	10.362
9503004900	Other model aircraft assembly kits	66.228	401.841	497.513	2.781.941
9503005000	Other construction sets & construction toys, of materials other than plastics	413	1.711	958	19.949
9503006000	Stuffed toys representing animals/non-human creatures, puzzles	22.320	80.373	117.274	417.850
9503007100	Toys of jigsaw/picture puzzles	8.403	28.271	48.579	84.672
9503007900	Other toys of jigsaw/picture puzzles	752	29.810	4.403	185.282
9503009100	Numerical, alphabetical/animal block/cut-outs; word builder sets;	8.015	26.287	41.398	119.525
9503009200	Skipping ropes	36	206	261	938
9503009300	Marbles	210.799	824.409	56.103	205.167
9503009900	Other of goods of sub heading 95.03.00.9	769.049	3.561.241	2.890.185	10.321.588
9504100000	Video games of a kind used with television receiver	92.276	338.955	326.479	1.528.983
9504202000	Tables for billiards of all kinds	638	14.435	685	15.783
9504209000	Other articles and accessories for billiards	7.360	141.526	5.603	227.312
9504300000	Oth games, operated by coins, banknotes bank cards, tokens/by other means	113.277	388.645	620.478	2.090.844
9504400000	Playing cards	185.026	545.870	165.727	446.210
9504901000	Bowling requisites of all kind	259	5.655	758	5.429
9504902000	Darts and parts and accessories of darts	0	98	0	500
9504903900	Other tables designed for use with casino games	3.466	5.510	12.837	16.356
9504909100	Tables designed for games	264	5.163	2.254	12.648
9504909900	Other tables designed for games	16.757	50.129	35.669	227.652
9505100000	Articles for christmas festivities	329	26.310	696	74.573
9505900000	Festive, carnival/oth entertain. articles incl conjuring tricks & novelty jokes	33.879	120.017	94.858	347.932
9506120000	Ski-fastenings (ski-bindings)	15	15	360	360
9506190000	Other snow-ski equipment	0	23.907	0	63.027
9506210000	Sailboards	0	871	0	1.662
9506290000	Other water-skis, surf-boards, sailboards & oth water-sport equipment	17.173	51.200	153.977	826.559
9506310000	Clubs for golf, complete	13.387	36.342	55.052	183.625
9506320000	Balls for golf	3.710	17.444	8.743	92.263
9506390000	Other golf equipment	4.803	9.839	27.572	93.954
9506401000	Tables tennis	25.088	74.081	37.051	154.813
9506409000	Oth articles & equip for table-tennis	35.280	94.222	65.661	191.028
9506510000	Art. & equip. for lawn tennis rackets whether/not strung	2.732	19.769	109.238	625.404
9506590000	Oth. art. & equip. for lawn tennis rackets	60.802	262.767	142.972	684.352
9506610000	Lawn-tennis balls	349	7.344	783	32.934
9506620000	Inflatable balls	25.815	189.494	168.651	1.209.593
9506690000	Other balls, other than golf balls & table-tennis balls	27.804	73.713	105.194	238.120
9506700000	Ice skates and roller skates, incl. skating boots with skates attached	10.121	28.274	55.151	94.455
9506910000	Artic. & equip. for general physical exercise, gymnastics/athletics	679.766	1.717.561	2.011.545	5.538.259
9506992000	Bows and arrows for archery; crossbows	0	134	0	3.425
9506993000	Nets, cricket pads, shinguards and similar articles	13.507	41.779	89.799	232.622
9506995010	Shuttlecocks	4.410	21.308	50.767	171.727
9506995090	Other articles and equipment for sport but badminton	3.160	27.005	14.745	138.909
9506999000	Oth articles & equipment for oth sports; swimming pools & paddling pools	14.056	54.920	51.461	218.055
9507100000	Fishing rods	44.052	214.145	230.459	1.178.163
9507200000	Fish-hooks, whether/not snelled	44.661	151.014	82.731	442.058
9507300000	Fishing reels	38.593	98.251	65.650	237.551
9507900000	Other fishing rods, hooks, reels	13.588	66.246	234.762	13.387.177
9508100000	Travelling circuses and travelling menageries	830	6.976	8.734	30.144
9508900000	Roundabouts, swings, shooting galleries & oth fairground amusem.; trave. theatres	91.976	353.609	267.154	2.019.665
9601100000	Worked ivory and articles of ivory	105	1.670	2.173	11.405
9601901000	Worked mother-of-pearl/tortoise-shell & articles of the foregoing	2.609	2.846	108.899	176.663
9601909000	Other worked mother-of-pearl/tortoise-shell & articles of the foregoing	3.040	3.040	2.106	2.106
9602001000	Gelatin capsules for pharmaceutical products	4.394	17.108	165.300	559.562
9602002000	Cigar/cigarette cases, tobacco jars and household ornamental articles	2.358	3.190	3.684	7.011
9602009000	Oth worked veget/minrl carving matrl & artic. of these matrls; of wax, stearin, gum	4	10.175	321	138.803
9603101000	Brushes consisting of twigs/others vegetable material bound together	80.863	414.695	126.995	497.451
9603102000	Brooms consisting of twigs/others vegetable material bound together	70.509	237.502	85.116	381.224
9603210000	Tooth brushes, including dental-plate brushes	160.441	488.283	1.581.011	4.711.977
9603290000	Shaving brushes, hair brush, nail brush, eyelash o. toilet brush for use on men	44.513	108.209	161.502	438.034
9603300000	Artists' brushes, writing brush & similar brushes for the applic. of cosmetics	16.624	81.138	174.083	762.056
9603400000	Paint, distemper, varnish/similar brushes; paint pads and rollers	298.332	1.269.268	543.791	1.773.612
9603500000	Other brushes constituting parts of machines, appliances/vehicles	57.513	149.991	267.195	889.899
9603901000	Prepared knots and tufts for broom/brush making	20.143	29.423	47.939	95.455
9603902000	Hand-operated mechanical floor sweepers, not motorised	24.305	59.266	72.943	189.886
9603904000	Other brushes	106.093	414.398	162.688	630.336
9603909200	Parts for goods of subheading 9603.90.20	7.002	15.598	17.207	39.925
9603909900	Parts for goods of oth than subheading 9603.90.10	70.291	369.069	174.428	1.086.900
9604001000	Hand sieves and hand riddles of metal	991	1.847	10.594	16.878

**I.3. IMPOR MENURUT KOMODITI / IMPORT BY HS COMMODITY**  
**\*\*\* APRIL / APRIL 2010 \*\*\***

HS	Uraian Komoditi Commodity Description	Berat Bersih / Net Weight (Kg)		Nilai / Value C.I.F (US\$)	
		Bulan ini Current Month	Kumulatif Cum.Jan. to date	Bulan ini Current Month	Kumulatif Cum.Jan. to date
9604009000	Hand sieves and hand riddles of other material	1.405	6.625	1.305	23.394
9605001000	Travel sets for personal toilet	5.615	38.336	42.095	271.297
9605009000	Travel sets for sewing/shoe/clothes cleaning	10.783	38.524	24.419	256.525
9606100000	Press-fasteners, snap-fasteners and press-studs and parts therefor	52.535	177.558	908.588	2.423.667
9606210000	Buttons of plastics, not covered with textile	154.264	688.201	1.611.767	6.618.808
9606220000	Buttons of base metal, not covered with textile	107.690	412.212	1.546.081	5.121.299
9606290000	Buttons of other material	122.251	312.800	724.213	2.312.990
9606300000	Button moulds & other parts of buttons; button blanks	6.281	44.231	91.020	474.677
9607110000	Slide fasteners fitted with chainscoops of base metal	122.128	381.952	1.520.617	3.978.633
9607190000	Other slide fasteners	216.236	827.922	2.644.999	8.062.250
9607200000	Parts of slide fasteners	344.974	1.336.141	2.032.300	6.302.771
9608101000	Ball point pens of plastics	69.791	174.440	200.753	547.712
9608109000	Oth. ball point pens of plastics	96.878	332.882	325.547	1.315.602
9608200000	Felt tipped & other porous-tipped pens & markers	32.229	255.426	119.383	872.144
9608310000	Indian ink drawing pens	0	138	0	1.271
9608391000	Fountain pens	6.071	142.293	7.009	99.505
9608399000	Oth. indian ink drawing pens	25.526	95.839	51.567	195.679
9608400000	Propelling/sliding pencils	5.139	18.369	61.381	134.626
9608500000	Sets of articles from two/more of the foregoing subheadings	62.728	352.247	137.693	979.657
9608601000	Refills for ball point pens of plastics comprising the ball point & ink reservoir	2.696	8.591	25.802	132.391
9608609000	Oth. refills for ball point pens of plastic comprising the ball point & ink reservoir	13.892	26.299	217.509	594.635
9608919000	Pen nibs and nib points of other material	11.578	52.064	579.160	2.198.517
9608991000	Duplicating stylos	1.107	6.598	421	9.847
9608999000	Penholders, pencil-holders & similar holder parts of the foregoing articles	61.859	204.118	738.639	2.289.250
9609101000	Black pencils	47.224	636.912	83.790	1.439.587
9609109000	Crayons & other pencils with lead encased in a rigid sheath	54.011	234.823	90.181	372.471
9609200000	Pencil leads, black/colored	98.169	199.194	846.306	1.662.116
9609901000	Slate pencils for school slates	0	102	0	595
9609903000	Pencils & crayons other than those of subheading 9609.10.00	5.019	23.595	10.458	54.903
9609909000	Pastels, drawing charcoals, tailors' chalks	92.194	392.376	208.938	633.120
9610001000	School slates	8.235	62.780	9.403	52.772
9610009000	Oth slates & boards, with writing/drawings surfaces, whether/not framed for o.school	15.135	37.485	94.441	183.600
9611000000	Date, seal/numbering stamps & the like hands operate	15.731	73.168	109.445	557.955
9612101000	Ribbons of textile fabric	17.024	78.813	174.720	668.056
9612109000	Ribbons of other materials	72.544	267.739	624.294	2.289.557
9612200000	Ink-pads	2.729	11.858	23.231	55.122
9613101000	Pocket lighters, gas fuelled, non-refillable of plastics	1.186.485	2.910.558	1.814.212	3.456.322
9613109000	Oth. pocket lighters, gas fuelled, non-refillable	267.950	682.551	396.522	895.268
9613201000	Pocket lighters, gas fuelled, refillable of plastics	143.739	472.847	217.926	590.498
9613209000	Oth. pocket lighters, gas fuelled, refillable	39.159	74.081	108.692	362.192
9613801000	Piezo-elect lighters for stoves & ranges	27.732	33.054	55.974	77.192
9613802000	Cigarette lighters/table lighter of plastics	0	744	0	1.110
9613803000	Cigarette lighters/table lighters, other than of plastics	6.468	20.478	97.692	352.471
9613809000	Other lighters	40.935	80.708	166.485	264.400
9613901000	Parts of refilled cartridge/other receptacles	0	20.675	0	20.210
9613909000	Other parts of lighters other than flints and wicks	44.095	166.650	433.608	1.690.170
9614009000	Oth smoking pipes, cigar/cigarette holders and parts thereof	479	4.839	4.980	23.419
9615111000	Hair slides and the like of hard rubbers/plastics	118.252	300.976	223.031	655.462
9615119000	Combs of hard rubbers/plastics	160.181	612.817	336.302	1.264.969
9615191000	Hair slides and the like of material other than hard rubbers/plastics	13.411	99.024	38.750	579.066
9615199000	Combs of material other than hard rubbers/plastics	58.462	271.160	99.065	418.277
9615901100	Decorative hair pins of aluminium	0	147	0	2.212
9615901200	Decorative hair pins of iron/steel	0	818	0	10.104
9615901900	Oth. decorative hair pins	10.987	18.550	24.662	44.750
9615902000	Parts of decorative hair pins	549	1.298	771	2.047
9615909100	Parts decorative hair pins of aluminium	27	891	750	17.451
9615909200	Parts decorative hair pins of iron/steel	89	13.510	156	17.173
9615909900	Oth. parts of decorative hair pins	3.634	7.277	23.255	51.944
9616101000	Sprays of scent and similar toilet sprays	73.115	260.519	695.410	2.412.075
9616102000	Mounts and heads of the sprays	162.594	389.363	736.966	1.846.296
9616200000	Powder-puffs & pads for the application of cosmetics/toilet preparations	26.961	64.234	315.781	1.118.609
9617001000	Vacuum flasks and other vacuum vessels	60.028	433.266	140.030	897.743
9617002000	Parts of vacuum flasks & oth vacuum vessels other than glass inners	29	115	2.361	3.300
9618000000	Tailor' dummies & oth lay figs; auto- & oth displ. used for shop window dressing	5.115	26.653	50.040	193.659
9701100000	Paintings, drawings and pastels	13.169	35.354	108.962	367.651
9701901000	Colleges & similar decorative plaques of cut flower bud, foliage/oth part of plant	3.885	3.898	3.045	3.367
9701902000	Colleges & similar decorative plaques of natural corks	0	1.005	0	11.353
9701909000	Colleges & similar decorative plaques other than of natural cork	1.292	8.636	76.333	109.912
9702000000	Original engravings, prints and lithographs	1.975	3.612	18.029	21.383
9703000000	Original sculptures and statuary, in any material	1.537	61.734	8.821	87.040
9704009000	Postal stationery other than postage revenue stamps	0	409	0	53.725
9705000010	Collection and collectors pieces of zoological interest	0	2.044	0	66.491
9705000090	Collection and collectors pieces of oth than zoologic/archaeologic interest	0	42	0	5.211
9801101000	Sedan of head 8703 with cylinder cap <1500 cc, incompletely knocked down	29.214	190.479	833.222	4.871.949
9801102000	Oth vchls of head 8703 with (4x2) system incompletely knocked down, for person	2.654.713	9.126.518	28.421.636	95.386.338
9801201000	Vchls of head 8704 with gross weight <= 5 ton, incompletely knocked down	510.905	1.786.147	5.990.206	21.664.844
9801202000	Vchls of head 8704 with 5 ton < gross weight <= 24 ton, incompletely knocked down	4.922.509	16.166.968	51.976.468	170.593.267
9801203000	Vchls of head 8704 with gross weight >24 ton, incompletely knocked down, for good	3.550.819	11.188.340	38.182.348	119.046.788



**I.3. IMPOR MENURUT KOMODITI / IMPORT BY HS COMMODITY**  
**\*\*\* APRIL / APRIL 2010 \*\*\***

H S	Uraian Komoditi Commodity Description	Berat Bersih / <i>Net Weight</i> (Kg)		Nilai / <i>Value C.I.F</i> (US\$)	
		Bulan ini <i>Current Month</i>	Kumulatif <i>Cum.Jan. to date</i>	Bulan ini <i>Current Month</i>	Kumulatif <i>Cum.Jan. to date</i>
9801302000	Vhcls of head 8702 with 5 tons < grosweight <= 24 ton, incmpltly knocked down	551.423	1.293.609	5.234.069	12.337.582
9802100000	Rotary internal/spark-ignition combustcomprsn-ignition pist engine, of inckd	69.431	225.475	1.327.751	4.522.062
9802200000	Gear boxes, of incomplete knocked downvehicles	34.466	238.510	379.790	3.188.482
9802300000	Drive-axes, of incomplete knocked downvehicles	763.466	2.252.542	3.960.290	12.987.942
<b>TOTAL IMPORT</b>		<b>9.322.467.216</b>	<b>34.648.942.252</b>	<b>11.235.788.469</b>	<b>41.197.028.214</b>

<http://www.bps.go.id>

**I.4. IMPOR MENURUT NEGARA ASAL / IMPORT BY COUNTRY OF ORIGIN**  
**\*\*\* APRIL / APRIL 2010 \*\*\***

Country Code	Negara Asal Country of origin	Berat bersih / Net weight (Kg)		Nilai / Value C.I.F ( U S \$ )	
		Bulan ini Current month	Kumulatif Cum. Jan. to date	Bulan ini Current month	Kumulatif Cum. Jan. to date
111	JP Japan	312.771.474	1.174.060.267	1.411.787.819	4.937.569.048
112	HK Hong Kong	19.826.609	62.545.159	139.609.727	492.428.329
113	KP Korea, Democratic People's Republic	68.036	204.593	58.052	169.567
114	KR Korea, Republic Of	554.332.782	1.408.328.583	729.577.366	2.181.882.659
115	TW Taiwan	108.794.509	612.787.360	243.704.527	975.836.763
116	CN China	829.372.620	2.985.106.303	1.554.811.167	5.795.141.299
117	MN Mongolia	0	780	0	28.459
118	MO Macau	130.606	478.368	652.019	2.414.105
120	PG Papua New Guinea	815.969	3.927.991	3.545.904	9.616.779
121	TH Thailand	632.480.943	2.031.022.186	644.865.928	2.434.286.890
122	SG Singapore	1.465.220.315	5.687.079.054	1.779.246.826	6.635.284.560
123	PH Philippines	31.441.768	97.079.469	52.686.726	198.343.348
124	MY Malaysia	825.972.684	4.160.975.408	640.073.228	2.967.180.402
125	MM Myanmar (form. Burma)	6.452.340	19.099.837	5.645.190	15.514.547
126	KH Cambodia	523.601	579.352	545.496	1.057.238
127	BN Brunei Darussalam	78.702.988	499.071.829	48.329.649	294.121.750
128	LA Lao People's Democratic Republic	0	175.158	0	216.787
129	NP Nepal	1	279	9	2.013
130	BT Bhutan	99	99	86.700	86.700
131	VN Viet Nam	39.237.872	171.338.702	61.317.096	270.145.559
133	IN India	261.613.613	859.650.515	258.948.114	941.576.602
134	PK Pakistan	1.362.356	46.275.557	3.982.676	49.023.884
135	BD Bangladesh	7.097.333	12.936.942	6.637.138	16.417.986
136	LK Sri Lanka	10.592.609	42.975.887	4.754.951	20.239.533
137	AF Afghanistan	0	1	0	12
138	ID Indonesia	1.469.142	5.296.228	12.113.943	24.175.080
142	IR Iran (Islamic Republic Of)	60.730.064	174.529.531	45.532.166	140.096.154
143	SA Saudi Arabia	771.005.003	2.125.677.169	500.262.388	1.417.029.029
144	IL Israel	9.251	171.444	792.269	3.007.070
145	KW Kuwait	299.295.867	536.177.626	207.660.269	374.205.073
146	JO Jordan	3.208.781	55.233.240	1.493.303	11.750.687
148	LB Lebanon	500.456	1.025.060	199.390	52.356.862
149	PN Palestina	0	156	0	5.117
151	YE Yemen	21.655	85.271	142.450	505.496
152	OM Oman	15.640.423	46.857.926	22.001.275	74.271.502
153	SY Syria Arab Republic	116.503	187.943	187.967	396.084
154	TR Turkey	34.156.635	186.305.146	17.232.605	87.373.561
155	AE United Arab Emirates	46.128.249	191.555.406	36.402.726	134.033.677
156	QA Qatar	44.432.543	112.722.987	34.554.156	100.471.619
157	BH Bahrain	1.496.931	37.651.180	3.423.029	34.403.052
158	CY Cyprus	86.233	5.905.679	5.950.650	2.726.876
211	EG Egypt	41.232.296	265.374.139	7.210.761	68.262.430
213	MA Morocco	2.764.835	2.977.146	1.737.453	3.322.903
214	TN Tunisia	12.175.963	15.402.794	2.212.063	4.590.651
216	SD Sudan	23.845	163.303.997	152.624	101.869.643
219	NA Namibia	960.008	1.910.463	2.267.895	4.566.383
221	ET Ethiopia	694.958	1.363.457	1.148.925	1.499.418
222	TZ Tanzania, United Republic Of	2.944.155	13.818.818	3.909.923	19.375.530
223	MG Madagascar	40.001	306.647	286.285	2.057.673
225	KE Kenya	3.522.584	20.413.718	1.835.236	12.804.510
227	MZ Mozambique	1.312.206	4.352.872	2.055.963	6.200.828
228	BW Botswana	0	30	0	983
230	TG Togo	198.992	429.635	350.958	427.557
231	GH Ghana	725.013	3.355.143	3.034.354	13.594.889
232	LR Liberia	376.660	3.863.660	144.243	5.644.243
234	AO Angola	165.781	467.734	58.024	1.371.934
235	CG Congo	0	148	0	3.904
236	CM Cameroon	326.914	2.559.951	693.094	6.383.100
237	NG Nigeria	258.085.945	604.438.245	160.048.146	384.825.670
238	SL Sierra Leone	1	121.518	6	40.568
239	GA Gabon	18.369	189.642	41.587	159.259
240	CI Cote D'ivoire	1.582.067	4.746.157	4.567.184	12.870.246
241	SN Senegal	459.980	587.187	167.723	394.189
242	MR Mauritania	124.920	124.951	51.373	53.070
243	ML Mali	905.273	4.222.006	1.424.916	6.617.190
244	BJ Benin	2.004.770	3.568.713	3.477.042	5.043.215
245	BF Burkina Faso	6.990.878	10.862.960	11.962.466	18.301.073
247	GM Gambia	100.970	100.970	37.864	37.864
248	VI U.s. Virgin Islands	27.978	32.213	190.742	236.684
251	UG Uganda	176.342	547.220	319.976	1.016.735
252	CF Central African Republic	299.770	781.866	507.759	1.249.676
253	NE Niger	1.819	21.254	12.935	253.617
254	TD Chad	94.716	647.905	94.716	1.062.700
255	DJ Djibouti	0	60.825	0	21.897
256	SH Saint Helena	56	6.316	500	23.367
260	SZ Swaziland	104.780	805.695	363.279	4.559.398
261	ZA South Africa	35.891.193	146.484.371	28.316.292	130.517.852

**I.4. IMPOR MENURUT NEGARA ASAL / IMPORT BY COUNTRY OF ORIGIN**  
**\*\*\* APRIL / APRIL 2010 \*\*\***

Country Code	Negara Asal Country of origin	Berat bersih / Net weight (Kg)		Nilai / Value C.I.F ( US \$ )	
		Bulan ini Current month	Kumulatif Cum. Jan. to date	Bulan ini Current month	Kumulatif Cum. Jan. to date
262	ZW Zimbabwe	837.195	3.088.932	2.691.982	9.344.365
263	ZM Zambia	222.739	1.282.181	344.230	1.921.729
264	MW Malawi	1.269.594	4.746.472	2.005.660	6.703.390
266	BI Burundi	0	93.111	0	140.625
267	MU Mauritius	33.358	108.333	88.391	280.360
298	VG Virgin Islands (british)	66.596	176.648	229.169	1.040.059
311	AU Australia	584.764.292	2.281.473.460	303.930.630	1.220.235.601
312	NZ New Zealand	58.913.458	207.657.593	67.210.710	252.885.721
318	FM Micronesia, Federated States Of	0	607	0	2.343
321	NR Nauru	0	404	0	40.754
322	NC New Caledonia	0	24.171	0	25.963
326	VU Vanuatu	29.577	29.577	100.750	100.750
328	IO British Indian Ocean Territory	6	6	332	332
329	ON Oth.oceania	0	9	0	196
331	AS American Samoa	654.232	2.131.141	687.902	2.918.652
332	CK Cook Islands	0	102.814	0	574.571
333	FJ Fiji	302.890	404.831	170.595	202.461
334	KI Kiribati	1.406.021	2.606.021	976.770	2.042.970
335	MH Marshall Islands	0	5.211.000	0	15.500.000
336	WS Samoa	226	17.982	7.185	36.259
337	SB Solomon Islands	165.000	735.000	572.846	2.579.500
339	TV Tuvalu	7.997	7.997	9.596	9.596
340	CX Christmas Islands	0	1	0	4
341	UM United States Minor Outlying Island	0	6	0	970
342	CC Cocos (keeling) Islands	41	1.179	439	1.318
343	TK Tokelau	2.200	2.780	10.450	22.962
391	TL East Timor	93.217	182.131	29.829	107.317
411	US United States	579.236.989	2.239.562.808	765.787.196	3.029.115.690
412	CA Canada	179.089.756	583.021.197	113.720.908	323.768.579
421	MX Mexico	7.078.970	38.140.510	20.154.539	64.434.358
422	GT Guatemala	100	2.113	16.862	60.022
423	HN Honduras	44	206	2.513	10.590
424	NI Nicaragua	0	16.244	0	83.804
425	PA Panama	186.022	2.627.150	541.364	4.721.189
426	CU Cuba	46	92	86.352	172.704
427	CB Curacao	5.141	9.251	33.282	35.313
428	SR Suriname	0	29.600	0	21.140
431	CL Chile	17.657.286	369.769.926	9.794.604	76.683.272
432	VE Venezuela	736	216.120	16.684	490.286
433	AR Argentina	116.689.553	358.232.691	43.293.908	152.524.729
434	BR Brazil	243.490.099	812.640.292	90.595.145	360.890.667
435	CO Colombia	1.627.474	8.264.852	4.297.569	12.930.907
436	BO Bolivia	0	576.686	0	355.698
437	UY Uruguay	773.940	1.540.332	647.077	1.700.562
438	PY Paraguay	300.265	1.475.701	465.731	1.898.343
441	EC Ecuador	106.411	475.253	130.375	998.337
442	PE Peru	870.430	4.331.861	1.291.971	6.727.047
443	GY Guyana	87.705	182.745	46.659	140.772
444	TT Trinidad And Tobago	104.000	34.615.668	24.960	9.111.350
445	BS Bahamas	0	21.076	0	101.020
446	JM Jamaica	0	226.018	0	89.994
447	PR Puerto Rico	2.724	23.014	957.158	2.947.143
448	BZ Belize	1	80.916	20	53.125
449	DO Dominican Republic	181	112.192	9.997	50.704
450	SV El Salvador	0	64.094	0	19.990
451	CR Costa Rica	241.451	641.066	1.114.901	1.970.553
452	HT Haiti	10	271.213	1.183	92.163
453	BB Barbados	0	23.100	0	46.315
454	AG Antigua And Barbuda	0	36	0	1.069
455	AI Anguilla	0	27	0	2.807
456	AW Aruba	0	322.952	0	59.038
457	BM Bermuda	46.442.300	46.442.300	34.267.542	34.267.542
458	CV Cape Verde	0	1	0	10
459	KY Cayman Islands	1.607	1.607	4.702	4.702
460	DM Dominica	14.999	81.008	19.498	105.217
465	GD Grenada	0	56.265	0	53.807
467	AN Netherlands Antilles	1.695	46.429	37.150	154.305
468	NF Norfolk Islands	13.200	62.642	76.428	302.598
469	LC Saint Lucia	391	1.629	17.117	39.194
473	KN Saint Kitts And Nevis	0	4	0	193
511	GB United Kingdom	66.020.841	236.222.467	93.345.513	289.302.168
512	NL Netherlands	41.206.944	182.890.186	55.252.507	241.737.173
513	FR France	19.751.858	94.665.159	115.973.277	327.658.759
514	DE Germany	55.238.995	209.503.649	231.606.859	891.916.379
515	AT Austria	3.790.525	14.819.987	21.457.234	89.006.158
516	BE Belgium	44.809.458	136.451.709	63.737.111	180.824.753
517	CH Switzerland	1.664.036	19.322.339	53.541.813	159.500.018

**I.4. IMPOR MENURUT NEGARA ASAL / IMPORT BY COUNTRY OF ORIGIN**  
**\*\*\* APRIL / APRIL 2010 \*\*\***

Country Code	Negara Asal Country of origin	Berat bersih / Net weight (Kg)		Nilai / Value C.I.F ( U S \$ )	
		Bulan ini Current month	Kumulatif Cum. Jan. to date	Bulan ini Current month	Kumulatif Cum. Jan. to date
518	LU Luxembourg	562.567	1.981.727	264.028	1.696.562
519	GI Gibraltar	0	50.239	0	215.023
520	MC Monaco	1.009	3.388	10.804	83.048
521	DK Denmark	2.443.464	7.793.299	12.786.301	44.852.248
522	NO Norway	11.150.107	70.065.969	27.864.456	157.925.432
523	SE Sweden	15.150.857	53.055.973	55.044.721	185.736.526
524	FI Finland	5.360.200	23.517.072	16.517.979	75.361.648
525	IE Ireland	1.072.874	3.909.505	5.771.426	28.446.156
526	IT Italy	37.855.287	153.206.419	74.659.358	286.670.236
527	ES Spain	7.235.016	48.039.371	26.661.509	110.846.487
528	PT Portugal	639.096	2.473.677	785.117	3.384.971
529	IS Iceland	2.331	14.230	443.856	658.299
530	MS Montserrat	0	15	0	1.339
531	GR Greece	4.237.062	21.173.406	3.573.641	23.053.736
532	VA Vatican City State (holy See)	27	27	1.246	1.246
533	AD Andorra	0	400	0	14.233
534	LI Liechtenstein	86	194	4.326	12.142
540	CD Democratic Republic Of The Congo	139.424	397.635	316.956	1.803.326
542	HU Hungary	1.662.031	3.242.767	5.705.513	46.202.081
543	PL Poland	1.798.607	4.175.028	4.584.912	12.003.194
544	RO Romania	181.815	748.089	524.632	3.542.373
545	BG Bulgaria	3.824.921	24.412.127	1.150.202	7.452.492
547	YU Serbia	1	25	12	78
548	AL Albania	0	8.307	0	248.597
550	AZ Azerbaijan	133.579.034	502.679.056	76.980.753	289.851.784
551	BY Belarus	2.617.676	68.245.775	1.466.859	31.945.345
552	KZ Kazakhstan	695.743	841.433	1.244.627	1.519.357
553	KG Kyrgyzstan	23.971	874.297	59.111	1.998.469
554	MD Moldova, Republic Of	44	1.208	1.626	69.014
555	TJ Tajikistan	258.550	963.706	455.256	1.594.938
556	TM Turkmenistan	97.479	250.800	210.604	456.387
557	UA Ukraine	47.265.380	306.590.014	21.876.802	151.481.395
558	UZ Uzbekistan	142.006	1.030.334	248.512	1.831.076
559	LT Lithuania	5.412.321	34.061.218	3.092.603	12.809.638
560	LV Latvia	23.862	135.969	24.231	471.697
561	EE Estonia	262.586	1.500.456	244.934	947.034
562	GE Georgia	45.946	47.724	91.440	133.791
563	HR Croatia	47.807	738.915	198.280	1.225.269
564	BA Bosnia And Herzegovina	101	752	3.801	12.579
565	MT Malta	2.885	2.009.051	133.057	209.172
566	SK Slovakia	219.995	1.110.534	454.829	1.531.275
567	SI Slovenia	54.426	1.463.003	381.455	4.046.012
568	CZ Czech Republic	2.318.209	4.539.508	7.067.082	16.862.541
570	MK Rep. Of Macedonia	64	55.116	1.217	24.489
572	RU Russia Federation	121.364.626	762.033.687	71.803.019	389.241.848
<b>TOTAL IMPORT</b>		<b>9.322.467.216</b>	<b>34.648.942.252</b>	<b>11.235.788.469</b>	<b>41.197.028.214</b>

**I.5. IMPOR MENURUT PROPINSI DAN PELABUHAN BONGKAR**  
**IMPORT BY PROVINCE AND PORT OF IMPORTATION**  
**\*\*\* APRIL / APRIL 2010 \*\*\***

Kode Pelabuhan Bongkar <i>Port of Importation</i>	Berat bersih / <i>Net weight (Kg)</i>		Nilai / <i>Value C.I.F ( U S \$ )</i>	
	Bulan ini	Kumulatif	Bulan ini	Kumulatif
	<i>Current month</i>	<i>Cum. Jan. to date</i>	<i>Current month</i>	<i>Cum. Jan. to date</i>
<b>NANGGROE ACEH DARUSSALAM</b>	<b>23.003.637</b>	<b>85.176.457</b>	<b>7.166.375</b>	<b>12.341.263</b>
104 IDLSW Lhok Seumawe	0	29.869.096	0	1.849.315
106 IDLAS Langsa, Sumatra	889.244	1.756.454	476.611	932.772
110 IDSIN Sinabang	0	1.070.000	0	453.062
111 IDTPK Tapaktuan	0	16.517	0	159.517
117 IDKRU Krueng R. Malahayati	8.176.845	8.176.845	5.182.972	5.182.972
118 IDKLS Kuala Langsa	1.114.548	2.552.545	1.062.476	2.059.678
119 IDLHK Lhok Nga	12.823.000	41.735.000	444.316	1.703.947
<b>SUMATERA UTARA</b>	<b>581.236.241</b>	<b>1.902.005.843</b>	<b>335.167.917</b>	<b>1.144.969.086</b>
144 IDBLW Belawan	499.175.572	1.740.385.953	304.605.629	1.075.131.791
145 IDTJB Tanjung Balai Asahan	3.808.491	16.991.370	1.657.593	7.461.274
166 IDMES Medan / Polonia (u)	129.153	376.891	2.373.120	9.069.038
170 IDKTJ Kuala Tanjung	78.123.025	144.251.629	26.531.575	53.306.983
<b>SUMATERA BARAT</b>	<b>79.328.889</b>	<b>304.950.032</b>	<b>56.852.862</b>	<b>194.958.284</b>
191 IDTBY Padang/tl.bayur	79.328.555	304.949.259	56.823.334	194.869.417
192 IDPDG Padang / Tabing (u)	334	773	29.528	88.867
<b>RIAU</b>	<b>221.867.796</b>	<b>798.983.131</b>	<b>106.386.718</b>	<b>378.614.514</b>
225 IDDUM Dumai	117.131.590	446.151.399	59.920.343	189.081.479
230 IDSPA Selat Panjang	22.822	66.117	9.483	28.718
233 IDPEK Pekanbaru (rumbai)	2.612.175	7.797.228	4.395.135	17.482.047
235 IDSUQ Sungai Guntung	2.625.927	6.707.027	1.462.209	3.701.124
242 IDTEM Tembilahan	34.058	50.020	32.664	234.206
261 IDPKU Simpang Tiga (u)	12.858	33.131	103.637	256.167
273 IDPAK Pekanbaru	5.472.877	14.259.620	5.629.075	14.483.144
277 IDBUN Buatan	39.402.893	149.956.705	15.107.079	61.322.713
278 IDPWG Perawang, Sumatra	54.552.596	173.961.884	19.727.093	92.024.916
<b>JAMBI</b>	<b>6.558.531</b>	<b>40.017.943</b>	<b>10.998.612</b>	<b>37.164.773</b>
291 IDKTK Kuala Tungkal	1.735.805	27.226.831	4.541.080	24.523.641
292 IDMSA Muara Sabak	0	3.213.210	0	1.492.797
293 IDDJM Jambi	4.822.726	9.577.902	6.457.532	11.148.335
<b>SUMATERA SELATAN</b>	<b>34.561.780</b>	<b>111.450.788</b>	<b>53.481.788</b>	<b>106.939.162</b>
326 IDPLA Palembang - Plaju	69.211	170.010	294.531	608.334
334 IDPLM Sm.badaruddin (u)	13.557	76.779	140.970	1.330.598
340 IDMRI Musi River/boom Baru	34.479.012	111.203.999	53.046.287	105.000.230
<b>BENGGKULU</b>	<b>1.849.975</b>	<b>4.821.975</b>	<b>1.723.070</b>	<b>4.653.846</b>
361 IDBKU Bengkulu	1.849.975	4.821.975	1.723.070	4.653.846
<b>LAMPUNG</b>	<b>182.065.138</b>	<b>707.833.537</b>	<b>148.912.795</b>	<b>558.424.807</b>
364 IDKTA Kota Agung	90.753.647	331.999.018	67.076.057	247.994.780
394 IDTKB Teluk Betung	4.451	4.451	997	997
395 IDPJG Panjang	91.307.040	375.830.068	81.835.741	310.429.030
<b>BANGKA BELITUNG</b>	<b>4.066.611</b>	<b>17.474.153</b>	<b>4.941.497</b>	<b>33.574.875</b>
321 IDMUO Muntok	411.000	2.799.798	399.500	3.557.848
323 IDPGX Pangkal Balam	2.924.611	13.943.355	3.165.928	28.640.958
339 IDBLJ Belinju	731.000	731.000	1.376.069	1.376.069
<b>KEPULAUAN RIAU</b>	<b>265.123.481</b>	<b>1.422.148.002</b>	<b>822.758.115</b>	<b>3.324.551.132</b>
248 IDTBK Tg Balai Karimun	4.046.770	19.764.871	8.621.030	40.256.052
249 IDPSS Pulau Sambu	0	168.501.458	0	81.994.970
250 IDTAN Tanjung Uban	45.336.300	346.777.058	37.040.752	248.650.076
251 IDTPN Tanjung Pinang	206.523	1.685.889	147.260	3.371.384
252 IDTER Terempa	365.926	755.643	204.312	888.117
253 IDPEU Penuba	0	1.760	0	1.231
257 IDBPD Belakang Padang	0	9	0	22.238
258 IDBTU Batu Ampar	137.541.306	509.021.500	405.210.156	1.616.883.265
260 IDDAS Singkep - Dabo	53.700	53.700	191.428	191.428
262 IDTNJ Kijang (u)	0	793	0	2.529
265 IDSKP Sekupang	22.216.713	79.897.061	201.632.549	725.100.058
267 IDKAB Kabil/panau	55.237.929	294.844.553	126.266.767	422.594.321
271 IDBTH Hang Nadim (u)	118.314	506.202	43.443.861	184.074.996
272 IDMNT Mantang, Riau	0	337.505	0	520.467
<b>DKI JAKARTA</b>	<b>2.296.467.803</b>	<b>8.767.951.325</b>	<b>5.306.652.898</b>	<b>19.999.453.984</b>
431 IDTPP Tanjung Priok	2.280.959.951	8.643.328.046	4.674.673.928	17.353.187.922
432 IDKLB Kalibaru	7.138.064	93.854.450	7.626.389	52.903.845
433 IDJKT Jakarta / Pasar Ikan	302.654	310.710	286.760	395.488

**I.5. IMPOR MENURUT PROPINSI DAN PELABUHAN BONGKAR**  
**IMPORT BY PROVINCE AND PORT OF IMPORTATION**  
**\*\*\* APRIL / APRIL 2010 \*\*\***

Kode	Pelabuhan Bongkar Port of Importation	Berat bersih / Net weight (Kg)		Nilai / Value C.I.F ( U S \$ )	
		Bulan ini	Kumulatif	Bulan ini	Kumulatif
		Current month	Cum. Jan. to date	Current month	Cum. Jan. to date
434	IDCGK Sukarno Hatta (u)	7.939.979	30.076.437	616.643.698	2.563.267.898
435	IDPSB Jkt./ Pos Pasar Baru	0	123	0	3.721
436	IDHLP Hlm. Perdana Kusuma	127.155	381.559	7.422.123	29.695.110
<b>JAWA BARAT</b>		<b>579.536.636</b>	<b>1.318.380.364</b>	<b>398.662.140</b>	<b>897.888.830</b>
463	IDCBN Cirebon/pengguna	14.885.750	41.493.506	6.559.836	39.913.653
466	IDBDO Husein Sastranegara	1.358	1.358	67.058	67.058
467	IDBLG Balongan	559.728.587	1.254.804.029	384.976.769	830.142.125
468	IDBND Bandung(ptt/gd Bage)	635.921	3.510.091	767.585	4.855.512
471	IDTLN Tanjung Leneng	4.285.020	13.659.100	6.290.892	19.826.926
480	IDCIN Cinta, Java	0	4.912.280	0	3.083.556
<b>JAWA TENGAH</b>		<b>1.238.911.985</b>	<b>3.997.703.662</b>	<b>1.094.514.961</b>	<b>3.419.865.058</b>
494	IDTES Tanjung Emas	340.934.490	1.040.918.373	520.581.131	1.597.588.673
495	IDCXP Cilacap	895.544.853	2.934.208.874	572.685.606	1.807.992.226
496	IDSRG Achmad Yani (u)	18.241	30.753	199.649	446.279
497	IDSMR Semarang (ptt)	2.413.120	22.539.013	960.603	13.499.390
498	IDSOC Jebres/adi Sumarmo	1.281	6.649	87.972	338.490
<b>D I YOGYAKARTA</b>		<b>5.527</b>	<b>13.056</b>	<b>188.716</b>	<b>366.521</b>
531	IDJOG Adi Sucipto (u)	5.527	13.056	188.716	366.521
<b>JAWA TIMUR</b>		<b>1.415.570.789</b>	<b>6.162.294.339</b>	<b>1.191.270.113</b>	<b>4.767.602.787</b>
561	IDTUB Tuban	124.119.819	328.568.837	66.301.054	196.734.758
562	IDGRE Gresik	21.191.491	291.335.086	12.767.582	118.542.075
563	IDTPE Tanjung Perak	1.169.623.829	4.969.689.685	987.604.307	3.925.345.601
565	IDPRO Probolinggo	3.724.092	3.724.092	30.306.387	30.306.387
566	IDPRN Panarukan	85.895.990	503.050.949	59.859.624	347.641.953
567	IDBJU Banyuwangi	10.171.960	60.575.392	8.309.507	47.986.731
573	IDPAC Pacitan	0	1.166.680	0	2.802.327
575	IDSAM Sampang	0	19.500	0	61.500
587	IDSUB Surabaya /Juanda (u)	597.576	2.818.345	25.138.018	93.142.581
588	IDSUR Surabaya (ptt)	246.032	1.345.738	983.634	5.038.438
594	IDSUP Sumenep, Madura	0	35	0	436
<b>BANTEN</b>		<b>1.114.312.608</b>	<b>4.170.152.070</b>	<b>608.595.567</b>	<b>2.343.684.670</b>
461	IDMRK Merak	628.214.802	2.115.785.355	432.994.529	1.611.871.466
473	IDCGD Cigading	486.097.806	2.054.366.715	175.601.038	731.813.204
<b>B A L I</b>		<b>100.680.998</b>	<b>367.214.440</b>	<b>132.831.002</b>	<b>373.757.973</b>
613	IDBOA Benaololoan	100.295.704	358.389.152	124.638.596	343.293.348
618	IDCBW Celukan Bawang	0	7.681.163	0	3.238.525
620	IDDPS Ngurah Rai (u)	385.294	1.144.125	8.192.406	27.226.100
<b>NUSA TENGGARA BARAT</b>		<b>2.095.316</b>	<b>35.607.107</b>	<b>9.940.336</b>	<b>200.706.901</b>
655	IDBMU Bima	2.095.316	28.709.075	9.940.336	198.755.398
661	IDAMI Mataram / Selaparang	0	50	0	650
663	IDBDS Badas Sumbawa	0	6.897.982	0	1.950.853
<b>NUSA TENGGARA TIMUR</b>		<b>1.100.005</b>	<b>25.128.925</b>	<b>622.399</b>	<b>3.670.987</b>
686	IDATA Atapupu	0	68.635	0	34.788
693	IDTEN Tenau	1.100.005	25.060.290	622.399	3.636.199
<b>KALIMATAN BARAT</b>		<b>23.798.137</b>	<b>54.663.159</b>	<b>17.489.306</b>	<b>46.806.328</b>
714	IDPON Pontianak	23.798.053	54.662.880	17.381.136	46.535.854
722	IDPNK Supadio (u)	84	279	108.170	270.474
<b>KALIMANTAN TENGAH</b>		<b>13.439.827</b>	<b>13.644.853</b>	<b>27.982.715</b>	<b>30.822.530</b>
743	IDPKN Pangkalan Bun	0	6.600	0	6.359
744	IDKUM Kumai	131.718	330.144	690.684	3.524.140
746	IDSMT Sampit	13.308.109	13.308.109	27.292.031	27.292.031
<b>KALIMANTAN SELATAN</b>		<b>237.936.838</b>	<b>598.056.227</b>	<b>207.300.748</b>	<b>502.147.202</b>
771	IDBAN Banjarmasin	30.120.541	71.839.811	69.757.931	165.191.947
773	IDKTB Kotabaru	207.816.297	524.399.176	137.542.817	333.601.839
775	IDBLC Batu Licin	0	1.817.240	0	3.353.416
<b>KALIMANTAN TIMUR</b>		<b>731.187.058</b>	<b>2.896.826.399</b>	<b>523.233.770</b>	<b>2.050.930.704</b>
803	IDBPP Balikpapan	688.804.488	2.446.743.840	475.581.057	1.622.362.840
805	IDSRD Samarinda	317.895	61.677.103	572.134	72.915.631
806	IDTRD Tanjung Redep	5.000.000	37.723.000	22.216	2.623.053
807	IDTJS Tanjung Selor	4.500.000	17.200.000	17.875	69.912
808	IDLIN Lingkas Tarakan	0	17.276.629	0	1.002.877

**I.5. IMPOR MENURUT PROPINSI DAN PELABUHAN BONGKAR**  
**IMPORT BY PROVINCE AND PORT OF IMPORTATION**  
**\*\*\* APRIL / APRIL 2010 \*\*\***

Kode	Pelabuhan Bongkar <i>Port of Importation</i>	Berat bersih / <i>Net weight (Kg)</i>		Nilai / <i>Value C.I.F ( U S \$ )</i>	
		Bulan ini	Kumulatif	Bulan ini	Kumulatif
		<i>Current month</i>	<i>Cum. Jan. to date</i>	<i>Current month</i>	<i>Cum. Jan. to date</i>
809	IDNNX Nunukan	0	72.372.270	0	2.407.821
810	IDTGR Pasir/tanah Grogot	0	424.160	0	2.330.000

<http://www.bps.go.id>

**I.5. IMPOR MENURUT PROPINSI DAN PELABUHAN BONGKAR**  
**IMPORT BY PROVINCE AND PORT OF IMPORTATION**  
**\*\*\* APRIL / APRIL 2010 \*\*\***

Kode	Pelabuhan Bongkar <i>Port of Importation</i>	Berat bersih / <i>Net weight (Kg)</i>		Nilai / <i>Value C.I.F ( U S \$ )</i>	
		Bulan ini	Kumulatif	Bulan ini	Kumulatif
		<i>Current month</i>	<i>Cum. Jan. to date</i>	<i>Current month</i>	<i>Cum. Jan. to date</i>
812	IDBYQ Bunyu	13.000.000	22.800.000	58.156	107.022
813	IDTSG Tanjung Sangata	14.260.932	51.786.675	29.218.369	127.294.746
814	IDBPN Sepinggang (u)	303.743	1.213.722	17.741.162	93.253.596
817	IDBTG Bontang	0	138.755.950	0	108.277.281
819	IDJUA Juata Tarakan	0	3.799.050	0	1.680.623
822	IDADB Adang Bay	0	20.054.000	0	16.582.501
826	IDSKI Sangkulirang	5.000.000	5.000.000	22.801	22.801
<b>SULAWESI UTARA</b>		<b>5.235.143</b>	<b>7.711.235</b>	<b>5.064.261</b>	<b>20.707.546</b>
835	IDBIT Bitung	5.226.949	7.703.041	5.036.893	20.680.178
843	IDMDC Sam Ratulangi (u)	8.194	8.194	27.368	27.368
<b>SULAWESI TENGAH</b>		<b>0</b>	<b>1.269.277</b>	<b>0</b>	<b>3.388.154</b>
867	IDPSJ Posso	0	1.269.277	0	3.388.154
<b>SULAWESI SELATAN</b>		<b>104.924.620</b>	<b>561.003.654</b>	<b>57.584.354</b>	<b>306.541.198</b>
892	IDPAP Pare-pare	4.509.026	16.832.145	3.346.780	10.342.077
893	IDUJU Ujungpandang	100.413.209	414.416.321	54.175.894	217.226.564
897	IDMLI Malili, Sulawesi	0	129.739.121	0	77.321.823
904	IDUPG Hasanuddin (u)	2.385	3.258	61.680	903.515
907	IDSQR Soroako	0	12.809	0	747.219
<b>GORONTALO</b>		<b>0</b>	<b>5.054.048</b>	<b>0</b>	<b>15.142.681</b>
841	IDGOR Gorontalo	0	5.054.048	0	15.142.681
<b>MALUKU</b>		<b>17.936.390</b>	<b>64.097.143</b>	<b>24.136.323</b>	<b>66.730.327</b>
946	IDAMB Ambon	17.027.390	61.043.976	23.577.041	65.726.993
948	IDBAD Banda Naira	0	2.123.280	0	375.987
949	IDLUV Tual	909.000	929.887	559.282	627.347
<b>MALUKU UTARA</b>		<b>0</b>	<b>12.636.861</b>	<b>0</b>	<b>3.513.855</b>
942	IDTTE Ternate	0	186.861	0	3.461.746
961	IDMAL Mangole	0	12.450.000	0	52.109
<b>IRIAN JAYA BARAT</b>		<b>1.789.597</b>	<b>2.701.033</b>	<b>10.574.648</b>	<b>10.899.867</b>
971	IDSOR Sorong	1.789.597	2.701.033	10.574.648	10.899.867
<b>PAPUA</b>		<b>37.875.860</b>	<b>191.971.214</b>	<b>70.754.463</b>	<b>336.208.369</b>
979	IDMKQ Merauke	3.239.997	3.239.997	9.934.701	9.934.701
980	IDTIM Amamapare	32.170.402	186.265.756	58.055.655	323.509.561
983	IDDJJ Jayapura / Sentani	2.465.461	2.465.461	2.764.107	2.764.107
<b>TOTAL IMPORT</b>		<b>9.322.467.216</b>	<b>34.648.942.252</b>	<b>11.235.788.469</b>	<b>41.197.028.214</b>



**I.6 IMPOR KOMODITI MENURUT NEGARA ASAL / IMPORT BY COUNTRY OF ORIGIN  
DAN LIMA GOLONGAN BARANG (SITC) UTAMA / AND FIVE MAJOR SITC COMMODITY GROUP  
\*\* APRIL / APRIL 2010 \*\***

Negara Asal/SITC/Uraian Golongan Barang <i>Country of Origin/SITC/group Description</i>	Berat Bersih / <i>Net Weight (Kg)</i>		Nilai CIF / <i>CIF Value (US\$)</i>	
	Bulan ini <i>Current month</i>	Kumulatif <i>Cum. Jan to date</i>	Bulan ini <i>Current month</i>	Kumulatif <i>Cum. Jan to date</i>
<b>JAPAN</b>				
782 Motor Vehicle For The Transportation Of Goods	15 800 943	44 609 402	153 433 697	453 859 994
784 Parts And Accessories Of The Motor Vehicles	6 037 082	21 402 428	78 275 354	270 569 867
723 Civil Engineering And Contractor Plants And Equipments/parts	12 622 785	38 102 767	72 621 732	238 889 051
713 Internal Combustion Piston Engines And Parts	4 048 964	14 185 063	61 985 811	216 311 794
781 Passengger Motor Cars	4 991 458	18 769 903	56 939 813	210 744 060
LAINNYA	269 270 242	1 036 990 704	988 531 412	3 547 194 282
<b>SUB TOTAL</b>	<b>312 771 474</b>	<b>1 174 060 267</b>	<b>1 411 787 819</b>	<b>4 937 569 048</b>
<b>HONG KONG</b>				
764 Telecommunication Equipments And Parts	541 133	2 358 143	19 117 320	98 818 575
652 Cotton Fabrics, Woven	1 891 709	5 819 070	14 243 420	49 762 611
655 Knitted Or Crocheted Fabrics	1 928 068	5 554 930	13 915 522	42 659 633
776 Thermionic, Cold Cathode, And Photo Cathode Valves/tubes	296 885	1 729 666	8 401 404	28 168 420
772 Electrical Apparatus For Making And Breaking Electrical Circ	1 061 203	1 523 509	7 369 859	25 590 099
LAINNYA	14 107 611	45 559 841	76 562 202	247 428 991
<b>SUB TOTAL</b>	<b>19 826 609</b>	<b>62 545 159</b>	<b>139 609 727</b>	<b>492 428 329</b>
<b>KOREA, DEM. PEOPLE'S REP.</b>				
575 Other Plastics In Primary Forms	28 800	57 600	41 904	82 944
522 Inorganic Chemical Elements, Oxides And Halogen Salts	39 200	132 160	14 896	49 022
598 Miscellaneous Chemical Products	0	14 000	0	19 880
664 Glass	0	617	0	11 492
657 Special Yarns, textile Fabrics	19	143	588	4 472
LAINNYA	17	73	664	1 757
<b>SUB TOTAL</b>	<b>68 036</b>	<b>204 593</b>	<b>58 052</b>	<b>169 567</b>
<b>KOREA, REPUBLIC OF</b>				
334 Petroleum Products, Refined	349 645 768	745 687 278	242 338 166	506 588 449
764 Telecommunication Equipments And Parts	358 881	1 523 250	30 714 054	107 404 774
655 Knitted Or Crocheted Fabrics	2 265 057	9 472 559	18 496 341	77 851 183
673 Flat Rolled Products, Not Clad	25 479 137	100 160 083	19 930 425	74 330 747
793 Ships, Boats, And Floating Structures	11 127 135	12 032 013	66 310 603	69 309 614
LAINNYA	165 456 804	539 453 400	351 787 777	1 346 397 892
<b>SUB TOTAL</b>	<b>554 332 782</b>	<b>1 408 328 583</b>	<b>729 577 366</b>	<b>2 181 882 659</b>
<b>TAIWAN</b>				
334 Petroleum Products, Refined	4 139 531	134 845 363	3 855 783	100 063 339
673 Flat Rolled Products, Not Clad	13 092 811	69 129 028	9 835 008	47 730 878
674 Flat Rolled Products, Clad Or Plated	9 941 405	52 727 772	8 781 305	44 728 261
655 Knitted Or Crocheted Fabrics	1 378 928	4 952 666	11 103 870	41 676 568
511 Hydrocarbon And Their Halogenated, Nitrated Derivatives	12 433 366	31 412 232	15 384 048	37 035 867
LAINNYA	67 808 468	319 720 299	194 744 513	704 601 850
<b>SUB TOTAL</b>	<b>108 794 509</b>	<b>612 787 360</b>	<b>243 704 527</b>	<b>975 836 763</b>
<b>CHINA</b>				
764 Telecommunication Equipments And Parts	4 947 546	19 955 948	178 593 068	801 349 467
752 Automatic Data Processing Machines And Their Units	1 912 483	7 728 467	83 569 510	379 658 072
334 Petroleum Products, Refined	120 278 634	261 903 449	83 139 535	189 363 701
711 Steam And Other Vapour Generating Boilers And Parts	12 055 856	36 141 789	48 630 713	160 187 050
057 Fruit And Nut; Fresh Or Dried	51 823 014	162 781 663	43 872 873	139 306 633
LAINNYA	638 355 087	2 496 594 987	1 117 005 468	4 125 276 376

**I.6 IMPOR KOMODITI MENURUT NEGARA ASAL / IMPORT BY COUNTRY OF ORIGIN  
DAN LIMA GOLONGAN BARANG (SITC) UTAMA / AND FIVE MAJOR SITC COMMODITY GROUP  
\*\* APRIL / APRIL 2010 \*\***

Negara Asal/SITC/Uraian Golongan Barang <i>Country of Origin/SITC/group Description</i>	Berat Bersih / <i>Net Weight (Kg)</i>		Nilai CIF / <i>CIF Value (US\$)</i>	
	Bulan ini <i>Current month</i>	Kumulatif <i>Cum. Jan to date</i>	Bulan ini <i>Current month</i>	Kumulatif <i>Cum. Jan to date</i>
SUB TOTAL	829 372 620	2 985 106 303	1 554 811 167	5 795 141 299
<b>MONGOLIA</b>				
598 Miscellaneous Chemical Products	0	780	0	28 459
LAINNYA	0	0	0	0
SUB TOTAL	0	780	0	28 459
<b>MACAU</b>				
655 Knitted Or Crocheted Fabrics	104 431	244 305	504 413	1 156 579
652 Cotton Fabrics, Woven	24 705	156 102	131 060	727 660
651 Textile Yarns	136	34 094	1 181	191 371
831 Travel Goods	454	8 531	5 131	91 947
682 Copper	0	21 200	0	67 870
LAINNYA	880	14 136	10 234	178 678
SUB TOTAL	130 606	478 368	652 019	2 414 105
<b>PAPUA NEW GUINEA</b>				
072 Cocoa	730 480	2 104 793	2 648 174	7 501 107
292 Crude Vegetable Materials	5 594	8 743	711 300	1 128 200
282 Waste And Scrap Metal Of Iron/steel	0	1 729 860	0	661 893
786 Trailers And Other Vehicles, Not Motorized	0	4 500	0	126 444
675 Flat Rolled Products And Alloy Steels	76 712	76 712	79 017	79 017
LAINNYA	3 183	3 383	107 413	120 118
SUB TOTAL	815 969	3 927 991	3 545 904	9 616 779
<b>THAILAND</b>				
061 Sugar, Molasses, And Honey	221 389 322	567 204 701	147 011 022	403 847 570
781 Passengger Motor Cars	4 851 910	25 950 101	51 578 031	269 869 665
784 Parts And Accessories Of The Motor Vehicles	4 446 593	20 035 573	37 365 766	164 084 825
592 Starches, Inulin, And Wheat Glutenal Buminoidal Substances; G	73 325 865	274 992 060	32 829 800	115 800 634
713 Internal Combustion Piston Engines And Parts	1 495 566	6 596 564	24 044 295	105 534 631
LAINNYA	326 971 687	1 136 243 187	352 037 014	1 375 149 565
SUB TOTAL	632 480 943	2 031 022 186	644 865 928	2 434 286 890
<b>SINGAPORE</b>				
334 Petroleum Products, Refined	1 124 753 572	4 282 084 240	916 967 996	3 185 831 680
793 Ships, Boats, And Floating Structures	19 375 546	127 290 837	62 106 104	246 977 275
776 Thermionic, Cold Cathode, And Photo Cathode Valves/tubes	440 308	1 919 247	42 878 709	190 476 148
775 Household Type, Electrical/non-electrical Equipments	1 481 027	6 423 305	51 689 315	179 973 328
772 Electrical Apparatus For Making And Breaking Electrical Circ	1 264 542	4 593 740	44 544 573	179 473 076
LAINNYA	317 905 320	1 264 767 685	661 060 129	2 652 553 053
SUB TOTAL	1 465 220 315	5 687 079 054	1 779 246 826	6 635 284 560
<b>PHILIPPINES</b>				
776 Thermionic, Cold Cathode, And Photo Cathode Valves/tubes	23 803	67 544	4 970 307	19 739 621
748 Transmission Shafts And Cranks	192 217	954 886	2 829 724	12 941 561
282 Waste And Scrap Metal Of Iron/steel	9 193 710	41 147 801	3 031 822	12 182 703
022 Milk,cream, And Milk Products Other Than Butter Or Cheese	318 575	1 965 332	1 913 020	10 624 206
784 Parts And Accessories Of The Motor Vehicles	270 860	1 094 697	2 317 344	9 314 478
LAINNYA	21 442 603	51 849 209	37 624 509	133 540 779

**I.6 IMPOR KOMODITI MENURUT NEGARA ASAL / IMPORT BY COUNTRY OF ORIGIN  
DAN LIMA GOLONGAN BARANG (SITC) UTAMA / AND FIVE MAJOR SITC COMMODITY GROUP  
\*\* APRIL / APRIL 2010 \*\***

Negara Asal/SITC/Uraian Golongan Barang <i>Country of Origin/SITC/group Description</i>	Berat Bersih / <i>Net Weight (Kg)</i>		Nilai CIF / <i>CIF Value (US\$)</i>	
	Bulan ini <i>Current month</i>	Kumulatif <i>Cum. Jan to date</i>	Bulan ini <i>Current month</i>	Kumulatif <i>Cum. Jan to date</i>
SUB TOTAL	31 441 768	97 079 469	52 686 726	198 343 348
<b>MALAYSIA</b>				
334 Petroleum Products, Refined	196 106 320	1 143 596 855	136 572 728	774 136 017
333 Petroleum Oil, Crude	201 109 116	1 365 945 739	117 243 644	767 905 842
511 Hydrocarbon And Their Halogenated, Nitrated Derivatives	7 775 529	68 779 271	8 978 827	75 221 277
575 Other Plastics In Primary Forms	13 196 983	46 119 788	19 080 218	64 322 658
571 Polymers Of Ethylene In Primary Forms	11 031 696	47 239 968	15 272 708	62 112 309
LAINNYA	396 753 040	1 489 293 787	342 925 103	1 223 482 299
SUB TOTAL	825 972 684	4 160 975 408	640 073 228	2 967 180 402
<b>MYANMAR</b>				
054 Vegetables, Fresh, Chilled, Frozen Or Simply Preserved	6 252 867	17 781 308	5 440 474	14 010 109
035 Fish, Dried Salted Or In Brine; Smoked Fish	136 893	1 048 521	90 678	733 211
036 Crustaceans, Molluscs, And Aquatic Invertebrates	0	24 869	0	315 425
248 Wood, simply Worked And Railway Sleeper Of Wood	0	66 116	0	193 197
247 Wood In The Rough Or Roughly Squared	26 030	86 683	78 038	183 602
LAINNYA	36 550	92 340	36 000	79 003
SUB TOTAL	6 452 340	19 099 837	5 645 190	15 514 547
<b>CAMBODIA</b>				
793 Ships, Boats, And Floating Structures	499 000	499 000	299 684	299 684
845 Articles Of Apparel	3 427	11 224	57 015	238 449
841 Men's Coats/jackets, Not Knitted	1 983	3 498	81 372	142 299
724 Textile/leather Machinery And Parts	15 737	22 200	49 616	77 093
893 Article Of Plastics	0	13 347	0	60 686
LAINNYA	3 454	30 083	57 809	239 027
SUB TOTAL	523 601	579 352	545 496	1 057 238
<b>BRUNEI DARUSSALAM</b>				
333 Petroleum Oil, Crude	76 864 000	493 768 912	47 633 713	292 644 063
282 Waste And Scrap Metal Of Iron/steel	1 825 970	3 986 500	660 822	1 335 695
793 Ships, Boats, And Floating Structures	0	1 302 000	0	100 500
724 Textile/leather Machinery And Parts	10 390	10 390	24 507	24 507
874 Measuring, Checking, Analysing, And Controlling Instrument A	130	130	6 419	6 419
LAINNYA	2 498	3 897	4 188	10 566
SUB TOTAL	78 702 988	499 071 829	48 329 649	294 121 750
<b>LAO PEOPLE'S DEM. REP.</b>				
071 Coffee And Coffee Substitutes	0	134 400	0	175 742
764 Telecommunication Equipments And Parts	0	2 108	0	27 296
057 Fruit And Nut; Fresh Or Dried	0	38 645	0	13 220
874 Measuring, Checking, Analysing, And Controlling Instrument A	0	5	0	529
LAINNYA	0	0	0	0
SUB TOTAL	0	175 158	0	216 787
<b>NEPAL</b>				
893 Article Of Plastics	0	136	0	1 100
699 Manufactures Of Base Metals	0	142	0	904
772 Electrical Apparatus For Making And Breaking Electrical Circ	1	1	9	9

**I.6 IMPOR KOMODITI MENURUT NEGARA ASAL / IMPORT BY COUNTRY OF ORIGIN  
DAN LIMA GOLONGAN BARANG (SITC) UTAMA / AND FIVE MAJOR SITC COMMODITY GROUP  
\*\* APRIL / APRIL 2010 \*\***

Negara Asal/SITC/Uraian Golongan Barang <i>Country of Origin/SITC/group Description</i>	Berat Bersih / <i>Net Weight (Kg)</i>		Nilai CIF / <i>CIF Value (US\$)</i>	
	Bulan ini <i>Current month</i>	Kumulatif <i>Cum. Jan to date</i>	Bulan ini <i>Current month</i>	Kumulatif <i>Cum. Jan to date</i>
LAINNYA	0	0	0	0
SUB TOTAL	1	279	9	2 013
<b>BHUTAN</b>				
778 Electrical Machinery And Apparatus	99	99	86 700	86 700
LAINNYA	0	0	0	0
SUB TOTAL	99	99	86 700	86 700
<b>VIET NAM</b>				
764 Telecommunication Equipments And Parts	58 324	330 679	5 117 360	34 038 664
674 Flat Rolled Products, Clad Or Plated	4 962 027	24 480 689	5 097 115	24 708 524
071 Coffee And Coffee Substitutes	1 080 593	13 612 679	1 995 271	19 273 327
744 Mechanical Handling Equipments And Parts	12 156	2 446 793	371 907	17 882 387
751 Office Machines	261 213	1 256 157	1 636 589	8 368 791
LAINNYA	32 863 559	129 211 705	47 098 854	165 873 866
SUB TOTAL	39 237 872	171 338 702	61 317 096	270 145 559
<b>INDIA</b>				
764 Telecommunication Equipments And Parts	128 054	986 531	21 132 948	155 521 113
334 Petroleum Products, Refined	33 751 765	123 731 797	25 096 348	91 983 523
222 Oil Seeds Use For Extraction Ofsoft Fixed Vegetable Oils	22 297 182	66 030 646	21 331 392	64 997 557
511 Hydrocarbon And Their Halogenated, Nitrated Derivatives	9 673 620	59 081 160	10 078 358	64 279 182
263 Cotton	17 924 971	38 694 520	30 899 165	63 531 223
LAINNYA	177 838 021	571 125 861	150 409 903	501 264 004
SUB TOTAL	261 613 613	859 650 515	258 948 114	941 576 602
<b>PAKISTAN</b>				
334 Petroleum Products, Refined	0	30 598 953	0	21 965 699
263 Cotton	99 140	7 033 839	161 737	10 292 343
792 Aircraft And Associated Equipments And Parts	0	80 000	0	2 000 000
651 Textile Yarns	292 717	696 455	763 015	1 729 345
288 Non-ferrous Base Metal Waste And Scraps	0	258 526	0	1 703 014
LAINNYA	970 499	7 607 784	3 057 924	11 333 483
SUB TOTAL	1 362 356	46 275 557	3 982 676	49 023 884
<b>BANGLADESH</b>				
334 Petroleum Products, Refined	5 525 896	5 525 896	4 108 503	4 108 503
651 Textile Yarns	1 015 011	4 148 012	1 162 581	4 100 998
658 Made-up Articles, Wholly/chiefly Of Textile Materials	453 140	2 562 450	487 960	2 612 242
792 Aircraft And Associated Equipments And Parts	0	70 900	0	2 000 150
036 Crustaceans, Molluscs, And Aquatic Invertebrates	0	93 350	0	1 072 498
LAINNYA	103 286	536 334	878 094	2 523 595
SUB TOTAL	7 097 333	12 936 942	6 637 138	16 417 986
<b>SRI LANKA</b>				
046 Meal And Flour Of Wheat And Flour Of Meslin	10 300 600	41 991 648	3 732 515	16 308 817
074 Tea And Mate	33 415	127 302	258 016	719 613
845 Articles Of Apparel	2 309	12 205	102 553	387 276
625 Rubber Tyre,tyre Cases,tyre Treads,inner Tubes, And Tyre Fla	61 035	158 841	146 578	367 796
656 Tulle,lace,embroidery,ribbons,trimmings And Other Small Ware	1 358	17 528	32 968	318 660

**I.6 IMPOR KOMODITI MENURUT NEGARA ASAL / IMPORT BY COUNTRY OF ORIGIN  
DAN LIMA GOLONGAN BARANG (SITC) UTAMA / AND FIVE MAJOR SITC COMMODITY GROUP  
\*\* APRIL / APRIL 2010 \*\***

Negara Asal/SITC/Uraian Golongan Barang <i>Country of Origin/SITC/group Description</i>	Berat Bersih / <i>Net Weight (Kg)</i>		Nilai CIF / <i>CIF Value (US\$)</i>	
	Bulan ini <i>Current month</i>	Kumulatif <i>Cum. Jan to date</i>	Bulan ini <i>Current month</i>	Kumulatif <i>Cum. Jan to date</i>
LAINNYA	193 892	668 363	482 321	2 137 371
SUB TOTAL	10 592 609	42 975 887	4 754 951	20 239 533
<b>AFGHANISTAN</b>				
773 Equipment For Distributing Electricity	0	1	0	12
LAINNYA	0	0	0	0
SUB TOTAL	0	1	0	12
<b>INDONESIA</b>				
793 Ships, Boats, And Floating Structures	370 000	370 000	8 550 000	8 550 000
851 Footwears	126 195	347 578	1 101 089	3 022 227
675 Flat Rolled Products And Alloy Steels	255 095	1 785 705	181 891	1 510 697
874 Measuring, Checking, Analysing, And Controlling Instrument A	16	1 028	352	1 187 517
122 Tobacco, Manufactured	380	55 241	2 704	905 639
LAINNYA	717 456	2 736 676	2 277 907	8 999 000
SUB TOTAL	1 469 142	5 296 228	12 113 943	24 175 080
<b>IRAN (ISLAMIC REPUBLIC OF)</b>				
342 Liquefied Propane And Butane	38 843 347	83 288 678	28 744 805	61 650 959
511 Hydrocarbon And Their Halogenated, Nitrated Derivatives	3 220 760	33 478 564	3 105 584	38 181 457
334 Petroleum Products, Refined	3 685 692	10 132 962	4 485 338	11 884 383
562 Fertilizers, Manufactured	3 132 000	14 935 400	1 735 128	7 989 905
598 Miscellaneous Chemical Products	1 939 856	4 036 903	2 905 522	5 906 616
LAINNYA	9 908 409	28 657 024	4 555 789	14 482 834
SUB TOTAL	60 730 064	174 529 531	45 532 166	140 096 154
<b>SAUDI ARABIA</b>				
333 Petroleum Oil, Crude	515 975 537	1 528 063 584	314 211 766	924 288 670
793 Ships, Boats, And Floating Structures	199 737 000	199 737 000	121 500 000	121 500 000
511 Hydrocarbon And Their Halogenated, Nitrated Derivatives	29 383 659	86 711 869	37 000 322	105 791 413
342 Liquefied Propane And Butane	0	122 301 740	0	91 768 620
334 Petroleum Products, Refined	4 130 222	90 491 549	3 042 322	68 545 533
LAINNYA	21 778 585	98 371 427	24 507 978	105 134 793
SUB TOTAL	771 005 003	2 125 677 169	500 262 388	1 417 029 029
<b>ISRAEL</b>				
515 Organo-inorganic And Heterocyclic Compounds	666	1 207	652 026	963 500
541 Medicinal And Pharmaceutical Products	1 114	20 462	17 500	717 676
726 Printing/book Binding Machinery And Parts	458	9 398	13 398	459 282
764 Telecommunication Equipments And Parts	75	593	14 634	154 450
542 Medicaments, Including Veterinary Medicaments	1	18 710	620	139 481
LAINNYA	6 937	121 074	94 091	572 681
SUB TOTAL	9 251	171 444	792 269	3 007 070
<b>KUWAIT</b>				
334 Petroleum Products, Refined	286 806 675	488 500 675	196 321 060	326 416 082
511 Hydrocarbon And Their Halogenated, Nitrated Derivatives	6 869 381	21 867 064	7 047 552	23 444 366
512 Alcohols,phenols,phenol-alcohols And Their Halogenated	1 275 000	15 350 000	1 340 419	15 899 569
571 Polymers Of Ethylene In Primary Forms	2 427 023	7 565 359	2 240 635	7 002 765

**I.6 IMPOR KOMODITI MENURUT NEGARA ASAL / IMPORT BY COUNTRY OF ORIGIN  
DAN LIMA GOLONGAN BARANG (SITC) UTAMA / AND FIVE MAJOR SITC COMMODITY GROUP  
\*\* APRIL / APRIL 2010 \*\***

Negara Asal/SITC/Uraian Golongan Barang <i>Country of Origin/SITC/group Description</i>	Berat Bersih / <i>Net Weight (Kg)</i>		Nilai CIF / <i>CIF Value (US\$)</i>	
	Bulan ini <i>Current month</i>	Kumulatif <i>Cum. Jan to date</i>	Bulan ini <i>Current month</i>	Kumulatif <i>Cum. Jan to date</i>
282 Waste And Scrap Metal Of Iron/steel	1 665 495	2 388 532	621 783	858 624
LAINNYA	252 293	505 996	88 820	583 667
<b>SUB TOTAL</b>	<b>299 295 867</b>	<b>536 177 626</b>	<b>207 660 269</b>	<b>374 205 073</b>
<b>JORDAN</b>				
272 Fertilizers, Crude	0	37 200 100	0	5 134 404
562 Fertilizers, Manufactured	2 801 140	8 780 901	1 087 842	3 515 774
522 Inorganic Chemical Elements, Oxides And Halogen Salts	21 000	8 702 268	21 000	2 638 952
288 Non-ferrous Base Metal Waste And Scraps	40 230	40 230	277 112	277 112
251 Pulp And Waste Paper	314 010	408 295	79 015	95 602
LAINNYA	32 401	101 446	28 334	88 843
<b>SUB TOTAL</b>	<b>3 208 781</b>	<b>55 233 240</b>	<b>1 493 303</b>	<b>11 750 687</b>
<b>LEBANON</b>				
792 Aircraft And Associated Equipments And Parts	0	48 000	0	51 255 000
288 Non-ferrous Base Metal Waste And Scraps	0	87 420	0	608 586
282 Waste And Scrap Metal Of Iron/steel	485 450	760 150	177 189	255 479
892 Printed Matter	15 006	82 059	22 201	170 636
773 Equipment For Distributing Electricity	0	2 980	0	41 673
LAINNYA	0	44 451	0	25 488
<b>SUB TOTAL</b>	<b>500 456</b>	<b>1 025 060</b>	<b>199 390</b>	<b>52 356 862</b>
<b>PALESTINA</b>				
773 Equipment For Distributing Electricity	0	156	0	5 117
LAINNYA	0	0	0	0
<b>SUB TOTAL</b>	<b>0</b>	<b>156</b>	<b>0</b>	<b>5 117</b>
<b>YEMEN</b>				
288 Non-ferrous Base Metal Waste And Scraps	0	42 390	0	258 662
611 Leathers	21 655	33 430	142 450	193 450
211 Hides And Skins, Raw	0	9 450	0	53 332
695 Tools For Used In The Hand Or In Machines	0	1	0	52
LAINNYA	0	0	0	0
<b>SUB TOTAL</b>	<b>21 655</b>	<b>85 271</b>	<b>142 450</b>	<b>505 496</b>
<b>OMAN</b>				
684 Alumunium	5 248 473	20 966 962	11 331 081	46 482 165
511 Hydrocarbon And Their Halogenated, Nitrated Derivatives	10 391 950	25 808 054	10 670 194	27 722 937
034 Fish, Fresh, Chilled Or Frozen	0	81 000	0	57 780
515 Organo-inorganic And Heterocyclic Compounds	0	150	0	4 800
679 Tubes, Pipes, Hollow Profile, Pipe Fitting Of Iron/steel	0	581	0	2 532
LAINNYA	0	1 179	0	1 288
<b>SUB TOTAL</b>	<b>15 640 423</b>	<b>46 857 926</b>	<b>22 001 275</b>	<b>74 271 502</b>
<b>SYRIA ARAB REPUBLIC</b>				
263 Cotton	116 500	116 500	187 811	187 811
611 Leathers	0	21 080	0	148 440
892 Printed Matter	0	42 002	0	44 198
056 Vegetables, Roots And Tubers, Prepared Or Preserved Nes	0	6 645	0	8 769

**I.6 IMPOR KOMODITI MENURUT NEGARA ASAL / IMPORT BY COUNTRY OF ORIGIN  
DAN LIMA GOLONGAN BARANG (SITC) UTAMA / AND FIVE MAJOR SITC COMMODITY GROUP  
\*\* APRIL / APRIL 2010 \*\***

Negara Asal/SITC/Uraian Golongan Barang <i>Country of Origin/SITC/group Description</i>	Berat Bersih / <i>Net Weight (Kg)</i>		Nilai CIF / <i>CIF Value (US\$)</i>	
	Bulan ini <i>Current month</i>	Kumulatif <i>Cum. Jan to date</i>	Bulan ini <i>Current month</i>	Kumulatif <i>Cum. Jan to date</i>
845 Articles Of Apparel	3	65	156	3 614
LAINNYA	0	1 651	0	3 252
<b>SUB TOTAL</b>	<b>116 503</b>	<b>187 943</b>	<b>187 967</b>	<b>396 084</b>
<b>TURKEY</b>				
046 Meal And Flour Of Wheat And Flour Of Meslin	25 909 000	133 487 500	7 405 400	38 400 427
121 Tobacco, Unmanufactured And Refused	425 408	1 556 678	4 116 137	11 733 900
672 Ingots And Other Iron/steel In Primary Forms	969 200	16 847 603	542 752	8 544 017
511 Hydrocarbon And Their Halogenated, Nitrated Derivatives	0	4 979 372	0	4 939 537
652 Cotton Fabrics, Woven	7 261	124 816	86 166	2 446 116
LAINNYA	6 845 766	29 309 177	5 082 150	21 309 564
<b>SUB TOTAL</b>	<b>34 156 635</b>	<b>186 305 146</b>	<b>17 232 605</b>	<b>87 373 561</b>
<b>UNITED ARAB EMIRATES</b>				
342 Liquefied Propane And Butane	5 468 000	79 966 300	4 063 710	60 307 659
334 Petroleum Products, Refined	26 293 986	37 300 714	19 450 654	27 384 661
684 Alumunium	1 748 271	5 149 043	4 049 880	12 184 318
598 Miscellaneous Chemical Products	1 998 776	4 075 533	3 029 124	6 238 511
282 Waste And Scrap Metal Of Iron/steel	3 276 144	11 543 956	1 260 808	4 388 860
LAINNYA	7 343 072	53 519 860	4 548 550	23 529 668
<b>SUB TOTAL</b>	<b>46 128 249</b>	<b>191 555 406</b>	<b>36 402 726</b>	<b>134 033 677</b>
<b>QATAR</b>				
334 Petroleum Products, Refined	41 936 975	61 990 906	30 559 949	45 958 360
511 Hydrocarbon And Their Halogenated, Nitrated Derivatives	1 575 000	29 553 014	2 052 572	36 823 871
598 Miscellaneous Chemical Products	0	7 298 912	0	11 066 997
274 Sulphur And Unroasted Iron Pyrites	0	12 150 000	0	2 247 750
684 Alumunium	576 424	726 167	1 303 450	1 629 760
LAINNYA	344 144	1 003 988	638 185	2 744 881
<b>SUB TOTAL</b>	<b>44 432 543</b>	<b>112 722 987</b>	<b>34 554 156</b>	<b>100 471 619</b>
<b>BAHRAIN</b>				
334 Petroleum Products, Refined	0	33 000 000	0	24 081 741
684 Alumunium	1 449 701	4 339 057	3 350 095	9 965 576
675 Flat Rolled Products And Alloy Steels	47 205	122 225	72 674	192 707
288 Non-ferrous Base Metal Waste And Scraps	0	51 270	0	87 764
661 Lime,cement And Fabricated Construction Materials	0	138 061	0	73 769
LAINNYA	25	567	260	1 495
<b>SUB TOTAL</b>	<b>1 496 931</b>	<b>37 651 180</b>	<b>3 423 029</b>	<b>34 403 052</b>
<b>CYPRUS</b>				
793 Ships, Boats, And Floating Structures	0	5 701 000	0	2 550 000
287 Ores And Concentrates Of Basemetals	56 000	104 000	37 989	71 033
744 Mechanical Handling Equipments And Parts	14 600	14 600	52 203	52 203
893 Article Of Plastics	0	6 006	0	15 593
781 Passengger Motor Cars	0	1 713	0	10 000
LAINNYA	15 633	78 360	5 458	28 047
<b>SUB TOTAL</b>	<b>86 233</b>	<b>5 905 679</b>	<b>95 650</b>	<b>2 726 876</b>

**I.6 IMPOR KOMODITI MENURUT NEGARA ASAL / IMPORT BY COUNTRY OF ORIGIN  
DAN LIMA GOLONGAN BARANG (SITC) UTAMA / AND FIVE MAJOR SITC COMMODITY GROUP  
\*\* APRIL / APRIL 2010 \*\***

Negara Asal/SITC/Uraian Golongan Barang <i>Country of Origin/SITC/group Description</i>	Berat Bersih / <i>Net Weight (Kg)</i>		Nilai CIF / <i>CIF Value (US\$)</i>	
	Bulan ini <i>Current month</i>	Kumulatif <i>Cum. Jan to date</i>	Bulan ini <i>Current month</i>	Kumulatif <i>Cum. Jan to date</i>
<b>EGYPT</b>				
334 Petroleum Products, Refined	0	57 185 065	0	40 996 257
562 Fertilizers, Manufactured	17 587 590	135 058 110	1 609 174	12 583 173
061 Sugar, Molasses, And Honey	20 000 000	28 000 000	3 656 000	5 136 000
272 Fertilizers, Crude	1 960 000	41 010 000	186 200	4 511 651
057 Fruit And Nut; Fresh Or Dried	744 382	2 003 772	519 980	1 511 242
LAINNYA	940 324	2 117 192	1 239 407	3 524 107
<b>SUB TOTAL</b>	<b>41 232 296</b>	<b>265 374 139</b>	<b>7 210 761</b>	<b>68 262 430</b>
<b>MOROCCO</b>				
842 Women's Coats/jacket, Not Knitted	5 412	19 274	369 619	1 124 617
562 Fertilizers, Manufactured	2 500 000	2 500 000	1 025 000	1 025 000
841 Men's Coats/jackets, Not Knitted	1 687	6 566	97 703	339 100
845 Articles Of Apparel	1 169	4 323	78 498	249 858
081 Feeding Stuff For Animals	0	161 920	0	204 019
LAINNYA	256 567	285 063	166 633	380 309
<b>SUB TOTAL</b>	<b>2 764 835</b>	<b>2 977 146</b>	<b>1 737 453</b>	<b>3 322 903</b>
<b>TUNISIA</b>				
523 Metallicsalts And Peroxysalts	1 025 000	4 025 000	460 675	1 786 250
562 Fertilizers, Manufactured	11 060 000	11 060 000	1 493 100	1 493 100
251 Pulp And Waste Paper	89 600	291 200	170 211	560 876
772 Electrical Apparatus For Making And Breaking Electrical Circ	178	18 701	9 927	448 374
841 Men's Coats/jackets, Not Knitted	151	917	12 507	57 537
LAINNYA	1 034	6 976	65 643	244 514
<b>SUB TOTAL</b>	<b>12 175 963</b>	<b>15 402 794</b>	<b>2 212 063</b>	<b>4 590 651</b>
<b>SUDAN</b>				
333 Petroleum Oil, Crude	0	163 226 713	0	101 611 151
288 Non-ferrous Base Metal Waste And Scraps	18 870	18 870	129 516	129 516
263 Cotton	0	37 822	0	81 900
621 Materials Of Rubber	4 868	4 868	22 688	22 688
232 Synthetic Rubber Latex, Synthetic/reclaimed Rubber	0	14 230	0	10 672
LAINNYA	107	1 494	420	13 716
<b>SUB TOTAL</b>	<b>23 845</b>	<b>163 303 997</b>	<b>152 624</b>	<b>101 869 643</b>
<b>NAMIBIA</b>				
686 Zinc	960 008	1 894 818	2 267 895	4 526 718
057 Fruit And Nut; Fresh Or Dried	0	15 300	0	32 572
773 Equipment For Distributing Electricity	0	274	0	5 763
772 Electrical Apparatus For Making And Breaking Electrical Circ	0	64	0	1 189
749 Non-electric Parts And Accessories Of Machineries	0	1	0	83
LAINNYA	0	6	0	58
<b>SUB TOTAL</b>	<b>960 008</b>	<b>1 910 463</b>	<b>2 267 895</b>	<b>4 566 383</b>
<b>ETHIOPIA</b>				
263 Cotton	664 958	664 958	1 112 925	1 112 925
075 Spices	30 000	195 175	36 000	182 713
081 Feeding Stuff For Animals	0	500 000	0	121 000
611 Leathers	0	3 159	0	81 921
071 Coffee And Coffee Substitutes	0	165	0	859
LAINNYA	0	0	0	0



**I.6 IMPOR KOMODITI MENURUT NEGARA ASAL / IMPORT BY COUNTRY OF ORIGIN  
DAN LIMA GOLONGAN BARANG (SITC) UTAMA / AND FIVE MAJOR SITC COMMODITY GROUP  
\*\* APRIL / APRIL 2010 \*\***

Negara Asal/SITC/Uraian Golongan Barang <i>Country of Origin/SITC/group Description</i>	Berat Bersih / <i>Net Weight (Kg)</i>		Nilai CIF / <i>CIF Value (US\$)</i>	
	Bulan ini <i>Current month</i>	Kumulatif <i>Cum. Jan to date</i>	Bulan ini <i>Current month</i>	Kumulatif <i>Cum. Jan to date</i>
SUB TOTAL	694 958	1 363 457	1 148 925	1 499 418
<b>TANZANIA, UNITED REP. OF</b>				
263 Cotton	2 922 030	13 664 733	3 757 651	19 107 943
288 Non-ferrous Base Metal Waste And Scraps	22 125	22 125	152 272	152 272
292 Crude Vegetable Materials	0	60 000	0	96 000
071 Coffee And Coffee Substitutes	0	71 960	0	19 315
LAINNYA	0	0	0	0
SUB TOTAL	2 944 155	13 818 818	3 909 923	19 375 530
<b>MADAGASCAR</b>				
551 Essential Oils, Perfumes, And Flavour Materials	40 000	280 550	286 253	2 024 181
265 Vegetable Textile Fibres,raw Or Processed;waste Of These Fib	0	25 875	0	24 064
841 Men's Coats/jackets, Not Knitted	0	201	0	8 362
842 Women's Coats/jacket, Not Knitted	1	21	32	1 066
LAINNYA	0	0	0	0
SUB TOTAL	40 001	306 647	286 285	2 057 673
<b>KENYA</b>				
334 Petroleum Products, Refined	0	9 445 153	0	6 979 968
074 Tea And Mate	198 941	741 611	613 439	2 285 901
523 Metallicsalts And Peroxysalts	2 905 884	8 883 055	420 856	1 278 710
292 Crude Vegetable Materials	100 432	319 894	160 692	658 872
642 Paper And Paperboard Cut To Size/shape And Article Of Papers	0	246 000	0	460 800
LAINNYA	317 327	778 005	640 249	1 140 259
SUB TOTAL	3 522 584	20 413 718	1 835 236	12 804 510
<b>MOZAMBIQUE</b>				
263 Cotton	1 310 606	3 799 698	2 050 012	5 882 363
282 Waste And Scrap Metal Of Iron/steel	0	297 810	0	89 343
685 Lead	0	49 676	0	87 678
265 Vegetable Textile Fibres,raw Or Processed;waste Of These Fib	0	111 136	0	86 686
222 Oil Seeds Use For Extraction Ofsoft Fixed Vegetable Oils	0	92 949	0	48 654
LAINNYA	1 600	1 603	5 951	6 104
SUB TOTAL	1 312 206	4 352 872	2 055 963	6 200 828
<b>BOTSWANA</b>				
658 Made-up Articles, Wholly/chiefly Of Textile Materials	0	30	0	983
LAINNYA	0	0	0	0
SUB TOTAL	0	30	0	983
<b>TOGO</b>				
263 Cotton	198 992	198 992	350 958	350 958
282 Waste And Scrap Metal Of Iron/steel	0	230 640	0	76 572
655 Knitted Or Crocheted Fabrics	0	3	0	27
LAINNYA	0	0	0	0
SUB TOTAL	198 992	429 635	350 958	427 557
<b>GHANA</b>				
072 Cocoa	700 000	3 250 000	2 835 934	13 274 763
288 Non-ferrous Base Metal Waste And Scraps	22 010	22 010	151 480	151 480
793 Ships, Boats, And Floating Structures	0	53 750	0	75 145

**I.6 IMPOR KOMODITI MENURUT NEGARA ASAL / IMPORT BY COUNTRY OF ORIGIN  
DAN LIMA GOLONGAN BARANG (SITC) UTAMA / AND FIVE MAJOR SITC COMMODITY GROUP  
\*\* APRIL / APRIL 2010 \*\***

Negara Asal/SITC/Uraian Golongan Barang <i>Country of Origin/SITC/group Description</i>	Berat Bersih / <i>Net Weight (Kg)</i>		Nilai CIF / <i>CIF Value (US\$)</i>	
	Bulan ini <i>Current month</i>	Kumulatif <i>Cum. Jan to date</i>	Bulan ini <i>Current month</i>	Kumulatif <i>Cum. Jan to date</i>
685 Lead	0	26 380	0	46 561
772 Electrical Apparatus For Making And Breaking Electrical Circ	1 315	1 315	20 569	20 569
LAINNYA	1 688	1 688	26 371	26 371
<b>SUB TOTAL</b>	<b>725 013</b>	<b>3 355 143</b>	<b>3 034 354</b>	<b>13 594 889</b>
<b>LIBERIA</b>				
793 Ships, Boats, And Floating Structures	0	3 487 000	0	5 500 000
282 Waste And Scrap Metal Of Iron/steel	376 240	376 240	141 090	141 090
655 Knitted Or Crocheted Fabrics	420	420	3 153	3 153
LAINNYA	0	0	0	0
<b>SUB TOTAL</b>	<b>376 660</b>	<b>3 863 660</b>	<b>144 243</b>	<b>5 644 243</b>
<b>ANGOLA</b>				
691 Structures And Parts Of Iron/steel Or Aluminium	0	240 000	0	1 040 400
786 Trailers And Other Vehicles, Not Motorized	0	27 461	0	156 974
874 Measuring, Checking, Analysing, And Controlling Instrument A	0	9 687	0	77 776
282 Waste And Scrap Metal Of Iron/steel	165 781	185 651	58 024	64 521
742 Pumps For Liquid And Parts	0	3 618	0	20 673
LAINNYA	0	1 317	0	11 590
<b>SUB TOTAL</b>	<b>165 781</b>	<b>467 734</b>	<b>58 024</b>	<b>1 371 934</b>
<b>CONGO</b>				
728 Other Machines And Equipment Specialized For Particular Indu	0	93	0	2 459
695 Tools For Used In The Hand Or In Machines	0	53	0	1 397
893 Article Of Plastics	0	2	0	48
LAINNYA	0	0	0	0
<b>SUB TOTAL</b>	<b>0</b>	<b>148</b>	<b>0</b>	<b>3 904</b>
<b>CAMEROON</b>				
072 Cocoa	103 704	1 099 813	384 083	4 213 340
263 Cotton	0	950 798	0	1 514 807
248 Wood, simply Worked And Railway Sleeper Of Wood	183 406	467 051	115 854	412 809
288 Non-ferrous Base Metal Waste And Scraps	19 290	19 290	132 760	132 760
771 Electric Power Machinery And Parts	0	967	0	42 496
LAINNYA	20 514	22 032	60 397	66 888
<b>SUB TOTAL</b>	<b>326 914</b>	<b>2 559 951</b>	<b>693 094</b>	<b>6 383 100</b>
<b>NIGERIA</b>				
333 Petroleum Oil, Crude	257 469 000	602 906 700	159 056 349	382 493 889
263 Cotton	408 195	1 169 271	564 902	1 657 129
685 Lead	208 750	308 441	426 895	606 339
679 Tubes, Pipes, Hollow Profile, Pipe Fitting Of Iron/steel	0	12 833	0	34 270
248 Wood, simply Worked And Railway Sleeper Of Wood	0	41 000	0	34 043
LAINNYA	0	0	0	0
<b>SUB TOTAL</b>	<b>258 085 945</b>	<b>604 438 245</b>	<b>160 048 146</b>	<b>384 825 670</b>
<b>SIERRA LEONE</b>				
282 Waste And Scrap Metal Of Iron/steel	0	121 500	0	40 338
894 Baby Carriages, Toys, Games, And Sporting Goods	0	13	0	148
724 Textile/leather Machinery And Parts	0	4	0	76
743 Pumps, Compressors, Fans, Blowers, Centrifuges, And Parts	1	1	6	6
LAINNYA	0	0	0	0

**I.6 IMPOR KOMODITI MENURUT NEGARA ASAL / IMPORT BY COUNTRY OF ORIGIN  
DAN LIMA GOLONGAN BARANG (SITC) UTAMA / AND FIVE MAJOR SITC COMMODITY GROUP  
\*\* APRIL / APRIL 2010 \*\***

Negara Asal/SITC/Uraian Golongan Barang <i>Country of Origin/SITC/group Description</i>	Berat Bersih / <i>Net Weight (Kg)</i>		Nilai CIF / <i>CIF Value (US\$)</i>	
	Bulan ini <i>Current month</i>	Kumulatif <i>Cum. Jan to date</i>	Bulan ini <i>Current month</i>	Kumulatif <i>Cum. Jan to date</i>
SUB TOTAL	1	121 518	6	40 568
<b>GABON</b>				
081 Feeding Stuff For Animals	0	168 711	0	109 156
635 Wood Manufactures	18 369	18 369	41 587	41 587
554 Soap,cleansing And Polishing Preparations	0	2 562	0	8 516
LAINNYA	0	0	0	0
SUB TOTAL	18 369	189 642	41 587	159 259
<b>COTE D'IVOIRE</b>				
072 Cocoa	875 875	2 517 776	3 107 710	8 839 110
263 Cotton	660 859	2 125 404	1 145 676	3 542 790
288 Non-ferrous Base Metal Waste And Scraps	41 400	62 130	284 861	428 248
248 Wood, simply Worked And Railway Sleeper Of Wood	0	36 914	0	31 161
775 Household Type, Electrical/non-electrical Equipments	3 931	3 931	26 801	26 801
LAINNYA	2	2	2 136	2 136
SUB TOTAL	1 582 067	4 746 157	4 567 184	12 870 246
<b>SENEGAL</b>				
263 Cotton	0	99 348	0	161 529
282 Waste And Scrap Metal Of Iron/steel	436 130	436 130	160 037	160 037
598 Miscellaneous Chemical Products	0	50	0	45 749
685 Lead	0	26 710	0	15 492
661 Lime,cement And Fabricated Construction Materials	23 850	23 850	7 686	7 686
LAINNYA	0	1 099	0	3 696
SUB TOTAL	459 980	587 187	167 723	394 189
<b>MAURITANIA</b>				
282 Waste And Scrap Metal Of Iron/steel	120 390	120 390	43 340	43 340
573 Polimers Of Vinyl Chloride In Primary Forms	4 530	4 530	8 033	8 033
845 Articles Of Apparel	0	31	0	1 697
LAINNYA	0	0	0	0
SUB TOTAL	124 920	124 951	51 373	53 070
<b>MALI</b>				
263 Cotton	707 273	3 814 025	1 264 536	6 369 337
571 Polymers Of Ethylene In Primary Forms	198 000	198 000	160 380	160 380
282 Waste And Scrap Metal Of Iron/steel	0	209 840	0	75 542
764 Telecommunication Equipments And Parts	0	141	0	11 931
LAINNYA	0	0	0	0
SUB TOTAL	905 273	4 222 006	1 424 916	6 617 190
<b>BENIN</b>				
263 Cotton	2 004 770	2 918 713	3 477 042	4 835 999
282 Waste And Scrap Metal Of Iron/steel	0	650 000	0	207 216
LAINNYA	0	0	0	0
SUB TOTAL	2 004 770	3 568 713	3 477 042	5 043 215

**I.6 IMPOR KOMODITI MENURUT NEGARA ASAL / IMPORT BY COUNTRY OF ORIGIN  
DAN LIMA GOLONGAN BARANG (SITC) UTAMA / AND FIVE MAJOR SITC COMMODITY GROUP  
\*\* APRIL / APRIL 2010 \*\***

Negara Asal/SITC/Uraian Golongan Barang <i>Country of Origin/SITC/group Description</i>	Berat Bersih / <i>Net Weight (Kg)</i>		Nilai CIF / <i>CIF Value (US\$)</i>	
	Bulan ini <i>Current month</i>	Kumulatif <i>Cum. Jan to date</i>	Bulan ini <i>Current month</i>	Kumulatif <i>Cum. Jan to date</i>
<b>BURKINA FASO</b>				
263 Cotton	6 990 878	10 862 960	11 962 466	18 301 073
LAINNYA	0	0	0	0
<b>SUB TOTAL</b>	<b>6 990 878</b>	<b>10 862 960</b>	<b>11 962 466</b>	<b>18 301 073</b>
<b>GAMBIA</b>				
282 Waste And Scrap Metal Of Iron/steel	100 970	100 970	37 864	37 864
LAINNYA	0	0	0	0
<b>SUB TOTAL</b>	<b>100 970</b>	<b>100 970</b>	<b>37 864</b>	<b>37 864</b>
<b>U.S. VIRGIN ISLANDS</b>				
775 Household Type, Electrical/non-electrical Equipments	27 978	27 978	190 742	190 742
657 Special Yarns, textile Fabrics	0	4 235	0	45 942
LAINNYA	0	0	0	0
<b>SUB TOTAL</b>	<b>27 978</b>	<b>32 213</b>	<b>190 742</b>	<b>236 684</b>
<b>UGANDA</b>				
263 Cotton	176 338	382 991	319 974	668 498
685 Lead	0	151 880	0	241 555
121 Tobacco, Unmanufactured And Refused	4	12 349	2	106 682
LAINNYA	0	0	0	0
<b>SUB TOTAL</b>	<b>176 342</b>	<b>547 220</b>	<b>319 976</b>	<b>1 016 735</b>
<b>CENTRAL AFRICAN REPUBLIC</b>				
263 Cotton	299 770	781 866	507 759	1 249 676
LAINNYA	0	0	0	0
<b>SUB TOTAL</b>	<b>299 770</b>	<b>781 866</b>	<b>507 759</b>	<b>1 249 676</b>
<b>NIGER</b>				
778 Electrical Machinery And Apparatus	0	11 338	0	174 847
575 Other Plastics In Primary Forms	0	2 414	0	35 401
718 Other Power Generating Machines And Parts	0	777	0	27 491
574 Poliacetals And Polycarbons In Primary Forms	1 819	1 819	12 935	12 935
554 Soap,cleansing And Polishing Preparations	0	3 906	0	2 200
LAINNYA	0	1 000	0	743
<b>SUB TOTAL</b>	<b>1 819</b>	<b>21 254</b>	<b>12 935</b>	<b>253 617</b>
<b>CHAD</b>				
263 Cotton	94 716	647 905	94 716	1 062 700
LAINNYA	0	0	0	0
<b>SUB TOTAL</b>	<b>94 716</b>	<b>647 905</b>	<b>94 716</b>	<b>1 062 700</b>
<b>DJIBOUTI</b>				
075 Spices	0	60 825	0	21 897
LAINNYA	0	0	0	0
<b>SUB TOTAL</b>	<b>0</b>	<b>60 825</b>	<b>0</b>	<b>21 897</b>

**I.6 IMPOR KOMODITI MENURUT NEGARA ASAL / IMPORT BY COUNTRY OF ORIGIN  
DAN LIMA GOLONGAN BARANG (SITC) UTAMA / AND FIVE MAJOR SITC COMMODITY GROUP  
\*\* APRIL / APRIL 2010 \*\***

Negara Asal/SITC/Uraian Golongan Barang <i>Country of Origin/SITC/group Description</i>	Berat Bersih / <i>Net Weight (Kg)</i>		Nilai CIF / <i>CIF Value (US\$)</i>	
	Bulan ini <i>Current month</i>	Kumulatif <i>Cum. Jan to date</i>	Bulan ini <i>Current month</i>	Kumulatif <i>Cum. Jan to date</i>
<b>SAINT HELENA</b>				
641 Papers And Paperboards	0	5 110	0	17 940
778 Electrical Machinery And Apparatus	0	143	0	3 677
533 Pigments, Paints, Varnishes, And Related Materials	0	1 000	0	752
678 Wire Of Iron/steel	56	56	500	500
776 Thermionic, Cold Cathode, And Photo Cathode Valves/tubes	0	3	0	281
LAINNYA	0	4	0	217
<b>SUB TOTAL</b>	<b>56</b>	<b>6 316</b>	<b>500</b>	<b>23 367</b>
<b>SWAZILAND</b>				
743 Pumps, Compressors, Fans, Blowers, Centrifuges, And Parts	16	53 025	761	3 418 029
251 Pulp And Waste Paper	0	608 250	0	364 950
263 Cotton	97 512	112 406	171 443	192 293
723 Civil Engineering And Contractor Plants And Equipments/parts	2 980	2 980	149 000	149 000
885 Watches And Clocks	335	386	4 312	138 438
LAINNYA	3 937	28 648	37 763	296 688
<b>SUB TOTAL</b>	<b>104 780</b>	<b>805 695</b>	<b>363 279</b>	<b>4 559 398</b>
<b>SOUTH AFRICA</b>				
251 Pulp And Waste Paper	14 457 833	75 166 514	11 965 560	62 485 004
684 Aluminium	2 439 322	6 626 813	5 556 370	14 910 043
061 Sugar, Molasses, And Honey	0	22 000 000	0	11 541 640
282 Waste And Scrap Metal Of Iron/steel	7 248 745	14 974 333	2 731 839	5 251 107
057 Fruit And Nut; Fresh Or Dried	624 807	3 018 506	767 508	4 746 069
LAINNYA	11 120 486	24 698 205	7 295 015	31 583 989
<b>SUB TOTAL</b>	<b>35 891 193</b>	<b>146 484 371</b>	<b>28 316 292</b>	<b>130 517 852</b>
<b>ZIMBABWE</b>				
121 Tobacco, Unmanufactured And Refused	198 000	633 600	1 623 600	5 421 240
263 Cotton	639 195	2 455 282	1 068 382	3 922 661
821 Furnitures And Parts	0	50	0	464
LAINNYA	0	0	0	0
<b>SUB TOTAL</b>	<b>837 195</b>	<b>3 088 932</b>	<b>2 691 982</b>	<b>9 344 365</b>
<b>ZAMBIA</b>				
263 Cotton	222 739	1 282 181	344 230	1 921 729
LAINNYA	0	0	0	0
<b>SUB TOTAL</b>	<b>222 739</b>	<b>1 282 181</b>	<b>344 230</b>	<b>1 921 729</b>
<b>MALAWI</b>				
263 Cotton	1 269 594	4 745 392	2 005 660	6 697 496
074 Tea And Mate	0	1 080	0	5 894
LAINNYA	0	0	0	0
<b>SUB TOTAL</b>	<b>1 269 594</b>	<b>4 746 472</b>	<b>2 005 660</b>	<b>6 703 390</b>
<b>BURUNDI</b>				
263 Cotton	0	93 111	0	140 625
LAINNYA	0	0	0	0

**I.6 IMPOR KOMODITI MENURUT NEGARA ASAL / IMPORT BY COUNTRY OF ORIGIN  
DAN LIMA GOLONGAN BARANG (SITC) UTAMA / AND FIVE MAJOR SITC COMMODITY GROUP  
\*\* APRIL / APRIL 2010 \*\***

Negara Asal/SITC/Uraian Golongan Barang <i>Country of Origin/SITC/group Description</i>	Berat Bersih / <i>Net Weight (Kg)</i>		Nilai CIF / <i>CIF Value (US\$)</i>	
	Bulan ini <i>Current month</i>	Kumulatif <i>Cum. Jan to date</i>	Bulan ini <i>Current month</i>	Kumulatif <i>Cum. Jan to date</i>
SUB TOTAL	0	93 111	0	140 625
<b>MAURITIUS</b>				
845 Articles Of Apparel	932	4 844	29 815	140 835
034 Fish, Fresh, Chilled Or Frozen	22 162	67 032	15 513	46 922
773 Equipment For Distributing Electricity	723	723	19 548	19 548
841 Men's Coats/jackets, Not Knitted	76	602	3 302	17 519
844 Women's Coats/jackets, Knitted	151	580	5 562	17 313
LAINNYA	9 314	34 552	14 651	38 223
SUB TOTAL	33 358	108 333	88 391	280 360
<b>VIRGIN ISLANDS (BRITISH)</b>				
657 Special Yarns,textile Fabrics	11 685	94 061	88 017	726 820
851 Footwears	8 871	21 579	50 255	147 239
793 Ships, Boats, And Floating Structures	41 000	41 000	75 000	75 000
575 Other Plastics In Primary Forms	5 040	15 120	15 897	47 166
724 Textile/leather Machinery And Parts	0	4 812	0	39 217
LAINNYA	0	76	0	4 617
SUB TOTAL	66 596	176 648	229 169	1 040 059
<b>AUSTRALIA</b>				
041 Wheat And Meslin, Unmilled	235 833 560	973 868 390	60 709 022	253 572 455
001 Live Animals Other Than Fish	20 799 867	89 685 979	43 467 293	183 908 758
684 Alumunium	5 966 073	25 816 900	14 582 113	59 891 426
011 Meat Of Bovine Animals Fresh, Chilled Or Frozen	2 474 367	13 712 030	7 792 114	42 231 379
562 Fertilizers, Manufactured	36 878 800	147 498 370	10 045 035	39 621 400
LAINNYA	282 811 625	1 030 891 791	167 335 053	641 010 183
SUB TOTAL	584 764 292	2 281 473 460	303 930 630	1 220 235 601
<b>NEW ZEALAND</b>				
022 Milk,cream, And Milk Products Other Than Butter Or Cheese	4 595 602	22 177 940	17 300 715	75 921 625
011 Meat Of Bovine Animals Fresh, Chilled Or Frozen	3 682 043	12 824 307	12 021 693	41 259 283
251 Pulp And Waste Paper	13 663 371	65 266 946	6 276 455	33 993 682
023 Butter And Other Fats From Milk	880 634	3 919 750	4 266 050	17 706 373
081 Feeding Stuff For Animals	9 219 497	26 971 880	4 976 169	14 028 947
LAINNYA	26 872 311	76 496 770	22 369 628	69 975 811
SUB TOTAL	58 913 458	207 657 593	67 210 710	252 885 721
<b>MICRONESIA, FED. STATES OF</b>				
292 Crude Vegetable Materials	0	607	0	2 343
LAINNYA	0	0	0	0
SUB TOTAL	0	607	0	2 343
<b>NAURU</b>				
679 Tubes, Pipes, Hollow Profile, Pipe Fitting Of Iron/steel	0	224	0	22 854
778 Electrical Machinery And Apparatus	0	76	0	7 792
776 Thermionic, Cold Cathode, And Photo Cathode Valves/tubes	0	76	0	7 698
745 Other Non-electical Machinery, Tools, And Mechanical Apparatus	0	26	0	2 220
772 Electrical Apparatus For Making And Breaking Electrical Circ	0	2	0	190
LAINNYA	0	0	0	0

**I.6 IMPOR KOMODITI MENURUT NEGARA ASAL / IMPORT BY COUNTRY OF ORIGIN  
DAN LIMA GOLONGAN BARANG (SITC) UTAMA / AND FIVE MAJOR SITC COMMODITY GROUP  
\*\* APRIL / APRIL 2010 \*\***

Negara Asal/SITC/Uraian Golongan Barang <i>Country of Origin/SITC/group Description</i>	Berat Bersih / <i>Net Weight (Kg)</i>		Nilai CIF / <i>CIF Value (US\$)</i>	
	Bulan ini <i>Current month</i>	Kumulatif <i>Cum. Jan to date</i>	Bulan ini <i>Current month</i>	Kumulatif <i>Cum. Jan to date</i>
SUB TOTAL	0	404	0	40 754
<b>NEW CALEDONIA</b>				
023 Butter And Other Fats From Milk	0	8 733	0	14 651
211 Hides And Skins, Raw	0	15 369	0	8 914
773 Equipment For Distributing Electricity	0	69	0	2 398
LAINNYA	0	0	0	0
SUB TOTAL	0	24 171	0	25 963
<b>VANUATU</b>				
072 Cocoa	29 577	29 577	100 750	100 750
LAINNYA	0	0	0	0
SUB TOTAL	29 577	29 577	100 750	100 750
<b>BRITISH INDIAN OCEAN TERRITORY</b>				
772 Electrical Apparatus For Making And Breaking Electrical Circ	6	6	332	332
LAINNYA	0	0	0	0
SUB TOTAL	6	6	332	332
<b>OTH.OCEANIA</b>				
656 Tulle,lace,embroidery,ribbons,trimmings And Other Small Ware	0	9	0	196
LAINNYA	0	0	0	0
SUB TOTAL	0	9	0	196
<b>AMERICAN SAMOA</b>				
728 Other Machines And Equipment Specialized For Particular Indu	0	12 766	0	1 121 200
263 Cotton	79 156	383 837	137 389	665 922
533 Pigments, Paints, Varnishes, And Related Materials	100 000	200 000	240 000	475 000
793 Ships, Boats, And Floating Structures	0	1 013 000	0	251 250
743 Pumps, Compressors, Fans, Blowers, Centrifuges, And Parts	394 007	394 007	208 364	208 364
LAINNYA	81 069	127 531	102 149	196 916
SUB TOTAL	654 232	2 131 141	687 902	2 918 652
<b>COOK ISLANDS</b>				
747 Taps, Cocks, And Valves For Pipes	0	7 102	0	163 570
621 Materials Of Rubber	0	26 742	0	150 771
657 Special Yarns,textile Fabrics	0	20 520	0	92 156
725 Papermill/pulpmill Machinery And Paper Cutting Machines	0	2 165	0	48 331
581 Tubes, Pipes, And Hoses Of Plastics	0	41 000	0	31 893
LAINNYA	0	5 285	0	87 850
SUB TOTAL	0	102 814	0	574 571
<b>FIJI</b>				
282 Waste And Scrap Metal Of Iron/steel	281 400	383 150	94 736	122 701
685 Lead	21 000	21 000	43 050	43 050
652 Cotton Fabrics, Woven	490	681	32 809	36 710
LAINNYA	0	0	0	0
SUB TOTAL	302 890	404 831	170 595	202 461

**I.6 IMPOR KOMODITI MENURUT NEGARA ASAL / IMPORT BY COUNTRY OF ORIGIN  
DAN LIMA GOLONGAN BARANG (SITC) UTAMA / AND FIVE MAJOR SITC COMMODITY GROUP  
\*\* APRIL / APRIL 2010 \*\***

Negara Asal/SITC/Uraian Golongan Barang <i>Country of Origin/SITC/group Description</i>	Berat Bersih / <i>Net Weight (Kg)</i>		Nilai CIF / <i>CIF Value (US\$)</i>	
	Bulan ini <i>Current month</i>	Kumulatif <i>Cum. Jan to date</i>	Bulan ini <i>Current month</i>	Kumulatif <i>Cum. Jan to date</i>
<b>KIRIBATI</b>				
034 Fish, Fresh, Chilled Or Frozen	0	1 200 000	0	1 066 200
793 Ships, Boats, And Floating Structures	1 406 000	1 406 000	963 270	963 270
776 Thermionic, Cold Cathode, And Photo Cathode Valves/tubes	21	21	13 500	13 500
LAINNYA	0	0	0	0
<b>SUB TOTAL</b>	<b>1 406 021</b>	<b>2 606 021</b>	<b>976 770</b>	<b>2 042 970</b>
<b>MARSHALL ISLANDS</b>				
793 Ships, Boats, And Floating Structures	0	5 211 000	0	15 500 000
LAINNYA	0	0	0	0
<b>SUB TOTAL</b>	<b>0</b>	<b>5 211 000</b>	<b>0</b>	<b>15 500 000</b>
<b>SAMOA</b>				
598 Miscellaneous Chemical Products	0	16 500	0	16 500
655 Knitted Or Crocheted Fabrics	0	1 228	0	12 396
892 Printed Matter	161	161	4 997	4 997
772 Electrical Apparatus For Making And Breaking Electrical Circ	48	48	1 688	1 688
629 Articles Of Rubbers	10	10	296	296
LAINNYA	7	35	204	382
<b>SUB TOTAL</b>	<b>226</b>	<b>17 982</b>	<b>7 185</b>	<b>36 259</b>
<b>SOLOMON ISLANDS</b>				
072 Cocoa	165 000	735 000	572 846	2 579 500
LAINNYA	0	0	0	0
<b>SUB TOTAL</b>	<b>165 000</b>	<b>735 000</b>	<b>572 846</b>	<b>2 579 500</b>
<b>TUVALU</b>				
676 Iron/steel Bars, Rods, Angels, Shaped And Sections	7 997	7 997	9 596	9 596
LAINNYA	0	0	0	0
<b>SUB TOTAL</b>	<b>7 997</b>	<b>7 997</b>	<b>9 596</b>	<b>9 596</b>
<b>CHRISTMAS ISLANDS</b>				
694 Nails, Screws, Nuts, Bolts, Rivets Of Iron/steel Or Copper	0	1	0	4
LAINNYA	0	0	0	0
<b>SUB TOTAL</b>	<b>0</b>	<b>1</b>	<b>0</b>	<b>4</b>
<b>U.S MINOR OUTLYING ISLAND</b>				
661 Lime,cement And Fabricated Construction Materials	0	6	0	970
LAINNYA	0	0	0	0
<b>SUB TOTAL</b>	<b>0</b>	<b>6</b>	<b>0</b>	<b>970</b>
<b>COCOS (KEELING) ISLANDS</b>				
694 Nails, Screws, Nuts, Bolts, Rivets Of Iron/steel Or Copper	0	1 091	0	567
785 Motorcycles, Scooters, And Other Cycles Motorized/non Motori	41	41	439	439
821 Furnitures And Parts	0	47	0	312
LAINNYA	0	0	0	0
<b>SUB TOTAL</b>	<b>41</b>	<b>1 179</b>	<b>439</b>	<b>1 318</b>



**I.6 IMPOR KOMODITI MENURUT NEGARA ASAL / IMPORT BY COUNTRY OF ORIGIN  
DAN LIMA GOLONGAN BARANG (SITC) UTAMA / AND FIVE MAJOR SITC COMMODITY GROUP  
\*\* APRIL / APRIL 2010 \*\***

Negara Asal/SITC/Uraian Golongan Barang <i>Country of Origin/SITC/group Description</i>	Berat Bersih / <i>Net Weight (Kg)</i>		Nilai CIF / <i>CIF Value (US\$)</i>	
	Bulan ini <i>Current month</i>	Kumulatif <i>Cum. Jan to date</i>	Bulan ini <i>Current month</i>	Kumulatif <i>Cum. Jan to date</i>
<b>TOKELAU</b>				
652 Cotton Fabrics, Woven	0	580	0	12 512
598 Miscellaneous Chemical Products	2 200	2 200	10 450	10 450
LAINNYA	0	0	0	0
<b>SUB TOTAL</b>	<b>2 200</b>	<b>2 780</b>	<b>10 450</b>	<b>22 962</b>
<b>EAST TIMOR</b>				
071 Coffee And Coffee Substitutes	0	19 950	0	41 895
282 Waste And Scrap Metal Of Iron/steel	93 217	93 217	29 829	29 829
001 Live Animals Other Than Fish	0	39 642	0	29 672
223 Oil Seeds Use For Extraction Of Other Fixed Vegetable Oils	0	28 993	0	5 116
273 Stone, Sand And Gravel	0	250	0	658
LAINNYA	0	79	0	147
<b>SUB TOTAL</b>	<b>93 217</b>	<b>182 131</b>	<b>29 829</b>	<b>107 317</b>
<b>UNITED STATES</b>				
792 Aircraft And Associated Equipments And Parts	2 100 077	3 567 628	197 611 466	860 173 099
222 Oil Seeds Use For Extraction Ofsoft Fixed Vegetable Oils	213 162 509	710 611 756	97 443 612	329 386 721
081 Feeding Stuff For Animals	95 322 372	588 842 118	48 510 480	281 968 380
723 Civil Engineering And Contractor Plants And Equipments/parts	1 965 618	6 569 677	23 834 976	71 813 967
263 Cotton	15 374 186	39 514 950	26 444 770	68 607 242
LAINNYA	251 312 227	890 456 679	371 941 892	1 417 166 281
<b>SUB TOTAL</b>	<b>579 236 989</b>	<b>2 239 562 808</b>	<b>765 787 196</b>	<b>3 029 115 690</b>
<b>CANADA</b>				
562 Fertilizers, Manufactured	57 102 000	202 662 000	23 081 990	83 523 025
041 Wheat And Meslin, Unmilled	78 543 918	239 134 803	24 484 983	75 873 491
251 Pulp And Waste Paper	27 815 253	86 082 909	20 972 582	61 528 898
714 Engines And Motors, Non-electric And Parts	141 757	142 500	15 612 749	15 970 191
081 Feeding Stuff For Animals	7 879 902	28 032 729	4 331 876	13 066 022
LAINNYA	7 606 926	26 966 256	25 236 728	73 806 952
<b>SUB TOTAL</b>	<b>179 089 756</b>	<b>583 021 197</b>	<b>113 720 908</b>	<b>323 768 579</b>
<b>MEXICO</b>				
764 Telecommunication Equipments And Parts	9 073	46 377	3 619 035	16 136 997
562 Fertilizers, Manufactured	0	25 997 404	0	9 541 047
511 Hydrocarbon And Their Halogenated, Nitrated Derivatives	4 988 685	4 988 685	7 341 698	7 341 698
752 Automatic Data Processing Machines And Their Units	15 716	33 925	1 455 844	3 825 266
081 Feeding Stuff For Animals	426 985	2 400 052	610 907	3 209 094
LAINNYA	1 638 511	4 674 067	7 127 055	24 380 256
<b>SUB TOTAL</b>	<b>7 078 970</b>	<b>38 140 510</b>	<b>20 154 539</b>	<b>64 434 358</b>
<b>GUATEMALA</b>				
845 Articles Of Apparel	51	760	1 955	31 968
551 Essential Oils, Perfumes, And Flavour Materials	40	280	14 613	22 072
112 Alcoholic Beverages	0	570	0	2 730
071 Coffee And Coffee Substitutes	0	480	0	2 506
843 Men's Coats/jackets, Knitted	9	23	294	746
LAINNYA	0	0	0	0

**I.6 IMPOR KOMODITI MENURUT NEGARA ASAL / IMPORT BY COUNTRY OF ORIGIN  
DAN LIMA GOLONGAN BARANG (SITC) UTAMA / AND FIVE MAJOR SITC COMMODITY GROUP  
\*\* APRIL / APRIL 2010 \*\***

Negara Asal/SITC/Uraian Golongan Barang <i>Country of Origin/SITC/group Description</i>	Berat Bersih / <i>Net Weight (Kg)</i>		Nilai CIF / <i>CIF Value (US\$)</i>	
	Bulan ini <i>Current month</i>	Kumulatif <i>Cum. Jan to date</i>	Bulan ini <i>Current month</i>	Kumulatif <i>Cum. Jan to date</i>
SUB TOTAL	100	2 113	16 862	60 022
<b>HONDURAS</b>				
845 Articles Of Apparel	29	112	2 170	7 489
841 Men's Coats/jackets, Not Knitted	0	38	0	1 285
843 Men's Coats/jackets, Knitted	0	26	0	1 203
899 Other Miscellaneous Manufactured Articles	15	15	343	343
893 Article Of Plastics	0	15	0	270
LAINNYA	0	0	0	0
SUB TOTAL	44	206	2 513	10 590
<b>NICARAGUA</b>				
726 Printing/book Binding Machinery And Parts	0	5 422	0	21 500
716 Rotating Electric Plants And Parts	0	5 043	0	20 000
845 Articles Of Apparel	0	301	0	12 811
727 Food Processing Machines And Parts	0	1 453	0	10 837
895 Office And Stationery Supplies	0	2 305	0	9 139
LAINNYA	0	1 720	0	9 517
SUB TOTAL	0	16 244	0	83 804
<b>PANAMA</b>				
793 Ships, Boats, And Floating Structures	146 000	2 264 000	520 087	4 520 087
282 Waste And Scrap Metal Of Iron/steel	0	316 180	0	89 804
652 Cotton Fabrics, Woven	0	6 937	0	88 424
278 Other Crude Minerals	40 000	40 000	17 080	17 080
874 Measuring, Checking, Analysing, And Controlling Instrument A	15	23	3 826	4 879
LAINNYA	7	10	371	915
SUB TOTAL	186 022	2 627 150	541 364	4 721 189
<b>CUBA</b>				
542 Medicaments, Including Veterinary Medicaments	46	92	86 352	172 704
LAINNYA	0	0	0	0
SUB TOTAL	46	92	86 352	172 704
<b>CURACAO</b>				
764 Telecommunication Equipments And Parts	5 141	5 141	33 282	33 282
694 Nails, Screws, Nuts, Bolts, Rivets Of Iron/steel Or Copper	0	4 102	0	1 838
778 Electrical Machinery And Apparatus	0	8	0	193
LAINNYA	0	0	0	0
SUB TOTAL	5 141	9 251	33 282	35 313
<b>SURINAME</b>				
248 Wood, simply Worked And Railway Sleeper Of Wood	0	29 600	0	21 140
LAINNYA	0	0	0	0
SUB TOTAL	0	29 600	0	21 140
<b>CHILE</b>				
281 Iron Ore And Concentrates	0	308 145 000	0	34 808 156
251 Pulp And Waste Paper	15 445 414	55 656 702	7 288 064	33 179 001
784 Parts And Accessories Of The Motor Vehicles	36 900	177 230	457 277	2 195 881
562 Fertilizers, Manufactured	1 300 000	2 443 000	899 860	1 729 810
248 Wood, simply Worked And Railway Sleeper Of Wood	231 465	1 189 263	144 200	730 638

**I.6 IMPOR KOMODITI MENURUT NEGARA ASAL / IMPORT BY COUNTRY OF ORIGIN  
DAN LIMA GOLONGAN BARANG (SITC) UTAMA / AND FIVE MAJOR SITC COMMODITY GROUP  
\*\* APRIL / APRIL 2010 \*\***

Negara Asal/SITC/Uraian Golongan Barang <i>Country of Origin/SITC/group Description</i>	Berat Bersih / <i>Net Weight (Kg)</i>		Nilai CIF / <i>CIF Value (US\$)</i>	
	Bulan ini <i>Current month</i>	Kumulatif <i>Cum. Jan to date</i>	Bulan ini <i>Current month</i>	Kumulatif <i>Cum. Jan to date</i>
LAINNYA	643 507	2 158 731	1 005 203	4 039 786
SUB TOTAL	17 657 286	369 769 926	9 794 604	76 683 272
<b>VENEZUELA</b>				
072 Cocoa	0	125 217	0	373 145
541 Medicinal And Pharmaceutical Products	0	920	0	42 368
251 Pulp And Waste Paper	0	89 080	0	31 178
695 Tools For Used In The Hand Or In Machines	0	70	0	24 155
582 Plates, Sheets, And Film Of Plastics	736	736	16 684	16 684
LAINNYA	0	97	0	2 756
SUB TOTAL	736	216 120	16 684	490 286
<b>ARGENTINA</b>				
081 Feeding Stuff For Animals	67 344 500	270 072 420	28 833 562	120 245 303
044 Maize, Unmilled	47 771 195	83 211 920	11 176 665	19 782 011
611 Leathers	286 662	986 094	789 229	4 163 853
022 Milk,cream, And Milk Products Other Than Butter Or Cheese	375 000	1 250 000	742 433	2 336 225
057 Fruit And Nut; Fresh Or Dried	385 084	749 760	772 516	1 525 705
LAINNYA	527 112	1 962 497	979 503	4 471 632
SUB TOTAL	116 689 553	358 232 691	43 293 908	152 524 729
<b>BRAZIL</b>				
263 Cotton	10 766 684	42 653 979	18 314 845	68 036 517
672 Ingots And Other Iron/steel In Primary Forms	408	135 099 018	977	63 448 449
281 Iron Ore And Concentrates	143 485 000	432 725 000	15 467 821	49 287 701
081 Feeding Stuff For Animals	78 321 995	96 454 066	32 890 297	41 102 403
792 Aircraft And Associated Equipments And Parts	0	22 500	0	27 500 000
LAINNYA	10 916 012	105 685 729	23 921 205	111 515 597
SUB TOTAL	243 490 099	812 640 292	90 595 145	360 890 667
<b>COLOMBIA</b>				
522 Inorganic Chemical Elements, Oxides And Halogen Salts	542 501	4 013 477	516 397	3 733 139
591 Disinfectants, Insecticides, And Fungicides Put In Forms	391 095	835 095	1 592 101	3 310 896
542 Medicaments, Including Veterinary Medicaments	2 518	19 342	1 533 747	3 309 594
325 Coke And Semi Coke Of Coal/lignite/peat	538 254	2 633 724	182 576	818 544
575 Other Plastics In Primary Forms	36 000	159 038	109 220	570 590
LAINNYA	117 106	604 176	363 528	1 188 144
SUB TOTAL	1 627 474	8 264 852	4 297 569	12 930 907
<b>BOLIVIA</b>				
522 Inorganic Chemical Elements, Oxides And Halogen Salts	0	576 000	0	353 160
634 Veneers,plywood,improved/reconstituted Wood Worked	0	686	0	2 538
LAINNYA	0	0	0	0
SUB TOTAL	0	576 686	0	355 698
<b>URUGUAY</b>				
248 Wood, simply Worked And Railway Sleeper Of Wood	605 455	1 201 572	473 158	981 675
894 Baby Carriages, Toys, Games, And Sporting Goods	0	5 700	0	265 111
036 Crustaceans, Molluscs, And Aquatic Invertebrates	167 590	278 658	129 754	214 249
554 Soap,cleansing And Polishing Preparations	0	40 883	0	114 710
749 Non-electric Parts And Accessories Of Machineries	0	11 169	0	77 118
LAINNYA	895	2 350	44 165	47 699

**I.6 IMPOR KOMODITI MENURUT NEGARA ASAL / IMPORT BY COUNTRY OF ORIGIN  
DAN LIMA GOLONGAN BARANG (SITC) UTAMA / AND FIVE MAJOR SITC COMMODITY GROUP  
\*\* APRIL / APRIL 2010 \*\***

Negara Asal/SITC/Uraian Golongan Barang <i>Country of Origin/SITC/group Description</i>	Berat Bersih / <i>Net Weight (Kg)</i>		Nilai CIF / <i>CIF Value (US\$)</i>	
	Bulan ini <i>Current month</i>	Kumulatif <i>Cum. Jan to date</i>	Bulan ini <i>Current month</i>	Kumulatif <i>Cum. Jan to date</i>
SUB TOTAL	773 940	1 540 332	647 077	1 700 562
<b>PARAGUAY</b>				
263 Cotton	244 896	759 692	413 438	1 261 789
611 Leathers	46 332	687 921	37 992	556 823
121 Tobacco, Unmanufactured And Refused	9 037	27 573	14 301	67 252
551 Essential Oils, Perfumes, And Flavour Materials	0	415	0	10 544
778 Electrical Machinery And Apparatus	0	100	0	1 935
LAINNYA	0	0	0	0
SUB TOTAL	300 265	1 475 701	465 731	1 898 343
<b>ECUADOR</b>				
072 Cocoa	0	219 890	0	593 704
411 Animal Oils And Fats	95 984	144 628	110 382	150 270
523 Metallicsalts And Peroxysalts	0	18 000	0	84 480
743 Pumps, Compressors, Fans, Blowers, Centrifuges, And Parts	1 052	4 362	16 218	73 680
621 Materials Of Rubber	0	38 880	0	52 043
LAINNYA	9 375	49 493	3 775	44 160
SUB TOTAL	106 411	475 253	130 375	998 337
<b>PERU</b>				
057 Fruit And Nut; Fresh Or Dried	69 408	1 594 730	135 636	3 123 914
081 Feeding Stuff For Animals	578 910	1 604 120	983 428	2 523 827
411 Animal Oils And Fats	0	778 939	0	612 013
522 Inorganic Chemical Elements, Oxides And Halogen Salts	220 500	269 500	143 864	175 812
845 Articles Of Apparel	46	1 438	3 486	78 328
LAINNYA	1 566	83 134	25 557	213 153
SUB TOTAL	870 430	4 331 861	1 291 971	6 727 047
<b>GUYANA</b>				
278 Other Crude Minerals	87 705	171 950	46 659	91 477
036 Crustaceans, Molluscs, And Aquatic Invertebrates	0	10 795	0	49 295
LAINNYA	0	0	0	0
SUB TOTAL	87 705	182 745	46 659	140 772
<b>TRINIDAD AND TOBAGO</b>				
671 Pig Iron,spiegeleisen,sponge Iron, And Ferro-alloys	0	32 998 160	0	8 614 170
282 Waste And Scrap Metal Of Iron/steel	0	1 307 538	0	404 768
251 Pulp And Waste Paper	104 000	309 190	24 960	66 012
899 Other Miscellaneous Manufactured Articles	0	780	0	26 400
LAINNYA	0	0	0	0
SUB TOTAL	104 000	34 615 668	24 960	9 111 350
<b>BAHAMAS</b>				
642 Paper And Paperboard Cut To Size/shape And Article Of Papers	0	20 418	0	94 774
851 Footwears	0	266	0	5 682
112 Alcoholic Beverages	0	392	0	564
LAINNYA	0	0	0	0
SUB TOTAL	0	21 076	0	101 020

**I.6 IMPOR KOMODITI MENURUT NEGARA ASAL / IMPORT BY COUNTRY OF ORIGIN  
DAN LIMA GOLONGAN BARANG (SITC) UTAMA / AND FIVE MAJOR SITC COMMODITY GROUP  
\*\* APRIL / APRIL 2010 \*\***

Negara Asal/SITC/Uraian Golongan Barang <i>Country of Origin/SITC/group Description</i>	Berat Bersih / <i>Net Weight (Kg)</i>		Nilai CIF / <i>CIF Value (US\$)</i>	
	Bulan ini <i>Current month</i>	Kumulatif <i>Cum. Jan to date</i>	Bulan ini <i>Current month</i>	Kumulatif <i>Cum. Jan to date</i>
<b>JAMAICA</b>				
282 Waste And Scrap Metal Of Iron/steel	0	225 510	0	68 781
071 Coffee And Coffee Substitutes	0	353	0	20 298
112 Alcoholic Beverages	0	150	0	720
772 Electrical Apparatus For Making And Breaking Electrical Circ	0	5	0	195
LAINNYA	0	0	0	0
<b>SUB TOTAL</b>	<b>0</b>	<b>226 018</b>	<b>0</b>	<b>89 994</b>
<b>PUERTO RICO</b>				
515 Organo-inorganic And Heterocyclic Compounds	42	278	780 000	1 560 479
542 Medicaments, Including Veterinary Medicaments	0	667	0	368 963
541 Medicinal And Pharmaceutical Products	57	661	103 516	266 993
776 Thermionic, Cold Cathode, And Photo Cathode Valves/tubes	0	690	0	160 000
591 Disinfectants, Insecticides, And Fungicides Put In Forms	0	5 792	0	135 296
LAINNYA	2 625	14 926	73 642	455 412
<b>SUB TOTAL</b>	<b>2 724</b>	<b>23 014</b>	<b>957 158</b>	<b>2 947 143</b>
<b>BELIZE</b>				
533 Pigments, Paints, Varnishes, And Related Materials	0	50 000	0	22 000
575 Other Plastics In Primary Forms	0	6 800	0	18 844
523 Metallicsalts And Peroxysalts	0	24 000	0	10 080
778 Electrical Machinery And Apparatus	1	104	20	1 868
784 Parts And Accessories Of The Motor Vehicles	0	8	0	312
LAINNYA	0	4	0	21
<b>SUB TOTAL</b>	<b>1</b>	<b>80 916</b>	<b>20</b>	<b>53 125</b>
<b>DOMINICAN REPUBLIC</b>				
211 Hides And Skins, Raw	0	112 000	0	39 200
874 Measuring, Checking, Analysing, And Controlling Instrument A	179	179	9 957	9 957
772 Electrical Apparatus For Making And Breaking Electrical Circ	0	8	0	1 049
771 Electric Power Machinery And Parts	0	1	0	272
751 Office Machines	0	1	0	146
LAINNYA	2	3	40	80
<b>SUB TOTAL</b>	<b>181</b>	<b>112 192</b>	<b>9 997</b>	<b>50 704</b>
<b>EL SALVADOR</b>				
579 Waste And Scrap Of Plastics	0	63 269	0	15 818
845 Articles Of Apparel	0	749	0	2 151
658 Made-up Articles, Wholly/chiefly Of Textile Materials	0	56	0	1 307
844 Women's Coats/jackets, Knitted	0	20	0	714
LAINNYA	0	0	0	0
<b>SUB TOTAL</b>	<b>0</b>	<b>64 094</b>	<b>0</b>	<b>19 990</b>
<b>COSTA RICA</b>				
759 Parts And Accessories For Machine Of Heading 751 Or 752	3 860	6 958	704 120	1 268 492
223 Oil Seeds Use For Extraction Of Other Fixed Vegetable Oils	1 274	1 535	309 540	367 579
282 Waste And Scrap Metal Of Iron/steel	234 973	549 273	83 415	194 992
611 Leathers	581	5 778	8 820	91 020
247 Wood In The Rough Or Roughly Squared	0	75 000	0	25 141
LAINNYA	763	2 522	9 006	23 329

**I.6 IMPOR KOMODITI MENURUT NEGARA ASAL / IMPORT BY COUNTRY OF ORIGIN**  
**DAN LIMA GOLONGAN BARANG (SITC) UTAMA / AND FIVE MAJOR SITC COMMODITY GROUP**  
**\*\* APRIL / APRIL 2010 \*\***

Negara Asal/SITC/Uraian Golongan Barang <i>Country of Origin/SITC/group Description</i>	Berat Bersih / <i>Net Weight (Kg)</i>		Nilai CIF / <i>CIF Value (US\$)</i>	
	Bulan ini <i>Current month</i>	Kumulatif <i>Cum. Jan to date</i>	Bulan ini <i>Current month</i>	Kumulatif <i>Cum. Jan to date</i>
SUB TOTAL	241 451	641 066	1 114 901	1 970 553
<b>HAITI</b>				
282 Waste And Scrap Metal Of Iron/steel	0	270 660	0	82 551
841 Men's Coats/jackets, Not Knitted	0	540	0	8 333
551 Essential Oils, Perfumes, And Flavour Materials	10	10	1 183	1 183
843 Men's Coats/jackets, Knitted	0	3	0	96
LAINNYA	0	0	0	0
SUB TOTAL	10	271 213	1 183	92 163
<b>BARBADOS</b>				
513 Carboxylic Acids,and Their Anhydrides,halides,peroxides	0	23 100	0	46 315
LAINNYA	0	0	0	0
SUB TOTAL	0	23 100	0	46 315
<b>ANTIGUA AND BARBUDA</b>				
743 Pumps, Compressors, Fans, Blowers, Centrifuges, And Parts	0	36	0	1 069
LAINNYA	0	0	0	0
SUB TOTAL	0	36	0	1 069
<b>ANGUILLA</b>				
743 Pumps, Compressors, Fans, Blowers, Centrifuges, And Parts	0	27	0	2 807
LAINNYA	0	0	0	0
SUB TOTAL	0	27	0	2 807
<b>ARUBA</b>				
251 Pulp And Waste Paper	0	322 952	0	59 038
LAINNYA	0	0	0	0
SUB TOTAL	0	322 952	0	59 038
<b>BERMUDA</b>				
342 Liquefied Propane And Butane	46 442 300	46 442 300	34 267 542	34 267 542
LAINNYA	0	0	0	0
SUB TOTAL	46 442 300	46 442 300	34 267 542	34 267 542
<b>CAPE VERDE</b>				
743 Pumps, Compressors, Fans, Blowers, Centrifuges, And Parts	0	1	0	10
LAINNYA	0	0	0	0
SUB TOTAL	0	1	0	10
<b>CAYMAN ISLANDS</b>				
582 Plates, Sheets, And Film Of Plastics	1 607	1 607	4 702	4 702
LAINNYA	0	0	0	0
SUB TOTAL	1 607	1 607	4 702	4 702
<b>DOMINICA</b>				

**I.6 IMPOR KOMODITI MENURUT NEGARA ASAL / IMPORT BY COUNTRY OF ORIGIN  
DAN LIMA GOLONGAN BARANG (SITC) UTAMA / AND FIVE MAJOR SITC COMMODITY GROUP  
\*\* APRIL / APRIL 2010 \*\***

Negara Asal/SITC/Uraian Golongan Barang <i>Country of Origin/SITC/group Description</i>	Berat Bersih / <i>Net Weight (Kg)</i>		Nilai CIF / <i>CIF Value (US\$)</i>	
	Bulan ini <i>Current month</i>	Kumulatif <i>Cum. Jan to date</i>	Bulan ini <i>Current month</i>	Kumulatif <i>Cum. Jan to date</i>
575 Other Plastics In Primary Forms	0	66 000	0	85 428
121 Tobacco, Unmanufactured And Refused	14 999	14 999	19 498	19 498
845 Articles Of Apparel	0	9	0	291
LAINNYA	0	0	0	0
<b>SUB TOTAL</b>	<b>14 999</b>	<b>81 008</b>	<b>19 498</b>	<b>105 217</b>
<b>GRENADA</b>				
658 Made-up Articles, Wholly/chiefly Of Textile Materials	0	56 265	0	53 807
LAINNYA	0	0	0	0
<b>SUB TOTAL</b>	<b>0</b>	<b>56 265</b>	<b>0</b>	<b>53 807</b>
<b>NETHERLANDS ANTILLES</b>				
874 Measuring, Checking, Analysing, And Controlling Instrument A	73	539	4 437	67 852
679 Tubes, Pipes, Hollow Profile, Pipe Fitting Of Iron/steel	950	950	25 895	25 895
641 Papers And Paperboards	590	3 066	6 163	21 394
592 Starches, Inulin, And Wheat Glutenal Buminoidal Substances; G	0	40 000	0	20 400
743 Pumps, Compressors, Fans, Blowers, Centrifuges, And Parts	0	52	0	6 605
LAINNYA	82	1 822	655	12 159
<b>SUB TOTAL</b>	<b>1 695</b>	<b>46 429</b>	<b>37 150</b>	<b>154 305</b>
<b>NORFOLK ISLANDS</b>				
598 Miscellaneous Chemical Products	13 200	44 400	76 428	264 096
634 Veneers,plywood,improved/reconstituted Wood Worked	0	18 242	0	38 502
LAINNYA	0	0	0	0
<b>SUB TOTAL</b>	<b>13 200</b>	<b>62 642</b>	<b>76 428</b>	<b>302 598</b>
<b>SAINT LUCIA</b>				
772 Electrical Apparatus For Making And Breaking Electrical Circ	391	1 598	17 117	37 964
778 Electrical Machinery And Apparatus	0	31	0	1 230
LAINNYA	0	0	0	0
<b>SUB TOTAL</b>	<b>391</b>	<b>1 629</b>	<b>17 117</b>	<b>39 194</b>
<b>SAINT KITTS AND NEVIS</b>				
694 Nails, Screws, Nuts, Bolts, Rivets Of Iron/steel Or Copper	0	4	0	193
LAINNYA	0	0	0	0
<b>SUB TOTAL</b>	<b>0</b>	<b>4</b>	<b>0</b>	<b>193</b>
<b>UNITED KINGDOM</b>				
793 Ships, Boats, And Floating Structures	166 000	166 056	30 150 000	30 151 700
282 Waste And Scrap Metal Of Iron/steel	13 525 870	73 230 680	5 032 383	24 499 728
782 Motor Vehicle For The Transportation Of Goods	804 311	2 165 076	8 496 563	22 754 949
251 Pulp And Waste Paper	18 999 567	99 874 324	4 142 169	19 590 808
723 Civil Engineering And Contractor Plants And Equipments/parts	296 157	1 190 749	1 862 144	14 334 440
LAINNYA	32 228 936	59 595 582	43 662 254	177 970 543
<b>SUB TOTAL</b>	<b>66 020 841</b>	<b>236 222 467</b>	<b>93 345 513</b>	<b>289 302 168</b>
<b>NETHERLANDS</b>				

**I.6 IMPOR KOMODITI MENURUT NEGARA ASAL / IMPORT BY COUNTRY OF ORIGIN  
DAN LIMA GOLONGAN BARANG (SITC) UTAMA / AND FIVE MAJOR SITC COMMODITY GROUP  
\*\* APRIL / APRIL 2010 \*\***

Negara Asal/SITC/Uraian Golongan Barang <i>Country of Origin/SITC/group Description</i>	Berat Bersih / <i>Net Weight (Kg)</i>		Nilai CIF / <i>CIF Value (US\$)</i>	
	Bulan ini <i>Current month</i>	Kumulatif <i>Cum. Jan to date</i>	Bulan ini <i>Current month</i>	Kumulatif <i>Cum. Jan to date</i>
334 Petroleum Products, Refined	5 083 501	42 218 861	3 932 849	32 246 160
022 Milk,cream, And Milk Products Other Than Butter Or Cheese	1 959 691	11 083 601	5 177 466	25 653 787
098 Edible Products And Preparations	912 178	2 646 617	6 341 404	17 933 851
251 Pulp And Waste Paper	20 290 329	88 514 636	4 515 406	17 705 856
898 Musical Instrument And Parts/accessories	10	165	3 794 015	13 047 433
LAINNYA	12 961 235	38 426 306	31 491 367	135 150 086
<b>SUB TOTAL</b>	<b>41 206 944</b>	<b>182 890 186</b>	<b>55 252 507</b>	<b>241 737 173</b>
<b>FRANCE</b>				
792 Aircraft And Associated Equipments And Parts	40 603	78 336	41 611 732	55 699 470
022 Milk,cream, And Milk Products Other Than Butter Or Cheese	3 824 995	14 427 167	8 234 946	29 786 946
772 Electrical Apparatus For Making And Breaking Electrical Circ	310 195	940 142	7 609 189	20 123 782
771 Electric Power Machinery And Parts	13 590	124 139	328 879	11 970 987
542 Medicaments, Including Veterinary Medicaments	9 708	70 138	2 506 473	10 867 576
LAINNYA	15 552 767	79 025 237	55 682 058	199 209 998
<b>SUB TOTAL</b>	<b>19 751 858</b>	<b>94 665 159</b>	<b>115 973 277</b>	<b>327 658 759</b>
<b>GERMANY, FED. REP. OF</b>				
728 Other Machines And Equipment Specialized For Particular Indu	385 176	1 530 537	25 795 094	74 056 061
745 Other Non-electical Machinery, Tools, And Mechanical Appar	206 299	819 844	11 727 333	39 231 535
679 Tubes, Pipes, Hollow Profile, Pipe Fitting Of Iron/steel	762 726	3 131 597	6 900 259	38 634 604
716 Rotating Electric Plants And Parts	868 374	1 619 757	16 205 164	37 552 890
776 Thermionic, Cold Cathode, And Photo Cathode Valves/tubes	16 138	57 314	7 648 695	29 292 795
LAINNYA	53 000 282	202 344 600	163 330 314	673 148 494
<b>SUB TOTAL</b>	<b>55 238 995</b>	<b>209 503 649</b>	<b>231 606 859</b>	<b>891 916 379</b>
<b>AUSTRIA</b>				
776 Thermionic, Cold Cathode, And Photo Cathode Valves/tubes	21 684	82 294	9 032 735	40 469 974
641 Papers And Paperboards	2 174 835	7 697 674	2 502 614	8 769 050
772 Electrical Apparatus For Making And Breaking Electrical Circ	11 580	52 583	1 060 999	4 749 020
716 Rotating Electric Plants And Parts	12 046	117 441	338 566	3 075 186
725 Papermill/pulpmill Machinery And Paper Cutting Machines	2 330	42 173	259 360	2 884 127
LAINNYA	1 568 050	6 827 822	8 262 960	29 058 801
<b>SUB TOTAL</b>	<b>3 790 525</b>	<b>14 819 987</b>	<b>21 457 234</b>	<b>89 006 158</b>
<b>BELGIUM</b>				
515 Organo-inorganic And Heterocyclic Compounds	2 142 863	6 099 182	9 898 503	26 837 039
793 Ships, Boats, And Floating Structures	69 000	69 068	16 080 000	16 080 136
251 Pulp And Waste Paper	12 765 355	39 199 681	2 832 327	8 107 540
574 Poliacetals And Polycarbons In Primary Forms	409 674	3 309 595	1 108 493	7 970 987
743 Pumps, Compressors, Fans, Blowers, Centrifuges, And Parts	28 814	204 549	567 219	7 794 651
LAINNYA	29 393 752	87 569 634	33 250 569	114 034 400
<b>SUB TOTAL</b>	<b>44 809 458</b>	<b>136 451 709</b>	<b>63 737 111</b>	<b>180 824 753</b>
<b>SWITZERLAND</b>				
714 Engines And Motors, Non-electric And Parts	19 541	23 823	25 504 577	26 416 390
533 Pigments, Paints, Varnishes, And Related Materials	86 439	351 057	2 888 571	10 737 038
591 Disinfectants, Insecticides, And Fungicides Put In Forms	13 013	148 709	329 167	9 686 949
515 Organo-inorganic And Heterocyclic Compounds	39 002	147 515	1 871 402	8 860 865
724 Textile/leather Machinery And Parts	72 963	885 549	1 170 316	8 444 026
LAINNYA	1 433 078	17 765 686	21 777 780	95 354 750
<b>SUB TOTAL</b>	<b>1 664 036</b>	<b>19 322 339</b>	<b>53 541 813</b>	<b>159 500 018</b>



**I.6 IMPOR KOMODITI MENURUT NEGARA ASAL / IMPORT BY COUNTRY OF ORIGIN  
DAN LIMA GOLONGAN BARANG (SITC) UTAMA / AND FIVE MAJOR SITC COMMODITY GROUP  
\*\* APRIL / APRIL 2010 \*\***

Negara Asal/SITC/Uraian Golongan Barang <i>Country of Origin/SITC/group Description</i>	Berat Bersih / <i>Net Weight (Kg)</i>		Nilai CIF / <i>CIF Value (US\$)</i>	
	Bulan ini <i>Current month</i>	Kumulatif <i>Cum. Jan to date</i>	Bulan ini <i>Current month</i>	Kumulatif <i>Cum. Jan to date</i>
<b>LUXEMBOURG</b>				
676 Iron/steel Bars, Rods, Angels, Shaped And Sections	46 132	429 546	47 615	727 246
749 Non-electric Parts And Accessories Of Machineries	240	10 253	12 120	279 704
245 Fuel Wood And Wood Charcoal	230 000	1 127 000	50 531	235 195
728 Other Machines And Equipment Specialized For Particular Indu	0	460	0	154 627
657 Special Yarns,textile Fabrics	7 036	16 783	68 246	119 939
LAINNYA	279 159	397 685	85 516	179 851
<b>SUB TOTAL</b>	<b>562 567</b>	<b>1 981 727</b>	<b>264 028</b>	<b>1 696 562</b>
<b>GIBRALTAR</b>				
682 Copper	0	50 239	0	215 023
LAINNYA	0	0	0	0
<b>SUB TOTAL</b>	<b>0</b>	<b>50 239</b>	<b>0</b>	<b>215 023</b>
<b>MONACO</b>				
553 Perfumery, Cosmetics, And Toilet Preparations	944	2 510	10 031	71 551
541 Medicinal And Pharmaceutical Products	62	512	600	6 314
551 Essential Oils, Perfumes, And Flavour Materials	0	254	0	3 583
575 Other Plastics In Primary Forms	0	108	0	1 395
745 Other Non-electical Machinery, Tools, And Mechanical Apparat	3	3	173	173
LAINNYA	0	1	0	32
<b>SUB TOTAL</b>	<b>1 009</b>	<b>3 388</b>	<b>10 804</b>	<b>83 048</b>
<b>DENMARK</b>				
728 Other Machines And Equipment Specialized For Particular Indu	127 633	313 791	2 702 780	8 124 153
741 Heating And Cooling Equipments And Parts	10 338	239 676	156 828	4 802 921
542 Medicaments, Including Veterinary Medicaments	2 413	13 455	1 193 238	4 730 550
727 Food Processing Machines And Parts	26 262	116 738	1 108 300	4 709 743
022 Milk,cream, And Milk Products Other Than Butter Or Cheese	292 350	932 550	1 096 544	3 070 472
LAINNYA	1 984 468	6 177 089	6 528 611	19 414 409
<b>SUB TOTAL</b>	<b>2 443 464</b>	<b>7 793 299</b>	<b>12 786 301</b>	<b>44 852 248</b>
<b>NORWAY</b>				
793 Ships, Boats, And Floating Structures	2 993 000	25 887 546	17 000 000	115 452 627
562 Fertilizers, Manufactured	4 464 423	26 896 343	2 145 570	12 367 532
744 Mechanical Handling Equipments And Parts	21	240 370	367	5 121 855
772 Electrical Apparatus For Making And Breaking Electrical Circ	28 088	44 687	2 422 324	2 506 167
713 Internal Combustion Piston Engines And Parts	1 026	86 999	36 186	2 403 205
LAINNYA	3 663 549	16 910 024	6 260 009	20 074 046
<b>SUB TOTAL</b>	<b>11 150 107</b>	<b>70 065 969</b>	<b>27 864 456</b>	<b>157 925 432</b>
<b>SWEDEN</b>				
764 Telecommunication Equipments And Parts	100 213	262 840	11 302 196	58 258 914
782 Motor Vehicle For The Transportation Of Goods	1 010 257	1 931 615	8 715 961	17 437 361
251 Pulp And Waste Paper	4 565 127	20 679 485	3 628 646	16 749 578
641 Papers And Paperboards	3 025 834	13 574 019	2 815 010	12 115 214
783 Road Motor Vehicles	147 779	558 102	1 699 481	6 864 572
LAINNYA	6 301 647	16 049 912	26 883 427	74 310 887
<b>SUB TOTAL</b>	<b>15 150 857</b>	<b>53 055 973</b>	<b>55 044 721</b>	<b>185 736 526</b>

**I.6 IMPOR KOMODITI MENURUT NEGARA ASAL / IMPORT BY COUNTRY OF ORIGIN  
DAN LIMA GOLONGAN BARANG (SITC) UTAMA / AND FIVE MAJOR SITC COMMODITY GROUP  
\*\* APRIL / APRIL 2010 \*\***

Negara Asal/SITC/Uraian Golongan Barang <i>Country of Origin/SITC/group Description</i>	Berat Bersih / <i>Net Weight (Kg)</i>		Nilai CIF / <i>CIF Value (US\$)</i>	
	Bulan ini <i>Current month</i>	Kumulatif <i>Cum. Jan to date</i>	Bulan ini <i>Current month</i>	Kumulatif <i>Cum. Jan to date</i>
<b>FINLAND</b>				
764 Telecommunication Equipments And Parts	34 718	130 260	7 142 915	22 693 697
641 Papers And Paperboards	1 467 435	9 094 076	1 414 845	9 051 466
251 Pulp And Waste Paper	2 991 639	9 633 634	1 843 247	5 442 326
741 Heating And Cooling Equipments And Parts	10	142 270	3 566	5 400 760
725 Papermill/pulpmill Machinery And Paper Cutting Machines	2 514	154 115	171 612	5 347 776
LAINNYA	863 884	4 362 717	5 941 794	27 425 623
<b>SUB TOTAL</b>	<b>5 360 200</b>	<b>23 517 072</b>	<b>16 517 979</b>	<b>75 361 648</b>
<b>IRELAND</b>				
098 Edible Products And Preparations	31 706	230 497	1 241 092	4 887 959
542 Medicaments, Including Veterinary Medicaments	1 597	10 089	1 386 865	4 033 681
752 Automatic Data Processing Machines And Their Units	513	8 994	106 401	3 267 778
022 Milk,cream, And Milk Products Other Than Butter Or Cheese	303 715	1 085 899	950 117	3 144 415
551 Essential Oils, Perfumes, And Flavour Materials	57 262	292 504	564 837	2 479 392
LAINNYA	678 081	2 281 522	1 522 114	10 632 931
<b>SUB TOTAL</b>	<b>1 072 874</b>	<b>3 909 505</b>	<b>5 771 426</b>	<b>28 446 156</b>
<b>ITALY</b>				
728 Other Machines And Equipment Specialized For Particular Indu	580 905	2 005 710	9 652 087	45 214 100
745 Other Non-electical Machinery, Tools, And Mechanical Appar	93 394	288 409	7 919 635	22 870 576
727 Food Processing Machines And Parts	35 338	584 150	2 237 040	22 175 654
251 Pulp And Waste Paper	26 858 312	112 985 306	5 679 155	20 830 141
641 Papers And Paperboards	289 214	943 489	1 937 088	8 575 692
LAINNYA	9 998 124	36 399 355	47 234 353	167 004 073
<b>SUB TOTAL</b>	<b>37 855 287</b>	<b>153 206 419</b>	<b>74 659 358</b>	<b>286 670 236</b>
<b>SPAIN</b>				
562 Fertilizers, Manufactured	0	19 900 000	0	13 930 000
782 Motor Vehicle For The Transportation Of Goods	52 290	657 191	677 761	6 050 743
741 Heating And Cooling Equipments And Parts	25 921	188 110	361 254	5 630 991
625 Rubber Tyre,tyre Cases,tyre Treads,inner Tubes, And Tyre Fla	145 170	815 726	1 003 680	5 301 868
533 Pigments, Paints, Varnishes, And Related Materials	738 298	2 960 460	1 052 100	4 663 279
LAINNYA	6 273 337	23 517 884	23 566 714	75 269 606
<b>SUB TOTAL</b>	<b>7 235 016</b>	<b>48 039 371</b>	<b>26 661 509</b>	<b>110 846 487</b>
<b>PORTUGAL</b>				
845 Articles Of Apparel	3 200	18 691	196 904	987 221
844 Women's Coats/jackets, Knitted	1 209	6 468	81 451	370 435
251 Pulp And Waste Paper	532 320	1 927 340	110 190	369 403
059 Fruit And Vegetable Juices	55 650	204 050	86 258	295 782
842 Women's Coats/jacket, Not Knitted	586	3 053	44 562	211 704
LAINNYA	46 131	314 075	265 752	1 150 426
<b>SUB TOTAL</b>	<b>639 096</b>	<b>2 473 677</b>	<b>785 117</b>	<b>3 384 971</b>
<b>ICELAND</b>				
542 Medicaments, Including Veterinary Medicaments	498	788	428 494	601 338
411 Animal Oils And Fats	1 806	13 396	14 466	55 608
629 Articles Of Rubbers	27	46	896	1 353
LAINNYA	0	0	0	0
<b>SUB TOTAL</b>	<b>2 331</b>	<b>14 230</b>	<b>443 856</b>	<b>658 299</b>

**I.6 IMPOR KOMODITI MENURUT NEGARA ASAL / IMPORT BY COUNTRY OF ORIGIN  
DAN LIMA GOLONGAN BARANG (SITC) UTAMA / AND FIVE MAJOR SITC COMMODITY GROUP  
\*\* APRIL / APRIL 2010 \*\***

Negara Asal/SITC/Uraian Golongan Barang <i>Country of Origin/SITC/group Description</i>	Berat Bersih / <i>Net Weight (Kg)</i>		Nilai CIF / <i>CIF Value (US\$)</i>	
	Bulan ini <i>Current month</i>	Kumulatif <i>Cum. Jan to date</i>	Bulan ini <i>Current month</i>	Kumulatif <i>Cum. Jan to date</i>
<b>MONTSEERRAT</b>				
776 Thermionic, Cold Cathode, And Photo Cathode Valves/tubes	0	15	0	1 339
LAINNYA	0	0	0	0
<b>SUB TOTAL</b>	<b>0</b>	<b>15</b>	<b>0</b>	<b>1 339</b>
<b>GREECE</b>				
263 Cotton	1 303 740	5 962 503	2 239 548	10 170 040
121 Tobacco, Unmanufactured And Refused	97 020	1 284 400	651 419	9 537 508
251 Pulp And Waste Paper	2 606 430	12 680 995	502 785	2 232 085
273 Stone, Sand And Gravel	162 500	715 804	42 147	203 447
741 Heating And Cooling Equipments And Parts	1 079	26 424	3 131	172 412
LAINNYA	66 293	503 280	134 611	738 244
<b>SUB TOTAL</b>	<b>4 237 062</b>	<b>21 173 406</b>	<b>3 573 641</b>	<b>23 053 736</b>
<b>VATICAN CITY STATE</b>				
684 Alumunium	27	27	1 246	1 246
LAINNYA	0	0	0	0
<b>SUB TOTAL</b>	<b>27</b>	<b>27</b>	<b>1 246</b>	<b>1 246</b>
<b>ANDORRA</b>				
743 Pumps, Compressors, Fans, Blowers, Centrifuges, And Parts	0	400	0	14 233
LAINNYA	0	0	0	0
<b>SUB TOTAL</b>	<b>0</b>	<b>400</b>	<b>0</b>	<b>14 233</b>
<b>LIECHTENSTEIN</b>				
522 Inorganic Chemical Elements, Oxides And Halogen Salts	0	12	0	4 252
776 Thermionic, Cold Cathode, And Photo Cathode Valves/tubes	77	77	3 876	3 876
874 Measuring, Checking, Analysing, And Controlling Instrument A	0	1	0	1 329
699 Manufactures Of Base Metals	0	53	0	859
778 Electrical Machinery And Apparatus	0	7	0	618
LAINNYA	9	44	450	1 208
<b>SUB TOTAL</b>	<b>86</b>	<b>194</b>	<b>4 326</b>	<b>12 142</b>
<b>DEMOCRATIC REP. OF THE CONGO</b>				
292 Crude Vegetable Materials	139 343	397 298	316 308	1 801 866
634 Veneers,plywood,improved/reconstituted Wood Worked	0	197	0	728
778 Electrical Machinery And Apparatus	81	81	648	648
893 Article Of Plastics	0	59	0	84
LAINNYA	0	0	0	0
<b>SUB TOTAL</b>	<b>139 424</b>	<b>397 635</b>	<b>316 956</b>	<b>1 803 326</b>
<b>HUNGARY</b>				
764 Telecommunication Equipments And Parts	5 963	77 864	2 318 133	37 368 478
714 Engines And Motors, Non-electric And Parts	2 579	3 109	1 248 592	1 327 023
778 Electrical Machinery And Apparatus	20 367	86 638	399 054	1 322 126
541 Medicinal And Pharmaceutical Products	3 353	31 354	330 343	1 141 352
282 Waste And Scrap Metal Of Iron/steel	1 554 355	2 389 695	567 340	809 589
LAINNYA	75 414	654 107	842 051	4 233 513

**I.6 IMPOR KOMODITI MENURUT NEGARA ASAL / IMPORT BY COUNTRY OF ORIGIN  
DAN LIMA GOLONGAN BARANG (SITC) UTAMA / AND FIVE MAJOR SITC COMMODITY GROUP  
\*\* APRIL / APRIL 2010 \*\***

Negara Asal/SITC/Uraian Golongan Barang <i>Country of Origin/SITC/group Description</i>	Berat Bersih / <i>Net Weight (Kg)</i>		Nilai CIF / <i>CIF Value (US\$)</i>	
	Bulan ini <i>Current month</i>	Kumulatif <i>Cum. Jan to date</i>	Bulan ini <i>Current month</i>	Kumulatif <i>Cum. Jan to date</i>
SUB TOTAL	1 662 031	3 242 767	5 705 513	46 202 081
<b>POLAND</b>				
553 Perfumery, Cosmetics, And Toilet Preparations	108 688	197 178	1 047 968	2 213 556
641 Papers And Paperboards	982 110	1 876 214	835 487	1 515 879
022 Milk,cream, And Milk Products Other Than Butter Or Cheese	450 000	1 175 000	498 905	1 289 148
792 Aircraft And Associated Equipments And Parts	0	2 033	0	1 018 155
778 Electrical Machinery And Apparatus	40 021	117 943	347 677	902 528
LAINNYA	217 788	806 660	1 854 875	5 063 928
SUB TOTAL	1 798 607	4 175 028	4 584 912	12 003 194
<b>ROMANIA</b>				
747 Taps, Cocks, And Valves For Pipes	8 093	76 338	81 100	667 309
746 Ball Or Roller Bearings	3 149	44 921	65 897	441 260
542 Medicaments, Including Veterinary Medicaments	300	1 478	57 273	402 537
764 Telecommunication Equipments And Parts	0	9 155	0	327 874
655 Knitted Or Crocheted Fabrics	0	31 896	0	218 438
LAINNYA	170 273	584 301	320 362	1 484 955
SUB TOTAL	181 815	748 089	524 632	3 542 373
<b>BULGARIA</b>				
523 Metallicsalts And Peroxysalts	3 004 420	19 655 782	470 194	3 129 676
075 Spices	750 675	3 896 504	234 146	1 219 401
575 Other Plastics In Primary Forms	16 000	471 024	20 800	974 265
776 Thermionic, Cold Cathode, And Photo Cathode Valves/tubes	19	74	191 255	716 886
728 Other Machines And Equipment Specialized For Particular Indu	570	3 505	13 492	429 165
LAINNYA	53 237	385 238	220 315	983 099
SUB TOTAL	3 824 921	24 412 127	1 150 202	7 452 492
<b>SERBIA</b>				
746 Ball Or Roller Bearings	0	24	0	66
772 Electrical Apparatus For Making And Breaking Electrical Circ	1	1	12	12
LAINNYA	0	0	0	0
SUB TOTAL	1	25	12	78
<b>ALBANIA</b>				
752 Automatic Data Processing Machines And Their Units	0	8 225	0	245 000
851 Footwears	0	79	0	3 417
845 Articles Of Apparel	0	3	0	180
LAINNYA	0	0	0	0
SUB TOTAL	0	8 307	0	248 597
<b>AZERBAIJAN</b>				
333 Petroleum Oil, Crude	133 579 034	502 381 290	76 980 753	289 216 861
684 Alumunium	0	297 766	0	634 923
LAINNYA	0	0	0	0
SUB TOTAL	133 579 034	502 679 056	76 980 753	289 851 784
<b>BELARUS</b>				
562 Fertilizers, Manufactured	2 500 000	67 854 626	1 000 000	29 966 250
625 Rubber Tyre,tyre Cases,tyre Treads,inner Tubes, And Tyre Fla	117 649	290 452	466 834	1 195 742

**I.6 IMPOR KOMODITI MENURUT NEGARA ASAL / IMPORT BY COUNTRY OF ORIGIN  
DAN LIMA GOLONGAN BARANG (SITC) UTAMA / AND FIVE MAJOR SITC COMMODITY GROUP  
\*\* APRIL / APRIL 2010 \*\***

Negara Asal/SITC/Uraian Golongan Barang <i>Country of Origin/SITC/group Description</i>	Berat Bersih / <i>Net Weight (Kg)</i>		Nilai CIF / <i>CIF Value (US\$)</i>	
	Bulan ini <i>Current month</i>	Kumulatif <i>Cum. Jan to date</i>	Bulan ini <i>Current month</i>	Kumulatif <i>Cum. Jan to date</i>
592 Starches, Inulin, And Wheat Glutenal Buminoidal Substances; G	0	100 000	0	775 003
695 Tools For Used In The Hand Or In Machines	27	313	25	5 928
629 Articles Of Rubbers	0	384	0	2 422
LAINNYA	0	0	0	0
<b>SUB TOTAL</b>	<b>2 617 676</b>	<b>68 245 775</b>	<b>1 466 859</b>	<b>31 945 345</b>
<b>KAZAKHSTAN</b>				
684 Alumunium	551 166	551 166	1 213 442	1 213 442
686 Zinc	0	101 242	0	232 591
263 Cotton	144 577	187 265	31 185	64 124
671 Pig Iron,spiegeleisen,sponge Iron, And Ferro-alloys	0	1 760	0	9 200
LAINNYA	0	0	0	0
<b>SUB TOTAL</b>	<b>695 743</b>	<b>841 433</b>	<b>1 244 627</b>	<b>1 519 357</b>
<b>KYRGYZSTAN</b>				
684 Alumunium	0	725 760	0	1 554 433
651 Textile Yarns	231	60 977	561	141 501
591 Disinfectants, Insecticides, And Fungicides Put In Forms	0	31 804	0	129 480
515 Organo-inorganic And Heterocyclic Compounds	0	20 000	0	74 000
641 Papers And Paperboards	23 723	23 723	58 453	58 453
LAINNYA	17	12 033	97	40 602
<b>SUB TOTAL</b>	<b>23 971</b>	<b>874 297</b>	<b>59 111</b>	<b>1 998 469</b>
<b>MOLDOVA, REPUBLIC OF</b>				
873 Meters And Counters	0	1 050	0	62 887
842 Women's Coats/jacket, Not Knitted	11	60	354	2 150
844 Women's Coats/jackets, Knitted	0	51	0	2 034
775 Household Type, Electrical/non-electrical Equipments	33	47	1 272	1 943
LAINNYA	0	0	0	0
<b>SUB TOTAL</b>	<b>44</b>	<b>1 208</b>	<b>1 626</b>	<b>69 014</b>
<b>TAJIKISTAN</b>				
684 Alumunium	258 549	963 705	455 253	1 594 935
784 Parts And Accessories Of The Motor Vehicles	1	1	3	3
LAINNYA	0	0	0	0
<b>SUB TOTAL</b>	<b>258 550</b>	<b>963 706</b>	<b>455 256</b>	<b>1 594 938</b>
<b>TURKMENISTAN</b>				
263 Cotton	97 479	250 800	210 604	456 387
LAINNYA	0	0	0	0
<b>SUB TOTAL</b>	<b>97 479</b>	<b>250 800</b>	<b>210 604</b>	<b>456 387</b>
<b>UKRAINE</b>				
672 Ingots And Other Iron/steel In Primary Forms	20 040 155	225 901 181	9 704 887	110 776 022
673 Flat Rolled Products, Not Clad	1 046 053	24 852 372	880 181	15 565 821
562 Fertilizers, Manufactured	22 000 000	32 000 000	8 712 000	12 712 000
675 Flat Rolled Products And Alloy Steels	2 274 619	4 399 489	1 750 736	3 364 639
046 Meal And Flour Of Wheat And Flour Of Meslin	1 786 000	9 185 750	530 630	2 728 935
LAINNYA	118 553	10 251 222	298 368	6 333 978
<b>SUB TOTAL</b>	<b>47 265 380</b>	<b>306 590 014</b>	<b>21 876 802</b>	<b>151 481 395</b>

**I.6 IMPOR KOMODITI MENURUT NEGARA ASAL / IMPORT BY COUNTRY OF ORIGIN  
DAN LIMA GOLONGAN BARANG (SITC) UTAMA / AND FIVE MAJOR SITC COMMODITY GROUP  
\*\* APRIL / APRIL 2010 \*\***

Negara Asal/SITC/Uraian Golongan Barang <i>Country of Origin/SITC/group Description</i>	Berat Bersih / <i>Net Weight (Kg)</i>		Nilai CIF / <i>CIF Value (US\$)</i>	
	Bulan ini <i>Current month</i>	Kumulatif <i>Cum. Jan to date</i>	Bulan ini <i>Current month</i>	Kumulatif <i>Cum. Jan to date</i>
<b>UZBEKISTAN</b>				
263 Cotton	98 956	846 284	153 802	1 462 166
523 Metallicsalts And Peroxysalts	43 050	184 050	94 710	368 910
LAINNYA	0	0	0	0
<b>SUB TOTAL</b>	<b>142 006</b>	<b>1 030 334</b>	<b>248 512</b>	<b>1 831 076</b>
<b>LITHUANIA</b>				
041 Wheat And Meslin, Unmilled	0	28 326 790	0	8 639 671
625 Rubber Tyre,tyre Cases,tyre Treads,inner Tubes, And Tyre Fla	101 664	229 752	724 588	1 650 776
562 Fertilizers, Manufactured	2 795 000	2 795 000	1 425 450	1 425 450
282 Waste And Scrap Metal Of Iron/steel	2 492 290	2 492 290	916 773	916 773
022 Milk,cream, And Milk Products Other Than Butter Or Cheese	0	100 000	0	117 500
LAINNYA	23 367	117 386	25 792	59 468
<b>SUB TOTAL</b>	<b>5 412 321</b>	<b>34 061 218</b>	<b>3 092 603</b>	<b>12 809 638</b>
<b>LATVIA</b>				
232 Synthetic Rubber Latex, Synthetic/reclaimed Rubber	0	108 000	0	326 808
848 Articles Of Apparel And Clothing Accessories Of Other Than T	184	3 478	3 509	88 880
764 Telecommunication Equipments And Parts	0	25	0	15 176
248 Wood, simply Worked And Railway Sleeper Of Wood	23 500	23 500	12 175	12 175
655 Knitted Or Crocheted Fabrics	0	95	0	9 375
LAINNYA	178	871	8 547	19 283
<b>SUB TOTAL</b>	<b>23 862</b>	<b>135 969</b>	<b>24 231</b>	<b>471 697</b>
<b>ESTONIA</b>				
641 Papers And Paperboards	259 896	806 845	216 329	681 038
282 Waste And Scrap Metal Of Iron/steel	0	437 200	0	135 532
251 Pulp And Waste Paper	0	251 220	0	44 466
773 Equipment For Distributing Electricity	37	952	1 291	19 851
541 Medicinal And Pharmaceutical Products	1 000	1 000	15 318	15 318
LAINNYA	1 653	3 239	11 996	50 829
<b>SUB TOTAL</b>	<b>262 586</b>	<b>1 500 456</b>	<b>244 934</b>	<b>947 034</b>
<b>GEORGIA</b>				
629 Articles Of Rubbers	227	495	22 744	45 726
679 Tubes, Pipes, Hollow Profile, Pipe Fitting Of Iron/steel	27 886	27 886	40 523	40 523
598 Miscellaneous Chemical Products	17 760	17 760	24 864	24 864
842 Women's Coats/jacket, Not Knitted	36	226	1 858	10 237
764 Telecommunication Equipments And Parts	0	205	0	5 142
LAINNYA	37	1 152	1 451	7 299
<b>SUB TOTAL</b>	<b>45 946</b>	<b>47 724</b>	<b>91 440</b>	<b>133 791</b>
<b>CROATIA</b>				
121 Tobacco, Unmanufactured And Refused	19 800	99 000	94 050	464 310
248 Wood, simply Worked And Railway Sleeper Of Wood	0	451 100	0	359 707
737 Metalworking Machinery And Parts	6 725	121 722	83 352	316 319
661 Lime,cement And Fabricated Construction Materials	21 000	63 000	9 708	33 064
515 Organo-inorganic And Heterocyclic Compounds	25	80	7 048	23 219
LAINNYA	257	4 013	4 122	28 650
<b>SUB TOTAL</b>	<b>47 807</b>	<b>738 915</b>	<b>198 280</b>	<b>1 225 269</b>
<b>BOSNIA AND HERZEGOVINA</b>				

**I.6 IMPOR KOMODITI MENURUT NEGARA ASAL / IMPORT BY COUNTRY OF ORIGIN  
DAN LIMA GOLONGAN BARANG (SITC) UTAMA / AND FIVE MAJOR SITC COMMODITY GROUP  
\*\* APRIL / APRIL 2010 \*\***

Negara Asal/SITC/Uraian Golongan Barang <i>Country of Origin/SITC/group Description</i>	Berat Bersih / <i>Net Weight (Kg)</i>		Nilai CIF / <i>CIF Value (US\$)</i>	
	Bulan ini <i>Current month</i>	Kumulatif <i>Cum. Jan to date</i>	Bulan ini <i>Current month</i>	Kumulatif <i>Cum. Jan to date</i>
851 Footwears	18	49	2 598	6 769
775 Household Type, Electrical/non-electrical Equipments	0	146	0	2 000
743 Pumps, Compressors, Fans, Blowers, Centrifuges, And Parts	15	85	329	1 446
571 Polymers Of Ethylene In Primary Forms	0	391	0	1 104
711 Steam And Other Vapour Generating Boilers And Parts	58	58	780	780
LAINNYA	10	23	94	480
<b>SUB TOTAL</b>	<b>101</b>	<b>752</b>	<b>3 801</b>	<b>12 579</b>
<b>MALTA</b>				
542 Medicaments, Including Veterinary Medicaments	297	521	75 240	114 263
514 Nitrogen-function Compounds	154	154	49 463	49 463
741 Heating And Cooling Equipments And Parts	56	623	2 021	15 300
675 Flat Rolled Products And Alloy Steels	0	5 002	0	9 029
273 Stone, Sand And Gravel	0	2 000 000	0	7 736
LAINNYA	2 378	2 751	6 333	13 381
<b>SUB TOTAL</b>	<b>2 885</b>	<b>2 009 051</b>	<b>133 057</b>	<b>209 172</b>
<b>SLOVAKIA</b>				
514 Nitrogen-function Compounds	18 750	90 003	56 250	225 500
778 Electrical Machinery And Apparatus	4 267	10 128	80 520	188 357
245 Fuel Wood And Wood Charcoal	0	552 000	0	120 256
737 Metalworking Machinery And Parts	13	7 375	1 541	111 411
772 Electrical Apparatus For Making And Breaking Electrical Circ	19	5 220	1 087	103 116
LAINNYA	196 946	445 808	315 431	782 635
<b>SUB TOTAL</b>	<b>219 995</b>	<b>1 110 534</b>	<b>454 829</b>	<b>1 531 275</b>
<b>SLOVENIA</b>				
641 Papers And Paperboards	0	307 030	0	2 503 488
282 Waste And Scrap Metal Of Iron/steel	0	983 310	0	304 327
778 Electrical Machinery And Apparatus	9 584	48 116	56 316	279 678
542 Medicaments, Including Veterinary Medicaments	158	887	12 342	199 528
699 Manufactures Of Base Metals	5 986	18 006	25 327	99 555
LAINNYA	38 698	105 654	287 470	659 436
<b>SUB TOTAL</b>	<b>54 426</b>	<b>1 463 003</b>	<b>381 455</b>	<b>4 046 012</b>
<b>CZECH REPUBLIC</b>				
791 Railway Vehicles And Associated Equipments	1 204 254	1 655 455	2 400 171	3 392 502
772 Electrical Apparatus For Making And Breaking Electrical Circ	12 738	78 084	641 490	3 346 571
514 Nitrogen-function Compounds	376 211	1 253 376	730 774	2 470 549
022 Milk,cream, And Milk Products Other Than Butter Or Cheese	399 950	399 950	1 326 234	1 326 234
581 Tubes, Pipes, And Hoses Of Plastics	12 144	42 971	224 258	783 349
LAINNYA	312 912	1 109 672	1 744 155	5 543 336
<b>SUB TOTAL</b>	<b>2 318 209</b>	<b>4 539 508</b>	<b>7 067 082</b>	<b>16 862 541</b>
<b>REP. OF MACEDONIA</b>				
579 Waste And Scrap Of Plastics	0	54 982	0	22 048
842 Women's Coats/jacket, Not Knitted	0	70	0	1 224
845 Articles Of Apparel	16	16	696	696
075 Spices	46	46	486	486
699 Manufactures Of Base Metals	2	2	35	35
LAINNYA	0	0	0	0
<b>SUB TOTAL</b>	<b>64</b>	<b>55 116</b>	<b>1 217</b>	<b>24 489</b>

**I.6 IMPOR KOMODITI MENURUT NEGARA ASAL / IMPORT BY COUNTRY OF ORIGIN  
DAN LIMA GOLONGAN BARANG (SITC) UTAMA / AND FIVE MAJOR SITC COMMODITY GROUP  
\*\* APRIL / APRIL 2010 \*\***

Negara Asal/SITC/Uraian Golongan Barang <i>Country of Origin/SITC/group Description</i>	Berat Bersih / <i>Net Weight (Kg)</i>		Nilai CIF / <i>CIF Value (US\$)</i>	
	Bulan ini <i>Current month</i>	Kumulatif <i>Cum. Jan to date</i>	Bulan ini <i>Current month</i>	Kumulatif <i>Cum. Jan to date</i>
RUSSIA FEDERATION				
672 Ingots And Other Iron/steel In Primary Forms	45.579.057	379.588.738	19.599.436	172.595.137
333 Petroleum Oil, Crude	0	84.634.864	0	50.747.161
562 Fertilizers, Manufactured	33.586.467	113.971.602	13.289.550	44.757.332
334 Petroleum Products, Refined	31.052.611	58.957.041	22.249.751	40.014.513
041 Wheat And Meslin, Unmilled	1.015.140	67.620.760	216.225	17.073.316
LAINNYA	10.131.351	57.260.682	16.448.057	64.054.389
SUB TOTAL	121.364.626	762.033.687	71.803.019	389.241.848

<http://www.bps.go.id>



**I.7 IMPOR KOMODITI TERTENTU MENURUT NEGARA ASAL UTAMA**  
**CERTAIN COMMODITIES IMPORT BY MAIN COUNTRY OF ORIGIN**  
**\*\*APRIL / APRIL 2009 \*\***

Komoditi <i>Commodity</i>	Negara Asal <i>Country of Origin</i>	Berat Bersih / <i>Net Weight (Kg)</i>		Nilai CIF / <i>CIF Value (US\$)</i>	
		Bulan ini <i>Current month</i>	Kumulatif <i>Cum. Jan to date</i>	Bulan ini <i>Current month</i>	Kumulatif <i>Cum. Jan to date</i>
Beras					
	THAILAND	22 654 999	53 849 194	10 896 975	28 218 032
	VIET NAM	3 149 700	14 194 400	1 695 413	8 238 651
	CHINA	134 150	791 900	402 450	2 375 700
	UNITED STATES	378 218	670 988	330 544	557 473
	PHILIPPINES	53 000	54 000	450 500	453 000
	OTHERS	296 069	672 678	166 538	341 498
	Sub Total	26 666 136	70 233 160	13 942 420	40 184 354
Jagung					
	ARGENTINA	47 771 195	83 211 920	11 176 665	19 782 011
	INDIA	16 058 710	47 472 912	3 837 507	11 069 496
	BRAZIL	0	28 078 554	0	6 833 586
	UNITED STATES	9 548 490	9 955 583	2 346 157	2 700 584
	SOUTH AFRICA	8 933 000	8 976 182	1 965 260	1 991 601
	OTHERS	167 180	7 327 510	538 684	2 482 002
	Sub Total	82 478 575	185 022 661	19 864 273	44 859 280
Kedelai					
	UNITED STATES	213 162 509	710 606 403	97 443 612	329 334 842
	MALAYSIA	3 368 222	16 528 867	2 682 315	11 177 310
	CANADA	676 196	1 968 535	297 526	964 915
	ARGENTINA	0	368 652	0	142 534
	THAILAND	104 664	104 664	69 805	69 805
	OTHERS	40 964	146 046	31 006	104 813
	Sub Total	217 352 555	729 723 167	100 524 264	341 794 219
Biji Gandum dan Meslin					
	AUSTRALIA	235 833 560	973 868 390	60 709 022	253 572 455
	CANADA	78 543 918	239 134 803	24 484 983	75 873 491
	UNITED STATES	58 851 779	188 461 177	15 726 722	54 292 413
	RUSSIA FEDERATION	1 015 140	67 620 760	216 225	17 073 316
	LITHUANIA	0	28 326 790	0	8 639 671
	OTHERS	0	8 597 660	0	1 974 841
	Sub Total	374 244 397	1 506 009 580	101 136 952	411 426 187
Tepung terigu					
	TURKEY	25 909 000	133 487 500	7 405 400	38 400 427
	SRI LANKA	10 300 600	41 991 648	3 732 515	16 308 817
	AUSTRALIA	6 302 667	25 086 342	2 704 086	10 742 710
	BELGIUM	5 386 473	18 476 973	1 872 373	6 436 932
	UKRAINE	1 786 000	9 185 750	530 630	2 728 935
	OTHERS	2 714 145	7 383 793	1 001 447	2 649 854
	Sub Total	52 398 885	235 612 006	17 246 451	77 267 675

**I.7 IMPOR KOMODITI TERTENTU MENURUT NEGARA ASAL UTAMA**  
**CERTAIN COMMODITIES IMPORT BY MAIN COUNTRY OF ORIGIN**  
**\*\*APRIL / APRIL 2009 \*\***

Komoditi <i>Commodity</i>	Negara Asal <i>Country of Origin</i>	Berat Bersih / <i>Net Weight (Kg)</i>		Nilai CIF / <i>CIF Value (US\$)</i>	
		Bulan ini <i>Current month</i>	Kumulatif <i>Cum. Jan to date</i>	Bulan ini <i>Current month</i>	Kumulatif <i>Cum. Jan to date</i>
<b>Gula Pasir</b>					
	THAILAND	138 205 000	433 681 000	102 356 448	325 946 122
	MALAYSIA	1 804 126	14 755 270	1 332 810	10 283 974
	CHINA	0	11 897 750	0	9 779 951
	AUSTRALIA	3 450 064	5 119 622	2 766 750	3 998 867
	KOREA, REPUBLIC OF	1 666 230	3 010 230	1 188 856	2 160 141
	OTHERS	982 000	2 802 464	652 166	2 161 096
	Sub Total	146 107 420	471 266 336	108 297 030	354 330 151
<b>Gula Tebu</b>					
	THAILAND	82 099 340	109 599 340	44 161 128	61 827 920
	AUSTRALIA	10 000 000	41 000 000	6 552 500	21 012 050
	BRAZIL	0	23 200 000	0	13 622 808
	SOUTH AFRICA	0	22 000 000	0	11 541 640
	MALAYSIA	205	205	1 667	1 667
	OTHERS	0	0	0	0
	Sub Total	92 099 545	195 799 545	50 715 295	108 006 085
<b>Daging Sejenis Lembu</b>					
	AUSTRALIA	4 198 800	20 357 173	11 471 876	56 201 787
	NEW ZEALAND	5 161 740	17 921 454	15 730 612	53 577 924
	UNITED STATES	770 941	3 205 270	1 414 246	4 477 504
	CANADA	189 854	1 069 218	192 693	1 614 630
	SINGAPORE	47 045	150 028	103 281	332 247
	OTHERS	20	20	221	221
	Sub Total	10 368 400	42 703 163	28 912 929	116 204 313
<b>Daging Ayam</b>					
	SINGAPORE	48 720	106 767	78 134	167 583
	OTHERS	0	0	0	0
	Sub Total	48 720	106 767	78 134	167 583
<b>Garam</b>					
	AUSTRALIA	130 259 000	426 407 000	6 777 403	23 049 173
	INDIA	44 600 000	98 390 000	2 033 480	4 514 605
	CHINA	10 000	12 417 005	5 000	649 075
	HONG KONG	0	3 800 000	0	206 575
	NEW ZEALAND	144 000	360 000	43 560	118 560
	OTHERS	53 319	209 618	21 988	121 672
	Sub Total	175 066 319	541 583 623	8 881 431	28 659 660
<b>Mentega</b>					
	NEW ZEALAND	880 634	3 919 750	4 266 050	17 706 373
	AUSTRALIA	151 769	570 269	590 034	2 103 858
	NETHERLANDS	77 600	444 200	370 758	1 645 357
	BELGIUM	22 500	242 479	132 300	1 172 194
	UNITED STATES	0	242 232	0	892 597
	OTHERS	34 611	160 859	223 164	847 149

**I.7 IMPOR KOMODITI TERTENTU MENURUT NEGARA ASAL UTAMA**  
**CERTAIN COMMODITIES IMPORT BY MAIN COUNTRY OF ORIGIN**  
**\*\*APRIL / APRIL 2009 \*\***

Komoditi <i>Commodity</i>	Negara Asal <i>Country of Origin</i>	Berat Bersih / <i>Net Weight (Kg)</i>		Nilai CIF / <i>CIF Value (US\$)</i>	
		Bulan ini <i>Current month</i>	Kumulatif <i>Cum. Jan to date</i>	Bulan ini <i>Current month</i>	Kumulatif <i>Cum. Jan to date</i>
Minyak Goreng	Sub Total	1 167 114	5 579 789	5 582 306	24 367 528
	MALAYSIA	1 332 700	17 753 670	1 511 797	15 690 388
	THAILAND	200 792	2 784 349	209 572	2 446 766
	SINGAPORE	62 010	330 034	90 980	484 829
	KOREA, REPUBLIC OF	44 119	80 334	101 430	159 006
	UNITED STATES	0	100 705	0	152 494
	OTHERS	0	49 865	0	122 958
	Sub Total	1 639 621	21 098 957	1 913 779	19 056 441
Susu	NEW ZEALAND	4 340 648	19 941 775	16 295 799	69 629 186
	AUSTRALIA	3 350 335	11 123 669	11 008 223	34 635 619
	UNITED STATES	2 699 775	6 118 952	7 721 455	16 321 718
	FRANCE	1 635 973	5 238 989	4 831 276	15 436 337
	NETHERLANDS	766 609	4 937 194	2 345 223	13 052 399
	OTHERS	4 843 007	13 197 897	18 139 526	50 566 612
		Sub Total	17 636 347	60 558 476	60 341 502
Bawang Merah	VIET NAM	999 200	18 687 700	430 643	8 102 013
	THAILAND	5 979 195	14 541 062	2 737 371	6 691 004
	INDIA	2 373 400	4 333 740	937 670	1 666 929
	PHILIPPINES	1 379 620	3 037 640	569 240	1 255 582
	MALAYSIA	379 979	1 230 053	300 991	853 864
	OTHERS	107 995	428 595	55 016	188 928
		Sub Total	11 219 389	42 258 790	5 030 931
Bawang putih	CHINA	34 043 656	122 512 710	19 698 269	70 492 106
	MALAYSIA	116 747	601 325	64 039	340 742
	THAILAND	74 712	324 499	33 636	131 854
	INDIA	29 000	29 000	11 745	11 745
	KOREA, REPUBLIC OF	0	397	0	806
	OTHERS	0	0	0	0
		Sub Total	34 264 115	123 467 931	19 807 689
Kelapa	THAILAND	194 223	1 248 428	131 179	823 405
	INDIA	15 876	63 504	84 000	331 800
	VIET NAM	0	63 504	0	261 825
	PHILIPPINES	0	24 606	0	36 823
	SINGAPORE	406	803	581	1 182
	OTHERS	706	706	1 174	1 174
		Sub Total	211 211	1 401 551	216 934

**I.7 IMPOR KOMODITI TERTENTU MENURUT NEGARA ASAL UTAMA**  
**CERTAIN COMMODITIES IMPORT BY MAIN COUNTRY OF ORIGIN**  
**\*\*APRIL / APRIL 2009 \*\***

Komoditi <i>Commodity</i>	Negara Asal <i>Country of Origin</i>	Berat Bersih / <i>Net Weight (Kg)</i>		Nilai CIF / <i>CIF Value (US\$)</i>	
		Bulan ini <i>Current month</i>	Kumulatif <i>Cum. Jan to date</i>	Bulan ini <i>Current month</i>	Kumulatif <i>Cum. Jan to date</i>
Kelapa Sawit	THAILAND	1 026	1 026	124 620	124 620
	MALAYSIA	420	420	76 596	76 596
	PAPUA NEW GUINEA	501	501	74 934	74 934
	UNITED KINGDOM	33	80	5 978	13 378
	OTHERS	0	0	0	0
	Sub Total		1 980	2 027	282 128
Lada	VIET NAM	663 428	1 822 428	243 531	655 542
	SINGAPORE	1 218	8 547	8 677	59 418
	UNITED STATES	0	2 160	0	32 474
	NETHERLANDS	250	2 713	3 500	16 922
	CHINA	19 000	19 003	7 600	7 613
	OTHERS	578	998	1 666	3 232
	Sub Total		684 474	1 855 849	264 974
Teh	KENYA	198 941	741 611	613 439	2 285 901
	VIET NAM	157 550	1 071 761	217 447	1 092 965
	SRI LANKA	24 415	112 302	157 906	566 103
	CHINA	124 432	306 632	128 182	398 818
	INDIA	0	103 198	0	297 116
	OTHERS	77 523	252 238	174 346	569 931
	Sub Total		582 861	2 587 742	1 291 320
Kopi	VIET NAM	972 093	13 419 247	1 452 771	18 309 043
	BRAZIL	0	501 127	0	1 711 440
	INDIA	0	352 800	0	562 678
	ITALY	1 552	35 490	15 418	495 691
	UNITED STATES	48 250	98 268	258 027	471 661
	OTHERS	52 607	606 548	128 472	1 043 870
	Sub Total		1 074 502	15 013 480	1 854 688
Cengkeh	SINGAPORE	20 897	20 897	96 581	96 581
	OTHERS	0	0	0	0
	Sub Total		20 897	20 897	96 581
Kakao	GHANA	700 000	3 250 000	2 835 934	13 274 763
	COTE D'IVOIRE	875 875	2 517 776	3 107 710	8 839 110
	PAPUA NEW GUINEA	730 480	2 104 793	2 648 174	7 501 107
	CAMEROON	103 704	1 099 813	384 083	4 213 340
	SOLOMON ISLANDS	165 000	735 000	572 846	2 579 500
	OTHERS	29 577	474 684	100 750	1 395 099

**I.7 IMPOR KOMODITI TERTENTU MENURUT NEGARA ASAL UTAMA**  
**CERTAIN COMMODITIES IMPORT BY MAIN COUNTRY OF ORIGIN**  
**\*\*APRIL / APRIL 2009 \*\***

Komoditi <i>Commodity</i>	Negara Asal <i>Country of Origin</i>	Berat Bersih / <i>Net Weight (Kg)</i>		Nilai CIF / <i>CIF Value (US\$)</i>	
		Bulan ini <i>Current month</i>	Kumulatif <i>Cum. Jan to date</i>	Bulan ini <i>Current month</i>	Kumulatif <i>Cum. Jan to date</i>
	Sub Total	2 604 636	10 182 066	9 649 497	37 802 919
Cabe (segar-dingin)					
	INDIA	281 003	736 324	214 720	560 563
	AUSTRALIA	73	1 363	208	3 718
	NEW ZEALAND	0	88	0	179
	OTHERS	0	0	0	0
	Sub Total	281 076	737 775	214 928	564 460
Cabe (kering-tumbuk)					
	INDIA	779 213	3 312 815	679 308	2 901 158
	CHINA	234 000	912 361	233 806	1 076 635
	MALAYSIA	248 563	1 300 152	173 587	785 583
	THAILAND	10 975	15 985	28 699	52 536
	GERMANY, FED. REP. OF	3 292	7 944	16 060	42 093
	OTHERS	13 725	19 821	18 869	47 225
	Sub Total	1 289 768	5 569 078	1 150 329	4 905 230
Cabe (awet sementara)					
	INDIA	0	25 222	0	16 141
	OTHERS	0	0	0	0
	Sub Total	0	25 222	0	16 141
Tembakau					
	CHINA	2 451 734	7 432 039	13 597 814	47 328 636
	TURKEY	425 408	1 556 678	4 116 137	11 733 900
	BRAZIL	337 052	1 342 763	2 626 387	10 207 304
	GREECE	97 020	1 284 400	651 419	9 537 508
	UNITED STATES	19 800	1 414 219	143 748	8 838 643
	OTHERS	900 494	3 727 228	5 591 275	24 140 535
	Sub Total	4 231 508	16 757 327	26 726 780	111 786 526
Ubi Kayu					
	CHINA	0	11 452	0	9 932
	MALAYSIA	378	1 219	119	2 320
	OTHERS	0	0	0	0
	Sub Total	378	12 671	119	12 252

**K1. IMPOR KAWASAN BERIKAT / BOUND ZONE IMPORT**  
**MENURUT GOLONGAN BARANG 2 DIJIT HS / BY COMMODITY 2 DIGITS HS**  
**\*\* APRIL / APRIL 2010 \*\***

HS	Uraian Golongan Barang Group Description	Berat Bersih / Net Weight (Kg)		Nilai CIF / CIF Value (US\$)	
		Bulan ini Current month	Kumulatif Cum. Jan to date	Bulan ini Current month	Kumulatif Cum. Jan to date
02	Meat and edible meat offal	20	20	221	221
03	Fish and crustaceans	2.037.169	5.485.081	3.194.822	9.460.241
04	Dairy products, bird's eggs, natural honey	710.997	3.553.105	1.070.468	5.200.811
05	Products of animal origin	35.386	68.826	756.674	1.302.073
06	Live trees and other plants	2	2	40	40
07	Edible vegetables and certain roots and tubers	0	99	0	749
08	Edible fruits and nuts	0	24.521	0	36.839
09	Coffee, tea, mate, and spices	284.796	6.923.876	496.733	8.904.278
10	Cereals	0	948	0	9.605
11	Products of the milling industry	45.675.049	121.008.063	19.877.631	48.991.779
12	Oil seeds and oleaginous fruits	139.343	620.843	316.308	2.328.941
13	Lac	379	27.073	9.644	95.607
14	Vegetable plaiting materials	80.289	80.409	30.732	31.410
15	Animal or vegetable oils/fats and their cleavage products	680.852	16.408.290	850.006	13.906.049
16	Preparations of meat/fish/crustaceans/molluscs or other aquatic inverte	128.642	190.540	462.719	570.546
17	Sugar and sugar confectionery	16.003.205	24.023.138	2.902.767	4.405.231
18	Cocoa and cocoa preparations	0	429	0	8.012
19	Preparations of cereals, flour, starch or milk	27.209	600.220	46.885	1.031.879
20	Preparations of vegetables, fruits, nuts or other part of plants	7.178	15.378	16.414	32.757
21	Miscellaneous edible preparations	206	2.625	1.230	33.804
22	Beverages, spirit, and vinegar	14.893	137.199	215.839	684.061
23	Residues and waste from the food industries	100	14.166	272	38.435
24	Tobacco and manufactured tobacco substitutes	1.756.425	7.178.723	16.693.269	60.608.379
25	Salts	16.236.311	204.624.058	2.178.177	19.417.331
26	Ores, slag, and ash	96.072	16.334.938	78.172	2.549.349
27	Mineral fuels, mineral oils and products of their distillation	577.405	42.095.977	1.894.371	31.365.592
28	Inorganic chemicals	21.534.280	81.741.034	13.921.546	52.446.211
29	Organic chemicals	7.406.160	59.077.593	14.875.487	82.652.442
30	Pharmaceutical products	18.120	85.767	110.114	523.614
31	Fertilizers	2.149.940	2.564.334	910.305	1.212.744
32	Tanning or dyeing extracts	2.517.973	9.824.974	10.638.089	38.179.924
33	Essential oils and resinoids	15.435	157.762	182.681	1.684.833
34	Soap, organic surfasce-active agents, washing, and lubricating prepara	812.123	3.346.333	2.951.411	11.312.797
35	Albuminoidal substances	2.594.677	17.688.793	3.813.776	18.311.837
36	Explosives	41.015	196.373	2.171.585	6.790.875
37	Photographic and cinematographic goods	232.225	569.529	282.415	1.234.811
38	Miscellaneous chemical products	2.929.965	10.154.778	9.883.118	33.318.928
39	Plastics and articles thereof	38.430.969	146.391.517	97.992.872	357.256.889
40	Rubber and articles thereof	31.501.424	54.473.339	25.349.275	101.969.014
41	Raw hides, skins, and leather	1.632.592	6.527.672	12.042.222	47.448.654
42	Articles of leather	72.176	189.495	751.117	2.544.960
43	Furskins and artificial fur	8.403	14.070	138.160	214.457
44	Wood and articles of wood	12.199.535	40.309.326	6.574.602	23.596.937
45	Cork and articles of cork	14.011	42.716	72.683	237.860
46	Manufactured of straw or other plaiting materials	1.401	4.158	15.340	39.280
47	Pulp of wood or of other fibrous cellulosic material	22.996.892	61.788.878	14.304.784	43.081.638
48	Paper and paperboard	8.787.358	38.330.497	18.133.745	75.209.772
49	Printed books, newspapers, pictures, and other products of printing in	240.235	397.683	618.545	2.729.371
50	Silk	10.602	58.509	188.439	677.756
51	Wool, fine or coarse animal hair	184.328	674.111	3.904.759	11.048.134
52	Cotton	18.316.428	56.158.586	85.016.225	278.977.113
53	Other vegetable textile fibres	30.344	455.842	295.755	4.125.029
54	Man-made filaments	4.784.347	19.291.711	40.322.559	151.815.125
55	Man-made staple fibres	5.492.742	23.066.502	24.759.622	92.640.974

**K1. IMPOR KAWASAN BERIKAT / BOUND ZONE IMPORT**  
**MENURUT GOLONGAN BARANG 2 DIJIT HS / BY COMMODITY 2 DIGITS HS**  
**\*\* APRIL / APRIL 2010 \*\***

HS Uraian Golongan Barang Group Description	Berat Bersih / Net Weight (Kg)		Nilai CIF / CIF Value (US\$)	
	Bulan ini Current month	Kumulatif Cum. Jan to date	Bulan ini Current month	Kumulatif Cum. Jan to date
56 Wadding, felt, and non-wovens	933.221	3.844.368	6.977.932	26.369.330
57 Carpets and other textile floor coverings	43.341	110.371	374.057	982.321
58 Special woven fabrics	1.470.520	4.717.577	18.803.316	58.772.603
59 Impregnated, coated, covered or laminated textile fabrics	1.409.339	5.698.397	13.441.388	46.972.483
60 Knitted or crocheted fabrics	7.610.133	26.892.358	60.817.908	220.673.691
61 Articles of apparel and clothing accessories, knitted or crocheted	159.369	808.501	1.482.398	6.992.818
62 Articles of apparel and clothing accessories, not knitted or crocheted	142.400	564.297	8.465.334	16.011.003
63 Other made up textile articles	171.797	850.160	1.129.545	6.595.860
64 Footwear, gaiters and the like	454.028	1.509.033	6.458.652	16.760.447
65 Headgear and parts thereof	65.257	134.115	521.090	1.500.933
66 Umbrellas, walking sticks, seat-sticks, whips, riding crops and parts	16.375	21.765	12.957	46.752
67 Prepared feathers and articles	6.625	39.010	75.384	3.453.742
68 Articles of stone, plaster, cement, asbestos, mica or similar material	882.218	1.771.501	2.262.648	7.569.131
69 Ceramic products	1.757.610	5.023.153	4.555.275	11.665.232
70 Glass and glassware	1.623.905	22.524.969	5.183.553	27.646.479
71 Natural and cultured pearls, precious/semi precious stones, and precio	47.116	122.882	5.996.213	20.847.975
72 Iron and steel	47.493.808	226.421.948	58.883.316	225.501.191
73 Articles of iron and steel	53.609.972	196.427.149	93.593.244	376.654.501
74 Cooper and articles thereof	7.429.619	27.272.651	55.181.376	195.795.263
75 Nickel and articles thereof	26.264	112.671	914.376	2.597.469
76 Aluminium and articles thereof	5.298.874	17.759.991	22.988.278	73.477.491
78 Lead and articles thereof	14.995	186.984	407.488	2.206.435
79 Zinc and articles thereof	716.073	2.571.542	2.144.478	9.815.331
80 Tin and articles thereof	52.851	198.822	770.857	2.889.647
81 Other base metal	52.719	294.016	831.140	8.134.322
82 Tools, implements, cutlery, spoon and forks, of base metal and parts t	238.970	1.202.873	4.394.332	16.823.682
83 Miscellaneous articles of base metal	2.007.041	6.392.215	12.206.376	36.752.658
84 Nuclear reactors, boilers, machinery and mechanical appliances	17.608.598	61.718.741	246.556.881	977.816.485
85 Electrical machinery and equipments	20.752.676	77.269.170	479.494.386	2.013.572.464
86 Railway and tramway locomotive, mechanical traffic, and all kinds	27.430	297.233	203.928	880.937
87 Vehicles other than railway/tramway, and parts and accessories thereof	5.933.754	24.836.172	54.288.121	205.329.229
88 Aircraft and its components	1.747	97.408	846.147	10.525.541
89 Ships, boat, and floating structures	104.726	10.209.219	1.289.067	21.884.389
90 Optical, photographic, cinematographic, measuring, checking, medical	915.126	3.300.644	40.474.993	156.375.359
91 Clocks and watches and parts thereof	1.171	12.600	116.308	384.660
92 Musical instruments	901.918	2.893.543	9.296.358	24.536.513
93 Arms and ammunition	0	1.709	0	8.366
94 Furnitures, bedding, mattress supports, cushions and stuffed furnishin	347.549	1.174.287	1.522.675	8.441.819
95 Toys, games and sports requisiters	28.381	144.440	1.013.594	4.424.192
96 Miscellaneous manufactured articles	600.729	2.695.115	8.808.412	30.210.791
97 Works of arts, collectors' piece and antiques	5	2.248	58	81.794
98 Vehicles in ckd and their components	1.456.074	4.938.641	18.502.571	63.304.272
<b>TOTAL IMPOR</b>	<b>451.861.952</b>	<b>1.826.064.918</b>	<b>1.692.601.035</b>	<b>6.593.581.599</b>

**K2. IMPOR KAWASAN BERIKAT / BOUND ZONE IMPORT**  
**MENURUT GOLONGAN BARANG SITC / BY SITC COMMODITY GROUP**  
**\*\* APRIL / APRIL 2010 \*\***

SITC Uraian Golongan Barang Group Description	Berat Bersih / Net Weight (Kg)		Nilai CIF / CIF Value (US\$)	
	Bulan ini Current month	Kumulatif Cum. Jan to date	Bulan ini Current month	Kumulatif Cum. Jan to date
<b>A. By Commodity 1 Dijit SITC</b>				
0 Food and Live Animals	19.260.436	40.953.729	8.352.214	30.045.562
1 Beverages and Tobacco	1.771.318	7.315.901	16.909.108	61.292.030
2 Crude Materials, Inedible	71.218.080	331.355.068	66.862.593	237.993.526
3 Mineral Fuels, Lubricants, etc.	577.405	41.791.432	1.894.371	31.149.617
4 Animal & Vegetable Oils/Fats	636.312	16.363.150	797.963	13.842.404
5 Chemicals	120.019.021	438.040.275	155.429.680	568.746.806
6 Manufactured Goods	184.142.793	741.028.817	527.807.694	1.955.889.868
7 Machinery and Transportation Equipments	45.832.455	179.463.398	799.276.740	3.286.763.481
8 Miscellaneous Manufactured Articles	8.369.922	29.673.938	110.596.255	393.219.266
9 Special Commodities and Transaction	34.210	79.210	4.674.417	14.639.039
<b>B. By Commodity 2 Dijit SITC</b>				
01 Meat and meat preparations	70	57.262	1.176	64.384
02 Dairy product and eggs	497	5.855	3.752	54.627
03 Fish, crustaceans, molluscs and their preparations	2.165.761	5.618.379	3.656.586	9.966.624
04 Cereals and cereal preparations	22.016	384.364	84.340	694.220
05 Fruits and vegetables	21.082	99.067	67.813	167.453
06 Sugar, sugar preparations, and honey	16.713.705	27.575.638	3.969.483	9.601.963
07 Coffee, tea, cocoa, and spices	285.002	6.925.840	497.963	8.941.260
08 Feeding stuff for animals	100	14.166	272	38.435
09 Miscellaneous food preparations	52.203	273.158	70.829	516.596
11 Beverages	14.893	137.178	215.839	683.651
12 Tobacco and tobacco manufactured	1.756.425	7.178.723	16.693.269	60.608.379
21 Hides, skins and furskins	1.169	2.035	83.337	89.823
22 Oil seeds, nuts, and kernels	0	2.774	0	9.500
23 Crude rubber	6.572.628	25.023.512	13.063.369	50.632.173
24 Wood, lumber, and cork	5.087.184	17.997.628	2.509.870	8.295.408
25 Pulp and waste paper	22.996.892	61.788.878	14.304.784	43.081.638
26 Textile fibres and their waste	13.903.594	46.963.243	30.034.825	100.152.954
27 Crude fertilizers and crude minerals	16.234.576	124.629.307	2.160.776	15.789.722
28 Metalliferous ores and metal scraps	6.166.638	54.153.325	3.592.234	16.193.878
29 Crude animals and vegetable materials, nes	255.399	794.366	1.113.398	3.748.430
33 Petroleum and petroleum products	577.005	41.786.669	1.893.047	31.110.540
34 Gas; natural and manufactured	400	4.763	1.324	39.077
41 Animal oils and fats	77	77	917	917
42 Fixed vegetable oils/fats	588.435	16.120.914	699.740	13.500.352
43 Animal vegetable oils/fats	47.800	242.159	97.306	341.135
51 Organic chemicals	7.512.241	59.421.764	14.518.031	80.570.484
52 Inorganic chemicals	21.499.328	81.484.428	13.897.296	52.216.804
53 Dyeing, tanning, and colouring materials	2.561.327	10.040.820	10.708.267	38.503.670
54 Medical and pharmaceutical products	46.397	161.751	1.074.002	4.368.272
55 Essential oils and perfumery materials	541.548	1.926.303	2.078.045	8.117.853
56 Manufactured fertilizers	2.149.908	2.561.970	910.115	1.183.717
57 Plastics in primary forms	32.368.838	124.553.379	61.620.278	220.196.676
58 Plastics in non-primary forms	2.498.703	9.157.555	14.874.908	54.847.875
59 Chemical materials and its products, nes	50.840.731	148.732.305	35.748.738	108.741.455
61 Leather, leather med, nes	1.643.735	6.553.521	12.155.874	47.759.565
62 Rubber manufactured, nes	24.893.149	29.200.682	12.036.889	49.872.604
63 Wood and cork manufactured	7.126.362	22.354.414	4.137.415	15.539.389
64 Paper, paperboard, and manufactured thereof	8.411.766	36.758.974	12.729.897	54.478.590
65 Textile yarns, fabrics, and their products	26.603.940	95.032.299	226.443.652	801.131.959
66 Non metallic minerals manufactured	4.686.594	110.549.067	11.673.818	49.596.581
67 Iron and steel	86.141.183	351.694.405	116.451.039	434.339.062
68 Non ferrous metals	12.602.668	44.921.281	74.172.794	267.310.178
69 Manufactured of metal, nes	12.033.396	43.964.174	58.006.316	235.861.940
71 Power generating machine and equipments	2.628.645	8.435.989	29.531.610	130.947.448



**K2. IMPOR KAWASAN BERIKAT / BOUND ZONE IMPORT**  
**MENURUT GOLONGAN BARANG SITC / BY SITC COMMODITY GROUP**  
**\*\* APRIL / APRIL 2010 \*\***

SITC	Uraian Golongan Barang Group Description	Berat Bersih / Net Weight (Kg)		Nilai CIF / CIF Value (US\$)	
		Bulan ini Current month	Kumulatif Cum. Jan to date	Bulan ini Current month	Kumulatif Cum. Jan to date
72	Machinery specialized for particular industry	5.216.562	18.101.826	86.504.228	309.867.369
73	Metalworking machinery	646.060	2.286.746	9.779.337	30.510.701
74	General industrial machinery and equipments	8.884.526	31.325.209	83.305.073	355.584.982
75	Office machinery and automatic data processing	1.140.928	5.312.773	49.875.859	202.173.289
76	Telecommunication and reproducers apparatus	4.775.990	18.615.068	82.804.963	457.671.465
77	Electrical machinery and apparatus	15.060.298	55.157.057	383.585.670	1.502.330.321
78	Road vehicles	7.370.355	29.913.815	71.737.280	265.203.178
79	Other transportation equipments	109.091	10.314.915	2.152.720	32.474.728
81	Sanitary, plumbing, and fittings	293.168	849.036	1.087.511	4.111.210
82	Furniture	103.019	527.219	546.514	4.384.822
83	Traveling goods	52.702	146.943	521.283	1.956.488
84	Clothing	575.362	2.404.112	12.829.870	33.215.790
85	Footwear	454.028	1.509.033	6.458.652	16.760.447
87	Professional, scientific, and contractor instruments	807.872	2.925.049	14.161.259	59.478.513
88	Photographic apparatus, equipments and optics	334.967	960.186	11.858.586	43.999.736
89	Miscellaneous manufactured articles	5.748.804	20.352.360	63.132.580	229.312.260
96	Coin, not being legal tender	0	82	0	1.784
97	Gold; non monetary	34.210	79.128	4.674.417	14.637.255

**C. By Commodity 3 Dijiit SITC**

011	Meat Of Bovine Animals Fresh, Chilled Or Frozen	20	20	221	221
017	Meat And Edible Meat Offal, Prepared Or Preserved	50	57.242	955	64.163
022	Milk,Cream, And Milk Products Other Than Butter Or Cheese	0	108	0	327
024	Cheese And Curds	497	497	3.752	3.752
025	Eggs, Birds, And Egg Yolks; Fresh, Dried Or Otherwise Preserved	0	5.250	0	50.548
034	Fish, Fresh, Chilled Or Frozen	1.909.541	4.869.632	2.425.705	5.351.945
035	Fish, Dried Salted Or In Brine; Smoked Fish	0	1.090	0	23.844
036	Crustaceans, Molluscs, And Aquatic Invertebrates	127.628	614.359	769.117	4.084.452
037	Fish, Crustaceans, Molluscs, And Other Aquatic Invertebrates; Prepared	128.592	133.298	461.764	506.383
041	Wheat And Meslin, Unmilled	0	948	0	9.605
046	Meal And Flour Of Wheat And Flour Of Meslin	3.365	3.365	57.220	57.220
047	Other Cereal Meals And Flours	0	22.914	0	62.100
048	Cereal Preparations And Preparations Of Flours/Starches Of Fruit	18.651	357.137	27.120	565.295
054	Vegetables, Fresh, Chilled, Frozen Or Simply Preserved	0	81	0	731
056	Vegetables, Roots And Tubers, Prepared Or Preserved Nes	21.082	72.353	67.813	126.743
057	Fruit And Nut; Fresh Or Dried	0	24.521	0	36.839
059	Fruit And Vegetable Juices	0	2.112	0	3.140
061	Sugar, Molasses, And Honey	16.713.705	27.575.638	3.969.483	9.601.963
071	Coffee And Coffee Substitutes	233.606	6.737.669	339.780	8.626.228
072	Cocoa	0	289	0	7.650
073	Chocolate And Other Food Preparations Containing Cocoa	0	140	0	362
074	Tea And Mate	26.250	162.593	12.731	161.555
075	Spices	25.146	25.149	145.452	145.465
081	Feeding Stuff For Animals	100	14.166	272	38.435
091	Margarine And Shortening	44.540	45.140	52.043	63.645
098	Edible Products And Preparations	7.663	228.018	18.786	452.951
111	Non-Alcoholic Beverages, Nes	0	13.463	0	41.213
112	Alcoholic Beverages	14.893	123.715	215.839	642.438
121	Tobacco, Unmanufactured And Refused	1.593.093	6.866.538	14.663.947	57.601.208
122	Tobacco, Manufactured	163.332	312.185	2.029.322	3.007.171
211	Hides And Skins, Raw	448	1.299	3.258	9.370
212	Furskins, Raw	721	736	80.079	80.453
223	Oil Seeds Use For Extraction Of Other Fixed Vegetable Oils	0	2.774	0	9.500
231	Natural Rubber Latex;Natural Rubber And Similar Natural Gums	1.237.011	5.026.809	2.338.576	10.616.141
232	Synthetic Rubber Latex, Synthetic/Reclaimed Rubber	5.335.617	19.996.703	10.724.793	40.016.032
244	Cork,Natural,Raw And Waste	2.233	2.379	3.338	5.730
245	Fuel Wood And Wood Charcoal	2.746.524	10.062.506	732.528	2.359.007
246	Wood In Chips Or Particles And Waste	180	115.250	1.468	25.481

**K2. IMPOR KAWASAN BERIKAT / BOUND ZONE IMPORT**  
**MENURUT GOLONGAN BARANG SITC / BY SITC COMMODITY GROUP**  
**\*\* APRIL / APRIL 2010 \*\***

SITC	Uraian Golongan Barang Group Description	Berat Bersih / Net Weight (Kg)		Nilai CIF / CIF Value (US\$)	
		Bulan ini Current month	Kumulatif Cum. Jan to date	Bulan ini Current month	Kumulatif Cum. Jan to date
247	Wood In The Rough Or Roughly Squared	251.124	829.009	125.974	326.182
248	Wood,Simply Worked And Railway Sleeper Of Wood	2.087.123	6.988.484	1.646.562	5.579.008
251	Pulp And Waste Paper	22.996.892	61.788.878	14.304.784	43.081.638
261	Silk	0	1.923	0	9.703
263	Cotton	10.278.489	29.838.801	19.131.766	53.210.840
264	Jute And Other Textile Bast Fibres	9	150.424	180	182.918
265	Vegetable Textile Fibres,Raw Or Processed;Waste Of These Fibres	0	3.334	0	28.359
266	Synthetic Fibres Suitable For Spinning	1.570.850	8.586.937	4.174.604	19.708.910
267	Other Man-Made Fibres Suitable For Spinning And Waste	1.984.428	8.062.222	6.099.824	24.298.768
268	Wool And Other Animal Hair	43.051	244.304	429.407	2.151.817
269	Old Clothing And Other Old Textile Articles; Rags	26.767	75.298	199.044	561.639
272	Fertilizers, Crude	9.920	25.028	29.369	139.707
273	Stone, Sand And Gravel	13.364.505	45.491.756	964.787	3.127.432
274	Sulphur And Unroasted Iron Pyrites	156.024	49.549.421	121.492	6.438.271
277	Natural Abrasives	433.455	4.915.578	207.266	1.718.738
278	Other Crude Minerals	2.270.672	24.647.524	837.862	4.365.574
281	Iron Ore And Concentrates	0	16.005.926	0	1.337.345
282	Waste And Scrap Metal Of Iron/Steel	6.026.474	37.529.671	3.484.952	13.215.548
283	Copper Ores And Concentrates	0	23.081	0	193.845
284	Nickel Ores And Concentrates	0	299	0	3.630
285	Aluminium Ores And Concentrates	74.952	296.606	54.143	259.300
287	Ores And Concentrates Of Basemetals	56.000	208.337	37.989	243.116
288	Non-Ferrous Base Metal Waste And Scraps	9.192	57.345	5.731	42.221
289	Ores And Concentrates Of Precious Metals; Waste,Scraps	20	32.060	9.419	898.873
291	Crude Animal Materials	35.386	68.826	756.674	1.302.073
292	Crude Vegetable Materials	220.013	725.540	356.724	2.446.357
334	Petroleum Products, Refined	305.276	41.005.174	1.505.521	29.917.950
335	Residual Petroleum Products, And Related Materials	271.729	781.495	387.526	1.192.590
342	Liquefied Propane And Butane	0	2.648	0	7.388
343	Natural Gas, Liquefied Or Not	0	718	0	12.851
344	Petroleum Gases And Other Gas	400	1.251	1.324	15.930
345	Coal Gas, Water Gas And Similar Gas	0	146	0	2.908
411	Animal Oils And Fats	77	77	917	917
421	Fixed Vegetable Fats And Oils Soft,Crude,Refined Or Fractioned	588.000	1.923.671	692.444	2.397.071
422	Fixed Vegetable Fats And Oils Solid,Crude,Refined Or Fractioned	435	14.197.243	7.296	11.103.281
431	Animal And Vegetable Oil; Fat Processed And Their Wax	47.800	242.159	97.306	341.135
511	Hydrocarbon And Their Halogenated, Nitrated Derivatives	314.212	1.825.758	761.833	3.721.220
512	Alcohols,Phenols,Phenol-Alcohols And Their Halogenated	3.058.948	44.300.858	4.761.845	47.643.925
513	Carboxylic Acids,And Their Anhydrides,Halides,Peroxides	985.955	3.771.628	1.867.509	7.404.143
514	Nitrogen-Function Compounds	1.602.305	5.522.978	3.650.688	12.041.877
515	Organo-Inorganic And Heterocyclic Compounds	1.250.864	2.581.229	2.297.920	4.953.981
516	Other Organic Chemicals	299.957	1.419.313	1.178.236	4.805.338
522	Inorganic Chemical Elements, Oxides And Halogen Salts	9.087.176	49.118.224	10.718.847	39.589.807
523	Metallicsalts And Peroxysalts	12.264.312	31.635.605	2.938.198	10.492.196
524	Other Inorganic Chemicals;Chemical Compound Of Precious Metals	145.838	728.493	229.992	2.113.314
525	Radioactive And Associated Materials	2.002	2.106	10.259	21.487
531	Synthetic Organic; Colouring Matter	233.740	1.408.057	2.416.941	7.343.151
532	Dyeing/Tanning Extracts And Synthetic Tanning Materials	22.074	45.448	62.626	169.294
533	Pigments, Paints, Varnishes, And Related Materials	2.305.513	8.587.315	8.228.700	30.991.225
541	Medicinal And Pharmaceutical Products	45.967	159.717	1.008.043	4.089.563
542	Medicaments, Including Veterinary Medicaments	430	2.034	65.959	278.709
551	Essential Oils, Perfumes, And Flavour Materials	12.830	69.874	127.052	1.232.075
553	Perfumery, Cosmetics, And Toilet Preparations	2.605	87.888	55.629	452.758
554	Soap,Cleansing And Polishing Preparations	526.113	1.768.541	1.895.364	6.433.020
562	Fertilizers, Manufactured	2.149.908	2.561.970	910.115	1.183.717
571	Polymers Of Ethylene In Primary Forms	11.700.442	40.477.632	16.489.258	52.410.693
572	Polimers Of Styrene In Primary Forms	6.725.163	23.812.099	14.221.034	48.169.682
573	Polimers Of Vinyl Chloride In Primary Forms	1.238.777	3.595.979	2.159.343	6.067.722
574	Poliacetals And Polycarbons In Primary Forms	1.987.538	8.011.947	7.856.470	28.466.905

**K2. IMPOR KAWASAN BERIKAT / BOUND ZONE IMPORT**  
**MENURUT GOLONGAN BARANG SITC / BY SITC COMMODITY GROUP**  
**\*\* APRIL / APRIL 2010 \*\***

SITC	Uraian Golongan Barang Group Description	Berat Bersih / Net Weight (Kg)		Nilai CIF / CIF Value (US\$)	
		Bulan ini Current month	Kumulatif Cum. Jan to date	Bulan ini Current month	Kumulatif Cum. Jan to date
575	Other Plastics In Primary Forms	10.637.302	48.575.695	20.884.225	85.068.849
579	Waste And Scrap Of Plastics	79.616	80.027	9.948	12.825
581	Tubes, Pipes, And Hoses Of Plastics	254.349	1.056.835	2.165.311	7.104.081
582	Plates, Sheets, And Film Of Plastics	2.210.226	8.023.801	12.389.152	47.001.620
583	Monofilament And Rod Of Plastics	34.128	76.919	320.445	742.174
591	Disinfectants, Insecticides, And Fungicides Put In Forms	46.254	254.404	269.869	1.164.319
592	Starches, Inulin, And Wheat Glutenal Buminoidal Substances; Glues	48.189.278	138.390.136	23.271.963	66.011.895
593	Explosive And Pyrotechnic Products	40.842	195.842	2.169.630	6.783.149
597	Additive For Mineral Oils	270.123	1.560.510	1.188.681	5.180.742
598	Miscellaneous Chemical Products	2.294.234	8.331.214	8.848.595	29.596.052
599	Residual products of chemical or allied industries, sewage	0	199	0	5.298
611	Leathers	1.632.144	6.526.373	12.038.964	47.439.284
612	Manufactures And Composition Leathers	11.591	27.148	116.910	320.281
621	Materials Of Rubber	24.438.950	27.273.346	5.373.611	25.668.591
625	Rubber Tyre,Tyre Cases,Tyre Treads,Inner Tubes, And Tyre Flaps	43.245	195.030	546.251	1.289.967
629	Articles Of Rubbers	410.954	1.732.306	6.117.027	22.914.046
633	Cork Manufactures	11.778	40.337	69.345	232.130
634	Veneers,Plywood,Improved/Reconstituted Wood Worked	6.869.218	21.043.151	2.590.903	8.035.583
635	Wood Manufactures	245.366	1.270.926	1.477.167	7.271.676
641	Papers And Paperboards	6.436.388	28.957.082	6.991.806	31.535.785
642	Paper And Paperboard Cut To Size/Shape And Article Of Papers	1.975.378	7.801.892	5.738.091	22.942.805
651	Textile Yarns	1.789.189	7.586.936	10.991.933	45.829.987
652	Cotton Fabrics, Woven	7.920.305	25.859.577	65.258.727	222.667.797
653	Fabrics, Woven, Of Man-Made Fibres	5.195.503	18.924.628	45.684.038	160.738.144
654	Textile Fabrics, Woven, Other Than Of Cotton Or Man-Made Fibres	186.294	868.337	3.982.394	14.117.213
655	Knitted Or Crocheted Fabrics	7.610.133	26.892.358	60.817.908	220.673.691
656	Tulle,Lace,Embroidery,Ribbons,Trimmings And Other Small Wares	1.356.005	4.384.946	17.801.619	55.548.683
657	Special Yarns,Textile Fabrics	2.354.887	9.618.473	20.560.821	74.377.650
658	Made-Up Articles, Wholly/Chiefly Of Textile Materials	146.803	784.938	958.376	6.179.797
659	Floor Coverings	44.821	112.106	387.836	998.997
661	Lime,Cement And Fabricated Construction Materials	71.316	80.586.296	279.825	5.520.838
662	Clay And Refractory Construction Materials	1.958.154	5.150.873	3.992.847	9.665.172
663	Mineral Manufactures	1.072.116	2.395.210	2.576.946	8.080.759
664	Glass	1.493.247	22.165.258	3.614.351	23.609.460
665	Glassware	80.245	183.745	1.122.058	2.433.577
666	Pottery	7.788	52.863	10.815	68.715
667	Pearl, Precious And Semi Precious Stones	3.728	14.822	76.976	218.060
671	Pig Iron,Spiegeleisen,Sponge Iron, And Ferro-Alloys	707.201	2.435.280	1.119.018	4.256.712
672	Ingots And Other Iron/Steel In Primary Forms	2.717.899	14.714.605	4.266.484	19.358.448
673	Flat Rolled Products, Not Clad	11.585.681	75.186.586	12.392.920	61.230.113
674	Flat Rolled Products, Clad Or Plated	4.244.915	14.788.964	9.464.972	24.181.165
675	Flat Rolled Products And Alloy Steels	8.327.395	25.266.298	9.630.866	32.182.550
676	Iron/Steel Bars, Rods, Angels, Shaped And Sections	12.047.069	47.542.931	13.246.192	52.680.791
677	Rail/Railway And Tractor Construction Of Iron/Steel Materials	219.939	866.524	208.830	1.196.360
678	Wire Of Iron/Steel	1.924.353	9.215.834	5.375.829	18.763.349
679	Tubes, Pipes, Hollow Profile, Pipe Fitting Of Iron/Steel	44.366.731	161.677.383	60.745.928	220.489.574
681	Silver, Platinum, And Other Metal Of The Platinum Groups	4.699	11.598	777.290	3.839.600
682	Copper	7.361.397	26.859.259	53.323.273	189.884.496
683	Nickel	14.576	50.208	824.698	2.203.698
684	Aluminium	4.571.232	15.612.182	16.643.902	56.112.468
685	Lead	13.879	170.132	385.280	2.062.812
686	Zinc	584.665	2.002.676	1.447.323	5.000.108
687	Tin	50.462	191.153	716.489	2.670.983
689	Miscellaneous Non-Ferrous Basemetals Employed In Metallurgy	1.758	24.073	54.539	5.536.013
691	Structures And Parts Of Iron/Steel Or Aluminium	4.259.710	17.194.906	15.167.301	42.124.214
692	Metal Containers For Storage And Transportations	695.953	3.606.108	2.274.812	41.554.295
693	Wire Products And Fencing Grills	1.489.317	4.305.952	4.646.937	13.915.564
694	Nails, Screws, Nuts, Bolts, Rivets Of Iron/Steel Or Copper	1.914.709	4.830.714	9.129.335	31.068.686
695	Tools For Used In The Hand Or In Machines	221.961	1.117.087	4.214.065	16.250.961

**K2. IMPOR KAWASAN BERIKAT / BOUND ZONE IMPORT**  
**MENURUT GOLONGAN BARANG SITC / BY SITC COMMODITY GROUP**  
**\*\* APRIL / APRIL 2010 \*\***

SITC	Uraian Golongan Barang <i>Group Description</i>	Berat Bersih / <i>Net Weight (Kg)</i>		Nilai CIF / <i>CIF Value (US\$)</i>	
		Bulan ini <i>Current month</i>	Kumulatif <i>Cum. Jan to date</i>	Bulan ini <i>Current month</i>	Kumulatif <i>Cum. Jan to date</i>
696	Cutlery	11.707	71.703	159.071	512.243
697	Household Equipment Of Base Metals	58.726	135.848	135.113	931.886
699	Manufactures Of Base Metals	3.381.313	12.701.856	22.279.682	89.504.091
711	Steam And Other Vapour Generating Boilers And Parts	870.801	1.123.459	952.483	5.660.801
712	Steam Or Other Generating Boilers And Parts	4.161	87.584	50.916	505.651
713	Internal Combustion Piston Engines And Parts	692.063	3.037.947	11.956.777	55.306.756
714	Engines And Motors, Non-Electric And Parts	21.630	127.507	1.934.819	17.461.204
716	Rotating Electric Plants And Parts	801.082	2.871.410	9.753.789	39.378.456
718	Other Power Generating Machines And Parts	238.908	1.188.082	4.882.826	12.634.580
721	Agricultural Machinery And Parts	36.761	85.927	324.922	878.817
722	Tractors	0	871	0	40.714
723	Civil Engineering And Contractor Plants And Equipments/Parts	2.315.495	4.202.878	18.302.708	40.266.336
724	Textile/Leather Machinery And Parts	561.554	2.810.829	6.619.399	29.709.322
725	Papermill/Pulpmill Machinery And Paper Cutting Machines	85.127	343.904	1.619.659	5.650.125
726	Printing/Book Binding Machinery And Parts	1.196.237	3.990.874	44.542.584	156.679.119
727	Food Processing Machines And Parts	123.413	673.920	2.365.448	12.535.464
728	Other Machines And Equipment Specialized For Particular Industry	897.975	5.992.623	12.729.508	64.107.472
731	Machine Tools By Removing Metal	329.734	919.647	4.781.223	11.030.172
733	Machine Tool For Working Metals	91.506	514.344	905.772	5.154.956
735	Parts Of Machine Tools	61.776	193.328	2.112.703	6.263.743
737	Metalworking Machinery And Parts	163.044	659.427	1.979.639	8.061.830
741	Heating And Cooling Equipments And Parts	972.330	3.697.163	7.662.531	31.553.718
742	Pumps For Liquid And Parts	748.175	2.174.098	7.026.862	27.854.045
743	Pumps, Compressors, Fans, Blowers, Centrifuges, And Parts	1.806.354	7.644.976	9.398.731	62.100.124
744	Mechanical Handling Equipments And Parts	2.439.440	6.813.700	10.283.420	52.214.778
745	Other Non-Electrical Machinery, Tools, And Mechanical Apparatus	399.009	1.601.195	8.577.622	27.639.425
746	Ball Or Roller Bearings	367.443	1.150.782	4.624.695	14.066.642
747	Taps, Cocks, And Valves For Pipes	661.349	2.627.103	14.497.259	56.451.427
748	Transmission Shafts And Cranks	975.409	3.529.094	14.648.848	50.504.992
749	Non-Electric Parts And Accessories Of Machineries	515.017	2.087.098	6.585.105	33.199.831
751	Office Machines	178.469	771.748	9.141.491	32.312.870
752	Automatic Data Processing Machines And Their Units	404.906	1.981.458	2.459.039	27.662.730
759	Parts And Accessories For Machine Of Heading 751 Or 752	557.553	2.559.567	38.275.329	142.197.689
761	Television Receivers	1.620.903	5.416.369	37.556.345	136.264.171
762	Radio Broadcast Receivers	0	7.403	0	736.555
763	Sound Recorders Or Reproducers	4.729	30.385	287.167	1.261.303
764	Telecommunication Equipments And Parts	3.150.358	13.160.911	44.961.451	319.409.436
771	Electric Power Machinery And Parts	541.001	2.747.543	8.302.345	36.247.182
772	Electrical Apparatus For Making And Breaking Electrical Circuits	4.608.733	13.416.845	106.460.572	371.264.938
773	Equipment For Distributing Electricity	2.787.400	10.251.899	26.587.717	102.161.755
774	Electrical Apparatus For Medical Purposes And Radiological Apparatus	4.821	7.245	121.256	361.641
775	Household Type, Electrical/Non-Electrical Equipments	1.489.960	6.563.243	52.013.145	183.282.318
776	Thermionic, Cold Cathode, And Photo Cathode Valves/Tubes	2.150.334	10.112.004	122.221.418	496.706.928
778	Electrical Machinery And Apparatus	3.478.049	12.058.278	67.879.217	312.305.559
781	Passenger Motor Cars	1.119.838	4.700.710	12.705.800	48.241.308
782	Motor Vehicle For The Transportation Of Goods	783.391	1.740.377	4.109.397	12.895.517
783	Road Motor Vehicles	66.096	66.096	141.424	141.424
784	Parts And Accessories Of The Motor Vehicles	3.833.689	15.899.429	45.855.633	164.004.713
785	Motorcycles, Scooters, And Other Cycles Motorized/Non Motorized	1.181.634	5.753.966	8.402.075	34.546.386
786	Trailers And Other Vehicles, Not Motorized	385.707	1.753.237	522.951	5.373.830
791	Railway Vehicles And Associated Equipments	2.618	8.663	17.506	73.369
792	Aircraft And Associated Equipments And Parts	1.747	97.033	846.147	10.516.970
793	Ships, Boats, And Floating Structures	104.726	10.209.219	1.289.067	21.884.389
811	Prefabricated Buildings	173.369	488.134	586.377	2.411.596
812	Sanitary, Plumbing, Heating, And Lighting Fixtures/Fittings	42.101	224.069	95.804	570.691
813	Lighting Fixtures And Fittings	77.698	136.833	405.330	1.128.923
821	Furnitures And Parts	103.019	527.219	546.514	4.384.822
831	Travel Goods	52.702	146.943	521.283	1.956.488
841	Men'S Coats/Jackets, Not Knitted	4.656	19.595	45.406	89.445

**K2. IMPOR KAWASAN BERIKAT / BOUND ZONE IMPORT**  
**MENURUT GOLONGAN BARANG SITC / BY SITC COMMODITY GROUP**  
**\*\* APRIL / APRIL 2010 \*\***

SITC	Uraian Golongan Barang <i>Group Description</i>	Berat Bersih / <i>Net Weight (Kg)</i>		Nilai CIF / <i>CIF Value (US\$)</i>	
		Bulan ini <i>Current month</i>	Kumulatif <i>Cum. Jan to date</i>	Bulan ini <i>Current month</i>	Kumulatif <i>Cum. Jan to date</i>
842	Women'S Coats/Jacket, Not Knitted	4.069	7.608	72.355	119.501
843	Men'S Coats/Jackets, Knitted	475	143.685	12.837	1.236.680
844	Women'S Coats/Jackets, Knitted	8.042	69.835	16.731	402.876
845	Articles Of Apparel	145.046	563.457	1.289.727	5.880.292
846	Clothing Accessories Of Textiles Fabrics	139.481	568.618	8.510.676	15.275.027
848	Articles Of Apparel And Clothing Accessories Of Other Than Textile Fab	273.593	1.031.314	2.882.138	10.211.969
851	Footwears	454.028	1.509.033	6.458.652	16.760.447
871	Optical Instrument And Apparatus	302.227	399.377	3.487.099	7.632.889
872	Medical Instruments And Appliances	113.958	698.140	1.609.300	7.570.087
873	Meters And Counters	78.173	598.597	819.883	5.905.922
874	Measuring, Checking, Analysing, And Controlling Instrument And Apparatus	313.514	1.228.935	8.244.977	38.369.615
881	Photographic Apparatus And Equipments	18.131	60.055	1.975.015	6.969.336
882	Photographic And Cinematographic Supplies	232.215	569.377	281.965	1.220.225
883	Cinematograph Film, Exposed And Developed	10	152	450	14.586
884	Optical Goods	83.440	318.002	9.484.848	35.410.929
885	Watches And Clocks	1.171	12.600	116.308	384.660
891	Arms And Ammunitions	9	1.718	392	8.758
892	Printed Matter	615.827	1.969.206	6.022.393	23.460.553
893	Article Of Plastics	3.406.288	12.088.018	19.555.397	75.689.472
894	Baby Carriages, Toys, Games, And Sporting Goods	28.397	145.612	1.014.857	4.444.040
895	Office And Stationery Supplies	162.720	979.500	1.360.716	5.338.653
896	Works Of Art, Collectors Pieces And Antiques	5	2.248	58	81.794
897	Jewellery, Goldsmith, Silversmith Wares, And Other Articles	4.479	17.146	467.530	2.148.483
898	Musical Instrument And Parts/Accessories	945.407	3.040.150	11.333.537	32.468.227
899	Other Miscellaneous Manufactured Articles	585.672	2.108.762	23.377.700	85.672.280
961	Coin Not Being Legal Tender	0	82	0	1.784
971	Gold, Non-Monetary	34.210	79.128	4.674.417	14.637.255
<b>TOTAL IMPOR</b>		<b>451.861.952</b>	<b>1.826.064.918</b>	<b>1.692.601.035</b>	<b>6.593.581.599</b>

**K3. IMPOR KAWASAN BERIKAT / BOUND ZONE IMPORT**  
**MENURUT NEGARA ASAL / BY COUNTRY OF ORIGIN**  
**\*\* APRIL / APRIL 2010 \*\***

Kode Code	Negara Asal Country of Origin	Berat Bersih / Net Weight (Kg)		Nilai CIF / CIF Value (US\$)	
		Bulan ini Current month	Kumulatif Cum. Jan to date	Bulan ini Current month	Kumulatif Cum. Jan to date
111	JP JAPAN	53.950.699	235.046.496	302.846.620	1.164.373.214
112	HK HONG KONG	10.565.878	36.998.554	104.487.369	384.996.780
113	KP KOREA, DEM. PEOPLE'S REP.	0	686	0	13.716
114	KR KOREA, REPUBLIC OF	26.912.813	123.650.319	157.320.139	613.841.692
115	TW TAIWAN	11.920.420	112.769.571	64.685.897	241.900.023
116	CN CHINA	61.494.946	224.110.278	236.725.520	853.221.824
117	MN MONGOLIA	0	780	0	28.459
118	MO MACAU	129.781	415.264	640.180	1.974.780
120	PG PAPUA NEW GUINEA	0	4.513	0	138.324
121	TH THAILAND	56.993.323	188.236.226	62.904.361	241.652.308
122	SG SINGAPORE	78.177.759	359.886.040	444.045.391	1.847.552.997
123	PH PHILIPPINES	2.935.288	21.565.740	16.328.127	62.851.635
124	MY MALAYSIA	26.638.223	142.854.535	69.175.706	272.213.872
125	MM MYANMAR	26.030	128.380	78.038	532.944
126	KH CAMBODIA	16.614	59.295	71.921	273.216
127	BN BRUNEI DARUSSALAM	12.935	13.690	28.767	31.947
128	LA LAO PEOPLE'S DEM. REP.	0	5	0	529
130	BT BHUTAN	99	99	86.700	86.700
131	VN VIET NAM	2.575.714	13.626.772	13.011.607	51.734.902
133	IN INDIA	7.056.848	22.515.816	14.180.375	47.119.979
134	PK PAKISTAN	201.002	1.979.952	1.440.654	6.982.384
135	BD BANGLADESH	583	381.717	6.109	3.311.756
136	LK SRI LANKA	22.589	197.813	205.921	981.854
142	IR IRAN (ISLAMIC REPUBLIC OF)	29.750	3.206.567	54.304	1.652.541
143	SA SAUDI ARABIA	2.283.513	25.979.061	3.238.768	29.265.326
144	IL ISRAEL	4	97	13.450	86.641
145	KW KUWAIT	668.250	12.151.415	879.439	12.741.622
146	JO JORDAN	32.152	78.601	24.562	61.944
149	PN PALESTINA	0	156	0	5.117
154	TR TURKEY	435.730	1.141.808	3.745.331	9.656.610
155	AE UNITED ARAB EMIRATES	986.062	3.132.693	1.217.507	4.395.544
156	QA QATAR	208.174	490.054	369.107	710.226
157	BH BAHRAIN	63.389	177.140	103.268	315.039
158	CY CYPRUS	71.633	119.633	43.447	76.491
211	EG EGYPT	16.169.088	24.414.959	3.020.803	4.872.008
213	MA MOROCCO	8.133	20.470	13.629	39.183
214	TN TUNISIA	0	11	0	465
216	SD SUDAN	4.868	57.693	22.688	125.715
219	NA NAMIBIA	24.529	24.867	61.200	68.152
222	TZ TANZANIA, UNITED REP. OF	1.016.993	1.518.067	1.748.810	2.538.648
225	KE KENYA	49.500	495.792	76.611	647.376
227	MZ MOZAMBIQUE	0	3	0	153
230	TG TOGO	0	3	0	27
231	GH GHANA	0	53.750	0	75.145
232	LR LIBERIA	420	420	3.153	3.153
234	AO ANGOLA	0	240.000	0	1.040.400
236	CM CAMEROON	2.212	98.376	23.337	143.749
238	SL SIERRA LEONE	0	4	0	76
239	GA GABON	18.369	18.369	41.587	41.587
241	SN SENEGAL	0	50	0	45.749
242	MR MAURITANIA	4.530	4.530	8.033	8.033
243	ML MALI	198.000	198.000	160.380	160.380
244	BJ BENIN	299.619	299.619	521.826	521.826
245	BF BURKINA FASO	447.311	850.271	746.720	1.449.488

**K3. IMPOR KAWASAN BERIKAT / BOUND ZONE IMPORT**  
**MENURUT NEGARA ASAL / BY COUNTRY OF ORIGIN**  
**\*\* APRIL / APRIL 2010 \*\***

Kode Code	Negara Asal Country of Origin	Berat Bersih / Net Weight (Kg)		Nilai CIF / CIF Value (US\$)	
		Bulan ini Current month	Kumulatif Cum. Jan to date	Bulan ini Current month	Kumulatif Cum. Jan to date
248	VI U.S. VIRGIN ISLANDS	0	4.235	0	45.942
251	UG UGANDA	4	4	2	2
252	CF CENTRAL AFRICAN REPUBLIC	0	200.000	0	345.769
253	NE NIGER	0	14.752	0	210.991
256	SH SAINT HELENA	56	1.203	500	5.382
260	SZ SWAZILAND	372	1.631	12.912	177.192
261	ZA SOUTH AFRICA	6.377.081	27.912.622	9.121.411	38.258.509
262	ZW ZIMBABWE	198.000	633.600	1.623.600	5.421.240
263	ZM ZAMBIA	0	200.277	0	275.956
267	MU MAURITIUS	1.107	1.379	30.231	38.966
298	VG VIRGIN ISLANDS (BRITISH)	25.596	130.836	154.169	925.842
311	AU AUSTRALIA	5.652.979	28.160.789	12.500.780	51.914.357
312	NZ NEW ZEALAND	3.689.803	11.276.472	1.546.373	5.296.446
322	NC NEW CALEDONIA	0	69	0	2.398
329	ON OTH.OCEANIA	0	9	0	196
331	AS AMERICAN SAMOA	551.232	856.110	397.232	929.215
332	CK COOK ISLANDS	0	74.488	0	398.419
333	FJ FIJI	490	681	32.809	36.710
334	KI KIRIBATI	21	1.200.021	13.500	1.079.700
336	WS SAMOA	226	1.482	7.185	19.759
339	TV TUVALU	7.997	7.997	9.596	9.596
343	TK TOKELAU	0	580	0	12.512
411	US UNITED STATES	10.696.183	37.687.210	47.293.761	182.257.248
412	CA CANADA	260.512	1.480.616	1.354.390	5.179.898
421	MX MEXICO	96.704	340.245	435.079	1.174.244
422	GT GUATEMALA	0	570	0	2.730
425	PA PANAMA	0	164.897	0	127.914
427	CB CURACAO	5.141	5.149	33.282	33.475
428	SR SURINAME	0	29.600	0	21.140
431	CL CHILE	11.745.128	24.435.247	4.684.810	14.046.599
433	AR ARGENTINA	237.717	1.011.624	495.744	4.339.190
434	BR BRAZIL	4.591.721	14.356.783	8.548.942	31.126.756
435	CO COLOMBIA	0	152	0	7.545
437	UY URUGUAY	895	2.350	44.165	47.699
438	PY PARAGUAY	55.369	1.230.290	52.293	1.472.426
442	PE PERU	0	25.672	0	59.244
443	GY GUYANA	0	10.795	0	49.295
445	BS BAHAMAS	0	20.810	0	95.338
446	JM JAMAICA	0	155	0	915
447	PR PUERTO RICO	0	1.550	0	188.475
448	BZ BELIZE	0	6.800	0	18.844
449	DO DOMINICAN REPUBLIC	129	130	6.289	6.991
451	CR COSTA RICA	581	81.342	8.820	120.780
460	DM DOMINICA	14.999	80.999	19.498	104.926
467	AN NETHERLANDS ANTILLES	590	4.265	6.163	27.027
469	LC SAINT LUCIA	391	1.629	17.117	39.194
511	GB UNITED KINGDOM	24.139.043	25.856.226	5.888.793	21.467.314
512	NL NETHERLANDS	1.661.009	4.855.850	4.641.350	25.980.804
513	FR FRANCE	2.211.891	5.068.272	12.537.318	35.417.294
514	DE GERMANY, FED. REP. OF	4.771.822	18.516.330	35.394.741	124.906.871
515	AT AUSTRIA	139.059	1.308.223	10.630.169	48.430.103
516	BE BELGIUM	2.702.231	8.416.537	4.524.716	14.179.751
517	CH SWITZERLAND	80.884	1.258.037	1.418.258	9.645.969
518	LU LUXEMBOURG	506.132	1.531.242	149.747	374.151

**K3. IMPOR KAWASAN BERIKAT / BOUND ZONE IMPORT**  
**MENURUT NEGARA ASAL / BY COUNTRY OF ORIGIN**  
**\*\* APRIL / APRIL 2010 \*\***

Kode Code	Negara Asal Country of Origin	Berat Bersih / Net Weight (Kg)		Nilai CIF / CIF Value (US\$)	
		Bulan ini Current month	Kumulatif Cum. Jan to date	Bulan ini Current month	Kumulatif Cum. Jan to date
521	DK DENMARK	62.716	205.296	285.349	1.771.059
522	NO NORWAY	588.726	1.162.027	5.713.010	19.659.036
523	SE SWEDEN	2.656.238	6.199.309	2.247.910	8.679.172
524	FI FINLAND	46.253	1.918.041	146.813	4.460.607
525	IE IRELAND	21.745	101.446	187.593	2.322.178
526	IT ITALY	761.926	4.054.655	5.135.106	20.777.653
527	ES SPAIN	315.717	1.411.770	1.934.174	4.922.126
528	PT PORTUGAL	20.487	40.837	94.852	273.075
531	GR GREECE	151.320	354.107	754.280	1.821.944
534	LI LIECHTENSTEIN	86	181	4.326	6.561
540	CD DEMOCRATIC REP. OF THE CONGO	139.424	397.379	316.956	1.802.514
542	HU HUNGARY	32.655	142.912	383.481	1.740.911
543	PL POLAND	183.922	310.704	759.312	1.542.358
544	RO ROMANIA	5.545	132.673	25.636	883.722
545	BG BULGARIA	47.709	296.461	314.166	1.241.037
548	AL ALBANIA	0	8.225	0	245.000
550	AZ AZERBAIJAN	0	297.766	0	634.923
553	KG KYRGYZSTAN	17	261	97	3.094
555	TJ TAJIKISTAN	1	1	3	3
557	UA UKRAINE	3.229.454	28.987.366	2.556.212	18.340.480
560	LV LATVIA	184	46.773	3.509	312.095
562	GE GEORGIA	27.886	28.104	40.523	46.839
563	HR CROATIA	2.769	309.354	48.436	236.457
564	BA BOSNIA AND HERZEGOVINA	0	391	0	1.104
565	MT MALTA	2.352	2.571	5.880	8.403
566	SK SLOVAKIA	12.055	583.425	72.742	381.357
567	SI SLOVENIA	1	362	563	19.572
568	CZ CZECH REPUBLIC	18.556	80.313	1.099.515	3.350.280
572	RU RUSSIA FEDERATION	457.340	1.308.354	2.427.484	5.178.541
<b>TOTAL IMPOR</b>		<b>451.861.952</b>	<b>1.826.064.918</b>	<b>1.692.601.035</b>	<b>6.593.581.599</b>



**K4. IMPOR KAWASAN BERIKAT / BOUND ZONE IMPORT**  
**MENURUT PROPINSI DAN PELABUHAN IMPOR / BY PROVINCE AND PORT OF IMPORTATION**  
**\*\* APRIL / APRIL 2010 \*\***

Kode Code	Propinsi / Pelabuhan Impor Province / Port of Importation	Berat Bersih / Net Weight (Kg)		Nilai CIF / CIF Value (US\$)	
		Bulan ini Current month	Kumulatif Cum. Jan to date	Bulan ini Current month	Kumulatif Cum. Jan to date
	<b>NANGROE ACEH DARUSSALAM</b>	<b>0</b>	<b>16.517</b>	<b>0</b>	<b>159.517</b>
111	IDTPK TAPAKTUAN	0	16.517	0	159.517
	<b>SUMATERA UTARA</b>	<b>9.160.425</b>	<b>41.141.969</b>	<b>16.711.685</b>	<b>72.464.654</b>
144	IDBLW BELAWAN	9.159.658	41.135.303	16.597.691	71.746.814
166	IDMES MEDAN / POLONIA (U)	767	6.666	113.994	717.840
	<b>RIAU</b>	<b>39.643.829</b>	<b>166.667.452</b>	<b>15.479.453</b>	<b>77.557.067</b>
225	IDDUM DUMAI	406.250	28.056.646	845.980	20.728.329
277	IDBUN BUATAN	39.237.579	138.610.806	14.633.473	56.828.738
	<b>KEPULAUAN RIAU</b>	<b>131.721.719</b>	<b>613.810.894</b>	<b>640.066.352</b>	<b>2.554.389.796</b>
248	IDTBK TANJUNG BALAI KARIMUN	3.972.250	19.580.945	8.388.920	39.921.793
250	IDTAN TANJUNG UBAN	0	91.647	0	443.227
251	IDTPN TANJUNG PINANG	0	666.820	0	1.367.731
257	IDBPD BELAKANG PADANG	0	9	0	22.238
258	IDBTU BATU AMPAR	66.875.013	270.988.942	324.806.752	1.293.931.755
262	IDTNJ KIJANG (U)	0	793	0	2.529
265	IDSKP SEKUPANG	17.668.316	60.155.712	192.807.235	690.295.387
267	IDKAB KABIL/PANAU	43.089.196	261.830.969	70.862.429	345.376.097
271	IDBTH HANG NADIM (U)	116.944	495.057	43.201.016	183.029.039
	<b>DKI JAKARTA</b>	<b>167.496.460</b>	<b>717.158.226</b>	<b>830.608.481</b>	<b>3.368.724.050</b>
431	IDTPP TANJUNG PRIOK	164.566.535	651.556.130	664.522.380	2.699.287.527
432	IDKLB KALIBARU	0	55.076.724	0	11.896.058
433	IDJKT JAKARTA / PASAR IKAN	0	4.813	0	26.261
434	IDCGK SOEKARNO-HATTA (U)	2.928.784	10.518.058	166.052.727	657.330.158
435	IDPSB JKT./ POS PASAR BARU	0	123	0	3.721
436	IDHLP HALIM PERDANA KUSUMA (U)	1.141	2.378	33.374	180.325
	<b>JAWA BARAT</b>	<b>1.309</b>	<b>1.369</b>	<b>66.808</b>	<b>68.439</b>
463	IDCBN CIREBON/PENGGUNG (U)	0	12	0	727
466	IDBDO HUSEIN SASTRANEGARA	1.309	1.309	66.808	66.808
468	IDBND GEDE BAGE-BANDUNG (PTT)	0	48	0	904
	<b>JAWA TENGAH</b>	<b>23.177.732</b>	<b>77.093.080</b>	<b>83.435.452</b>	<b>257.589.960</b>
494	IDTES TANJUNG EMAS	23.158.460	77.056.602	83.154.133	256.952.869
496	IDSRG ACHMAD YANI (U)	17.991	29.837	193.347	411.840
497	IDSMR SEMARANG (PTT)	0	2.342	0	10.845
498	IDSOC JEBRES/ADI SUMARMO	1.281	4.299	87.972	214.406
	<b>DI YOGYAKARTA</b>	<b>54</b>	<b>139</b>	<b>537</b>	<b>3.436</b>
531	IDJOG ADI SUCIPTO (U)	54	139	537	3.436
	<b>JAWA TIMUR</b>	<b>80.206.286</b>	<b>209.630.176</b>	<b>104.856.117</b>	<b>256.167.054</b>
563	IDTPE TANJUNG PERAK	79.798.769	206.504.339	96.465.352	227.847.824
567	IDBJU BANYUWANGI	0	1.444.976	0	1.286.950
587	IDSUB JUANDA (U)-SURABAYA	178.539	365.914	7.480.578	22.461.266
588	IDSUR SURABAYA (PTT)	228.978	1.314.947	910.187	4.571.014
	<b>BALI</b>	<b>1.552</b>	<b>85.987</b>	<b>495.249</b>	<b>5.566.796</b>
620	IDDPS NGURAH RAI (U)	1.552	85.987	495.249	5.566.796
	<b>KALIMANTAN BARAT</b>	<b>0</b>	<b>6.523</b>	<b>0</b>	<b>9.929</b>
714	IDPON PONTIANAK	0	6.523	0	9.929
	<b>SULAWESI UTARA</b>	<b>452.586</b>	<b>452.586</b>	<b>880.901</b>	<b>880.901</b>
835	IDBIT BITUNG	444.392	444.392	853.533	853.533
843	IDMDC SAM RATULANGI (U)	8.194	8.194	27.368	27.368

**K4. IMPOR KAWASAN BERIKAT / BOUND ZONE IMPORT**  
**MENURUT PROPINSI DAN PELABUHAN IMPOR / BY PROVINCE AND PORT OF IMPORTATION**  
**\*\* APRIL / APRIL 2010 \*\***

Kode Code	Propinsi / Pelabuhan Impor Province / Port of Impotation	Berat Bersih / Net Weight (Kg)		Nilai CIF / CIF Value (US\$)	
		Bulan ini Current month	Kumulatif Cum. Jan to date	Bulan ini Current month	Kumulatif Cum. Jan to date
<b>TOTAL IMPOR</b>		<b>451.861.952</b>	<b>1.826.064.918</b>	<b>1.692.601.035</b>	<b>6.593.581.599</b>

<http://www.bps.go.id>