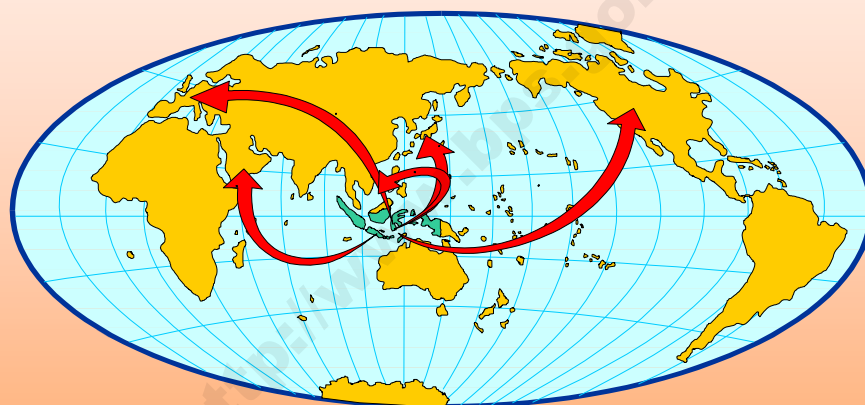




Katalog BPS : 8202.

**BULETIN**  
**STATISTIK PERDAGANGAN LUAR NEGERI**  
*FOREIGN TRADE STATISTICAL BULLETIN*  
**EKSPOR/EXPORTS**



Menurut kelompok komoditi dan negara  
**JUNI 2010**



**BADAN PUSAT STATISTIK, JAKARTA - INDONESIA**

Buletin Statistik Perdagangan Luar Negeri  
*Foreign Trade Statistical Bulletin*

## **EKSPOR /EXPORTS**

ISSN : 0216-5775

No. Publikasi / *Publication Number* : 06110.1012

Katalog BPS / *BPS Catalogue*: 8202002

Ukuran Buku / *Book Size* : 21 Cm X 29 Cm

Jumlah Halaman / *Total Pages* : 137 Halaman / *Pages*

Naskah / *Manuscript* :

Bagian Statistik Ekspor

*Export Statistics Division*

Gambar Kulit / *Cover Design* :

Bagian Statistik Ekspor

*Export Statistics Division*

Diterbitkan oleh / *Published by* :

Badan Pusat Statistik, Jakarta - Indonesia

*CBS, Indonesia*

Dicetak oleh / *Printed by* :

CV Sari Intan Perdana

Boleh dikutip dengan menyebut sumbernya

*May be cited with reference to the source*

## KATA PENGANTAR

Buletin Statistik Perdagangan Luar Negeri Ekspor yang diterbitkan secara bulanan memuat data ekspor menurut sektor, Perkembangan ekspor komoditi pertanian, Perkembangan ekspor komoditi industri, Perkembangan ekspor komoditi pertambangan dan Perkembangan ekspor Indonesia menurut komoditi dan negara tujuan secara kumulatif dari Januari sampai bulan berjalan.

Buletin ini juga menyajikan ulasan singkat tentang perbandingan, pertumbuhan dan peranan serta data pokok yang cukup menonjol atau yang mengalami perubahan yang signifikan. Diharapkan dengan adanya informasi semacam ini, para pengguna data ekspor dapat melihat dan mengikuti perkembangan ekspor secara garis besar.

Kepada para pengguna data, saran dan kritik yang bersifat konstruktif demi penyempurnaan publikasi ini, sangat diharapkan. Dengan demikian usaha BPS untuk meningkatkan pelayanan dan pemyarakatan statistik (khususnya data Statistik Ekspor) dapat dilaksanakan secara baik dan berkesinambungan.

Jakarta, September 2010  
BADAN PUSAT STATISTIK  
KEPALA,

**DR. Rusman Heriawan**

NIP. 340003999

## **ISI / CONTENT**

Halaman / Page

Kata Pengantar / <i>Preface</i> .....	iii
Isi / <i>Content</i> .....	iv
Ringkasan / <i>Highlight</i> .....	v - xiv

### **Jilid / Volume**

Tabel 1. Ringkasan Perkembangan Ekspor Indonesia .....	1
Tabel 2. Perkembangan Ekspor Komoditi Pertanian .....	1
Tabel 3. Perkembangan Ekspor Komoditi Industri .....	2
Tabel 4. Perkembangan Ekspor Komoditi Pertambangan .....	4
Tabel 5. Perkembangan Ekspor Indonesia Menurut Komoditi dan Negara Tujuan .....	5


## RINGKASAN

Ekspor Indonesia pada periode Januari - Juni 2010 mencapai nilai US\$ 72 521,2 juta dengan volume 237 545,0 ribu ton, yang terdiri dari US\$ 13 164,1 juta hasil ekspor minyak dan gas bumi dan US\$ 59 537,0 juta hasil ekspor komoditi non migas.

Dibandingkan periode yang sama tahun 2009, nilai ekspor naik US\$ 22 447,8 juta, karena adanya peningkatan ekspor non migas senilai US\$ 16 458,0 juta dan dari kelompok migas juga mengalami peningkatan sebesar US\$ 5 989,8 juta atau

naik 83,49 persen dibanding periode yang sama tahun sebelumnya. Dengan demikian, diperlihatkan bahwa penerimaan dari sektor migas masih bisa diharapkan, karena perkembangan harga di pasaran internasional menunjukkan perkembangan yang fluktuatif. Bulan Juni 2010 harga minyak mentah Indonesia US\$ 75,27 per barelnya, naik sebesar US\$ 6,36 per barel dibandingkan bulan Juni 2009.

**Grafik 1 : PERBANDINGAN NILAI EKSPOR INDONESIA PADA JANUARI - JUNI 2009 & 2010**

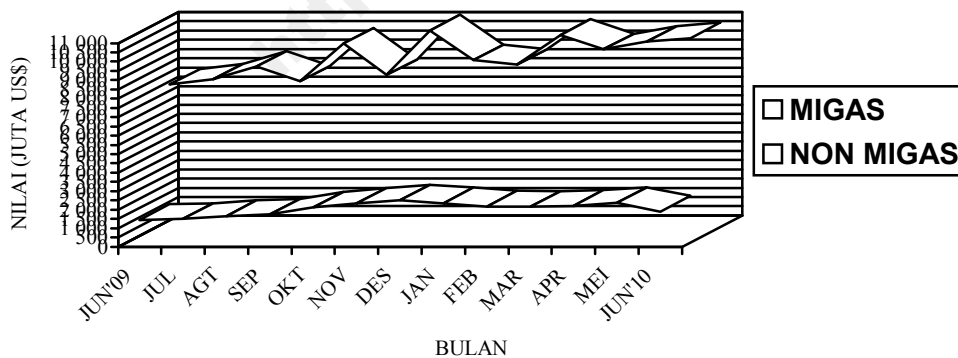


Pada Grafik 1 ditampilkan perbandingan nilai ekspor selama Periode Januari - Juni 2009 dan 2010. Sedangkan trend perkembangannya dari bulan Juni 2009 sampai dengan Juni 2010 disajikan pada Grafik 2, 3, dan 4. Nilai ekspor kelompok migas pada Januari - Juni 2009 senilai US\$ 7 174,3 juta yang terdiri dari minyak mentah, hasil minyak dan gas masing-masing senilai US\$ 3 272,3 juta, US\$ 871,0 juta, dan US\$ 3 031,1 juta. Sedangkan pada Januari - Juni 2010 nilai

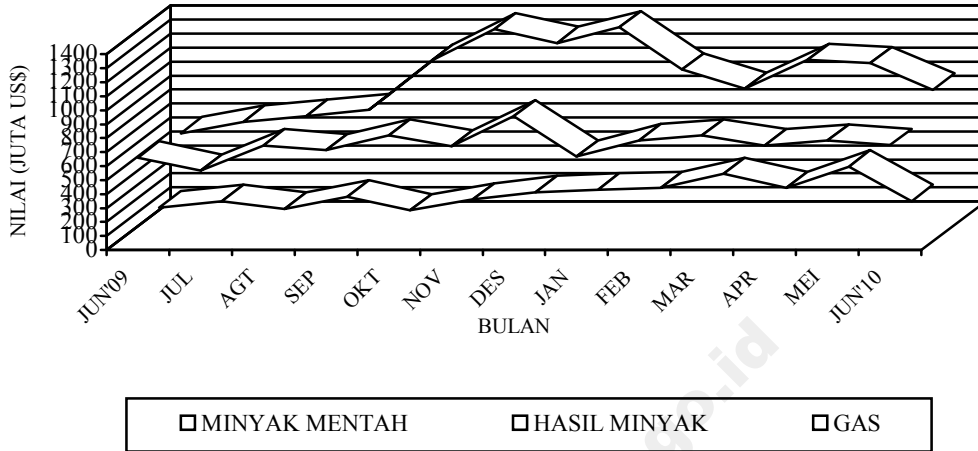
untuk kelompok migas masing-masing sebesar US\$ 4 557,0 juta, US\$ 2 116,5 juta dan US\$ 6 490,6 juta.

Nilai ekspor untuk kelompok non migas yang terdiri dari hasil pertanian, industri serta hasil tambang dan lainnya pada bulan Januari - Juni 2009 masing-masing US\$ 1 952,1 juta, US\$ 33 289,8 juta, dan US\$ 7 657,1 juta. Sementara itu pada periode Januari - Juni 2010 masing-masing mencapai US\$ 2 177,2 juta, US\$ 44 418,7 juta, dan US\$ 12 761,1 juta.

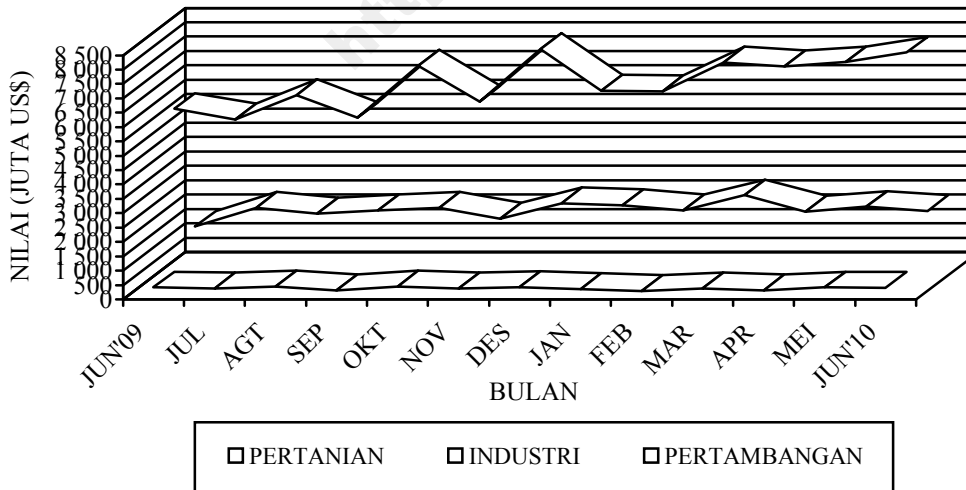
**Grafik 2 : PERKEMBANGAN NILAI EKSPOR MIGAS DAN NON MIGAS SELAMA JUNI 2009 SAMPAI DENGAN JUNI 2010**



**Grafik 3 : PERKEMBANGAN NILAI EKSPOR KOMODITI MIGAS  
SELAMA JUNI 2009 SAMPAI DENGAN JUNI 2010**



**Grafik 4 : PERKEMBANGAN NILAI EKSPOR KOMODITI NON MIGAS  
SELAMA JUNI 2009 SAMPAI DENGAN JUNI 2010**



**Tabel A. RINGKASAN EKSPOR NON MIGAS INDONESIA  
(JUTA US\$)**

<b>Tahun dan Bulan</b>	<b>Hasil sektor pertanian</b>	<b>Hasil sektor industri</b>	<b>Hasil sektor tambang</b>	<b>Total</b>
<b>[1]</b>	<b>[2]</b>	<b>[3]</b>	<b>[4]</b>	<b>[6]</b>
2008				
Juni	459,2	8 162,3	1 201,9	9 823,5
Juli	450,2	7 707,8	1 487,2	9 645,3
Agustus	417,3	7 647,9	1 445,3	9 510,5
September	423,0	8 118,6	1 280,1	9 821,7
Oktober	358,4	7 038,7	1 507,3	8 904,4
November	359,8	6 631,2	1 229,2	8 220,1
Desember	376,7	5 773,7	1 339,2	7 489,6
2009				
Januari	261,6	4 977,6	1 015,3	6 254,6
Februari	339,5	5 022,4	748,0	6 109,8
Maret	307,8	5 373,4	1 651,9	7 333,2
April	307,7	5 614,4	1 278,0	7 200,0
Mei	322,3	6 220,5	1 529,2	8 072,1
Juni	413,2	6 081,5	1 434,7	7 929,3
Juli	379,0	5 720,3	2 096,0	8 195,3
Agustus	443,4	6 556,2	1 890,6	8 890,1
September	316,7	5 773,0	2 003,2	8 092,9
Oktober	443,8	7 591,8	2 095,5	10 131,2
November	388,9	6 340,4	1 708,6	8 220,1
Desember	428,9	8 164,3	2 252,1	10 845,2
2010				
Januari	364,7	6 712,2	2 174,2	9 251,0
Februari	297,8	6 690,5	2 002,8	8 991,2
Maret	381,7	7 702,4	2 521,7	10 605,8
April	309,5	7 559,6	1 961,5	9 830,6
Mei	418,4	7 707,1	2 124,3	10 249,9
Juni	405,1	8 046,9	1 976,6	10 428,5



Dipandang dari negara tujuan ekspor (Tabel B), pada bulan Juni 2010 kelompok migas yang ditujukan ke kawasan Asia Timur dan Asia Selatan & Tenggara masing-masing sebesar US\$ 1 242,1 juta dan sebesar US\$ 434,2 juta memperlihatkan peningkatan dibanding tahun 2009. Negara yang memperlihatkan peningkatan ekspor kelompok migas adalah Jepang dengan persentase peningkatan sebesar 6,92 persen, Singapura dengan persentase peningkatan

sebesar 363,42 persen. Malaysia dengan persentase peningkatan sebesar 175,23 persen dan Thailand dengan persentase peningkatan sebesar 18,89 persen, sedangkan China memperlihatkan penurunan dibanding tahun 2009, dengan persentase penurunan sebesar 72,91 persen. Dari Tabel B juga terlihat bahwa ekspor komoditi migas pada bulan Juni 2010 menunjukkan peningkatan menjadi US\$ 1 901,5 juta.

**Tabel B : Perkembangan Ekspor Migas & Non Migas Indonesia Menurut Negara Tujuan, Juni 2009 & Juni 2010 (Juta US\$)**

Kawasan Negara Ekspor	Migas			Non Migas		
	Juni 2009	Juni 2010	Perubahan (%)	Juni 2009	Juni 2010	Perubahan (%)
• <b>Asia Timur</b>	1 161,6	1 242,1	6,92	2 455,7	3 263,2	32,88
- Jepang	552,2	647,1	17,18	976,4	1 304,8	33,64
- China	344,6	93,3	-72,91	761,5	1 018,3	33,72
• <b>Asia Selatan &amp; Tenggara</b>	135,5	434,2	220,40	2 495,4	3 362,7	34,75
- Muangthai	23,0	27,3	18,89	208,4	478,3	129,49
- Singapura	52,4	242,9	363,42	767,6	821,7	7,04
- Philipina	0,1	7,6	6 457,62	233,9	287,6	22,96
- Malaysia	56,7	156,2	175,23	451,1	614,0	36,12
• <b>Asia Barat</b>	0,1	0,0	-100,00	361,1	457,9	26,81
• <b>Afrika</b>	0,0	0,0	-	223,6	289,3	29,38
• <b>Australia &amp; Oseania</b>	126,9	213,5	68,31	161,4	242,7	50,35
• <b>Amerika Utara</b>	0,0	11,4	-	933,3	1 198,8	28,45
- Amerika Serikat	0,0	11,4	-	882,2	1 137,4	28,93
• <b>Amerika Tengah &amp; Selatan</b>	0,0	0,0	-	173,1	283,3	63,69
• <b>Eropa Barat</b>	27,9	0,3	-98,96	1 003,4	1 170,0	16,59
• <b>Eropa Timur</b>	0,1	0,0	-100,00	122,3	160,8	31,47
<b>Total Ekspor</b>	<b>1 452,1</b>	<b>1 901,5</b>	<b>30,95</b>	<b>7 929,4</b>	<b>10 428,6</b>	<b>31,52</b>

Pada kelompok non migas nilai ekspor juga mengalami peningkatan hingga mencapai US\$ 10 428,6 juta. Peningkatan terbesar terjadi ke negara Jepang sebesar 33,64 persen.

Pada tabel 1 disajikan ekspor menurut sektor. Disini terlihat bahwa perolehan devisa terbesar pada periode Januari - Juni 2010 berasal dari sektor industri dengan nilai US\$ 44 418,7 juta atau sekitar 61,25 persen dari total ekspor, sedangkan pada periode Januari - Juni 2009 juga berasal dari sektor industri dengan nilai US\$ 33 289,8 juta atau sekitar 66,48 persen dari total ekspor. Dibandingkan periode yang sama tahun sebelumnya, sektor industri mengalami peningkatan 33,43 persen.

Pada tabel 2 disajikan perkembangan ekspor komoditi hasil pertanian, selama periode Januari - Juni 2010, komoditi andalan sektor pertanian antara lain biji coklat dengan nilai US\$ 518,8 juta (23,83 persen); ikan dan lain-lain dengan nilai US\$ 404,5 juta (18,58 persen); udang segar/beku dengan nilai US\$ 397,9 juta (18,28 persen); kopi dengan nilai US\$ 295,8 juta (13,59 persen); rempah-rempah dengan nilai US\$ 136,7 juta (6,28 persen); teh dengan nilai US\$ 75,5 juta (3,47 persen); buah-buahan dengan nilai US\$ 65,4 juta (3,01 persen); bahan nabati lainnya dengan nilai US\$ 61,7

juta (2,84 persen); tembakau dengan nilai US\$ 41,5 juta (1,91 persen); sayur-sayuran dengan nilai US\$ 26,9 juta (1,23 persen).

Pada tabel 3 disajikan perkembangan ekspor komoditi hasil industri, selama periode Januari - Juni 2010, komoditi andalan sektor industri antara lain minyak nabati dengan nilai US\$ 5 549,8 juta (12,49 persen); tekstil dengan nilai US\$ 5 352,1 juta (12,05 persen); alat listrik, ukur, fotografi, dll dengan nilai US\$ 5 020,3 juta (11,30 persen); barang dari logam tidak mulia dengan nilai US\$ 4 613,5 juta (10,39 persen); karet alam olahan dengan nilai US\$ 4 317,2 juta (9,72 persen); kertas dan barang dari kertas dengan nilai US\$ 2 062,8 juta (4,64 persen); makanan olahan dengan nilai US\$ 1 693,8 juta (3,81 persen); bahan kimia dengan nilai US\$ 1 638,5 juta (3,69 persen); kayu olahan dengan nilai US\$ 1 460,6 juta (3,29 persen); meubel dan bagian-bagiannya dengan nilai US\$ 1 073,7 juta (2,42 persen).

Pada tabel 4 disajikan perkembangan ekspor komoditi hasil pertambangan, selama periode Januari - Juni 2010, komoditi andalan sektor pertambangan antara lain batu bara dengan nilai US\$ 9 056,6 juta (70,97 persen) dan biji tembaga dengan nilai US\$ 3 070,8 juta (24,06 persen). Ekspor batu bara mengalami peningkatan 69,95

persen dibanding periode yang sama tahun sebelumnya, sedangkan biji tembaga mengalami peningkatan 49,83 persen.

Perkembangan ekspor Indonesia menurut komoditi dan negara tujuan yang disajikan pada Tabel 5, memperlihatkan bahwa ekspor selama ini lebih banyak bertumpu pada 15 komoditi utama, (ringkasan disajikan pada Tabel C yang diurut menurut nilai ekspor). Lima belas komoditi tersebut pada periode Januari - Juni 2010 menyumbang sekitar 65,22 persen dari ekspor non migas.

Batu bara mempunyai nilai US\$ 9 056,6 juta, naik US\$ 3 727,6 juta dari tahun lalu, komoditi ini menyumbang sekitar 15,26 persen ekspor non migas nasional pada periode Januari - Juni 2010. Nilai ekspor barang dari minyak kelapa sawit selama periode Januari - Juni 2010 naik US\$ 641,8 juta menjadi US\$ 4 730,4 juta.

Pada periode Januari - Juni 2010 nilai ekspor crumb rubber sebesar US\$ 3 179,7 juta, yang naik dibanding tahun lalu sebesar US\$ 1 248,0 juta atau naik sekitar 154,77 persen. Komoditi pakaian jadi diekspor dengan nilai US\$ 3 098,9 juta atau 5,36 persen, biji tembaga diekspor dengan nilai US\$ 3 070,8 juta atau sekitar 5,17 persen dari perolehan devisa non migas.

Selama periode Januari - Juni 2010, alat listrik nilai eksportnya mencapai US\$ 2 884,8 juta, sedangkan tahun sebelumnya senilai US\$ 2 007,3 juta, atau terjadi peningkatan sekitar US\$ 877,5 juta (43,72 persen). Kertas dan barang dari kertas nilai eksportnya naik US\$ 444,3 juta (27,45 persen) menjadi US\$ 2 062,8 juta.

Perolehan devisa dari audio visual pada periode Januari - Juni 2010 diekspor dengan nilai US\$ 1 867,7 juta atau sekitar 3,15 persen dari kelompok non migas. Textil lainnya pada periode Januari - Juni 2010 diekspor dengan nilai US\$ 1 573,9 juta sedangkan tahun sebelumnya US\$ 1 097,4 juta.

Tembaga nilai eksportnya naik US\$ 686,4 juta menjadi US\$ 1 573,3 juta. Sedangkan nilai ekspor bahan kimia organik dalam periode Januari - Juni 2010 naik 102,17 persen menjadi US\$ 1 306,2 juta. Alas kaki (kulit, karet dan kanvas) nilai eksportnya naik US\$ 242,8 juta menjadi US\$ 1 170,4 juta. Besi/baja nilai eksportnya naik US\$ 93,4 juta menjadi US\$ 1 145,4 juta. Damar tiruan, bahan plastik nilai eksportnya naik US\$ 189,3 juta menjadi US\$ 1 018,0 juta. Barang dari karet nilai eksportnya naik US\$ 261,8 juta menjadi US\$ 973,4 juta.

**Tabel C : Ekspor Utama Barang Bukan Migas  
Periode Januari - Juni, 2009 dan 2010**

HS	Nilai FOB (Juta US\$)		Perubahan		% Peran 2010 (Terhadap Non Migas)
	2009	2010	Absolut	Persen	
Batu Bara	5 329,0	9 056,6	3 727,6	69,95	15,26
Minyak kelapa sawit	4 088,7	4 730,4	641,8	15,70	7,97
Crumb Rubber	1 248,0	3 179,7	1 931,6	154,77	5,36
Pakaian Jadi	2 839,5	3 098,9	259,4	9,14	5,22
Biji Tembaga	2 049,5	3 070,8	1 021,2	49,83	5,17
Alat Listrik	2 007,3	2 884,8	877,5	43,72	4,86
Kertas dan barang dari Kertas	1 618,5	2 062,8	444,3	27,45	3,48
Audio Visual	1 510,1	1 867,7	357,6	23,68	3,15
Textil lainnya	1 097,4	1 573,9	476,5	43,42	2,65
Tembaga	886,8	1 573,3	686,4	77,41	2,65
Bahan Kimia Organik	646,1	1 306,2	660,1	102,17	2,20
Alas Kaki (Kulit,Karet dan Kanvas)	927,6	1 170,4	242,8	26,18	1,97
Besi/baja	1 052,0	1 145,4	93,4	8,88	1,93
Damar Tiruan, Bahan Plastik	828,7	1 018,0	189,3	22,85	1,71
Barang dari Karet	711,6	973,4	261,8	36,79	1,64
<b>Total Komoditi Utama</b>	<b>26 840,7</b>	<b>38 712,2</b>	<b>11 871,6</b>	<b>44,23</b>	<b>65,22</b>

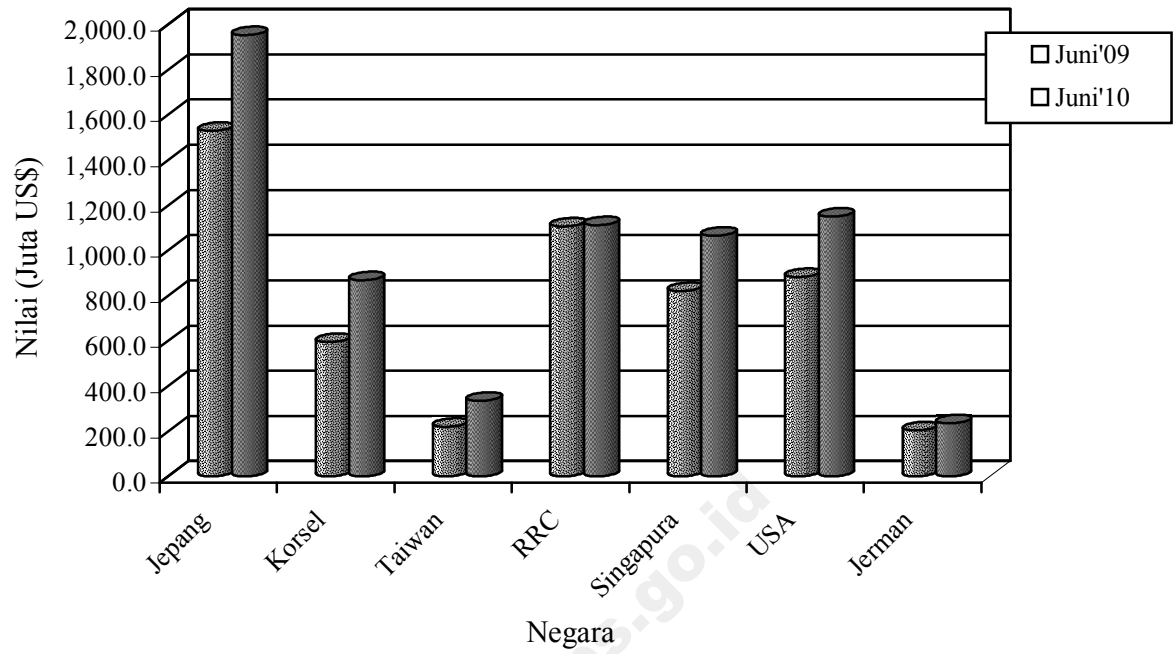
Nilai ekspor periode Januari - Juni 2010, menurut negara kelompok ekonomi, ke kelompok negara APEC adalah yang terbesar yaitu mencapai 74,11 persen dari total ekspor yaitu US\$ 53 745,9 juta, diantaranya US\$ 16 519,9 juta ke ASEAN dan US\$ 7 214,5 juta ke NAFTA. Sementara nilai ekspor ke Uni Eropa sebesar 10,54 persen (US\$ 7 647,0 juta) dan ke Timur Tengah sebesar 3,25 persen (US\$ 2 356,7 juta). Ditinjau dari perkembangannya, nilai ekspor ke negara-negara APEC naik 52,33 persen dibanding keadaan tahun 2009 yang terdiri dari peningkatan ekspor menuju Jepang sebesar 50,98 persen, menuju ASEAN sebesar 64,75 persen, menuju NAFTA sebesar 33,22 persen dan ke Korea Selatan naik sebesar 98,17 persen

Nilai ekspor periode Januari - Juni 2010, menuju tujuh negara tujuan utama yaitu Jepang, Korea Selatan, Taiwan, RR China, Singapura, Amerika dan Jerman

mencapai sebesar US\$ 41 844,1 juta atau sekitar 57,70 persen dari total ekspor. Dibandingkan periode tahun sebelumnya nilai ini naik US\$ 14 325,7 juta atau sekitar 52,06 persen.

Selain tujuh negara tujuan utama di atas, negara tujuan yang membeli produk nasional di atas US\$ 100 juta pada bulan Juni 2010 antara lain Hongkong, Malaysia dan Australia masing-masing dengan nilai US\$ 237,6 juta, US\$ 770,2 juta dan US\$ 410,2 juta. Sedangkan dari kawasan Eropa antara lain ke Belanda dan Inggris masing-masing dengan nilai US\$ 243,1 juta dan US\$ 140,8 juta.

**Grafik 5: EKSPOR INDONESIA MENURUT NEGARA TUJUAN UTAMA BULAN JUNI 2009 & 2010**



Perbandingan nilai ekspor bulan Juni 2009 dan 2010 ke beberapa negara tertentu disajikan pada Grafik 5.

TABEL 1. RINGKASAN PERKEMBANGAN EKSPOR INDONESIA

JENIS BARANG	BERAT BERSIH (RIBU TON)		PERUB	NILAI FOB (JUTA US \$)		PERUB
	JAN-JUN 2009	JAN-JUN 2010	%	JAN-JUN 2009	JAN-JUN 2010	%
	(1)	(2)	(3)	(4)	(5)	(6)
<b>Total Ekspor</b>	<b>148,244.2</b>	<b>237,545.0</b>	<b>60.24</b>	<b>50,073.4</b>	<b>72,521.2</b>	<b>44.83</b>
<b>MIGAS</b>	<b>21,050.3</b>	<b>25,009.3</b>	<b>18.81</b>	<b>7,174.3</b>	<b>13,164.1</b>	<b>83.49</b>
MINYAK MENTAH	9,143.2	8,149.5	-10.87	3,272.3	4,557.0	39.26
HASIL MINYAK	2,433.1	3,892.0	59.96	871.0	2,116.5	143.01
GAS ALAM	9,474.1	12,967.8	36.88	3,031.1	6,490.6	114.14
<b>NON MIGAS</b>	<b>127,193.9</b>	<b>212,535.8</b>	<b>67.10</b>	<b>42,899.0</b>	<b>59,357.0</b>	<b>38.36</b>
HASIL PERTANIAN	1,227.7	1,375.8	12.06	1,952.1	2,177.2	11.53
HASIL INDUSTRI	26,203.4	26,753.9	2.10	33,289.8	44,418.7	33.43
HASIL TAMBANG	99,761.6	184,404.8	84.85	7,652.1	12,756.7	66.71
LAINNYA	1.1	1.2	1.27	5.0	4.4	-11.45

TABEL 2. PERKEMBANGAN EKSPOR KOMODITI HASIL PERTANIAN

JENIS BARANG	BERAT BERSIH (TON)		PERUB	NILAI FOB (RIBU US \$)		PERUB
	JAN-JUN 2009	JAN-JUN 2010	%	JAN-JUN 2009	JAN-JUN 2010	%
	(1)	(2)	(3)	(4)	(5)	(6)
<b>TOTAL PERTANIAN</b>	<b>1,227,747</b>	<b>1,375,840</b>	<b>12.06</b>	<b>1,952,126</b>	<b>2,177,234</b>	<b>11.53</b>
KARET ALAM	5,799	5,107	-11.93	7,084	11,398	60.89
KOPI	230,747	165,434	-28.31	388,954	295,797	-23.95
KAYU BULAT	136	0	-100.00	20	0	-100.00
UDANG SEGAR/BEKU	60,241	54,307	-9.85	391,821	397,885	1.55
TEH	43,020	38,254	-11.08	67,138	75,493	12.44
REMPAH-REMPAH	53,519	50,842	-22.48	106,212	136,668	28.68
-LADA HITAM	18,245	14,144	-22.48	37,919	41,844	10.35
-LADA PUTIH	5,488	4,971	-9.42	20,913	24,355	16.46
-KAYU MANIS DAN BUNGANYA	12,232	14,773	20.77	9,951	14,917	49.90
-BIJI PALA & BUNGANYA DAN KAPULAC	9,619	9,942	3.36	27,102	41,786	54.18
-PANILI	84	119	41.63	865	1,616	86.96
-LAINNYA	7,851	6,893	-12.21	9,461	12,149	28.41
TEBAKAU	20,161	16,261	-19.34	58,956	41,502	-29.61
BIJI COKLAT	172,197	184,761	7.30	387,635	518,815	33.84
IKAN DAN LAIN-LAIN	205,896	319,815	-9.42	309,057	404,469	30.87
-IKAN TONGKOL/TUNA	37,463	33,933	-9.42	79,671	86,910	9.09
-UBUR-UBUR	2,455	4,014	63.53	4,561	5,936	30.16
-KEPITING, KERANG-KERANGAN	22,646	31,410	38.70	62,803	87,902	39.96
-BEKICOT	1,381	1,179	-14.64	3,700	3,159	-14.62
-IKAN LAINNYA	141,952	249,279	75.61	158,322	220,563	39.31
BIJI-BIJIAN	42,664	87,820	93.56	7,667	12,145	58.41
-BIJI BUNGA	29	56	93.56	1,109	1,169	5.44
-BIJI KAPAS	416	992	138.21	95	239	152.23
-BIJI LAINNYA	42,219	86,772	105.53	6,463	10,737	66.12
BULU BEBEK	94	163	73.75	69	145	112.06
DAMAR DAN GETAH DAMAR	22,084	21,010	-4.86	18,397	22,310	21.27
KOPAL DAN LAIN-LAIN	14,109	13,217	-6.32	10,162	10,240	0.77
SAYUR-SAYURAN	31,897	39,948	25.24	16,510	26,855	62.66
BUAH-BUAHAN	122,114	117,303	-3.94	58,847	65,428	11.18
KULIT KERANG DAN LAIN-LAIN	2,610	8,081	209.56	1,027	5,049	391.63
TANAMAN OBAT	5,365	5,164	-3.75	5,268	5,875	11.52

TABEL 2. PERKEMBANGAN EKSOR KOMODITI HASIL PERTANIAN

JENIS BARANG	BERAT BERSIH (TON)		PERUB	NILAI FOB (RIBU US \$)		PERUB
	JAN-JUN 2009	JAN-JUN 2010	%	JAN-JUN 2009	JAN-JUN 2010	%
(1)	(2)	(3)	(4)	(5)	(6)	(7)
BAHAN NABATI LAINNYA	53,106	101,565	21.49	38,959	61,730	58.45
-GANGGANG LAUT	41,955	50,971	21.49	37,993	59,021	55.35
-LAINNYA	11,152	50,594	353.69	965	2,709	180.67
HASIL PERTANIAN LAINNYA	141,988	146,789	56.53	78,345	85,433	9.05
-MUTIARA	2	2	56.53	7,366	13,196	79.14
-LAINNYA	141,986	146,787	3.38	70,979	72,236	1.77

TABEL 3. PERKEMBANGAN EKSPOR KOMODITI HASIL INDUSTRI

JENIS BARANG	BERAT BERSIH (TON)		PERUB	NILAI FOB (RIBU US \$)		PERUB
	JAN-JUN 2009	JAN-JUN 2010	%	JAN-JUN 2009	JAN-JUN 2010	%
(1)	(2)	(3)	(4)	(5)	(6)	(7)
<b>TOTAL INDUSTRI</b>	<b>26,203,411</b>	<b>26,753,936</b>	<b>2.10</b>	<b>33,289,835</b>	<b>44,418,680</b>	<b>33.43</b>
KAYU OLAHAN	1,144,126	1,915,933	67.46	1,033,777	1,460,624	41.29
-KAYU LAPIS	663,956	976,736	47.11	531,764	845,597	59.02
-KAYU GERGAJIAN	18,143	16,291	-10.21	19,863	15,560	-21.66
-KAYU OLAHAN LAIN	462,027	922,905	99.75	482,150	599,468	24.33
BARANG DARI LOGAM TIDAK MULIA	1,362,452	1,384,026	1.58	2,976,326	4,613,486	55.01
-TIMAH	51,770	43,564	-15.85	598,362	680,140	13.67
-ALUMINIUM	124,267	140,320	12.92	229,273	361,210	57.55
-NIKEL	18,579	59,830	222.02	122,298	736,572	502.28
-BESI/BAJA	920,064	850,624	-7.55	1,051,985	1,145,425	8.88
-TEMBAGA	159,811	153,226	-4.12	886,820	1,573,266	77.41
-SENG	2,156	1,645	-23.73	2,809	1,898	-32.45
-LOGAM TIDAK MULIA LAIN	85,804	134,818	57.12	84,780	114,975	35.62
TEKSTIL	848,053	965,469	13.85	4,507,264	5,352,054	18.74
-PAKAIAN JADI	187,677	209,731	11.75	2,839,462	3,098,897	9.14
-KAIN TENUN	105,377	121,390	15.20	570,405	679,225	19.08
-TEKSTIL LAINNYA	554,999	634,349	14.30	1,097,397	1,573,931	43.42
KARET ALAM OLAHAN	1,174,293	1,396,423	18.92	2,043,632	4,317,231	111.25
-BARANG DARI KARET	215,986	276,854	28.18	711,595	973,398	36.79
-SHEET	41,541	28,776	-30.73	61,634	89,026	44.44
-CRUMB RUBBER	901,469	1,066,064	18.26	1,248,044	3,179,678	154.77
-CREPE	15,297	24,729	61.66	22,358	75,128	236.02
MAKANAN TERNAK	1,557,398	1,502,082	-3.55	119,818	134,494	12.25
-BUNGKIL KELAPA	97,402	136,658	40.30	12,975	13,565	4.55
-DEDAK/BEKATUL	161,745	180,609	11.66	20,840	31,235	49.88
-LAINNYA	1,298,251	1,184,815	-8.74	86,003	89,694	4.29
MINYAK ATSIRI DAN LAINNYA	33,986	43,893	29.15	159,722	215,174	34.72
-MINYAK ATSIRI LAINNYA	1,830	2,211	20.82	38,572	55,965	45.09
-WANGI-WANGIAN DARI MINYAK ATSIR	32,156	41,682	29.62	121,150	159,209	31.41
ROTAN OLAHAN	15,271	17,505	14.64	15,183	17,167	13.07
MINYAK NABATI	8,241,945	7,350,361	-10.82	4,778,809	5,549,820	16.13
-MINYAK KELAPA SAWIT	7,114,299	6,400,770	-10.03	4,088,682	4,730,449	15.70
-MINYAK BIJI KELAPA SAWIT	773,346	624,619	-19.23	464,939	546,523	17.55
-MINYAK NABATI LAIN	354,301	324,972	-8.28	225,188	272,848	21.16
ASAM BERLEMAK	433,548	421,926	-2.68	242,457	368,661	52.05
-STEARIN	73,775	106,646	44.56	48,961	98,396	100.97
-ASAM BERLEMAK LAIN	359,772	315,280	-12.37	193,496	270,265	39.67



TABEL 3. PERKEMBANGAN EKSPOR KOMODITI HASIL INDUSTRI

JENIS BARANG	BERAT BERSIH (TON)		PERUB	NILAI FOB (RIBU US \$)		PERUB
	JAN-JUN 2009	JAN-JUN 2010	%	JAN-JUN 2009	JAN-JUN 2010	%
	(1)	(2)	(3)	(4)	(5)	(6)
ALAT LISTRIK, UKUR, FOGRAFI, DLL	275,686	330,678	19.95	3,727,591	5,020,342	34.68
-ALAT LISTRIK	206,666	254,067	22.94	2,007,275	2,884,815	43.72
-DIODE TRANSISTOR	517	461	-10.90	47,220	105,773	124.00
-AUDIO VISUAL	63,209	71,319	12.83	1,510,066	1,867,706	23.68
-FOTOGRAFI DAN OPTIK	1,561	1,356	-13.13	89,304	89,778	0.53
-ALAT UKUR	526	292	-44.45	14,551	9,834	-32.42
-LONCENG, ARLOJI DAN BAGIANNYA	3,206	3,183	-0.72	59,175	62,436	5.51
MAKANAN OLAHAN	720,404	811,956	12.71	1,370,542	1,693,812	23.59
-COKLAT OLAHAN	46,835	53,052	13.27	153,235	202,193	31.95
-GULA TETES	96,420	103,455	7.30	10,938	15,424	41.01
-KERUPUK UDANG	3,515	3,874	10.22	5,929	6,823	15.08
-BUAH/SAYURAN OLAHAN	198,818	180,800	-9.06	135,041	128,491	-4.85
-MINUMAN OLAHAN	49,658	65,508	31.92	29,411	37,370	27.06
-ROKOK DAN TEMBAKAU OLAHAN	38,286	52,111	36.11	234,760	329,294	40.27
-DAGING TERNAK	2,296	2,309	0.56	9,702	10,514	8.37
-DAGING UNGGAS	0	182	1,300,664.29	1	109	8,991.25
-IKAN OLAHAN	102,142	113,730	11.35	412,802	425,028	2.96
-BERAS GILING	2,060	120	-94.20	1,509	136	-91.01
-KOPI OLAHAN	57	20	-65.02	171	53	-68.98
-TEH OLAHAN	4,035	4,448	10.25	11,448	16,127	40.87
-GULA PASIR	348	235	-32.60	268	427	59.05
-GULA LAINNYA	7,875	7,419	-5.80	5,143	5,644	9.74
-MAKANAN OLAHAN LAINNYA	168,060	224,695	33.70	360,181	516,179	43.31
SEMEN	1,675,450	1,095,374	-34.62	65,642	40,685	-38.02
BARANG ANYAMAN	7,786	7,447	-4.36	21,539	23,665	9.87
-DARI ROTAN	1,745	2,072	18.77	6,305	7,687	21.92
-DARI BAHAN LAINNYA	6,042	5,375	-11.04	15,233	15,978	4.89
MEUBEL DAN BAGIAN-BAGIANNYA	332,880	409,620	23.05	828,676	1,073,685	29.57
-DARI ROTAN	56,381	50,924	-9.68	134,109	148,375	10.64
-DARI BAHAN LAINNYA	276,499	358,696	29.73	694,567	925,310	33.22
BAHAN KIMIA	1,723,069	2,149,973	24.78	855,637	1,638,459	91.49
-AN ORGANIK	720,201	628,707	-12.70	174,311	188,296	8.02
-ORGANIK	926,756	1,326,351	43.12	646,070	1,306,166	102.17
-LAINNYA	76,112	194,915	156.09	35,256	143,997	308.43
PUKUK	242,751	186,659	-23.11	111,745	56,499	-49.44
PRODUK PHARMASI	5,601	8,559	52.81	95,498	146,463	53.37
KULIT DAN BARANG DARI KULIT	4,333	6,403	47.78	79,871	99,477	24.55
KACA DAN BARANG DARI KACA	336,240	398,107	18.40	166,399	203,879	22.52
KERTAS DAN BARANG DARI KERTAS	2,130,076	2,215,731	4.02	1,618,500	2,062,837	27.45
INDUSTRI LAINNYA	3,938,064	4,135,811	5.02	8,471,205	10,330,168	21.94
-GLISEROL DAN LARUTAN ALKALI	21,074	15,048	-28.60	3,487	2,938	-15.76
-MARGARIN DAN LEMAK LAINNYA	170,773	159,919	-6.36	123,960	141,846	14.43
-SABUN MANDI DAN CUCI	272,505	286,661	5.19	259,924	292,193	12.41
-BAHAN CELUP ORGANIK SINTETIK	9,915	12,171	22.76	46,597	54,238	16.40
-PREPARAT PEMBASMI KUMAN, DLL	30,386	37,916	24.78	92,064	109,827	19.29
-DAMAR TIRUAN, BAHAN PLASTIK	616,135	598,195	-2.91	828,661	1,017,970	22.85
-BAHAN KERTAS	1,121,522	1,102,432	-1.70	375,050	655,558	74.79
-ALAS KAKI (KULIT, KARET DAN KANVA)	63,567	80,842	27.18	927,550	1,170,368	26.18
-PRODUK KERAMIK	203,025	217,197	6.98	110,544	162,771	47.24
-EMAS BATANGAN	14	18	26.78	406,874	633,485	55.70
-PESAWAT UDARA DAN BAGIANNYA	1,563	1,544	-1.23	81,945	59,845	-26.97
-KAPAL LAUT DAN SEJENISNYA	237,598	171,984	-27.62	782,155	741,096	-5.25
-PERLENGKAPAN OLAHRAGA DAN MAI	11,943	14,648	22.65	108,338	149,926	38.39

TABEL 3. PERKEMBANGAN EKSPOR KOMODITI HASIL INDUSTRI

JENIS BARANG	BERAT BERSIH (TON)		PERUB	NILAI FOB (RIBU US \$)		PERUB
	JAN-JUN 2009	JAN-JUN 2010	%	JAN-JUN 2009	JAN-JUN 2010	%
(1)	(2)	(3)	(4)	(5)	(6)	(7)
-PENA DAN PENSIL	4,488	6,597	47.00	35,367	47,728	34.95
-BATU SEMI PERMATA	5	0	-99.14	373	5	-98.54
-KOPER, TAS, DOMPET PLASTIK/TEKST	3,521	5,109	45.10	24,008	32,127	33.81
-BARANG DARI LOGAM MULIA	165	168	1.99	151,259	151,970	0.47
-PETI KEMAS	511	906	77.34	2,266	4,235	86.88
-KOMPUTER DAN BAGIANNYA	19,504	15,701	-19.50	468,396	442,013	-5.63
-KENDARAAN BERMOTOR RODA 2 DAN	3,235	3,447	6.56	25,437	27,333	7.46
-KENDARAAN BERMOTOR RODA 4 DAN	49,145	57,824	17.66	350,118	428,562	22.41
-SUKU CADANG MESIN	25,703	43,039	67.45	396,245	408,953	3.21
-SUKU CADANG KENDARAAN	59,276	94,194	58.91	401,525	671,412	67.22
-UBI KAYU OLAHAN	9,148	25,378	177.40	1,367	4,570	234.38
-INDUSTRI LAINNYA	1,003,343	1,184,873	18.09	2,467,693	2,919,197	18.30

TABEL 4. PERKEMBANGAN EKSPOR KOMODITI HASIL PERTAMBANGAN

JENIS BARANG	BERAT BERSIH (TON)		PERUB	NILAI FOB (RIBU US \$)		PERUB
	JAN-JUN 2009	JAN-JUN 2010	%	JAN-JUN 2009	JAN-JUN 2010	%
(1)	(2)	(3)	(4)	(5)	(6)	(7)
<b>TOTAL PERTAMBANGAN</b>	<b>99,761,601</b>	<b>184,404,837</b>	<b>84.85</b>	<b>7,652,130</b>	<b>12,756,742</b>	<b>66.71</b>
BIJI TEMBAGA	1,128,706	1,296,408	14.86	2,049,544	3,070,763	49.83
BIJI NIKEL	3,294,304	7,751,255	135.29	85,580	238,574	178.78
BAUKSIT	5,838,406	13,698,188	134.62	97,148	227,673	134.36
BIJI TIMAH/TIN	3	0	-100.00	60	0	-100.00
BATU BARA	85,479,829	154,251,638	80.45	5,329,006	9,056,569	69.95
GRANIT	1,216,837	1,120,039	-7.95	11,644	8,493	-27.06
PASIR ALAM	93	1	-98.92	204	0	-99.88
HASIL TAMBANG LAIN	2,803,425	6,287,308	124.27	78,945	154,670	95.92

TABEL 5. PERKEMBANGAN EKSPOR INDONESIA MENURUT KOMODITI DAN NEGARA TUJUAN

JENIS BARANG	BERAT BERSIH (KG)		PERUB	NILAI FOB (US \$)		PERUB
	JAN-JUN 2009	JAN-JUN 2010	%	JAN-JUN 2009	JAN-JUN 2010	%
	(1)	(2)	(3)	(4)	(5)	(6)
<b>MINYAK MENTAH</b>	<b>9,143,159,757</b>	<b>8,149,499,651</b>	<b>-10.87</b>	<b>3,272,286,199</b>	<b>4,556,978,294</b>	<b>39.26</b>
JAPAN	1,728,560,458	1,811,823,374	4.82	633,099,751	1,027,415,815	62.28
KOREA, REPUBLIC OF	1,315,978,101	1,954,158,498	48.49	453,723,530	1,069,257,191	135.66
TAIWAN	255,255,933	122,228,712	-52.12	76,683,805	65,156,611	-15.03
CHINA	1,700,273,453	403,092,259	-76.29	615,597,651	230,478,741	-62.56
THAILAND	503,042,460	602,758,072	19.82	190,949,200	344,290,981	80.31
SINGAPORE	749,017,526	636,863,975	-14.97	254,416,094	355,046,201	39.55
PHILIPPINES	0	40,988,642	-	0	21,980,991	-
MALAYSIA	420,263,296	478,934,128	13.96	150,510,009	262,191,921	74.20
AUSTRALIA	1,713,626,094	1,417,602,170	-17.27	644,889,009	791,911,494	22.80
NEW ZEALAND	172,606,597	13,483,565	-92.19	64,208,563	7,945,715	-87.63
UNITED STATES	503,449,334	667,566,256	32.60	165,258,133	381,302,633	130.73
CHILE	81,086,505	0	-100.00	22,950,454	0	-100.00
<b>HASIL MINYAK</b>	<b>2,433,086,667</b>	<b>3,891,992,389</b>	<b>59.96</b>	<b>870,968,143</b>	<b>2,116,502,606</b>	<b>143.01</b>
JAPAN	658,774,259	700,293,505	6.30	202,159,863	338,316,369	67.35
HONG KONG	50	0	-100.00	144	0	-100.00
KOREA, REPUBLIC OF	422,838,721	450,052,706	6.44	167,949,121	266,695,522	58.80
TAIWAN	3,846,585	3,520,294	-8.48	1,359,801	708,644	-47.89
CHINA	392,377,562	838,360,858	113.66	131,735,416	377,871,341	186.84
THAILAND	10,631,564	637,580	-94.00	4,997,633	683,096	-86.33
SINGAPORE	394,324,153	958,048,219	142.96	151,873,922	591,122,517	289.22
PHILIPPINES	1,526,323	35,785,252	2,244.54	1,092,027	23,348,430	2,038.08
MALAYSIA	354,268,422	699,065,827	97.33	120,285,063	369,994,239	207.60
MYANMAR (FORM. BURMA)	40,648	41,258	1.50	59,727	59,953	0.38
CAMBODIA	0	78,229	-	0	115,729	-
VIET NAM	490,936	0	-100.00	316,257	0	-100.00
INDIA	151,953,653	31,686,560	-79.15	58,445,452	22,168,339	-62.07
PAKISTAN	365,281	317,312	-13.13	475,909	410,516	-13.74
BANGLADESH	364,679	32,702,849	8,867.57	229,767	27,811,536	12,004.23
JORDAN	3,421	0	-100.00	7,200	0	-100.00
YEMEN	1,000,000	27,290	-97.27	502,800	53,546	-89.35
SYRIA ARAB REPUBLIC	0	15,340	-	0	20,260	-
UNITED ARAB EMIRATES	356,865	239,221	-32.97	435,643	301,897	-30.70
QATAR	200,000	0	-100.00	132,000	0	-100.00
TANZANIA, UNITED REPUBLIC OF	0	4,015	-	0	4,929	-
KENYA	0	97,054,800	-	0	63,686,874	-
NIGERIA	0	16,603	-	0	19,927	-
SOUTH AFRICA	25,364	13,804	-45.58	17,914	37,990	112.07
AUSTRALIA	62,057	134,162	116.19	82,245	196,889	139.39
NEW ZEALAND	95,827	92,249	-3.73	119,722	120,099	0.31
FIJI	14,343	0	-100.00	18,540	0	-100.00
EAST TIMOR	853,402	16,557,132	1,840.13	382,892	9,935,529	2,494.86
UNITED STATES	0	16,467,999	-	0	13,622,810	-
UNITED KINGDOM	38,263,478	0	-100.00	27,881,115	0	-100.00
NETHERLANDS	16,000	8,645,000	53,931.25	10,000	7,377,944	73,679.44
GERMANY, FED. REP. OF	95,130	1,178,132	1,138.44	47,565	853,952	1,695.34
BELGIUM	0	600,000	-	0	573,000	-
FINLAND	13,600	340,593	2,404.36	15,436	374,037	2,323.15
ITALY	156	0	-100.00	517	0	-100.00
UKRAINE	16,660	15,600	-6.36	18,659	16,692	-10.54
ESTONIA	19,270	0	-100.00	20,426	0	-100.00
RUSSIA FEDERATION	248,258	0	-100.00	295,367	0	-100.00
<b>GAS ALAM</b>	<b>9,474,096,848</b>	<b>12,967,769,654</b>	<b>36.88</b>	<b>3,031,068,269</b>	<b>6,490,648,806</b>	<b>114.14</b>
JAPAN	6,728,894,754	6,372,125,289	-5.30	2,025,191,404	2,849,543,838	40.70
KOREA, REPUBLIC OF	1,286,655,859	2,014,658,873	56.58	458,233,013	1,254,589,833	173.79
TAIWAN	0	862,012,662	-	0	541,688,047	-
CHINA	1,377,000,157	6,148,646	-99.55	525,158,554	7,157,620	-98.64
THAILAND	20,034,885	38,110,895	90.22	8,965,986	31,841,447	255.14
SINGAPORE	0	2,535,861,597	-	0	1,623,767,647	-
MALAYSIA	30	1,132,784,984	3,775,949,846.67	1,303	174,523,466	13,393,872.83
INDIA	61,470,338	6,002,908	-90.23	13,477,600	7,473,746	-44.55
EAST TIMOR	40,800	63,800	56.37	40,392	63,162	56.37
GERMANY, FED. REP. OF	25	0	-100.00	17	0	-100.00
<b>KARET ALAM</b>	<b>5,799,110</b>	<b>5,107,059</b>	<b>-11.93</b>	<b>7,084,231</b>	<b>11,398,097</b>	<b>60.89</b>
JAPAN	90,004	108,000	19.99	495,380	658,800	32.99
HONG KONG	500	0	-100.00	1,500	0	-100.00
KOREA, REPUBLIC OF	117,816	97,135	-17.55	207,481	216,930	4.55
TAIWAN	0	383	-	0	400	-
CHINA	3,735,069	1,252,339	-66.47	3,347,555	2,108,527	-37.01
SINGAPORE	481,190	186,950	-61.15	1,530,085	310,978	-79.68
MALAYSIA	0	156,330	-	0	337,363	-
VIET NAM	0	201,600	-	0	583,632	-
INDIA	0	161,280	-	0	511,661	-
PAKISTAN	20,160	322,560	1,500.00	33,062	1,014,451	2,968.33
IRAN (ISLAMIC REPUBLIC OF)	20,160	0	-100.00	32,256	0	-100.00

TABEL 5. PERKEMBANGAN EKSPOR INDONESIA MENURUT KOMODITI DAN NEGARA TUJUAN

JENIS BARANG	BERAT BERSIH (KG)		PERUB %	NILAI FOB (US \$)		PERUB %
	JAN-JUN 2009	JAN-JUN 2010		JAN-JUN 2009	JAN-JUN 2010	
(1)	(2)	(3)	(4)	(5)	(6)	(7)
TURKEY	320,000	853,269	166.65	316,500	1,761,626	456.60
UNITED ARAB EMIRATES	0	443,520	-	0	1,250,162	-
EGYPT	0	1,330	-	0	3,658	-
UNITED STATES	214,200	84,013	-60.78	289,170	159,605	-44.81
BRAZIL	800,000	642,880	-19.64	830,500	1,310,719	57.82
GERMANY, FED. REP. OF	11	253,050	2,300,354.55	742	500,209	67,313.61
BELGIUM	0	150,980	-	0	317,913	-
ITALY	0	170,490	-	0	306,211	-
SPAIN	0	20,950	-	0	45,252	-
<b>KOPI</b>	<b>230,747,436</b>	<b>165,433,548</b>	<b>-28.31</b>	<b>388,953,804</b>	<b>295,796,776</b>	<b>-23.95</b>
JAPAN	25,505,976	29,183,898	14.42	49,480,127	52,208,043	5.51
HONG KONG	606,034	281,999	-53.47	1,065,266	500,599	-53.01
KOREA, REPUBLIC OF	1,473,827	3,022,142	105.05	2,395,891	4,455,405	85.96
TAIWAN	2,298,174	2,577,758	12.17	5,318,860	6,657,142	25.16
CHINA	657,659	576,379	-12.36	998,952	1,123,476	12.47
MACAU	18,000	0	-100.00	29,580	0	-100.00
THAILAND	90,000	180,000	100.00	144,900	266,400	83.85
SINGAPORE	3,927,911	2,758,158	-29.78	7,640,260	3,989,539	-47.78
PHILIPPINES	7,015,500	1,601,398	-77.17	9,595,572	1,874,263	-80.47
MALAYSIA	6,429,841	12,476,210	94.04	9,216,622	15,778,183	71.19
LAO PEOPLE'S DEMOCRATIC RE	0	18,000	-	0	68,075	-
VIET NAM	0	233,850	-	0	312,972	-
INDIA	957,600	824,705	-13.88	1,609,883	1,054,461	-34.50
IRAN (ISLAMIC REPUBLIC OF)	808,800	655,200	-18.99	1,222,427	988,670	-19.12
SAUDI ARABIA	24,093	5,999	-75.10	50,584	18,125	-64.17
ISRAEL	37,200	37,200	0.00	83,256	93,960	12.86
JORDAN	116,200	0	-100.00	182,977	0	-100.00
LEBANON	38,400	0	-100.00	48,000	0	-100.00
OMAN	120,000	0	-100.00	205,200	0	-100.00
UNITED ARAB EMIRATES	195,900	344,266	75.74	375,851	649,911	72.92
EGYPT	4,759,599	5,770,749	21.24	7,927,064	8,623,208	8.78
MOROCCO	3,304,798	2,897,998	-12.31	5,038,257	3,980,441	-21.00
ALGERIA	16,630,075	2,375,400	-85.72	23,811,004	2,983,718	-87.47
SOUTH AFRICA	1,807,800	1,075,197	-40.52	2,715,372	1,480,815	-45.47
AUSTRALIA	3,036,954	1,383,238	-54.45	5,328,617	4,018,617	-24.58
NEW ZEALAND	203,296	263,158	29.45	649,328	923,759	42.26
EAST TIMOR	0	150	-	0	24	-
UNITED STATES	33,402,882	23,575,087	-29.42	83,329,105	69,389,836	-16.73
CANADA	1,469,699	1,350,597	-8.10	4,649,835	4,842,109	4.14
MEXICO	1,170,000	1,552,880	32.72	2,296,483	3,251,975	41.61
ARGENTINA	19,020	0	-100.00	24,673	0	-100.00
BRAZIL	0	2	-	0	12	-
ECUADOR	3,048,000	3,110,400	2.05	4,403,958	4,008,209	-8.99
COSTA RICA	0	37,200	-	0	67,332	-
UNITED KINGDOM	7,739,544	10,080,539	30.25	11,221,074	15,051,022	34.13
NETHERLANDS	2,002,113	538,257	-73.12	3,703,741	1,148,987	-68.98
FRANCE	3,341,900	1,997,200	-40.24	4,636,051	2,718,155	-41.37
GERMANY, FED. REP. OF	38,321,215	22,811,025	-40.47	52,667,778	33,982,585	-35.48
BELGIUM	20,837,935	2,802,897	-86.55	30,188,625	6,603,977	-78.12
SWITZERLAND	490,800	1,360,399	177.18	704,443	1,871,765	165.71
DENMARK	242,460	266,700	10.00	484,638	590,900	21.93
NORWAY	90,000	92,400	2.67	256,140	303,370	18.44
SWEDEN	548,399	464,697	-15.26	869,743	840,328	-3.38
FINLAND	0	38,400	-	0	72,192	-
IRELAND	144,000	105,600	-26.67	448,200	364,260	-18.73
ITALY	14,784,639	12,232,080	-17.26	21,736,826	17,840,028	-17.93
SPAIN	4,501,485	2,059,540	-54.25	5,944,071	2,674,136	-55.01
PORTUGAL	747,000	761,700	1.97	1,132,842	1,100,715	-2.84
GREECE	963,000	408,000	-57.63	1,252,559	559,380	-55.34
POLAND	172,800	0	-100.00	278,650	0	-100.00
ROMANIA	2,315,671	813,600	-64.87	3,265,354	1,129,831	-65.40
BULGARIA	1,650,000	1,754,400	6.33	2,394,477	2,397,082	0.11
ARMENIA	0	111,600	-	0	159,402	-
UKRAINE	0	72,896	-	0	174,449	-
LATVIA	34,500	93,000	169.57	108,120	215,760	99.56
ESTONIA	365,399	459,600	25.78	504,110	585,848	16.21
GEORGIA	4,712,158	4,200,000	-10.87	6,828,200	5,705,845	-16.44
MALTA	199,980	0	-100.00	214,038	0	-100.00
SLOVENIA	19,200	38,400	100.00	52,800	124,043	134.93
CZECH REPUBLIC	210,000	819,000	290.00	287,992	1,053,291	265.74
RUSSIA FEDERATION	7,140,000	2,882,400	-59.63	9,935,428	4,920,146	-50.48
<b>KAYU BULAT</b>	<b>135,738</b>	<b>0</b>	<b>-100.00</b>	<b>20,387</b>	<b>0</b>	<b>-100.00</b>
JAPAN	1	0	-100.00	1	0	-100.00
HONG KONG	1	0	-100.00	6	0	-100.00
KOREA, REPUBLIC OF	12,523	0	-100.00	752	0	-100.00
SINGAPORE	4	0	-100.00	35	0	-100.00

TABEL 5. PERKEMBANGAN EKSPOR INDONESIA MENURUT KOMODITI DAN NEGARA TUJUAN

JENIS BARANG	BERAT BERSIH (KG)		PERUB	NILAI FOB (US \$)		PERUB
	JAN-JUN 2009	JAN-JUN 2010	%	JAN-JUN 2009	JAN-JUN 2010	%
	(1)	(2)	(3)	(4)	(5)	(6)
MALAYSIA	123,208	0	-100.00	19,588	0	-100.00
UNITED ARAB EMIRATES	1	0	-100.00	5	0	-100.00
<b>UDANG SEGAR/BEKU</b>	<b>60,240,828</b>	<b>54,307,485</b>	<b>-9.85</b>	<b>391,820,827</b>	<b>397,884,666</b>	<b>1.55</b>
JAPAN	17,785,824	15,845,438	-10.91	145,767,241	150,746,355	3.42
HONG KONG	1,906,805	2,081,235	9.15	7,536,684	10,605,424	40.72
KOREA, REPUBLIC OF	388,800	190,072	-51.11	2,069,633	1,130,996	-45.35
TAIWAN	901,775	1,075,178	19.23	2,386,100	2,967,738	24.38
CHINA	1,156,539	290,117	-74.92	5,338,065	1,536,682	-71.21
MACAU	4,825	735	-84.77	5,002	735	-85.31
THAILAND	22,550	1,844,589	8,080.00	184,622	1,003,024	443.29
SINGAPORE	1,469,124	1,012,237	-31.10	3,279,822	2,500,355	-23.77
PHILIPPINES	31,151	30,501	-2.09	46,594	139,959	200.38
MALAYSIA	1,640,398	1,501,775	-8.45	1,853,928	2,057,874	11.00
BRUNEI DARUSSALAM	47	26,458	56,193.62	1,240	36,641	2,854.92
VIET NAM	470,649	502,678	6.81	2,840,224	4,018,571	41.49
INDIA	12,420	0	-100.00	122,318	0	-100.00
SRI LANKA	400	0	-100.00	1,325	0	-100.00
IRAN (ISLAMIC REPUBLIC OF)	2,245	0	-100.00	1,618	0	-100.00
SAUDI ARABIA	0	8	-	0	50	-
ISRAEL	4,627	0	-100.00	22,383	0	-100.00
KUWAIT	2,021	0	-100.00	2,639	0	-100.00
JORDAN	325	0	-100.00	807	0	-100.00
LEBANON	33,719	10,225	-69.68	140,930	34,553	-75.48
SYRIA ARAB REPUBLIC	183	0	-100.00	85	0	-100.00
TURKEY	22,287	88,579	297.45	128,962	315,543	144.68
UNITED ARAB EMIRATES	52,253	120,178	129.99	413,742	525,204	26.94
CYPRUS	82,051	0	-100.00	224,746	0	-100.00
EGYPT	302,604	81,066	-73.21	2,130,234	974,548	-54.25
MOROCCO	8,720	0	-100.00	37,496	0	-100.00
REUNION	117,893	51,790	-56.07	925,103	395,014	-57.30
SOUTH AFRICA	1,283	0	-100.00	3,207	0	-100.00
MAURITIUS	41,484	23,409	-43.57	301,070	168,883	-43.91
AUSTRALIA	248,191	121,316	-51.12	2,018,549	1,185,782	-41.26
NEW ZEALAND	12,681	15,694	23.76	62,271	71,109	14.19
EAST TIMOR	0	8,716	-	0	1,967	-
UNITED STATES	24,359,155	21,902,683	-10.08	162,243,137	166,590,764	2.68
CANADA	159,337	192,372	20.73	840,179	1,252,376	49.06
SURINAME	33	0	-100.00	161	0	-100.00
VENEZUELA	295	0	-100.00	526	0	-100.00
PERU	600	0	-100.00	1,546	0	-100.00
TRINIDAD AND TOBAGO	0	43,706	-	0	138,926	-
PUERTO RICO	785,043	476,644	-39.28	4,739,458	3,286,902	-30.65
UNITED KINGDOM	2,349,315	2,520,588	7.29	14,559,889	18,906,965	29.86
NETHERLANDS	1,072,564	569,704	-46.88	5,044,874	3,313,457	-34.32
FRANCE	1,077,739	1,058,377	-1.80	6,578,928	7,799,589	18.55
GERMANY, FED. REP. OF	400,788	218,036	-45.60	2,591,407	1,708,233	-34.08
AUSTRIA	2,708	18	-99.34	4,566	225	-95.07
BELGIUM	1,803,254	1,395,159	-22.63	11,720,709	9,934,988	-15.24
SWITZERLAND	111,888	66,721	-40.37	738,156	408,234	-44.70
DENMARK	65,473	117,127	78.89	369,231	498,834	35.10
NORWAY	2,390	0	-100.00	4,478	0	-100.00
SWEDEN	52,211	71,005	36.00	455,778	612,025	34.28
FINLAND	662	17	-97.43	1,615	184	-88.61
IRELAND	942	0	-100.00	2,358	0	-100.00
ITALY	1,088,171	542,816	-50.12	3,181,926	1,539,168	-51.63
SPAIN	21,535	53,264	147.34	107,411	321,953	199.74
PORTUGAL	93,675	19,200	-79.50	388,490	66,961	-82.76
ICELAND	16,344	0	-100.00	126,371	0	-100.00
GREECE	11,191	14,000	25.10	27,877	43,400	55.68
HUNGARY	478	219	-54.18	658	1,482	125.23
POLAND	2,507	177	-92.94	4,882	4,596	-5.86
ROMANIA	594	0	-100.00	1,236	0	-100.00
ALBANIA	0	7,211	-	0	17,220	-
UKRAINE	657	13,361	1,933.64	1,299	106,284	8,081.99
LITHUANIA	371	0	-100.00	543	0	-100.00
ESTONIA	153	0	-100.00	145	0	-100.00
CZECH REPUBLIC	421	0	-100.00	3,019	0	-100.00
RUSSIA FEDERATION	36,460	103,086	182.74	233,334	914,893	292.10
<b>TEH</b>	<b>43,019,979</b>	<b>38,254,125</b>	<b>-11.08</b>	<b>67,137,734</b>	<b>75,492,824</b>	<b>12.44</b>
JAPAN	786,597	743,630	-5.46	1,574,589	1,729,682	9.85
HONG KONG	41,015	46,178	12.59	24,608	24,629	0.09
KOREA, REPUBLIC OF	277	10,128	3,556.32	611	24,405	3,894.27
TAIWAN	187,096	274,321	46.62	274,673	398,732	45.17
CHINA	116,180	1,396,760	1,102.24	184,246	2,445,320	1,227.20
PAPUA NEW GUINEA	10,080	22,080	119.05	21,192	56,187	165.13
THAILAND	1,200	2,000	66.67	1,624	3,995	146.00

TABEL 5. PERKEMBANGAN EKSPOR INDONESIA MENURUT KOMODITI DAN NEGARA TUJUAN

JENIS BARANG	BERAT BERSIH (KG)		PERUB	NILAI FOB (US \$)		PERUB
	JAN-JUN 2009	JAN-JUN 2010	%	JAN-JUN 2009	JAN-JUN 2010	%
	(1)	(2)	(3)	(4)	(5)	(6)
SINGAPORE	344,202	292,744	-14.95	542,568	584,178	7.67
MALAYSIA	3,747,326	3,983,423	6.30	5,159,493	6,592,456	27.77
CAMBODIA	0	893	-	0	792	-
BRUNEI DARUSSALAM	625	0	-100.00	405	0	-100.00
INDIA	1,268,239	1,223,199	-3.55	2,078,841	2,550,853	22.71
PAKISTAN	6,183,613	5,291,365	-14.43	11,098,129	12,688,554	14.33
SRI LANKA	87,880	135,560	54.26	178,581	318,752	78.49
AFGHANISTAN	149,030	139,661	-6.29	172,024	292,833	70.23
IRAN (ISLAMIC REPUBLIC OF)	9,600	44,000	358.33	21,590	125,131	479.58
SAUDI ARABIA	167,837	435,456	159.45	272,797	597,823	119.15
ISRAEL	233,240	99,080	-57.52	361,457	202,817	-43.89
TURKEY	217,040	280,620	29.29	376,064	581,414	54.61
UNITED ARAB EMIRATES	2,478,510	2,080,580	-16.06	3,643,478	3,823,877	4.95
EGYPT	431,560	590,240	36.77	725,447	1,357,623	87.14
SOMALIA	18,575	0	-100.00	11,713	0	-100.00
KENYA	295,200	0	-100.00	248,510	0	-100.00
NIGERIA	0	24,200	-	0	48,374	-
COTE D'IVOIRE	0	25,000	-	0	48,060	-
DJIBOUTI	70,469	118,499	68.16	63,458	122,363	92.83
SOUTH AFRICA	96,000	24,000	-75.00	214,760	63,805	-70.29
AUSTRALIA	219,390	267,975	22.15	388,502	550,223	41.63
NEW ZEALAND	267,564	392,475	46.68	286,587	614,530	114.43
FIJI	86,000	77,000	-10.47	137,520	168,410	22.46
SAMOA	4,132	11,000	166.21	7,500	19,425	159.00
EAST TIMOR	0	4,706	-	0	746	-
UNITED STATES	3,854,134	3,088,594	-19.86	5,733,680	6,084,867	6.12
CANADA	192,668	378,293	96.34	266,615	668,821	150.86
SURINAME	434	16,536	3,710.14	2,067	59,030	2,755.83
CHILE	227,040	336,920	48.40	392,574	674,076	71.71
PUERTO RICO	540	540	0.00	864	1,382	59.95
UNITED KINGDOM	4,607,551	3,365,806	-26.95	7,443,399	6,721,084	-9.70
NETHERLANDS	1,709,814	1,322,117	-22.67	2,640,584	2,694,724	2.05
GERMANY, FED. REP. OF	3,985,697	2,692,316	-32.45	5,159,124	4,308,872	-16.48
BELGIUM	22,152	152	-99.31	18,330	456	-97.51
SWITZERLAND	0	97,000	-	0	152,170	-
DENMARK	9,400	9,560	1.70	14,720	22,867	55.35
SPAIN	0	18,107	-	0	29,802	-
POLAND	1,406,816	1,313,092	-6.66	2,325,836	2,631,071	13.12
BULGARIA	0	900	-	0	14,519	-
KAZAKHSTAN	47,040	48,540	3.19	70,291	126,882	80.51
KYRGYZSTAN	120,980	97,920	-19.06	208,890	244,800	17.19
UKRAINE	916,033	446,340	-51.27	1,340,361	803,666	-40.04
UZBEKISTAN	21,000	27,030	28.71	31,080	38,555	24.05
LITHUANIA	0	13,260	-	0	34,611	-
LATVIA	35,676	45,994	28.92	61,820	86,630	40.13
RUSSIA FEDERATION	8,344,527	6,898,335	-17.33	13,356,532	14,057,950	5.25
<b>-LADA HITAM</b>	<b>18,245,101</b>	<b>14,143,911</b>	<b>-22.48</b>	<b>37,918,984</b>	<b>41,844,151</b>	<b>10.35</b>
JAPAN	203,916	358,915	76.01	708,672	1,543,234	117.76
HONG KONG	59,448	40,694	-31.55	132,366	124,065	-6.27
KOREA, REPUBLIC OF	120,000	70,000	-41.67	296,775	251,190	-15.36
TAIWAN	200,000	8,718	-95.64	414,685	13,586	-96.72
CHINA	0	19,559	-	0	94,280	-
SINGAPORE	385,955	139,158	-63.94	733,730	404,130	-44.92
PHILIPPINES	118,320	136,723	15.55	32,918	86,227	161.94
MALAYSIA	53,518	560,500	947.31	107,625	1,221,306	1,034.78
VIET NAM	2,281,575	1,905,741	-16.47	5,118,573	5,687,088	11.11
INDIA	3,137,010	1,300,000	-58.56	6,751,872	2,944,245	-56.39
PAKISTAN	0	20,622	-	0	59,169	-
TURKEY	181,998	0	-100.00	319,974	0	-100.00
UNITED ARAB EMIRATES	0	3,593	-	0	3,602	-
SOUTH AFRICA	9,011	0	-100.00	6,549	0	-100.00
AUSTRALIA	150,000	212,000	41.33	363,410	693,830	90.92
UNITED STATES	10,258,363	8,092,946	-21.11	20,449,621	24,770,056	21.13
CANADA	75,000	50,000	-33.33	148,884	150,180	0.87
MEXICO	2,673	0	-100.00	3,150	0	-100.00
JAMAICA	25,000	25,000	0.00	57,929	88,344	52.50
DOMINICAN REPUBLIC	10,589	4,436	-58.11	12,371	12,775	3.27
NETHERLANDS	178,501	163,719	-8.28	372,158	572,905	53.94
FRANCE	123,925	90,360	-27.08	276,569	250,269	-9.51
GERMANY, FED. REP. OF	150,000	90,000	-40.00	446,776	299,125	-33.05
BELGIUM	30,000	33,105	10.35	100,050	123,075	23.01
ITALY	63,000	107,000	69.84	145,652	357,545	145.48
SPAIN	30,000	30,000	0.00	70,800	92,600	30.79
PORTUGAL	15,000	0	-100.00	38,565	0	-100.00
BULGARIA	32,299	31,122	-3.64	50,810	63,700	25.37
RUSSIA FEDERATION	350,000	650,000	85.71	758,500	1,937,625	155.45

TABEL 5. PERKEMBANGAN EKSPOR INDONESIA MENURUT KOMODITI DAN NEGARA TUJUAN

JENIS BARANG	BERAT BERSIH (KG)		PERUB	NILAI FOB (US \$)		PERUB
	JAN-JUN 2009	JAN-JUN 2010	%	JAN-JUN 2009	JAN-JUN 2010	%
(1)	(2)	(3)	(4)	(5)	(6)	(7)
<b>-LADA PUTIH</b>	<b>5,488,358</b>	<b>4,971,427</b>	<b>-9.42</b>	<b>20,913,438</b>	<b>24,355,131</b>	<b>16.46</b>
JAPAN	315,000	349,000	10.79	1,290,565	1,684,260	30.51
HONG KONG	16,000	0	-100.00	55,680	0	-100.00
KOREA, REPUBLIC OF	12,494	17,000	36.07	43,350	85,700	97.69
TAIWAN	145,022	107,000	-26.22	508,633	545,650	7.28
CHINA	0	30,440	-	0	146,728	-
SINGAPORE	1,068,520	696,181	-34.85	3,838,193	3,346,443	-12.81
PHILIPPINES	9,337	10,764	15.28	27,210	35,499	30.46
MALAYSIA	231,702	212,698	-8.20	926,439	1,101,996	18.95
VIET NAM	558,500	545,000	-2.42	2,183,217	2,754,453	26.16
INDIA	121,500	165,200	35.97	430,113	601,715	39.90
PAKISTAN	1,352	0	-100.00	2,002	0	-100.00
AUSTRALIA	85,000	85,000	0.00	339,940	432,700	27.29
UNITED STATES	1,071,497	1,371,000	27.95	4,253,148	6,851,321	61.09
CANADA	51,068	0	-100.00	206,625	0	-100.00
MEXICO	2,991	0	-100.00	3,525	0	-100.00
DOMINICAN REPUBLIC	0	6,131	-	0	24,934	-
UNITED KINGDOM	31,000	30,000	-3.23	118,465	141,750	19.66
NETHERLANDS	733,379	689,074	-6.04	2,871,952	3,468,366	20.77
FRANCE	105,000	96,000	-8.57	388,631	474,220	22.02
GERMANY, FED. REP. OF	851,996	474,999	-44.25	3,121,155	2,309,490	-26.01
BELGIUM	32,000	70,940	121.69	112,625	297,656	164.29
DENMARK	15,000	0	-100.00	58,500	0	-100.00
ITALY	30,000	15,000	-50.00	133,470	52,250	-60.85
<b>-KAYU MANIS DAN BUNGANYA</b>	<b>12,232,194</b>	<b>14,773,182</b>	<b>20.77</b>	<b>9,951,124</b>	<b>14,916,707</b>	<b>49.90</b>
JAPAN	850	2,250	164.71	1,160	5,919	410.26
HONG KONG	0	46,080	-	0	9,216	-
KOREA, REPUBLIC OF	150,594	99,156	-34.16	126,327	82,879	-34.39
TAIWAN	468	0	-100.00	113	0	-100.00
CHINA	166,450	214,173	28.67	96,055	119,439	24.34
THAILAND	601,503	753,929	25.34	520,808	911,390	75.00
SINGAPORE	219,211	310,685	41.73	163,197	282,784	73.28
PHILIPPINES	141	0	-100.00	443	0	-100.00
MALAYSIA	549,067	679,902	23.83	445,949	584,100	30.98
VIET NAM	36,000	400,029	1,011.19	21,600	360,211	1,567.64
MALDIVES	844	363	-56.99	1,826	991	-45.73
INDIA	170,499	295,421	73.27	131,835	308,194	133.77
PAKISTAN	0	48,000	-	0	8,640	-
BANGLADESH	0	47,625	-	0	20,165	-
IRAQ	0	8,010	-	0	8,010	-
IRAN (ISLAMIC REPUBLIC OF)	10,000	0	-100.00	6,000	0	-100.00
ISRAEL	32,584	51,195	57.12	29,398	50,063	70.29
JORDAN	15,799	13,119	-16.96	10,057	12,380	23.10
LEBANON	13,000	0	-100.00	11,800	0	-100.00
OMAN	0	13,000	-	0	8,124	-
SYRIA ARAB REPUBLIC	45,433	141,338	211.09	34,864	102,814	194.90
TURKEY	172,585	159,100	-7.81	89,907	97,234	8.15
UNITED ARAB EMIRATES	387,142	572,170	47.79	201,887	376,573	86.53
BAHRAIN	0	1,742	-	0	4,731	-
EGYPT	70,639	102,303	44.83	62,122	90,091	45.02
LIBYAN ARAB JAMAHIRIYA	61,999	66,960	8.00	60,159	62,458	3.82
MOROCCO	0	52,850	-	0	47,915	-
TUNISIA	0	17,000	-	0	20,740	-
ALGERIA	241,469	303,274	25.60	192,731	291,921	51.47
SOUTH AFRICA	20,000	13,000	-35.00	11,000	13,390	21.73
MAURITIUS	31,498	24,400	-22.53	26,700	25,117	-5.93
AUSTRALIA	19,807	23,699	19.65	22,649	30,765	35.83
NEW ZEALAND	17	135	694.12	286	1,086	279.72
UNITED STATES	5,863,835	6,970,832	18.88	5,041,295	7,131,483	41.46
CANADA	146,129	65,210	-55.38	128,863	77,976	-39.49
MEXICO	68,000	102,780	51.15	35,903	89,718	149.89
GUATEMALA	1,294	0	-100.00	1,672	0	-100.00
PANAMA	35,000	0	-100.00	34,575	0	-100.00
SURINAME	358	151	-57.82	1,880	578	-69.26
CHILE	7,650	0	-100.00	1,771	0	-100.00
VENEZUELA	135,900	160,999	18.47	119,071	188,795	58.56
ARGENTINA	4,162	0	-100.00	2,980	0	-100.00
BRAZIL	368,440	202,371	-45.07	269,416	221,945	-17.62
COLOMBIA	0	20,500	-	0	15,768	-
TRINIDAD AND TOBAGO	0	20,000	-	0	36,519	-
DOMINICAN REPUBLIC	719,941	505,999	-29.72	500,387	462,046	-7.66
UNITED KINGDOM	10,625	28,000	163.53	5,534	37,424	576.26
NETHERLANDS	380,271	477,798	25.65	243,576	662,821	172.12
FRANCE	458,524	221,119	-51.78	406,045	252,617	-37.79
GERMANY, FED. REP. OF	252,768	742,400	193.71	235,886	787,304	233.76
BELGIUM	75,270	61,026	-18.92	50,921	62,947	23.62
NORWAY	18,000	0	-100.00	14,985	0	-100.00

TABEL 5. PERKEMBANGAN EKSPOR INDONESIA MENURUT KOMODITI DAN NEGARA TUJUAN

JENIS BARANG	BERAT BERSIH (KG)		PERUB	NILAI FOB (US \$)		PERUB
	JAN-JUN 2009	JAN-JUN 2010	%	JAN-JUN 2009	JAN-JUN 2010	%
	(1)	(2)	(3)	(4)	(5)	(6)
SWEDEN	9,163	3,410	-62.79	12,075	4,756	-60.61
FINLAND	0	24,999	-	0	24,177	-
ITALY	25,933	8,000	-69.15	33,291	15,965	-52.04
SPAIN	52,250	57,472	9.99	40,519	59,525	46.91
PORTUGAL	141,314	143,000	1.19	179,035	259,831	45.13
GREECE	212,094	206,498	-2.64	175,938	251,554	42.98
POLAND	130,000	72,000	-44.62	81,328	73,196	-10.00
ROMANIA	1,000	3,067	206.70	1,450	2,200	51.72
BULGARIA	10,499	9,000	-14.28	7,125	11,700	64.21
UKRAINE	17,584	0	-100.00	9,204	0	-100.00
LITHUANIA	828	0	-100.00	790	0	-100.00
CROATIA	14,764	0	-100.00	11,781	0	-100.00
SLOVENIA	0	12,000	-	0	10,475	-
RUSSIA FEDERATION	52,999	193,643	265.37	34,955	238,047	581.01
<b>-BIJI PALA &amp; BUNGANYA DAN K/</b>	<b>9,618,583</b>	<b>9,942,199</b>	<b>3.36</b>	<b>27,102,121</b>	<b>41,786,062</b>	<b>54.18</b>
JAPAN	298,091	242,971	-18.49	2,166,629	2,411,668	11.31
HONG KONG	20,685	6,795	-67.15	98,521	78,591	-20.23
KOREA, REPUBLIC OF	167,397	241,304	44.15	304,762	713,442	134.10
TAIWAN	51,458	7,966	-84.52	41,887	20,178	-51.83
CHINA	38,035	85,152	123.88	36,700	100,653	174.26
THAILAND	73,754	102,359	38.78	403,777	717,402	77.67
SINGAPORE	307,223	332,278	8.16	1,802,755	2,594,819	43.94
PHILIPPINES	37,517	46,107	22.90	95,844	171,770	79.22
MALAYSIA	327,939	595,761	81.67	375,433	1,033,690	175.33
CAMBODIA	0	180	-	0	80	-
VIET NAM	4,789,695	3,520,233	-26.50	7,247,005	6,748,212	-6.88
INDIA	444,199	393,816	-11.34	1,422,535	2,648,604	86.19
PAKISTAN	77,723	150,361	93.46	416,978	783,080	87.80
BANGLADESH	76,565	129,320	68.90	488,436	569,081	16.51
SAUDI ARABIA	18,141	34,670	91.11	12,210	23,069	88.94
ISRAEL	0	25,731	-	0	59,844	-
KUWAIT	1,555	0	-100.00	5,450	0	-100.00
JORDAN	5,916	2,638	-55.41	7,357	2,713	-63.12
LEBANON	13,499	0	-100.00	58,675	0	-100.00
SYRIA ARAB REPUBLIC	0	29,640	-	0	103,312	-
UNITED ARAB EMIRATES	35,988	277,210	670.28	49,868	429,109	760.49
BAHRAIN	0	5,633	-	0	15,294	-
EGYPT	0	21,875	-	0	26,231	-
MOROCCO	57,232	45,121	-21.16	287,139	276,260	-3.79
GHANA	14,999	15,999	6.67	81,750	37,300	-54.37
NIGERIA	27,949	35,999	28.80	93,060	78,951	-15.16
BENIN	18,000	10,000	-44.44	14,400	8,000	-44.44
SOUTH AFRICA	14,500	14,003	-3.43	92,800	106,414	14.67
AUSTRALIA	112,313	71,850	-36.03	455,250	367,341	-19.31
EAST TIMOR	0	3,569	-	0	622	-
UNITED STATES	597,486	653,843	9.43	2,213,404	3,054,095	37.98
CANADA	46,284	44,673	-3.48	144,577	186,475	28.98
MEXICO	15,057	3,334	-77.86	21,556	5,950	-72.40
ARGENTINA	140,957	58,978	-58.16	321,773	222,615	-30.82
BRAZIL	37,151	27,891	-24.93	65,745	52,700	-19.84
DOMINICAN REPUBLIC	26,767	38,430	43.57	71,944	147,835	105.49
UNITED KINGDOM	4,953	0	-100.00	9,602	0	-100.00
NETHERLANDS	675,482	884,274	30.91	2,965,998	6,313,927	112.88
FRANCE	41,023	115,991	182.75	301,684	1,264,571	319.17
GERMANY, FED. REP. OF	360,274	676,326	87.73	1,783,242	3,905,532	119.01
BELGIUM	325,478	357,301	9.78	1,635,610	2,185,973	33.65
ITALY	134,500	379,530	182.18	787,667	2,943,570	273.71
SPAIN	85,299	124,997	46.54	389,632	773,020	98.40
PORTUGAL	14,500	0	-100.00	53,938	0	-100.00
BULGARIA	0	3,867	-	0	8,741	-
UKRAINE	0	21,400	-	0	57,762	-
RUSSIA FEDERATION	82,999	102,823	23.88	276,528	537,566	94.40
<b>-PANILI</b>	<b>83,728</b>	<b>118,587</b>	<b>41.63</b>	<b>864,561</b>	<b>1,616,345</b>	<b>86.96</b>
JAPAN	100	5	-95.00	3,435	250	-92.72
HONG KONG	25	0	-100.00	622	0	-100.00
TAIWAN	49	1,358	2,671.43	105	57,255	54,428.57
CHINA	3,901	13,450	244.78	53,545	165,824	209.69
SINGAPORE	7,935	446	-94.38	90,923	15,404	-83.06
MALAYSIA	2,646	2,803	5.93	4,129	19,156	363.94
TURKEY	183	0	-100.00	5,576	0	-100.00
AUSTRALIA	703	671	-4.55	15,029	17,600	17.11
NEW ZEALAND	204	128	-37.25	5,316	7,296	37.25
UNITED STATES	34,617	87,323	152.25	395,579	1,278,572	223.22
DOMINICA	150	380	153.33	3,473	12,230	252.15
UNITED KINGDOM	824	895	8.62	18,689	22,170	18.63
NETHERLANDS	29,687	11,028	-62.85	218,707	17,404	-92.04



TABEL 5. PERKEMBANGAN EKSPOR INDONESIA MENURUT KOMODITI DAN NEGARA TUJUAN

JENIS BARANG	BERAT BERSIH (KG)		PERUB	NILAI FOB (US \$)		PERUB
	JAN-JUN 2009	JAN-JUN 2010	%	JAN-JUN 2009	JAN-JUN 2010	%
(1)	(2)	(3)	(4)	(5)	(6)	(7)
GERMANY, FED. REP. OF	2,601	100	-96.16	45,828	3,184	-93.05
SWITZERLAND	103	0	-100.00	3,605	0	-100.00
<b>-LAINNYA</b>	<b>7,850,898</b>	<b>6,892,542</b>	<b>-12.21</b>	<b>9,461,305</b>	<b>12,149,368</b>	<b>28.41</b>
JAPAN	256,924	151,592	-41.00	524,647	328,091	-37.46
HONG KONG	15,929	22,872	43.59	90,146	194,080	115.30
KOREA, REPUBLIC OF	2,012	2,905	44.38	6,729	10,077	49.75
TAIWAN	166,549	222,623	33.67	397,982	210,650	-47.07
CHINA	24,224	24	-99.90	8,546	52	-99.39
THAILAND	19,985	22,557	12.87	96,085	116,825	21.59
SINGAPORE	525,257	426,499	-18.80	267,935	273,487	2.07
PHILIPPINES	122	640	424.59	384	6,413	1,570.05
MALAYSIA	565,490	843,614	49.18	743,101	859,081	15.61
BRUNEI DARUSSALAM	5,840	5	-99.91	7,683	14	-99.82
VIET NAM	1,011,293	437,913	-56.70	1,073,135	1,128,702	5.18
INDIA	1,630,599	1,729,730	6.08	1,758,946	4,011,884	128.08
PAKISTAN	27,270	142,391	422.15	40,028	197,403	393.16
BANGLADESH	2,199,920	1,228,000	-44.18	946,500	858,640	-9.28
IRAN (ISLAMIC REPUBLIC OF)	20,000	24,010	20.05	155,635	31,213	-79.94
SAUDI ARABIA	392,101	393,862	0.45	786,300	1,304,072	65.85
ISRAEL	36,350	0	-100.00	13,965	0	-100.00
KUWAIT	6,492	0	-100.00	22,753	0	-100.00
JORDAN	32,683	22,229	-31.99	10,859	11,215	3.28
LEBANON	0	87,000	-	0	24,550	-
SYRIA ARAB REPUBLIC	101,564	179,820	77.05	39,448	88,659	124.75
UNITED ARAB EMIRATES	97,893	218,654	123.36	109,734	80,884	-26.29
QATAR	0	1,319	-	0	526	-
BAHRAIN	0	11,151	-	0	13,195	-
EGYPT	23,832	140,000	487.45	20,466	49,675	142.72
LIBYAN ARAB JAMAHIRIYA	0	15,195	-	0	3,920	-
MOROCCO	18,767	2,476	-86.81	34,750	9,884	-71.56
BENIN	0	11,453	-	0	6,324	-
SOUTH AFRICA	7,920	28,573	260.77	3,485	15,016	330.88
AUSTRALIA	46,547	81,626	75.36	116,111	167,073	43.89
NEW ZEALAND	1,899	4,210	121.70	10,308	28,306	174.60
EAST TIMOR	340	2,658	681.76	126	842	568.25
UNITED STATES	226,326	258,228	14.10	838,820	1,510,120	80.03
CANADA	141	26,041	18,368.79	464	39,315	8,373.06
MEXICO	3,185	0	-100.00	3,930	0	-100.00
ARGENTINA	1,140	820	-28.07	2,897	3,165	9.25
BRAZIL	23,785	20,320	-14.57	131,227	184,658	40.72
UNITED KINGDOM	4,296	21,060	390.22	9,529	35,185	269.24
NETHERLANDS	176,960	47,813	-72.98	210,926	91,662	-56.54
FRANCE	138,404	13,004	-90.60	899,142	29,259	-96.75
GERMANY, FED. REP. OF	22,630	31,429	38.88	61,317	189,759	209.47
BELGIUM	4,998	7,568	51.42	6,944	32,401	366.60
SWITZERLAND	94	0	-100.00	678	0	-100.00
ITALY	1,023	113	-88.95	3,852	416	-89.20
SPAIN	0	9,000	-	0	750	-
UKRAINE	10,114	0	-100.00	5,792	0	-100.00
RUSSIA FEDERATION	0	1,545	-	0	1,925	-
<b>TEBAKAU</b>	<b>20,161,296</b>	<b>16,261,414</b>	<b>-19.34</b>	<b>58,955,872</b>	<b>41,501,699</b>	<b>-29.61</b>
JAPAN	30,000	84,765	182.55	60,000	515,045	758.41
KOREA, REPUBLIC OF	97,200	21,557	-77.82	68,040	15,988	-76.50
TAIWAN	207,000	49,400	-76.14	4,910	3,490	-28.92
CHINA	413,924	63,371	-84.69	2,294,238	1,007,572	-56.08
SINGAPORE	252,142	163,310	-35.23	1,146,331	276,609	-75.87
PHILIPPINES	949,890	110,880	-88.33	1,862,965	252,648	-86.44
MALAYSIA	2,271,186	643,096	-71.68	9,732,857	612,911	-93.70
CAMBODIA	57,600	9,600	-83.33	8,064	49,920	519.05
VIET NAM	9,999	180,579	1,705.97	10,250	367,810	3,488.39
BANGLADESH	0	19,200	-	0	13,440	-
SRI LANKA	153,869	136,547	-11.26	2,515,198	2,078,200	-17.37
UNITED ARAB EMIRATES	0	54,000	-	0	43,659	-
EGYPT	2,352,914	2,473,835	5.14	4,930,416	6,345,439	28.70
MOROCCO	71,280	166,200	133.16	74,844	242,194	223.60
TUNISIA	119,800	200,000	66.94	322,670	301,500	-6.56
ALGERIA	90,000	273,000	203.33	72,000	358,268	397.59
KENYA	0	86,759	-	0	38,892	-
CAMEROON	34,560	17,280	-50.00	13,133	6,566	-50.00
SENEGAL	40,014	54,000	34.95	62,022	46,440	-25.12
MAURITANIA	20,000	93,460	367.30	75,600	192,939	155.21
GAMBIA	10,000	0	-100.00	24,800	0	-100.00
SOUTH AFRICA	456,771	236,018	-48.33	1,617,152	278,060	-82.81
AUSTRALIA	185,245	187,794	1.38	404,190	313,948	-22.33
EAST TIMOR	0	100	-	0	33	-
UNITED STATES	2,192,833	1,979,300	-9.74	4,014,380	2,740,238	-31.74

TABEL 5. PERKEMBANGAN EKSPOR INDONESIA MENURUT KOMODITI DAN NEGARA TUJUAN

JENIS BARANG	BERAT BERSIH (KG)		PERUB	NILAI FOB (US \$)		PERUB
	JAN-JUN 2009	JAN-JUN 2010	%	JAN-JUN 2009	JAN-JUN 2010	%
	(1)	(2)	(3)	(4)	(5)	(6)
HONDURAS	18,030	25,104	39.23	135,054	229,709	70.09
NICARAGUA	233,319	137,051	-41.26	1,753,928	978,349	-44.22
CHILE	57,600	180,480	213.33	20,160	63,168	213.33
BRAZIL	0	724	-	0	3,582	-
PARAGUAY	120,000	782,800	552.33	165,200	1,057,200	539.95
PUERTO RICO	234,008	144,000	-38.46	573,333	305,648	-46.69
DOMINICAN REPUBLIC	179,933	260,227	44.62	2,660,732	1,586,082	-40.39
EL SALVADOR	9,000	0	-100.00	71,211	0	-100.00
UNITED KINGDOM	39,600	0	-100.00	134,640	0	-100.00
NETHERLANDS	1,123,425	1,290,578	14.88	3,183,565	3,348,017	5.17
FRANCE	567,415	93,343	-83.55	1,449,076	12,480	-99.14
GERMANY, FED. REP. OF	610,510	996,489	63.22	3,507,967	2,650,595	-24.44
AUSTRIA	0	18,000	-	0	12,600	-
BELGIUM	3,960,650	2,596,030	-34.45	10,774,114	10,708,194	-0.61
SWITZERLAND	46,436	18,000	-61.24	201,207	84,980	-57.76
DENMARK	195,963	28,094	-85.66	630,864	111,863	-82.27
SWEDEN	0	40,319	-	0	5,242	-
IRELAND	257,400	217,800	-15.38	846,450	848,232	0.21
ITALY	672,485	218,800	-67.46	1,754,145	564,520	-67.82
SPAIN	58,935	147,494	150.27	491,072	560,968	14.23
GREECE	99,000	0	-100.00	25,800	0	-100.00
POLAND	120,000	99,897	-16.75	194,000	402,018	107.23
BULGARIA	0	39,599	-	0	184,536	-
ARMENIA	0	18,779	-	0	45,495	-
BELARUS	0	19,800	-	0	41,580	-
UKRAINE	171,159	0	-100.00	282,777	0	-100.00
UZBEKISTAN	0	19,200	-	0	12,480	-
LITHUANIA	80,307	0	-100.00	70,268	0	-100.00
LATVIA	0	19,800	-	0	7,920	-
RUSSIA FEDERATION	1,289,894	1,544,955	19.77	716,249	1,574,432	119.82
<b>BIJI COKLAT</b>	<b>172,197,000</b>	<b>184,760,934</b>	<b>7.30</b>	<b>387,635,432</b>	<b>518,815,219</b>	<b>33.84</b>
JAPAN	310,000	130,000	-58.06	792,339	431,113	-45.59
KOREA, REPUBLIC OF	0	230	-	0	1,078	-
CHINA	4,978,581	7,358,624	47.81	10,819,549	21,189,395	95.84
THAILAND	3,447,462	2,999,500	-12.99	7,711,953	8,629,917	11.90
SINGAPORE	27,316,960	20,310,853	-25.65	62,074,159	60,582,362	-2.40
MALAYSIA	78,245,273	95,181,913	21.65	177,779,948	262,998,058	47.93
INDIA	1,000,000	2,560,510	156.05	2,078,460	6,948,982	234.33
SRI LANKA	0	105,000	-	0	349,150	-
SUDAN	75,000	0	-100.00	180,450	0	-100.00
MAURITIUS	3,000,000	0	-100.00	6,450,000	0	-100.00
AUSTRALIA	0	190	-	0	1,503	-
NEW ZEALAND	0	146	-	0	684	-
SAMOA	3,600	0	-100.00	9,720	0	-100.00
UNITED STATES	44,344,188	37,524,756	-15.38	98,154,037	104,825,018	6.80
CANADA	0	1,500,000	-	0	4,681,861	-
MEXICO	0	899,997	-	0	2,524,436	-
BRAZIL	5,967,323	9,500,000	59.20	13,189,394	25,976,069	96.95
COSTA RICA	16,000	0	-100.00	14,310	0	-100.00
NETHERLANDS	1,474,488	262,501	-82.20	3,399,120	796,589	-76.56
GERMANY, FED. REP. OF	1,780,625	5,641,514	216.83	4,398,030	16,267,310	269.88
BELGIUM	12,500	610,000	4,780.00	50,938	2,098,884	4,020.47
SWITZERLAND	200,000	0	-100.00	473,800	0	-100.00
ITALY	25,000	75,000	200.00	59,225	211,500	257.11
SPAIN	0	100,000	-	0	300,122	-
CZECH REPUBLIC	0	200	-	0	1,188	-
<b>-IKAN TONGKOL/TUNA</b>	<b>37,462,783</b>	<b>33,933,319</b>	<b>-9.42</b>	<b>79,671,260</b>	<b>86,909,617</b>	<b>9.09</b>
JAPAN	10,571,185	15,298,803	44.72	40,554,924	50,360,928	24.18
HONG KONG	751,748	131,102	-82.56	1,160,504	227,742	-80.38
KOREA, REPUBLIC OF	557,525	331,162	-40.60	1,014,813	718,639	-29.19
TAIWAN	1,953,798	2,376,155	21.62	2,894,915	1,738,938	-39.93
CHINA	3,053,818	784,249	-74.32	1,739,509	824,202	-52.62
THAILAND	10,705,308	6,209,876	-41.99	8,062,072	4,954,203	-38.55
SINGAPORE	922,872	768,673	-16.71	2,011,337	2,208,414	9.80
PHILIPPINES	43,985	181,562	312.78	37,744	147,197	289.99
MALAYSIA	431,922	146,394	-66.11	544,601	303,122	-44.34
VIET NAM	2,807,104	1,292,515	-53.96	3,853,691	3,347,856	-13.13
SRI LANKA	118,369	223,425	88.75	117,945	299,512	153.94
IRAN (ISLAMIC REPUBLIC OF)	215,322	483,731	124.65	253,573	641,933	153.16
SAUDI ARABIA	0	360,338	-	0	1,030,200	-
ISRAEL	200,627	228,234	13.76	270,705	492,224	81.83
KUWAIT	2,039	30,992	1,419.96	9,370	98,890	955.39
JORDAN	900	106,572	11,741.33	10,530	319,930	2,938.27
LEBANON	14,342	13,044	-9.05	52,787	185,350	251.13
YEMEN	0	666,992	-	0	2,232,441	-
UNITED ARAB EMIRATES	52,123	114,731	120.12	188,709	406,506	115.41

TABEL 5. PERKEMBANGAN EKSPOR INDONESIA MENURUT KOMODITI DAN NEGARA TUJUAN

JENIS BARANG	BERAT BERSIH (KG)		PERUB	NILAI FOB (US \$)		PERUB
	JAN-JUN 2009	JAN-JUN 2010	%	JAN-JUN 2009	JAN-JUN 2010	%
	(1)	(2)	(3)	(4)	(5)	(6)
QATAR	0	480	-	0	2,400	-
BAHRAIN	0	600	-	0	6,000	-
EGYPT	844,000	696,000	-17.54	704,022	504,885	-28.29
LIBYAN ARAB JAMAHIRIYA	315,000	0	-100.00	1,248,930	0	-100.00
TUNISIA	266,127	0	-100.00	284,279	0	-100.00
SOUTH AFRICA	7	0	-100.00	10	0	-100.00
MAURITIUS	54,051	54,000	-0.09	103,459	65,880	-36.32
AUSTRALIA	69,285	78,565	13.39	138,276	403,909	192.10
NEW ZEALAND	50,943	14,901	-70.75	86,028	32,782	-61.89
EAST TIMOR	3,588	0	-100.00	6,341	0	-100.00
UNITED STATES	2,900,940	2,369,596	-18.32	12,837,684	11,640,944	-9.32
CANADA	20,361	0	-100.00	43,122	0	-100.00
MEXICO	550	328,390	59,607.27	4,680	1,900,085	40,500.11
PANAMA	28,000	0	-100.00	20,200	0	-100.00
PERU	51,405	0	-100.00	75,016	0	-100.00
PUERTO RICO	14,257	0	-100.00	77,421	0	-100.00
DOMINICAN REPUBLIC	22,803	0	-100.00	25,083	0	-100.00
UNITED KINGDOM	42,600	29,915	-29.78	301,642	163,545	-45.78
NETHERLANDS	62,706	17,062	-72.79	102,495	51,183	-50.06
FRANCE	8,857	202,477	2,186.07	30,011	487,792	1,525.38
GERMANY, FED. REP. OF	40,360	1,012	-97.49	63,132	3,037	-95.19
AUSTRIA	24,220	49,299	103.55	24,220	45,800	89.10
BELGIUM	71,519	72,400	1.23	335,045	237,728	-29.05
SWITZERLAND	1,210	0	-100.00	5,738	0	-100.00
FINLAND	30,239	15,120	-50.00	89,820	45,360	-49.50
ITALY	19,999	69,436	247.20	27,000	244,316	804.87
SPAIN	0	75,000	-	0	136,875	-
UKRAINE	318	1,000	214.47	1,620	5,900	264.20
SLOVENIA	24,630	0	-100.00	24,630	0	-100.00
RUSSIA FEDERATION	91,821	109,516	19.27	233,627	392,969	68.20
<b>-UBUR-UBUR</b>	<b>2,454,662</b>	<b>4,014,029</b>	<b>63.53</b>	<b>4,560,720</b>	<b>5,936,014</b>	<b>30.16</b>
JAPAN	816,408	516,642	-36.72	1,681,781	1,325,116	-21.21
HONG KONG	78,153	63,489	-18.76	247,624	193,366	-21.91
KOREA, REPUBLIC OF	376,773	362,739	-3.72	635,994	528,679	-16.87
TAIWAN	411,919	415,731	0.93	589,711	640,367	8.59
CHINA	90,809	50	-99.94	102,213	165	-99.84
MACAU	0	101	-	0	1,500	-
THAILAND	578	647	11.94	2,198	3,292	49.77
SINGAPORE	12,581	24,896	97.89	32,261	72,367	124.32
MALAYSIA	39,530	57,447	45.33	38,355	59,674	55.58
VIET NAM	144,669	1,859,875	1,185.61	151,974	1,386,552	812.36
INDIA	0	145	-	0	10	-
IRAN (ISLAMIC REPUBLIC OF)	10	357	3,470.00	103	509	394.17
SAUDI ARABIA	8,500	8,500	0.00	2,848	4,250	49.23
ISRAEL	862	1,260	46.17	480	1,380	187.50
KUWAIT	0	98	-	0	28	-
JORDAN	0	88	-	0	204	-
SYRIA ARAB REPUBLIC	0	101	-	0	223	-
TURKEY	0	1,159	-	0	3,444	-
UNITED ARAB EMIRATES	1,165	1,946	67.04	2,245	4,103	82.76
SOUTH AFRICA	59,771	111,391	86.36	200,598	342,518	70.75
MAURITIUS	120	0	-100.00	602	0	-100.00
AUSTRALIA	3,749	4,452	18.75	14,592	18,930	29.73
NEW ZEALAND	180	492	173.33	283	1,184	318.37
UNITED STATES	123,659	209,815	69.67	289,530	589,603	103.64
CANADA	154,419	211,847	37.19	387,214	442,759	14.34
MEXICO	0	9,600	-	0	30,000	-
ARGENTINA	97	60	-38.14	800	525	-34.38
BRAZIL	0	120	-	0	272	-
UNITED KINGDOM	17,952	23,167	29.05	10,799	50,453	367.20
NETHERLANDS	11,291	14,923	32.17	11,063	31,891	188.27
FRANCE	29,585	48,892	65.26	34,669	54,018	55.81
GERMANY, FED. REP. OF	24,225	31,560	30.28	23,259	81,795	251.67
AUSTRIA	740	273	-63.11	2,462	409	-83.39
BELGIUM	25,980	1,363	-94.75	49,819	995	-98.00
SWITZERLAND	408	2,451	500.74	812	2,991	268.35
DENMARK	107	778	627.10	263	1,421	440.30
NORWAY	0	1,832	-	0	3,300	-
SWEDEN	249	663	166.27	432	2,045	373.38
FINLAND	104	160	53.85	159	343	115.72
IRELAND	0	1,411	-	0	3,248	-
ITALY	14,982	4,820	-67.83	40,979	13,669	-66.64
SPAIN	10	1,043	10,330.00	90	3,544	3,837.78
GREECE	1,080	3,969	267.50	1,260	8,179	549.13
HUNGARY	93	242	160.22	45	424	842.22
POLAND	1,204	3,386	181.23	1,040	5,280	407.69
ROMANIA	0	34	-	0	287	-

TABEL 5. PERKEMBANGAN EKSPOR INDONESIA MENURUT KOMODITI DAN NEGARA TUJUAN

JENIS BARANG	BERAT BERSIH (KG)		PERUB	NILAI FOB (US \$)		PERUB
	JAN-JUN 2009	JAN-JUN 2010	%	JAN-JUN 2009	JAN-JUN 2010	%
(1)	(2)	(3)	(4)	(5)	(6)	(7)
BULGARIA	114	166	45.61	488	476	-2.46
UKRAINE	0	317	-	0	587	-
LITHUANIA	0	3,945	-	0	13,620	-
CROATIA	0	208	-	0	111	-
CZECH REPUBLIC	1,852	1,904	2.81	1,245	2,709	117.59
REP. OF MACEDONIA	0	4	-	0	22	-
RUSSIA FEDERATION	734	3,470	372.75	430	3,177	638.84
<b>-KEPITING, KERANG-KERANGAN</b>	<b>22,645,856</b>	<b>31,410,124</b>	<b>38.70</b>	<b>62,803,164</b>	<b>87,901,700</b>	<b>39.96</b>
JAPAN	585,622	880,109	50.29	2,309,716	3,719,451	61.03
HONG KONG	915,153	1,909,588	108.66	2,328,217	4,980,092	113.90
KOREA, REPUBLIC OF	1,075,531	1,345,819	25.13	3,202,458	3,473,718	8.47
TAIWAN	2,615,992	2,999,445	14.66	4,477,168	3,744,522	-16.36
CHINA	4,119,600	3,667,035	-10.99	2,879,211	3,156,233	9.62
MACAU	8,498	6,574	-22.64	8,802	7,266	-17.45
THAILAND	613,373	3,109,646	406.97	403,106	2,103,577	421.84
SINGAPORE	1,362,046	1,514,573	11.20	3,677,795	3,428,670	-6.77
PHILIPPINES	6,876	54,564	693.54	39,116	186,144	375.88
MALAYSIA	1,502,310	1,921,296	27.89	1,937,764	1,833,145	-5.40
VIET NAM	1,214,458	3,915,700	222.42	1,045,777	4,057,115	287.95
INDIA	154,347	128,732	-16.60	178,954	180,724	0.99
SRI LANKA	92,500	0	-100.00	12,950	0	-100.00
IRAN (ISLAMIC REPUBLIC OF)	0	31	-	0	329	-
SAUDI ARABIA	0	2	-	0	2	-
ISRAEL	0	406	-	0	956	-
KUWAIT	0	24	-	0	580	-
LEBANON	33,651	78,230	132.47	114,528	208,613	82.15
TURKEY	137,377	119,088	-13.31	224,097	190,840	-14.84
UNITED ARAB EMIRATES	0	360	-	0	2,464	-
CYPRUS	164,414	56,452	-65.66	457,642	143,651	-68.61
EGYPT	51,465	0	-100.00	78,838	0	-100.00
TUNISIA	0	25,050	-	0	52,508	-
SOUTH AFRICA	9,083	8	-99.91	12,070	113	-99.06
MAURITIUS	138,947	183,516	32.08	297,297	424,168	42.67
AUSTRALIA	202,898	165,949	-18.21	732,872	716,444	-2.24
AMERICAN SAMOA	0	290	-	0	234	-
UNITED STATES	3,143,409	3,366,841	7.11	25,980,177	38,554,970	48.40
CANADA	155,519	147,436	-5.20	681,619	859,553	26.10
MEXICO	207,701	35,671	-82.83	384,354	52,037	-86.46
HONDURAS	10,886	0	-100.00	23,400	0	-100.00
PANAMA	80,238	0	-100.00	277,445	0	-100.00
URUGUAY	27,976	26,000	-7.06	12,589	26,000	106.53
PUERTO RICO	409,004	171,214	-58.14	1,439,640	565,515	-60.72
DOMINICAN REPUBLIC	0	12,285	-	0	44,478	-
MARTINIQUE	8,140	39,810	389.07	13,884	109,322	687.40
GUADELOUPE	0	77,586	-	0	150,912	-
UNITED KINGDOM	18,860	26,029	38.01	163,701	227,727	39.11
NETHERLANDS	67,172	96,169	43.17	476,988	364,292	-23.63
FRANCE	43,178	146,666	239.68	124,327	344,307	176.94
GERMANY, FED. REP. OF	112,125	84,161	-24.94	287,571	362,405	26.02
AUSTRIA	0	2,392	-	0	10,148	-
BELGIUM	85,548	92,613	8.26	344,553	453,916	31.74
SWITZERLAND	4,796	2,440	-49.12	12,829	10,751	-16.20
LUXEMBOURG	0	360	-	0	505	-
DENMARK	0	1,730	-	0	4,911	-
NORWAY	0	2,412	-	0	1,218	-
SWEDEN	0	2,205	-	0	974	-
ITALY	2,886,482	4,246,027	47.10	7,181,949	11,019,722	53.44
SPAIN	48,110	116,836	142.85	109,970	336,242	205.76
PORTUGAL	210,573	329,636	56.54	486,599	702,209	44.31
GREECE	0	91,929	-	0	281,627	-
HUNGARY	0	17	-	0	217	-
POLAND	0	2,677	-	0	1,975	-
ALBANIA	15,680	58,637	273.96	66,055	168,380	154.91
UKRAINE	0	4,073	-	0	30,943	-
CROATIA	73,549	76,675	4.25	227,724	182,282	-19.95
MALTA	32,769	0	-100.00	89,412	0	-100.00
RUSSIA FEDERATION	0	67,110	-	0	422,603	-
<b>-BEKICOT</b>	<b>1,381,181</b>	<b>1,178,979</b>	<b>-14.64</b>	<b>3,700,316</b>	<b>3,159,269</b>	<b>-14.62</b>
JAPAN	0	175	-	0	970	-
HONG KONG	350,652	217,185	-38.06	1,786,175	1,327,480	-25.68
KOREA, REPUBLIC OF	24,810	14,975	-39.64	67,780	48,923	-27.82
TAIWAN	565,998	453,245	-19.92	671,138	593,696	-11.54
CHINA	3,500	288	-91.77	3,500	588	-83.20
MACAU	1,290	0	-100.00	1,290	0	-100.00
THAILAND	8,697	78,589	803.63	6,539	51,264	683.97
SINGAPORE	92,626	101,114	9.16	219,698	237,614	8.15

TABEL 5. PERKEMBANGAN EKSPOR INDONESIA MENURUT KOMODITI DAN NEGARA TUJUAN

JENIS BARANG	BERAT BERSIH (KG)		PERUB	NILAI FOB (US \$)		PERUB
	JAN-JUN 2009	JAN-JUN 2010	%	JAN-JUN 2009	JAN-JUN 2010	%
(1)	(2)	(3)	(4)	(5)	(6)	(7)
MALAYSIA	38,669	31,040	-19.73	25,679	25,581	-0.38
VIET NAM	0	22	-	0	19	-
TURKEY	0	163	-	0	262	-
UNITED ARAB EMIRATES	0	30	-	0	83	-
SOUTH AFRICA	54,932	61,403	11.78	165,850	192,800	16.25
AUSTRALIA	42	0	-100.00	127	0	-100.00
UNITED STATES	14,225	41,043	188.53	44,677	110,387	147.08
CANADA	130,744	53,086	-59.40	360,413	144,806	-59.82
UNITED KINGDOM	0	647	-	0	1,643	-
NETHERLANDS	0	15	-	0	6	-
FRANCE	94,996	114,784	20.83	347,450	398,949	14.82
GERMANY, FED. REP. OF	0	40	-	0	120	-
BELGIUM	0	10,763	-	0	22,705	-
NORWAY	0	106	-	0	304	-
GREECE	0	96	-	0	192	-
HUNGARY	0	75	-	0	344	-
POLAND	0	32	-	0	88	-
UKRAINE	0	13	-	0	328	-
RUSSIA FEDERATION	0	50	-	0	117	-
<b>-IKAN LAINNYA</b>	<b>141,952,005</b>	<b>249,278,951</b>	<b>75.61</b>	<b>158,321,833</b>	<b>220,562,580</b>	<b>39.31</b>
JAPAN	8,809,183	9,254,418	5.05	23,342,958	19,416,804	-16.82
HONG KONG	5,105,196	6,158,714	20.64	20,970,492	32,217,079	53.63
KOREA, REPUBLIC OF	5,267,219	7,174,171	36.20	7,002,072	6,126,313	-12.51
TAIWAN	4,375,609	9,417,179	115.22	6,673,825	9,956,728	49.19
CHINA	51,696,793	57,300,486	10.84	20,051,428	22,388,419	11.65
MACAU	1,879	1,528	-18.68	3,307	8,008	142.15
THAILAND	13,605,858	97,791,995	618.75	8,719,753	40,446,448	363.85
SINGAPORE	14,349,522	15,594,008	8.67	20,361,822	20,364,152	0.01
PHILIPPINES	633,739	236,732	-62.65	1,119,236	1,432,387	27.98
MALAYSIA	17,255,642	18,590,990	7.74	16,490,106	18,542,041	12.44
CAMBODIA	461	242	-47.51	3,132	3,150	0.57
BRUNEI DARUSSALAM	15,658	31,727	102.62	43,531	89,253	105.03
VIET NAM	9,320,969	13,600,204	45.91	8,051,175	14,647,149	81.93
INDIA	0	30,435	-	0	142,875	-
PAKISTAN	286	11,999	4,095.45	1,266	71,546	5,551.34
BANGLADESH	15,610	0	-100.00	4,671	0	-100.00
SRI LANKA	519,158	652,899	25.76	845,812	1,000,102	18.24
IRAN (ISLAMIC REPUBLIC OF)	176,247	732,676	315.71	190,895	1,215,620	536.80
SAUDI ARABIA	127,619	98,891	-22.51	101,533	151,855	49.56
ISRAEL	320,156	389,191	21.56	750,633	991,910	32.14
KUWAIT	1,580	11,756	644.05	8,560	11,848	38.41
JORDAN	3,318	3,453	4.07	9,379	8,708	-7.15
LEBANON	1,442	1,359	-5.76	867	4,914	466.78
SYRIA ARAB REPUBLIC	10,574	8,120	-23.21	23,459	22,221	-5.28
TURKEY	479	2,644	451.98	3,112	6,505	109.03
UNITED ARAB EMIRATES	136,854	333,963	144.03	274,625	729,646	165.69
QATAR	153	155	1.31	2,283	12,906	465.31
BAHRAIN	56	86	53.57	554	1,170	111.19
CYPRUS	881	1,550	75.94	1,645	3,797	130.82
EGYPT	965,042	484,759	-49.77	735,089	316,739	-56.91
MOROCCO	160	0	-100.00	320	0	-100.00
TUNISIA	482,392	184,079	-61.84	510,766	221,705	-56.59
ALGERIA	72,726	90,661	24.66	86,065	217,086	152.23
NAMIBIA	296,020	250,997	-15.21	327,406	328,344	0.29
TANZANIA, UNITED REPUBLIC OF	0	36,000	-	0	34,560	-
KENYA	40	0	-100.00	683	0	-100.00
REUNION	26,239	36,000	37.20	112,354	164,280	46.22
MOZAMBIQUE	531,177	760,090	43.10	675,804	1,075,883	59.20
TOGO	0	15,500	-	0	21,380	-
GHANA	255,446	263,500	3.15	276,330	364,360	31.86
ANGOLA	138,098	54,000	-60.90	141,000	129,600	-8.09
CONGO	0	181,210	-	0	403,008	-
SIERRA LEONE	21,000	0	-100.00	19,000	0	-100.00
BENIN	0	15,500	-	0	21,380	-
GAMBIA	0	180,000	-	0	432,000	-
SOUTH AFRICA	8,281	134,201	1,520.59	14,065	187,963	1,236.39
MAURITIUS	334,113	266,125	-20.35	563,141	498,958	-11.40
AUSTRALIA	774,824	745,618	-3.77	1,661,727	1,561,762	-6.02
NEW ZEALAND	52,978	52,345	-1.19	94,530	84,745	-10.35
MICRONESIA, FEDERATED STATI	803	0	-100.00	1,260	0	-100.00
GUAM	61,998	54,000	-12.90	115,200	70,740	-38.59
AMERICAN SAMOA	199,578	120,834	-39.46	174,878	82,602	-52.77
FIJI	89,878	52,688	-41.38	90,667	61,501	-32.17
KIRIBATI	0	1,501	-	0	3,220	-
SAMOA	333,830	147,605	-55.78	331,870	158,754	-52.16
SOLOMON ISLANDS	0	18,594	-	0	19,693	-
EAST TIMOR	0	18,766	-	0	24,790	-

TABEL 5. PERKEMBANGAN EKSPOR INDONESIA MENURUT KOMODITI DAN NEGARA TUJUAN

JENIS BARANG	BERAT BERSIH (KG)		PERUB	NILAI FOB (US \$)		PERUB
	JAN-JUN 2009	JAN-JUN 2010	%	JAN-JUN 2009	JAN-JUN 2010	%
	(1)	(2)	(3)	(4)	(5)	(6)
UNITED STATES	2,042,054	2,703,304	32.38	7,164,457	12,678,052	76.96
CANADA	61,843	68,226	10.32	270,086	153,667	-43.10
MEXICO	396,824	38,173	-90.38	2,204,518	268,363	-87.83
GUATEMALA	64,580	80,276	24.30	96,443	124,085	28.66
PANAMA	239,263	130,593	-45.42	304,995	144,476	-52.63
SURINAME	24,080	324,000	1,245.51	6,598	249,804	3,686.06
VENEZUELA	152	130	-14.47	719	337	-53.13
ARGENTINA	1,361	234	-82.81	5,843	2,757	-52.82
BRAZIL	295	321	8.81	198	259	30.81
COLOMBIA	0	25,081	-	0	43,071	-
URUGUAY	128,676	26,000	-79.79	139,029	28,080	-79.80
PARAGUAY	0	40	-	0	1,327	-
PERU	25,522	582	-97.72	33,966	1,375	-95.95
TRINIDAD AND TOBAGO	81,000	182,000	124.69	92,100	166,080	80.33
PUERTO RICO	168,004	119,152	-29.08	823,821	516,553	-37.30
DOMINICAN REPUBLIC	164,553	122,369	-25.64	457,726	364,340	-20.40
EL SALVADOR	0	25,999	-	0	15,730	-
FRENCH POLYNESIA	84,000	102,729	22.30	57,120	50,695	-11.25
MARTINIQUE	8,138	32,413	298.29	13,881	93,855	576.14
GUADELOUPE	0	14,529	-	0	26,248	-
UNITED KINGDOM	323,674	175,880	-45.66	748,444	477,196	-36.24
NETHERLANDS	380,309	229,085	-39.76	748,518	471,325	-37.03
FRANCE	277,151	357,865	29.12	641,053	897,593	40.02
GERMANY, FED. REP. OF	96,036	39,813	-58.54	803,146	271,064	-66.25
AUSTRIA	17,681	6,663	-62.32	61,291	39,931	-34.85
BELGIUM	162,525	312,775	92.45	392,737	590,643	50.39
SWITZERLAND	13,742	6,192	-54.94	88,732	42,994	-51.55
DENMARK	14,987	17,340	15.70	38,636	60,015	55.33
NORWAY	4,656	3,692	-20.70	5,429	8,544	57.38
SWEDEN	5,846	5,344	-8.59	70,563	60,704	-13.97
FINLAND	181	257	41.99	266	1,460	448.87
IRELAND	505	2,231	341.78	1,280	8,189	539.77
ITALY	199,802	260,021	30.14	624,148	808,512	29.54
SPAIN	19,437	150,331	673.43	70,485	269,463	282.30
PORTUGAL	2,277	100,055	4,294.16	5,476	194,347	3,449.07
MONTSERRAT	0	11,265	-	0	12,081	-
GREECE	18,688	54,772	193.09	36,538	131,124	258.87
DEMOCRATIC REPUBLIC OF THE	62,000	523,188	743.85	78,000	1,190,062	1,425.72
HUNGARY	2,238	2,631	17.56	4,802	10,975	128.55
POLAND	17,646	12,851	-27.17	117,188	124,994	6.66
ROMANIA	2,621	1,250	-52.31	2,796	4,168	49.07
BULGARIA	10	171	1,610.00	55	575	945.45
YUGOSLAVIA	301	0	-100.00	166	0	-100.00
ARMENIA	0	13	-	0	96	-
KAZAKHSTAN	0	465	-	0	3,595	-
UKRAINE	253,304	127,389	-49.71	335,383	101,553	-69.72
LITHUANIA	382	215	-43.72	647	344	-46.83
CROATIA	0	74	-	0	40	-
MALTA	380	20	-94.74	1,596	564	-64.66
SLOVAKIA	770	0	-100.00	4,540	0	-100.00
SLOVENIA	0	32	-	0	198	-
CZECH REPUBLIC	11,641	12,054	3.55	95,409	156,868	64.42
REP. OF MACEDONIA	0	118	-	0	623	-
RUSSIA FEDERATION	176,106	1,272,604	622.64	688,723	3,194,979	363.90
<b>-BIJI BUNGA</b>	<b>28,878</b>	<b>55,895</b>	<b>93.56</b>	<b>1,108,696</b>	<b>1,169,014</b>	<b>5.44</b>
SINGAPORE	44	9,317	21,075.00	109,288	198,909	82.00
MALAYSIA	2,664	740	-72.22	1,714	456	-73.40
VIET NAM	0	6,020	-	0	1,250	-
INDIA	25,810	39,257	52.10	41,167	64,952	57.78
AUSTRALIA	0	23	-	0	47	-
EAST TIMOR	0	20	-	0	18	-
UNITED KINGDOM	60	16	-73.33	237,766	47,107	-80.19
NETHERLANDS	245	328	33.88	661,677	812,559	22.80
FRANCE	45	167	271.11	12,400	11,275	-9.07
DENMARK	10	7	-30.00	44,684	32,441	-27.40
<b>-BIJI KAPAS</b>	<b>416,420</b>	<b>991,940</b>	<b>138.21</b>	<b>94,762</b>	<b>239,021</b>	<b>152.23</b>
JAPAN	100,000	250,000	150.00	14,410	52,885	267.00
TAIWAN	316,420	724,940	129.11	80,352	179,605	123.52
MALAYSIA	0	17,000	-	0	6,531	-
<b>-BIJI LAINNYA</b>	<b>42,218,822</b>	<b>86,771,780</b>	<b>105.53</b>	<b>6,463,389</b>	<b>10,736,823</b>	<b>66.12</b>
JAPAN	9,223,862	11,092,271	20.26	460,752	669,715	45.35
HONG KONG	494,091	515,548	4.34	650,331	653,494	0.49
KOREA, REPUBLIC OF	110,463	602,629	445.55	95,512	421,525	341.33
TAIWAN	29,795	859,969	2,786.29	29,564	694,302	2,248.47
CHINA	837,011	858,429	2.56	1,141,274	1,331,440	16.66

TABEL 5. PERKEMBANGAN EKSPOR INDONESIA MENURUT KOMODITI DAN NEGARA TUJUAN

JENIS BARANG	BERAT BERSIH (KG)		PERUB	NILAI FOB (US \$)		PERUB
	JAN-JUN 2009	JAN-JUN 2010	%	JAN-JUN 2009	JAN-JUN 2010	%
(1)	(2)	(3)	(4)	(5)	(6)	(7)
THAILAND	2,310,708	169,142	-92.68	526,805	510,957	-3.01
SINGAPORE	295,418	439,411	48.74	249,667	308,127	23.42
PHILIPPINES	100,644	181,655	80.49	121,018	219,971	81.77
MALAYSIA	879,361	760,369	-13.53	900,517	1,017,817	13.03
BRUNEI DARUSSALAM	9,050	85	-99.06	19,540	7,137	-63.47
VIET NAM	1,328	571,155	42,908.66	129,240	883,968	583.97
INDIA	41,875	203,271	385.42	264,186	588,523	122.77
PAKISTAN	867	16,340	1,784.66	1,363	12,974	851.87
SAUDI ARABIA	1,530	14,446	844.18	1,877	6,215	231.11
TURKEY	0	71,712	-	0	38,007	-
CAMEROON	1,641	1,964	19.68	42,337	85,519	102.00
NIGERIA	279	186	-33.33	67,500	100	-99.85
COTE D'IVOIRE	360	190	-47.22	93,750	5,400	-94.24
AUSTRALIA	31,527	28,673	-9.05	73,323	73,616	0.40
NEW ZEALAND	0	152	-	0	171	-
EAST TIMOR	62,964	98,624	56.64	50,348	70,513	40.05
UNITED STATES	18,455	34,048	84.49	2,773	9,322	236.17
COLOMBIA	2,400	0	-100.00	240,000	0	-100.00
UNITED KINGDOM	7,200	0	-100.00	20,757	0	-100.00
NETHERLANDS	2,934	4,212	43.56	9,145	5,313	-41.90
FRANCE	490	0	-100.00	354	0	-100.00
GERMANY, FED. REP. OF	1	0	-100.00	4	0	-100.00
ITALY	27,754,478	70,247,299	153.10	1,248,952	3,122,697	150.03
DEMOCRATIC REPUBLIC OF THE	90	0	-100.00	22,500	0	-100.00
<b>BULU BEBEK</b>	<b>93,560</b>	<b>162,557</b>	<b>73.75</b>	<b>68,542</b>	<b>145,353</b>	<b>112.06</b>
TAIWAN	93,560	48,061	-48.63	68,542	35,150	-48.72
VIET NAM	0	114,496	-	0	110,203	-
<b>DAMAR DAN GETAH DAMAR</b>	<b>22,083,739</b>	<b>21,010,160</b>	<b>-4.86</b>	<b>18,397,358</b>	<b>22,309,809</b>	<b>21.27</b>
JAPAN	186,000	475,200	155.48	152,400	503,460	230.35
KOREA, REPUBLIC OF	1,325,800	998,399	-24.69	1,068,864	1,073,664	0.45
TAIWAN	1,822,489	1,879,196	3.11	1,466,648	1,928,947	31.52
CHINA	576,000	460,800	-20.00	500,160	467,712	-6.49
THAILAND	162,665	192,138	18.12	136,630	200,474	46.73
SINGAPORE	29,062	38,400	32.13	59,114	59,904	53.15
PHILIPPINES	230,400	268,800	16.67	186,720	283,326	51.74
MALAYSIA	131,120	251,500	91.81	109,775	339,049	208.86
VIET NAM	0	19,200	-	0	21,120	-
INDIA	7,208,101	6,428,056	-10.82	5,942,391	6,878,950	15.76
PAKISTAN	2,551,520	881,500	-65.45	2,039,520	907,793	-55.49
BANGLADESH	787,200	288,000	-63.41	637,440	274,560	-56.93
SRI LANKA	0	19,200	-	0	32,640	-
IRAN (ISLAMIC REPUBLIC OF)	0	38,400	-	0	42,240	-
KUWAIT	5,000	0	-100.00	5,091	0	-100.00
JORDAN	80,000	15,600	-80.50	79,737	23,851	-70.09
SYRIA ARAB REPUBLIC	0	16,000	-	0	25,229	-
TURKEY	345,600	537,599	55.56	278,592	542,299	94.66
UNITED ARAB EMIRATES	20,782	19,200	-7.61	19,120	23,232	21.51
MOROCCO	19,200	0	-100.00	15,744	0	-100.00
NIGERIA	115,200	0	-100.00	92,160	0	-100.00
AUSTRALIA	51,200	19,221	-62.46	51,394	23,270	-54.72
NEW ZEALAND	38,400	62,400	62.50	30,720	66,096	115.16
UNITED STATES	0	655,360	-	0	735,616	-
MEXICO	40,000	79,200	98.00	47,000	135,480	188.26
VENEZUELA	0	19,200	-	0	17,280	-
COLOMBIA	38,400	0	-100.00	30,720	0	-100.00
ECUADOR	57,600	19,200	-66.67	46,080	23,232	-49.58
NETHERLANDS	1,341,600	1,516,799	13.06	1,195,200	1,477,536	23.62
FRANCE	711,200	1,287,996	81.10	583,992	1,424,960	144.00
GERMANY, FED. REP. OF	2,152,000	1,259,599	-41.47	1,982,954	1,422,510	-28.26
BELGIUM	365,600	1,113,598	204.59	303,480	1,142,208	276.37
FINLAND	115,200	76,800	-33.33	92,160	90,624	-1.67
ITALY	1,192,400	902,400	-24.32	953,184	909,544	-4.58
SPAIN	307,200	576,000	87.50	247,680	597,600	141.28
PORTUGAL	0	326,400	-	0	337,920	-
GREECE	0	76,800	-	0	86,592	-
POLAND	57,600	191,999	233.33	46,080	190,891	314.26
ROMANIA	19,200	0	-100.00	16,608	0	-100.00
<b>KOPAL DAN LAIN-LAIN</b>	<b>14,108,871</b>	<b>13,216,645</b>	<b>-6.32</b>	<b>10,161,504</b>	<b>10,239,535</b>	<b>0.77</b>
JAPAN	196,113	1,081	-99.45	362,610	2,106	-99.42
HONG KONG	58,975	15,002	-74.56	79,424	60,955	-23.25
KOREA, REPUBLIC OF	44,500	49,998	12.36	102,497	82,992	-19.03
TAIWAN	132,837	238,178	79.30	185,220	149,179	-19.46
CHINA	325,607	484,428	48.78	834,986	721,854	-13.55
THAILAND	107,279	187,863	75.12	192,888	252,095	30.70
SINGAPORE	697,364	742,328	6.45	1,178,551	1,310,600	11.20

TABEL 5. PERKEMBANGAN EKSPOR INDONESIA MENURUT KOMODITI DAN NEGARA TUJUAN

JENIS BARANG	BERAT BERSIH (KG)		PERUB	NILAI FOB (US \$)		PERUB
	JAN-JUN 2009	JAN-JUN 2010	%	JAN-JUN 2009	JAN-JUN 2010	%
	(1)	(2)	(3)	(4)	(5)	(6)
PHILIPPINES	50,084	286,202	471.44	70,810	94,863	33.97
MALAYSIA	297,790	982,759	230.02	402,997	577,964	43.42
NEPAL	36,000	0	-100.00	5,200	0	-100.00
VIET NAM	252,922	286,515	13.28	298,978	305,303	2.12
INDIA	7,709,644	5,476,650	-28.96	3,530,470	2,865,103	-18.85
PAKISTAN	778,309	614,011	-21.11	447,249	401,826	-10.16
BANGLADESH	1,496,350	1,575,935	5.32	507,045	606,477	19.61
SRI LANKA	419,836	428,710	2.11	122,496	160,126	30.72
IRAQ	0	50,000	-	0	24,000	-
SAUDI ARABIA	365,062	365,868	0.22	248,486	264,935	6.62
ISRAEL	15,000	0	-100.00	17,921	0	-100.00
KUWAIT	0	15,000	-	0	10,980	-
YEMEN	19,979	19,980	0.01	14,484	9,990	-31.03
SYRIA ARAB REPUBLIC	33,279	119,193	258.16	45,136	72,781	61.25
UNITED ARAB EMIRATES	276,039	273,281	-1.00	235,531	125,419	-46.75
BAHRAIN	200	990	395.00	10,000	2,688	-73.12
EGYPT	123,600	213,456	72.70	218,379	330,814	51.49
LIBYAN ARAB JAMAHIRIYA	20,000	85,250	326.25	14,100	40,528	187.43
TUNISIA	62,000	19,999	-67.74	42,172	26,197	-37.88
SUDAN	78,999	21,000	-73.42	45,870	9,450	-79.40
ETHIOPIA	0	21,000	-	0	9,975	-
REUNION	0	216	-	0	256	-
SEYCHELLES	0	2,869	-	0	1,161	-
NIGER	20,800	0	-100.00	14,560	0	-100.00
DJIBOUTI	0	40,800	-	0	33,420	-
SOUTH AFRICA	116	18,591	15,926.72	111	13,218	11,808.11
AUSTRALIA	0	267	-	0	2,491	-
NEW ZEALAND	0	550	-	0	3,575	-
NEW CALEDONIA	29	21	-27.59	24	27	12.50
VANUATU	249	0	-100.00	337	0	-100.00
FIJI	475	0	-100.00	1,977	0	-100.00
EAST TIMOR	0	65	-	0	94	-
UNITED STATES	15,219	69,863	359.05	14,497	117,988	713.88
CANADA	18	58,500	324,900.00	23	104,250	453,160.87
MEXICO	59	288	388.14	810	1,716	111.85
CHILE	18	0	-100.00	194	0	-100.00
BRAZIL	449	1,000	122.72	1,276	6,500	409.40
DOMINICAN REPUBLIC	0	1,917	-	0	1,936	-
COSTA RICA	0	260	-	0	401	-
FRENCH POLYNESIA	1,381	624	-54.82	1,188	914	-23.06
GUADELOUPE	0	1,038	-	0	2,551	-
UNITED KINGDOM	32,400	17,000	-47.53	101,984	203,000	99.05
NETHERLANDS	16,217	381	-97.65	20,080	236	-98.82
FRANCE	8,847	98,680	1,015.41	16,644	223,742	1,244.28
GERMANY, FED. REP. OF	301,283	94,024	-68.79	278,151	289,222	3.98
BELGIUM	6,689	13,467	101.33	7,369	18,731	154.19
SWITZERLAND	0	50	-	0	2,200	-
SWEDEN	427	0	-100.00	692	0	-100.00
ITALY	102,786	157,654	53.38	482,667	644,673	33.56
SPAIN	3,641	4,647	27.63	5,420	10,676	96.97
PORTUGAL	0	1,012	-	0	6,772	-
ANDORRA	0	32,100	-	0	9,389	-
HUNGARY	0	2,387	-	0	1,169	-
POLAND	0	72	-	0	1,239	-
BULGARIA	0	16,125	-	0	11,288	-
UKRAINE	0	7,500	-	0	7,500	-
<b>SAYUR-SAYURAN</b>	<b>31,897,148</b>	<b>39,947,948</b>	<b>25.24</b>	<b>16,509,596</b>	<b>26,854,859</b>	<b>62.66</b>
JAPAN	2,015,572	3,317,490	64.59	2,871,232	4,961,784	72.81
HONG KONG	266,510	75,430	-71.70	96,246	117,537	22.12
KOREA, REPUBLIC OF	304,184	54,544	-82.07	990,405	66,162	-93.32
TAIWAN	2,971,623	756,456	-74.54	616,061	382,388	-37.93
CHINA	136,141	655,786	381.70	51,314	692,210	1,248.97
THAILAND	602,017	2,141,161	255.66	608,162	2,309,984	279.83
SINGAPORE	10,476,231	10,123,884	-3.36	5,087,632	6,114,234	20.18
PHILIPPINES	2,796,376	4,642,430	66.02	1,058,659	2,907,343	174.63
MALAYSIA	11,107,862	7,949,361	-28.43	3,645,888	2,800,145	-23.20
BRUNEI DARUSSALAM	36,333	21,372	-41.18	107,608	71,582	-33.48
VIET NAM	0	1,864,624	-	0	1,199,702	-
MALDIVES	0	63	-	0	277	-
INDIA	185	4,321,730	2,335,970.27	20,210	3,033,744	14,911.10
PAKISTAN	0	1,758,020	-	0	567,840	-
SAUDI ARABIA	43,457	47,463	9.22	23,524	24,511	4.20
UNITED ARAB EMIRATES	14,859	624,774	4,104.68	24,088	233,262	868.37
QATAR	15,532	906	-94.17	26,218	633	-97.59
BAHRAIN	25,493	0	-100.00	41,411	0	-100.00
MADAGASCAR	751	0	-100.00	1,143	0	-100.00
NIGERIA	0	9,000	-	0	7,164	-



TABEL 5. PERKEMBANGAN EKSPOR INDONESIA MENURUT KOMODITI DAN NEGARA TUJUAN

JENIS BARANG	BERAT BERSIH (KG)		PERUB %	NILAI FOB (US \$)		PERUB %
	JAN-JUN 2009	JAN-JUN 2010		JAN-JUN 2009	JAN-JUN 2010	
(1)	(2)	(3)	(4)	(5)	(6)	(7)
SOUTH AFRICA	0	556	-	0	2,248	-
AUSTRALIA	3,006	0	-100.00	7,109	0	-100.00
GUAM	0	124	-	0	1,484	-
EAST TIMOR	13,070	304,662	2,231.00	8,763	45,934	424.18
UNITED STATES	420,388	314,150	-25.27	583,886	408,924	-29.97
NETHERLANDS	153,540	398,326	159.43	170,024	419,479	146.72
FRANCE	518	570	10.04	518	570	10.04
GERMANY, FED. REP. OF	0	94,031	-	0	93,418	-
DENMARK	0	6	-	0	6	-
SWEDEN	0	17,399	-	0	10,063	-
PORTUGAL	0	7,130	-	0	1,170	-
RUSSIA FEDERATION	493,500	446,500	-9.52	469,495	381,061	-18.84
<b>BUAH-BUAHAN</b>	<b>122,113,530</b>	<b>117,302,545</b>	<b>-3.94</b>	<b>58,847,002</b>	<b>65,427,704</b>	<b>11.18</b>
JAPAN	3,712	28,142	658.14	13,100	32,105	145.08
HONG KONG	3,441,132	5,695,140	65.50	2,296,163	4,552,772	98.28
KOREA, REPUBLIC OF	94,296	25,309	-73.16	39,658	18,377	-53.66
TAIWAN	15,573	57,176	267.15	6,790	22,547	232.06
CHINA	2,320,128	5,011,534	116.00	1,266,753	4,117,293	225.03
MACAU	0	450	-	0	925	-
THAILAND	346	18,445	5,230.92	1,416	6,635	368.57
SINGAPORE	16,273,062	20,320,559	24.87	6,576,130	10,988,218	67.09
PHILIPPINES	0	9	-	0	16	-
MALAYSIA	2,768,813	1,924,565	-30.49	878,069	781,053	-11.05
BRUNEI DARUSSALAM	7,163	23,744	231.48	18,244	80,537	341.44
NEPAL	9,121,086	9,663,945	5.95	4,007,518	4,241,366	5.84
VIET NAM	453,697	315,963	-30.36	255,323	150,461	-41.07
INDIA	39,104,202	26,228,200	-32.93	18,078,364	11,617,859	-35.74
PAKISTAN	41,462,305	41,200,881	-0.63	21,591,601	23,898,731	10.69
BANGLADESH	6,073,108	5,249,352	-13.56	3,135,122	3,790,209	20.90
SRI LANKA	18,000	216,000	1,100.00	10,800	124,200	1,050.00
SAUDI ARABIA	177,519	258,591	45.67	71,085	220,743	210.53
KUWAIT	6,210	12,972	108.89	6,412	23,323	263.74
OMAN	9,577	5,542	-42.13	5,747	3,327	-42.11
TURKEY	15,266	0	-100.00	4,756	0	-100.00
UNITED ARAB EMIRATES	566,416	796,343	40.59	321,866	464,334	44.26
QATAR	17,945	58,510	226.05	14,541	49,757	242.18
BAHRAIN	2,035	20,373	901.13	1,109	21,497	1,838.41
SOUTH AFRICA	0	77	-	0	282	-
MAURITIUS	0	2	-	0	29	-
AUSTRALIA	1,261	139	-88.98	3,474	492	-85.84
NEW ZEALAND	0	13	-	0	68	-
FIJI	163	0	-100.00	575	0	-100.00
EAST TIMOR	0	250	-	0	123	-
UNITED STATES	21,897	21,268	-2.87	43,250	22,201	-48.67
CANADA	345	0	-100.00	1,108	0	-100.00
UNITED KINGDOM	0	40	-	0	190	-
NETHERLANDS	108,543	75,501	-30.44	168,989	126,504	-25.14
FRANCE	16,631	38,318	130.40	16,925	39,111	131.08
GERMANY, FED. REP. OF	1,535	1,374	-10.49	4,498	3,812	-15.25
BELGIUM	9,850	21,860	121.93	5,910	16,649	181.71
SWITZERLAND	266	240	-9.77	266	240	-9.77
DENMARK	500	9,328	1,765.60	500	9,328	1,765.60
ITALY	948	2,390	152.11	940	2,390	154.26
<b>KULIT KERANG DAN LAIN-LAIN</b>	<b>2,610,383</b>	<b>8,080,796</b>	<b>209.56</b>	<b>1,026,927</b>	<b>5,048,650</b>	<b>391.63</b>
JAPAN	300,295	572,918	90.79	143,496	318,353	121.85
HONG KONG	18,171	19,651	8.14	5,957	17,011	185.56
KOREA, REPUBLIC OF	2,360	26,521	1,023.77	2,360	234,747	9,846.91
TAIWAN	0	442	-	0	1,247	-
CHINA	2,159,344	6,406,746	196.70	739,019	2,558,265	246.17
THAILAND	9,015	32,609	261.72	43,250	126,438	192.34
SINGAPORE	0	4,012	-	0	22,546	-
MALAYSIA	0	5,835	-	0	22,841	-
VIET NAM	92,132	270,323	193.41	43,446	247,223	469.04
INDIA	8,975	88,516	886.25	3,019	39,635	1,212.85
IRAN (ISLAMIC REPUBLIC OF)	0	3,983	-	0	3,380	-
ISRAEL	0	4,616	-	0	19,888	-
KUWAIT	0	1,111	-	0	1,387	-
JORDAN	0	1,288	-	0	3,081	-
LEBANON	0	448	-	0	967	-
SYRIA ARAB REPUBLIC	0	570	-	0	1,256	-
TURKEY	0	3,815	-	0	8,441	-
UNITED ARAB EMIRATES	55	989	1,698.18	113	2,286	1,923.01
QATAR	0	1,696	-	0	13,153	-
CYPRUS	0	984	-	0	482	-
EGYPT	0	1,023	-	0	1,348	-
SOUTH AFRICA	0	9,777	-	0	15,708	-

TABEL 5. PERKEMBANGAN EKSPOR INDONESIA MENURUT KOMODITI DAN NEGARA TUJUAN

JENIS BARANG	BERAT BERSIH (KG)		PERUB	NILAI FOB (US \$)		PERUB
	JAN-JUN 2009	JAN-JUN 2010	%	JAN-JUN 2009	JAN-JUN 2010	%
(1)	(2)	(3)	(4)	(5)	(6)	(7)
AUSTRALIA	878	5	-99.43	576	20	-96.53
COOK ISLANDS	406	230	-43.35	1,967	4,030	104.88
UNITED STATES	7,182	305,058	4,147.54	10,952	685,682	6,160.79
CANADA	1,249	31,629	2,432.35	558	85,176	15,164.52
MEXICO	0	2,681	-	0	12,495	-
PANAMA	0	2,165	-	0	11,781	-
VENEZUELA	0	106	-	0	275	-
BRAZIL	24	1,459	5,979.17	27	6,543	24,133.33
PERU	0	286	-	0	799	-
GUADELOUPE	135	0	-100.00	236	0	-100.00
UNITED KINGDOM	257	46,468	17,980.93	2,676	124,751	4,561.85
NETHERLANDS	0	25,321	-	0	113,362	-
FRANCE	0	33,128	-	0	83,413	-
GERMANY, FED. REP. OF	7,976	51,639	547.43	5,315	84,333	1,486.70
AUSTRIA	0	4,735	-	0	6,187	-
BELGIUM	0	4,827	-	0	5,626	-
SWITZERLAND	0	1,342	-	0	2,864	-
DENMARK	0	1,766	-	0	4,541	-
NORWAY	0	1,635	-	0	7,438	-
SWEDEN	0	3,886	-	0	4,730	-
FINLAND	0	50	-	0	539	-
IRELAND	0	378	-	0	1,388	-
ITALY	1,895	77,003	3,963.48	23,913	70,409	194.44
SPAIN	34	7,753	22,702.94	47	29,372	62,393.62
PORTUGAL	0	947	-	0	2,925	-
GREECE	0	2,516	-	0	6,091	-
HUNGARY	0	1,560	-	0	3,883	-
POLAND	0	3,815	-	0	14,100	-
ROMANIA	0	578	-	0	470	-
UKRAINE	0	784	-	0	1,487	-
LITHUANIA	0	110	-	0	177	-
CZECH REPUBLIC	0	318	-	0	2,160	-
REP. OF MACEDONIA	0	27	-	0	143	-
RUSSIA FEDERATION	0	8,718	-	0	11,777	-
<b>TANAMAN OBAT</b>	<b>5,365,002</b>	<b>5,163,990</b>	<b>-3.75</b>	<b>5,267,899</b>	<b>5,874,514</b>	<b>11.52</b>
JAPAN	26,183	699,644	2,572.13	140,199	285,857	103.89
HONG KONG	69,830	43,821	-37.25	36,245	22,652	-37.50
KOREA, REPUBLIC OF	99,164	19,572	-80.26	121,280	39,011	-67.83
TAIWAN	1,317,637	1,353,648	2.73	477,612	963,127	101.65
CHINA	402,972	933,075	131.55	169,171	803,434	374.92
MACAU	24	1,265	5,170.83	1,243	10,225	722.61
SINGAPORE	958,344	832,498	-13.13	907,031	887,204	-2.19
MALAYSIA	244,994	116,761	-52.34	104,770	61,253	-41.54
LAO PEOPLE'S DEMOCRATIC RE	0	500	-	0	3,500	-
VIET NAM	67,244	44,000	-34.57	43,150	99,350	130.24
INDIA	360,738	336,945	-6.60	446,082	460,878	3.32
PAKISTAN	12,335	14,410	16.82	25,381	5,764	-77.29
SAUDI ARABIA	548,465	268,670	-51.01	1,327,457	1,262,353	-4.90
KUWAIT	2,691	1,452	-46.04	12,627	79,173	527.01
JORDAN	90	0	-100.00	2,650	0	-100.00
LEBANON	200	0	-100.00	2,000	0	-100.00
YEMEN	16,220	150	-99.08	6,700	3,000	-55.22
UNITED ARAB EMIRATES	555,156	208,443	-62.45	546,210	306,029	-43.97
QATAR	618	545	-11.81	1,843	7,625	313.73
BAHRAIN	0	1,290	-	0	3,503	-
EGYPT	19,000	0	-100.00	2,800	0	-100.00
LIBYAN ARAB JAMAHIRIYA	199,170	99,560	-50.01	70,443	41,624	-40.91
MOROCCO	0	5,094	-	0	17,113	-
TUNISIA	18,000	0	-100.00	8,100	0	-100.00
SUDAN	146,000	55,000	-62.33	42,510	17,332	-59.23
BENIN	111,000	0	-100.00	33,300	0	-100.00
MAURITIUS	0	443	-	0	86	-
AUSTRALIA	2,263	0	-100.00	2,870	0	-100.00
EAST TIMOR	0	52	-	0	33	-
UNITED STATES	42,388	16,721	-60.55	60,876	9,925	-83.70
CANADA	100	0	-100.00	200	0	-100.00
NETHERLANDS	1,439	0	-100.00	20,341	0	-100.00
FRANCE	11,939	6,099	-48.92	235,781	208,662	-11.50
GERMANY, FED. REP. OF	119,760	53,758	-55.11	362,669	138,655	-61.77
BELGIUM	580	0	-100.00	2,320	0	-100.00
SWITZERLAND	720	0	-100.00	2,786	0	-100.00
NORWAY	0	8	-	0	20	-
ITALY	0	10,133	-	0	20,118	-
UKRAINE	0	14,000	-	0	7,000	-
RUSSIA FEDERATION	9,738	26,433	171.44	51,252	110,008	114.64
<b>-GANGGANG LAUT</b>	<b>41,954,645</b>	<b>50,971,044</b>	<b>21.49</b>	<b>37,993,335</b>	<b>59,020,834</b>	<b>55.35</b>

TABEL 5. PERKEMBANGAN EKSPOR INDONESIA MENURUT KOMODITI DAN NEGARA TUJUAN

JENIS BARANG	BERAT BERSIH (KG)		PERUB	NILAI FOB (US \$)		PERUB
	JAN-JUN 2009	JAN-JUN 2010	%	JAN-JUN 2009	JAN-JUN 2010	%
	(1)	(2)	(3)	(4)	(5)	(6)
JAPAN	69,489	160,749	131.33	113,383	251,872	122.14
HONG KONG	505,010	2,187,682	333.20	230,048	644,023	179.95
KOREA, REPUBLIC OF	2,249,172	834,020	-62.92	2,024,359	1,067,830	-47.25
TAIWAN	195,051	81,732	-58.10	80,674	32,841	-59.29
CHINA	25,055,018	26,885,277	7.30	17,559,605	26,967,193	53.58
THAILAND	83,850	44,000	-47.53	78,885	145,750	84.76
SINGAPORE	1,689	2,422	43.40	42,005	4,842	-88.47
PHILIPPINES	2,512,515	6,935,767	176.05	2,681,770	9,157,675	241.48
MALAYSIA	285,190	291,475	2.20	437,097	284,908	-34.82
VIET NAM	3,659,997	6,163,351	68.40	1,980,070	4,058,865	104.99
INDIA	13,800	0	-100.00	5,865	0	-100.00
MOROCCO	25,000	22,000	-12.00	11,500	13,200	14.78
TUNISIA	40,000	0	-100.00	42,400	0	-100.00
SOUTH AFRICA	5,000	5,000	0.00	26,250	37,000	40.95
AUSTRALIA	42,000	153,000	264.29	225,750	509,700	125.78
AMERICAN SAMOA	26,000	0	-100.00	11,180	0	-100.00
UNITED STATES	1,262,900	980,658	-22.35	1,681,130	2,766,026	64.53
CANADA	24,000	0	-100.00	9,600	0	-100.00
MEXICO	81,000	0	-100.00	200,850	0	-100.00
CHILE	703,352	1,840,894	161.73	1,358,152	3,332,483	145.37
VENEZUELA	40,000	10,000	-75.00	28,000	6,000	-78.57
ARGENTINA	275,000	400,000	45.45	136,500	274,500	101.10
BRAZIL	1,047,999	576,161	-45.02	1,500,850	787,601	-47.52
DOMINICAN REPUBLIC	0	20,000	-	0	12,000	-
UNITED KINGDOM	468,000	549,400	17.39	2,786,728	3,175,293	13.94
NETHERLANDS	345	0	-100.00	1,168	0	-100.00
FRANCE	1,790,609	1,152,800	-35.62	1,709,699	1,281,264	-25.06
GERMANY, FED. REP. OF	105,002	188,042	79.08	407,418	952,801	133.86
BELGIUM	145,000	247,000	70.34	600,050	1,169,450	94.89
DENMARK	210,200	710,499	238.01	127,240	767,853	503.47
ITALY	20,000	10,000	-50.00	223,867	72,706	-67.52
SPAIN	928,277	455,860	-50.89	1,058,282	929,924	-12.13
LITHUANIA	63,000	21,000	-66.67	436,800	12,600	-97.12
RUSSIA FEDERATION	21,180	42,255	99.50	176,160	304,634	72.93
<b>-LAINNYA</b>	<b>11,151,674</b>	<b>50,593,915</b>	<b>353.69</b>	<b>965,224</b>	<b>2,709,047</b>	<b>180.67</b>
JAPAN	38,795	68,272	75.98	40,628	55,778	37.29
HONG KONG	64	66	3.13	297	246	-17.17
TAIWAN	979,856	852,289	-13.02	481,634	506,703	5.20
PAPUA NEW GUINEA	151	0	-100.00	124	0	-100.00
THAILAND	9,785,551	42,734,030	336.71	208,283	1,756,531	743.34
SINGAPORE	3,866	23,256	501.55	2,645	22,555	752.74
PHILIPPINES	1,528	0	-100.00	2,252	0	-100.00
MALAYSIA	114,243	156,481	36.97	18,507	29,162	57.57
VIET NAM	0	430	-	0	6,450	-
MALDIVES	2,144	1,998	-6.81	537	1,300	142.09
INDIA	12,778	34,272	168.21	25,057	23,178	-7.50
SAUDI ARABIA	4,475	1,600	-64.25	1,180	17,500	1,383.05
LEBANON	4,374	0	-100.00	1,000	0	-100.00
UNITED ARAB EMIRATES	26	0	-100.00	74	0	-100.00
QATAR	11,287	0	-100.00	4,900	0	-100.00
BAHRAIN	0	43,168	-	0	1,433	-
CYPRUS	196	0	-100.00	548	0	-100.00
MOROCCO	1,596	13,948	773.93	1,322	5,761	335.78
TUNISIA	10,889	5,795	-46.78	6,710	4,190	-37.56
REUNION	559	0	-100.00	2,373	0	-100.00
SEYCHELLES	838	0	-100.00	957	0	-100.00
SOUTH AFRICA	775	0	-100.00	714	0	-100.00
AUSTRALIA	34,089	2,217	-93.50	21,664	2,389	-88.97
UNITED STATES	3,618	2,367	-34.58	3,896	1,852	-52.46
CANADA	1,864	49	-97.37	6,071	95	-98.44
NICARAGUA	658	0	-100.00	1,340	0	-100.00
ARGENTINA	0	29	-	0	30	-
JAMAICA	1,768	0	-100.00	2,340	0	-100.00
FRENCH GUIANA	171	0	-100.00	578	0	-100.00
UNITED KINGDOM	2,347	0	-100.00	8,892	0	-100.00
NETHERLANDS	4,289	0	-100.00	8,638	0	-100.00
FRANCE	8,603	8,347	-2.98	18,651	1,103	-94.09
GERMANY, FED. REP. OF	30,324	200	-99.34	25,045	192	-99.23
BELGIUM	5,385	2,765	-48.65	4,987	7,250	45.38
SWITZERLAND	1,120	0	-100.00	5,552	0	-100.00
DENMARK	218	591	171.10	398	829	108.29
ITALY	11,778	6,626,332	56,160.25	13,751	245,261	1,683.59
SPAIN	15,177	0	-100.00	16,988	0	-100.00
PORTUGAL	0	15,240	-	0	18,979	-
GREECE	627	0	-100.00	2,479	0	-100.00
HUNGARY	1,800	0	-100.00	3,190	0	-100.00
POLAND	4,158	0	-100.00	6,848	0	-100.00

TABEL 5. PERKEMBANGAN EKSPOR INDONESIA MENURUT KOMODITI DAN NEGARA TUJUAN

JENIS BARANG	BERAT BERSIH (KG)		PERUB %	NILAI FOB (US \$)		PERUB %
	JAN-JUN 2009	JAN-JUN 2010		JAN-JUN 2009	JAN-JUN 2010	
(1)	(2)	(3)	(4)	(5)	(6)	(7)
LITHUANIA	882	0	-100.00	2,622	0	-100.00
CROATIA	45,773	0	-100.00	6,923	0	-100.00
SLOVAKIA	0	173	-	0	280	-
SLOVENIA	2,787	0	-100.00	3,594	0	-100.00
RUSSIA FEDERATION	247	0	-100.00	1,035	0	-100.00
<b>-MUTIARA</b>	<b>1,578</b>	<b>2,470</b>	<b>56.53</b>	<b>7,366,375</b>	<b>13,196,461</b>	<b>79.14</b>
JAPAN	557	1,127	102.33	2,952,664	6,823,746	131.10
HONG KONG	776	1,215	56.57	2,319,075	4,704,395	102.86
KOREA, REPUBLIC OF	0	24	-	0	227,159	-
SINGAPORE	1	0	-100.00	1,322	0	-100.00
UNITED ARAB EMIRATES	1	0	-100.00	9,520	0	-100.00
AUSTRALIA	224	99	-55.80	2,028,653	1,382,785	-31.84
NEW ZEALAND	0	1	-	0	1,439	-
UNITED STATES	4	0	-100.00	39,727	0	-100.00
NETHERLANDS	5	0	-100.00	52	0	-100.00
FRANCE	0	2	-	0	999	-
SWITZERLAND	0	2	-	0	55,938	-
DENMARK	5	0	-100.00	8,944	0	-100.00
SWEDEN	5	0	-100.00	6,418	0	-100.00
<b>-LAINNYA</b>	<b>141,986,062</b>	<b>146,786,686</b>	<b>3.38</b>	<b>70,978,696</b>	<b>72,236,395</b>	<b>1.77</b>
JAPAN	12,913,875	13,181,355	2.07	7,280,592	6,254,733	-14.09
HONG KONG	1,401,322	967,657	-30.95	650,796	1,113,548	71.11
KOREA, REPUBLIC OF	1,459,075	3,448,118	136.32	873,157	1,453,617	66.48
TAIWAN	3,217,945	1,286,659	-60.02	1,284,437	1,009,812	-21.38
CHINA	1,851,567	2,648,308	43.03	1,194,005	2,417,207	102.45
MACAU	168	0	-100.00	367	0	-100.00
THAILAND	14,139,752	47,250,549	234.17	1,254,376	3,054,554	143.51
SINGAPORE	13,582,919	14,705,264	8.26	21,619,733	26,710,899	23.55
PHILIPPINES	39,830,519	11,506,184	-71.11	7,238,948	3,947,293	-45.47
MALAYSIA	25,646,073	27,509,971	7.27	7,670,255	7,782,955	1.47
MYANMAR (FORM. BURMA)	70,000	72,038	2.91	39,908	67,325	68.70
BRUNEI DARUSSALAM	2,107	1,871	-11.20	4,374	21,301	386.99
VIET NAM	2,115,937	3,320,457	56.93	2,622,193	2,113,503	-19.40
INDIA	1,811,432	431,687	-76.17	2,615,316	794,376	-69.63
PAKISTAN	12,881,649	10,500,631	-18.48	1,971,184	1,617,575	-17.94
BANGLADESH	0	282	-	0	2,622	-
SRI LANKA	248,719	6,544	-97.37	296,540	17,685	-94.04
IRAN (ISLAMIC REPUBLIC OF)	92	18,000	19,465.22	394	19,825	4,931.73
SAUDI ARABIA	68,094	183,121	168.92	296,943	270,528	-8.90
ISRAEL	52,528	5,040	-90.41	35,987	10,973	-69.51
KUWAIT	124,072	130,597	5.26	44,436	42,727	-3.85
JORDAN	6,820	892	-86.92	21,490	13,976	-34.97
LEBANON	0	15,034	-	0	28,959	-
YEMEN	3,700	300	-91.89	3,250	1,900	-41.54
OMAN	65	0	-100.00	588	0	-100.00
SYRIA ARAB REPUBLIC	0	85	-	0	3,720	-
TURKEY	16,119	254,808	1,480.79	18,051	191,408	960.37
UNITED ARAB EMIRATES	61,332	10,010	-83.68	99,511	50,633	-49.12
QATAR	72	20,191	27,943.06	649	4,245	554.08
BAHRAIN	10	200	1,900.00	10	10,000	99,900.00
EGYPT	208	2,073	896.63	450	13,946	2,999.11
MOROCCO	17,706	0	-100.00	31,516	0	-100.00
TUNISIA	34,000	2,442	-92.82	34,222	3,000	-91.23
TANZANIA, UNITED REPUBLIC OF	30,110	0	-100.00	18,174	0	-100.00
KENYA	80	0	-100.00	100	0	-100.00
REUNION	106	0	-100.00	175	0	-100.00
MOZAMBIQUE	30,050	34,000	13.14	26,990	42,670	58.10
TOGO	105,000	0	-100.00	77,700	0	-100.00
GHANA	17,500	0	-100.00	13,125	0	-100.00
LIBERIA	161,998	90,000	-44.44	107,368	87,595	-18.42
GUINEA	105,000	0	-100.00	77,175	0	-100.00
NIGERIA	0	60,060	-	0	51,910	-
COTE D'IVOIRE	0	18,000	-	0	15,048	-
SENEGAL	20	18,044	90,120.00	500	16,956	3,291.20
BENIN	0	17,668	-	0	10,908	-
SOUTH AFRICA	59	53,764	91,025.42	733	59,530	8,021.42
MAURITIUS	9,000	33,960	277.33	1,580	7,525	376.27
AUSTRALIA	46,350	44,964	-2.99	306,168	297,702	-2.77
NEW ZEALAND	2,785	35,211	1,164.31	4,100	38,862	847.85
GUAM	133	0	-100.00	299	0	-100.00
NEW CALEDONIA	0	115	-	0	272	-
VANUATU	0	1,725	-	0	1,933	-
EAST TIMOR	332,200	3,274	-99.01	213,444	2,325	-98.91
UNITED STATES	3,416,491	512,278	-85.01	5,360,561	1,932,150	-63.96
CANADA	175,440	273,857	56.10	195,626	319,265	63.20
MEXICO	84,076	235,676	180.31	49,448	221,853	348.66

TABEL 5. PERKEMBANGAN EKSPOR INDONESIA MENURUT KOMODITI DAN NEGARA TUJUAN

JENIS BARANG	BERAT BERSIH (KG)		PERUB	NILAI FOB (US \$)		PERUB
	JAN-JUN 2009	JAN-JUN 2010	%	JAN-JUN 2009	JAN-JUN 2010	%
	(1)	(2)	(3)	(4)	(5)	(6)
GUATEMALA	0	30,000	-	0	25,500	-
HONDURAS	0	18,000	-	0	16,259	-
NICARAGUA	611,999	900,000	47.06	433,364	835,582	92.81
CHILE	0	17,314	-	0	16,108	-
VENEZUELA	198,000	449,999	127.27	142,247	465,863	227.50
ARGENTINA	1,321	56,050	4,143.00	3,791	55,095	1,353.31
BRAZIL	849,649	1,250,272	47.15	544,738	1,087,945	99.72
COLOMBIA	20,000	18,000	-10.00	25,220	17,455	-30.79
URUGUAY	0	18,000	-	0	16,145	-
ECUADOR	0	63,000	-	0	58,045	-
GUYANA	1,890	0	-100.00	2,675	0	-100.00
JAMAICA	0	44,000	-	0	45,658	-
DOMINICAN REPUBLIC	90,000	515,999	473.33	105,580	540,415	411.85
EL SALVADOR	0	30,000	-	0	26,550	-
COSTA RICA	18,000	0	-100.00	10,615	0	-100.00
FRENCH POLYNESIA	27	0	-100.00	393	0	-100.00
GRENADA	0	1,985	-	0	1,155	-
NETHERLANDS ANTILLES	0	450	-	0	4,626	-
UNITED KINGDOM	17,182	6,511	-62.11	35,010	49,316	40.86
NETHERLANDS	428,244	294,583	-31.21	1,507,099	1,075,875	-28.61
FRANCE	25,025	140,025	459.54	49,287	159,035	222.67
GERMANY, FED. REP. OF	63,544	102,408	61.16	126,311	170,486	34.97
AUSTRIA	8	0	-100.00	2,000	0	-100.00
BELGIUM	441	3,715	742.40	2,416	3,399	40.69
SWITZERLAND	1,850	92	-95.03	3,785	5,746	51.81
DENMARK	212,957	168,040	-21.09	1,442,341	1,561,464	8.26
NORWAY	3	101	3,266.67	15	328	2,086.67
SWEDEN	3	72	2,300.00	600	2,591	331.83
ITALY	109,874	76,578	-30.30	252,109	205,665	-18.42
SPAIN	29,903	89,951	200.81	79,921	346,458	333.50
PORTUGAL	0	17,475	-	0	18,437	-
GREECE	9	56	522.22	62	2,037	3,185.48
HUNGARY	7	525	7,400.00	16	1,038	6,387.50
POLAND	43,286	270,354	524.58	25,353	247,913	877.84
ROMANIA	0	26,000	-	0	23,628	-
BULGARIA	7,625	23,545	208.79	5,025	19,217	282.43
ESTONIA	3,118,999	3,113,999	-0.16	2,471,624	2,707,930	9.56
CROATIA	60,000	19,235	-67.94	37,136	18,424	-50.39
BOSNIA AND HERZEGOVINA	0	20	-	0	128	-
SLOVENIA	1,131	84,000	7,327.06	1,651	76,077	4,507.93
CZECH REPUBLIC	455	925	103.30	9,175	17,333	88.92
RUSSIA FEDERATION	355	22,443	6,221.97	2,193	160,120	7,201.41
<b>-KAYU LAPIS</b>	<b>663,955,553</b>	<b>976,736,271</b>	<b>47.11</b>	<b>531,764,017</b>	<b>845,597,112</b>	<b>59.02</b>
JAPAN	269,745,456	297,027,495	10.11	217,357,870	273,669,928	25.91
HONG KONG	4,677,356	6,238,918	33.39	2,980,484	4,667,487	56.60
KOREA, REPUBLIC OF	44,591,205	50,652,677	13.59	34,431,276	43,060,330	25.06
TAIWAN	62,519,972	84,460,440	35.09	34,794,092	55,780,429	60.32
CHINA	37,626,919	50,204,699	33.43	22,823,302	33,487,218	46.72
THAILAND	2,812,302	4,043,362	43.77	1,884,391	2,630,487	39.59
SINGAPORE	12,493,671	16,938,624	35.58	8,693,609	13,511,318	55.42
PHILIPPINES	50,715	143,311	182.58	50,807	144,762	184.93
MALAYSIA	6,010,479	15,460,527	157.23	3,618,475	10,701,440	195.74
VIET NAM	741,300	2,435,250	228.51	471,041	1,254,250	166.27
MALDIVES	41,355	0	-100.00	23,668	0	-100.00
INDIA	1,270,473	7,027,349	453.13	1,021,358	5,759,397	463.90
PAKISTAN	586	0	-100.00	542	0	-100.00
IRAN (ISLAMIC REPUBLIC OF)	55,334	0	-100.00	53,696	0	-100.00
SAUDI ARABIA	26,587,413	139,118,012	423.25	19,991,350	102,717,101	413.81
KUWAIT	6,845,540	7,345,043	7.30	5,917,576	7,149,860	20.82
JORDAN	22,967,929	24,520,554	6.76	18,298,517	20,153,062	10.13
LEBANON	3,348,595	2,928,953	-12.53	2,727,589	2,498,165	-8.41
YEMEN	0	3,493,042	-	0	1,765,566	-
OMAN	7,978,827	14,060,289	76.22	6,708,999	13,045,489	94.45
SYRIA ARAB REPUBLIC	627,543	960,784	53.10	547,803	1,034,773	88.90
TURKEY	121,429	535,172	340.73	152,133	623,496	309.84
UNITED ARAB EMIRATES	24,607,284	63,614,437	158.52	18,858,986	53,558,857	184.00
QATAR	7,475,113	9,932,429	32.87	5,952,819	8,582,314	44.17
BAHRAIN	920,736	1,378,344	49.70	651,608	1,054,279	61.80
CYPRUS	21,112	0	-100.00	55,099	0	-100.00
EGYPT	19,822,655	13,255,173	-33.13	14,154,183	10,652,795	-24.74
LIBYAN ARAB JAMAHIRIYA	4,514,918	2,248,003	-50.21	3,880,409	1,698,008	-56.24
MOROCCO	621,582	109,533	-82.38	539,016	112,735	-79.09
ALGERIA	10,517,064	9,311,624	-11.46	8,158,738	8,705,229	6.70
SUDAN	42,868	0	-100.00	28,252	0	-100.00
KENYA	40,668	0	-100.00	36,794	0	-100.00
REUNION	19,472	37,285	91.48	24,270	38,557	58.87
COTE D'IVOIRE	18,379	0	-100.00	15,424	0	-100.00

TABEL 5. PERKEMBANGAN EKSPOR INDONESIA MENURUT KOMODITI DAN NEGARA TUJUAN

JENIS BARANG	BERAT BERSIH (KG)		PERUB	NILAI FOB (US \$)		PERUB
	JAN-JUN 2009	JAN-JUN 2010	%	JAN-JUN 2009	JAN-JUN 2010	%
	(1)	(2)	(3)	(4)	(5)	(6)
SOUTH AFRICA	288,694	444,396	53.93	325,593	492,798	51.35
MAURITIUS	22,139	12,149	-45.12	16,048	15,531	-3.22
AUSTRALIA	5,323,579	11,251,869	111.36	6,439,291	13,668,214	112.26
NEW ZEALAND	236,088	369,795	56.63	247,241	425,684	72.17
NEW CALEDONIA	57,794	55,522	-3.93	86,697	76,765	-11.46
VANUATU	38,906	0	-100.00	28,174	0	-100.00
EAST TIMOR	24,000	534,505	2,127.10	24,000	565,716	2,257.15
UNITED STATES	29,297,627	67,451,561	130.23	23,742,043	66,119,432	178.49
CANADA	1,036,574	2,892,605	179.05	1,854,699	5,313,057	186.46
MEXICO	2,761,741	3,602,697	30.45	2,084,004	3,014,718	44.66
TRINIDAD AND TOBAGO	49,349	0	-100.00	46,473	0	-100.00
PUERTO RICO	112,684	38,681	-65.67	144,426	42,865	-70.32
DOMINICAN REPUBLIC	0	22,800	-	0	19,541	-
ANTIGUA AND BARBUDA	12,400	0	-100.00	15,872	0	-100.00
ARUBA	0	25,650	-	0	19,185	-
FRENCH POLYNESIA	48,913	22,421	-54.16	48,183	27,094	-43.77
MARTINIQUE	17,499	0	-100.00	18,970	0	-100.00
GUADELOUPE	20,996	0	-100.00	21,170	0	-100.00
UNITED KINGDOM	4,809,005	7,024,208	46.06	6,113,145	7,662,614	25.35
NETHERLANDS	8,497,876	6,022,162	-29.13	11,034,974	8,786,757	-20.37
FRANCE	2,451,598	3,948,013	61.04	3,364,959	4,926,825	46.42
GERMANY, FED. REP. OF	13,536,312	19,997,974	47.74	22,265,195	30,775,409	38.22
BELGIUM	10,394,176	21,157,708	103.55	9,893,198	18,318,683	85.16
LUXEMBOURG	0	3,022	-	0	8,991	-
DENMARK	797,928	229,873	-71.19	1,235,491	309,217	-74.97
NORWAY	63,175	25,397	-59.80	79,073	35,985	-54.49
SWEDEN	53,414	141,365	164.66	57,991	159,615	175.24
IRELAND	44,329	0	-100.00	113,415	0	-100.00
ITALY	2,080,971	2,098,004	0.82	3,440,244	3,258,308	-5.29
SPAIN	15,448	43,217	179.76	21,667	46,572	114.94
PORTUGAL	0	23,144	-	0	21,779	-
GREECE	137,161	494,965	260.86	207,099	853,555	312.15
POLAND	1,689,817	1,151,935	-31.83	3,343,733	2,260,746	-32.39
ROMANIA	69,950	7,859	-88.76	111,309	14,155	-87.28
AZERBAIJAN	0	6,426	-	0	34,567	-
UKRAINE	22,000	19,071	-13.31	12,817	11,034	-13.91
LATVIA	0	17,292	-	0	14,284	-
ESTONIA	17,391	0	-100.00	17,182	0	-100.00
MALTA	40,912	0	-100.00	50,276	0	-100.00
SLOVAKIA	0	61,378	-	0	128,778	-
CZECH REPUBLIC	142,206	31,778	-77.65	340,507	57,015	-83.26
RUSSIA FEDERATION	6,651	25,500	283.40	14,682	54,291	269.78
<b>-KAYU GERGAJIAN</b>	<b>18,142,814</b>	<b>16,291,186</b>	<b>-10.21</b>	<b>19,862,778</b>	<b>15,559,666</b>	<b>-21.66</b>
JAPAN	6,581,589	3,850,979	-41.49	8,608,853	5,940,037	-31.00
HONG KONG	533,335	526,100	-1.36	347,809	361,832	4.03
KOREA, REPUBLIC OF	1,759,563	1,166,660	-33.70	1,367,040	1,016,171	-25.67
TAIWAN	177,910	149,382	-16.04	144,115	103,825	-27.96
CHINA	1,728,897	3,689,829	113.42	1,405,412	2,097,648	49.26
SINGAPORE	361,169	279,436	-22.63	307,850	196,331	-36.23
MALAYSIA	2,695,403	2,349,804	-12.82	1,391,224	1,142,490	-17.88
VIET NAM	318,964	533,561	67.28	291,732	340,251	16.63
MALDIVES	0	554	-	0	468	-
INDIA	0	1,343	-	0	1,878	-
KUWAIT	0	93,883	-	0	108,028	-
TURKEY	0	16,242	-	0	5,039	-
EGYPT	194	0	-100.00	252	0	-100.00
REUNION	1,177	0	-100.00	1,890	0	-100.00
SEYCHELLES	3,783	0	-100.00	4,223	0	-100.00
SOUTH AFRICA	63,197	59,140	-6.42	80,905	60,353	-25.40
MAURITIUS	18,683	1,007	-94.61	28,626	2,104	-92.65
AUSTRALIA	611,090	208,012	-65.96	998,450	308,654	-69.09
NEW ZEALAND	66,781	77,563	16.15	31,730	41,580	31.04
NEW CALEDONIA	2,775	0	-100.00	5,122	0	-100.00
VANUATU	93	0	-100.00	512	0	-100.00
UNITED STATES	1,118,963	1,765,405	57.77	550,092	1,047,044	90.34
CANADA	2,970	0	-100.00	2,722	0	-100.00
FRENCH POLYNESIA	4,678	0	-100.00	10,445	0	-100.00
UNITED KINGDOM	233,825	289,308	23.73	509,587	578,308	13.49
NETHERLANDS	1,190,214	689,700	-42.05	2,769,465	1,609,110	-41.90
FRANCE	131,160	84,764	-35.37	217,303	115,067	-47.05
GERMANY, FED. REP. OF	129,780	69,019	-46.82	205,204	79,503	-61.26
BELGIUM	73,855	101,319	37.19	93,722	58,965	-37.09
SWITZERLAND	27	1,365	4,955.56	389	2,458	531.88
LUXEMBOURG	0	15,000	-	0	8,807	-
SWEDEN	27	0	-100.00	49	0	-100.00
IRELAND	6,674	0	-100.00	29,146	0	-100.00
ITALY	113,252	90,045	-20.49	197,013	110,275	-44.03

TABEL 5. PERKEMBANGAN EKSPOR INDONESIA MENURUT KOMODITI DAN NEGARA TUJUAN

JENIS BARANG	BERAT BERSIH (KG)		PERUB	NILAI FOB (US \$)		PERUB
	JAN-JUN 2009	JAN-JUN 2010	%	JAN-JUN 2009	JAN-JUN 2010	%
	(1)	(2)	(3)	(4)	(5)	(6)
SPAIN	25,634	10,169	-60.33	56,112	8,072	-85.61
POLAND	172,623	167,256	-3.11	190,657	207,604	8.89
ROMANIA	0	3,797	-	0	6,855	-
BULGARIA	920	0	-100.00	1,264	0	-100.00
SLOVAKIA	573	0	-100.00	681	0	-100.00
SLOVENIA	0	174	-	0	305	-
CZECH REPUBLIC	13,036	370	-97.16	13,182	604	-95.42
<b>-KAYU OLAHAN LAIN</b>	<b>462,027,406</b>	<b>922,905,118</b>	<b>99.75</b>	<b>482,149,803</b>	<b>599,467,628</b>	<b>24.33</b>
JAPAN	30,726,074	27,717,293	-9.79	53,602,652	53,968,668	0.68
HONG KONG	5,167,471	6,979,856	35.07	6,341,945	8,122,944	28.08
KOREA, REPUBLIC OF	20,659,586	57,427,647	177.97	21,695,531	24,932,658	14.92
TAIWAN	10,167,489	43,234,073	325.22	8,184,940	12,441,822	52.01
CHINA	129,637,080	481,389,917	271.34	30,580,506	78,006,706	155.09
MACAU	94	23,068	24,440.43	350	40,912	11,589.14
PAPUA NEW GUINEA	1,223	1,817	48.57	1,185	2,193	85.06
THAILAND	318,938	644,829	102.18	388,909	965,132	148.16
SINGAPORE	7,592,360	8,232,909	8.44	7,332,224	9,476,487	29.24
PHILIPPINES	1,666,030	1,473,623	-11.55	389,293	674,446	73.25
MALAYSIA	8,420,966	5,620,001	-33.26	4,562,615	4,952,630	8.55
CAMBODIA	104,053	170,192	63.56	150,236	245,544	63.44
BRUNEI DARUSSALAM	150,723	203,554	35.05	177,474	254,833	43.59
LAO PEOPLE'S DEMOCRATIC RE	291	500	71.82	7,857	14,345	82.58
BHUTAN	0	102	-	0	1,628	-
VIET NAM	12,015,996	15,453,734	28.61	3,340,036	7,579,683	126.93
MALDIVES	511,009	316,736	-38.02	959,005	693,160	-27.72
INDIA	8,917,517	24,324,463	172.77	3,572,629	9,996,930	179.82
PAKISTAN	218,508	44,423	-79.67	152,363	53,743	-64.73
BANGLADESH	22,336	11,292	-49.44	16,918	7,812	-53.82
SRI LANKA	112,909	111,887	-0.91	84,518	213,833	153.00
IRAQ	204,013	208,122	2.01	168,580	119,701	-28.99
IRAN (ISLAMIC REPUBLIC OF)	868,789	1,399,161	61.05	951,973	1,523,199	60.00
SAUDI ARABIA	1,254,411	5,538,820	341.55	709,295	3,178,367	348.10
ISRAEL	179,280	181,287	1.12	469,139	438,584	-6.51
KUWAIT	969,190	552,735	-42.97	338,667	241,350	-28.74
JORDAN	1,732,745	306,429	-82.32	749,253	347,857	-53.57
LEBANON	165,009	188,994	14.54	425,520	312,479	-26.57
YEMEN	2,843,088	163,920	-94.23	696,491	40,940	-94.12
OMAN	30,006	142,430	374.67	35,647	95,217	167.11
SYRIA ARAB REPUBLIC	21,383,090	7,744,331	-63.78	4,883,176	1,864,054	-61.83
TURKEY	1,782,720	1,854,539	4.03	2,680,195	3,016,465	12.55
UNITED ARAB EMIRATES	2,606,550	4,911,370	88.42	1,656,989	3,819,023	130.48
QATAR	58,096	147,630	154.11	63,479	108,745	71.31
BAHRAIN	504,278	119,205	-76.36	345,241	138,495	-59.88
CYPRUS	196,419	95,576	-51.34	456,432	185,470	-59.37
EGYPT	12,816,236	9,504,222	-25.84	3,221,054	2,924,910	-9.19
LIBYAN ARAB JAMAHIRIYA	65,484	69,717	6.46	74,350	55,750	-25.02
MOROCCO	38,715	58,810	51.90	74,169	46,339	-37.52
TUNISIA	146,111	67,449	-53.84	393,677	163,545	-58.46
ALGERIA	51,130	40,920	-19.97	50,236	44,889	-10.64
SUDAN	29,812	49,183	64.98	30,240	13,311	-55.98
ERITREA	0	57,437	-	0	108,823	-
NAMIBIA	6,093	1,178	-80.67	9,071	2,875	-68.31
ETHIOPIA	17	16,837	98,941.18	28	13,725	48,917.86
TANZANIA, UNITED REPUBLIC OF	1,424	17,198	1,107.72	2,384	16,212	580.03
MADAGASCAR	12,561	9,605	-23.53	39,753	25,673	-35.42
SOMALIA	11,841	81,370	587.19	19,144	149,082	678.74
KENYA	105,597	14,934	-85.86	137,494	31,965	-76.75
REUNION	302,478	426,074	40.86	477,617	671,521	40.60
MOZAMBIQUE	4,370	1,691	-61.30	1,940	3,034	56.39
EQUATORIAL GUINEA	0	35	-	0	399	-
GHANA	11	0	-100.00	300	0	-100.00
ANGOLA	984	59,361	5,932.62	1,198	96,195	7,929.63
CONGO	192	0	-100.00	1,248	0	-100.00
CAMEROON	0	1,224	-	0	3,427	-
NIGERIA	52,611	18,309	-65.20	184,557	57,680	-68.75
SIERRA LEONE	454	0	-100.00	1,440	0	-100.00
GABON	150	3,050	1,933.33	2,215	8,121	266.64
COTE D'IVOIRE	238	2,651	1,013.87	753	5,341	609.30
SENEGAL	22,564	1,874	-91.69	22,549	4,011	-82.21
GAMBIA	0	19,389	-	0	2,867	-
U.S. VIRGIN ISLANDS	566	1,596	181.98	907	8,782	868.25
SEYCHELLES	303,025	138,486	-54.30	621,783	815,657	31.18
UGANDA	0	485	-	0	750	-
DJIBOUTI	2,582	59,604	2,208.44	17,001	95,532	461.92
SOUTH AFRICA	5,449,295	6,620,270	21.49	7,422,887	9,647,600	29.97
MAURITIUS	148,548	126,339	-14.95	302,305	257,084	-14.96
VIRGIN ISLANDS (BRITISH)	1,985	987	-50.28	1,970	4,154	110.86

TABEL 5. PERKEMBANGAN EKSPOR INDONESIA MENURUT KOMODITI DAN NEGARA TUJUAN

JENIS BARANG	BERAT BERSIH (KG)		PERUB	NILAI FOB (US \$)		PERUB
	JAN-JUN 2009	JAN-JUN 2010	%	JAN-JUN 2009	JAN-JUN 2010	%
	(1)	(2)	(3)	(4)	(5)	(6)
AUSTRALIA	34,327,052	43,588,784	26.98	50,556,204	63,630,921	25.86
NEW ZEALAND	3,086,431	2,459,030	-20.33	3,712,775	3,132,242	-15.64
MICRONESIA, FEDERATED STATI	4,319	0	-100.00	4,219	0	-100.00
GUAM	54,648	21,183	-61.24	88,709	88,119	-0.67
PALAU	1,082	4,187	286.97	4,583	13,106	185.97
NEW CALEDONIA	495,204	529,499	6.93	773,443	853,715	10.38
NORTHERN MARIANA ISLANDS	899	698	-22.36	7,513	1,620	-78.44
SAINT VINCENT AND THE GRENADES	3,027	569	-81.20	11,507	2,341	-79.66
VANUATU	39,711	5,417	-86.36	42,180	8,034	-80.95
WALLIS AND FUTUNA ISLANDS	2,336	2,469	5.69	3,559	4,735	33.04
AMERICAN SAMOA	0	27,228	-	0	37,172	-
COOK ISLANDS	9,288	1,618	-82.58	28,301	21,731	-23.21
FIJI	2,931	28,373	868.03	17,254	179,268	938.99
SAMOA	2,942	2,618	-11.01	3,788	4,617	21.88
TONGA	10	0	-100.00	23	0	-100.00
EAST TIMOR	70,884	77,250	8.98	54,765	111,636	103.85
UNITED STATES	24,227,284	22,876,113	-5.58	62,898,213	56,594,386	-10.02
CANADA	1,601,174	4,320,814	169.85	3,757,483	9,331,242	148.34
MEXICO	456,462	1,139,240	149.58	1,139,414	3,303,245	189.91
GUATEMALA	4,832	11,301	133.88	19,908	49,834	150.32
HONDURAS	8,751	12,964	48.14	15,079	51,686	242.77
NICARAGUA	2,737	1,103	-59.70	5,571	2,410	-56.74
PANAMA	25,487	14,386	-43.56	38,238	17,582	-54.02
SURINAME	0	2,046	-	0	3,657	-
CHILE	125,261	205,094	63.73	273,700	582,308	112.75
VENEZUELA	91,585	57,070	-37.69	190,599	114,865	-39.73
ARGENTINA	108,847	176,179	61.86	401,142	268,665	-33.02
BRAZIL	212,209	171,897	-19.00	442,254	426,050	-3.66
COLOMBIA	61,802	90,376	46.23	94,636	160,225	69.31
URUGUAY	13,991	32,413	131.67	35,899	56,223	56.61
PARAGUAY	786	0	-100.00	602	0	-100.00
PERU	2,663	1,383	-48.07	9,212	6,274	-31.89
TRINIDAD AND TOBAGO	4,088	1,886	-53.86	9,848	9,235	-6.22
BAHAMAS	6,832	41,440	506.56	15,616	90,652	480.51
JAMAICA	57,647	105,441	82.91	147,158	313,741	113.20
PUERTO RICO	72,875	71,408	-2.01	205,046	200,434	-2.25
BELIZE	896	5,370	499.33	2,247	3,737	66.31
DOMINICAN REPUBLIC	111,760	104,394	-6.59	300,411	220,018	-26.76
COSTA RICA	33,504	20,079	-40.07	70,629	67,775	-4.04
HAITI	6,258	400	-93.61	13,405	3,324	-75.20
BARBADOS	87,062	541	-99.38	71,805	1,710	-97.62
ANTIGUA AND BARBUDA	444	2,666	500.45	809	2,134	163.78
ANGUILLA	13,895	2,868	-79.36	35,175	9,847	-72.01
ARUBA	15,630	20,081	28.48	38,688	30,965	-19.96
BERMUDA	17,714	2,239	-87.36	86,150	24,554	-71.50
CAYMAN ISLANDS	0	1,054	-	0	1,268	-
DOMINICA	0	2,052	-	0	3,576	-
FRENCH GUIANA	16,486	15,341	-6.95	39,616	35,439	-10.54
FRENCH POLYNESIA	100,110	341,116	240.74	208,475	488,713	134.42
GRENADA	326	0	-100.00	1,591	0	-100.00
MARTINIQUE	49,618	73,045	47.21	71,954	171,702	138.63
NETHERLANDS ANTILLES	179,423	176,079	-1.86	759,154	713,788	-5.98
SAINT LUCIA	0	1,749	-	0	8,468	-
TURKS AND CAICOS ISLANDS	0	100	-	0	128	-
GUADELOUPE	35,436	70,996	100.35	55,958	183,297	227.56
SAINT KITTS AND NEVIS	5,479	554	-89.89	7,749	1,245	-83.93
UNITED KINGDOM	12,287,517	14,185,695	15.45	25,686,782	30,255,015	17.78
NETHERLANDS	29,516,309	31,921,986	8.15	44,954,161	47,878,364	6.50
FRANCE	9,191,623	10,374,744	12.87	16,679,176	18,329,409	9.89
GERMANY, FED. REP. OF	21,158,769	29,042,344	37.26	35,324,689	48,799,654	38.15
AUSTRIA	174,801	154,640	-11.53	392,087	467,370	19.20
BELGIUM	8,560,271	9,610,424	12.27	13,277,750	15,170,584	14.26
SWITZERLAND	154,281	10,230,302	6,530.95	658,939	1,306,438	98.26
LUXEMBOURG	0	6,843	-	0	20,256	-
DENMARK	2,144,428	3,080,134	43.63	3,172,478	4,693,623	47.95
NORWAY	1,247,527	561,551	-54.99	2,353,404	1,162,376	-50.61
SWEDEN	739,517	918,109	24.15	2,248,573	2,988,836	32.92
FINLAND	328,707	377,795	14.93	804,613	932,361	15.88
IRELAND	519,111	651,417	25.49	1,234,359	1,607,983	30.27
ITALY	5,850,906	6,040,425	3.24	12,768,463	15,664,190	22.68
SPAIN	3,225,176	2,826,289	-12.37	8,414,120	7,004,878	-16.75
PORTUGAL	1,253,355	1,725,915	37.70	2,631,721	2,851,740	8.36
ICELAND	0	37,404	-	0	86,174	-
GREECE	804,625	1,041,268	29.41	2,375,518	1,353,261	-43.03
DEMOCRATIC REPUBLIC OF THE CONGO	845	0	-100.00	2,688	0	-100.00
HUNGARY	82,696	79,404	-3.98	133,851	240,949	80.01
POLAND	5,848,479	5,978,680	2.23	8,057,463	8,435,650	4.69
ROMANIA	10,303	73,432	612.72	22,410	126,207	463.17



TABEL 5. PERKEMBANGAN EKSPOR INDONESIA MENURUT KOMODITI DAN NEGARA TUJUAN

JENIS BARANG	BERAT BERSIH (KG)		PERUB	NILAI FOB (US \$)		PERUB
	JAN-JUN 2009	JAN-JUN 2010	%	JAN-JUN 2009	JAN-JUN 2010	%
(1)	(2)	(3)	(4)	(5)	(6)	(7)
BULGARIA	252,893	230,419	-8.89	404,222	395,866	-2.07
YUGOSLAVIA	4,385	18,429	320.27	9,858	26,824	172.10
ALBANIA	70,521	15,640	-77.82	113,052	30,278	-73.22
ARMENIA	0	9,510	-	0	8,141	-
AZERBAIJAN	5,681	133,901	2,257.00	23,703	297,070	1,153.30
BELARUS	0	8	-	0	57	-
KAZAKHSTAN	20,895	79,485	280.40	50,492	151,168	199.39
UKRAINE	279,810	411,857	47.19	534,370	674,350	26.20
LITHUANIA	132,295	19,397	-85.34	191,021	57,982	-69.65
LATVIA	20,205	107,490	432.00	32,757	270,440	725.59
ESTONIA	171,694	85,180	-50.39	386,825	165,809	-57.14
GEORGIA	39,568	63,692	60.97	57,372	106,283	85.25
CROATIA	235,055	297,571	26.60	527,617	672,133	27.39
MALTA	14,033	13,752	-2.00	95,234	25,935	-72.77
SLOVAKIA	9,769	29,921	206.29	34,862	54,814	57.23
SLOVENIA	126,653	140,947	11.29	398,568	326,991	-17.96
CZECH REPUBLIC	246,904	156,666	-36.55	660,766	336,508	-49.07
REP. OF MACEDONIA	2,147	1,000	-53.42	2,694	2,622	-2.67
RUSSIA FEDERATION	672,123	842,501	25.35	1,377,355	1,490,071	8.18
<b>-TIMAH</b>	<b>51,770,283</b>	<b>43,563,984</b>	<b>-15.85</b>	<b>598,361,990</b>	<b>680,140,039</b>	<b>13.67</b>
JAPAN	466,976	2,778,910	495.09	5,721,073	39,911,575	597.62
HONG KONG	85,251	714,684	738.33	709,544	10,113,385	1,325.34
KOREA, REPUBLIC OF	513,683	791,579	54.10	5,861,968	12,387,098	111.31
TAIWAN	565,897	1,353,751	139.22	6,700,235	22,463,931	235.27
CHINA	2,063,754	1,103,407	-46.53	23,344,336	16,582,487	-28.97
THAILAND	163,535	43,925	-73.14	1,717,118	689,023	-59.87
SINGAPORE	41,766,225	31,037,344	-25.69	484,981,980	484,289,640	-0.14
PHILIPPINES	60,604	64,170	5.88	942,791	1,371,026	45.42
MALAYSIA	5,740,750	2,818,723	-50.90	64,992,308	45,285,396	-30.32
VIET NAM	78	0	-100.00	565	0	-100.00
INDIA	67,111	166,363	147.89	763,100	2,671,054	250.03
PAKISTAN	0	25,338	-	0	456,089	-
BANGLADESH	2,000	0	-100.00	23,130	0	-100.00
IRAQ	6,113	0	-100.00	118,569	0	-100.00
TURKEY	0	249,846	-	0	4,045,280	-
UNITED ARAB EMIRATES	100,113	0	-100.00	1,330,577	0	-100.00
AUSTRALIA	46,352	61,922	33.59	181,723	445,683	145.25
EAST TIMOR	0	677	-	0	275	-
UNITED STATES	69,395	625,481	801.33	214,657	10,155,505	4,631.04
CANADA	0	14,789	-	0	246,813	-
UNITED KINGDOM	0	2,672	-	0	46,092	-
NETHERLANDS	49,809	1,282,861	2,475.56	709,776	21,864,792	2,980.52
GERMANY, FED. REP. OF	2,637	402,523	15,164.43	48,540	6,702,080	13,707.33
ITALY	0	25,019	-	0	412,815	-
<b>-ALUMINIUM</b>	<b>124,267,288</b>	<b>140,320,220</b>	<b>12.92</b>	<b>229,272,962</b>	<b>361,209,961</b>	<b>57.55</b>
JAPAN	78,843,352	68,054,201	-13.68	112,711,876	150,357,270	33.40
HONG KONG	694,495	767,340	10.49	1,162,199	1,956,286	68.33
KOREA, REPUBLIC OF	7,546,806	6,147,469	-18.54	10,202,066	9,761,987	-4.31
TAIWAN	949,132	1,425,130	50.15	3,460,433	4,484,456	29.59
CHINA	5,514,829	1,164,638	-78.88	9,444,603	1,596,299	-83.10
PAPUA NEW GUINEA	761,793	536,144	-29.62	1,930,573	1,716,240	-11.10
THAILAND	2,933,084	4,939,280	68.40	8,205,813	15,965,832	94.57
SINGAPORE	3,935,393	5,440,645	38.25	13,362,623	16,543,616	23.81
PHILIPPINES	4,001,509	4,851,152	21.23	13,194,760	16,312,896	23.63
MALAYSIA	4,590,163	3,758,344	-18.12	12,010,676	12,059,087	0.40
MYANMAR (FORM. BURMA)	21,258	97,599	359.12	53,098	293,020	451.85
BRUNEI DARUSSALAM	159,560	251,632	57.70	614,430	739,802	20.40
VIET NAM	1,339,103	608,644	-54.55	2,689,367	1,917,135	-28.71
MALDIVES	1,973	7,921	301.47	9,964	74,219	644.87
INDIA	506,351	1,452,440	186.84	1,399,028	5,352,842	282.61
PAKISTAN	77,374	57,763	-25.35	268,178	311,507	16.16
BANGLADESH	214,403	101,696	-52.57	509,419	304,994	-40.13
SRI LANKA	35,754	55,197	54.38	95,691	195,602	104.41
IRAN (ISLAMIC REPUBLIC OF)	19,201	25,675	33.72	84,118	75,242	-10.55
SAUDI ARABIA	69,667	134,026	92.38	366,862	624,175	70.14
KUWAIT	3,876	1,881	-51.47	9,066	18,100	99.65
JORDAN	0	18,145	-	0	48,307	-
LEBANON	11,869	4,509	-62.01	39,180	36,024	-8.06
YEMEN	0	4,124	-	0	13,719	-
OMAN	47,700	4,735	-90.07	99,492	17,656	-82.25
TURKEY	28,918	284,621	884.23	96,273	979,388	917.30
UNITED ARAB EMIRATES	53,797	109,421	103.40	265,909	485,757	82.68
BAHRAIN	783	0	-100.00	4,974	0	-100.00
CYPRUS	1,762	3,528	100.23	12,284	19,787	61.08
EGYPT	4,100	203	-95.05	6,261	313	-95.00
LIBYAN ARAB JAMAHIRIYA	5,788	16,046	177.23	9,486	49,271	419.41

TABEL 5. PERKEMBANGAN EKSPOR INDONESIA MENURUT KOMODITI DAN NEGARA TUJUAN

JENIS BARANG	BERAT BERSIH (KG)		PERUB %	NILAI FOB (US \$)		PERUB %
	JAN-JUN 2009	JAN-JUN 2010		JAN-JUN 2009	JAN-JUN 2010	
	(1)	(2)	(3)	(4)	(5)	(6)
MOROCCO	0	669	-	0	510	-
TUNISIA	0	713	-	0	2,109	-
ETHIOPIA	576,485	0	-100.00	1,511,083	0	-100.00
TANZANIA, UNITED REPUBLIC OF	0	12,210	-	0	23,583	-
MADAGASCAR	58,085	38,202	-34.23	185,994	100,216	-46.12
KENYA	0	255	-	0	4,516	-
REUNION	15,841	20,184	27.42	51,907	58,233	12.19
TOGO	0	219	-	0	222	-
ANGOLA	112	808	621.43	1,385	4,079	194.51
NIGERIA	149,870	4,917	-96.72	346,871	4,374	-98.74
SENEGAL	4,690	530	-88.70	26,702	4,973	-81.38
BENIN	0	7	-	0	25	-
SEYCHELLES	309	5,286	1,610.68	1,883	21,142	1,022.78
SOUTH AFRICA	61,695	121,258	96.54	383,266	786,723	105.27
ZAMBIA	630	0	-100.00	7,504	0	-100.00
MAURITIUS	363,942	436,341	19.89	1,143,712	1,061,996	-7.14
VIRGIN ISLANDS (BRITISH)	0	12,153	-	0	34,322	-
AUSTRALIA	3,001,574	4,481,511	49.31	8,139,258	14,610,945	79.51
NEW ZEALAND	510,391	465,194	-8.86	1,118,932	1,356,971	21.27
PALAU	0	57	-	0	163	-
NEW CALEDONIA	176,137	223,665	26.98	561,136	670,908	19.56
VANUATU	5,892	1,422	-75.87	4,966	2,277	-54.15
FIJI	187,329	24,995	-86.66	232,923	73,002	-68.66
SAMOA	0	784	-	0	1,421	-
EAST TIMOR	255,461	593,792	132.44	315,589	305,020	-3.35
UNITED STATES	3,741,145	29,946,369	700.46	12,458,663	85,551,710	586.68
CANADA	1,036,521	1,382,704	33.40	2,499,515	4,342,626	73.74
MEXICO	0	3,241	-	0	23,270	-
GUATEMALA	115	147	27.83	499	876	75.55
PANAMA	0	1,430	-	0	7,149	-
VENEZUELA	23	0	-100.00	34	0	-100.00
ARGENTINA	76	1,848	2,331.58	92	1,982	2,054.35
BRAZIL	132,707	219,820	65.64	644,319	1,306,485	102.77
COLOMBIA	1	20,802	2,080,100.00	9	61,110	678,900.00
URUGUAY	1	0	-100.00	3	0	-100.00
PERU	16,604	0	-100.00	33,355	0	-100.00
JAMAICA	308	12,400	3,925.97	367	24,010	6,442.23
PUERTO RICO	0	79,646	-	0	220,636	-
DOMINICAN REPUBLIC	540	239	-55.74	1,775	2,527	42.37
COSTA RICA	0	166	-	0	664	-
ARUBA	0	76	-	0	36	-
FRENCH POLYNESIA	1,516	33,447	2,106.27	1,332	96,556	7,148.95
MARTINIQUE	0	6,650	-	0	21,213	-
NETHERLANDS ANTILLES	1,400	0	-100.00	1,097	0	-100.00
GUADELOUPE	152	10,248	6,642.11	180	35,908	19,848.89
UNITED KINGDOM	391,155	415,011	6.10	1,995,741	2,115,377	5.99
NETHERLANDS	141,722	45,373	-67.98	1,061,780	396,148	-62.69
FRANCE	142,870	302,183	111.51	1,006,540	1,965,571	95.28
GERMANY, FED. REP. OF	588,338	488,130	-17.03	1,635,260	1,458,874	-10.79
AUSTRIA	2,887	224	-92.24	7,616	7,500	-1.52
BELGIUM	101,679	347,954	242.21	456,091	1,199,908	163.09
SWITZERLAND	2,561	21	-99.18	11,210	176	-98.43
DENMARK	17,454	84	-99.52	25,163	139	-99.45
NORWAY	16,953	6,375	-62.40	92,774	21,318	-77.02
SWEDEN	7,585	1,180	-84.44	59,225	8,771	-85.19
FINLAND	4,272	0	-100.00	28,053	0	-100.00
ITALY	85,701	118,485	38.25	339,973	381,946	12.35
SPAIN	44,680	51,692	15.69	293,433	326,644	11.32
PORTUGAL	1,343	6,457	380.79	1,860	31,400	1,588.17
GREECE	3,518	23,148	557.99	17,753	25,402	43.09
HUNGARY	435	93	-78.62	3,150	62	-98.03
POLAND	3,814	2,110	-44.68	104,407	12,437	-88.09
ROMANIA	0	4,563	-	0	27,042	-
BULGARIA	2,512	1,867	-25.68	15,282	11,981	-21.60
UKRAINE	6,208	9,261	49.18	35,466	55,395	56.19
CROATIA	4,338	0	-100.00	31,620	0	-100.00
MALTA	2,165	23	-98.94	3,098	41	-98.68
SLOVAKIA	20	0	-100.00	202	0	-100.00
SLOVENIA	775	6,796	776.90	2,963	25,049	745.39
CZECH REPUBLIC	0	636	-	0	3,463	-
RUSSIA FEDERATION	20,958	0	-100.00	51,249	0	-100.00
<b>-NIKEL</b>	<b>18,579,281</b>	<b>59,829,573</b>	<b>222.02</b>	<b>122,297,593</b>	<b>736,572,225</b>	<b>502.28</b>
JAPAN	18,352,543	59,501,059	224.21	121,404,349	734,774,227	505.23
HONG KONG	0	943	-	0	5,881	-
KOREA, REPUBLIC OF	158,789	184,962	16.48	432,478	918,514	112.38
CHINA	8,572	3,997	-53.37	136,008	19,159	-85.91
THAILAND	0	4	-	0	2,461	-

TABEL 5. PERKEMBANGAN EKSPOR INDONESIA MENURUT KOMODITI DAN NEGARA TUJUAN

JENIS BARANG	BERAT BERSIH (KG)		PERUB	NILAI FOB (US \$)		PERUB
	JAN-JUN 2009	JAN-JUN 2010	%	JAN-JUN 2009	JAN-JUN 2010	%
	(1)	(2)	(3)	(4)	(5)	(6)
SINGAPORE	411	6,585	1,502.19	12,025	101,193	741.52
MALAYSIA	298	587	96.98	16,125	29,576	83.42
VIET NAM	27,341	0	-100.00	149,955	0	-100.00
INDIA	8,656	54	-99.38	25,140	1,066	-95.76
EGYPT	32	1,014	3,068.75	168	32,700	19,364.29
AUSTRALIA	0	3,615	-	0	4,650	-
EAST TIMOR	0	5,215	-	0	29,400	-
UNITED STATES	76	16,678	21,844.74	7,897	124,104	1,471.53
UNITED KINGDOM	17,045	30,065	76.39	96,471	220,672	128.74
NETHERLANDS	5,493	18,000	227.69	16,821	99,000	488.55
AUSTRIA	25	0	-100.00	156	0	-100.00
SWEDEN	0	56,795	-	0	209,622	-
<b>-BESI/BAJA</b>	<b>920,063,506</b>	<b>850,623,870</b>	<b>-7.55</b>	<b>1,051,985,453</b>	<b>1,145,425,253</b>	<b>8.88</b>
JAPAN	29,014,820	53,332,018	83.81	70,436,645	108,092,963	53.46
HONG KONG	2,379,667	2,130,526	-10.47	5,116,875	4,001,919	-21.79
KOREA, REPUBLIC OF	37,016,885	26,617,150	-28.09	69,852,348	58,307,018	-16.53
TAIWAN	3,903,451	15,544,494	298.22	6,012,109	23,436,254	289.82
CHINA	146,687,056	39,651,546	-72.97	62,848,459	61,447,222	-2.23
PAPUA NEW GUINEA	1,487,036	3,262,651	119.41	2,946,374	5,827,472	97.78
THAILAND	13,606,381	20,000,877	47.00	28,440,466	36,544,924	28.50
SINGAPORE	158,181,030	211,706,248	33.84	178,990,440	221,089,869	23.52
PHILIPPINES	15,579,370	7,686,312	-50.66	14,682,118	9,933,432	-32.34
MALAYSIA	88,936,230	80,842,320	-9.10	75,998,928	68,293,931	-10.14
MYANMAR (FORM. BURMA)	5,315,542	78,872,376	1,383.81	4,133,359	45,755,504	1,006.98
CAMBODIA	53	0	-100.00	556	0	-100.00
BRUNEI DARUSSALAM	3,871,706	1,033,882	-73.30	3,083,658	918,234	-70.22
VIET NAM	94,395,820	36,853,118	-60.96	60,667,897	32,190,293	-46.94
MALDIVES	41,734	159,582	282.38	143,399	162,754	13.50
INDIA	38,246,836	19,321,883	-49.48	26,973,979	18,786,423	-30.35
PAKISTAN	13,420,761	11,170,420	-16.77	11,046,019	9,406,870	-14.84
BANGLADESH	6,648,268	8,167,220	22.85	4,171,339	9,532,720	128.53
SRI LANKA	5,938,952	4,823,889	-18.78	3,286,220	3,276,815	-0.29
IRAQ	48,532	6,685	-86.23	38,167	34,547	-9.48
IRAN (ISLAMIC REPUBLIC OF)	29,495,269	29,645,329	0.51	60,033,675	29,044,070	-51.62
SAUDI ARABIA	10,213,301	7,971,902	-21.95	12,631,820	13,334,611	5.56
ISRAEL	4,321	44,787	936.50	89,895	75,989	-15.47
KUWAIT	7,085,140	311,244	-95.61	7,244,390	660,307	-90.89
JORDAN	442,114	62,294	-85.91	363,434	75,135	-79.33
LEBANON	25,222	29,046	15.16	123,216	160,036	29.88
YEMEN	1,140,042	2,251,680	97.51	1,940,239	4,612,632	137.74
OMAN	6,509,200	2,264,647	-65.21	10,302,081	1,775,900	-82.76
SYRIA ARAB REPUBLIC	3,893,985	91,350	-97.65	9,444,038	226,093	-97.61
TURKEY	663,096	2,316,170	249.30	1,235,971	4,681,681	278.79
UNITED ARAB EMIRATES	19,037,168	9,326,094	-51.01	15,279,352	10,793,614	-29.36
QATAR	5,349,660	513,842	-90.39	8,557,916	485,530	-94.33
BAHRAIN	23,210	426,290	1,736.67	33,526	300,578	796.55
CYPRUS	226,905	3,069	-98.65	164,196	22,644	-86.21
EGYPT	3,497,224	495,635	-85.83	4,511,052	1,525,118	-66.19
LIBYAN ARAB JAMAHIRIYA	50,457	33,914	-32.79	37,104	30,911	-16.69
MOROCCO	726	0	-100.00	1,187	0	-100.00
TUNISIA	194,015	0	-100.00	151,064	0	-100.00
ALGERIA	2,862,321	1,438,475	-49.74	6,852,243	4,972,992	-27.43
SUDAN	300,684	15,136	-94.97	137,298	42,948	-68.72
NAMIBIA	322	0	-100.00	746	0	-100.00
TANZANIA, UNITED REPUBLIC OF	168	1,869,187	1,112,511.31	513	2,120,067	413,168.42
MADAGASCAR	992,344	1,996,769	101.22	718,967	1,814,476	152.37
KENYA	425,221	37,353	-91.22	333,478	685,022	105.42
REUNION	14,949	16,993	13.67	21,761	62,825	188.70
MOZAMBIQUE	17,095	10,049	-41.22	17,951	28,545	59.02
TOGO	0	811	-	0	821	-
GHANA	122,131	733,352	500.46	111,263	1,433,796	1,188.65
LIBERIA	49,310	2,540	-94.85	31,010	1,250	-95.97
ANGOLA	2,370,445	16,918,075	613.71	9,787,788	46,651,092	376.63
CAMEROON	15,116	13,704	-9.34	36,410	199,789	448.72
NIGERIA	288,472	809,862	180.74	458,004	1,606,463	250.75
GABON	150	15,703	10,368.67	1,960	35,315	1,701.79
COTE D'IVOIRE	7,548	410,633	5,340.29	9,417	1,438,703	15,177.72
SENEGAL	4,758	8,301	74.46	9,683	4,320	-55.39
MAURITANIA	233,530	284,562	21.85	951,467	773,120	-18.74
BENIN	172,131	15,205	-91.17	247,176	27,596	-88.84
BURKINA FASO	3,644	0	-100.00	11,022	0	-100.00
GUINEA BISSAU	0	56	-	0	284	-
GAMBIA	0	723	-	0	107	-
U.S. VIRGIN ISLANDS	0	1	-	0	15	-
SEYCHELLES	12,857	4,958	-61.44	34,318	21,514	-37.31
UGANDA	3,614	2	-99.94	11,991	72	-99.40
DJIBOUTI	128	441,784	345,043.75	200	497,209	248,504.50

TABEL 5. PERKEMBANGAN EKSPOR INDONESIA MENURUT KOMODITI DAN NEGARA TUJUAN

JENIS BARANG	BERAT BERSIH (KG)		PERUB %	NILAI FOB (US \$)		PERUB %
	JAN-JUN 2009	JAN-JUN 2010		JAN-JUN 2009	JAN-JUN 2010	
	(1)	(2)	(3)	(4)	(5)	(6)
SOUTH AFRICA	1,151,835	433,271	-62.38	2,766,691	1,267,643	-54.18
MAURITIUS	2,417,508	3,393,683	40.38	3,657,835	4,002,429	9.42
VIRGIN ISLANDS (BRITISH)	2,567	97,521	3,699.03	973	102,397	10,423.84
AUSTRALIA	40,408,706	55,074,154	36.29	59,302,507	46,977,853	-20.78
NEW ZEALAND	3,257,502	5,201,899	59.69	3,477,341	5,216,064	50.00
MICRONESIA, FEDERATED STATI	6,520	0	-100.00	20,921	0	-100.00
GUAM	1,150	79	-93.13	2,169	857	-60.49
PALAU	3	640	21,233.33	60	4,936	8,126.67
NEW CALEDONIA	37,826	142,618	277.04	45,515	143,396	215.05
SAINT VINCENT AND THE GRENA	0	9	-	0	57	-
VANUATU	7,641	2,235	-70.75	20,029	5,448	-72.80
WALLIS AND FUTUNA ISLANDS	49	1,459	2,877.55	92	2,433	2,544.57
COOK ISLANDS	1,703	119	-93.01	5,529	2,084	-62.31
FIJI	177,026	76,935	-56.54	328,383	118,278	-63.98
SAMOA	0	29	-	0	89	-
SOLOMON ISLANDS	0	66,003	-	0	76,948	-
TONGA	5	256	5,020.00	10	504	4,940.00
EAST TIMOR	5,520,890	8,279,802	49.97	5,951,835	5,250,435	-11.78
UNITED STATES	26,469,021	25,692,950	-2.93	73,667,891	60,760,141	-17.52
CANADA	2,345,629	3,596,933	53.35	4,172,635	6,231,467	49.34
MEXICO	4,970,729	248,600	-95.00	12,967,537	1,188,679	-90.83
GUATEMALA	61,663	109,333	77.31	174,037	281,453	61.72
NICARAGUA	8	383	4,687.50	17	838	4,829.41
PANAMA	1,960	13,954	611.94	1,868	31,266	1,573.77
CHILE	202,080	112,394	-44.38	304,336	206,483	-32.15
VENEZUELA	510,172	538	-99.89	1,177,768	968	-99.92
ARGENTINA	48,522	1,085,050	2,136.20	588,700	2,062,401	250.33
BRAZIL	208,236	916,733	340.24	472,187	5,036,257	966.58
COLOMBIA	644,627	280,740	-56.45	4,243,831	927,543	-78.14
BOLIVIA	0	267	-	0	3,870	-
URUGUAY	17	98	476.47	129	464	259.69
PARAGUAY	0	36,169	-	0	74,744	-
ECUADOR	43,463	423,406	874.18	79,150	948,906	1,098.87
PERU	194,735	334,376	71.71	348,046	678,838	95.04
TRINIDAD AND TOBAGO	99,419	0	-100.00	294,156	0	-100.00
BAHAMAS	0	70	-	0	327	-
JAMAICA	823	650	-21.02	688	1,918	178.78
PUERTO RICO	120	47,656	39,613.33	846	116,993	13,728.96
DOMINICAN REPUBLIC	982	380	-61.30	2,109	305	-85.54
COSTA RICA	9,971	728	-92.70	12,103	683	-94.36
HAITI	53	0	-100.00	118	0	-100.00
BARBADOS	23,340	21,025	-9.92	17,524	19,614	11.93
ANTIGUA AND BARBUDA	0	6	-	0	6	-
ANGUILLA	67	0	-100.00	86	0	-100.00
ARUBA	0	13,785	-	0	9,085	-
BERMUDA	506	88	-82.61	1,952	1,014	-48.05
DOMINICA	0	1,730	-	0	3,013	-
FRENCH GUIANA	5,009	167	-96.67	15,537	110	-99.29
FRENCH POLYNESIA	10,769	3,297	-69.38	13,115	7,833	-40.27
MARTINIQUE	900	2,194	143.78	1,130	4,851	329.29
NETHERLANDS ANTILLES	7,969	58	-99.27	7,383	597	-91.91
GUADELOUPE	4,762	2,500	-47.50	5,456	6,029	10.50
SAINT KITTS AND NEVIS	685	3	-99.56	955	94	-90.16
UNITED KINGDOM	7,608,373	4,386,410	-42.35	8,542,808	13,263,616	55.26
NETHERLANDS	33,416,922	5,611,517	-83.21	23,073,267	24,247,306	5.09
FRANCE	271,259	340,215	25.42	846,508	1,119,924	32.30
GERMANY, FED. REP. OF	5,220,957	3,130,743	-40.04	7,417,593	9,150,494	23.36
AUSTRIA	338,223	15,144	-95.52	339,591	44,523	-86.89
BELGIUM	2,175,991	3,031,187	39.30	8,318,467	7,309,170	-12.13
SWITZERLAND	17,198,576	16,245,230	-5.54	38,742,498	77,885,353	101.03
LUXEMBOURG	0	137,757	-	0	363,186	-
DENMARK	24,920	1,727,160	6,830.82	61,677	3,705,243	5,907.50
NORWAY	1,304	49,145	3,668.79	6,196	749,597	11,998.08
SWEDEN	64,894	340,465	424.65	129,775	729,441	462.08
FINLAND	3,354	108,156	3,124.69	46,608	207,666	345.56
IRELAND	589,432	2,820	-99.52	411,836	13,155	-96.81
ITALY	1,900,526	2,418,938	27.28	3,380,384	5,334,965	57.82
SPAIN	443,756	2,569,500	479.03	986,332	5,946,546	502.89
PORTUGAL	13,714	742,183	5,311.86	81,725	1,394,672	1,606.54
GREECE	23,685	52,058	119.79	152,277	178,365	17.13
DEMOCRATIC REPUBLIC OF THE	0	19,800	-	0	16,500	-
HUNGARY	6,097	7,327	20.17	17,571	63,019	258.65
POLAND	175,365	410,660	134.17	524,697	1,127,917	114.97
ROMANIA	690	830	20.29	1,898	1,524	-19.70
BULGARIA	775	5,263	579.10	820	42,342	5,063.66
YUGOSLAVIA	528	0	-100.00	1,639	0	-100.00
AZERBAIJAN	0	4	-	0	354	-
KAZAKHSTAN	564,178	12,999	-97.70	2,359,913	154,620	-93.45

TABEL 5. PERKEMBANGAN EKSPOR INDONESIA MENURUT KOMODITI DAN NEGARA TUJUAN

JENIS BARANG	BERAT BERSIH (KG)		PERUB	NILAI FOB (US \$)		PERUB
	JAN-JUN 2009	JAN-JUN 2010	%	JAN-JUN 2009	JAN-JUN 2010	%
	(1)	(2)	(3)	(4)	(5)	(6)
UKRAINE	77,680	1,587	-97.96	162,178	4,785	-97.05
LITHUANIA	2,051	0	-100.00	6,092	0	-100.00
LATVIA	44	53	20.45	196	288	46.94
ESTONIA	63,260	330,405	422.30	88,658	783,083	783.26
GEORGIA	0	48,231	-	0	41,301	-
CROATIA	4,752	4,815	1.33	7,486	10,895	45.54
MALTA	86	143	66.28	413	315	-23.73
SLOVAKIA	23,303	4,421	-81.03	60,536	52,601	-13.11
SLOVENIA	20,597	5,785	-71.91	104,090	22,080	-78.79
CZECH REPUBLIC	207,616	78,644	-62.12	525,588	356,661	-32.14
REP. OF MACEDONIA	4,979	0	-100.00	6,243	0	-100.00
RUSSIA FEDERATION	290,328	1,052,578	262.55	630,536	2,062,751	227.14
<b>-TEMBAGA</b>	<b>159,810,833</b>	<b>153,225,676</b>	<b>-4.12</b>	<b>886,819,806</b>	<b>1,573,266,060</b>	<b>77.41</b>
JAPAN	6,123,208	2,380,424	-61.12	221,761,095	387,419,033	74.70
HONG KONG	3,178,989	4,481,357	40.97	12,362,615	29,635,469	139.72
KOREA, REPUBLIC OF	5,290,071	2,147,378	-59.41	77,802,865	141,705,551	82.13
TAIWAN	4,946,424	9,326,492	88.55	20,895,471	63,327,587	203.07
CHINA	46,671,438	26,907,868	-42.35	171,092,757	150,687,195	-11.93
PAPUA NEW GUINEA	0	9	-	0	60	-
THAILAND	24,031,128	35,771,805	48.86	97,518,592	254,952,259	161.44
SINGAPORE	16,254,100	5,255,120	-67.67	61,638,308	38,997,833	-36.73
PHILIPPINES	3,431,084	6,588,720	92.03	16,772,371	48,186,919	187.30
MALAYSIA	42,289,128	50,678,346	19.84	175,087,902	391,572,535	123.64
BRUNEI DARUSSALAM	14	2,565	18,221.43	52	16,836	32,276.92
LAO PEOPLE'S DEMOCRATIC RE	45	0	-100.00	993	0	-100.00
NEPAL	44,608	39,947	-10.45	208,882	273,237	30.81
VIET NAM	5,054,024	5,948,928	17.71	21,647,820	42,540,186	96.51
MALDIVES	2,057	2,794	35.83	19,257	4,874	-74.69
INDIA	605,045	813,102	34.39	2,541,423	5,954,545	134.30
PAKISTAN	795,378	1,500,275	88.62	2,584,194	10,476,483	305.41
BANGLADESH	178,440	330,860	85.42	746,337	2,292,510	207.17
SRI LANKA	0	1	-	0	22	-
IRAN (ISLAMIC REPUBLIC OF)	0	1,104	-	0	18,363	-
SAUDI ARABIA	5,227	0	-100.00	83,575	0	-100.00
ISRAEL	0	78	-	0	472	-
KUWAIT	2,117	1,215	-42.61	9,587	1,815	-81.07
YEMEN	40,494	0	-100.00	134,386	0	-100.00
OMAN	412	662	60.68	3,329	2,912	-12.53
TURKEY	0	5,040	-	0	34,524	-
UNITED ARAB EMIRATES	1,274	249	-80.46	9,070	8,120	-10.47
BAHRAIN	59	0	-100.00	656	0	-100.00
ALGERIA	255	0	-100.00	2,772	0	-100.00
SUDAN	18	0	-100.00	550	0	-100.00
ETHIOPIA	6,540	458	-93.00	31,341	570	-98.18
MADAGASCAR	57,246	0	-100.00	32,802	0	-100.00
REUNION	0	25	-	0	129	-
ANGOLA	41	0	-100.00	513	0	-100.00
SEYCHELLES	112	1,149	925.89	370	5,146	1,290.81
UGANDA	0	7,550	-	0	725	-
SAO TOME AND PRINCIPE	0	586	-	0	2,900	-
SOUTH AFRICA	481	712	48.02	456	1,159	154.17
MAURITIUS	504	0	-100.00	621	0	-100.00
VIRGIN ISLANDS (BRITISH)	11	27	145.45	73	164	124.66
AUSTRALIA	14,538	80,839	456.05	186,719	552,050	195.66
NEW ZEALAND	218,997	161,000	-26.48	118,656	106,490	-10.25
PALAU	1	0	-100.00	19	0	-100.00
VANUATU	168	109	-35.12	186	466	150.54
FIJI	28	428	1,428.57	707	2,396	238.90
TUVALU	437	0	-100.00	655	0	-100.00
EAST TIMOR	25	4,785	19,040.00	48	4,820	9,941.67
UNITED STATES	401,614	599,355	49.24	2,290,881	3,267,528	42.63
CANADA	43,230	25,176	-41.76	245,348	250,340	2.03
MEXICO	0	319	-	0	649	-
CHILE	14	25	78.57	155	43	-72.26
BRAZIL	27,301	78,518	187.60	375,519	646,992	72.29
BOLIVIA	0	556	-	0	8,686	-
ANGUILLA	0	1,697	-	0	5,375	-
GUADELOUPE	0	16	-	0	70	-
UNITED KINGDOM	10,210	6,509	-36.25	105,400	21,180	-79.91
NETHERLANDS	14,896	50,927	241.88	105,499	150,570	42.72
FRANCE	1,538	4,726	207.28	62,755	39,997	-36.26
GERMANY, FED. REP. OF	33,146	8,633	-73.95	104,313	8,807	-91.56
AUSTRIA	169	1,453	759.76	2,924	4,494	53.69
BELGIUM	9,330	2,170	-76.74	160,361	44,316	-72.36
SWITZERLAND	16	49	206.25	50	132	164.00
DENMARK	36	0	-100.00	96	0	-100.00
NORWAY	0	22	-	0	311	-

TABEL 5. PERKEMBANGAN EKSPOR INDONESIA MENURUT KOMODITI DAN NEGARA TUJUAN

JENIS BARANG	BERAT BERSIH (KG)		PERUB %	NILAI FOB (US \$)		PERUB %
	JAN-JUN 2009	JAN-JUN 2010		JAN-JUN 2009	JAN-JUN 2010	
(1)	(2)	(3)	(4)	(5)	(6)	(7)
SWEDEN	229	409	78.60	240	1,316	448.33
IRELAND	0	60	-	0	495	-
ITALY	3,955	468	-88.17	15,274	3,570	-76.63
SPAIN	20,204	1,093	-94.59	42,418	2,838	-93.31
PORTUGAL	43	0	-100.00	1,224	0	-100.00
GREECE	8	28	250.00	84	80	-4.76
BULGARIA	14	0	-100.00	12	0	-100.00
GEORGIA	0	26	-	0	79	-
SLOVAKIA	339	0	-100.00	3,505	0	-100.00
CZECH REPUBLIC	375	1,432	281.87	5,723	21,829	281.43
RUSSIA FEDERATION	0	2	-	0	8	-
<b>-SENG</b>	<b>2,156,291</b>	<b>1,644,687</b>	<b>-23.73</b>	<b>2,808,955</b>	<b>1,897,525</b>	<b>-32.45</b>
JAPAN	743,708	204,166	-72.55	833,609	444,152	-46.72
HONG KONG	0	47	-	0	250	-
TAIWAN	238,872	777,021	225.29	122,497	428,639	249.92
CHINA	190,110	50,056	-73.67	136,236	153,694	12.81
PAPUA NEW GUINEA	0	217	-	0	1,417	-
THAILAND	0	20,000	-	0	15,560	-
SINGAPORE	199,272	54,653	-72.57	190,091	384,450	102.25
PHILIPPINES	29,574	43,786	48.06	60,035	81,547	35.83
MALAYSIA	0	9,157	-	0	16,497	-
VIET NAM	1,516	1,007	-33.58	3,991	7,462	86.97
INDIA	19,000	0	-100.00	16,430	0	-100.00
LEBANON	855	0	-100.00	4,685	0	-100.00
TANZANIA, UNITED REPUBLIC OF	428	0	-100.00	4,252	0	-100.00
KENYA	0	132	-	0	150	-
NIGERIA	20,000	0	-100.00	20,000	0	-100.00
BENIN	0	1,088	-	0	3,950	-
GAMBIA	251	0	-100.00	235	0	-100.00
AUSTRALIA	676	0	-100.00	7,288	0	-100.00
EAST TIMOR	708,569	430,208	-39.28	1,406,172	301,529	-78.56
UNITED STATES	3,313	51,938	1,467.70	3,135	57,630	1,738.28
GUATEMALA	135	0	-100.00	188	0	-100.00
UNITED KINGDOM	0	88	-	0	200	-
NETHERLANDS	9	232	2,477.78	56	230	310.71
GERMANY, FED. REP. OF	1	0	-100.00	19	0	-100.00
ITALY	2	0	-100.00	36	0	-100.00
PORTUGAL	0	891	-	0	168	-
<b>-LOGAM TIDAK MULIA LAIN</b>	<b>85,804,222</b>	<b>134,818,081</b>	<b>57.12</b>	<b>84,779,669</b>	<b>114,974,766</b>	<b>35.62</b>
JAPAN	2,679,968	4,103,713	53.13	12,813,404	12,608,042	-1.60
HONG KONG	383,760	607,769	58.37	1,345,194	1,830,752	36.10
KOREA, REPUBLIC OF	196,914	353,912	79.73	494,126	878,403	77.77
TAIWAN	74,894	78,197	4.41	252,989	240,364	-4.99
CHINA	63,720,443	39,574,182	-37.89	4,937,611	3,781,752	-23.41
MONGOLIA	0	20,000	-	0	25,820	-
MACAU	2	0	-100.00	2	0	-100.00
PAPUA NEW GUINEA	465,109	707,299	52.07	1,557,347	1,776,657	14.08
THAILAND	1,392,704	2,418,735	73.67	8,852,898	16,044,890	81.24
SINGAPORE	6,451,101	4,652,633	-27.88	13,762,820	12,510,064	-9.10
PHILIPPINES	982,659	676,080	-31.20	2,411,028	2,388,804	-0.92
MALAYSIA	1,410,448	70,722,083	4,914.16	4,953,676	16,631,818	235.75
MYANMAR (FORM. BURMA)	0	196	-	0	2,149	-
CAMBODIA	10,892	1,657	-84.79	31,861	3,704	-88.37
BRUNEI DARUSSALAM	39,704	116,683	193.88	187,211	1,315,303	602.58
LAO PEOPLE'S DEMOCRATIC RE	5,472	1,841	-66.36	17,962	6,564	-63.46
VIET NAM	975,186	1,727,287	77.12	5,988,688	10,385,296	73.42
MALDIVES	22,328	13,021	-41.68	52,913	24,170	-54.32
INDIA	260,255	426,754	63.98	776,549	2,404,872	209.69
PAKISTAN	96,675	84,866	-12.22	319,289	523,080	63.83
BANGLADESH	16,549	19,391	17.17	27,273	184,894	577.94
SRI LANKA	78,736	43,492	-44.76	120,057	80,369	-33.06
AFGHANISTAN	210	0	-100.00	688	0	-100.00
IRAQ	0	28	-	0	3,500	-
IRAN (ISLAMIC REPUBLIC OF)	67,770	89,762	32.45	205,162	238,396	16.20
SAUDI ARABIA	114,001	219,928	92.92	151,883	380,345	150.42
ISRAEL	654	22,179	3,291.28	440	31,973	7,166.59
KUWAIT	24,915	25,633	2.88	46,008	54,679	18.85
JORDAN	27,811	10,574	-61.98	55,104	16,704	-69.69
LEBANON	36,647	19,357	-47.18	194,619	41,606	-78.62
YEMEN	21,240	2,002	-90.57	23,916	4,050	-83.07
OMAN	24,385	87,035	256.92	39,549	106,564	169.45
SYRIA ARAB REPUBLIC	111,724	174,346	56.05	123,322	216,160	75.28
TURKEY	7,376	18,321	148.39	91,358	120,508	31.91
UNITED ARAB EMIRATES	654,140	981,418	50.03	1,466,151	1,261,445	-13.96
QATAR	31,972	46,600	45.75	94,874	75,155	-20.78
BAHRAIN	60,003	16,846	-71.92	85,358	14,480	-83.04

TABEL 5. PERKEMBANGAN EKSPOR INDONESIA MENURUT KOMODITI DAN NEGARA TUJUAN

JENIS BARANG	BERAT BERSIH (KG)		PERUB	NILAI FOB (US \$)		PERUB
	JAN-JUN 2009	JAN-JUN 2010	%	JAN-JUN 2009	JAN-JUN 2010	%
	(1)	(2)	(3)	(4)	(5)	(6)
CYPRUS	13,022	23,316	79.05	34,717	95,139	174.04
EGYPT	481	1,712	255.93	35,849	148,866	315.26
LIBYAN ARAB JAMAHIRIYA	69,945	42,659	-39.01	85,265	49,252	-42.24
MOROCCO	142	6,371	4,386.62	981	40,774	4,056.37
ALGERIA	1,140	0	-100.00	12,329	0	-100.00
SUDAN	1	0	-100.00	60	0	-100.00
ETHIOPIA	0	9,307	-	0	1,940	-
TANZANIA, UNITED REPUBLIC OF	13,471	20,216	50.07	39,480	52,180	32.17
MADAGASCAR	1,845	21,322	1,055.66	700	24,894	3,456.29
KENYA	105,343	57,346	-45.56	479,046	168,206	-64.89
REUNION	7,414	9,115	22.94	8,452	10,882	28.75
MOZAMBIQUE	8,402	0	-100.00	78,124	0	-100.00
BOTSWANA	6	0	-100.00	23	0	-100.00
TOGO	0	49	-	0	50	-
GHANA	198	0	-100.00	68,398	0	-100.00
LIBERIA	3,425	628	-81.66	107,718	10,532	-90.22
GUINEA	81	0	-100.00	76	0	-100.00
ANGOLA	1,549	14,201	816.79	9,119	20,296	122.57
CONGO	0	64	-	0	84	-
CAMEROON	0	57	-	0	127	-
NIGERIA	134,913	20,621	-84.72	186,922	229,843	22.96
COTE D'IVOIRE	22	678	2,981.82	70	2,519	3,498.57
SENEGAL	0	863	-	0	5,793	-
GAMBIA	12,415	635	-94.89	34,779	94	-99.73
SEYCHELLES	4	281	6,925.00	11	4,382	39,736.36
SOUTH AFRICA	233,583	179,326	-23.23	938,589	1,048,598	11.72
COMOROS	0	1,383	-	0	3,473	-
MAURITIUS	2,526	3,296	30.48	12,746	8,429	-33.87
AUSTRALIA	461,954	724,325	56.80	3,659,302	4,323,432	18.15
NEW ZEALAND	47,136	74,818	58.73	202,742	379,834	87.35
GUAM	11,361	8,731	-23.15	20,817	14,819	-28.81
PALAU	7	109	1,457.14	138	308	123.19
NEW CALEDONIA	65,403	77,441	18.41	216,817	226,247	4.35
VANUATU	9,535	766	-91.97	29,946	1,180	-96.06
COOK ISLANDS	66	0	-100.00	98	0	-100.00
FIJI	10,036	6,862	-31.63	47,684	36,628	-23.19
SAMOA	875	92	-89.49	3,724	555	-85.10
EAST TIMOR	569,364	543,148	-4.60	495,442	587,124	18.51
UNITED STATES	589,598	1,161,934	97.07	4,806,278	10,032,104	108.73
CANADA	71,284	59,553	-16.46	328,140	400,136	21.94
MEXICO	1,228	8,697	608.22	15,270	35,979	135.62
GUATEMALA	227	0	-100.00	313	0	-100.00
HONDURAS	96	0	-100.00	336	0	-100.00
PANAMA	40,827	105,748	159.01	195,438	469,287	140.12
SURINAME	1	274	27,300.00	334	811	142.81
CHILE	5,354	27,327	410.40	68,239	192,973	182.79
VENEZUELA	3,665	7,339	100.25	9,319	10,382	11.41
ARGENTINA	35,606	29,089	-18.30	862,092	367,593	-57.36
BRAZIL	63,222	33,176	-47.52	964,115	533,793	-44.63
COLOMBIA	2,954	3,197	8.23	17,036	59,198	247.49
URUGUAY	867	4,174	381.43	2,300	24,147	949.87
ECUADOR	313	444	41.85	4,980	8,519	71.06
PERU	358	0	-100.00	425	0	-100.00
TRINIDAD AND TOBAGO	17,936	12,547	-30.05	41,733	30,115	-27.84
BAHAMAS	0	291	-	0	227	-
JAMAICA	81	14,197	17,427.16	1,981	30,844	1,456.99
PUERTO RICO	372	215	-42.20	1,638	3,262	99.15
BELIZE	3	0	-100.00	9	0	-100.00
DOMINICAN REPUBLIC	58	652	1,024.14	191	2,826	1,379.58
COSTA RICA	640	786	22.81	515	2,146	316.70
BARBADOS	10,205	1,265	-87.60	26,220	7,790	-70.29
ANGUILLA	359	0	-100.00	1,278	0	-100.00
ARUBA	750	0	-100.00	657	0	-100.00
BERMUDA	806	143	-82.26	4,965	793	-84.03
FRENCH GUIANA	894	949	6.15	1,003	944	-5.88
FRENCH POLYNESIA	11,757	17,091	45.37	25,824	39,397	52.56
GRENADA	0	6,784	-	0	13,064	-
MARTINIQUE	972	0	-100.00	1,454	0	-100.00
NETHERLANDS ANTILLES	859	10,298	1,098.84	3,026	12,509	313.38
SAINT LUCIA	7,963	0	-100.00	24,924	0	-100.00
GUADELOUPE	1,388	43	-96.90	1,122	108	-90.37
UNITED KINGDOM	289,769	221,370	-23.60	1,098,414	1,076,180	-2.02
NETHERLANDS	126,542	134,082	5.96	1,229,627	745,777	-39.35
FRANCE	186,508	112,684	-39.58	405,711	231,317	-42.98
GERMANY, FED. REP. OF	1,308,520	2,123,777	62.30	3,405,763	4,981,517	46.27
AUSTRIA	7,755	1,529	-80.28	14,555	7,025	-51.73
BELGIUM	75,844	100,221	32.14	124,684	204,748	64.21
SWITZERLAND	17,027	12,216	-28.26	277,532	154,972	-44.16

TABEL 5. PERKEMBANGAN EKSPOR INDONESIA MENURUT KOMODITI DAN NEGARA TUJUAN

JENIS BARANG	BERAT BERSIH (KG)		PERUB	NILAI FOB (US \$)		PERUB
	JAN-JUN 2009	JAN-JUN 2010	%	JAN-JUN 2009	JAN-JUN 2010	%
	(1)	(2)	(3)	(4)	(5)	(6)
LUXEMBOURG	60	0	-100.00	216	0	-100.00
DENMARK	54,613	69,514	27.28	75,370	91,413	21.29
NORWAY	1,105	2,954	167.33	40,356	11,938	-70.42
SWEDEN	58,255	38,346	-34.18	787,569	101,956	-87.05
FINLAND	2,735	770	-71.85	52,906	803	-98.48
IRELAND	7,055	22,563	219.82	11,307	32,375	186.33
ITALY	311,723	235,299	-24.52	739,977	544,458	-26.42
SPAIN	170,943	220,375	28.92	481,041	551,008	14.54
PORTUGAL	4,085	13,397	227.96	4,000	21,261	431.53
GREECE	10,273	6,577	-35.98	44,080	26,202	-40.56
HUNGARY	1,054	558	-47.06	4,144	1,412	-65.93
POLAND	5,212	10,182	95.36	34,998	17,587	-49.75
ROMANIA	124	0	-100.00	7,180	0	-100.00
BULGARIA	5,991	1,536	-74.36	23,313	2,820	-87.90
YUGOSLAVIA	265	0	-100.00	512	0	-100.00
ALBANIA	500	0	-100.00	477	0	-100.00
AZERBAIJAN	0	2	-	0	194	-
UKRAINE	4,455	155	-96.52	51,978	31,000	-40.36
LITHUANIA	115	0	-100.00	1,925	0	-100.00
ESTONIA	16,345	22,522	37.79	31,087	45,078	45.01
CROATIA	9,681	414	-95.72	28,947	1,367	-95.28
MALTA	1,441	5,880	308.05	1,832	8,605	369.71
SLOVAKIA	92	0	-100.00	2,290	0	-100.00
SLOVENIA	3,203	17,845	457.13	6,920	41,685	502.38
CZECH REPUBLIC	1,098	733	-33.24	1,567	2,496	59.29
RUSSIA FEDERATION	18,879	22,809	20.82	86,742	50,813	-41.42
<b>-PAKAIAN JADI</b>	<b>187,676,687</b>	<b>209,730,583</b>	<b>11.75</b>	<b>2,839,462,224</b>	<b>3,098,897,238</b>	<b>9.14</b>
JAPAN	5,232,539	5,715,710	9.23	72,906,679	83,279,230	14.23
HONG KONG	406,273	425,117	4.64	7,636,730	10,481,806	37.26
KOREA, DEMOCRATIC PEOPLE'S	908	0	-100.00	11,397	0	-100.00
KOREA, REPUBLIC OF	1,440,370	2,197,645	52.58	17,793,959	26,468,542	48.75
TAIWAN	127,967	213,305	66.69	2,348,352	4,146,573	76.57
CHINA	405,420	589,634	45.44	8,433,071	9,838,746	16.67
MONGOLIA	71	13	-81.69	2,658	507	-80.93
MACAU	114	1,956	1,615.79	1,428	18,957	1,227.52
PAPUA NEW GUINEA	125,737	272,155	116.45	489,448	783,999	60.18
THAILAND	573,731	597,597	4.16	5,666,910	7,066,297	24.69
SINGAPORE	1,947,442	1,737,385	-10.79	21,185,273	22,053,978	4.10
PHILIPPINES	351,418	307,051	-12.63	3,679,501	3,202,691	-12.96
MALAYSIA	6,115,970	4,999,733	-18.25	47,454,649	39,143,926	-17.51
MYANMAR (FORM. BURMA)	3,236	22,440	593.45	34,378	122,758	257.08
CAMBODIA	947	65,152	6,779.83	4,149	141,387	3,307.74
BRUNEI DARUSSALAM	68,686	184,770	169.01	607,564	1,414,099	132.75
LAO PEOPLE'S DEMOCRATIC RE	25,001	24,322	-2.72	94,144	100,144	6.37
NEPAL	60,104	29,286	-51.27	498,468	359,150	-27.95
VIET NAM	251,058	76,280	-69.62	2,109,553	1,177,261	-44.19
MALDIVES	25,564	24,681	-3.45	141,662	244,078	72.30
INDIA	142,219	206,208	44.99	1,514,202	1,077,711	-28.83
PAKISTAN	414,082	140,458	-66.08	3,020,543	1,060,088	-64.90
BANGLADESH	40,048	7,369	-81.60	234,949	27,050	-88.49
SRI LANKA	712,985	564,717	-20.80	3,791,683	2,741,137	-27.71
AFGHANISTAN	0	10,813	-	0	166,782	-
IRAQ	18,055	9,772	-45.88	49,093	558,600	1,037.84
IRAN (ISLAMIC REPUBLIC OF)	184,445	254,211	37.82	958,298	1,561,209	62.91
SAUDI ARABIA	3,996,710	3,220,814	-19.41	36,632,720	32,650,353	-10.87
ISRAEL	38,242	57,323	49.90	728,311	992,274	36.24
KUWAIT	348,989	286,826	-17.81	3,256,687	3,305,186	1.49
JORDAN	51,210	12,886	-74.84	429,918	65,978	-84.65
LEBANON	9,427	8,111	-13.96	196,463	259,172	31.92
YEMEN	430,762	308,324	-28.42	2,991,205	2,207,624	-26.20
OMAN	1,892	8,336	340.59	20,985	83,279	296.85
SYRIA ARAB REPUBLIC	22,644	0	-100.00	287,400	0	-100.00
TURKEY	195,896	330,992	68.96	4,281,997	8,711,383	103.44
UNITED ARAB EMIRATES	5,349,268	5,597,226	4.64	67,059,913	60,971,227	-9.08
QATAR	2,476	17,298	598.63	58,399	213,642	265.83
BAHRAIN	41,810	56,715	35.65	262,732	244,204	-7.05
CYPRUS	21,808	1,933	-91.14	352,570	29,080	-91.75
EGYPT	781,845	1,038,871	32.87	9,658,710	12,764,111	32.15
LIBYAN ARAB JAMAHIRIYA	270,001	70,921	-73.73	1,341,443	553,863	-58.71
MOROCCO	2,474	4,676	89.01	62,008	110,525	78.24
TUNISIA	7,232	1,275	-82.37	35,625	3,769	-89.42
ALGERIA	137,353	57,320	-58.27	1,204,368	121,505	-89.91
SUDAN	1,531,094	1,534,857	0.25	13,342,234	12,693,440	-4.86
ERITREA	580	614	5.86	30,565	41,845	36.90
NAMIBIA	95	1,890	1,889.47	260	17,128	6,487.69
ETHIOPIA	28,648	91,375	218.96	252,480	893,348	253.83
TANZANIA, UNITED REPUBLIC OF	778,275	660,676	-15.11	410,519	341,397	-16.84



TABEL 5. PERKEMBANGAN EKSPOR INDONESIA MENURUT KOMODITI DAN NEGARA TUJUAN

JENIS BARANG	BERAT BERSIH (KG)		PERUB	NILAI FOB (US \$)		PERUB
	JAN-JUN 2009	JAN-JUN 2010	%	JAN-JUN 2009	JAN-JUN 2010	%
	(1)	(2)	(3)	(4)	(5)	(6)
MADAGASCAR	34,210	43,707	27.76	21,695	33,319	53.58
SOMALIA	40,769	9,820	-75.91	163,624	236,818	44.73
KENYA	419,908	122,541	-70.82	1,095,237	575,251	-47.48
REUNION	31,979	14,683	-54.09	141,245	183,267	29.75
MOZAMBIQUE	123,853	83,475	-32.60	96,312	102,984	6.93
BOTSWANA	0	3	-	0	1	-
TOGO	3,679,188	1,471,002	-60.02	9,548,551	3,736,020	-60.87
GHANA	139,993	245,519	75.38	143,477	501,798	249.74
LIBERIA	46,623	62,559	34.18	246,480	72,614	-70.54
GUINEA	771,160	534,305	-30.71	1,746,379	2,944,886	68.63
ANGOLA	489,103	252,425	-48.39	28,795	21,106	-26.70
CONGO	181,717	212,809	17.11	299,402	230,957	-22.86
CAMEROON	243,315	107,550	-55.80	1,231,925	154,291	-87.48
NIGERIA	194,373	1,339,718	589.25	803,518	5,069,913	530.96
SIERRA LEONE	12,317	0	-100.00	156,127	0	-100.00
GABON	44,528	35,595	-20.06	24,254	15,438	-36.35
COTE D'IVOIRE	301,988	170,743	-43.46	253,818	149,391	-41.14
SENEGAL	763,474	634,042	-16.95	678,585	527,862	-22.21
MAURITANIA	59,248	11,284	-80.95	311,270	34,980	-88.76
MALI	12,000	25,525	112.71	18,832	36,880	95.84
BENIN	701,058	1,283,957	83.15	2,604,077	4,355,101	67.24
BURKINA FASO	0	8,640	-	0	92,800	-
GAMBIA	145,569	66,774	-54.13	585,424	688,542	17.61
U.S. VIRGIN ISLANDS	0	294	-	0	8,257	-
SEYCHELLES	7,678	6,881	-10.38	33,333	42,901	28.70
UGANDA	105,297	148,280	40.82	320,275	259,987	-18.82
CENTRAL AFRICAN REPUBLIC	0	1,416	-	0	23,509	-
NIGER	319,829	28,442	-91.11	2,362,834	129,208	-94.53
DJIBOUTI	16,399	39,614	141.56	33,615	385,079	1,045.56
SAINT HELENA	400	0	-100.00	4,864	0	-100.00
SAO TOME AND PRINCIPE	1,776	3,788	113.29	630	1,185	88.10
SWAZILAND	0	2,849	-	0	5,716	-
SOUTH AFRICA	769,933	507,305	-34.11	8,232,646	6,342,571	-22.96
MALAWI	14,868	12,362	-16.85	14,850	6,412	-56.82
COMOROS	1,080	520	-51.85	6,623	1,446	-78.17
MAURITIUS	60,749	86,855	42.97	420,075	495,181	17.88
VIRGIN ISLANDS (BRITISH)	835	0	-100.00	2,934	0	-100.00
AUSTRALIA	1,036,562	1,187,634	14.57	19,883,131	24,697,113	24.21
NEW ZEALAND	101,732	89,556	-11.97	1,893,979	1,541,936	-18.59
GUAM	3,628	4,995	37.68	16,819	36,602	117.62
PALAU	322	2,024	528.57	6,371	30,388	376.97
NAURU	0	359	-	0	6,936	-
NEW CALEDONIA	30,646	39,404	28.58	287,280	465,229	61.94
NIUE	0	94	-	0	3,566	-
NORTHERN MARIANA ISLANDS	57	0	-100.00	4,737	0	-100.00
SAINT VINCENT AND THE GRENADINES	0	12	-	0	64	-
VANUATU	13,918	15,542	11.67	15,880	59,215	272.89
WALLIS AND FUTUNA ISLANDS	3,121	5,371	72.09	5,470	9,092	66.22
AMERICAN SAMOA	6,184	12	-99.81	77,842	454	-99.42
COOK ISLANDS	594	2,765	365.49	5,985	46,224	672.33
FIJI	42,046	46,188	9.85	263,122	457,145	73.74
KIRIBATI	0	1,942	-	0	34,171	-
TONGA	16,860	3,929	-76.70	26,257	43,212	64.57
CHRISTMAS ISLANDS	0	31	-	0	1,561	-
UNITED STATES MINOR OUTLYING ISLANDS	5,636	0	-100.00	37,688	0	-100.00
EAST TIMOR	107,214	389,160	262.97	160,160	347,664	117.07
UNITED STATES	100,012,466	124,130,067	24.11	1,602,116,213	1,894,402,189	18.24
CANADA	3,115,979	3,576,658	14.78	62,775,636	63,062,387	0.46
MEXICO	1,043,651	1,398,106	33.96	18,615,014	21,460,486	15.29
GUATEMALA	1,607	0	-100.00	20,314	0	-100.00
HONDURAS	1,993	80	-95.99	95,102	1,124	-98.82
NICARAGUA	0	12	-	0	28	-
PANAMA	666,227	359,812	-45.99	8,253,905	5,614,959	-31.97
SURINAME	9,288	60,190	548.04	40,337	208,086	415.87
CHILE	204,304	216,463	5.95	3,270,535	3,361,240	2.77
VENEZUELA	28,107	58,044	106.51	228,086	301,286	32.09
ARGENTINA	162,372	162,018	-0.22	3,857,062	3,256,307	-15.58
BRAZIL	669,366	805,731	20.37	6,062,048	6,314,860	4.17
COLOMBIA	7,504	14,596	94.51	140,141	149,255	6.50
BOLIVIA	291	80	-72.51	13,120	3,697	-71.82
URUGUAY	19,827	14,238	-28.19	422,035	324,972	-23.00
PARAGUAY	5,184	2,573	-50.37	130,139	64,636	-50.33
ECUADOR	5,752	6,515	13.26	111,852	142,824	27.69
PERU	8,539	14,337	67.90	223,715	353,889	58.19
GUYANA	3,008	2,139	-28.89	3,195	6,056	89.55
TRINIDAD AND TOBAGO	0	318	-	0	4,463	-
BAHAMAS	0	2,066	-	0	8,838	-
JAMAICA	354	2,420	583.62	5,771	14,316	148.07

TABEL 5. PERKEMBANGAN EKSPOR INDONESIA MENURUT KOMODITI DAN NEGARA TUJUAN

JENIS BARANG	BERAT BERSIH (KG)		PERUB	NILAI FOB (US \$)		PERUB
	JAN-JUN 2009	JAN-JUN 2010	%	JAN-JUN 2009	JAN-JUN 2010	%
	(1)	(2)	(3)	(4)	(5)	(6)
PUERTO RICO	181,938	136,820	-24.80	1,705,002	1,568,620	-8.00
BELIZE	10,298	6,288	-38.94	62,403	33,498	-46.32
DOMINICAN REPUBLIC	4,069	1,704	-58.12	28,887	13,968	-51.65
EL SALVADOR	92	0	-100.00	1,108	0	-100.00
COSTA RICA	8,442	14,186	68.04	88,140	166,935	89.40
HAITI	40	0	-100.00	78	0	-100.00
BARBADOS	487	299	-38.60	16,780	7,149	-57.40
ANTIGUA AND BARBUDA	17	383	2,152.94	628	7,195	1,045.70
ARUBA	3,140	0	-100.00	22,382	0	-100.00
BERMUDA	4,056	2,942	-27.47	14,486	27,415	89.25
FRENCH GUIANA	279	25	-91.04	20,766	17	-99.92
FRENCH POLYNESIA	23,686	27,407	15.71	197,780	251,514	27.17
MARTINIQUE	1,020	9,681	849.12	15,402	55,296	259.02
NETHERLANDS ANTILLES	125,079	35,896	-71.30	1,098,650	685,091	-37.64
SAINT LUCIA	1,545	23	-98.51	8,964	840	-90.63
SAN MARINO	0	8,936	-	0	200,282	-
GUADELOUPE	2,340	11,139	376.03	23,774	79,110	232.76
SAINT KITTS AND NEVIS	3,717	10,122	172.32	25,183	30,467	20.98
UNITED KINGDOM	8,749,157	8,271,119	-5.46	161,133,565	153,376,640	-4.81
NETHERLANDS	3,670,931	3,936,898	7.25	69,528,516	63,360,300	-8.87
FRANCE	3,232,093	3,327,798	2.96	53,810,301	55,983,104	4.04
GERMANY, FED. REP. OF	11,528,203	10,863,465	-5.77	233,557,765	219,257,105	-6.12
AUSTRIA	124,395	73,043	-41.28	4,088,283	2,527,558	-38.18
BELGIUM	3,164,787	2,944,853	-6.95	72,502,148	65,844,269	-9.18
SWITZERLAND	303,481	453,900	49.56	5,961,799	6,416,956	7.63
LUXEMBOURG	471	72	-84.71	7,040	1,086	-84.57
GIBRALTAR	21	0	-100.00	321	0	-100.00
MONACO	183	3,068	1,576.50	5,132	58,910	1,047.90
DENMARK	110,059	141,554	28.62	1,863,016	2,501,419	34.27
NORWAY	134,725	596,257	342.57	2,658,131	2,892,284	8.81
SWEDEN	350,282	624,963	78.42	6,410,655	6,777,780	5.73
FINLAND	33,185	31,400	-5.38	384,671	538,666	40.03
IRELAND	329,185	510,258	55.01	5,293,930	7,487,341	41.43
ITALY	1,683,312	1,636,812	-2.76	41,952,735	37,822,803	-9.84
SPAIN	2,469,532	2,418,690	-2.06	38,850,359	36,372,571	-6.38
PORTUGAL	74,059	39,974	-46.02	906,089	329,230	-63.66
ICELAND	0	225	-	0	13,633	-
GREECE	110,491	147,124	33.15	2,298,453	2,392,444	4.09
ANDORRA	0	11,011	-	0	242,906	-
DEMOCRATIC REPUBLIC OF THE	69,137	24,017	-65.26	188,666	8,184	-95.66
HUNGARY	15,445	14,061	-8.96	285,080	212,552	-25.44
POLAND	138,179	218,939	58.45	2,321,499	3,222,635	38.82
ROMANIA	22,354	8,382	-62.50	379,318	148,148	-60.94
BULGARIA	4,326	1,065	-75.38	128,105	23,299	-81.81
YUGOSLAVIA	11,847	4,735	-60.03	243,376	106,697	-56.16
ALBANIA	3	0	-100.00	62	0	-100.00
BELARUS	0	108	-	0	5,184	-
KAZAKHSTAN	16,389	10,200	-37.76	435,365	257,820	-40.78
UKRAINE	283,746	301,054	6.10	5,283,540	5,060,800	-4.22
LITHUANIA	72	0	-100.00	216	0	-100.00
LATVIA	34	50,528	148,511.76	159	625,171	393,089.31
ESTONIA	1,921	19,755	928.37	30,118	217,377	621.75
CROATIA	19,302	10,077	-47.79	150,154	98,469	-34.42
BOSNIA AND HERZEGOVINA	978	35	-96.42	15,952	1,325	-91.69
MALTA	9,672	6,396	-33.87	84,399	66,435	-21.28
SLOVAKIA	84,522	7,369	-91.28	1,018,089	107,494	-89.44
SLOVENIA	10,185	11,184	9.81	309,756	267,051	-13.79
CZECH REPUBLIC	83,282	66,307	-20.38	2,456,201	2,229,959	-9.21
REP. OF MACEDONIA	0	37	-	0	4,186	-
RUSSIA FEDERATION	673,819	440,197	-34.67	17,321,947	10,096,870	-41.71
<b>-KAIN TENUN</b>	<b>105,376,754</b>	<b>121,389,511</b>	<b>15.20</b>	<b>570,404,917</b>	<b>679,224,858</b>	<b>19.08</b>
JAPAN	14,180,694	15,616,756	10.13	57,600,779	68,423,783	18.79
HONG KONG	1,711,010	1,022,255	-40.25	11,153,057	8,512,275	-23.68
KOREA, REPUBLIC OF	2,836,619	3,674,997	29.56	9,704,025	11,507,955	18.59
TAIWAN	3,456,731	3,035,191	-12.19	17,433,386	11,976,750	-31.30
CHINA	2,434,868	3,313,279	36.08	14,889,787	21,137,679	41.96
MACAU	58,855	101,852	73.06	340,856	540,775	58.65
PAPUA NEW GUINEA	222,136	169,279	-23.79	1,372,934	1,045,518	-23.85
THAILAND	3,073,788	4,935,993	60.58	25,288,987	25,810,138	2.06
SINGAPORE	1,522,184	1,700,986	11.75	10,725,910	14,765,182	37.66
PHILIPPINES	1,529,313	1,973,709	29.06	6,386,725	7,756,576	21.45
MALAYSIA	8,330,135	10,176,446	22.16	36,121,331	40,783,580	12.91
MYANMAR (FORM. BURMA)	404,014	375,171	-7.14	3,155,741	2,775,239	-12.06
CAMBODIA	391,598	420,921	7.49	2,357,848	2,118,067	-10.17
BRUNEI DARUSSALAM	84,221	74,357	-11.71	579,713	641,777	10.71
LAO PEOPLE'S DEMOCRATIC RE	109,336	135,863	24.26	445,273	635,800	42.79
NEPAL	15,744	19,516	23.96	65,100	21,104	-67.58

TABEL 5. PERKEMBANGAN EKSPOR INDONESIA MENURUT KOMODITI DAN NEGARA TUJUAN

JENIS BARANG	BERAT BERSIH (KG)		PERUB	NILAI FOB (US \$)		PERUB
	JAN-JUN 2009	JAN-JUN 2010	%	JAN-JUN 2009	JAN-JUN 2010	%
	(1)	(2)	(3)	(4)	(5)	(6)
VIET NAM	3,240,459	3,474,931	7.24	16,056,499	20,437,003	27.28
MALDIVES	19,704	18,465	-6.29	87,433	88,195	0.87
INDIA	584,614	912,600	56.10	3,921,440	15,332,085	290.98
PAKISTAN	276,360	344,054	24.49	1,568,753	1,431,562	-8.75
BANGLADESH	2,856,100	3,177,497	11.25	13,435,011	14,993,939	11.60
SRI LANKA	2,030,225	1,802,552	-11.21	12,809,006	16,297,775	27.24
AFGHANISTAN	152,785	51,692	-66.17	1,130,745	278,788	-75.34
IRAQ	2,907	10,208	251.15	14,915	44,439	197.95
IRAN (ISLAMIC REPUBLIC OF)	422,743	368,816	-12.76	3,191,765	1,807,576	-43.37
SAUDI ARABIA	7,305,838	6,097,353	-16.54	51,411,528	41,397,641	-19.48
ISRAEL	40,859	22,186	-45.70	153,903	99,761	-35.18
KUWAIT	460,437	526,823	14.42	3,589,257	4,079,906	13.67
JORDAN	425,347	390,016	-8.31	2,719,018	2,803,642	3.11
LEBANON	166,253	118,721	-28.59	938,161	925,814	-1.32
YEMEN	370,266	306,412	-17.25	1,999,172	1,608,875	-19.52
OMAN	218,554	195,851	-10.39	1,374,764	1,181,792	-14.04
SYRIA ARAB REPUBLIC	898,740	881,892	-1.87	5,829,949	5,217,545	-10.50
TURKEY	10,204,570	15,232,328	49.27	46,878,314	82,445,963	75.87
UNITED ARAB EMIRATES	9,324,553	10,007,815	7.33	73,451,425	91,873,754	25.08
QATAR	43,616	20,383	-53.27	345,238	134,522	-61.03
BAHRAIN	53,728	56,792	5.70	380,059	436,773	14.92
CYPRUS	51,342	12,760	-75.15	337,867	132,703	-60.72
EGYPT	890,017	1,057,199	18.78	5,336,696	6,799,414	27.41
LIBYAN ARAB JAMAHIRIYA	241,964	234,700	-3.00	1,522,386	1,586,193	4.19
MOROCCO	332,850	224,395	-32.58	1,787,384	1,459,170	-18.36
TUNISIA	15,993	23,789	48.75	71,371	115,405	61.70
ALGERIA	30,005	42,998	43.30	27,009	200,966	644.07
SUDAN	225,182	181,820	-19.26	1,329,875	1,102,351	-17.11
LESOTHO	389,959	113,645	-70.86	1,212,953	410,089	-66.19
ETHIOPIA	28,838	110,054	281.63	144,045	515,268	257.71
TANZANIA, UNITED REPUBLIC OF	1,522	5,580	266.62	1,968	3,207	62.96
MADAGASCAR	3,047	2,321	-23.83	8,593	19,834	130.82
SOMALIA	15,000	7,517	-49.89	47,627	61,250	28.60
KENYA	287,634	399,538	38.90	1,509,880	2,514,869	66.56
REUNION	1,687	641	-62.00	7,036	6,971	-0.92
MOZAMBIQUE	11,261	0	-100.00	67,682	0	-100.00
TOGO	82,207	181,746	121.08	579,981	1,138,832	96.36
GHANA	91,343	98,107	7.41	522,423	464,422	-11.10
GUINEA	4,072	15,268	274.95	9,441	52,495	456.03
CONGO	0	2,659	-	0	9,284	-
NIGERIA	6,773	33,832	399.51	78,762	61,454	-21.98
GABON	5,654	0	-100.00	3,450	0	-100.00
COTE D'IVOIRE	53,955	87,878	62.87	153,502	668,006	335.18
SENEGAL	5,342	27,020	405.80	5,175	150,735	2,812.75
BENIN	47,353	8,061	-82.98	300,013	54,570	-81.81
BURKINA FASO	32,306	0	-100.00	83,109	0	-100.00
GUINEA BISSAU	0	21	-	0	109	-
GAMBIA	4,078	0	-100.00	17,909	0	-100.00
SEYCHELLES	45	0	-100.00	410	0	-100.00
UGANDA	13,545	16,344	20.66	101,650	143,320	40.99
CENTRAL AFRICAN REPUBLIC	0	12,415	-	0	40,068	-
DJIBOUTI	21,537	0	-100.00	98,753	0	-100.00
SAO TOME AND PRINCIPE	1,057	0	-100.00	375	0	-100.00
SWAZILAND	0	1,169	-	0	1,510	-
SOUTH AFRICA	1,006,587	1,322,960	31.43	5,463,058	12,105,834	121.59
ZIMBABWE	62,357	202,517	224.77	190,072	2,340,413	1,131.33
MAURITIUS	157,710	361,733	129.37	968,788	3,648,370	276.59
AUSTRALIA	1,098,199	1,585,720	44.39	4,181,463	5,875,420	40.51
NEW ZEALAND	167,896	155,020	-7.67	1,130,955	1,022,762	-9.57
MICRONESIA, FEDERATED STATI	888	0	-100.00	3,596	0	-100.00
GUAM	205	18	-91.22	389	84	-78.41
PALAU	3,295	1,982	-39.85	6,775	5,593	-17.45
NEW CALEDONIA	191	3,281	1,617.80	258	24,532	9,408.53
VANUATU	303	0	-100.00	633	0	-100.00
AMERICAN SAMOA	5,774	1,939	-66.42	38,740	17,760	-54.16
FIJI	86,521	110,549	27.77	463,890	666,289	43.63
EAST TIMOR	2,850	19,281	576.53	4,456	13,632	205.92
UNITED STATES	2,826,505	3,942,193	39.47	19,635,106	24,520,593	24.88
CANADA	469,297	405,905	-13.51	2,886,416	2,779,086	-3.72
MEXICO	917,617	1,012,294	10.32	4,525,587	5,528,235	22.16
GUATEMALA	56,732	45,599	-19.62	406,310	375,006	-7.70
HONDURAS	43,689	41,624	-4.73	296,362	316,044	6.64
NICARAGUA	15,918	0	-100.00	63,404	0	-100.00
PANAMA	243,651	141,634	-41.87	1,697,484	876,081	-48.39
SURINAME	9,172	3,485	-62.00	36,810	14,114	-61.66
CHILE	160,471	238,104	48.38	610,213	827,687	35.64
VENEZUELA	85,763	22,731	-73.50	443,745	124,405	-71.96
ARGENTINA	44,784	142,837	218.95	273,135	720,268	163.70

TABEL 5. PERKEMBANGAN EKSPOR INDONESIA MENURUT KOMODITI DAN NEGARA TUJUAN

JENIS BARANG	BERAT BERSIH (KG)		PERUB	NILAI FOB (US \$)		PERUB
	JAN-JUN 2009	JAN-JUN 2010	%	JAN-JUN 2009	JAN-JUN 2010	%
	(1)	(2)	(3)	(4)	(5)	(6)
BRAZIL	943,172	696,758	-26.13	5,148,124	4,371,060	-15.09
COLOMBIA	330,975	185,821	-43.86	1,851,207	1,011,221	-45.38
URUGUAY	62,818	13,773	-78.07	178,241	66,956	-62.44
PARAGUAY	0	7,711	-	0	48,443	-
ECUADOR	68,251	64,868	-4.96	442,539	405,768	-8.31
PERU	100,641	250,245	148.65	636,284	1,590,113	149.91
GUYANA	0	7,781	-	0	10,120	-
JAMAICA	27,262	0	-100.00	154,884	0	-100.00
PUERTO RICO	50	0	-100.00	498	0	-100.00
DOMINICAN REPUBLIC	86,687	45,261	-47.79	492,990	244,981	-50.31
EL SALVADOR	31,898	24,145	-24.31	152,422	102,952	-32.46
COSTA RICA	34	7	-79.41	103	62	-39.81
HAITI	48,902	23,813	-51.30	80,146	39,656	-50.52
BARBADOS	0	1	-	0	8	-
ANTIGUA AND BARBUDA	30	0	-100.00	15	0	-100.00
ANGUILLA	0	1,105	-	0	3,500	-
FRENCH GUIANA	1,022	0	-100.00	3,375	0	-100.00
FRENCH POLYNESIA	1,144	1,475	28.93	19,689	40,402	105.20
MARTINIQUE	0	595	-	0	630	-
NETHERLANDS ANTILLES	1,829	75	-95.90	11,930	492	-95.88
SAINT LUCIA	10	0	-100.00	62	0	-100.00
GUADELOUPE	9	155	1,622.22	15	680	4,433.33
SAINT KITTS AND NEVIS	53	0	-100.00	75	0	-100.00
UNITED KINGDOM	1,073,668	1,098,814	2.34	5,802,786	5,759,413	-0.75
NETHERLANDS	1,609,997	1,746,362	8.47	6,909,338	7,604,225	10.06
FRANCE	497,746	417,416	-16.14	4,154,800	2,983,254	-28.20
GERMANY, FED. REP. OF	1,295,291	1,810,327	39.76	6,973,662	8,259,016	18.43
AUSTRIA	1,071	332	-69.00	23,287	5,900	-74.66
BELGIUM	2,693,608	2,227,104	-17.32	9,262,595	8,371,681	-9.62
SWITZERLAND	3,135	2,391	-23.73	37,358	6,827	-81.73
LUXEMBOURG	2	0	-100.00	25	0	-100.00
DENMARK	81,341	95,890	17.89	603,370	727,447	20.56
NORWAY	0	50	-	0	482	-
SWEDEN	25,226	17,179	-31.90	150,327	115,936	-22.88
FINLAND	196,366	163,135	-16.92	1,327,794	962,079	-27.54
IRELAND	57	0	-100.00	291	0	-100.00
ITALY	2,675,862	5,935,228	121.81	9,823,080	20,522,427	108.92
SPAIN	1,197,299	1,521,135	27.05	5,883,134	6,214,169	5.63
PORTUGAL	190,424	304,630	59.97	588,507	1,210,468	105.68
GREECE	248,740	211,729	-14.88	1,428,702	1,068,035	-25.24
DEMOCRATIC REPUBLIC OF THE	1,254	0	-100.00	720	0	-100.00
HUNGARY	171,000	132,983	-22.23	1,069,981	799,379	-25.29
POLAND	354,553	338,844	-4.43	2,421,286	2,193,088	-9.42
ROMANIA	43,484	10,821	-75.11	287,108	75,674	-73.64
BULGARIA	728,681	257,664	-64.64	3,094,329	1,181,891	-61.80
YUGOSLAVIA	1,025	0	-100.00	741	0	-100.00
BELARUS	4,344	3,163	-27.19	38,015	32,292	-15.05
KAZAKHSTAN	247	0	-100.00	5,915	0	-100.00
KYRGYZSTAN	665	0	-100.00	6,227	0	-100.00
UKRAINE	74,085	119,520	61.33	573,554	957,132	66.88
UZBEKISTAN	29,188	0	-100.00	105,675	0	-100.00
LITHUANIA	52,914	32,057	-39.42	308,000	226,625	-26.42
LATVIA	33	0	-100.00	366	0	-100.00
ESTONIA	7,606	719	-90.55	24,895	7,079	-71.56
CROATIA	59,866	66,628	11.30	225,999	279,011	23.46
MALTA	316	0	-100.00	1,983	0	-100.00
SLOVAKIA	4,449	0	-100.00	36,068	0	-100.00
SLOVENIA	470,319	79,922	-83.01	2,060,056	645,587	-68.66
CZECH REPUBLIC	26,563	7,956	-70.05	139,383	57,732	-58.58
RUSSIA FEDERATION	29,695	37,082	24.88	260,184	136,714	-47.45
<b>-TEKSTIL LAINNYA</b>	<b>554,999,144</b>	<b>634,349,232</b>	<b>14.30</b>	<b>1,097,397,192</b>	<b>1,573,931,405</b>	<b>43.42</b>
JAPAN	29,763,536	41,762,911	40.32	89,906,798	131,326,082	46.07
HONG KONG	6,554,686	11,044,895	68.50	21,922,024	38,160,630	74.07
KOREA, DEMOCRATIC PEOPLE'S	384,814	76,987	-79.99	808,020	256,742	-68.23
KOREA, REPUBLIC OF	54,063,408	65,336,530	20.85	121,330,680	182,340,699	50.28
TAIWAN	13,171,602	15,211,770	15.49	25,524,834	35,270,125	38.18
CHINA	34,599,686	51,985,051	50.25	60,201,294	95,964,513	59.41
MONGOLIA	0	6,166	-	0	52,564	-
MACAU	15,142	70	-99.54	219,571	1,012	-99.54
PAPUA NEW GUINEA	63,295	97,581	54.17	150,126	172,922	15.18
THAILAND	9,643,626	15,743,973	63.26	20,351,007	39,173,291	92.49
SINGAPORE	3,025,627	2,821,903	-6.73	10,226,367	13,554,678	32.55
PHILIPPINES	7,495,754	7,868,443	4.97	14,928,259	19,159,299	28.34
MALAYSIA	11,011,127	11,334,784	2.94	25,321,780	32,280,045	27.48
MYANMAR (FORM. BURMA)	56,914	5,916	-89.61	363,116	42,025	-88.43
CAMBODIA	384,142	399,619	4.03	1,862,090	2,442,214	31.15
BRUNEI DARUSSALAM	83,778	155,680	85.82	273,033	413,788	51.55

TABEL 5. PERKEMBANGAN EKSPOR INDONESIA MENURUT KOMODITI DAN NEGARA TUJUAN

JENIS BARANG	BERAT BERSIH (KG)		PERUB	NILAI FOB (US \$)		PERUB
	JAN-JUN 2009	JAN-JUN 2010	%	JAN-JUN 2009	JAN-JUN 2010	%
	(1)	(2)	(3)	(4)	(5)	(6)
LAO PEOPLE'S DEMOCRATIC RE	191,221	280,914	46.91	726,747	1,160,465	59.68
NEPAL	390	45,456	11,555.38	2,500	110,605	4,324.20
VIET NAM	18,989,481	19,822,250	4.39	25,931,040	36,827,752	42.02
MALDIVES	70,895	41,912	-40.88	228,092	141,536	-37.95
INDIA	18,892,585	19,439,393	2.89	36,912,533	53,684,842	45.44
PAKISTAN	14,439,161	11,215,179	-22.33	22,919,030	27,601,961	20.43
BANGLADESH	8,704,132	8,681,737	-0.26	19,029,774	27,773,454	45.95
SRI LANKA	5,520,425	5,924,531	7.32	14,185,018	17,796,932	25.46
AFGHANISTAN	50,649	73	-99.86	163,797	100	-99.94
IRAN (ISLAMIC REPUBLIC OF)	2,914,867	5,467,999	87.59	4,881,336	13,421,825	174.96
SAUDI ARABIA	1,090,093	2,007,462	84.16	4,282,628	7,544,902	76.17
ISRAEL	5,826,120	9,632,280	65.33	9,575,166	20,820,279	117.44
KUWAIT	57,063	51,944	-8.97	459,097	399,267	-13.03
JORDAN	280,837	217,680	-22.49	591,383	515,098	-12.90
LEBANON	173,567	197,750	13.93	361,756	581,825	60.83
YEMEN	396,319	493,814	24.60	1,443,328	2,030,945	40.71
OMAN	18,090	41,009	126.69	11,596	67,604	482.99
SYRIA ARAB REPUBLIC	4,496,719	1,215,791	-72.96	7,156,817	2,738,434	-61.74
TURKEY	52,016,124	54,494,717	4.77	83,199,989	128,607,604	54.58
UNITED ARAB EMIRATES	1,904,467	1,918,008	0.71	7,578,982	8,960,022	18.22
QATAR	27,392	7,305	-73.33	49,107	24,354	-50.41
BAHRAIN	4,375	25,252	477.19	44,064	92,275	109.41
CYPRUS	10,445	4,798	-54.06	55,845	28,152	-49.59
EGYPT	22,337,469	13,040,547	-41.62	35,255,576	25,561,794	-27.50
LIBYAN ARAB JAMAHIRIYA	83,480	104,953	25.72	154,188	183,464	18.99
MOROCCO	1,135,583	857,161	-24.52	1,617,548	2,256,451	39.50
TUNISIA	433,814	518,377	19.49	848,619	1,495,854	76.27
ALGERIA	1,249,067	1,076,214	-13.84	2,991,491	2,163,551	-27.68
SUDAN	20,880	163,029	680.79	54,234	500,385	822.64
NAMIBIA	705	545	-22.70	734	545	-25.75
ETHIOPIA	800,035	831,788	3.97	1,794,099	2,615,778	45.80
TANZANIA, UNITED REPUBLIC OF	12,560	1,070	-91.48	14,944	4,545	-69.59
MADAGASCAR	168,191	34,524	-79.47	293,726	97,163	-66.92
SOMALIA	4,860	28,407	484.51	23,600	174,428	639.10
KENYA	1,237,165	1,003,865	-18.86	2,471,561	3,625,524	46.69
REUNION	24,287	20,129	-17.12	67,321	67,976	0.97
MOZAMBIQUE	21,273	1,058	-95.03	71,996	1,903	-97.36
BOTSWANA	17,800	0	-100.00	46,547	0	-100.00
TOGO	116,970	78,363	-33.01	609,552	287,246	-52.88
GHANA	330,621	268,644	-18.75	1,316,955	1,106,873	-15.95
LIBERIA	667	560	-16.04	662	250	-62.24
GUINEA	30,229	49,816	64.80	55,562	94,840	70.69
ANGOLA	9,993	35,427	254.52	9,648	57,385	494.79
CONGO	129	7	-94.57	197	8	-95.94
CAMEROON	26,383	89,598	239.61	29,531	163,470	453.55
NIGERIA	160,888	72,646	-54.85	694,434	268,790	-61.29
SIERRA LEONE	14,601	3,049	-79.12	75,360	7,388	-90.20
GABON	2,830	4,919	73.82	4,109	2,966	-27.82
COTE D'IVOIRE	83,858	108,142	28.96	233,700	536,509	129.57
SENEGAL	194,276	120,904	-37.77	649,337	384,742	-40.75
MAURITANIA	208,758	311,553	49.24	660,857	687,807	4.08
MALI	13,526	79	-99.42	72,160	112	-99.84
BENIN	58,506	37,397	-36.08	343,821	249,849	-27.33
BURKINA FASO	32,448	0	-100.00	95,001	0	-100.00
GAMBIA	21,445	2,090	-90.25	38,994	309	-99.21
U.S. VIRGIN ISLANDS	0	5	-	0	165	-
SEYCHELLES	4,390	24,962	468.61	16,896	137,032	711.03
UGANDA	16	4,553	28,356.25	83	6,020	7,153.01
NIGER	26,900	22,790	-15.28	201,000	304,590	51.54
DJIBOUTI	211,836	841,130	297.07	177,963	896,305	403.65
SAO TOME AND PRINCIPE	3,946	3,428	-13.13	1,400	1,000	-28.57
SWAZILAND	10,339	14,723	42.40	22,382	27,824	24.31
SOUTH AFRICA	2,109,199	2,020,516	-4.20	5,603,392	5,925,105	5.74
ZIMBABWE	10,669	16,484	54.50	17,051	21,535	26.30
ZAMBIA	37,270	18,579	-50.15	74,195	40,354	-45.61
MALAWI	95	1,054	1,009.47	250	110	-56.00
MAURITIUS	666,224	728,570	9.36	1,316,118	2,157,230	63.91
RWANDA	0	7,322	-	0	3,050	-
VIRGIN ISLANDS (BRITISH)	1,435	1,082	-24.60	5,726	6,589	15.07
AUSTRALIA	7,186,944	7,457,253	3.76	14,671,246	17,608,736	20.02
NEW ZEALAND	1,154,726	900,443	-22.02	2,790,591	2,739,669	-1.82
MICRONESIA, FEDERATED STATI	2,362	0	-100.00	4,166	0	-100.00
GUAM	4,308	9,402	118.25	16,312	25,046	53.54
PALAU	0	125	-	0	1,069	-
NEW CALEDONIA	20,016	19,403	-3.06	73,503	103,000	40.13
SAINT VINCENT AND THE GREN#	0	165	-	0	980	-
VANUATU	32,344	14,373	-55.56	105,892	18,289	-82.73
WALLIS AND FUTUNA ISLANDS	4,547	8,050	77.04	7,995	15,270	90.99

TABEL 5. PERKEMBANGAN EKSPOR INDONESIA MENURUT KOMODITI DAN NEGARA TUJUAN

JENIS BARANG	BERAT BERSIH (KG)		PERUB	NILAI FOB (US \$)		PERUB
	JAN-JUN 2009	JAN-JUN 2010	%	JAN-JUN 2009	JAN-JUN 2010	%
	(1)	(2)	(3)	(4)	(5)	(6)
AMERICAN SAMOA	0	3,804	-	0	6,048	-
COOK ISLANDS	5,666	6,209	9.58	35,882	28,342	-21.01
FIJI	29,221	14,747	-49.53	126,238	120,282	-4.72
KIRIBATI	234	1,559	566.24	495	3,218	550.10
SAMOA	1,598	2,609	63.27	6,796	4,730	-30.40
SOLOMON ISLANDS	6,000	0	-100.00	5,199	0	-100.00
TONGA	0	1,906	-	0	5,497	-
TUVALU	792	770	-2.78	1,698	2,570	51.35
EAST TIMOR	103,249	270,665	162.15	151,786	245,602	61.81
UNITED STATES	39,755,654	49,898,912	25.51	73,442,121	114,466,583	55.86
CANADA	3,220,635	4,434,091	37.68	5,993,575	10,651,392	77.71
MEXICO	9,727,113	7,367,948	-24.25	17,863,113	16,574,980	-7.21
GUATEMALA	566,442	163,549	-71.13	1,352,936	464,199	-65.69
HONDURAS	204,177	347,977	70.43	398,384	906,870	127.64
NICARAGUA	59	865	1,366.10	121	7,669	6,238.02
PANAMA	5,642	4,018	-28.78	23,027	16,771	-27.17
SURINAME	131,338	97,278	-25.93	179,007	165,779	-7.39
CHILE	1,385,266	1,759,725	27.03	3,031,509	4,829,492	59.31
VENEZUELA	2,153,789	3,166,367	47.01	4,913,491	8,447,147	71.92
ARGENTINA	7,052,430	8,905,883	26.28	13,747,251	22,028,379	60.24
BRAZIL	65,412,193	56,294,145	-13.94	117,716,747	140,423,425	19.29
COLOMBIA	5,483,123	6,595,563	20.29	9,080,770	16,226,195	78.69
BOLIVIA	0	11	-	0	1	-
URUGUAY	229,799	375,601	63.45	640,992	1,238,247	93.18
PARAGUAY	31,885	9,705	-69.56	79,119	64,640	-18.30
ECUADOR	187,005	769,245	311.35	303,500	1,640,959	440.68
PERU	832,593	648,116	-22.16	1,710,424	1,918,246	12.15
GUYANA	29,414	86,221	193.13	48,630	164,569	238.41
TRINIDAD AND TOBAGO	84	167	98.81	102	110	7.84
BAHAMAS	1,572	7,398	370.61	9,117	24,370	167.30
JAMAICA	67,234	133,553	98.64	132,543	268,905	102.88
PUERTO RICO	3,334	636	-80.92	17,142	4,251	-75.20
BELIZE	37	1,672	4,418.92	218	1,164	433.94
DOMINICAN REPUBLIC	147,212	82,240	-44.13	331,684	182,502	-44.98
EL SALVADOR	201,077	350,179	74.15	392,158	791,216	101.76
COSTA RICA	34,572	25,552	-26.09	88,653	104,716	18.12
HAITI	81,206	68,193	-16.02	151,130	111,830	-26.00
BARBADOS	105	35	-66.67	104	462	344.23
ANTIGUA AND BARBUDA	0	627	-	0	3,482	-
ANGUILLA	828	0	-100.00	3,379	0	-100.00
ARUBA	0	249	-	0	115	-
BERMUDA	745	942	26.44	2,634	5,074	92.63
CAYMAN ISLANDS	0	116	-	0	126	-
FRENCH GUIANA	42,706	1,850	-95.67	63,353	1,622	-97.44
FRENCH POLYNESIA	68,818	65,380	-5.00	162,483	251,559	54.82
MARTINIQUE	14,583	7,523	-48.41	38,229	12,131	-68.27
NETHERLANDS ANTILLES	24,407	54,870	124.81	46,738	135,306	189.50
NORFOLK ISLANDS	256	0	-100.00	471	0	-100.00
SAINT LUCIA	0	19	-	0	700	-
TURKS AND CAICOS ISLANDS	0	4	-	0	29	-
GUADELOUPE	18,823	21,986	16.80	60,839	66,122	8.68
SAINT KITTS AND NEVIS	227	188	-17.18	4,302	4,529	5.28
UNITED KINGDOM	6,586,031	8,521,364	29.39	10,882,717	19,097,597	75.49
NETHERLANDS	1,836,903	3,993,474	117.40	4,770,303	8,469,993	77.56
FRANCE	1,199,827	886,146	-26.14	2,846,457	2,288,876	-19.59
GERMANY, FED. REP. OF	12,348,542	13,557,279	9.79	26,114,530	33,485,659	28.23
AUSTRIA	22,791	29,121	27.77	177,604	229,055	28.97
BELGIUM	12,768,773	16,869,751	32.12	18,012,727	32,465,875	80.24
SWITZERLAND	10,566	52,755	399.29	44,931	238,596	431.03
LUXEMBOURG	1	725	72,400.00	2	8,060	402,900.00
DENMARK	278,936	452,170	62.11	1,046,762	1,003,122	-4.17
NORWAY	145,415	152,211	4.67	1,130,947	1,088,073	-3.79
SWEDEN	582,684	960,104	64.77	2,946,694	4,495,930	52.58
FINLAND	933,820	1,440,797	54.29	2,188,491	2,972,912	35.84
IRELAND	178,474	158,215	-11.35	168,487	333,342	97.84
ITALY	15,715,355	25,311,131	61.06	27,289,922	53,005,396	94.23
SPAIN	7,921,232	10,643,676	34.37	15,357,082	23,550,100	53.35
PORTUGAL	3,746,803	5,176,049	38.15	8,362,726	14,681,713	75.56
GREECE	1,856,425	1,237,266	-33.35	4,459,791	3,224,525	-27.70
DEMOCRATIC REPUBLIC OF THE	29,613	84,184	184.28	74,310	243,289	227.40
HUNGARY	905,150	992,359	9.63	1,325,051	1,738,269	31.19
POLAND	1,472,969	2,067,845	40.39	2,637,363	4,739,335	79.70
ROMANIA	337,955	435,554	28.88	1,318,856	920,085	-30.24
BULGARIA	101,964	130,170	27.66	110,623	276,775	150.20
YUGOSLAVIA	788	207	-73.73	3,897	780	-79.98
ALBANIA	247	205	-17.00	430	2,014	368.37
AZERBAIJAN	0	483	-	0	2,600	-
KAZAKHSTAN	2	119	5,850.00	37	324	775.68

TABEL 5. PERKEMBANGAN EKSPOR INDONESIA MENURUT KOMODITI DAN NEGARA TUJUAN

JENIS BARANG	BERAT BERSIH (KG)		PERUB %	NILAI FOB (US \$)		PERUB %
	JAN-JUN 2009	JAN-JUN 2010		JAN-JUN 2009	JAN-JUN 2010	
	(1)	(2)	(3)	(4)	(5)	(6)
KYRGYZSTAN	110,510	102,045	-7.66	351,422	307,640	-12.46
TURKMENISTAN	0	107	-	0	100	-
UKRAINE	87,293	157,171	80.05	159,283	330,908	107.75
UZBEKISTAN	1,010	30,677	2,937.33	2,875	88,570	2,980.70
LITHUANIA	118,733	375,195	216.00	216,498	727,074	235.83
LATVIA	109,481	114,269	4.37	300,172	292,490	-2.56
ESTONIA	35,991	13,711	-61.90	95,363	41,971	-55.99
GEORGIA	3,129	874	-72.07	8,272	2,455	-70.32
CROATIA	34,331	20,458	-40.41	79,129	67,149	-15.14
BOSNIA AND HERZEGOVINA	0	18,000	-	0	21,454	-
MALTA	2,668	10,577	296.44	11,594	28,450	145.39
SLOVAKIA	1,244	126	-89.87	7,586	263	-96.53
SLOVENIA	240,677	20,048	-91.67	553,609	81,256	-85.32
CZECH REPUBLIC	208,582	86,839	-58.37	403,636	193,744	-52.00
REP. OF MACEDONIA	0	1	-	0	75	-
RUSSIA FEDERATION	1,067,669	2,136,100	100.07	2,698,074	6,385,623	136.67
<b>-BARANG DARI KARET</b>	<b>215,985,693</b>	<b>276,853,659</b>	<b>28.18</b>	<b>711,595,453</b>	<b>973,398,368</b>	<b>36.79</b>
JAPAN	31,854,026	33,424,195	4.93	136,883,708	133,155,662	-2.72
HONG KONG	1,924,926	1,875,768	-2.55	8,592,755	10,020,236	16.61
KOREA, DEMOCRATIC PEOPLE'S	10,780	0	-100.00	54,978	0	-100.00
KOREA, REPUBLIC OF	2,253,239	3,220,511	42.93	4,155,784	7,894,812	89.97
TAIWAN	1,774,213	2,677,053	50.89	5,459,677	8,921,866	63.41
CHINA	21,948,793	12,520,876	-42.95	36,224,098	39,773,871	9.80
MONGOLIA	0	7,195	-	0	24,975	-
PAPUA NEW GUINEA	741,337	1,182,292	59.48	2,770,073	4,354,163	57.19
THAILAND	2,584,019	4,087,526	58.18	9,880,629	16,104,794	62.99
SINGAPORE	2,452,882	4,312,031	75.79	20,646,741	33,525,672	62.38
PHILIPPINES	6,660,393	10,649,377	59.89	15,414,221	28,931,751	87.70
MALAYSIA	10,154,957	12,198,345	20.12	24,905,841	34,371,617	38.01
MYANMAR (FORM. BURMA)	253,151	448,364	77.11	812,607	1,496,174	84.12
CAMBODIA	133,190	139,042	4.39	489,368	484,117	-1.07
BRUNEI DARUSSALAM	181,429	213,450	17.65	526,004	670,749	27.52
LAO PEOPLE'S DEMOCRATIC RE	22,065	29,837	35.22	81,793	96,193	17.61
NEPAL	0	10,280	-	0	25,120	-
VIET NAM	1,576,683	3,092,418	96.13	4,910,608	7,535,112	53.45
MALDIVES	17,966	150,607	738.29	32,839	39,792	21.17
INDIA	554,614	1,100,664	98.46	1,761,222	4,088,608	132.15
PAKISTAN	1,432,956	1,810,378	26.34	3,037,935	4,912,263	61.70
BANGLADESH	1,094,372	1,427,798	30.47	2,440,417	3,270,194	34.00
SRI LANKA	812,169	1,435,615	76.76	2,153,270	4,139,367	92.24
AFGHANISTAN	40,468	107,753	166.27	115,290	312,105	170.71
IRAQ	94,621	58,732	-37.93	302,909	219,904	-27.40
IRAN (ISLAMIC REPUBLIC OF)	1,215,629	1,391,954	14.50	3,549,457	4,020,167	13.26
SAUDI ARABIA	9,272,376	11,897,403	28.31	29,275,504	37,829,625	29.22
ISRAEL	805,816	952,146	18.16	2,222,215	2,933,609	32.01
KUWAIT	164,673	281,612	71.01	489,963	1,006,560	105.44
JORDAN	487,893	810,722	66.17	1,347,616	2,361,481	75.23
LEBANON	1,159,841	1,015,725	-12.43	3,874,854	3,594,522	-7.23
YEMEN	1,470,449	2,358,197	60.37	4,589,059	8,043,674	75.28
OMAN	266,179	358,041	34.51	812,351	1,147,231	41.22
SYRIA ARAB REPUBLIC	805,346	1,155,214	43.44	2,050,578	2,624,862	28.01
TURKEY	1,977,881	3,933,360	98.87	5,836,149	12,236,153	109.66
UNITED ARAB EMIRATES	9,879,235	9,578,326	-3.05	29,342,749	31,081,153	5.92
QATAR	257,853	266,355	3.30	907,471	858,400	-5.41
BAHRAIN	57,602	113,086	96.32	197,062	346,786	75.98
CYPRUS	56,540	98,868	74.86	205,783	480,303	133.40
EGYPT	2,282,226	5,296,571	132.08	6,494,667	15,865,354	144.28
LIBYAN ARAB JAMAHIRIYA	1,037,627	991,410	-4.45	3,312,097	3,251,606	-1.83
MOROCCO	233,864	236,500	1.13	656,326	694,638	5.84
TUNISIA	99,354	37,171	-62.59	148,120	129,703	-12.43
ALGERIA	249,249	194,498	-21.97	794,926	428,777	-46.06
SUDAN	135,389	442,955	227.17	458,596	1,215,988	165.15
NAMIBIA	0	4,645	-	0	16,001	-
TANZANIA, UNITED REPUBLIC OF	0	1,237	-	0	2,500	-
MADAGASCAR	4	0	-100.00	10	0	-100.00
KENYA	128,020	234,853	83.45	313,882	756,869	141.13
REUNION	24,079	44,576	85.12	100,081	177,720	77.58
BOTSWANA	0	16,583	-	0	64,624	-
EQUATORIAL GUINEA	361	0	-100.00	900	0	-100.00
TOGO	4,937	355	-92.81	15,112	574	-96.20
GHANA	217,242	323,685	49.00	513,571	922,036	79.53
LIBERIA	5,264	0	-100.00	13,177	0	-100.00
CONGO	0	136	-	0	222	-
CAMEROON	6,107	0	-100.00	19,156	0	-100.00
NIGERIA	793,927	813,756	2.50	2,420,614	2,744,659	13.39
COTE D'IVOIRE	55,403	31,752	-42.69	154,475	115,515	-25.22
SENEGAL	37,772	119,858	217.32	127,725	406,884	218.56

TABEL 5. PERKEMBANGAN EKSPOR INDONESIA MENURUT KOMODITI DAN NEGARA TUJUAN

JENIS BARANG	BERAT BERSIH (KG)		PERUB	NILAI FOB (US \$)		PERUB
	JAN-JUN 2009	JAN-JUN 2010	%	JAN-JUN 2009	JAN-JUN 2010	%
	(1)	(2)	(3)	(4)	(5)	(6)
BENIN	8,542	5,350	-37.37	21,216	18,644	-12.12
BURKINA FASO	0	4,356	-	0	15,697	-
SEYCHELLES	0	6,009	-	0	21,077	-
UGANDA	45,632	36,219	-20.63	67,586	53,942	-20.19
DJIBOUTI	10,883	0	-100.00	28,590	0	-100.00
SAO TOME AND PRINCIPE	507	0	-100.00	180	0	-100.00
SOUTH AFRICA	1,317,380	2,693,380	104.45	3,783,498	8,335,158	120.30
ZIMBABWE	8,168	12,925	58.24	29,410	59,925	103.76
MALAWI	0	28,240	-	0	57,750	-
MAURITIUS	181,062	332,798	83.80	544,622	1,044,950	91.87
AUSTRALIA	5,736,932	12,920,100	125.21	18,891,658	43,061,187	127.94
NEW ZEALAND	1,156,195	2,889,603	149.92	3,919,952	11,044,106	181.74
GUAM	0	19,171	-	0	65,078	-
NEW CALEDONIA	11,858	13,174	11.10	43,086	47,547	10.35
VANUATU	4,565	12,587	175.73	17,036	40,481	137.62
COOK ISLANDS	77	0	-100.00	887	0	-100.00
FIJI	79,359	63,115	-20.47	278,941	211,149	-24.30
SAMOA	4,765	10,199	114.04	14,744	32,711	121.86
SOLOMON ISLANDS	19,280	1,748	-90.93	73,313	4,424	-93.97
TONGA	0	46	-	0	600	-
EAST TIMOR	159,714	571,368	257.74	436,703	1,343,534	207.65
UNITED STATES	38,701,339	62,346,450	61.10	141,248,967	223,951,986	58.55
CANADA	2,433,871	2,553,611	4.92	8,590,221	9,178,244	6.85
MEXICO	816,839	1,384,989	69.55	2,079,109	3,815,333	83.51
GUATEMALA	32,319	195,142	503.80	90,554	621,577	586.42
HONDURAS	85,857	113,589	32.30	276,304	370,563	34.11
PANAMA	248,698	305,186	22.71	769,341	955,635	24.21
SURINAME	46,479	34,588	-25.58	125,338	120,495	-3.86
CHILE	92,566	194,064	109.65	241,294	544,757	125.76
VENEZUELA	134,799	44,574	-66.93	567,869	236,180	-58.41
ARGENTINA	482,505	764,037	58.35	994,049	2,282,036	129.57
BRAZIL	711,747	1,593,044	123.82	2,108,765	5,022,492	138.17
COLOMBIA	1,314,492	1,194,174	-9.15	2,734,687	2,769,974	1.29
BOLIVIA	42,864	170,975	298.88	157,300	558,274	254.91
URUGUAY	32,782	205,594	527.16	110,128	504,964	358.52
PARAGUAY	11,190	270,985	2,321.67	40,705	945,753	2,223.43
ECUADOR	104,778	121,302	15.77	308,585	379,577	23.01
PERU	342,358	461,224	34.72	825,076	1,355,486	64.29
TRINIDAD AND TOBAGO	37,698	27,434	-27.23	105,166	89,669	-14.74
JAMAICA	136,044	72,057	-47.03	439,595	223,071	-49.26
PUERTO RICO	414,633	646,169	55.84	1,204,907	2,224,973	84.66
DOMINICAN REPUBLIC	174,805	167,499	-4.18	432,581	534,409	23.54
EL SALVADOR	161,294	139,166	-13.72	385,109	420,450	9.18
COSTA RICA	138,338	270,939	95.85	408,167	806,472	97.58
HAITI	4,734	94,826	1,903.08	14,886	333,194	2,138.30
BARBADOS	19,832	44,869	126.25	65,250	150,096	130.03
DOMINICA	20,484	0	-100.00	57,338	0	-100.00
FRENCH POLYNESIA	1,134	3	-99.74	1,440	11	-99.24
MARTINIQUE	0	17	-	0	176	-
NETHERLANDS ANTILLES	147	8	-94.56	105	67	-36.19
GUADELOUPE	8	100	1,150.00	7	376	5,271.43
UNITED KINGDOM	8,065,697	8,523,994	5.68	23,751,552	28,687,216	20.78
NETHERLANDS	4,818,082	5,829,488	20.99	14,191,876	20,096,250	41.60
FRANCE	2,025,911	1,768,435	-12.71	6,350,639	6,275,837	-1.18
GERMANY, FED. REP. OF	7,966,568	10,207,415	28.13	41,764,456	50,513,747	20.95
AUSTRIA	18,928	37,693	99.14	106,755	282,050	164.20
BELGIUM	5,247,913	5,016,235	-4.41	15,893,090	16,748,822	5.38
SWITZERLAND	129,172	61,390	-52.47	635,284	279,785	-55.96
LUXEMBOURG	1,808	449,479	24,760.56	3,965	1,919,257	48,304.97
DENMARK	402,886	648,213	60.89	1,113,074	1,833,131	64.69
NORWAY	28,645	393,879	1,275.04	127,528	1,344,767	954.49
SWEDEN	392,055	509,436	29.94	1,618,018	2,065,287	27.64
FINLAND	333,005	309,326	-7.11	1,721,847	1,233,621	-28.35
IRELAND	514,363	248,279	-51.73	1,526,252	773,084	-49.35
ITALY	5,578,223	5,768,018	3.40	17,067,794	20,194,271	18.32
SPAIN	1,386,960	1,601,152	15.44	4,669,002	5,450,061	16.73
PORTUGAL	478,224	493,337	3.16	1,781,745	1,975,241	10.86
ICELAND	10,692	52,582	391.79	39,051	177,740	355.15
GREECE	483,498	591,576	22.35	1,696,185	2,412,239	42.22
DEMOCRATIC REPUBLIC OF THE	0	4,301	-	0	6,124	-
HUNGARY	11,548	10,205	-11.63	34,035	63,051	85.25
POLAND	221,737	509,034	129.57	872,177	1,984,732	127.56
ROMANIA	26,228	130,792	398.67	106,767	374,331	250.61
BULGARIA	22,629	8,988	-60.28	82,072	33,705	-58.93
ALBANIA	12,183	10,719	-12.02	39,276	56,025	42.64
AZERBAIJAN	9,504	8,259	-13.10	39,814	33,693	-15.37
UKRAINE	58,128	221,860	281.67	152,683	710,393	365.27
LITHUANIA	104,397	36,093	-65.43	351,501	143,004	-59.32



TABEL 5. PERKEMBANGAN EKSPOR INDONESIA MENURUT KOMODITI DAN NEGARA TUJUAN

JENIS BARANG	BERAT BERSIH (KG)		PERUB %	NILAI FOB (US \$)		PERUB %
	JAN-JUN 2009	JAN-JUN 2010		JAN-JUN 2009	JAN-JUN 2010	
(1)	(2)	(3)	(4)	(5)	(6)	(7)
LATVIA	76,585	240,579	214.13	231,235	718,478	210.71
ESTONIA	0	459,715	-	0	1,424,898	-
GEORGIA	0	222,075	-	0	786,707	-
CROATIA	49,758	25,617	-48.52	170,245	141,617	-16.82
MALTA	5,551	0	-100.00	12,893	0	-100.00
SLOVAKIA	2,421	11	-99.55	35,191	274	-99.22
SLOVENIA	120,109	95,518	-20.47	435,480	351,067	-19.38
CZECH REPUBLIC	57,579	65,616	13.96	284,523	478,101	68.04
RUSSIA FEDERATION	73,766	75,690	2.61	258,170	248,199	-3.86
<b>-SHEET</b>	<b>41,541,481</b>	<b>28,775,836</b>	<b>-30.73</b>	<b>61,634,036</b>	<b>89,026,211</b>	<b>44.44</b>
JAPAN	2,884,392	2,613,539	-9.39	3,899,588	8,181,980	109.82
HONG KONG	409,926	36,612	-91.07	567,774	106,105	-81.31
KOREA, REPUBLIC OF	419,506	569,798	35.83	651,818	1,962,769	201.12
TAIWAN	3,357,402	6,077,588	81.02	4,957,735	18,930,182	281.83
CHINA	12,815,679	3,333,085	-73.99	18,037,995	9,807,873	-45.63
SINGAPORE	2,349,383	2,805,153	19.40	3,378,074	8,595,894	154.46
PHILIPPINES	20,160	0	-100.00	32,760	0	-100.00
MALAYSIA	385,251	386,876	0.42	640,982	1,230,401	91.96
VIET NAM	1,676,284	0	-100.00	2,004,572	0	-100.00
MALDIVES	0	35	-	-	1,240	-
INDIA	4,391,845	2,442,925	-44.38	6,612,912	7,724,449	16.81
PAKISTAN	60,480	18,306	-69.73	65,621	59,128	-9.89
SRI LANKA	300,000	0	-100.00	481,378	0	-100.00
TURKEY	274,852	507,920	84.80	463,677	1,659,630	257.93
UNITED ARAB EMIRATES	36,612	73,222	99.99	52,904	198,172	274.59
ALGERIA	40,320	0	-100.00	47,174	0	-100.00
SOUTH AFRICA	76,800	96,000	25.00	114,384	296,877	159.54
AUSTRALIA	20,160	18	-99.91	74,667	467	-99.37
UNITED STATES	5,154,963	5,026,524	-2.49	8,615,275	15,018,575	74.32
CANADA	800,039	80,640	-89.92	1,332,320	276,595	-79.24
MEXICO	20,160	20,160	0.00	59,875	69,149	15.49
CHILE	120,960	60,480	-50.00	184,060	224,381	21.91
ARGENTINA	95,238	36,611	-61.56	128,474	128,811	0.26
BRAZIL	192,956	452,884	134.71	294,154	1,359,377	362.13
COLOMBIA	2,400	2,400	0.00	3,480	8,220	136.21
UNITED KINGDOM	20,160	40,320	100.00	32,256	131,040	306.25
NETHERLANDS	575,999	1,364,174	136.84	921,554	4,321,626	368.95
FRANCE	932,636	161,467	-82.69	1,401,882	496,974	-64.55
GERMANY, FED. REP. OF	471,520	695,746	47.55	845,765	2,312,492	173.42
AUSTRIA	2	0	-100.00	37	0	-100.00
BELGIUM	441,598	60,480	-86.30	692,064	180,920	-73.86
NORWAY	0	19,200	-	0	67,392	-
ITALY	323,998	362,880	12.00	488,541	1,163,835	138.23
SPAIN	955,986	11	-100.00	1,407,369	62	-100.00
GREECE	58,626	0	-100.00	79,126	0	-100.00
POLAND	365,939	0	-100.00	557,349	0	-100.00
BELARUS	73,224	18,306	-75.00	102,422	48,877	-52.28
UKRAINE	40,320	0	-100.00	122,170	0	-100.00
LITHUANIA	292,896	237,978	-18.75	459,115	787,249	71.47
ESTONIA	36,612	60,480	65.19	102,147	185,271	81.38
SLOVENIA	57,600	57,600	0.00	93,792	177,312	89.05
RUSSIA FEDERATION	988,597	1,056,418	6.86	1,626,794	3,312,886	103.65
<b>-CRUMB RUBBER</b>	<b>901,468,649</b>	<b>1,066,064,395</b>	<b>18.26</b>	<b>1,248,044,186</b>	<b>3,179,677,696</b>	<b>154.77</b>
JAPAN	122,728,515	139,728,980	13.85	168,847,977	417,693,822	147.38
HONG KONG	564,479	0	-100.00	731,532	0	-100.00
KOREA, DEMOCRATIC PEOPLE'S	294,840	0	-100.00	372,825	0	-100.00
KOREA, REPUBLIC OF	48,313,197	41,405,228	-14.30	66,204,535	123,562,691	86.64
TAIWAN	6,757,865	11,054,368	63.58	9,256,397	32,584,309	252.02
CHINA	271,939,986	179,455,436	-34.01	369,402,199	538,610,149	45.81
SINGAPORE	42,189,554	59,886,583	41.95	56,643,796	173,705,314	206.66
PHILIPPINES	2,197,440	3,669,120	66.97	2,964,380	11,046,314	272.63
MALAYSIA	15,757,728	3,622,917	-77.01	21,108,301	11,026,368	-47.76
VIET NAM	10,648,808	3,543,960	-66.72	13,892,957	10,185,151	-26.69
INDIA	39,634,651	41,125,051	3.76	55,227,066	124,460,081	125.36
PAKISTAN	2,903,035	1,854,713	-36.11	3,848,264	5,396,856	40.24
SRI LANKA	564,480	367,920	-34.82	918,403	1,114,285	21.33
IRAN (ISLAMIC REPUBLIC OF)	3,769,913	5,172,296	37.20	5,218,377	14,900,775	185.54
ISRAEL	423,360	1,753,920	314.29	584,534	5,476,131	836.84
TURKEY	12,579,835	24,785,065	97.02	18,078,087	75,111,274	315.48
UNITED ARAB EMIRATES	443,520	262,080	-40.91	545,594	723,258	32.56
EGYPT	3,165,120	3,870,720	22.29	4,439,298	11,808,551	166.00
TUNISIA	0	20,160	-	0	42,538	-
ALGERIA	22,680	0	-100.00	31,864	0	-100.00
TANZANIA, UNITED REPUBLIC OF	0	20,160	-	0	46,771	-
KENYA	705,600	725,759	2.86	965,031	2,261,154	134.31
CENTRAL AFRICAN REPUBLIC	0	100,800	-	0	304,950	-

TABEL 5. PERKEMBANGAN EKSPOR INDONESIA MENURUT KOMODITI DAN NEGARA TUJUAN

JENIS BARANG	BERAT BERSIH (KG)		PERUB	NILAI FOB (US \$)		PERUB
	JAN-JUN 2009	JAN-JUN 2010	%	JAN-JUN 2009	JAN-JUN 2010	%
(1)	(2)	(3)	(4)	(5)	(6)	(7)
SOUTH AFRICA	11,923,922	13,645,438	14.44	16,964,585	40,563,459	139.11
AUSTRALIA	4,233,599	3,144,959	-25.71	5,715,416	9,281,956	62.40
NEW ZEALAND	161,280	0	-100.00	224,397	0	-100.00
EAST TIMOR	189,000	0	-100.00	239,558	0	-100.00
UNITED STATES	166,456,507	252,809,459	51.88	238,717,146	747,137,133	212.98
CANADA	20,556,267	29,650,855	44.24	29,810,152	88,961,043	198.43
MEXICO	3,520,160	8,100,958	130.13	4,934,920	24,507,076	396.61
PANAMA	100,800	20,160	-80.00	138,096	55,041	-60.14
CHILE	0	1,552,319	-	0	4,645,564	-
VENEZUELA	2,442,209	1,229,760	-49.65	3,232,815	3,470,491	7.35
ARGENTINA	9,979,197	12,861,239	28.88	13,971,729	38,274,335	173.94
BRAZIL	11,766,159	52,782,932	348.60	16,549,848	158,957,766	860.48
COLOMBIA	3,243,237	3,785,037	16.71	4,753,976	11,233,393	136.29
ECUADOR	2,782,080	3,265,920	17.39	3,920,000	9,666,378	146.59
PERU	0	846,718	-	0	2,468,348	-
EL SALVADOR	201,600	0	-100.00	309,456	0	-100.00
COSTA RICA	483,840	1,008,000	108.33	630,395	2,911,832	361.91
NORFOLK ISLANDS	20,160	0	-100.00	24,696	0	-100.00
UNITED KINGDOM	4,659,478	12,742,097	173.47	6,620,230	38,272,275	478.11
NETHERLANDS	12,732,906	29,027,219	127.97	17,770,284	87,834,811	394.28
FRANCE	7,742,825	23,710,105	206.22	10,819,699	71,624,001	561.98
GERMANY, FED. REP. OF	11,854,074	26,764,914	125.79	16,531,973	79,607,380	381.54
BELGIUM	5,342,396	3,714,480	-30.47	6,958,788	10,962,726	57.54
LUXEMBOURG	1,895,040	2,399,040	26.60	2,491,777	6,996,081	180.77
SWEDEN	221,760	645,120	190.91	331,070	2,003,979	505.30
FINLAND	120,960	3,447,360	2,750.00	162,901	10,750,392	6,499.34
IRELAND	45,360	362,880	700.00	62,000	1,098,740	1,672.16
ITALY	3,084,060	8,817,477	185.90	4,578,762	27,021,139	490.14
SPAIN	9,521,810	17,708,872	85.98	13,629,579	53,136,785	289.86
VATICAN CITY STATE (HOLY SEE)	0	80,640	-	0	231,033	-
HUNGARY	2,938,320	849,239	-71.10	3,912,349	2,472,916	-36.79
POLAND	4,674,599	8,356,315	78.76	6,577,712	24,991,669	279.94
ROMANIA	3,471,299	6,753,599	94.56	5,056,787	20,120,009	297.88
BULGARIA	1,224,720	1,973,160	61.11	1,645,192	5,976,288	263.26
UKRAINE	0	100,800	-	0	313,337	-
LITHUANIA	5,241,599	3,165,120	-39.62	7,179,744	9,347,461	30.19
SLOVENIA	2,784,600	6,217,808	123.29	3,921,212	18,361,710	368.27
RUSSIA FEDERATION	248,220	2,099,160	745.69	375,525	6,360,407	1,593.74
<b>-CREPE</b>	<b>15,297,362</b>	<b>24,729,347</b>	<b>61.66</b>	<b>22,358,141</b>	<b>75,128,456</b>	<b>236.02</b>
JAPAN	346,560	663,354	91.41	508,831	2,009,105	294.85
KOREA, REPUBLIC OF	17,640	0	-100.00	21,263	0	-100.00
TAIWAN	141,120	20,159	-85.71	202,205	47,174	-76.67
CHINA	1,831,676	969,300	-47.08	2,574,622	2,622,763	1.87
THAILAND	0	59,519	-	0	188,592	-
SINGAPORE	136,080	161,446	18.64	191,672	513,549	167.93
PHILIPPINES	40,320	38,466	-4.60	55,648	127,185	128.55
MALAYSIA	806,300	77,455	-90.39	1,096,369	225,843	-79.40
VIET NAM	2,167,679	221,759	-89.77	3,090,868	639,554	-79.31
INDIA	161,279	302,400	87.50	237,468	925,948	289.93
PAKISTAN	100,800	20,160	-80.00	117,428	66,358	-43.49
ISRAEL	0	60,480	-	0	195,552	-
SYRIA ARAB REPUBLIC	0	40,320	-	0	133,056	-
TURKEY	181,439	20,160	-88.89	232,398	62,879	-72.94
UNITED ARAB EMIRATES	0	564,480	-	0	1,681,704	-
SOUTH AFRICA	20,160	0	-100.00	27,000	0	-100.00
AUSTRALIA	60,480	0	-100.00	85,334	0	-100.00
UNITED STATES	5,185,190	14,754,049	184.54	7,591,191	44,154,374	481.65
CANADA	1,088,640	1,574,720	44.65	1,618,306	5,276,604	226.06
MEXICO	80,640	221,760	175.00	139,557	708,322	407.55
CHILE	20,159	100,800	400.02	27,653	313,286	1,032.92
ARGENTINA	241,920	60,480	-75.00	342,947	191,117	-44.27
BRAZIL	70,560	463,680	557.14	102,514	1,551,009	1,412.97
UNITED KINGDOM	0	201,600	-	0	643,608	-
FRANCE	221,760	181,440	-18.18	341,899	536,256	56.85
GERMANY, FED. REP. OF	0	967,680	-	0	2,983,879	-
BELGIUM	0	60,480	-	0	192,528	-
SWEDEN	80,640	0	-100.00	111,888	0	-100.00
ITALY	2,094,720	2,338,560	11.64	3,348,330	7,281,531	117.47
SPAIN	181,440	403,200	122.22	262,732	1,272,786	384.44
GREECE	20,160	181,440	800.00	30,018	583,894	1,845.15
<b>-BUNGKIL KELAPA</b>	<b>97,401,828</b>	<b>136,658,101</b>	<b>40.30</b>	<b>12,975,437</b>	<b>13,565,339</b>	<b>4.55</b>
JAPAN	749,800	349,880	-53.34	122,176	61,729	-49.48
KOREA, REPUBLIC OF	42,675,500	88,917,715	108.36	5,597,593	9,063,469	61.92
TAIWAN	835,050	3,338,680	299.82	160,889	142,627	-11.35
CHINA	103,460	12,537,755	12,018.46	28,189	1,009,033	3,479.53
SINGAPORE	970,209	600,013	-38.16	405,080	240,776	-40.56

TABEL 5. PERKEMBANGAN EKSPOR INDONESIA MENURUT KOMODITI DAN NEGARA TUJUAN

JENIS BARANG	BERAT BERSIH (KG)		PERUB	NILAI FOB (US \$)		PERUB
	JAN-JUN 2009	JAN-JUN 2010	%	JAN-JUN 2009	JAN-JUN 2010	%
	(1)	(2)	(3)	(4)	(5)	(6)
MALAYSIA	6,332,201	206,318	-96.74	854,662	20,164	-97.64
VIET NAM	34,141,318	3,799,999	-88.87	3,821,725	313,600	-91.79
INDIA	0	17,635,000	-	0	1,652,975	-
PAKISTAN	380,000	0	-100.00	67,640	0	-100.00
SAUDI ARABIA	4,250	0	-100.00	3,500	0	-100.00
UNITED ARAB EMIRATES	1	0	-100.00	3	0	-100.00
AUSTRALIA	150,070	189,675	26.39	24,957	28,645	14.78
EAST TIMOR	0	156	-	0	432	-
UNITED STATES	93,324	0	-100.00	47,330	0	-100.00
UNITED KINGDOM	97,900	80,000	-18.28	22,638	16,560	-26.85
NETHERLANDS	10,868,745	9,002,910	-17.17	1,819,055	1,015,329	-44.18
<b>-DEDAK/BEKATUL</b>	<b>161,745,130</b>	<b>180,608,720</b>	<b>11.66</b>	<b>20,840,180</b>	<b>31,235,105</b>	<b>49.88</b>
JAPAN	30,016,579	32,679,859	8.87	3,835,628	5,673,378	47.91
KOREA, REPUBLIC OF	44,016,990	104,067,160	136.42	5,717,564	17,286,780	202.35
TAIWAN	30,680	100,000	225.95	2,821	8,212	191.10
PAPUA NEW GUINEA	0	14	-	0	35	-
SINGAPORE	41,040	324,200	689.96	5,651	41,945	642.26
PHILIPPINES	28,325,000	0	-100.00	3,563,964	0	-100.00
MALAYSIA	0	131,000	-	0	13,125	-
VIET NAM	59,314,841	43,188,973	-27.19	7,714,552	8,160,705	5.78
EAST TIMOR	0	117,499	-	0	50,912	-
PORTUGAL	0	15	-	0	13	-
<b>-LAINNYA</b>	<b>1,298,250,882</b>	<b>1,184,814,970</b>	<b>-8.74</b>	<b>86,002,818</b>	<b>89,693,653</b>	<b>4.29</b>
JAPAN	10,478,424	33,690,044	221.52	2,889,047	5,265,239	82.25
HONG KONG	7,474	60	-99.20	8,434	538	-93.62
KOREA, REPUBLIC OF	133,352,513	107,304,190	-19.53	10,784,276	7,414,520	-31.25
TAIWAN	331,480	605,470	82.66	142,397	258,703	81.68
CHINA	51,129,071	41,225,960	-19.37	2,994,251	3,703,366	23.68
THAILAND	30,104,269	49,964,982	65.97	2,605,403	2,621,112	0.60
SINGAPORE	21,472,195	6,549,343	-69.50	1,126,906	1,020,423	-9.45
PHILIPPINES	36,311,748	20,575	-99.94	1,821,661	34,496	-98.11
MALAYSIA	3,715,089	3,335,618	-10.21	2,508,212	588,101	-76.55
BRUNEI DARUSSALAM	58,493	60,272	3.04	55,015	59,836	8.76
VIET NAM	86,701,991	61,193,137	-29.42	6,901,041	4,377,626	-36.57
INDIA	1,932,741	5,261,919	172.25	358,393	1,089,850	204.09
PAKISTAN	0	25,147,382	-	0	1,623,692	-
BANGLADESH	315,682	1,635,000	417.93	102,692	862,380	739.77
SRI LANKA	719,500	1,266,747	76.06	814,619	1,138,891	39.81
IRAN (ISLAMIC REPUBLIC OF)	175	0	-100.00	5,070	0	-100.00
SAUDI ARABIA	1,970	27,630,745	1,402,475.89	1,150	2,110,575	183,428.26
TURKEY	0	680,000	-	0	555,400	-
EGYPT	99,700	0	-100.00	79,760	0	-100.00
TANZANIA, UNITED REPUBLIC OF	0	53,998	-	0	57,380	-
GHANA	0	36,600	-	0	24,720	-
NIGERIA	817,260	712,050	-12.87	470,547	511,156	8.63
SOUTH AFRICA	9,000,000	36,000,000	300.00	468,860	2,243,500	378.50
AUSTRALIA	58,697,744	9,258,201	-84.23	4,220,854	2,034,976	-51.79
NEW ZEALAND	194,522,555	360,051,759	85.10	9,737,854	25,982,615	166.82
GUAM	150	200	33.33	3,840	5,280	37.50
EAST TIMOR	167	9,122	5,362.28	116	8,012	6,806.90
UNITED STATES	6,602	10,005	51.54	113,668	146,136	28.56
BRAZIL	0	25	-	0	380	-
UNITED KINGDOM	18,000	0	-100.00	702	0	-100.00
NETHERLANDS	530,931,147	343,320,274	-35.34	31,120,297	22,417,285	-27.97
FRANCE	1,088,000	0	-100.00	208,840	0	-100.00
GERMANY, FED. REP. OF	40,338,002	950,000	-97.64	2,183,083	57,000	-97.39
SWITZERLAND	2,998,730	0	-100.00	184,930	0	-100.00
IRELAND	0	12,500,000	-	0	487,500	-
ITALY	83,100,010	28,041,293	-66.26	4,090,900	1,402,065	-65.73
POLAND	0	28,299,999	-	0	1,590,900	-
<b>-MINYAK ATSIRI LAINNYA</b>	<b>1,829,802</b>	<b>2,210,783</b>	<b>20.82</b>	<b>38,571,682</b>	<b>55,964,669</b>	<b>45.09</b>
JAPAN	39,930	15,333	-61.60	691,683	297,742	-56.95
HONG KONG	22,660	1,894	-91.64	121,841	9,701	-92.04
KOREA, REPUBLIC OF	6,719	430	-93.60	25,958	24,758	-4.62
TAIWAN	2,845	30,639	976.94	9,695	26,324	171.52
CHINA	17,858	80,050	348.26	286,849	1,042,909	263.57
MACAU	0	2	-	0	3,799	-
THAILAND	3,952	2,583	-34.64	82,364	71,472	-13.22
SINGAPORE	521,805	526,303	0.86	8,887,484	11,203,254	26.06
PHILIPPINES	3,272	9,093	177.90	53,766	146,269	172.05
MALAYSIA	1,822	4,940	171.13	40,743	100,267	146.10
BRUNEI DARUSSALAM	0	220	-	0	1,097	-
VIET NAM	44	18	-59.09	2,703	503	-81.39
MALDIVES	666	13	-98.05	20,787	72	-99.65
INDIA	287,224	286,410	-0.28	4,699,048	6,101,717	29.85

TABEL 5. PERKEMBANGAN EKSPOR INDONESIA MENURUT KOMODITI DAN NEGARA TUJUAN

JENIS BARANG	BERAT BERSIH (KG)		PERUB	NILAI FOB (US \$)		PERUB
	JAN-JUN 2009	JAN-JUN 2010	%	JAN-JUN 2009	JAN-JUN 2010	%
(1)	(2)	(3)	(4)	(5)	(6)	(7)
PAKISTAN	21,618	472	-97.82	526,970	23,912	-95.46
SRI LANKA	21	265	1,161.90	1,932	27,970	1,347.72
SAUDI ARABIA	654	0	-100.00	15,000	0	-100.00
LEBANON	0	65	-	0	480	-
YEMEN	0	48	-	0	62	-
TURKEY	19,440	20,816	7.08	200,256	252,200	25.94
UNITED ARAB EMIRATES	68,904	18,898	-72.57	2,025,503	757,450	-62.60
BAHRAIN	0	500	-	0	37,380	-
EGYPT	600	200	-66.67	21,800	8,200	-62.39
SOUTH AFRICA	1,332	2,737	105.48	12,740	34,645	171.94
AUSTRALIA	1,353	1,642	21.36	16,895	41,565	146.02
NEW ZEALAND	150	584	289.33	2,079	1,367	-34.25
FIJI	0	315	-	0	1,026	-
EAST TIMOR	0	520	-	0	159	-
UNITED STATES	264,026	464,864	76.07	5,879,882	13,312,736	126.41
CANADA	3,479	6,512	87.18	48,705	112,922	131.85
MEXICO	27,224	16,935	-37.79	268,848	185,570	-30.98
ARGENTINA	0	2,574	-	0	67,940	-
BRAZIL	10,509	10,389	-1.14	174,387	192,156	10.19
COLOMBIA	1,679	4,200	150.15	16,020	43,050	168.73
URUGUAY	1,452	0	-100.00	73,389	0	-100.00
UNITED KINGDOM	34,995	50,594	44.57	1,089,210	1,687,716	54.95
NETHERLANDS	138,031	86,122	-37.61	5,133,076	2,597,957	-49.39
FRANCE	147,459	192,250	30.38	3,541,928	5,511,988	55.62
GERMANY, FED. REP. OF	60,611	81,649	34.71	1,961,850	3,106,565	58.35
AUSTRIA	7	0	-100.00	150	0	-100.00
BELGIUM	0	5,606	-	0	220,280	-
SWITZERLAND	37,647	107,355	185.16	1,014,690	4,119,629	306.00
FINLAND	50	0	-100.00	4,800	0	-100.00
IRELAND	1	0	-100.00	125	0	-100.00
ITALY	30,475	23,688	-22.27	375,412	288,542	-23.14
SPAIN	49,288	124,255	152.10	1,243,114	4,258,238	242.55
ROMANIA	0	28,800	-	0	43,080	-
<b>-WANGI-WANGIAN DARI MINYAK</b>	<b>32,156,008</b>	<b>41,682,160</b>	<b>29.62</b>	<b>121,150,226</b>	<b>159,208,872</b>	<b>31.41</b>
JAPAN	1,359,341	1,883,353	38.55	6,226,505	8,389,991	34.75
HONG KONG	896,906	950,983	6.03	10,312,028	12,308,700	19.36
KOREA, DEMOCRATIC PEOPLE'S	5,803	13,596	134.29	7,018	21,750	209.92
KOREA, REPUBLIC OF	95,295	142,011	49.02	788,353	1,156,525	46.70
TAIWAN	2,198,856	2,406,713	9.45	2,515,285	3,318,047	31.92
CHINA	381,313	738,584	93.69	1,402,998	2,839,702	102.40
MONGOLIA	0	29,978	-	0	63,692	-
MACAU	0	480	-	0	30,875	-
PAPUA NEW GUINEA	256,009	187,659	-26.70	470,092	493,023	4.88
THAILAND	3,184,438	3,873,998	21.65	18,037,310	22,564,624	25.10
SINGAPORE	1,698,956	1,655,304	-2.57	9,383,886	15,975,557	70.24
PHILIPPINES	3,095,677	5,832,805	88.42	12,763,538	21,873,718	71.38
MALAYSIA	4,981,348	5,908,827	18.62	15,543,884	17,442,142	12.21
MYANMAR (FORM. BURMA)	57,000	78,107	37.03	349,169	716,692	105.26
CAMBODIA	0	34,727	-	0	139,822	-
BRUNEI DARUSSALAM	245,610	343,015	39.66	1,076,957	1,437,154	33.45
NEPAL	0	15,300	-	0	19,755	-
VIET NAM	626,194	780,086	24.58	5,372,583	6,104,314	13.62
MALDIVES	238,463	364,976	53.05	496,420	650,525	31.04
INDIA	787,883	1,000,546	26.99	2,093,654	2,679,730	27.99
PAKISTAN	552,643	851,158	54.02	2,135,099	3,324,551	55.71
BANGLADESH	51,415	77,435	50.61	183,644	246,042	33.98
SRI LANKA	36,669	107,802	193.99	108,781	450,215	313.87
AFGHANISTAN	0	36,904	-	0	68,876	-
IRAN (ISLAMIC REPUBLIC OF)	164,022	299,097	82.35	456,902	796,227	74.27
SAUDI ARABIA	510,932	173,209	-66.10	730,383	462,478	-36.68
ISRAEL	0	351	-	0	12,409	-
KUWAIT	3,094	8,844	185.84	27,785	93,164	235.30
JORDAN	32,568	61,097	87.60	83,842	136,348	62.62
LEBANON	7,602	14,202	86.82	20,966	57,936	176.33
YEMEN	681,860	639,525	-6.21	1,423,930	1,262,253	-11.35
OMAN	3	0	-100.00	44	0	-100.00
SYRIA ARAB REPUBLIC	0	12,471	-	0	70,705	-
TURKEY	47	980	1,985.11	15	30,419	202,693.33
UNITED ARAB EMIRATES	4,439,435	6,281,015	41.48	13,870,986	16,834,492	21.36
QATAR	4,191	5,999	43.14	36,710	51,368	39.93
BAHRAIN	239	37	-84.52	3,075	363	-88.20
CYPRUS	8,540	2,283	-73.27	29,151	53,226	82.59
EGYPT	20,841	24,958	19.75	132,834	274,014	106.28
LIBYAN ARAB JAMAHIRIYA	163,257	150,449	-7.85	601,892	514,781	-14.47
MOROCCO	6,867	7,454	8.55	79,930	64,417	-19.41
TUNISIA	391	0	-100.00	1,036	0	-100.00
ALGERIA	10,078	22,334	121.61	28,650	125,146	336.81

TABEL 5. PERKEMBANGAN EKSPOR INDONESIA MENURUT KOMODITI DAN NEGARA TUJUAN

JENIS BARANG	BERAT BERSIH (KG)		PERUB	NILAI FOB (US \$)		PERUB
	JAN-JUN 2009	JAN-JUN 2010	%	JAN-JUN 2009	JAN-JUN 2010	%
	(1)	(2)	(3)	(4)	(5)	(6)
SUDAN	16,040	136,698	752.23	50,687	552,489	990.00
ERITREA	0	3,841	-	0	13,619	-
NAMIBIA	37,800	100,800	166.67	62,318	176,541	183.29
ETHIOPIA	19	14,078	73,994.74	10	23,436	234,260.00
TANZANIA, UNITED REPUBLIC OF	299,442	378,999	26.57	573,769	910,056	58.61
MADAGASCAR	50,026	54,321	8.59	14,026	38,862	177.07
SOMALIA	16,453	17,156	4.27	28,641	28,560	-0.28
KENYA	687,634	536,117	-22.03	1,333,572	1,004,180	-24.70
REUNION	1,546	3,688	138.55	1,237	2,590	109.38
MOZAMBIQUE	0	11,880	-	0	38,775	-
EQUATORIAL GUINEA	19,947	18,449	-7.51	34,158	41,397	21.19
TOGO	8,110	8,133	0.28	46,535	20,883	-55.12
GHANA	201,165	326,673	62.39	2,052,827	1,047,977	-48.95
LIBERIA	1,346	0	-100.00	1,596	0	-100.00
GUINEA	8,563	3,040	-64.50	2,500	6,927	177.08
ANGOLA	214,200	75,600	-64.71	347,375	132,406	-61.88
CONGO	0	12,747	-	0	22,258	-
CAMEROON	11,055	390	-96.47	22,785	706	-96.90
NIGERIA	546,300	1,038,356	90.07	1,033,531	2,278,905	120.50
SIERRA LEONE	0	13,978	-	0	29,799	-
GABON	26,276	23	-99.91	67,383	68	-99.90
COTE D'IVOIRE	1,980	17,836	800.81	3,575	61,206	1,612.06
SENEGAL	295,924	298,692	0.94	275,240	308,302	12.01
MALI	0	1,772	-	0	2,205	-
BENIN	237,156	148,395	-37.43	598,756	405,531	-32.27
BURKINA FASO	0	5,341	-	0	7,297	-
GAMBIA	7,958	1,241	-84.41	22,040	3,920	-82.21
SEYCHELLES	8,254	16,350	98.09	27,065	42,379	56.58
UGANDA	164,091	472,707	188.08	309,958	958,174	209.13
DJIBOUTI	214,944	251,624	17.06	396,447	433,264	9.29
SAO TOME AND PRINCIPE	318	0	-100.00	925	0	-100.00
SOUTH AFRICA	51,803	62,769	21.17	260,979	330,551	26.66
ZIMBABWE	0	14,303	-	0	26,100	-
COMOROS	0	1,617	-	0	3,900	-
MAURITIUS	101,421	137,275	35.35	251,240	372,954	48.45
RWANDA	20,780	0	-100.00	38,460	0	-100.00
VIRGIN ISLANDS (BRITISH)	0	117	-	0	214	-
AUSTRALIA	80,308	100,312	24.91	335,400	490,083	46.12
NEW ZEALAND	13,777	26,610	93.15	114,045	77,813	-31.77
MICRONESIA, FEDERATED STATI	2,268	2,057	-9.30	4,057	3,066	-24.43
GUAM	745	416	-44.16	1,410	7,371	422.77
PALAU	259	1,826	605.02	5,113	2,922	-42.85
NEW CALEDONIA	587	2,769	371.72	823	9,661	1,073.88
NORTHERN MARIANA ISLANDS	8,303	10,586	27.50	24,976	38,647	54.74
SAINT VINCENT AND THE GREN	1,113	0	-100.00	1,265	0	-100.00
VANUATU	12,170	54,047	344.10	16,064	83,988	422.83
WALLIS AND FUTUNA ISLANDS	2,073	3,907	88.47	5,644	12,339	118.62
AMERICAN SAMOA	0	481	-	0	1,192	-
COOK ISLANDS	249	0	-100.00	285	0	-100.00
FIJI	70,904	64,774	-8.65	193,641	264,886	36.79
KIRIBATI	4,807	20,891	334.60	18,240	45,748	150.81
SAMOA	14,227	21,788	53.15	23,451	41,455	76.77
SOLOMON ISLANDS	17,206	20,676	20.17	110,392	69,405	-37.13
TONGA	52,938	39,900	-24.63	65,213	49,348	-24.33
TUVALU	0	1,500	-	0	3,507	-
EAST TIMOR	823,647	1,004,307	21.93	1,217,600	1,414,563	16.18
UNITED STATES	191,924	220,539	14.91	697,686	739,565	6.00
CANADA	2,932	2,409	-17.84	2,176	2,938	35.02
MEXICO	3,111	6,915	122.28	144,731	40,803	-71.81
SURINAME	1,761	11,628	560.31	6,369	25,886	306.44
CHILE	1,421	520	-63.41	5,104	527	-89.67
ARGENTINA	224	53	-76.34	2,022	8,315	311.23
BRAZIL	515	72	-86.02	21,137	145	-99.31
COLOMBIA	28	180	542.86	1,995	4,371	119.10
PERU	0	676	-	0	6,458	-
TRINIDAD AND TOBAGO	2,468	2,631	6.60	2,600	2,792	7.38
PUERTO RICO	21	0	-100.00	128	0	-100.00
BELIZE	5,359	26,080	386.66	31,238	105,902	239.02
DOMINICAN REPUBLIC	262	0	-100.00	371	0	-100.00
HAITI	0	38,520	-	0	71,685	-
BARBADOS	4,431	4,423	-0.18	7,111	6,445	-9.37
BERMUDA	26	0	-100.00	77	0	-100.00
CAPE VERDE	0	7,551	-	0	18,506	-
FRENCH POLYNESIA	1,802	24	-98.67	4,371	114	-97.39
MARTINIQUE	422	501	18.72	576	768	33.33
NETHERLANDS ANTILLES	0	9,493	-	0	19,106	-
GUADELOUPE	3	743	24,666.67	9	1,014	11,166.67
UNITED KINGDOM	208,311	197,487	-5.20	844,583	753,138	-10.83

TABEL 5. PERKEMBANGAN EKSPOR INDONESIA MENURUT KOMODITI DAN NEGARA TUJUAN

JENIS BARANG	BERAT BERSIH (KG)		PERUB	NILAI FOB (US \$)		PERUB
	JAN-JUN 2009	JAN-JUN 2010	%	JAN-JUN 2009	JAN-JUN 2010	%
(1)	(2)	(3)	(4)	(5)	(6)	(7)
NETHERLANDS	111,503	12,495	-88.79	630,297	63,653	-89.90
FRANCE	153,048	205,743	34.43	1,199,545	1,315,264	9.65
GERMANY, FED. REP. OF	1,417	11,837	735.36	4,734	25,732	443.56
AUSTRIA	0	502	-	0	4,400	-
BELGIUM	39,573	80,745	104.04	78,061	176,979	126.72
SWITZERLAND	891	389	-56.34	12,241	2,390	-80.48
DENMARK	10	498	4,880.00	38	711	1,771.05
NORWAY	232	1,730	645.69	3,093	10,876	251.63
SWEDEN	601	577	-3.99	2,845	1,728	-39.26
FINLAND	654	0	-100.00	3,784	0	-100.00
ITALY	121,629	115,663	-4.91	236,631	232,925	-1.57
SPAIN	4,315	516	-88.04	58,532	5,406	-90.76
PORTUGAL	0	22,097	-	0	29,856	-
MONTSERAT	5,929	0	-100.00	8,415	0	-100.00
GREECE	24,016	24,941	3.85	65,018	120,053	84.65
DEMOCRATIC REPUBLIC OF THE	21,018	32,537	54.81	30,160	46,581	54.45
HUNGARY	2	3,635	181,650.00	4	8,843	220,975.00
ROMANIA	274	125	-54.38	7,201	2,975	-58.69
BULGARIA	358	0	-100.00	4,204	0	-100.00
UKRAINE	28,420	8,035	-71.73	100,272	136,792	36.42
LITHUANIA	0	545	-	0	381	-
MALTA	4,956	5,500	10.98	6,768	7,227	6.78
SLOVENIA	331	0	-100.00	490	0	-100.00
CZECH REPUBLIC	136	166	22.06	4,693	7,553	60.94
RUSSIA FEDERATION	51,756	42,934	-17.05	130,327	101,876	-21.83
<b>ROTAN OLAHAN</b>	<b>15,270,513</b>	<b>17,505,395</b>	<b>14.64</b>	<b>15,182,975</b>	<b>17,167,311</b>	<b>13.07</b>
JAPAN	31,621	14,250	-54.94	46,727	17,446	-62.66
HONG KONG	519,087	197,603	-61.93	518,234	227,925	-56.02
KOREA, REPUBLIC OF	66,628	33,064	-50.38	20,172	25,644	27.13
TAIWAN	284,125	61,422	-78.38	157,207	72,508	-53.88
CHINA	11,196,360	14,091,329	25.86	10,226,523	13,306,879	30.12
THAILAND	471,694	460,440	-2.39	462,669	436,596	-5.64
SINGAPORE	1,328,047	1,116,937	-15.90	1,577,232	1,308,502	-17.04
PHILIPPINES	0	449	-	0	649	-
MALAYSIA	336,559	479,234	42.39	376,585	398,904	5.93
BRUNEI DARUSSALAM	2	0	-100.00	5	0	-100.00
VIET NAM	75	0	-100.00	104	0	-100.00
MALDIVES	25	0	-100.00	60	0	-100.00
INDIA	169,389	188,003	10.99	166,421	192,698	15.79
PAKISTAN	29,000	0	-100.00	8,465	0	-100.00
SRI LANKA	39,222	68,072	73.56	48,531	90,659	86.81
IRAN (ISLAMIC REPUBLIC OF)	0	554	-	0	2,499	-
SAUDI ARABIA	135,122	269,550	99.49	50,193	105,499	110.19
KUWAIT	18,771	2,207	-88.24	14,900	2,700	-81.88
JORDAN	66,379	22,474	-66.14	76,588	29,293	-61.75
LEBANON	2,097	0	-100.00	2,750	0	-100.00
SYRIA ARAB REPUBLIC	21,311	17,248	-19.07	20,241	16,535	-18.31
TURKEY	36,805	29,690	-19.33	59,486	35,628	-40.11
UNITED ARAB EMIRATES	906	28,700	3,067.77	6,971	10,555	51.41
CYPRUS	5,227	0	-100.00	23,436	0	-100.00
EGYPT	0	55,520	-	0	50,099	-
MOROCCO	6,299	18,242	189.60	16,253	33,196	104.25
TUNISIA	3,495	0	-100.00	9,520	0	-100.00
SOUTH AFRICA	49,211	197	-99.60	53,857	897	-98.33
MAURITIUS	5,850	0	-100.00	13,683	0	-100.00
AUSTRALIA	30,689	1,738	-94.34	96,872	1,729	-98.22
NEW ZEALAND	18,842	7,491	-60.24	46,275	21,612	-53.30
GUAM	86	0	-100.00	933	0	-100.00
NEW CALEDONIA	0	159	-	0	374	-
VANUATU	0	762	-	0	1,521	-
EAST TIMOR	0	2,085	-	0	6,992	-
UNITED STATES	45,214	69,205	53.06	194,772	187,137	-3.92
CANADA	3,794	1,160	-69.43	9,181	1,241	-86.48
MEXICO	0	8	-	0	32	-
CHILE	917	2,099	128.90	6,590	2,360	-64.19
ARGENTINA	3,108	3,282	5.60	5,176	5,793	11.92
COLOMBIA	1,524	0	-100.00	3,647	0	-100.00
BAHAMAS	0	10,112	-	0	43,186	-
DOMINICAN REPUBLIC	0	11,110	-	0	41,150	-
FRENCH POLYNESIA	111	0	-100.00	289	0	-100.00
GRENADA	0	5,480	-	0	3,189	-
UNITED KINGDOM	8,686	6,796	-21.76	33,665	14,499	-56.93
NETHERLANDS	3,311	2,750	-16.94	24,503	9,290	-62.09
FRANCE	27,703	24,537	-11.43	39,996	32,953	-17.61
GERMANY, FED. REP. OF	166,975	123,072	-26.29	365,695	294,549	-19.46
AUSTRIA	5,500	0	-100.00	7,150	0	-100.00
BELGIUM	10,914	2,657	-75.66	23,893	2,415	-89.89

TABEL 5. PERKEMBANGAN EKSPOR INDONESIA MENURUT KOMODITI DAN NEGARA TUJUAN

JENIS BARANG	BERAT BERSIH (KG)		PERUB	NILAI FOB (US \$)		PERUB
	JAN-JUN 2009	JAN-JUN 2010	%	JAN-JUN 2009	JAN-JUN 2010	%
	(1)	(2)	(3)	(4)	(5)	(6)
SWITZERLAND	291	175	-39.86	2,592	412	-84.10
DENMARK	169	0	-100.00	466	0	-100.00
NORWAY	398	3	-99.25	1,754	15	-99.14
SWEDEN	0	44	-	0	327	-
FINLAND	3,913	8,001	104.47	169	7,206	4,163.91
IRELAND	306	0	-100.00	744	0	-100.00
ITALY	7,477	15,354	105.35	42,681	8,237	-80.70
SPAIN	32,581	18,421	-43.46	91,222	33,826	-62.92
PORTUGAL	48	405	743.75	14	1,065	7,507.14
GREECE	171	9	-94.74	1,320	129	-90.23
HUNGARY	7	30	328.57	16	177	1,006.25
UKRAINE	29,642	11,444	-61.39	87,901	12,612	-85.65
MALTA	0	2,750	-	0	6,931	-
SLOVAKIA	5,824	0	-100.00	16,601	0	-100.00
SLOVENIA	0	376	-	0	1,486	-
CZECH REPUBLIC	11,078	9,581	-13.51	12,609	11,422	-9.41
RUSSIA FEDERATION	27,927	9,114	-67.36	109,436	48,133	-56.02
<b>-MINYAK KELAPA SAWIT</b>	<b>7,114,298,656</b>	<b>6,400,770,080</b>	<b>-10.03</b>	<b>4,088,681,590</b>	<b>4,730,448,599</b>	<b>15.70</b>
JAPAN	8,277,952	15,205,444	83.69	6,717,231	12,405,403	84.68
HONG KONG	225,045	52,466	-76.69	155,028	60,122	-61.22
KOREA, REPUBLIC OF	1,924,475	8,649,685	349.46	1,080,161	6,420,951	494.44
TAIWAN	423,399	855,046	101.95	371,599	755,220	103.24
CHINA	1,288,708,147	803,317,811	-37.66	759,721,851	597,275,215	-21.38
PAPUA NEW GUINEA	1,224,635	429,282	-64.95	1,184,537	485,321	-59.03
THAILAND	8,266,352	9,054	-99.89	2,713,636	13,931	-99.49
SINGAPORE	322,537,568	281,373,956	-12.76	178,196,355	202,748,430	13.78
PHILIPPINES	8,227,872	6,922,189	-15.87	9,434,197	7,044,699	-25.33
MALAYSIA	381,185,573	650,118,938	70.55	205,469,146	452,015,887	119.99
MYANMAR (FORM. BURMA)	57,402,523	38,899,081	-32.23	35,065,262	30,476,841	-13.09
CAMBODIA	364,654	203,940	-44.07	297,932	183,938	-38.26
BRUNEI DARUSSALAM	303,078	348,850	15.10	327,272	375,455	14.72
VIET NAM	96,629,149	84,886,205	-12.15	55,939,711	63,425,965	13.38
MALDIVES	453,612	502,295	10.73	430,665	551,728	28.11
INDIA	2,484,102,527	2,030,437,814	-18.26	1,401,239,431	1,496,876,582	6.83
PAKISTAN	113,183,827	36,342,020	-67.89	71,127,793	26,937,240	-62.13
BANGLADESH	306,065,965	327,067,738	6.86	197,049,484	253,591,272	28.69
SRI LANKA	1,500,000	9,703,622	546.91	690,000	7,099,993	928.98
AFGHANISTAN	4,408,593	14,886,600	237.67	3,714,459	13,723,729	269.47
IRAN (ISLAMIC REPUBLIC OF)	58,781,380	74,204,844	26.24	39,648,973	54,941,973	38.57
SAUDI ARABIA	100,387,969	38,221,691	-61.93	68,424,720	27,001,530	-60.54
ISRAEL	77,760	140,000	80.04	53,849	107,297	99.26
JORDAN	29,646,219	4,750,021	-83.98	16,329,539	3,143,763	-80.75
YEMEN	5,627,423	4,518,649	-19.70	3,603,411	4,165,545	15.60
OMAN	0	5,598,000	-	0	4,310,460	-
TURKEY	10,479,000	36,440,069	247.74	6,576,140	26,797,604	307.50
UNITED ARAB EMIRATES	27,813,870	34,029,999	22.35	18,988,198	26,785,933	41.07
BAHRAIN	41,720	0	-100.00	33,210	0	-100.00
EGYPT	205,496,176	235,427,831	14.57	129,161,070	183,691,281	42.22
LIBYAN ARAB JAMAHIRIYA	19,710	0	-100.00	20,745	0	-100.00
MOROCCO	0	6,500,000	-	0	5,027,500	-
TUNISIA	16,499,762	28,473,397	72.57	9,909,851	21,505,643	117.01
ALGERIA	22,177,834	31,150,004	40.46	12,108,330	23,781,180	96.40
SUDAN	40,240	2,865,173	7,020.21	31,521	2,288,264	7,159.49
NAMIBIA	0	433,683	-	0	425,854	-
ETHIOPIA	18,461	0	-100.00	15,712	0	-100.00
TANZANIA, UNITED REPUBLIC OF	10,619,121	27,743,382	161.26	5,157,235	21,401,197	314.97
MADAGASCAR	175,164	18,540	-89.42	113,652	16,825	-85.20
SOMALIA	112,212	1,154,617	928.96	79,467	1,065,386	1,240.66
KENYA	715,240	3,723,480	420.59	545,065	3,359,887	516.42
MOZAMBIQUE	0	55,620	-	0	50,913	-
EQUATORIAL GUINEA	54,318	87,986	61.98	53,994	97,925	81.36
TOGO	379,326	1,815,629	378.65	396,528	1,634,256	312.14
GHANA	4,885,836	9,374,583	91.87	3,316,126	8,278,564	149.65
LIBERIA	163,660	109,329	-33.20	120,956	99,599	-17.66
GUINEA	0	16,145,980	-	0	11,778,302	-
ANGOLA	9,654,502	12,634,570	30.87	7,135,949	12,230,927	71.40
CONGO	1,074,767	1,812,384	68.63	732,548	1,651,638	125.46
CAMEROON	2,193,473	872,414	-60.23	1,634,863	815,924	-50.09
NIGERIA	14,184,310	0	-100.00	8,747,232	0	-100.00
SIERRA LEONE	547,238	1,393,159	154.58	408,148	1,208,239	196.03
GABON	1,283,463	2,183,812	70.15	1,188,813	2,284,320	92.15
COTE D'IVOIRE	8,224,424	3,592,483	-56.32	4,837,701	2,620,234	-45.84
SENEGAL	1,283,893	1,267,455	-1.28	1,048,713	1,094,125	4.33
MAURITANIA	3,071,821	392,531	-87.22	1,955,438	365,473	-81.31
MALI	290,016	0	-100.00	211,056	0	-100.00
BENIN	7,957,417	6,594,948	-17.12	6,191,336	6,153,405	-0.61
GUINEA BISSAU	957,434	324,498	-66.11	824,021	301,622	-63.40

TABEL 5. PERKEMBANGAN EKSPOR INDONESIA MENURUT KOMODITI DAN NEGARA TUJUAN

JENIS BARANG	BERAT BERSIH (KG)		PERUB	NILAI FOB (US \$)		PERUB
	JAN-JUN 2009	JAN-JUN 2010	%	JAN-JUN 2009	JAN-JUN 2010	%
(1)	(2)	(3)	(4)	(5)	(6)	(7)
GAMBIA	8,867,716	11,228,231	26.62	6,524,143	10,193,334	56.24
SEYCHELLES	39,420	0	-100.00	32,719	0	-100.00
DJIBOUTI	1,326,390	10,644,366	702.51	952,683	9,717,001	919.96
SAO TOME AND PRINCIPE	0	94,868	-	0	98,000	-
SOUTH AFRICA	68,545,512	73,597,296	7.37	36,709,016	54,046,054	47.23
COMOROS	18,166	331,282	1,723.64	19,750	357,385	1,709.54
MAURITIUS	2,018,542	2,350,322	16.44	1,174,067	1,745,113	48.64
AUSTRALIA	77,108	15,648	-79.71	70,789	19,427	-72.56
NEW ZEALAND	84,090	0	-100.00	67,261	0	-100.00
MICRONESIA, FEDERATED STATI	124,485	17,548	-85.90	140,081	18,940	-86.48
NORTHERN MARIANA ISLANDS	31,942	0	-100.00	30,461	0	-100.00
VANUATU	76,299	126,274	65.50	75,158	150,115	99.73
AMERICAN SAMOA	44,030	48,685	10.57	45,341	56,241	24.04
FIJI	219,508	135,284	-38.37	239,209	151,828	-36.53
KIRIBATI	30,876	45,063	45.95	28,501	56,836	99.42
MARSHALL ISLANDS	17,722	2,000,000	11,185.41	19,326	1,377,500	7,027.70
SAMOA	315,058	579,011	83.78	339,064	669,621	97.49
SOLOMON ISLANDS	139,422	67,209	-51.79	140,387	74,995	-46.58
TONGA	103,525	151,217	46.07	115,384	175,913	52.46
TUVALU	9,808	1,011,508	10,213.09	13,129	776,304	5,812.90
EAST TIMOR	2,739,144	3,442,616	25.68	3,037,666	3,732,033	22.86
UNITED STATES	13,668,188	11,231,771	-17.83	7,368,680	8,186,008	11.09
MEXICO	0	9,000,000	-	0	7,101,000	-
PANAMA	5,175,268	2,499,999	-51.69	2,214,450	1,732,499	-21.76
SURINAME	43,164	0	-100.00	34,100	0	-100.00
ARGENTINA	0	2,000,000	-	0	1,255,000	-
BRAZIL	35,329,779	64,129,861	81.52	19,517,216	49,326,376	152.73
URUGUAY	753,860	126,160	-83.26	630,608	118,212	-81.25
PARAGUAY	25,000	0	-100.00	18,980	0	-100.00
TRINIDAD AND TOBAGO	19,263	416,409	2,061.70	16,712	381,633	2,183.59
HAITI	4,345,165	240,615	-94.46	2,519,824	230,885	-90.84
UNITED KINGDOM	6,000,000	0	-100.00	3,260,000	0	-100.00
NETHERLANDS	497,694,243	378,810,209	-23.89	268,169,914	274,012,758	2.18
GERMANY, FED. REP. OF	206,060,034	199,123,541	-3.37	106,322,952	140,824,104	32.45
DENMARK	9,749,625	749,904	-92.31	5,924,050	501,686	-91.53
SWEDEN	13,199,520	4,399,928	-66.67	7,473,624	2,978,357	-60.15
ITALY	304,710,647	296,447,648	-2.71	152,949,256	212,292,098	38.80
SPAIN	75,477,798	177,004,665	134.51	45,446,865	129,789,253	185.58
PORTUGAL	17,033,765	8,671,508	-49.09	8,320,551	6,402,972	-23.05
GREECE	40,990,803	19,014,573	-53.61	23,136,393	15,013,016	-35.11
DEMOCRATIC REPUBLIC OF THE	10,160,799	13,270,584	30.61	6,065,725	9,483,115	56.34
HUNGARY	0	9,960	-	0	12,880	-
POLAND	90,000	21,200	-76.44	75,920	16,324	-78.50
ROMANIA	777,040	314,750	-59.49	588,265	291,859	-50.39
KAZAKHSTAN	21,870	37,746	72.59	18,218	35,058	92.44
UKRAINE	151,185,316	123,874,035	-18.06	93,117,751	93,125,622	0.01
GEORGIA	0	710,917	-	0	550,961	-
CROATIA	43,354	64,260	48.22	41,852	57,509	37.41
RUSSIA FEDERATION	6,565,287	78,450,612	1,094.93	5,145,689	60,362,264	1,073.06
<b>-MINYAK BIJI KELAPA SAWIT</b>	<b>773,345,518</b>	<b>624,618,783</b>	<b>-19.23</b>	<b>464,939,127</b>	<b>546,523,077</b>	<b>17.55</b>
JAPAN	109,240	0	-100.00	110,444	0	-100.00
KOREA, REPUBLIC OF	49	0	-100.00	84	0	-100.00
CHINA	182,791,574	102,604,155	-43.87	105,784,571	90,194,718	-14.74
SINGAPORE	4,707,992	2,799,502	-40.54	3,483,447	2,181,181	-37.38
PHILIPPINES	1,960,000	210,300	-89.27	1,097,600	211,609	-80.72
MALAYSIA	124,035,523	180,175,058	45.26	74,477,676	160,380,704	115.34
MYANMAR (FORM. BURMA)	1,020,063	600,000	-41.18	725,112	430,800	-40.59
INDIA	89,776,153	90,373,972	0.67	55,817,263	78,019,574	39.78
PAKISTAN	3,895,152	3,300,000	-15.28	2,690,488	3,023,230	12.37
BANGLADESH	3,500,350	4,500,000	28.56	1,830,411	3,713,250	102.86
SRI LANKA	1,000,000	0	-100.00	857,500	0	-100.00
SAUDI ARABIA	800,370	0	-100.00	558,667	0	-100.00
JORDAN	193,302	0	-100.00	160,089	0	-100.00
TURKEY	4,455,000	14,098,323	216.46	2,970,675	12,071,468	306.35
EGYPT	6,199,929	3,022,330	-51.25	3,657,211	2,558,338	-30.05
TUNISIA	700,000	259,950	-62.86	323,750	194,443	-39.94
ALGERIA	988,592	0	-100.00	596,236	0	-100.00
MOZAMBIQUE	55,566	0	-100.00	31,537	0	-100.00
CONGO	128,196	0	-100.00	89,756	0	-100.00
NIGERIA	500,000	0	-100.00	398,500	0	-100.00
MAURITANIA	150,000	0	-100.00	76,125	0	-100.00
BENIN	63,560	0	-100.00	34,322	0	-100.00
SOUTH AFRICA	3,997,000	11,968,593	199.44	2,471,510	10,430,718	322.04
MALAWI	332,250	0	-100.00	174,432	0	-100.00
UNITED STATES	39,199,998	3,240,000	-91.73	19,995,000	2,640,600	-86.79
ARGENTINA	0	45,972	-	0	42,205	-
BRAZIL	50,165,997	52,471,676	4.60	39,241,367	48,974,108	24.80



TABEL 5. PERKEMBANGAN EKSPOR INDONESIA MENURUT KOMODITI DAN NEGARA TUJUAN

JENIS BARANG	BERAT BERSIH (KG)		PERUB	NILAI FOB (US \$)		PERUB
	JAN-JUN 2009	JAN-JUN 2010	%	JAN-JUN 2009	JAN-JUN 2010	%
(1)	(2)	(3)	(4)	(5)	(6)	(7)
NETHERLANDS	155,966,638	106,713,438	-31.58	84,034,619	87,897,179	4.60
GERMANY, FED. REP. OF	12,653,039	13,805,423	9.11	8,224,084	11,718,165	42.49
DENMARK	0	749,990	-	0	641,241	-
NORWAY	0	500,000	-	0	462,000	-
SWEDEN	0	1,599,911	-	0	1,406,125	-
ITALY	13,574,784	10,751,662	-20.80	8,301,556	9,623,129	15.92
SPAIN	8,599,884	5,746,918	-33.17	5,058,717	5,565,790	10.02
PORTUGAL	499,964	969,000	93.81	252,081	744,864	195.49
GREECE	5,044,856	2,112,897	-58.12	4,153,674	1,755,409	-57.74
UKRAINE	44,794,625	1,500,000	-96.65	29,102,082	1,062,500	-96.35
RUSSIA FEDERATION	11,485,872	10,499,713	-8.59	8,158,541	10,579,729	29.68
<b>-MINYAK NABATI LAIN</b>	<b>354,300,618</b>	<b>324,971,739</b>	<b>-8.28</b>	<b>225,188,308</b>	<b>272,848,206</b>	<b>21.16</b>
JAPAN	202,756	136,078	-32.89	199,596	214,326	7.38
HONG KONG	7,375	8,657	17.38	366	31,941	8,627.05
KOREA, REPUBLIC OF	23,680,389	26,584,554	12.26	13,744,077	22,382,827	62.85
TAIWAN	970,221	1,274,992	31.41	637,016	1,122,731	76.25
CHINA	85,016,355	98,173,265	15.48	52,587,838	80,731,883	53.52
THAILAND	345,500	2,392,739	592.54	264,007	2,150,311	714.49
SINGAPORE	10,323,208	3,590,149	-65.22	7,150,030	2,820,659	-60.55
PHILIPPINES	348,533	944,285	170.93	262,269	808,024	208.09
MALAYSIA	65,211,314	76,607,680	17.48	43,300,234	63,098,885	45.72
NEPAL	43,740	0	-100.00	39,706	0	-100.00
VIET NAM	8,586,970	200,340	-97.67	2,975,369	171,425	-94.24
MALDIVES	8,480	1,110	-86.91	11,705	518	-95.57
INDIA	23,818,981	1,772,550	-92.56	9,108,320	1,187,057	-86.97
PAKISTAN	539,900	90,650	-83.21	330,337	61,349	-81.43
BANGLADESH	1,550,580	261,680	-83.12	1,374,092	224,481	-83.66
SRI LANKA	0	999,662	-	0	887,699	-
IRAN (ISLAMIC REPUBLIC OF)	152,000	410,600	170.13	105,800	392,552	271.03
SAUDI ARABIA	0	600	-	0	769	-
ISRAEL	0	280,971	-	0	262,436	-
KUWAIT	0	35,000	-	0	33,068	-
JORDAN	279,270	71,340	-74.45	227,073	81,442	-64.13
LEBANON	18,620	18,620	0.00	15,455	21,087	36.44
SYRIA ARAB REPUBLIC	694,489	962,457	38.58	606,993	1,007,287	65.95
TURKEY	150,744	4,780,000	3,070.94	147,433	4,205,055	2,752.18
UNITED ARAB EMIRATES	200,050	214,050	7.00	153,360	218,690	42.60
EGYPT	1,044,321	5,123,808	390.64	756,348	5,193,657	586.68
MOROCCO	420,000	21,000	-95.00	360,930	21,609	-94.01
TUNISIA	980,000	1,440,953	47.04	660,000	1,140,799	72.85
ALGERIA	2,175,268	2,610,615	20.01	1,693,381	2,472,518	46.01
MADAGASCAR	165,260	291,910	76.64	78,375	192,494	145.61
EQUATORIAL GUINEA	251	350	39.44	3,150	3,125	-0.79
NIGERIA	0	181,300	-	0	67,980	-
GABON	18,620	0	-100.00	20,907	0	-100.00
COTE D'IVOIRE	0	1,038	-	0	11,718	-
MAURITANIA	420,000	618,780	47.33	193,200	421,679	118.26
BENIN	148,800	0	-100.00	93,744	0	-100.00
SOUTH AFRICA	1,415,000	345,502	-75.58	771,181	284,611	-63.09
AUSTRALIA	15,407	9,203	-40.27	13,773	17,655	28.19
NEW ZEALAND	951,080	410,963	-56.79	924,634	414,947	-55.12
NEW CALEDONIA	0	263	-	0	480	-
NORTHERN MARIANA ISLANDS	90	3,318	3,586.67	306	9,404	2,973.20
VANUATU	0	47	-	0	201	-
FIJI	0	44,500	-	0	49,885	-
TONGA	7,661	0	-100.00	5,974	0	-100.00
EAST TIMOR	737	22,603	2,966.89	1,395	14,552	943.15
UNITED STATES	26,632,645	20,152,670	-24.33	17,864,496	15,676,733	-12.25
CANADA	0	1,692	-	0	8,369	-
MEXICO	52,000	0	-100.00	31,639	0	-100.00
VENEZUELA	0	152,000	-	0	137,902	-
ARGENTINA	0	18,126	-	0	15,519	-
UNITED KINGDOM	5,390	3,143	-41.69	28,263	18,460	-34.68
NETHERLANDS	72,804,262	19,681,583	-72.97	46,530,781	15,420,766	-66.86
FRANCE	560	1,222	118.21	19,712	33,232	68.59
GERMANY, FED. REP. OF	12	460	3,733.33	1,050	360	-65.71
AUSTRIA	0	5	-	0	20	-
DENMARK	249,984	0	-100.00	150,615	0	-100.00
SWEDEN	799,924	71	-99.99	511,951	297	-99.94
FINLAND	0	16	-	0	194	-
ITALY	0	7,633,037	-	0	5,684,132	-
SPAIN	589,085	687	-99.88	297,452	3,072	-98.97
GREECE	39,082	435,495	1,014.31	42,258	376,605	791.20
HUNGARY	0	4,861	-	0	4,866	-
ROMANIA	676,531	296,630	-56.15	506,938	264,850	-47.75
BULGARIA	323,514	258,912	-19.97	246,904	243,947	-1.20
KAZAKHSTAN	254,258	484,508	90.56	223,208	475,937	113.23

TABEL 5. PERKEMBANGAN EKSPOR INDONESIA MENURUT KOMODITI DAN NEGARA TUJUAN

JENIS BARANG	BERAT BERSIH (KG)		PERUB	NILAI FOB (US \$)		PERUB
	JAN-JUN 2009	JAN-JUN 2010	%	JAN-JUN 2009	JAN-JUN 2010	%
(1)	(2)	(3)	(4)	(5)	(6)	(7)
UKRAINE	7,325,923	26,917,520	267.43	6,713,375	24,903,044	270.95
UZBEKISTAN	443,419	488,188	10.10	401,925	527,104	31.14
LATVIA	69,227	33,511	-51.59	54,909	34,291	-37.55
GEORGIA	85,931	153,087	78.15	75,145	153,558	104.35
CROATIA	30,000	77,000	156.67	25,864	70,344	171.98
MALTA	12	23	91.67	163	296	81.60
SLOVENIA	153,663	335,500	118.33	112,852	295,013	161.42
CZECH REPUBLIC	6,403	0	-100.00	6,492	0	-100.00
RUSSIA FEDERATION	13,846,823	16,903,610	22.08	12,523,942	16,065,479	28.28
<b>-STEARIN</b>	<b>73,775,401</b>	<b>106,646,393</b>	<b>44.56</b>	<b>48,960,931</b>	<b>98,395,562</b>	<b>100.97</b>
JAPAN	1,029,601	2,088,801	102.87	787,549	2,032,956	158.14
HONG KONG	52,500	68,500	30.48	31,850	69,405	117.91
KOREA, REPUBLIC OF	5,670,803	15,438,713	172.25	4,034,908	14,402,378	256.94
TAIWAN	8,457,151	11,157,184	31.93	5,772,437	10,351,255	79.32
CHINA	27,321,997	27,530,500	0.76	17,491,241	24,919,046	42.47
THAILAND	3,825,146	4,341,964	13.51	2,711,471	4,086,805	50.72
SINGAPORE	565,006	353,764	-37.39	407,338	339,506	-16.65
PHILIPPINES	690,698	1,631,242	136.17	476,414	1,508,071	216.55
MALAYSIA	1,111,932	488,000	-56.11	568,373	439,490	-22.68
MYANMAR (FORM. BURMA)	32,000	461,000	1,340.63	17,693	434,171	2,353.91
VIET NAM	1,384,994	2,379,576	71.81	928,266	2,296,317	147.38
INDIA	605,785	1,850,169	205.42	370,472	1,707,034	360.77
PAKISTAN	102,000	0	-100.00	58,980	0	-100.00
BANGLADESH	3,057,000	2,562,000	-16.19	1,788,361	2,264,184	26.61
SRI LANKA	132,450	268,140	102.45	95,487	254,812	166.86
IRAN (ISLAMIC REPUBLIC OF)	638,000	2,120,500	232.37	513,550	1,986,998	286.91
SAUDI ARABIA	0	312,000	-	0	279,996	-
ISRAEL	97,999	0	-100.00	72,240	0	-100.00
JORDAN	5,794	80,000	1,280.74	5,068	80,783	1,493.98
YEMEN	0	17,000	-	0	17,645	-
SYRIA ARAB REPUBLIC	264,963	0	-100.00	155,692	0	-100.00
TURKEY	7,977,964	11,459,865	43.64	6,009,244	10,695,574	77.99
UNITED ARAB EMIRATES	92,000	14,000	-84.78	64,598	14,658	-77.31
EGYPT	249,500	760,800	204.93	147,779	746,834	405.37
KENYA	85,585	198,348	131.76	53,985	184,454	241.68
MOZAMBIQUE	0	17,500	-	0	19,075	-
TOGO	0	330,000	-	0	305,640	-
GHANA	34,000	34,000	0.00	19,312	30,770	59.33
NIGERIA	221,000	335,000	51.58	146,135	338,717	131.78
COTE D'IVOIRE	68,000	0	-100.00	38,624	0	-100.00
SENEGAL	0	48,000	-	0	48,000	-
CENTRAL AFRICAN REPUBLIC	0	54,000	-	0	50,760	-
SOUTH AFRICA	238,999	388,480	62.54	149,569	374,843	150.62
AUSTRALIA	73,467	129,677	76.51	49,212	126,350	156.75
NEW ZEALAND	0	34,000	-	0	29,903	-
UNITED STATES	526,391	520,487	-1.12	393,833	501,412	27.32
CANADA	42,000	50,000	19.05	24,676	49,645	101.19
MEXICO	0	17,000	-	0	17,204	-
CHILE	40,849	0	-100.00	25,748	0	-100.00
VENEZUELA	50,500	16,500	-67.33	33,940	16,170	-52.36
ARGENTINA	0	14,000	-	0	12,194	-
BRAZIL	0	35,034	-	0	37,736	-
COLOMBIA	118,000	67,999	-42.37	77,030	70,735	-8.17
ECUADOR	17,000	54,000	217.65	10,880	52,290	380.61
PERU	51,000	0	-100.00	34,935	0	-100.00
UNITED KINGDOM	192,000	157,499	-17.97	138,984	133,939	-3.63
NETHERLANDS	7,275,797	15,954,277	119.28	4,316,212	14,372,493	232.99
FRANCE	192,000	24,000	-87.50	132,736	21,769	-83.60
GERMANY, FED. REP. OF	91,000	775,000	751.65	58,788	734,008	1,148.57
BELGIUM	51,000	48,000	-5.88	28,050	52,560	87.38
IRELAND	0	17,000	-	0	17,782	-
ITALY	49,000	58,000	18.37	33,302	55,770	67.47
SPAIN	419,999	657,999	56.67	264,045	648,566	145.63
PORTUGAL	99,999	67,999	-32.00	63,304	57,217	-9.62
GREECE	0	83,419	-	0	68,671	-
ANDORRA	0	35,999	-	0	35,297	-
DEMOCRATIC REPUBLIC OF THE	0	119,000	-	0	111,860	-
POLAND	0	151,998	-	0	150,706	-
BULGARIA	50,532	89,258	76.64	44,162	93,438	111.58
UKRAINE	68,000	154,995	127.93	52,955	149,037	181.44
ESTONIA	0	35,000	-	0	33,902	-
SLOVENIA	0	56,498	-	0	54,180	-
RUSSIA FEDERATION	354,000	432,709	22.23	261,503	410,551	57.00
<b>-ASAM BERLEMAK LAIN</b>	<b>359,772,438</b>	<b>315,279,883</b>	<b>-12.37</b>	<b>193,496,167</b>	<b>270,265,291</b>	<b>39.67</b>
JAPAN	4,842,862	4,221,013	-12.84	4,183,020	4,566,681	9.17
HONG KONG	2,880	54,390	1,788.54	3,271	24,476	648.27

TABEL 5. PERKEMBANGAN EKSPOR INDONESIA MENURUT KOMODITI DAN NEGARA TUJUAN

JENIS BARANG	BERAT BERSIH (KG)		PERUB	NILAI FOB (US \$)		PERUB
	JAN-JUN 2009	JAN-JUN 2010	%	JAN-JUN 2009	JAN-JUN 2010	%
(1)	(2)	(3)	(4)	(5)	(6)	(7)
KOREA, REPUBLIC OF	27,469,360	4,642,982	-83.10	11,256,786	4,893,812	-56.53
TAIWAN	2,053,566	2,246,180	9.38	1,160,450	2,410,908	107.76
CHINA	27,776,361	36,432,974	31.17	20,809,143	30,819,099	48.10
THAILAND	3,276,343	2,448,854	-25.26	3,978,414	3,042,818	-23.52
SINGAPORE	11,781,178	27,546,552	133.82	9,332,450	30,659,730	228.53
PHILIPPINES	2,259,903	3,506,407	55.16	2,139,129	3,002,887	40.38
MALAYSIA	11,017,326	5,376,895	-51.20	7,888,862	3,967,011	-49.71
MYANMAR (FORM. BURMA)	2,874,914	362,600	-87.39	885,524	170,422	-80.75
VIET NAM	41,565	56,630	36.24	29,367	14,588	-50.33
INDIA	68,999,690	70,000,065	1.45	31,470,228	44,611,060	41.76
PAKISTAN	11,432,611	5,161,010	-54.86	3,643,757	1,545,044	-57.60
BANGLADESH	2,356,899	1,387,382	-41.14	995,412	633,623	-36.35
SRI LANKA	6,359,410	3,284,030	-48.36	4,427,982	3,040,496	-31.33
IRAN (ISLAMIC REPUBLIC OF)	1,454,539	385,809	-73.48	1,438,376	582,870	-59.48
SAUDI ARABIA	180	24,000	13,233.33	200	31,339	15,569.50
JORDAN	40,085	100,800	151.47	38,593	105,926	174.47
LEBANON	0	15,200	-	0	20,552	-
SYRIA ARAB REPUBLIC	0	28,799	-	0	33,941	-
TURKEY	3,967,705	3,590,653	-9.50	2,500,909	2,586,102	3.41
UNITED ARAB EMIRATES	700,330	146,400	-79.10	703,200	185,296	-73.65
EGYPT	6,427,926	5,289,911	-17.70	2,595,588	3,594,740	38.49
TUNISIA	705,000	1,992,828	182.67	244,988	1,297,101	429.45
ALGERIA	31,000	0	-100.00	32,519	0	-100.00
TANZANIA, UNITED REPUBLIC OF	2,950,000	0	-100.00	1,367,000	0	-100.00
MADAGASCAR	164,390	144,550	-12.07	71,690	72,895	1.68
MOZAMBIQUE	1,520,000	796,000	-47.63	819,540	415,005	-49.36
TOGO	409,240	42,000	-89.74	143,080	31,500	-77.98
ANGOLA	0	2,523,000	-	0	1,589,390	-
NIGERIA	4,999,906	0	-100.00	1,624,969	0	-100.00
COTE D'IVOIRE	0	2,876	-	0	4,020	-
SENEGAL	110,000	2,210,000	1,909.09	39,050	1,387,950	3,454.29
MAURITANIA	1,000,000	5,019,943	401.99	320,000	3,100,475	868.90
MALI	0	220,000	-	0	145,475	-
DJIBOUTI	355,200	251,199	-29.28	175,824	187,600	6.70
SOUTH AFRICA	5,676,066	6,716,437	18.33	3,026,573	4,616,197	52.52
MALAWI	1,748,620	1,573,519	-10.01	645,438	1,041,282	61.33
AUSTRALIA	553,418	616,897	11.47	581,060	819,041	40.96
NEW ZEALAND	7,600	10,723	41.09	6,992	9,044	29.35
UNITED STATES	10,052,621	17,524,019	74.32	10,601,120	24,793,610	133.88
CANADA	28,800	0	-100.00	26,179	0	-100.00
MEXICO	265,810	781,850	194.14	247,039	946,640	283.19
GUATEMALA	1,520	1,520	0.00	1,550	2,386	53.94
ARGENTINA	774,836	388,627	-49.84	648,196	387,354	-40.24
BRAZIL	2,750,686	888,620	-67.69	2,586,449	896,131	-65.35
COLOMBIA	152,030	153,100	0.70	152,164	218,913	43.87
URUGUAY	14,400	0	-100.00	13,997	0	-100.00
ECUADOR	30,400	0	-100.00	27,512	0	-100.00
JAMAICA	2,905	0	-100.00	3,106	0	-100.00
DOMINICAN REPUBLIC	0	1,891	-	0	2,574	-
UNITED KINGDOM	99,200	360,000	262.90	103,792	435,677	319.76
NETHERLANDS	29,231,236	43,295,204	48.11	20,947,598	50,495,791	141.06
FRANCE	40,410	0	-100.00	79,325	0	-100.00
GERMANY, FED. REP. OF	1,280,544	3,702,928	189.17	1,698,809	3,962,666	133.26
BELGIUM	35,548	399,985	1,025.20	55,107	527,505	857.24
DENMARK	5,739,690	0	-100.00	2,693,336	0	-100.00
SWEDEN	9,999,790	0	-100.00	2,989,937	0	-100.00
ITALY	33,679,921	809,820	-97.60	13,707,423	781,909	-94.30
SPAIN	48,624,676	48,256,859	-0.76	17,696,109	31,227,414	76.46
GREECE	21,343	56,058	162.65	24,259	51,843	113.71
ANDORRA	0	40,000	-	0	51,800	-
BULGARIA	19,800	38,694	95.42	25,086	47,144	87.93
UKRAINE	1,540,199	24,000	-98.44	567,032	25,798	-95.45
LITHUANIA	0	16,000	-	0	21,962	-
CZECH REPUBLIC	0	15,200	-	0	21,736	-
RUSSIA FEDERATION	20,000	96,000	380.00	21,658	106,042	389.62
<b>-ALAT LISTRIK</b>	<b>206,665,782</b>	<b>254,067,017</b>	<b>22.94</b>	<b>2,007,275,039</b>	<b>2,884,815,331</b>	<b>43.72</b>
JAPAN	18,716,931	23,682,571	26.53	285,806,453	436,427,028	52.70
HONG KONG	3,926,165	5,525,507	40.74	65,491,600	110,990,585	69.47
KOREA, REPUBLIC OF	1,761,970	3,216,614	82.56	33,117,859	82,802,373	150.02
TAIWAN	1,002,992	2,039,068	103.30	18,099,358	34,411,534	90.13
CHINA	2,746,127	4,742,272	72.69	44,741,251	78,355,867	75.13
PAPUA NEW GUINEA	3,258,552	2,038,677	-37.44	6,082,900	4,001,506	-34.22
THAILAND	8,710,718	11,493,936	31.95	58,558,186	98,091,133	67.51
SINGAPORE	15,634,538	27,420,534	75.38	501,693,939	780,931,608	55.66
PHILIPPINES	10,182,854	11,443,540	12.38	67,109,829	67,147,243	0.06
MALAYSIA	13,986,384	17,649,684	26.19	86,252,610	123,439,266	43.11
MYANMAR (FORM. BURMA)	365,041	672,844	84.32	893,836	2,793,922	212.58

TABEL 5. PERKEMBANGAN EKSPOR INDONESIA MENURUT KOMODITI DAN NEGARA TUJUAN

JENIS BARANG	BERAT BERSIH (KG)		PERUB %	NILAI FOB (US \$)		PERUB %
	JAN-JUN 2009	JAN-JUN 2010		JAN-JUN 2009	JAN-JUN 2010	
(1)	(2)	(3)	(4)	(5)	(6)	(7)
CAMBODIA	22,771	51,988	128.31	92,431	158,509	71.49
BRUNEI DARUSSALAM	516,489	1,025,794	98.61	5,125,468	5,683,896	10.90
LAO PEOPLE'S DEMOCRATIC RE	153	800	422.88	2,190	19,205	776.94
NEPAL	14	1,523	10,778.57	745	20,712	2,680.13
BHUTAN	0	1,372,754	-	0	3,804,551	-
VIET NAM	7,042,052	6,635,702	-5.77	35,920,157	33,009,951	-8.10
MALDIVES	58,666	41,997	-28.41	201,392	142,289	-29.35
INDIA	10,514,860	18,745,864	78.28	32,040,302	55,561,234	73.41
PAKISTAN	808,882	914,348	13.04	2,484,019	2,718,661	9.45
BANGLADESH	117,993	95,089	-19.41	519,458	446,518	-14.04
SRI LANKA	900,278	814,581	-9.52	2,555,010	3,599,273	40.87
AFGHANISTAN	169,268	6,436	-96.20	401,282	31,524	-92.14
IRAQ	37,343	5,802	-84.46	78,515	39,960	-49.11
IRAN (ISLAMIC REPUBLIC OF)	1,085,886	589,848	-45.68	17,267,387	4,075,283	-76.40
SAUDI ARABIA	4,105,533	2,812,414	-31.50	11,549,857	7,532,791	-34.78
ISRAEL	88,154	9,253	-89.50	424,376	144,626	-65.92
KUWAIT	504,507	613,861	21.68	1,531,115	1,952,700	27.53
JORDAN	204,211	255,243	24.99	566,979	741,578	30.79
LEBANON	864,198	850,707	-1.56	2,195,223	2,430,653	10.72
YEMEN	1,553,746	740,203	-52.36	4,224,991	2,566,541	-39.25
OMAN	500,200	884,401	76.81	1,481,655	3,541,902	139.05
SYRIA ARAB REPUBLIC	51,586	434,636	742.55	152,226	1,306,937	758.55
TURKEY	1,389,032	489,560	-64.76	2,535,659	1,401,549	-44.73
UNITED ARAB EMIRATES	10,374,412	5,577,716	-46.24	39,691,808	40,871,006	2.97
QATAR	847,210	877,677	3.60	2,721,811	2,869,580	5.43
BAHRAIN	182,575	204,488	12.00	378,162	795,284	110.30
CYPRUS	102,976	52,205	-49.30	216,205	168,086	-22.26
EGYPT	1,832,787	1,164,093	-36.49	6,939,614	2,607,550	-62.43
LIBYAN ARAB JAMAHIRIYA	325,451	363,804	11.78	704,712	1,720,057	144.08
MOROCCO	332,775	343,221	3.14	1,158,970	1,447,390	24.89
TUNISIA	184,108	194,028	5.39	945,054	839,305	-11.19
ALGERIA	870,683	2,564,620	194.55	4,943,484	12,235,724	147.51
SUDAN	5,962,500	6,291,626	5.52	11,943,756	16,165,952	35.35
ERITREA	95,182	213,876	124.70	168,465	410,718	143.80
ETHIOPIA	1,196,396	450,149	-62.37	3,358,729	1,549,648	-53.86
TANZANIA, UNITED REPUBLIC OF	474,879	424,296	-10.65	1,104,545	1,127,098	2.04
MADAGASCAR	964	22,053	2,187.66	5,511	251,888	4,470.64
SOMALIA	0	15,303	-	0	51,672	-
KENYA	744,882	759,389	1.95	3,563,262	1,902,396	-46.61
REUNION	0	78	-	0	72	-
MOZAMBIQUE	190,403	389,807	104.73	389,574	853,215	119.01
BOTSWANA	84	0	-100.00	357	0	-100.00
EQUATORIAL GUINEA	95,164	86,618	-8.98	179,566	164,170	-8.57
TOGO	114,436	125,200	9.41	800,666	379,338	-52.62
GHANA	457,755	635,469	38.82	967,913	1,590,534	64.33
LIBERIA	38,546	30,556	-20.73	89,390	64,018	-28.38
GUINEA	90,963	43,330	-52.37	333,290	29,855	-91.04
ANGOLA	121,429	79,319	-34.68	318,020	374,272	17.69
CONGO	21,790	41,046	88.37	48,171	128,648	167.07
CAMEROON	119,357	92,089	-22.85	229,969	285,632	24.20
NIGERIA	1,241,762	790,857	-36.31	3,440,486	2,608,605	-24.18
SIERRA LEONE	16,953	429	-97.47	37,928	2,500	-93.41
GABON	8,627	9,395	8.90	32,124	69,799	117.28
COTE D'IVOIRE	101,201	163,542	61.60	910,175	744,143	-18.24
SENEGAL	116,137	74,544	-35.81	202,833	108,322	-46.60
MAURITANIA	9,247	195,446	2,013.62	17,100	462,914	2,607.10
MALI	0	139,486	-	0	272,846	-
BENIN	258,859	270,575	4.53	522,663	684,568	30.98
BURKINA FASO	3,756	0	-100.00	7,660	0	-100.00
GUINEA BISSAU	0	157	-	0	782	-
GAMBIA	1,442	0	-100.00	5,028	0	-100.00
UGANDA	79,390	42,225	-46.81	226,507	174,958	-22.76
NIGER	4,359	0	-100.00	9,363	0	-100.00
DJIBOUTI	636,289	600,986	-5.55	1,523,461	2,006,367	31.70
SAO TOME AND PRINCIPE	704	0	-100.00	250	0	-100.00
SOUTH AFRICA	1,128,558	1,455,116	28.94	3,724,879	7,757,553	108.26
ZIMBABWE	0	2,435	-	0	23,620	-
ZAMBIA	25	161	544.00	123	2,111	1,616.26
MALAWI	0	25,239	-	0	87,011	-
BURUNDI	46,775	36,314	-22.36	106,277	130,373	22.67
MAURITIUS	46,975	365,647	678.39	138,765	1,068,834	670.25
AUSTRALIA	5,304,496	4,083,652	-23.02	38,673,920	36,391,222	-5.90
NEW ZEALAND	1,553,961	1,262,451	-18.76	12,283,083	8,955,853	-27.09
NEW CALEDONIA	5,151	13,034	153.04	22,255	63,668	186.08
VANUATU	33,983	85,616	151.94	83,399	170,705	104.68
WALLIS AND FUTUNA ISLANDS	0	4,105	-	0	16,659	-
AMERICAN SAMOA	0	710	-	0	4,220	-
COOK ISLANDS	0	5,102	-	0	16,025	-

TABEL 5. PERKEMBANGAN EKSPOR INDONESIA MENURUT KOMODITI DAN NEGARA TUJUAN

JENIS BARANG	BERAT BERSIH (KG)		PERUB	NILAI FOB (US \$)		PERUB
	JAN-JUN 2009	JAN-JUN 2010	%	JAN-JUN 2009	JAN-JUN 2010	%
	(1)	(2)	(3)	(4)	(5)	(6)
FIJI	208,284	152,997	-26.54	520,363	370,857	-28.73
KIRIBATI	146	0	-100.00	5,690	0	-100.00
SAMOA	140,334	323,131	130.26	651,181	2,259,745	247.02
SOLOMON ISLANDS	153,787	209,021	35.92	392,016	488,230	24.54
TONGA	10,678	28,476	166.68	24,052	62,680	160.60
EAST TIMOR	958,910	1,073,776	11.98	2,107,237	1,908,127	-9.45
UNITED STATES	18,111,287	22,851,710	26.17	228,596,493	324,371,813	41.90
CANADA	685,131	674,418	-1.56	5,356,245	3,300,672	-38.38
MEXICO	2,846,155	4,168,924	46.48	23,486,382	20,537,881	-12.55
GUATEMALA	349,246	473,100	35.46	409,898	661,037	61.27
NICARAGUA	81,595	29,506	-63.84	266,241	148,316	-44.29
PANAMA	60,049	71,638	19.30	250,431	371,285	48.26
CUBA	0	36,790	-	0	238,158	-
SURINAME	39,384	83,072	110.93	108,713	287,507	164.46
CHILE	954,119	1,181,175	23.80	2,433,416	3,297,508	35.51
VENEZUELA	448,110	545,702	21.78	4,741,689	2,449,850	-48.33
ARGENTINA	629,400	582,306	-7.48	3,002,375	9,940,044	231.07
BRAZIL	2,297,139	4,884,097	112.62	10,714,932	28,377,688	164.84
COLOMBIA	503,967	849,426	68.55	1,162,874	2,694,674	131.73
BOLIVIA	239,632	522	-99.78	489,528	35,856	-92.68
URUGUAY	0	125,669	-	0	544,315	-
PARAGUAY	65,390	22,902	-64.98	135,733	74,296	-45.26
ECUADOR	305,550	496,271	62.42	789,972	1,093,800	38.46
PERU	127,001	155,223	22.22	481,880	729,482	51.38
TRINIDAD AND TOBAGO	120,483	32,197	-73.28	233,368	100,203	-57.06
JAMAICA	52,295	24,730	-52.71	135,954	84,622	-37.76
PUERTO RICO	0	9	-	0	5,152	-
BELIZE	111	0	-100.00	1,064	0	-100.00
DOMINICAN REPUBLIC	67,362	56,885	-15.55	183,071	146,088	-20.20
COSTA RICA	40,258	61,719	53.31	181,296	340,894	88.03
HAITI	18,277	39,085	113.85	46,035	130,722	183.96
ARUBA	2,155	0	-100.00	9,900	0	-100.00
FRENCH POLYNESIA	5,947	17,489	194.08	32,233	64,709	100.75
GRENADA	15,754	17,100	8.54	31,371	43,465	38.55
NETHERLANDS ANTILLES	28,296	18,512	-34.58	76,086	59,924	-21.24
SAINT LUCIA	41,034	21,415	-47.81	84,318	61,961	-26.52
SAN MARINO	9,666	0	-100.00	123,600	0	-100.00
UNITED KINGDOM	11,906,646	13,847,365	16.30	32,421,693	74,924,897	131.09
NETHERLANDS	2,545,954	3,180,433	24.92	25,921,506	21,287,672	-17.88
FRANCE	2,368,548	2,971,029	25.44	89,680,862	105,461,212	17.60
GERMANY, FED. REP. OF	1,873,425	1,451,157	-22.54	28,395,303	33,071,930	16.47
AUSTRIA	24,576	27,258	10.91	900,182	1,403,355	55.90
BELGIUM	1,078,462	1,431,491	32.73	4,300,410	6,561,314	52.57
SWITZERLAND	210,890	69,246	-67.16	1,526,004	1,095,865	-28.19
DENMARK	128,924	35,109	-72.77	9,451,525	1,274,865	-86.51
NORWAY	30,748	96,445	213.66	161,048	964,633	498.97
SWEDEN	267,981	406,829	51.81	8,401,448	8,380,719	-0.25
FINLAND	3,947	126,748	3,111.25	124,529	238,408	91.45
IRELAND	19,706	1,293	-93.44	83,347	249,896	199.83
ITALY	1,659,440	1,417,396	-14.59	9,600,179	7,828,796	-18.45
SPAIN	3,947,276	5,559,284	40.84	15,093,318	22,953,868	52.08
PORTUGAL	341,363	349,815	2.48	1,415,849	1,163,751	-17.81
MONTSERRAT	87	0	-100.00	410	0	-100.00
GREECE	2,013,934	1,673,074	-16.93	4,878,331	5,252,878	7.68
DEMOCRATIC REPUBLIC OF THE	13,878	175,896	1,167.44	20,854	493,809	2,267.93
HUNGARY	21,222	181,704	756.21	546,331	3,851,082	604.90
POLAND	717,282	717,675	0.05	26,374,540	24,402,736	-7.48
ROMANIA	43,450	23,405	-46.13	507,663	439,680	-13.39
BULGARIA	18,667	98,073	425.38	32,928	816,398	2,379.34
ALBANIA	11,940	0	-100.00	45,842	0	-100.00
AZERBAIJAN	171	1	-99.42	25,067	25	-99.90
BELARUS	16	39	143.75	31	3,910	12,512.90
KAZAKHSTAN	281	9,173	3,164.41	10,597	44,648	321.33
UKRAINE	60,115	299,543	398.28	209,863	1,069,563	409.65
LITHUANIA	1	49,363	4,936,200.00	40	141,120	352,700.00
LATVIA	161	0	-100.00	4,141	0	-100.00
ESTONIA	0	23,300	-	0	1,027,064	-
MALTA	0	6,495	-	0	24,117	-
SLOVAKIA	315,291	395,713	25.51	8,159,239	9,281,409	13.75
CZECH REPUBLIC	755,942	1,854,264	145.29	16,628,702	39,232,954	135.94
RUSSIA FEDERATION	464,075	292,077	-37.06	2,720,079	5,561,522	104.46
<b>-DIODE TRANSISTOR</b>	<b>517,262</b>	<b>460,896</b>	<b>-10.90</b>	<b>47,219,933</b>	<b>105,773,063</b>	<b>124.00</b>
JAPAN	67,341	72,246	7.28	21,032,759	31,480,758	49.67
HONG KONG	31,343	47,670	52.09	9,880,881	31,948,901	223.34
KOREA, REPUBLIC OF	5,137	2,356	-54.14	1,249,068	1,148,273	-8.07
TAIWAN	2,723	5,192	90.67	770,026	1,264,401	64.20
CHINA	4,291	32,496	657.31	1,822,414	22,952,867	1,159.48

TABEL 5. PERKEMBANGAN EKSPOR INDONESIA MENURUT KOMODITI DAN NEGARA TUJUAN

JENIS BARANG	BERAT BERSIH (KG)		PERUB	NILAI FOB (US \$)		PERUB
	JAN-JUN 2009	JAN-JUN 2010	%	JAN-JUN 2009	JAN-JUN 2010	%
	(1)	(2)	(3)	(4)	(5)	(6)
THAILAND	2,884	18,105	527.77	15,516	60,793	291.81
SINGAPORE	246,285	232,626	-5.55	6,777,564	10,735,792	58.40
PHILIPPINES	4,993	3,843	-23.03	765,256	1,602,442	109.40
MALAYSIA	53,508	15,312	-71.38	866,761	830,611	-4.17
VIET NAM	251	698	178.09	2,553	34,746	1,260.99
INDIA	6	205	3,316.67	230	6,585	2,763.04
PAKISTAN	1,606	0	-100.00	5,612	0	-100.00
BANGLADESH	76	5,124	6,642.11	168	166,150	98,798.81
SRI LANKA	150	23	-84.67	1,263	426	-66.27
IRAN (ISLAMIC REPUBLIC OF)	87,572	0	-100.00	1,029,847	0	-100.00
ISRAEL	1	0	-100.00	1,279	0	-100.00
YEMEN	0	40	-	0	127	-
UNITED ARAB EMIRATES	16	15	-6.25	542	933	72.14
TOGO	0	294	-	0	9,329	-
AUSTRALIA	18	1	-94.44	2,038	1	-99.95
SAMOA	0	2,272	-	0	23,600	-
SOLOMON ISLANDS	1	0	-100.00	13	0	-100.00
EAST TIMOR	0	7,137	-	0	122,120	-
UNITED STATES	1,743	4,299	146.64	627,559	679,225	8.23
CANADA	4	0	-100.00	15,900	0	-100.00
MEXICO	3,656	0	-100.00	901,128	0	-100.00
CHILE	6	0	-100.00	96	0	-100.00
BRAZIL	10	32	220.00	437	569	30.21
PERU	5	0	-100.00	53	0	-100.00
UNITED KINGDOM	913	3,974	335.27	112,240	501,128	346.48
NETHERLANDS	7	3	-57.14	210	10	-95.24
FRANCE	9	1	-88.89	640	48	-92.50
GERMANY, FED. REP. OF	2,511	5,664	125.57	1,301,325	2,156,818	65.74
BELGIUM	2	4	100.00	18	35	94.44
NORWAY	1	0	-100.00	724	0	-100.00
FINLAND	17	0	-100.00	16,530	0	-100.00
IRELAND	0	1	-	0	190	-
ITALY	0	1	-	0	24	-
PORTUGAL	0	1,070	-	0	23,562	-
GREECE	2	0	-100.00	27	0	-100.00
HUNGARY	0	110	-	0	11,500	-
POLAND	172	0	-100.00	19,229	0	-100.00
ROMANIA	0	3	-	0	822	-
KAZAKHSTAN	2	0	-100.00	27	0	-100.00
SLOVAKIA	0	78	-	0	10,275	-
RUSSIA FEDERATION	0	1	-	0	2	-
<b>-AUDIO VISUAL</b>	<b>63,209,411</b>	<b>71,318,954</b>	<b>12.83</b>	<b>1,510,066,380</b>	<b>1,867,706,078</b>	<b>23.68</b>
JAPAN	3,136,481	3,473,317	10.74	103,203,191	93,052,854	-9.84
HONG KONG	1,203,103	1,663,309	38.25	74,331,081	111,805,082	50.41
KOREA, DEMOCRATIC PEOPLE'S	862	0	-100.00	114,938	0	-100.00
KOREA, REPUBLIC OF	1,300,706	1,749,179	34.48	72,473,624	86,451,184	19.29
TAIWAN	235,166	306,135	30.18	3,231,189	5,068,023	56.85
CHINA	928,939	1,427,305	53.65	60,430,016	84,704,221	40.17
MONGOLIA	0	14	-	0	2,794	-
MACAU	4,900	0	-100.00	137,073	0	-100.00
PAPUA NEW GUINEA	18,826	27,264	44.82	127,124	87,201	-31.40
THAILAND	3,045,385	4,564,893	49.90	26,171,942	41,587,621	58.90
SINGAPORE	5,211,027	6,726,596	29.08	155,841,895	147,361,426	-5.44
PHILIPPINES	3,061,933	4,010,661	30.98	22,207,105	178,314,907	702.96
MALAYSIA	2,702,405	2,983,010	10.38	38,525,201	51,094,487	32.63
MYANMAR (FORM. BURMA)	91,523	41,605	-54.54	382,431	48,451	-87.33
CAMBODIA	20,225	0	-100.00	136,224	0	-100.00
BRUNEI DARUSSALAM	24,825	18,920	-23.79	51,754	77,924	50.57
NEPAL	16,443	10,037	-38.96	78,479	81,010	3.23
VIET NAM	499,056	968,526	94.07	5,913,033	18,095,681	206.03
MALDIVES	1,961	805	-58.95	2,277	5,419	137.99
INDIA	1,251,994	1,228,036	-1.91	14,186,536	28,861,340	103.44
PAKISTAN	137,768	52,137	-62.16	824,929	300,130	-63.62
BANGLADESH	12,018	29,916	148.93	57,209	434,876	660.15
SRI LANKA	73,766	221,381	200.11	550,352	1,905,348	246.21
AFGHANISTAN	0	4,321	-	0	127,355	-
IRAQ	16,331	43,852	168.52	495,132	1,299,098	162.37
IRAN (ISLAMIC REPUBLIC OF)	952,633	397,624	-58.26	12,434,256	5,339,819	-57.06
SAUDI ARABIA	1,258,185	998,661	-20.63	9,910,757	9,961,163	0.51
ISRAEL	232,499	334,971	44.07	5,841,070	6,803,400	16.48
KUWAIT	132,584	92,243	-30.43	2,515,854	1,825,145	-27.45
JORDAN	150,929	59,273	-60.73	1,194,127	1,447,012	21.18
LEBANON	40,441	82,182	103.21	634,201	1,934,338	205.00
YEMEN	172,509	48,977	-71.61	446,251	184,577	-58.64
OMAN	61,467	47,459	-22.79	676,627	974,609	44.04
SYRIA ARAB REPUBLIC	152,548	62,980	-58.71	1,000,659	1,482,786	48.18
TURKEY	395,963	407,939	3.02	9,268,026	9,481,573	2.30

TABEL 5. PERKEMBANGAN EKSPOR INDONESIA MENURUT KOMODITI DAN NEGARA TUJUAN

JENIS BARANG	BERAT BERSIH (KG)		PERUB	NILAI FOB (US \$)		PERUB
	JAN-JUN 2009	JAN-JUN 2010	%	JAN-JUN 2009	JAN-JUN 2010	%
	(1)	(2)	(3)	(4)	(5)	(6)
UNITED ARAB EMIRATES	2,884,676	3,063,977	6.22	39,456,421	46,376,682	17.54
QATAR	106,726	105,080	-1.54	2,016,288	2,067,154	2.52
BAHRAIN	20,160	9,303	-53.85	392,373	231,927	-40.89
CYPRUS	124	326	162.90	22,512	52,962	135.26
EGYPT	99,102	444,738	348.77	1,733,573	8,371,212	382.89
LIBYAN ARAB JAMAHIRIYA	28,682	12,539	-56.28	605,672	114,251	-81.14
MOROCCO	372,523	104,353	-71.99	4,267,238	1,011,151	-76.30
TUNISIA	7,517	8,442	12.31	112,687	130,958	16.21
ALGERIA	9,046	45,965	408.13	216,000	1,044,431	383.53
SUDAN	17,815	0	-100.00	104,404	0	-100.00
ETHIOPIA	60,837	14,780	-75.71	223,774	41,335	-81.53
TANZANIA, UNITED REPUBLIC OF	34,256	49,388	44.17	314,664	660,288	109.84
SOMALIA	0	189	-	0	2,822	-
KENYA	93,933	129,431	37.79	1,000,437	1,283,317	28.28
MOZAMBIQUE	9,500	0	-100.00	44,000	0	-100.00
EQUATORIAL GUINEA	38	0	-100.00	2,509	0	-100.00
TOGO	519	2,378	358.19	1,008	3,531	250.30
GHANA	168,868	202,782	20.08	662,679	1,097,065	65.55
LIBERIA	5	1,339	26,680.00	267	779	191.76
GUINEA	272	27	-90.07	367	24	-93.46
ANGOLA	139,714	11,864	-91.51	878,513	84,538	-90.38
CONGO	0	291	-	0	489	-
CAMEROON	3,888	308	-92.08	555,194	612	-99.89
NIGERIA	1,302,669	702,591	-46.07	7,174,283	3,416,011	-52.39
GABON	593	4,225	612.48	734	3,235	340.74
COTE D'IVOIRE	0	2,742	-	0	35,206	-
SENEGAL	0	10,342	-	0	136,553	-
MAURITANIA	23,310	11,655	-50.00	58,830	30,631	-47.93
MALI	0	400	-	0	578	-
BENIN	1,532	0	-100.00	8,000	0	-100.00
GUINEA BISSAU	0	861	-	0	4,279	-
GAMBIA	558	108	-80.65	545	16	-97.06
SEYCHELLES	0	2,879	-	0	31,727	-
UGANDA	45	8	-82.22	679	526	-22.53
CENTRAL AFRICAN REPUBLIC	0	30	-	0	10,461	-
SAO TOME AND PRINCIPE	914	0	-100.00	811	0	-100.00
SWAZILAND	0	1,161	-	0	1,500	-
SOUTH AFRICA	289,560	270,582	-6.55	4,784,413	6,575,122	37.43
COMOROS	0	1,387	-	0	4,172	-
BURUNDI	0	2	-	0	80	-
MAURITIUS	25,500	41,978	64.62	191,756	843,394	339.83
VIRGIN ISLANDS (BRITISH)	4	0	-100.00	26,908	0	-100.00
AUSTRALIA	3,420,264	3,411,942	-0.24	70,902,778	95,750,987	35.05
NEW ZEALAND	309,848	307,858	-0.64	6,913,257	9,608,668	38.99
NEW CALEDONIA	10,449	6,831	-34.63	38,850	27,045	-30.39
VANUATU	1,913	0	-100.00	9,600	0	-100.00
FIJI	1,068	1,239	16.01	20,184	11,679	-42.14
TONGA	0	19,821	-	0	9,180	-
EAST TIMOR	403,626	477,536	18.31	1,346,194	1,082,320	-19.60
UNITED STATES	8,610,777	7,516,514	-12.71	280,054,519	240,753,566	-14.03
CANADA	584,165	608,287	4.13	19,493,448	17,488,779	-10.28
MEXICO	910,607	919,480	0.97	27,061,264	23,639,125	-12.65
GUATEMALA	2,567	19,274	650.84	18,103	560,081	2,993.86
HONDURAS	4,373	3,364	-23.07	72,739	66,055	-9.19
PANAMA	250,992	452,713	80.37	4,432,563	13,400,769	202.33
CHILE	96,501	154,890	60.51	830,517	4,082,288	391.54
VENEZUELA	18,177	13,061	-28.15	316,449	475,755	50.34
ARGENTINA	178,676	604,885	238.54	1,795,654	6,813,558	279.45
BRAZIL	822,767	1,379,198	67.63	13,352,729	21,576,488	61.59
COLOMBIA	44,761	115,116	157.18	883,948	4,498,504	408.91
URUGUAY	1,760	10,001	468.24	51,345	407,618	693.88
PARAGUAY	0	25,022	-	0	634,473	-
ECUADOR	15,588	2,023	-87.02	236,254	14,235	-93.97
PERU	13,377	84,827	534.13	913,580	3,522,529	285.57
JAMAICA	299	0	-100.00	3,228	0	-100.00
PUERTO RICO	8,009	0	-100.00	330,769	0	-100.00
EL SALVADOR	21	114	442.86	3,625	18,857	420.19
COSTA RICA	65	15,302	23,441.54	11,805	274,157	2,222.38
CAPE VERDE	0	2,468	-	0	35,206	-
FRENCH POLYNESIA	2,305	0	-100.00	13,276	0	-100.00
UNITED KINGDOM	1,691,715	1,058,748	-37.42	39,312,462	30,606,022	-22.15
NETHERLANDS	1,364,156	1,967,711	44.24	68,985,764	48,493,231	-29.71
FRANCE	1,406,907	1,746,800	24.16	31,873,218	43,824,367	37.50
GERMANY, FED. REP. OF	2,237,070	3,280,192	46.63	60,730,860	91,501,732	50.67
AUSTRIA	263,681	257,422	-2.37	4,642,058	7,145,190	53.92
BELGIUM	2,286,078	2,659,176	16.32	26,463,406	62,708,329	136.96
SWITZERLAND	42,278	146,266	245.96	1,007,895	3,082,305	205.82
MONACO	0	1,081	-	0	156,756	-

TABEL 5. PERKEMBANGAN EKSPOR INDONESIA MENURUT KOMODITI DAN NEGARA TUJUAN

JENIS BARANG	BERAT BERSIH (KG)		PERUB	NILAI FOB (US \$)		PERUB
	JAN-JUN 2009	JAN-JUN 2010	%	JAN-JUN 2009	JAN-JUN 2010	%
	(1)	(2)	(3)	(4)	(5)	(6)
DENMARK	78,072	25,086	-67.87	1,409,337	302,483	-78.54
NORWAY	3,271	12,505	282.30	4,553	22,233	388.32
SWEDEN	677,423	638,517	-5.74	11,267,397	12,958,306	15.01
FINLAND	61,561	220,201	257.70	360,145	1,619,485	349.68
IRELAND	212	54	-74.53	17,434	748	-95.71
ITALY	941,117	824,718	-12.37	25,984,689	27,892,143	7.34
SPAIN	676,405	671,445	-0.73	17,358,197	20,994,249	20.95
PORTUGAL	244,477	156,424	-36.02	4,161,488	3,224,283	-22.52
GREECE	125,222	111,457	-10.99	2,172,173	2,401,558	10.56
DEMOCRATIC REPUBLIC OF THE	55,253	32,666	-40.88	157,039	194,358	23.76
HUNGARY	375,466	476,740	26.97	8,837,675	15,792,563	78.70
POLAND	878,393	816,588	-7.04	40,590,648	36,305,760	-10.56
ROMANIA	92,168	100,869	9.44	1,440,022	1,050,849	-27.03
BULGARIA	40,939	973	-97.62	297,496	82,640	-72.22
YUGOSLAVIA	14,059	0	-100.00	155,870	0	-100.00
AZERBAIJAN	40	4,299	10,647.50	11,730	167,645	1,329.20
KAZAKHSTAN	46,650	45,433	-2.61	984,740	1,123,363	14.08
UKRAINE	1,864	10,102	441.95	45,147	532,852	1,080.26
UZBEKISTAN	12,800	9	-99.93	149,400	28	-99.98
LATVIA	27,480	62,074	125.89	416,341	729,425	75.20
ESTONIA	0	15,990	-	0	622,829	-
GEORGIA	0	6,041	-	0	251,664	-
CROATIA	50	1,950	3,800.00	1,091	72,241	6,521.54
SLOVAKIA	383,841	1,387,404	261.45	12,234,985	14,020,620	14.59
SLOVENIA	0	16,062	-	0	74,682	-
CZECH REPUBLIC	945,312	562,965	-40.45	24,254,395	10,805,525	-55.45
RUSSIA FEDERATION	274,209	507,241	84.98	7,379,945	20,323,819	175.39
<b>-FOTOGRAFI DAN OPTIK</b>	<b>1,560,951</b>	<b>1,356,028</b>	<b>-13.13</b>	<b>89,304,401</b>	<b>89,778,051</b>	<b>0.53</b>
JAPAN	65,914	72,909	10.61	8,640,532	10,682,390	23.63
HONG KONG	130,946	55,369	-57.72	1,462,042	4,760,666	225.62
KOREA, REPUBLIC OF	7,410	7,483	0.99	152,709	191,649	25.50
TAIWAN	243	3,060	1,159.26	12,029	189,696	1,476.99
CHINA	13,553	5,937	-56.19	977,437	842,608	-13.79
PAPUA NEW GUINEA	2	6	200.00	48	82	70.83
THAILAND	23,231	28,205	21.41	494,496	971,327	96.43
SINGAPORE	477,626	318,811	-33.25	52,249,583	50,665,674	-3.03
PHILIPPINES	2,978	20,224	579.11	43,418	126,738	191.90
MALAYSIA	119,139	22,714	-80.93	4,340,065	1,276,199	-70.59
MYANMAR (FORM. BURMA)	43	0	-100.00	6,500	0	-100.00
BRUNEI DARUSSALAM	10,094	0	-100.00	20,635	0	-100.00
VIET NAM	6,133	3,036	-50.50	117,027	92,168	-21.24
MALDIVES	0	140	-	0	1,058	-
INDIA	47,801	389,761	715.38	990,324	2,536,244	156.10
PAKISTAN	1,198	1,572	31.22	28,048	78,734	180.71
BANGLADESH	1,606	3,815	137.55	1,860	29,259	1,473.06
SRI LANKA	21	130	519.05	4,254	1,581	-62.83
IRAQ	0	303	-	0	25,815	-
IRAN (ISLAMIC REPUBLIC OF)	1	20	1,900.00	30	1,605	5,250.00
SAUDI ARABIA	921	3	-99.67	125,070	40	-99.97
ISRAEL	645	469	-27.29	23,913	25,521	6.72
KUWAIT	35	17	-51.43	3,965	342	-91.37
LEBANON	159	61	-61.64	23,565	14,759	-37.37
YEMEN	0	5	-	0	300	-
SYRIA ARAB REPUBLIC	1,145	0	-100.00	4,980	0	-100.00
TURKEY	4,608	3,733	-18.99	95,586	67,592	-29.29
UNITED ARAB EMIRATES	6,197	2,619	-57.74	113,522	94,951	-16.36
MOROCCO	622	409	-34.24	15,340	11,810	-23.01
TUNISIA	13	0	-100.00	3,770	0	-100.00
ALGERIA	24	0	-100.00	437	0	-100.00
KENYA	0	40	-	0	1,282	-
REUNION	6,891	0	-100.00	9,370	0	-100.00
GHANA	280	12	-95.71	9,350	208	-97.78
NIGERIA	87	340	290.80	1,313	3,433	161.46
SWAZILAND	20	0	-100.00	4,984	0	-100.00
SOUTH AFRICA	3,996	3,359	-15.94	121,260	130,251	7.41
MAURITIUS	656	460	-29.88	12,212	31,721	159.75
AUSTRALIA	8,040	20,405	153.79	64,281	369,507	474.83
NEW ZEALAND	364	422	15.93	600	3,924	554.00
NEW CALEDONIA	400	0	-100.00	585	0	-100.00
SOLOMON ISLANDS	0	646	-	0	1,512	-
EAST TIMOR	218	42,724	19,498.17	1,821	23,366	1,183.14
UNITED STATES	426,020	88,325	-79.27	11,676,307	3,679,323	-68.49
CANADA	919	0	-100.00	76,410	0	-100.00
MEXICO	4,636	7,116	53.49	21,093	314,051	1,388.89
CHILE	1,067	33,455	3,035.43	82,189	385,404	368.92
ARGENTINA	1,110	964	-13.15	23,406	18,885	-19.32
BRAZIL	7,308	3,935	-46.15	99,451	203,981	105.11



TABEL 5. PERKEMBANGAN EKSPOR INDONESIA MENURUT KOMODITI DAN NEGARA TUJUAN

JENIS BARANG	BERAT BERSIH (KG)		PERUB	NILAI FOB (US \$)		PERUB
	JAN-JUN 2009	JAN-JUN 2010	%	JAN-JUN 2009	JAN-JUN 2010	%
	(1)	(2)	(3)	(4)	(5)	(6)
COLOMBIA	4,313	6,060	40.51	208,417	480,358	130.48
ECUADOR	1,193	3,643	205.36	93,811	365,693	289.82
PERU	0	28,633	-	0	427,771	-
PUERTO RICO	7,340	0	-100.00	8,000	0	-100.00
DOMINICAN REPUBLIC	160	607	279.38	17,543	40,424	130.43
COSTA RICA	116	1,208	941.38	5,891	32,364	449.38
ANTIGUA AND BARBUDA	840	0	-100.00	1,069	0	-100.00
UNITED KINGDOM	63,386	46,538	-26.58	948,812	1,022,555	7.77
NETHERLANDS	6,106	3,772	-38.22	423,361	245,814	-41.94
FRANCE	868	4,090	371.20	189,550	188,674	-0.46
GERMANY, FED. REP. OF	53,213	65,116	22.37	2,972,826	4,862,166	63.55
AUSTRIA	2,653	0	-100.00	17,021	0	-100.00
BELGIUM	105	1,615	1,438.10	5,373	1,040	-80.64
SWITZERLAND	4,510	506	-88.78	5,531	3,300	-40.34
DENMARK	2,125	0	-100.00	363,173	0	-100.00
NORWAY	7,093	9,673	36.37	1,525,833	1,964,911	28.78
SWEDEN	258	454	75.97	7,286	86,283	1,084.23
FINLAND	36	0	-100.00	10,718	0	-100.00
ITALY	19,084	33,137	73.64	198,819	459,431	131.08
SPAIN	1,453	661	-54.51	66,832	54,479	-18.48
PORTUGAL	29	311	972.41	65	209	221.54
GREECE	14	264	1,785.71	221	1,121	407.24
HUNGARY	39	61	56.41	183	9,066	4,854.10
POLAND	0	5,156	-	0	1,541,998	-
BULGARIA	410	272	-33.66	11,999	15,959	33.00
SLOVAKIA	322	99	-69.25	6,621	5,877	-11.24
SLOVENIA	310	235	-24.19	4,228	3,765	-10.95
CZECH REPUBLIC	346	201	-41.91	11,856	13,155	10.96
RUSSIA FEDERATION	309	702	127.18	43,545	95,982	120.42
<b>-ALAT UKUR</b>	<b>526,419</b>	<b>292,427</b>	<b>-44.45</b>	<b>14,551,012</b>	<b>9,834,041</b>	<b>-32.42</b>
JAPAN	1,037	2,750	165.19	62,979	20,424	-67.57
HONG KONG	3,388	935	-72.40	43,127	30,641	-28.95
KOREA, REPUBLIC OF	155	160	3.23	50	320	540.00
TAIWAN	215	458	113.02	8,300	943	-88.64
CHINA	2,479	4,728	90.72	140,216	1,075,777	667.23
PAPUA NEW GUINEA	0	475	-	0	24,543	-
THAILAND	1,496	61,616	4,018.72	1,050,353	1,239,552	18.01
SINGAPORE	234,660	93,919	-59.98	7,071,117	2,599,695	-63.24
PHILIPPINES	0	341	-	0	36,862	-
MALAYSIA	99,526	9,687	-90.27	241,144	998,322	313.99
BRUNEI DARUSSALAM	9,698	4,580	-52.77	102,279	294,164	187.61
VIET NAM	16,678	10,714	-35.76	282,748	521,593	84.47
INDIA	1,578	240	-84.79	266,098	85,634	-67.82
SRI LANKA	0	5	-	0	134	-
IRAN (ISLAMIC REPUBLIC OF)	0	1	-	0	270	-
SAUDI ARABIA	0	15,207	-	0	424,885	-
ISRAEL	0	40	-	0	2,500	-
KUWAIT	567	780	37.57	41,559	12,441	-70.06
UNITED ARAB EMIRATES	7,071	16,537	133.87	574,550	657,833	14.50
QATAR	175	0	-100.00	866	0	-100.00
EGYPT	684	2,004	192.98	12,190	319,290	2,519.28
LIBYAN ARAB JAMAHIRIYA	829	0	-100.00	7,877	0	-100.00
TUNISIA	0	2	-	0	286	-
SUDAN	0	56	-	0	3,454	-
KENYA	45	0	-100.00	1,300	0	-100.00
TOGO	0	11	-	0	21	-
ANGOLA	0	410	-	0	9,568	-
CONGO	1,800	0	-100.00	346,876	0	-100.00
NIGERIA	0	1,598	-	0	232,000	-
MALI	0	53	-	0	78	-
SOUTH AFRICA	29	39	34.48	850	915	7.65
AUSTRALIA	85,869	18,324	-78.66	1,103,293	113,500	-89.71
NEW ZEALAND	0	2,499	-	0	5,200	-
EAST TIMOR	0	2,715	-	0	3,165	-
UNITED STATES	12,828	12,566	-2.04	854,551	273,533	-67.99
CANADA	214	0	-100.00	205,392	0	-100.00
BRAZIL	1,000	0	-100.00	4,388	0	-100.00
UNITED KINGDOM	1,700	101	-94.06	323,189	22,621	-93.00
NETHERLANDS	95	35	-63.16	3,000	643	-78.57
FRANCE	9,281	10,202	9.92	437,395	512,697	17.22
GERMANY, FED. REP. OF	7,789	9,711	24.68	228,994	238,454	4.13
AUSTRIA	292	0	-100.00	2,216	0	-100.00
BELGIUM	4,789	7,805	62.98	35,955	50,805	41.30
SWITZERLAND	710	138	-80.56	37,087	474	-98.72
DENMARK	48	5	-89.58	51,765	1,484	-97.13
NORWAY	0	50	-	0	3,500	-
SWEDEN	870	819	-5.86	1,060	2,000	88.68

TABEL 5. PERKEMBANGAN EKSPOR INDONESIA MENURUT KOMODITI DAN NEGARA TUJUAN

JENIS BARANG	BERAT BERSIH (KG)		PERUB %	NILAI FOB (US \$)		PERUB %
	JAN-JUN 2009	JAN-JUN 2010		JAN-JUN 2009	JAN-JUN 2010	
(1)	(2)	(3)	(4)	(5)	(6)	(7)
ITALY	16,690	80	-99.52	453,650	11,449	-97.48
AZERBAIJAN	0	31	-	0	2,371	-
KAZAKHSTAN	1,717	0	-100.00	533,024	0	-100.00
RUSSIA FEDERATION	417	0	-100.00	21,574	0	-100.00
<b>-LONCENG, ARLOJI DAN BAGIAN</b>	<b>3,205,837</b>	<b>3,182,662</b>	<b>-0.72</b>	<b>59,174,592</b>	<b>62,435,896</b>	<b>5.51</b>
JAPAN	96,781	122,251	26.32	2,581,890	9,585,694	271.27
HONG KONG	133,252	19,750	-85.18	2,710,232	459,763	-83.04
KOREA, REPUBLIC OF	4,924	250,832	4,994.07	92,250	1,752,387	1,799.61
TAIWAN	285,838	315,315	10.31	1,568,682	1,967,087	25.40
CHINA	23,784	22,516	-5.33	793,873	337,219	-57.52
MACAU	13,538	9,849	-27.25	256,608	153,692	-40.11
PAPUA NEW GUINEA	2,736	13,691	400.40	13,369	29,969	124.17
THAILAND	83,203	208,198	150.23	1,938,799	3,873,064	99.77
SINGAPORE	380,214	438,705	15.38	7,877,959	12,977,113	64.73
PHILIPPINES	199,253	267,714	34.36	3,399,873	3,115,214	-8.37
MALAYSIA	102,073	124,632	22.10	2,341,153	3,227,797	37.87
MYANMAR (FORM. BURMA)	985	0	-100.00	4,458	0	-100.00
CAMBODIA	1,049	452	-56.91	17,260	6,531	-62.16
BRUNEI DARUSSALAM	65,541	363	-99.45	86,867	65,107	-25.05
NEPAL	102	1,092	970.59	640	14,612	2,183.13
VIET NAM	305,862	180,300	-41.05	3,360,075	1,759,524	-47.63
MALDIVES	7,126	7,563	6.13	80,000	86,260	7.83
INDIA	232,120	20,244	-91.28	2,010,187	444,822	-77.87
PAKISTAN	1,292	958	-25.85	19,247	18,472	-4.03
BANGLADESH	11,296	41	-99.64	49,137	1,365	-97.22
SRI LANKA	6,451	10,789	67.25	32,086	47,942	49.42
IRAN (ISLAMIC REPUBLIC OF)	250	31,488	12,495.20	19,494	1,925,774	9,778.80
SAUDI ARABIA	1,162	2,993	157.57	6,666	17,894	168.44
ISRAEL	2	4,497	224,750.00	14	76,006	542,800.00
KUWAIT	935	486	-48.02	2,067	11,674	464.78
JORDAN	3,600	0	-100.00	119,060	0	-100.00
LEBANON	2,174	0	-100.00	42,208	0	-100.00
YEMEN	0	954	-	0	11,519	-
OMAN	0	2,471	-	0	52,007	-
TURKEY	202	124	-38.61	3,888	2,740	-29.53
UNITED ARAB EMIRATES	3,628	4,855	33.82	83,879	88,982	6.08
QATAR	1,273	0	-100.00	70,644	0	-100.00
BAHRAIN	12,096	265	-97.81	188,160	1,165	-99.38
EGYPT	0	12	-	0	558	-
LIBYAN ARAB JAMAHIRIYA	0	45	-	0	2,012	-
MOROCCO	77,498	53,383	-31.12	992,388	549,511	-44.63
TUNISIA	0	264	-	0	6,980	-
ALGERIA	105	0	-100.00	774	0	-100.00
ETHIOPIA	1	71	7,000.00	36	70	94.44
TANZANIA, UNITED REPUBLIC OF	0	1,020	-	0	13,645	-
KENYA	56	209	273.21	569	4,612	710.54
REUNION	0	110	-	0	100	-
MOZAMBIQUE	10,788	33,147	207.26	108,962	306,627	181.41
BOTSWANA	12	0	-100.00	53	0	-100.00
TOGO	0	18	-	0	425	-
LIBERIA	0	68	-	0	35	-
ANGOLA	224	21,275	9,397.77	30,566	263,567	762.29
CAMEROON	146,478	31,631	-78.41	1,918,727	311,900	-83.74
NIGERIA	400	0	-100.00	3,400	0	-100.00
GABON	2,900	2,319	-20.03	33,755	22,140	-34.41
COTE D'IVOIRE	114,296	61,751	-45.97	1,467,859	595,996	-59.40
SENEGAL	79,619	91,329	14.71	748,629	537,849	-28.16
BENIN	10	105	950.00	169	1,295	666.27
UGANDA	0	29	-	0	3,291	-
SOUTH AFRICA	51,520	135,068	162.17	470,092	1,230,458	161.75
ZAMBIA	11	0	-100.00	53	0	-100.00
AUSTRALIA	68,195	91,746	34.53	1,497,253	1,565,584	4.56
NEW ZEALAND	1,913	5,250	174.44	43,706	115,307	163.82
FIJI	3,189	4,350	36.41	24,508	42,112	71.83
KIRIBATI	10	0	-100.00	421	0	-100.00
SAMOA	0	2,609	-	0	27,100	-
EAST TIMOR	2,281	7,160	213.90	11,267	80,235	612.12
UNITED STATES	241,048	222,257	-7.80	8,320,247	4,913,058	-40.95
CANADA	2,641	4,915	86.10	358,390	114,273	-68.11
MEXICO	181	3	-98.34	268	1,154	330.60
CHILE	28,053	20,131	-28.24	405,530	350,117	-13.66
VENEZUELA	5	0	-100.00	101	0	-100.00
ARGENTINA	1,843	14,818	704.02	21,075	249,871	1,085.63
BRAZIL	3,618	12,161	236.12	367,297	275,375	-25.03
COLOMBIA	4	0	-100.00	31	0	-100.00
BOLIVIA	2,469	0	-100.00	69,289	0	-100.00
URUGUAY	0	28,000	-	0	399,322	-

TABEL 5. PERKEMBANGAN EKSPOR INDONESIA MENURUT KOMODITI DAN NEGARA TUJUAN

JENIS BARANG	BERAT BERSIH (KG)		PERUB	NILAI FOB (US \$)		PERUB
	JAN-JUN 2009	JAN-JUN 2010	%	JAN-JUN 2009	JAN-JUN 2010	%
	(1)	(2)	(3)	(4)	(5)	(6)
ECUADOR	0	122	-	0	10,746	-
UNITED KINGDOM	89,876	49,356	-45.08	3,751,977	998,146	-73.40
NETHERLANDS	2,162	7,961	268.22	86,943	184,136	111.79
FRANCE	182,925	101,016	-44.78	4,313,947	2,844,039	-34.07
GERMANY, FED. REP. OF	52,330	59,990	14.64	1,331,774	966,190	-27.45
AUSTRIA	1,287	965	-25.02	192,614	14,275	-92.59
BELGIUM	195	205	5.13	16,968	19,866	17.08
SWITZERLAND	90	15	-83.33	4,748	3,815	-19.65
DENMARK	106	59	-44.34	5,719	2,632	-53.98
SWEDEN	181	1,299	617.68	58,185	55,140	-5.23
FINLAND	43	92	113.95	5,000	1,601	-67.98
IRELAND	2,882	4,180	45.04	1,133,660	2,715,035	139.49
ITALY	724	168	-76.80	19,973	6,084	-69.54
SPAIN	2,804	2,016	-28.10	162,965	38,626	-76.30
PORTUGAL	27,554	35,022	27.10	799,707	173,951	-78.25
GREECE	460	644	40.00	20,711	13,401	-35.30
HUNGARY	1,873	3,288	75.55	146,201	61,990	-57.60
POLAND	620	116	-81.29	3,264	1,995	-38.88
ROMANIA	235	257	9.36	6,747	4,748	-29.63
MOLDOVA, REPUBLIC OF	47	0	-100.00	1,793	0	-100.00
LATVIA	2,227	3,900	75.12	99,464	146,359	47.15
GEORGIA	0	295	-	0	2,600	-
CROATIA	0	12	-	0	238	-
SLOVENIA	0	12	-	0	243	-
CZECH REPUBLIC	14,391	2,730	-81.03	332,080	69,300	-79.13
RUSSIA FEDERATION	715	300	-58.04	14,012	4,766	-65.99
<b>-COKLAT OLAHAN</b>	<b>46,835,210</b>	<b>53,051,599</b>	<b>13.27</b>	<b>153,235,230</b>	<b>202,192,869</b>	<b>31.95</b>
JAPAN	481,037	846,672	76.01	2,217,116	4,276,920	92.90
HONG KONG	133,641	90,350	-32.39	528,934	468,450	-11.44
KOREA, DEMOCRATIC PEOPLE'S	2,048	0	-100.00	4,750	0	-100.00
KOREA, REPUBLIC OF	291,542	601,631	106.36	546,797	1,471,940	169.19
TAIWAN	133,272	114,266	-14.26	267,766	305,194	13.98
CHINA	1,725,600	2,509,197	45.41	2,505,483	7,238,186	188.89
MONGOLIA	14,000	14,000	0.00	30,800	51,800	68.18
PAPUA NEW GUINEA	34	309	808.82	207	511	146.86
THAILAND	1,430,610	1,896,961	32.60	3,216,905	5,440,931	69.14
SINGAPORE	504,043	1,204,439	138.96	1,209,509	4,394,583	263.34
PHILIPPINES	4,659,718	5,358,927	15.01	6,227,739	14,590,425	134.28
MALAYSIA	1,981,246	2,799,019	41.28	3,145,758	7,905,769	151.32
MYANMAR (FORM. BURMA)	1,475	3,499	137.22	3,631	8,990	147.59
CAMBODIA	0	7,374	-	0	24,897	-
BRUNEI DARUSSALAM	96,035	113,137	17.81	185,685	301,262	62.24
VIET NAM	117,233	195,392	66.67	180,587	417,573	131.23
MALDIVES	125,426	142,483	13.60	252,939	294,624	16.48
INDIA	625,693	1,096,472	75.24	1,157,349	3,272,239	182.74
PAKISTAN	269,421	262,616	-2.53	360,246	824,686	128.92
BANGLADESH	23,380	77,497	231.47	72,198	222,980	208.85
SRI LANKA	44,000	166,000	277.27	61,560	461,420	649.55
IRAQ	0	7,488	-	0	27,950	-
IRAN (ISLAMIC REPUBLIC OF)	17,000	82,324	384.26	16,915	226,888	1,241.34
SAUDI ARABIA	77,183	269,630	249.34	193,470	806,632	316.93
ISRAEL	10,592	3,007	-71.61	30,400	6,600	-78.29
KUWAIT	146,240	176,572	20.74	368,937	458,582	24.30
JORDAN	16,123	154	-99.04	8,623	470	-94.55
LEBANON	985	0	-100.00	2,857	0	-100.00
YEMEN	272,844	120,569	-55.81	451,945	224,434	-50.34
OMAN	17,274	3,775	-78.15	41,145	11,514	-72.02
SYRIA ARAB REPUBLIC	122,999	75,000	-39.02	248,987	257,070	3.25
TURKEY	278,000	209,998	-24.46	340,100	701,962	106.40
UNITED ARAB EMIRATES	1,889,469	2,543,342	34.61	9,063,710	12,378,095	36.57
QATAR	266	320	20.30	1,190	1,840	54.62
BAHRAIN	108,087	113,911	5.39	293,445	297,799	1.48
EGYPT	273,800	331,199	20.96	1,415,765	1,824,168	28.85
TUNISIA	0	32,000	-	0	56,640	-
ALGERIA	39,668	51,000	28.57	53,833	76,500	42.11
SUDAN	172	54,039	31,318.02	750	89,848	11,879.73
ETHIOPIA	0	17,000	-	0	17,000	-
TANZANIA, UNITED REPUBLIC OF	0	19,140	-	0	43,046	-
MADAGASCAR	3,039	14,280	369.89	4,626	8,160	76.39
KENYA	239,416	275,991	15.28	628,110	1,010,481	60.88
GHANA	0	122,400	-	0	261,120	-
GUINEA	0	395	-	0	1,013	-
ANGOLA	12,136	0	-100.00	25,032	0	-100.00
CAMEROON	13,999	50,999	264.30	24,780	121,397	389.90
SIERRA LEONE	17,000	17,000	0.00	15,160	8,800	-41.95
MAURITANIA	29,613	0	-100.00	63,613	0	-100.00
MALI	13,812	0	-100.00	27,215	0	-100.00

TABEL 5. PERKEMBANGAN EKSPOR INDONESIA MENURUT KOMODITI DAN NEGARA TUJUAN

JENIS BARANG	BERAT BERSIH (KG)		PERUB	NILAI FOB (US \$)		PERUB
	JAN-JUN 2009	JAN-JUN 2010	%	JAN-JUN 2009	JAN-JUN 2010	%
	(1)	(2)	(3)	(4)	(5)	(6)
BENIN	14,580	43,740	200.00	35,235	105,705	200.00
UGANDA	579	0	-100.00	1,463	0	-100.00
SOUTH AFRICA	1,081,504	1,064,466	-1.58	2,046,031	3,392,944	65.83
MAURITIUS	191,887	253,948	32.34	443,599	579,944	30.74
AUSTRALIA	2,510,804	2,643,932	5.30	11,904,281	13,694,410	15.04
NEW ZEALAND	405,368	464,124	14.49	1,526,920	1,966,369	28.78
NEW CALEDONIA	0	2,687	-	0	10,656	-
VANUATU	0	487	-	0	1,034	-
FIJI	22,945	15,358	-33.07	61,418	31,000	-49.53
KIRIBATI	100	0	-100.00	325	0	-100.00
SAMOA	100	3,500	3,400.00	350	14,088	3,925.14
SOLOMON ISLANDS	6,470	8,922	37.90	13,315	21,238	59.50
TONGA	84,909	25,704	-69.73	81,721	32,128	-60.69
TUVALU	0	301	-	0	1,004	-
EAST TIMOR	78,029	62,435	-19.98	113,617	108,425	-4.57
UNITED STATES	7,246,677	9,932,254	37.06	41,261,021	51,251,116	24.21
CANADA	0	5,470	-	0	22,959	-
MEXICO	190,000	223,851	17.82	330,940	678,715	105.09
CHILE	70,000	171,998	145.71	115,150	176,244	53.06
VENEZUELA	0	17,000	-	0	22,100	-
ARGENTINA	181,998	71,059	-60.96	249,060	206,859	-16.94
BRAZIL	1,332,375	365,692	-72.55	1,296,195	435,496	-66.40
COLOMBIA	0	51,000	-	0	78,200	-
URUGUAY	45,000	865,000	1,822.22	55,688	2,677,950	4,708.85
GUYANA	7,694	0	-100.00	6,571	0	-100.00
UNITED KINGDOM	721,197	760,101	5.39	2,035,367	3,757,910	84.63
NETHERLANDS	3,244,877	980,091	-69.80	13,183,990	5,600,821	-57.52
FRANCE	6,177,734	3,020,000	-51.11	30,580,716	16,781,466	-45.12
GERMANY, FED. REP. OF	882,507	2,345,829	165.81	2,578,719	9,344,797	262.38
BELGIUM	250	582,665	232,966.00	16,400	1,879,056	11,357.66
SWITZERLAND	1,109	6,300	468.08	49,862	187,125	275.29
DENMARK	54,678	0	-100.00	236,052	0	-100.00
FINLAND	0	94,332	-	0	350,875	-
ITALY	174,807	71,000	-59.38	1,074,851	250,394	-76.70
SPAIN	3,715,520	2,901,571	-21.91	3,044,275	8,451,910	177.63
PORTUGAL	0	25,118	-	0	57,572	-
DEMOCRATIC REPUBLIC OF THE	17,000	17,000	0.00	21,080	8,850	-58.02
HUNGARY	60,600	118,999	96.37	64,215	213,872	233.06
POLAND	0	408,000	-	0	626,975	-
BULGARIA	68,000	68,000	0.00	47,600	83,300	75.00
ARMENIA	3,152	2,206	-30.01	6,776	6,350	-6.29
BELARUS	0	16,600	-	0	42,330	-
KAZAKHSTAN	16,600	33,200	100.00	14,940	80,925	441.67
UKRAINE	49,800	996,996	1,902.00	44,320	1,503,996	3,293.49
UZBEKISTAN	0	25,000	-	0	24,000	-
LITHUANIA	0	17,000	-	0	21,970	-
ESTONIA	917,789	375,000	-59.14	1,065,103	1,083,750	1.75
GEORGIA	0	17,000	-	0	37,015	-
CROATIA	0	101,999	-	0	159,970	-
BOSNIA AND HERZEGOVINA	0	13,998	-	0	51,251	-
SLOVAKIA	0	25,000	-	0	52,500	-
RUSSIA FEDERATION	999,400	1,643,892	64.49	4,131,497	5,133,916	24.26
<b>-GULA TETES</b>	<b>96,420,361</b>	<b>103,455,216</b>	<b>7.30</b>	<b>10,938,446</b>	<b>15,424,435</b>	<b>41.01</b>
JAPAN	12,871	242	-98.12	761	24	-96.85
HONG KONG	0	99	-	0	297	-
KOREA, REPUBLIC OF	32,203,581	49,878,430	54.88	3,241,840	7,430,248	129.20
TAIWAN	11,400,000	6,500,000	-42.98	1,014,600	968,500	-4.54
THAILAND	0	4,005,577	-	0	560,781	-
SINGAPORE	45,193	4,143	-90.83	21,149	7,661	-63.78
PHILIPPINES	0	13,199,820	-	0	1,821,950	-
MALAYSIA	62,793	0	-100.00	35,255	0	-100.00
VIET NAM	13,645,521	22,659,250	66.06	2,071,875	3,266,989	57.68
SAUDI ARABIA	0	5,251	-	0	2,442	-
KENYA	14,195	18,823	32.60	67,031	73,977	10.36
UGANDA	0	28,969	-	0	113,028	-
AUSTRALIA	2,055	1,576,033	76,592.60	11,969	231,818	1,836.82
NEW ZEALAND	22,657	0	-100.00	510	0	-100.00
VANUATU	1,025	1,546	50.83	1,530	2,370	54.90
UNITED STATES	0	39	-	0	136	-
UNITED KINGDOM	0	506	-	0	1,766	-
NETHERLANDS	19,010,470	0	-100.00	2,656,476	0	-100.00
GERMANY, FED. REP. OF	0	5,576,470	-	0	942,235	-
FINLAND	0	18	-	0	213	-
SPAIN	20,000,000	0	-100.00	1,815,450	0	-100.00
<b>-KERUPUK UDANG</b>	<b>3,514,503</b>	<b>3,873,755</b>	<b>10.22</b>	<b>5,928,555</b>	<b>6,822,815</b>	<b>15.08</b>
JAPAN	42,325	91,768	116.82	95,849	214,799	124.10

TABEL 5. PERKEMBANGAN EKSPOR INDONESIA MENURUT KOMODITI DAN NEGARA TUJUAN

JENIS BARANG	BERAT BERSIH (KG)		PERUB	NILAI FOB (US \$)		PERUB
	JAN-JUN 2009	JAN-JUN 2010	%	JAN-JUN 2009	JAN-JUN 2010	%
	(1)	(2)	(3)	(4)	(5)	(6)
HONG KONG	49,148	52,950	7.74	95,157	92,822	-2.45
KOREA, REPUBLIC OF	362,557	445,177	22.79	535,272	708,665	32.39
TAIWAN	20,257	13,842	-31.67	19,977	14,610	-26.87
CHINA	0	993	-	0	3,179	-
SINGAPORE	82,547	117,347	42.16	122,430	145,776	19.07
MALAYSIA	97,929	208,922	113.34	148,242	289,098	95.02
VIET NAM	0	364	-	0	738	-
INDIA	10,000	0	-100.00	5,000	0	-100.00
SAUDI ARABIA	129,373	122,867	-5.03	137,616	147,735	7.35
JORDAN	0	15,997	-	0	19,302	-
UNITED ARAB EMIRATES	16,315	43,366	165.80	18,965	59,774	215.18
SOUTH AFRICA	0	16	-	0	59	-
AUSTRALIA	32,089	23,144	-27.88	62,449	51,007	-18.32
NEW ZEALAND	542	328	-39.48	1,977	580	-70.66
EAST TIMOR	0	1,334	-	0	1,050	-
UNITED STATES	169,747	133,460	-21.38	387,611	419,765	8.30
CANADA	18,447	15,538	-15.77	34,355	26,656	-22.41
UNITED KINGDOM	362,604	482,239	32.99	514,322	828,997	61.18
NETHERLANDS	1,810,053	1,803,258	-0.38	3,183,129	3,249,645	2.09
FRANCE	223,483	249,087	11.46	433,829	467,793	7.83
GERMANY, FED. REP. OF	0	3,220	-	0	8,381	-
BELGIUM	56,596	19,431	-65.67	73,496	22,943	-68.78
NORWAY	0	16,507	-	0	28,711	-
SWEDEN	229	0	-100.00	530	0	-100.00
SPAIN	17,639	12,600	-28.57	34,858	20,730	-40.53
BULGARIA	12,623	0	-100.00	23,491	0	-100.00
<b>-BUAH/SAYURAN OLAHAN</b>	<b>198,818,413</b>	<b>180,799,626</b>	<b>-9.06</b>	<b>135,041,032</b>	<b>128,491,263</b>	<b>-4.85</b>
JAPAN	8,669,682	7,831,778	-9.66	8,054,272	7,229,998	-10.23
HONG KONG	594,080	564,164	-5.04	673,419	620,175	-7.91
KOREA, DEMOCRATIC PEOPLE'S	0	4,543	-	0	14,851	-
KOREA, REPUBLIC OF	3,312,190	2,099,909	-36.60	1,827,273	1,621,880	-11.24
TAIWAN	2,751,433	1,147,918	-58.28	1,304,715	1,883,413	44.35
CHINA	12,391,167	7,395,010	-40.32	2,471,284	2,355,074	-4.70
PAPUA NEW GUINEA	693	4,031	481.67	1,767	10,724	506.90
THAILAND	7,380	68,223	824.43	32,260	103,991	222.35
SINGAPORE	25,885,861	13,574,950	-47.56	23,786,834	12,082,376	-49.21
PHILIPPINES	5,110,760	9,513,596	86.15	1,523,804	2,988,438	96.12
MALAYSIA	44,475,920	40,152,283	-9.72	7,390,037	6,164,854	-16.58
BRUNEI DARUSSALAM	111,427	93,060	-16.48	137,664	198,041	43.86
VIET NAM	51,534	2,089,509	3,954.62	142,247	2,629,391	1,748.47
MALDIVES	15,165	11,865	-21.76	27,839	27,346	-1.77
INDIA	5,224,575	10,388,585	98.84	4,241,987	10,375,724	144.60
PAKISTAN	701,368	911,771	30.00	681,841	505,731	-25.83
BANGLADESH	119,400	3,930,543	3,191.91	74,987	2,223,781	2,865.56
SRI LANKA	0	182,000	-	0	167,570	-
IRAQ	0	52,720	-	0	58,964	-
IRAN (ISLAMIC REPUBLIC OF)	223,273	400,969	79.59	175,720	494,805	181.59
SAUDI ARABIA	1,096,677	1,253,894	14.34	1,287,399	1,334,843	3.69
ISRAEL	592,040	834,636	40.98	556,721	858,061	54.13
KUWAIT	166,774	157,660	-5.46	227,831	182,545	-19.88
JORDAN	501,583	554,212	10.49	799,457	984,318	23.12
LEBANON	250,898	148,479	-40.82	992,962	165,578	-83.32
YEMEN	28,840	43,145	49.60	31,076	53,713	72.84
OMAN	16,650	3,314	-80.10	22,365	10,592	-52.64
SYRIA ARAB REPUBLIC	302,458	339,690	12.31	864,133	1,377,164	59.37
TURKEY	715,379	433,875	-39.35	689,140	437,218	-36.56
UNITED ARAB EMIRATES	1,561,248	1,109,906	-28.91	1,539,269	1,305,676	-15.18
QATAR	111,487	167,389	50.14	132,269	203,644	53.96
BAHRAIN	201,095	239,498	19.10	194,451	266,321	36.96
CYPRUS	25,000	0	-100.00	15,000	0	-100.00
EGYPT	669,199	1,017,619	52.07	560,587	924,091	64.84
LIBYAN ARAB JAMAHIRIYA	161,507	0	-100.00	200,987	0	-100.00
MOROCCO	295,500	0	-100.00	256,615	0	-100.00
TUNISIA	26,000	102,812	295.43	5,000	491,438	9,728.76
ALGERIA	100,000	0	-100.00	60,000	0	-100.00
SUDAN	30,482	26,000	-14.70	29,827	24,440	-18.06
MADAGASCAR	13	0	-100.00	21	0	-100.00
KENYA	0	13,000	-	0	2,500	-
MOZAMBIQUE	0	50,000	-	0	47,200	-
GUINEA	0	9,840	-	0	41,000	-
ANGOLA	104,000	38,500	-62.98	79,680	48,413	-39.24
NIGERIA	49,000	8,477	-82.70	76,450	9,775	-87.21
SIERRA LEONE	0	19,680	-	0	82,000	-
GAMBIA	0	9,840	-	0	41,000	-
UGANDA	694	0	-100.00	1,670	0	-100.00
SOUTH AFRICA	1,029,271	551,096	-46.46	846,800	563,885	-33.41
MALAWI	0	5,734	-	0	3,423	-

TABEL 5. PERKEMBANGAN EKSPOR INDONESIA MENURUT KOMODITI DAN NEGARA TUJUAN

JENIS BARANG	BERAT BERSIH (KG)		PERUB	NILAI FOB (US \$)		PERUB
	JAN-JUN 2009	JAN-JUN 2010	%	JAN-JUN 2009	JAN-JUN 2010	%
	(1)	(2)	(3)	(4)	(5)	(6)
MAURITIUS	41,391	53,544	29.36	36,056	50,121	39.01
AUSTRALIA	1,194,263	1,456,246	21.94	1,486,798	2,302,982	54.90
NEW ZEALAND	160,853	316,844	96.98	167,668	319,988	90.85
VANUATU	0	1,474	-	0	708	-
AMERICAN SAMOA	6,473	11,490	77.51	8,010	7,076	-11.66
COOK ISLANDS	0	3,120	-	0	9,800	-
FIJI	841	461	-45.18	1,208	842	-30.30
SAMOA	818	0	-100.00	1,880	0	-100.00
SOLOMON ISLANDS	0	23,238	-	0	4,942	-
TONGA	1,454	0	-100.00	2,170	0	-100.00
EAST TIMOR	21,631	57,790	167.16	12,477	40,577	225.21
UNITED STATES	32,750,001	24,383,134	-25.55	32,868,882	25,206,547	-23.31
CANADA	372,106	373,439	0.36	499,303	566,182	13.39
MEXICO	233,775	515,767	120.63	148,288	365,793	146.68
PANAMA	31,672	14,414	-54.49	31,764	14,820	-53.34
SURINAME	1,993	144	-92.77	2,154	1,009	-53.16
CHILE	971,753	989,873	1.86	719,023	695,375	-3.29
ARGENTINA	2,120,286	4,386,035	106.86	1,618,175	3,509,671	116.89
BRAZIL	1,053,719	738,146	-29.95	871,195	751,810	-13.70
COLOMBIA	0	52,884	-	0	46,020	-
BOLIVIA	12,500	0	-100.00	10,625	0	-100.00
URUGUAY	494,500	385,475	-22.05	393,401	382,250	-2.83
PARAGUAY	438,000	350,000	-20.09	337,320	364,700	8.12
PERU	282,169	374,093	32.58	154,875	360,290	132.63
GUYANA	0	573	-	0	2,049	-
PUERTO RICO	209,267	67,045	-67.96	218,082	75,916	-65.19
DOMINICAN REPUBLIC	12,500	37,500	200.00	10,000	35,535	255.35
COSTA RICA	38,750	103,250	166.45	30,248	103,585	242.45
CAPE VERDE	50,000	0	-100.00	45,908	0	-100.00
MARTINIQUE	58,298	38,598	-33.79	88,207	49,602	-43.77
GUADELOUPE	12,500	0	-100.00	7,250	0	-100.00
UNITED KINGDOM	1,656,405	1,114,437	-32.72	1,664,650	975,003	-41.43
NETHERLANDS	4,323,322	7,912,334	83.02	3,638,597	4,501,046	23.70
FRANCE	3,211,193	1,840,753	-42.68	2,852,172	1,872,492	-34.35
GERMANY, FED. REP. OF	10,943,127	9,446,757	-13.67	7,511,580	7,466,705	-0.60
AUSTRIA	828,936	1,162,126	40.19	623,601	994,276	59.44
BELGIUM	1,018,091	732,877	-28.01	1,294,683	749,265	-42.13
SWITZERLAND	142,452	358,417	151.61	404,564	896,158	121.51
DENMARK	311,815	45,866	-85.29	333,574	100,108	-69.99
NORWAY	447,700	797,835	78.21	583,532	940,264	61.13
SWEDEN	327,574	363,485	10.96	274,275	273,699	-0.21
FINLAND	1,327,558	2,034,230	53.23	1,291,739	1,623,875	25.71
ITALY	2,084,208	2,040,810	-2.08	1,754,085	1,986,439	13.25
SPAIN	10,472,172	6,578,059	-37.19	8,510,771	6,334,884	-25.57
PORTUGAL	142,750	151,750	6.30	133,475	148,075	10.94
ICELAND	0	40,857	-	0	46,877	-
GREECE	534,850	414,405	-22.52	445,089	341,994	-23.16
HUNGARY	190,680	24,318	-87.25	152,530	26,321	-82.74
POLAND	649,210	635,797	-2.07	546,338	605,095	10.75
ROMANIA	229,164	26,000	-88.65	165,322	5,000	-96.98
BULGARIA	113,000	68,400	-39.47	91,280	66,500	-27.15
ALBANIA	25,500	13,000	-49.02	14,063	2,500	-82.22
BELARUS	0	31,846	-	0	31,937	-
KAZAKHSTAN	0	26,000	-	0	32,760	-
UKRAINE	321,998	284,839	-11.54	253,941	232,131	-8.59
LITHUANIA	32,950	17,628	-46.50	14,500	10,985	-24.24
LATVIA	78,000	50,000	-35.90	15,000	44,952	199.68
ESTONIA	34,872	0	-100.00	9,980	0	-100.00
GEORGIA	13,000	65,000	400.00	2,500	50,470	1,918.80
CROATIA	38,500	155,232	303.20	16,193	127,020	684.41
SLOVENIA	12,500	216,248	1,629.98	10,000	126,080	1,160.80
CZECH REPUBLIC	24,475	26,000	6.23	24,965	5,000	-79.97
RUSSIA FEDERATION	1,029,195	1,834,020	78.20	619,406	1,389,197	124.28
<b>-MINUMAN OLAHAN</b>	<b>49,657,834</b>	<b>65,507,906</b>	<b>31.92</b>	<b>29,411,107</b>	<b>37,369,638</b>	<b>27.06</b>
JAPAN	9,110,757	10,827,598	18.84	4,899,500	7,964,873	62.57
HONG KONG	2,879,132	3,619,603	25.72	2,761,159	2,281,551	-17.37
KOREA, REPUBLIC OF	36,763	13,028	-64.56	77,850	39,758	-48.93
TAIWAN	641,661	631,750	-1.54	574,327	541,753	-5.67
CHINA	15,136	325,168	2,048.31	65,821	175,858	167.18
MACAU	0	127,308	-	0	90,096	-
PAPUA NEW GUINEA	538,847	562,366	4.36	210,295	145,389	-30.86
THAILAND	814,241	539,980	-33.68	542,188	431,647	-20.39
SINGAPORE	9,687,197	10,134,780	4.62	4,437,460	4,650,883	4.81
PHILIPPINES	1,990,950	6,507,420	226.85	1,222,338	5,497,721	349.77
MALAYSIA	2,456,738	2,664,967	8.48	2,798,175	2,638,203	-5.72
MYANMAR (FORM. BURMA)	0	153	-	0	117	-
CAMBODIA	84,872	106,090	25.00	62,286	80,432	29.13

TABEL 5. PERKEMBANGAN EKSPOR INDONESIA MENURUT KOMODITI DAN NEGARA TUJUAN

JENIS BARANG	BERAT BERSIH (KG)		PERUB	NILAI FOB (US \$)		PERUB
	JAN-JUN 2009	JAN-JUN 2010	%	JAN-JUN 2009	JAN-JUN 2010	%
	(1)	(2)	(3)	(4)	(5)	(6)
BRUNEI DARUSSALAM	1,193,653	882,450	-26.07	630,255	654,239	3.81
VIET NAM	1,258,706	7,419,197	489.43	1,845,181	3,001,142	62.65
MALDIVES	64,016	45,661	-28.67	66,010	47,509	-28.03
INDIA	256,396	152	-99.94	153,321	483	-99.68
PAKISTAN	24,363	109	-99.55	8,968	534	-94.05
IRAN (ISLAMIC REPUBLIC OF)	0	1,788	-	0	4,080	-
SAUDI ARABIA	233,737	230,541	-1.37	62,492	133,995	114.42
KUWAIT	0	1	-	0	2	-
JORDAN	9,302	32,795	252.56	10,637	96,066	803.13
LEBANON	0	12,800	-	0	14,000	-
OMAN	0	208,748	-	0	126,524	-
UNITED ARAB EMIRATES	6,128,672	548,895	-91.04	4,519,431	1,349,591	-70.14
QATAR	18,266	53,858	194.85	6,528	24,455	274.62
EGYPT	29,199	29,692	1.69	17,303	22,162	28.08
LIBYAN ARAB JAMAHIRIYA	21,716	0	-100.00	75,994	0	-100.00
ALGERIA	62,180	0	-100.00	37,800	0	-100.00
SUDAN	17,680	0	-100.00	14,275	0	-100.00
TANZANIA, UNITED REPUBLIC OF	12,000	0	-100.00	1,570	0	-100.00
MADAGASCAR	453	0	-100.00	120	0	-100.00
KENYA	31,980	14,689	-54.07	18,867	12,627	-33.07
MOZAMBIQUE	136	0	-100.00	72	0	-100.00
TOGO	0	66	-	0	112	-
GHANA	12,800	25,600	100.00	12,080	28,800	138.41
GUINEA	18,152	0	-100.00	4,580	0	-100.00
CAMEROON	0	127	-	0	191	-
NIGERIA	0	5,953	-	0	67,605	-
SIERRA LEONE	13,094	19,334	47.66	14,490	18,572	28.17
COTE D'IVOIRE	0	5,674	-	0	10,259	-
SENEGAL	0	116	-	0	104	-
BENIN	35,351	53,224	50.56	28,290	14,772	-47.78
GAMBIA	909	0	-100.00	2,184	0	-100.00
SEYCHELLES	1,856	422	-77.26	5,486	1,926	-64.89
NIGER	0	65,259	-	0	17,508	-
SOUTH AFRICA	0	4,782	-	0	2,745	-
MAURITIUS	40,016	0	-100.00	31,895	0	-100.00
AUSTRALIA	2,019,536	2,775,779	37.45	1,107,922	1,560,143	40.82
NEW ZEALAND	4,707	20,403	333.46	13,586	41,500	205.46
MICRONESIA, FEDERATED STATI	459	0	-100.00	666	0	-100.00
GUAM	0	49,300	-	0	6,480	-
NEW CALEDONIA	0	1,952	-	0	2,019	-
NORTHERN MARIANA ISLANDS	2,106	677	-67.85	6,123	1,904	-68.90
VANUATU	47,433	46,709	-1.53	11,078	13,723	23.88
AMERICAN SAMOA	83,872	181,737	116.68	52,206	116,172	122.53
COOK ISLANDS	0	18,013	-	0	2,240	-
FIJI	6,282	0	-100.00	2,814	0	-100.00
KIRIBATI	0	1,567	-	0	2,400	-
MARSHALL ISLANDS	0	35,511	-	0	5,048	-
SAMOA	0	5,923	-	0	5,125	-
SOLOMON ISLANDS	258,790	669,048	158.53	109,010	164,480	50.89
TONGA	13,291	39,142	194.50	11,983	6,496	-45.79
EAST TIMOR	8,821,765	14,992,578	69.95	2,399,025	4,680,966	95.12
UNITED STATES	479,563	653,932	36.36	191,313	354,440	85.27
CANADA	506	1,127	122.73	600	1,282	113.67
SURINAME	63	0	-100.00	300	0	-100.00
BELIZE	0	1,073	-	0	1,375	-
BERMUDA	0	36,358	-	0	5,461	-
UNITED KINGDOM	2,652	0	-100.00	857	0	-100.00
NETHERLANDS	167,672	106,636	-36.40	272,288	179,171	-34.20
FRANCE	0	1,270	-	0	1,288	-
GERMANY, FED. REP. OF	184	29	-84.24	432	180	-58.33
AUSTRIA	1,226	691	-43.64	2,066	574	-72.22
IRELAND	75	218	190.67	53	159	200.00
PORTUGAL	0	146,089	-	0	28,728	-
MONTSERRAT	6,725	0	-100.00	9,557	0	-100.00
<b>-ROKOK DAN TEMBAKAU OLAH/</b>	<b>38,285,831</b>	<b>52,111,111</b>	<b>36.11</b>	<b>234,760,380</b>	<b>329,294,314</b>	<b>40.27</b>
JAPAN	65,686	75,431	14.84	710,321	849,497	19.59
HONG KONG	25,226	10,186	-59.62	149,093	154,985	3.95
KOREA, REPUBLIC OF	4,815	5,184	7.66	29,183	22,053	-24.43
TAIWAN	7,201	9,643	33.91	54,674	73,744	34.88
CHINA	5,850	83	-98.58	30,860	498	-98.39
MACAU	936	165	-82.37	12,641	2,505	-80.18
PAPUA NEW GUINEA	0	1,910	-	0	31,680	-
THAILAND	3,059,936	1,919,919	-37.26	15,802,709	11,432,903	-27.65
SINGAPORE	3,233,102	3,051,543	-5.62	31,851,421	31,564,983	-0.90
PHILIPPINES	432,138	2,332,192	439.69	3,581,885	11,824,360	230.12
MALAYSIA	6,454,983	10,196,574	57.96	54,408,452	91,887,047	68.88
CAMBODIA	14,076,463	16,652,963	18.30	71,061,947	96,464,048	35.75

TABEL 5. PERKEMBANGAN EKSPOR INDONESIA MENURUT KOMODITI DAN NEGARA TUJUAN

JENIS BARANG	BERAT BERSIH (KG)		PERUB	NILAI FOB (US \$)		PERUB
	JAN-JUN 2009	JAN-JUN 2010	%	JAN-JUN 2009	JAN-JUN 2010	%
	(1)	(2)	(3)	(4)	(5)	(6)
BRUNEI DARUSSALAM	15,598	31,154	99.73	122,205	273,538	123.84
LAO PEOPLE'S DEMOCRATIC RE	0	28	-	0	88	-
VIET NAM	858,308	773,354	-9.90	7,852,331	8,796,608	12.03
INDIA	8,675	7,804	-10.04	83,753	64,516	-22.97
PAKISTAN	56	0	-100.00	810	0	-100.00
BANGLADESH	0	78,600	-	0	400,728	-
IRAN (ISLAMIC REPUBLIC OF)	0	17,422	-	0	229,007	-
SAUDI ARABIA	121,229	142,414	17.48	1,710,316	2,068,386	20.94
JORDAN	72,700	119	-99.84	306,876	564	-99.82
LEBANON	92,416	155,886	68.68	364,800	666,743	82.77
TURKEY	471,096	1,214,028	157.70	1,948,716	4,899,690	151.43
UNITED ARAB EMIRATES	121,009	184,312	52.31	698,982	1,156,834	65.50
QATAR	2,485	2,643	6.36	22,240	23,510	5.71
BAHRAIN	1,496	2,230	49.06	17,297	23,932	38.36
EGYPT	360,787	830,598	130.22	810,243	1,949,255	140.58
MOROCCO	71,280	0	-100.00	220,968	0	-100.00
TUNISIA	0	22	-	0	7	-
SUDAN	0	197,996	-	0	504,000	-
KENYA	39,599	0	-100.00	232,068	0	-100.00
NIGERIA	99,000	19,800	-80.00	569,250	122,958	-78.40
SENEGAL	60,023	0	-100.00	93,036	0	-100.00
SOUTH AFRICA	384,878	971,731	152.48	1,920,390	3,516,501	83.11
MAURITIUS	1,054	616	-41.56	16,200	10,512	-35.11
AUSTRALIA	461,212	539,458	16.97	1,364,244	2,179,894	59.79
NEW ZEALAND	0	19	-	0	71	-
VANUATU	1,746	0	-100.00	10,937	0	-100.00
EAST TIMOR	194,521	278,082	42.96	2,511,586	3,218,413	28.14
UNITED STATES	2,610,174	2,895,690	10.94	9,334,863	8,390,170	-10.12
CANADA	1,713	2,506	46.29	31,296	44,734	42.94
HONDURAS	18,000	19,800	10.00	135,685	82,368	-39.29
NICARAGUA	18,026	38,025	110.95	92,885	205,967	121.74
PANAMA	0	7,175	-	0	28,700	-
CHILE	2,100	0	-100.00	23,700	0	-100.00
ARGENTINA	617	110	-82.17	6,008	3,452	-42.54
BRAZIL	218,358	173,269	-20.65	1,212,033	1,290,973	6.51
BOLIVIA	5,178	0	-100.00	59,750	0	-100.00
PARAGUAY	242,920	1,015,559	318.06	2,679,631	4,700,474	75.41
PERU	0	249	-	0	1,173	-
TRINIDAD AND TOBAGO	0	45,239	-	0	174,086	-
BAHAMAS	0	268	-	0	5,750	-
PUERTO RICO	432,000	35,951	-91.68	839,265	107,853	-87.15
DOMINICAN REPUBLIC	102	29,496	28,817.65	666	110,902	16,551.95
ARUBA	143	120	-16.08	605	564	-6.78
UNITED KINGDOM	115,608	278,117	140.57	657,714	1,191,756	81.20
NETHERLANDS	221,408	1,450,662	555.20	1,533,210	7,794,358	408.37
FRANCE	618,109	272,127	-55.97	2,981,850	1,185,355	-60.25
GERMANY, FED. REP. OF	670,626	2,037,760	203.86	4,142,584	9,648,181	132.90
AUSTRIA	793	418	-47.29	12,900	6,959	-46.05
BELGIUM	1,192,941	2,021,310	69.44	7,581,184	11,446,340	50.98
SWITZERLAND	7,712	19,755	156.16	26,360	93,063	253.05
DENMARK	122,598	175,568	43.21	1,119,988	1,540,764	37.57
SWEDEN	67,795	9,600	-85.84	366,948	60,480	-83.52
IRELAND	0	207,600	-	0	856,116	-
ITALY	57,729	82,032	42.10	134,500	101,574	-24.48
SPAIN	21,316	234,017	997.85	304,567	872,351	186.42
PORTUGAL	0	4,679	-	0	68,000	-
HUNGARY	39,467	1,452	-96.32	232,526	24,266	-89.56
POLAND	159,998	89,078	-44.33	924,083	348,811	-62.25
ROMANIA	61,048	1,100	-98.20	361,764	17,000	-95.30
BELARUS	40,002	0	-100.00	34,802	0	-100.00
UKRAINE	35,340	0	-100.00	117,217	0	-100.00
UZBEKISTAN	0	39,600	-	0	144,540	-
LITHUANIA	0	48,005	-	0	1,348,065	-
GEORGIA	0	263	-	0	9,542	-
CZECH REPUBLIC	2,244	1,651	-26.43	20,693	23,070	11.49
RUSSIA FEDERATION	496,262	1,168,751	135.51	1,220,669	2,952,499	141.88
<b>-DAGING TERNAK</b>	<b>2,295,652</b>	<b>2,308,608</b>	<b>0.56</b>	<b>9,702,147</b>	<b>10,514,125</b>	<b>8.37</b>
JAPAN	1,403	1,804	28.58	27,413	14,173	-48.30
HONG KONG	166,628	95,763	-42.53	140,678	79,999	-43.13
KOREA, REPUBLIC OF	8,591	39,694	362.04	40,250	125,635	212.14
TAIWAN	5,700	187	-96.72	3,192	38	-98.81
CHINA	58,201	86,978	49.44	47,329	226,226	377.99
SINGAPORE	1,602	0	-100.00	5,242	0	-100.00
PHILIPPINES	0	129	-	0	579	-
MALAYSIA	21,830	19,370	-11.27	21,003	17,083	-18.66
MYANMAR (FORM. BURMA)	0	100	-	0	100	-
VIET NAM	4,800	18,964	295.08	4,800	16,119	235.81



TABEL 5. PERKEMBANGAN EKSPOR INDONESIA MENURUT KOMODITI DAN NEGARA TUJUAN

JENIS BARANG	BERAT BERSIH (KG)		PERUB %	NILAI FOB (US \$)		PERUB %
	JAN-JUN 2009	JAN-JUN 2010		JAN-JUN 2009	JAN-JUN 2010	
(1)	(2)	(3)	(4)	(5)	(6)	(7)
INDIA	0	150	-	0	150	-
UNITED ARAB EMIRATES	0	103	-	0	55	-
MICRONESIA, FEDERATED STATI	397	0	-100.00	624	0	-100.00
EAST TIMOR	0	925	-	0	222	-
UNITED STATES	0	18,036	-	0	75,597	-
CANADA	20,244	19,800	-2.19	114,510	116,790	1.99
UNITED KINGDOM	6,674	0	-100.00	46,587	0	-100.00
NETHERLANDS	17,250	0	-100.00	70,225	0	-100.00
FRANCE	339,077	470,936	38.89	1,677,409	2,615,040	55.90
BELGIUM	1,620,943	1,506,493	-7.06	7,398,601	7,071,736	-4.42
SWITZERLAND	22,312	22,987	3.03	104,284	123,446	18.37
SPAIN	0	6,189	-	0	31,137	-
<b>-DAGING UNGGAS</b>	<b>14</b>	<b>182,107</b>	<b>1,300,664.29</b>	<b>1,200</b>	<b>109,095</b>	<b>8,991.25</b>
JAPAN	0	2	-	0	220	-
HONG KONG	0	27,000	-	0	13,500	-
CHINA	0	25,000	-	0	30,000	-
PHILIPPINES	0	85	-	0	10	-
VIET NAM	0	129,880	-	0	64,940	-
JORDAN	0	85	-	0	10	-
UNITED ARAB EMIRATES	0	55	-	0	415	-
UNITED STATES	14	0	-100.00	1,200	0	-100.00
<b>-IKAN OLAHAN</b>	<b>102,141,571</b>	<b>113,730,449</b>	<b>11.35</b>	<b>412,802,337</b>	<b>425,027,586</b>	<b>2.96</b>
JAPAN	16,714,958	18,622,068	11.41	77,012,389	79,394,226	3.09
HONG KONG	783,322	795,566	1.56	5,319,631	6,649,489	25.00
KOREA, REPUBLIC OF	4,830,175	5,352,480	10.81	7,759,539	8,004,979	3.16
TAIWAN	1,760,725	4,487,694	154.88	1,948,512	4,594,804	135.81
CHINA	597,525	772,967	29.36	1,230,760	1,801,871	46.40
PAPUA NEW GUINEA	0	95,556	-	0	141,643	-
THAILAND	3,941,444	4,657,429	18.17	4,914,131	6,122,994	24.60
SINGAPORE	3,766,562	3,065,224	-18.62	7,621,876	7,457,282	-2.16
PHILIPPINES	140,637	247,388	75.91	114,492	441,682	285.78
MALAYSIA	2,598,741	4,308,102	65.78	3,924,982	7,429,836	89.30
BRUNEI DARUSSALAM	0	16,248	-	0	23,240	-
VIET NAM	438,120	1,343,563	206.67	751,172	2,679,058	256.65
MALDIVES	165	447	170.91	293	1,291	340.61
INDIA	7,326	9	-99.88	2,930	21	-99.28
PAKISTAN	47,656	0	-100.00	112,628	0	-100.00
SRI LANKA	2,451,747	2,835,932	15.67	2,459,083	2,928,369	19.08
IRAN (ISLAMIC REPUBLIC OF)	321	129,999	40,398.13	585	457,140	78,043.59
SAUDI ARABIA	2,164,940	2,030,661	-6.20	8,784,775	7,752,038	-11.76
ISRAEL	61,776	103,860	68.12	220,403	257,482	16.82
KUWAIT	74,431	158,504	112.95	213,805	571,540	167.32
JORDAN	999,682	1,450,358	45.08	3,189,606	4,469,076	40.11
LEBANON	7,803	36,631	369.45	25,520	103,687	306.30
YEMEN	1,405,463	634,824	-54.83	4,229,806	1,710,629	-59.56
SYRIA ARAB REPUBLIC	171,189	45,288	-73.55	385,085	127,500	-66.89
TURKEY	368	175	-52.45	741	1,072	44.67
UNITED ARAB EMIRATES	70,164	299,779	327.25	472,828	979,888	107.24
QATAR	1,474	63,934	4,237.45	4,303	96,840	2,150.52
CYPRUS	6,311	1,547	-75.49	19,368	3,800	-80.38
EGYPT	591,671	558,910	-5.54	1,827,604	1,403,986	-23.18
LIBYAN ARAB JAMAHIRIYA	1,646,750	1,132,265	-31.24	5,797,440	3,298,521	-43.10
MOROCCO	95,748	15,080	-84.25	150,655	32,860	-78.19
ALGERIA	98,980	104,000	5.07	248,382	258,900	4.23
NAMIBIA	0	513,453	-	0	552,580	-
TANZANIA, UNITED REPUBLIC OF	68,944	208,018	201.72	80,920	280,320	246.42
MADAGASCAR	16,153	15,436	-4.44	28,155	27,633	-1.85
KENYA	0	15,096	-	0	45,000	-
REUNION	55,051	47,082	-14.48	284,884	242,287	-14.95
MOZAMBIQUE	110,850	0	-100.00	140,938	0	-100.00
BOTSWANA	15,500	86,078	455.34	20,500	109,730	435.27
EQUATORIAL GUINEA	93,000	212,250	128.23	159,800	502,100	214.21
TOGO	121,560	127,693	5.05	249,620	208,148	-16.61
GHANA	1,260,334	2,225,565	76.59	1,886,611	3,686,996	95.43
LIBERIA	80,408	64,000	-20.41	120,981	116,200	-3.95
ANGOLA	758,659	742,334	-2.15	825,258	842,351	2.07
CONGO	118,500	265,500	124.05	264,832	530,865	100.45
CAMEROON	594,864	343,999	-42.17	1,022,228	779,744	-23.72
NIGERIA	265,459	494,498	86.28	538,824	1,050,319	94.93
GABON	74,318	117,674	58.34	131,735	213,510	62.08
COTE D'IVOIRE	138,744	470,164	238.87	239,386	802,984	235.43
SENEGAL	0	10,639	-	0	22,916	-
MAURITANIA	0	17,500	-	0	42,000	-
MALI	0	35,000	-	0	84,000	-
BENIN	18,000	290,795	1,515.53	45,360	618,392	1,263.30
GUINEA BISSAU	0	17,500	-	0	43,820	-

TABEL 5. PERKEMBANGAN EKSPOR INDONESIA MENURUT KOMODITI DAN NEGARA TUJUAN

JENIS BARANG	BERAT BERSIH (KG)		PERUB	NILAI FOB (US \$)		PERUB
	JAN-JUN 2009	JAN-JUN 2010	%	JAN-JUN 2009	JAN-JUN 2010	%
(1)	(2)	(3)	(4)	(5)	(6)	(7)
GAMBIA	37,800	35,299	-6.62	75,600	84,960	12.38
SOUTH AFRICA	615,988	720,506	16.97	1,212,705	994,941	-17.96
ZIMBABWE	46,499	92,999	100.00	81,922	159,240	94.38
MALAWI	123,998	0	-100.00	163,000	0	-100.00
COMOROS	18,000	18,000	0.00	46,080	43,632	-5.31
MAURITIUS	16,278	107,174	558.40	34,266	266,760	678.50
AUSTRALIA	1,294,462	1,333,218	2.99	8,153,896	8,880,933	8.92
NEW ZEALAND	25,541	95,043	272.12	87,261	148,038	69.65
GUAM	0	54,000	-	0	71,280	-
NEW CALEDONIA	1,065	98	-90.80	3,678	180	-95.11
VANUATU	17,799	0	-100.00	19,115	0	-100.00
AMERICAN SAMOA	0	15,096	-	0	56,440	-
SAMOA	215,322	353,124	64.00	231,948	396,990	71.15
SOLOMON ISLANDS	0	81,573	-	0	131,154	-
EAST TIMOR	556,213	403,282	-27.50	745,410	767,259	2.93
UNITED STATES	31,968,945	32,778,840	2.53	188,164,767	186,596,524	-0.83
CANADA	504,591	663,815	31.56	2,639,340	3,950,040	49.66
MEXICO	349,676	242,246	-30.72	1,168,792	825,239	-29.39
CHILE	17,289	0	-100.00	25,425	0	-100.00
COLOMBIA	0	25,000	-	0	26,150	-
TRINIDAD AND TOBAGO	100,000	780,000	680.00	108,696	812,504	647.50
BAHAMAS	18,831	87,768	366.08	41,171	169,883	312.63
PUERTO RICO	333,735	201,210	-39.71	2,062,780	1,437,304	-30.32
DOMINICAN REPUBLIC	62,176	158,193	154.43	67,081	539,580	704.37
HAITI	0	34,884	-	0	50,040	-
MARTINIQUE	46,967	53,864	14.68	167,148	206,260	23.40
NETHERLANDS ANTILLES	22,880	0	-100.00	139,620	0	-100.00
GUADELOUPE	0	19,541	-	0	33,601	-
UNITED KINGDOM	1,888,719	1,789,727	-5.24	9,789,127	9,018,334	-7.87
NETHERLANDS	3,139,660	2,587,385	-17.59	15,121,546	16,245,905	7.44
FRANCE	707,438	796,640	12.61	2,114,795	1,529,424	-27.68
GERMANY, FED. REP. OF	6,292,307	4,852,970	-22.87	19,415,890	12,064,128	-37.86
AUSTRIA	823	2,623	218.71	1,231	8,333	576.93
BELGIUM	1,861,453	1,708,918	-8.19	9,410,366	9,357,209	-0.56
SWITZERLAND	414	18,048	4,259.42	1,887	44,800	2,274.14
DENMARK	16,221	71,491	340.73	36,805	411,997	1,019.40
NORWAY	609	0	-100.00	907	0	-100.00
SWEDEN	27,690	31,239	12.82	229,458	220,590	-3.86
FINLAND	0	8,500	-	0	30,400	-
IRELAND	17,567	0	-100.00	37,825	0	-100.00
ITALY	459,383	410,349	-10.67	1,594,098	1,372,311	-13.91
SPAIN	52,490	50,082	-4.59	237,218	232,168	-2.13
PORTUGAL	60,000	53,938	-10.10	217,200	139,570	-35.74
GREECE	43,176	14,412	-66.62	160,756	73,315	-54.39
DEMOCRATIC REPUBLIC OF THE	1,209,002	1,711,721	41.58	1,770,460	3,072,075	73.52
HUNGARY	883	0	-100.00	1,597	0	-100.00
POLAND	22,786	136,361	498.44	104,375	317,725	204.41
ROMANIA	0	16,316	-	0	27,805	-
BULGARIA	174,300	117,166	-32.78	571,480	286,353	-49.89
YUGOSLAVIA	0	10,000	-	0	15,000	-
ALBANIA	30,690	123,345	301.91	82,980	333,796	302.26
UKRAINE	1,612	98,027	5,981.08	5,410	184,771	3,315.36
LITHUANIA	8,471	0	-100.00	113,659	0	-100.00
CROATIA	97,462	91,426	-6.19	334,885	213,181	-36.34
MALTA	14,580	0	-100.00	42,165	0	-100.00
SLOVENIA	155,893	31,714	-79.66	436,914	82,666	-81.08
CZECH REPUBLIC	14,187	13,873	-2.21	89,711	82,664	-7.86
RUSSIA FEDERATION	183,182	942,643	414.59	656,535	3,016,495	359.46
<b>-BERAS GILING</b>	<b>2,059,879</b>	<b>119,561</b>	<b>-94.20</b>	<b>1,509,233</b>	<b>135,718</b>	<b>-91.01</b>
HONG KONG	207	0	-100.00	313	0	-100.00
KOREA, REPUBLIC OF	25	0	-100.00	30	0	-100.00
TAIWAN	92,400	0	-100.00	64,680	0	-100.00
CHINA	16	0	-100.00	1	0	-100.00
SINGAPORE	155,000	100,500	-35.16	106,209	110,270	3.82
MALAYSIA	9,163	18,998	107.33	2,798	25,380	807.08
SAUDI ARABIA	1,278	0	-100.00	810	0	-100.00
SYRIA ARAB REPUBLIC	230,000	0	-100.00	138,000	0	-100.00
TURKEY	1,100,000	0	-100.00	862,800	0	-100.00
KENYA	45,000	0	-100.00	21,645	0	-100.00
AUSTRALIA	63,005	0	-100.00	47,716	0	-100.00
NEW ZEALAND	163,660	0	-100.00	132,073	0	-100.00
PUERTO RICO	200,000	0	-100.00	132,000	0	-100.00
GERMANY, FED. REP. OF	0	63	-	0	68	-
ITALY	125	0	-100.00	158	0	-100.00
<b>-KOPI OLAHAN</b>	<b>56,691</b>	<b>19,833</b>	<b>-65.02</b>	<b>171,166</b>	<b>53,101</b>	<b>-68.98</b>
JAPAN	38	6,000	15,689.47	866	31,400	3,525.87

TABEL 5. PERKEMBANGAN EKSPOR INDONESIA MENURUT KOMODITI DAN NEGARA TUJUAN

JENIS BARANG	BERAT BERSIH (KG)		PERUB	NILAI FOB (US \$)		PERUB
	JAN-JUN 2009	JAN-JUN 2010	%	JAN-JUN 2009	JAN-JUN 2010	%
(1)	(2)	(3)	(4)	(5)	(6)	(7)
SINGAPORE	54,000	0	-100.00	166,250	0	-100.00
MALAYSIA	2,605	8,634	231.44	3,882	13,796	255.38
KIRIBATI	0	5,199	-	0	7,905	-
UNITED STATES	48	0	-100.00	168	0	-100.00
<b>-TEH OLAHAN</b>	<b>4,034,566</b>	<b>4,447,926</b>	<b>10.25</b>	<b>11,448,052</b>	<b>16,126,797</b>	<b>40.87</b>
JAPAN	95,677	56,846	-40.59	265,379	228,102	-14.05
HONG KONG	2,640	307	-88.37	6,303	666	-89.43
KOREA, REPUBLIC OF	522	6,688	1,181.23	1,538	3,465	125.29
TAIWAN	281,303	410,263	45.84	650,099	1,008,311	55.10
CHINA	87,900	1,400	-98.41	86,325	35,000	-59.46
MONGOLIA	12,112	14,762	21.88	63,885	94,615	48.10
THAILAND	24,399	11,953	-51.01	52,321	75,666	44.62
SINGAPORE	265,191	226,123	-14.73	935,733	1,047,074	11.90
PHILIPPINES	25,064	42,272	68.66	178,117	292,968	64.48
MALAYSIA	558,179	869,118	55.71	1,716,896	3,048,211	77.54
CAMBODIA	479	480	0.21	2,548	3,004	17.90
VIET NAM	117,872	154,509	31.08	558,991	926,737	65.79
INDIA	59,187	0	-100.00	84,508	0	-100.00
PAKISTAN	397,791	309,855	-22.11	752,693	668,134	-11.23
AFGHANISTAN	12,839	58,875	358.56	17,910	84,855	373.79
IRAN (ISLAMIC REPUBLIC OF)	89,340	88,740	-0.67	134,524	234,036	73.97
SAUDI ARABIA	23,827	36,097	51.50	145,233	197,463	35.96
TURKEY	10,000	30,000	200.00	12,500	45,600	264.80
UNITED ARAB EMIRATES	27,177	58,285	114.46	37,128	89,330	140.60
QATAR	1,553	0	-100.00	549	0	-100.00
EGYPT	30,000	12,140	-59.53	36,100	37,869	4.90
AUSTRALIA	948,319	1,166,999	23.06	3,619,059	5,438,986	50.29
NEW ZEALAND	280,624	354,257	26.24	926,157	1,487,800	60.64
NEW CALEDONIA	0	583	-	0	1,887	-
AMERICAN SAMOA	0	479	-	0	460	-
EAST TIMOR	9,761	16,215	66.12	14,331	24,746	72.67
UNITED STATES	12,441	4,434	-64.36	39,279	6,937	-82.34
CANADA	438	0	-100.00	1,452	0	-100.00
SURINAME	3,240	0	-100.00	16,884	0	-100.00
CHILE	10,000	0	-100.00	13,500	0	-100.00
BRAZIL	815	0	-100.00	32,330	0	-100.00
UNITED KINGDOM	231,758	109,999	-52.54	407,928	171,560	-57.94
NETHERLANDS	17,973	19,600	9.05	23,355	31,300	34.02
FRANCE	0	1,126	-	0	1,142	-
GERMANY, FED. REP. OF	201,611	190,996	-5.27	241,156	313,183	29.87
AUSTRIA	764	314	-58.90	1,475	261	-82.31
SWITZERLAND	20,196	16,020	-20.68	58,651	48,249	-17.74
ITALY	0	274	-	0	372	-
POLAND	103,798	111,997	7.90	166,214	364,640	119.38
KYRGYZSTAN	0	23,920	-	0	51,428	-
RUSSIA FEDERATION	69,776	42,000	-39.81	147,001	62,740	-57.32
<b>-GULA PASIR</b>	<b>348,293</b>	<b>234,739</b>	<b>-32.60</b>	<b>268,450</b>	<b>426,975</b>	<b>59.05</b>
JAPAN	20,400	0	-100.00	14,056	0	-100.00
HONG KONG	10,327	15,033	45.57	17,269	29,394	70.21
KOREA, REPUBLIC OF	255	482	89.02	753	2,635	249.93
TAIWAN	303	619	104.29	326	696	113.50
SINGAPORE	49,092	22,553	-54.06	20,641	13,107	-36.50
MALAYSIA	156,986	38,829	-75.27	31,468	27,821	-11.59
SAUDI ARABIA	5,105	4,626	-9.38	6,800	3,332	-51.00
SOUTH AFRICA	0	22	-	0	82	-
AUSTRALIA	13,319	7,018	-47.31	33,943	18,949	-44.17
AMERICAN SAMOA	0	31,770	-	0	71,607	-
EAST TIMOR	0	306	-	0	194	-
UNITED STATES	16,119	47,197	192.80	64,625	179,419	177.63
CANADA	75,610	61,355	-18.85	75,944	69,293	-8.76
NETHERLANDS	777	1,473	89.58	2,625	3,880	47.81
BELGIUM	0	3,456	-	0	6,566	-
<b>-GULA LAINNYA</b>	<b>7,875,375</b>	<b>7,418,635</b>	<b>-5.80</b>	<b>5,143,477</b>	<b>5,644,322</b>	<b>9.74</b>
JAPAN	3,508	1	-99.97	4,842	1,200	-75.22
HONG KONG	16,517	16,845	1.99	15,935	19,221	20.62
KOREA, REPUBLIC OF	202,780	241,509	19.10	212,275	218,018	2.71
TAIWAN	0	6,690	-	0	13,450	-
CHINA	1,644	4,331	163.44	2,137	29,389	1,275.25
PAPUA NEW GUINEA	4,727	0	-100.00	2,805	0	-100.00
THAILAND	28,000	55,200	97.14	29,099	22,973	-21.05
SINGAPORE	542,193	626,968	15.64	504,623	592,975	17.51
PHILIPPINES	30	394,948	1,316,393.33	2,534	592,305	23,274.31
MALAYSIA	222,192	184,383	-17.02	196,129	204,504	4.27
BRUNEI DARUSSALAM	0	1,037	-	0	3,956	-
VIET NAM	1,943,919	1,100,098	-43.41	945,940	523,651	-44.64

TABEL 5. PERKEMBANGAN EKSPOR INDONESIA MENURUT KOMODITI DAN NEGARA TUJUAN

JENIS BARANG	BERAT BERSIH (KG)		PERUB	NILAI FOB (US \$)		PERUB
	JAN-JUN 2009	JAN-JUN 2010	%	JAN-JUN 2009	JAN-JUN 2010	%
	(1)	(2)	(3)	(4)	(5)	(6)
MALDIVES	864	2,140	147.69	1,853	4,618	149.22
INDIA	5,028	231,916	4,512.49	9,026	152,187	1,586.10
PAKISTAN	2,500	2,477	-0.92	1,925	2,676	39.01
BANGLADESH	40,600	0	-100.00	18,035	0	-100.00
IRAN (ISLAMIC REPUBLIC OF)	204,000	0	-100.00	75,020	0	-100.00
SAUDI ARABIA	5,967	0	-100.00	4,780	0	-100.00
ISRAEL	118,326	76,110	-35.68	74,321	59,668	-19.72
JORDAN	203	0	-100.00	1,727	0	-100.00
YEMEN	0	559	-	0	708	-
TURKEY	55,500	0	-100.00	30,038	0	-100.00
UNITED ARAB EMIRATES	0	124	-	0	486	-
KENYA	24,000	0	-100.00	9,840	0	-100.00
TOGO	96,000	0	-100.00	39,920	0	-100.00
BENIN	1,958	0	-100.00	675	0	-100.00
SEYCHELLES	303	0	-100.00	680	0	-100.00
SOUTH AFRICA	118,300	352,600	198.06	50,798	160,490	215.94
AUSTRALIA	75,307	103,301	37.17	59,678	82,486	38.22
NEW ZEALAND	265,747	149,998	-43.56	163,706	103,464	-36.80
VANUATU	0	465	-	0	262	-
COOK ISLANDS	3,435	0	-100.00	4,598	0	-100.00
FIJI	0	24,000	-	0	12,960	-
EAST TIMOR	5,445	24,817	355.78	9,140	42,377	363.64
UNITED STATES	2,873,856	3,329,536	15.86	2,014,006	2,410,904	19.71
CANADA	135,328	198,703	46.83	80,093	174,984	118.48
GUATEMALA	48,000	0	-100.00	21,292	0	-100.00
SURINAME	0	229	-	0	705	-
BRAZIL	18,500	0	-100.00	9,138	0	-100.00
UNITED KINGDOM	30,750	35,500	15.45	20,197	23,511	16.41
NETHERLANDS	421,734	64,152	-84.79	298,839	54,917	-81.62
GERMANY, FED. REP. OF	39	50	28.21	156	10	-93.59
BELGIUM	0	16,000	-	0	33,360	-
NORWAY	280,149	173,948	-37.91	173,927	101,907	-41.41
FINLAND	207	0	-100.00	1,840	0	-100.00
ITALY	280	0	-100.00	60	0	-100.00
SPAIN	16,489	0	-100.00	8,700	0	-100.00
PORTUGAL	61,050	0	-100.00	43,150	0	-100.00
<b>-MAKANAN OLAHAN LAINNYA</b>	<b>168,060,238</b>	<b>224,695,051</b>	<b>33.70</b>	<b>360,181,071</b>	<b>516,178,821</b>	<b>43.31</b>
JAPAN	2,838,137	2,665,960	-6.07	10,363,291	9,066,834	-12.51
HONG KONG	4,804,354	5,331,305	10.97	28,216,438	31,147,433	10.39
KOREA, DEMOCRATIC PEOPLE'S	12,042	19,104	58.64	12,711	26,065	105.06
KOREA, REPUBLIC OF	2,749,164	3,792,464	37.95	4,690,383	5,114,059	9.03
TAIWAN	9,612,274	8,643,697	-10.08	15,114,603	15,095,697	-0.13
CHINA	2,486,241	3,982,816	60.19	5,414,222	12,585,122	132.45
MONGOLIA	0	37,936	-	0	66,922	-
MACAU	21,847	231	-98.94	153,869	206,512	34.21
PAPUA NEW GUINEA	1,805,452	1,917,255	6.19	5,026,286	5,405,443	7.54
THAILAND	7,006,437	6,349,218	-9.38	14,945,372	14,957,535	0.08
SINGAPORE	7,126,316	6,787,297	-4.76	51,319,928	61,118,439	19.09
PHILIPPINES	20,970,069	43,633,022	108.07	36,745,556	95,429,479	159.70
MALAYSIA	30,397,616	44,741,324	47.19	41,376,934	64,290,154	55.38
MYANMAR (FORM. BURMA)	66,695	102,670	53.94	181,587	227,195	25.12
CAMBODIA	98,936	168,988	70.81	616,403	987,185	60.15
BRUNEI DARUSSALAM	1,690,102	1,957,105	15.80	2,892,635	4,123,247	42.54
LAO PEOPLE'S DEMOCRATIC RE	6,000	82	-98.63	17,025	333	-98.04
NEPAL	0	10,926	-	0	17,137	-
VIET NAM	5,870,255	8,531,050	45.33	13,435,042	21,857,502	62.69
MALDIVES	484,401	434,515	-10.30	831,745	647,606	-22.14
INDIA	944,119	1,468,642	55.56	1,543,274	2,101,153	36.15
PAKISTAN	513,705	7,731,129	1,404.97	1,640,097	10,599,822	546.29
BANGLADESH	414,056	193,440	-53.28	784,964	425,445	-45.80
SRI LANKA	115,978	152,679	31.64	152,950	240,722	57.39
AFGHANISTAN	103,816	145,383	40.04	424,616	572,823	34.90
IRAQ	20,088	0	-100.00	27,551	0	-100.00
IRAN (ISLAMIC REPUBLIC OF)	33,098	52,279	57.95	94,251	116,826	23.95
SAUDI ARABIA	8,701,920	9,802,193	12.64	23,841,487	27,484,508	15.28
ISRAEL	730,613	554,668	-24.08	947,769	1,049,578	10.74
KUWAIT	321,053	447,503	39.39	812,207	807,626	-0.56
JORDAN	1,374,094	1,163,448	-15.33	2,610,373	2,900,746	11.12
LEBANON	345,830	410,782	18.78	700,643	1,003,479	43.22
YEMEN	394,508	760,843	92.86	717,063	1,653,169	130.55
OMAN	87,893	96,400	9.68	198,879	254,089	27.76
SYRIA ARAB REPUBLIC	124,939	205,496	64.48	141,779	407,621	187.50
TURKEY	122,373	607,086	396.09	132,110	824,554	524.14
UNITED ARAB EMIRATES	3,096,588	2,446,843	-20.98	6,129,273	5,490,298	-10.42
QATAR	200,499	165,438	-17.49	358,045	225,721	-36.96
BAHRAIN	331,006	421,079	27.21	528,104	713,657	35.14
CYPRUS	17,848	16,834	-5.68	26,982	27,007	0.09

TABEL 5. PERKEMBANGAN EKSPOR INDONESIA MENURUT KOMODITI DAN NEGARA TUJUAN

JENIS BARANG	BERAT BERSIH (KG)		PERUB	NILAI FOB (US \$)		PERUB
	JAN-JUN 2009	JAN-JUN 2010	%	JAN-JUN 2009	JAN-JUN 2010	%
	(1)	(2)	(3)	(4)	(5)	(6)
EGYPT	357,342	382,167	6.95	621,785	753,724	21.22
LIBYAN ARAB JAMAHIRIYA	28,018	110,895	295.80	143,867	245,371	70.55
MOROCCO	204,436	33,526	-83.60	140,304	19,202	-86.31
TUNISIA	0	11,750	-	0	22,853	-
ALGERIA	4,712	68,309	1,349.68	13,974	79,126	466.24
SUDAN	86	31	-63.95	375	193	-48.53
ERITREA	19,083	9,540	-50.01	79,470	39,750	-49.98
NAMIBIA	5,769	1,037	-82.02	4,808	6,489	34.96
ETHIOPIA	5,183	5,460	5.34	62,626	18,200	-70.94
TANZANIA, UNITED REPUBLIC OF	18,837	16,052	-14.78	20,714	14,762	-28.73
MADAGASCAR	195,821	657,276	235.65	222,267	768,465	245.74
KENYA	232,693	248,276	6.70	440,625	417,143	-5.33
REUNION	0	4,997	-	0	6,247	-
MOZAMBIQUE	0	9,937	-	0	17,089	-
TOGO	16,836	267,513	1,488.93	80,185	650,156	710.82
GHANA	317,840	266,723	-16.08	555,586	457,103	-17.73
LIBERIA	0	9,600	-	0	40,000	-
GUINEA	122,160	82,118	-32.78	418,075	188,456	-54.92
ANGOLA	135,849	122,453	-9.86	311,540	214,446	-31.17
CONGO	18,455	17	-99.91	10,528	20	-99.81
CAMEROON	24,988	17,541	-29.80	45,782	34,154	-25.40
NIGERIA	3,061,400	2,320,643	-24.20	6,384,984	10,911,982	70.90
SIERRA LEONE	7,948	21,456	169.95	33,120	85,280	157.49
GABON	20,982	23,220	10.67	17,651	37,579	112.90
COTE D'IVOIRE	10,000	1,046	-89.54	195,782	7,144	-96.35
SENEGAL	30,449	17,109	-43.81	225,964	50,975	-77.44
MAURITANIA	8,249	22,200	169.12	25,144	92,500	267.88
MALI	391	34,956	8,840.15	775	269,847	34,718.97
BENIN	97,195	248,559	155.73	141,589	459,324	224.41
GUINEA BISSAU	0	4	-	0	24	-
GAMBIA	22,607	88,680	292.27	90,590	369,500	307.88
SEYCHELLES	41,088	34,001	-17.25	104,596	114,111	9.10
UGANDA	9,829	2,916	-70.33	20,018	10,818	-45.96
DJIBOUTI	7,198	6,982	-3.00	29,411	33,909	15.29
SAO TOME AND PRINCIPE	4,995	3,811	-23.70	9,277	5,400	-41.79
SOUTH AFRICA	671,621	1,571,390	133.97	1,073,475	2,561,027	138.57
ZIMBABWE	5,578	12,826	129.94	8,235	19,439	136.05
MALAWI	0	10,052	-	0	23,599	-
COMOROS	0	1,251	-	0	3,142	-
MAURITIUS	309,254	407,487	31.76	607,461	784,561	29.15
VIRGIN ISLANDS (BRITISH)	0	688	-	0	3,420	-
AUSTRALIA	8,287,326	9,749,483	17.64	15,419,156	23,245,765	50.76
NEW ZEALAND	1,598,230	1,384,055	-13.40	2,996,928	2,878,457	-3.95
MICRONESIA, FEDERATED STATI	24,157	12,210	-49.46	51,891	32,127	-38.09
GUAM	4,485	5,860	30.66	42,375	63,337	49.47
NAURU	5,674	27,240	380.08	9,568	61,589	543.70
NEW CALEDONIA	73,953	105,526	42.69	157,641	205,472	30.34
NORTHERN MARIANA ISLANDS	10,880	20,890	92.00	31,665	49,086	55.02
VANUATU	41,740	85,569	105.00	65,043	138,992	113.69
AMERICAN SAMOA	57,747	20,137	-65.13	84,694	38,837	-54.14
COOK ISLANDS	24,457	17,041	-30.32	36,437	34,543	-5.20
FIJI	221,681	373,397	68.44	428,457	718,625	67.72
KIRIBATI	19,229	28,441	47.91	43,063	57,817	34.26
MARSHALL ISLANDS	7,035	7,546	7.26	13,754	20,043	45.72
SAMOA	64,279	108,227	68.37	128,102	221,298	72.75
SOLOMON ISLANDS	372,199	485,207	30.36	705,210	854,785	21.21
TONGA	292,651	351,526	20.12	397,503	447,498	12.58
TUVALU	14,250	6,888	-51.66	25,547	14,572	-42.96
EAST TIMOR	6,158,057	7,506,048	21.89	6,954,048	8,822,339	26.87
UNITED STATES	12,093,727	11,411,152	-5.64	23,181,201	26,781,445	15.53
CANADA	1,133,269	960,972	-15.20	2,110,456	2,721,479	28.95
MEXICO	480,237	663,571	38.18	938,085	1,197,146	27.62
GUATEMALA	6,505	0	-100.00	8,400	0	-100.00
PANAMA	6,750	4,208	-37.66	12,500	16,940	35.52
CUBA	3,718	0	-100.00	5,473	0	-100.00
SURINAME	71,830	78,276	8.97	132,940	153,548	15.50
CHILE	4,903	36,510	644.65	16,689	231,851	1,289.24
VENEZUELA	51,000	244,060	378.55	33,150	107,260	223.56
ARGENTINA	13,965	10,000	-28.39	31,315	10,600	-66.15
BRAZIL	552,172	639,788	15.87	211,991	414,907	95.72
COLOMBIA	20,697	23,301	12.58	55,457	90,990	64.07
URUGUAY	5,500	11,499	109.07	9,736	12,975	33.27
PERU	0	2,425	-	0	6,776	-
GUYANA	13,532	23,872	76.41	13,453	45,348	237.08
TRINIDAD AND TOBAGO	246	17,106	6,853.66	6,718	31,060	362.34
PUERTO RICO	616,269	868,147	40.87	840,754	1,182,616	40.66
DOMINICAN REPUBLIC	160,498	400,057	149.26	40,990	173,742	323.86
COSTA RICA	24,000	24,000	0.00	17,160	27,600	60.84

TABEL 5. PERKEMBANGAN EKSPOR INDONESIA MENURUT KOMODITI DAN NEGARA TUJUAN

JENIS BARANG	BERAT BERSIH (KG)		PERUB	NILAI FOB (US \$)		PERUB
	JAN-JUN 2009	JAN-JUN 2010	%	JAN-JUN 2009	JAN-JUN 2010	%
	(1)	(2)	(3)	(4)	(5)	(6)
HAITI	13,679	0	-100.00	17,480	0	-100.00
BARBADOS	5,559	0	-100.00	14,401	0	-100.00
DOMINICA	34,000	0	-100.00	10,000	0	-100.00
FRENCH POLYNESIA	33,004	38,650	17.11	102,937	111,268	8.09
NETHERLANDS ANTILLES	132	3,035	2,199.24	1,076	6,709	523.51
GUADELOUPE	0	20	-	0	16	-
UNITED KINGDOM	882,642	774,168	-12.29	2,383,487	2,180,141	-8.53
NETHERLANDS	8,135,189	9,130,976	12.24	9,141,851	12,077,452	32.11
FRANCE	85,423	81,133	-5.02	165,727	176,644	6.59
GERMANY, FED. REP. OF	609,283	791,637	29.93	1,958,344	2,129,145	8.72
AUSTRIA	61,454	24,046	-60.87	318,219	142,157	-55.33
BELGIUM	232,152	229,487	-1.15	822,645	556,823	-32.31
SWITZERLAND	12,378	5,995	-51.57	36,995	9,864	-73.34
DENMARK	300	0	-100.00	44,198	0	-100.00
NORWAY	49,465	23,852	-51.78	98,124	47,132	-51.97
SWEDEN	213,370	264,259	23.85	210,248	328,388	56.19
FINLAND	71,106	2,154,098	2,929.42	102,915	3,361,882	3,166.66
IRELAND	12,123	5,327	-56.06	34,396	8,417	-75.53
ITALY	104,542	180,066	72.24	590,106	862,104	46.09
SPAIN	1,515,499	1,007,930	-33.49	1,398,188	1,523,819	8.99
PORTUGAL	191,584	298,892	56.01	149,076	408,149	173.79
MONTSERRAT	3,130	0	-100.00	4,455	0	-100.00
GREECE	9,277	18,712	101.70	57,670	64,895	12.53
DEMOCRATIC REPUBLIC OF THE	12,803	46,323	261.81	19,780	83,946	324.40
POLAND	96,527	67,909	-29.65	322,143	357,777	11.06
ROMANIA	36,748	63,919	73.94	9,834	24,996	154.18
BULGARIA	38,434	98,860	157.22	98,412	202,338	105.60
YUGOSLAVIA	0	6,562	-	0	32,775	-
ARMENIA	5,002	7,889	57.72	10,753	22,713	111.22
BELARUS	8,928	10,973	22.91	21,452	21,815	1.69
KAZAKHSTAN	17,856	15,000	-15.99	42,904	19,125	-55.42
KYRGYZSTAN	3,744	0	-100.00	8,996	0	-100.00
UKRAINE	81,001	31,536	-61.07	87,813	37,966	-56.76
LITHUANIA	24,744	67,118	171.25	71,996	376,345	422.73
LATVIA	4,118	4,218	2.43	8,996	16,085	78.80
ESTONIA	37,700	25,000	-33.69	15,080	27,679	83.55
CROATIA	12,071	35,087	190.67	19,605	55,048	180.79
MALTA	170,467	90,244	-47.06	313,739	170,411	-45.68
SLOVAKIA	0	4,278	-	0	35,021	-
SLOVENIA	0	9,068	-	0	14,984	-
CZECH REPUBLIC	294,310	217,430	-26.12	405,438	394,412	-2.72
RUSSIA FEDERATION	346,392	43,494	-87.44	497,012	73,642	-85.18
<b>SEMEN</b>	<b>1,675,450,405</b>	<b>1,095,373,899</b>	<b>-34.62</b>	<b>65,642,080</b>	<b>40,684,932</b>	<b>-38.02</b>
JAPAN	3,610,050	230,399	-93.62	280,031	23,536	-91.60
HONG KONG	1,121,200	2,464,000	119.76	112,405	247,291	120.00
TAIWAN	8,440,320	10,138,000	20.11	670,200	891,795	33.06
PAPUA NEW GUINEA	0	1,265,456	-	0	86,491	-
THAILAND	10,902	605,255	5,451.78	1,000	279,084	27,808.40
SINGAPORE	5,703,794	176,063	-96.91	334,694	16,404	-95.10
PHILIPPINES	67,200	572,795	752.37	6,541	139,847	2,038.01
MALAYSIA	154,509,755	247,547,210	60.21	5,459,767	8,589,336	57.32
MYANMAR (FORM. BURMA)	0	71,518	-	0	8,238	-
BRUNEI DARUSSALAM	2,500,500	17,357,066	594.14	264,653	745,960	181.86
VIET NAM	90,000	1,163,000	1,192.22	9,372	118,719	1,166.74
MALDIVES	3,000,359	2,754,669	-8.19	136,950	153,815	12.31
INDIA	178,872,452	25,050,608	-86.00	5,597,952	733,857	-86.89
BANGLADESH	173,569,359	200,555,543	15.55	5,248,171	5,060,011	-3.59
SRI LANKA	366,812,711	137,197,937	-62.60	17,201,844	4,637,120	-73.04
UNITED ARAB EMIRATES	180,142,990	0	-100.00	5,787,994	0	-100.00
BAHRAIN	26,000,000	0	-100.00	835,380	0	-100.00
TANZANIA, UNITED REPUBLIC OF	42,022,187	0	-100.00	1,509,017	0	-100.00
MADAGASCAR	96,658,140	0	-100.00	4,185,588	0	-100.00
REUNION	625	0	-100.00	817	0	-100.00
EQUATORIAL GUINEA	21,000,000	20,000,000	-4.76	1,239,000	699,300	-43.56
TOGO	44,000,000	15,000,000	-65.91	1,413,720	524,475	-62.90
GHANA	40,000,000	130,000,000	225.00	1,285,200	4,545,450	253.68
BENIN	0	21,000,000	-	0	734,265	-
COMOROS	3,500,812	0	-100.00	192,545	0	-100.00
MAURITIUS	116,638,599	112,038,191	-3.94	4,868,237	4,089,375	-16.00
AUSTRALIA	135,948,477	81,710,763	-39.90	4,761,435	3,360,610	-29.42
NEW ZEALAND	2,280,000	2,000,000	-12.28	351,120	308,000	-12.28
NORTHERN MARIANA ISLANDS	34,830,524	0	-100.00	1,393,221	0	-100.00
VANUATU	0	2,811,996	-	0	152,992	-
EAST TIMOR	23,586,166	46,016,469	95.10	1,886,674	3,418,086	81.17
UNITED STATES	2,557	8,100,789	316,708.33	2,107	576,492	27,260.80
FRENCH POLYNESIA	10,498,000	9,265,997	-11.74	582,044	516,865	-11.20
NETHERLANDS	24,010	0	-100.00	7,456	0	-100.00

TABEL 5. PERKEMBANGAN EKSPOR INDONESIA MENURUT KOMODITI DAN NEGARA TUJUAN

JENIS BARANG	BERAT BERSIH (KG)		PERUB	NILAI FOB (US \$)		PERUB
	JAN-JUN 2009	JAN-JUN 2010	%	JAN-JUN 2009	JAN-JUN 2010	%
(1)	(2)	(3)	(4)	(5)	(6)	(7)
FRANCE	7,047	0	-100.00	5,388	0	-100.00
GERMANY, FED. REP. OF	36	0	-100.00	133	0	-100.00
BELGIUM	70	0	-100.00	5	0	-100.00
DENMARK	0	4,648	-	0	200	-
SPAIN	48	0	-100.00	25	0	-100.00
PORTUGAL	61	274,587	450,042.62	137	25,698	18,657.66
UKRAINE	0	940	-	0	1,620	-
SLOVAKIA	1,093	0	-100.00	11,215	0	-100.00
RUSSIA FEDERATION	361	0	-100.00	42	0	-100.00
<b>-DARI ROTAN</b>	<b>1,744,514</b>	<b>2,071,935</b>	<b>18.77</b>	<b>6,305,470</b>	<b>7,687,395</b>	<b>21.92</b>
JAPAN	145,020	169,254	16.71	787,370	824,051	4.66
HONG KONG	18	41	127.78	174	204	17.24
KOREA, REPUBLIC OF	173,819	238,889	37.44	458,668	593,101	29.31
TAIWAN	35,615	4,651	-86.94	98,066	12,779	-86.97
CHINA	0	21,020	-	0	52,963	-
PAPUA NEW GUINEA	1,127	0	-100.00	923	0	-100.00
THAILAND	985	857	-12.99	838	3,537	322.08
SINGAPORE	165	1,352	719.39	354	7,073	1,898.02
PHILIPPINES	88	0	-100.00	130	0	-100.00
MALAYSIA	8,648	1,956	-77.38	18,239	3,434	-81.17
BHUTAN	0	72	-	0	1,714	-
MALDIVES	769	2,478	222.24	4,920	29,798	505.65
INDIA	1,327	1,240	-6.56	1,812	2,018	11.37
SAUDI ARABIA	17,407	149	-99.14	46,899	588	-98.75
ISRAEL	65	0	-100.00	193	0	-100.00
KUWAIT	0	1,501	-	0	13,009	-
JORDAN	1,710	0	-100.00	1,541	0	-100.00
LEBANON	650	0	-100.00	1,831	0	-100.00
OMAN	35	0	-100.00	921	0	-100.00
TURKEY	5,189	2,755	-46.91	2,893	4,018	38.89
UNITED ARAB EMIRATES	5,018	1,501	-70.09	13,592	13,038	-4.08
EGYPT	19	0	-100.00	132	0	-100.00
NAMIBIA	41	0	-100.00	97	0	-100.00
REUNION	358	0	-100.00	517	0	-100.00
ANGOLA	857	0	-100.00	944	0	-100.00
SEYCHELLES	30,066	367	-98.78	50,072	600	-98.80
UGANDA	9	0	-100.00	46	0	-100.00
SOUTH AFRICA	1,595	8,745	448.28	2,352	35,071	1,391.11
MAURITIUS	119	0	-100.00	153	0	-100.00
VIRGIN ISLANDS (BRITISH)	92	0	-100.00	356	0	-100.00
AUSTRALIA	67,492	57,106	-15.39	157,830	146,056	-7.46
NEW ZEALAND	9,989	18,619	86.40	31,318	61,116	95.15
GUAM	0	4	-	0	48	-
NEW CALEDONIA	983	0	-100.00	1,694	0	-100.00
VANUATU	30	342	1,040.00	119	966	711.76
COOK ISLANDS	161	0	-100.00	521	0	-100.00
UNITED STATES	243,629	275,959	13.27	1,455,464	1,694,266	16.41
CANADA	5,988	6,787	13.34	26,497	13,759	-48.07
MEXICO	1,601	0	-100.00	14,443	0	-100.00
GUATEMALA	184	416	126.09	396	855	115.91
SURINAME	0	101	-	0	85	-
CHILE	113	45	-60.18	424	272	-35.85
VENEZUELA	4	0	-100.00	18	0	-100.00
ARGENTINA	43	648	1,406.98	53	1,048	1,877.36
BRAZIL	2,533	540	-78.68	7,648	589	-92.30
URUGUAY	15	0	-100.00	12	0	-100.00
PUERTO RICO	293	0	-100.00	991	0	-100.00
DOMINICAN REPUBLIC	3,915	0	-100.00	15,265	0	-100.00
COSTA RICA	0	983	-	0	1,608	-
ANGUILLA	222	0	-100.00	620	0	-100.00
FRENCH POLYNESIA	1,869	531	-71.59	2,707	1,323	-51.13
MARTINIQUE	416	0	-100.00	627	0	-100.00
SAINT LUCIA	312	0	-100.00	450	0	-100.00
GUADELOUPE	341	0	-100.00	330	0	-100.00
UNITED KINGDOM	57,537	95,813	66.52	262,063	378,737	44.52
NETHERLANDS	547,580	741,083	35.34	1,657,034	2,398,147	44.73
FRANCE	55,963	63,925	14.23	147,531	180,196	22.14
GERMANY, FED. REP. OF	77,880	87,344	12.15	262,501	256,120	-2.43
AUSTRIA	66	0	-100.00	114	0	-100.00
BELGIUM	88,549	170,544	92.60	324,980	536,102	64.96
SWITZERLAND	2,269	7,252	219.61	10,234	35,106	243.03
DENMARK	7,018	18,154	158.68	26,070	48,784	87.13
NORWAY	2,463	0	-100.00	4,097	0	-100.00
SWEDEN	5,800	22,990	296.38	36,885	93,632	153.85
FINLAND	7,204	15,549	115.84	42,122	165,915	293.89
IRELAND	730	0	-100.00	941	0	-100.00
ITALY	25,438	12,067	-52.56	74,987	30,843	-58.87

TABEL 5. PERKEMBANGAN EKSPOR INDONESIA MENURUT KOMODITI DAN NEGARA TUJUAN

JENIS BARANG	BERAT BERSIH (KG)		PERUB	NILAI FOB (US \$)		PERUB
	JAN-JUN 2009	JAN-JUN 2010	%	JAN-JUN 2009	JAN-JUN 2010	%
	(1)	(2)	(3)	(4)	(5)	(6)
SPAIN	29,787	12,212	-59.00	110,396	24,508	-77.80
PORTUGAL	1,272	703	-44.73	445	3,707	733.03
GREECE	11,761	2,855	-75.72	12,494	4,918	-60.64
HUNGARY	3,352	0	-100.00	3,566	0	-100.00
POLAND	3,352	0	-100.00	14,683	0	-100.00
BULGARIA	519	0	-100.00	887	0	-100.00
YUGOSLAVIA	7,345	0	-100.00	5,726	0	-100.00
KAZAKHSTAN	1,839	860	-53.24	7,112	3,473	-51.17
LITHUANIA	53	0	-100.00	170	0	-100.00
LATVIA	968	0	-100.00	3,343	0	-100.00
CROATIA	9,418	0	-100.00	9,397	0	-100.00
SLOVAKIA	10,745	46	-99.57	50,655	76	-99.85
SLOVENIA	606	277	-54.29	2,445	2,426	-0.78
CZECH REPUBLIC	13,339	446	-96.66	20,259	1,205	-94.05
RUSSIA FEDERATION	717	906	26.36	2,873	4,513	57.08
<b>-DARI BAHAN LAINNYA</b>	<b>6,041,785</b>	<b>5,375,005</b>	<b>-11.04</b>	<b>15,233,310</b>	<b>15,977,621</b>	<b>4.89</b>
JAPAN	475,602	593,129	24.71	2,565,708	2,068,105	-19.39
HONG KONG	8,372	1,347	-83.91	32,617	14,698	-54.94
KOREA, REPUBLIC OF	96,872	186,617	92.64	134,179	235,275	75.34
TAIWAN	501,862	365,568	-27.16	206,186	192,546	-6.62
CHINA	24,731	2,017	-91.84	33,160	4,334	-86.93
MACAU	0	1,560	-	0	4,366	-
PAPUA NEW GUINEA	2,350	1,282	-45.45	1,925	1,414	-26.55
THAILAND	9,720	22,788	134.44	22,847	51,112	123.71
SINGAPORE	34,902	94,109	169.64	54,487	488,412	796.38
PHILIPPINES	1,937	2,886	48.99	3,828	3,211	-16.12
MALAYSIA	695,967	243,027	-65.08	353,684	234,758	-33.62
CAMBODIA	729	1,278	75.31	662	1,417	114.05
BRUNEI DARUSSALAM	608	795	30.76	3,216	980	-69.53
BHUTAN	0	43	-	0	756	-
VIET NAM	0	108	-	0	4,170	-
MALDIVES	30,339	13,361	-55.96	93,921	105,639	12.48
INDIA	2,966	26,905	807.11	6,918	72,188	943.48
PAKISTAN	0	11	-	0	316	-
SRI LANKA	5,596	12,282	119.48	15,211	69,256	355.30
IRAN (ISLAMIC REPUBLIC OF)	14,069	22,735	61.60	35,260	57,319	62.56
SAUDI ARABIA	8,246	16,368	98.50	19,960	24,253	21.51
ISRAEL	4,535	9,487	109.20	3,365	22,063	555.66
KUWAIT	4,501	853	-81.05	9,342	3,790	-59.43
JORDAN	35,081	1,909	-94.56	56,640	2,863	-94.95
LEBANON	40,028	9,298	-76.77	489,963	14,171	-97.11
OMAN	844	58	-93.13	4,752	112	-97.64
SYRIA ARAB REPUBLIC	203	0	-100.00	234	0	-100.00
TURKEY	24,235	31,445	29.75	33,642	63,083	87.51
UNITED ARAB EMIRATES	17,197	18,946	10.17	64,371	65,929	2.42
QATAR	128	567	342.97	258	8,725	3,281.78
BAHRAIN	30,000	216	-99.28	1,000	34,441	3,344.10
CYPRUS	32,994	992	-96.99	28,651	2,947	-89.71
EGYPT	1,550	3,377	117.87	1,464	7,278	397.13
LIBYAN ARAB JAMAHIRIYA	5,868	0	-100.00	23,856	0	-100.00
MOROCCO	946	372	-60.68	1,505	636	-57.74
TUNISIA	4,683	29,356	526.86	44,233	59,887	35.39
ALGERIA	30	0	-100.00	16	0	-100.00
NAMIBIA	731	0	-100.00	590	0	-100.00
ETHIOPIA	47	0	-100.00	75	0	-100.00
TANZANIA, UNITED REPUBLIC OF	408	557	36.52	1,893	2,964	56.58
MADAGASCAR	7,767	776	-90.01	36,392	3,682	-89.88
KENYA	1,846	54	-97.07	5,118	1,314	-74.33
REUNION	40,260	24,354	-39.51	114,660	62,424	-45.56
MOZAMBIQUE	3,644	165	-95.47	3,866	302	-92.19
GHANA	0	38	-	0	502	-
ANGOLA	7,760	1,054	-86.42	4,491	1,140	-74.62
CAMEROON	0	225	-	0	629	-
NIGERIA	4	204	5,000.00	4	594	14,750.00
GABON	37	593	1,502.70	2,485	1,615	-35.01
COTE D'IVOIRE	49	915	1,767.35	155	4,863	3,037.42
SENEGAL	3,938	3,265	-17.09	2,052	6,496	216.57
U.S. VIRGIN ISLANDS	2,042	0	-100.00	6,541	0	-100.00
SEYCHELLES	114,305	28,998	-74.63	44,245	139,305	214.85
CENTRAL AFRICAN REPUBLIC	120	0	-100.00	400	0	-100.00
DJIBOUTI	2,315	84	-96.37	5,950	421	-92.92
SOUTH AFRICA	22,801	32,817	43.93	45,273	66,044	45.88
MAURITIUS	11,533	16,581	43.77	21,160	42,458	100.65
VIRGIN ISLANDS (BRITISH)	2,208	0	-100.00	1,142	0	-100.00
AUSTRALIA	383,988	347,258	-9.57	453,512	577,044	27.24
NEW ZEALAND	12,695	19,223	51.42	34,876	35,041	0.47
GUAM	4,516	956	-78.83	12,982	7,012	-45.99



TABEL 5. PERKEMBANGAN EKSPOR INDONESIA MENURUT KOMODITI DAN NEGARA TUJUAN

JENIS BARANG	BERAT BERSIH (KG)		PERUB	NILAI FOB (US \$)		PERUB
	JAN-JUN 2009	JAN-JUN 2010	%	JAN-JUN 2009	JAN-JUN 2010	%
	(1)	(2)	(3)	(4)	(5)	(6)
PALAU	7	178	2,442.86	157	797	407.64
NEW CALEDONIA	27,696	15,354	-44.56	58,224	38,680	-33.57
SAINT VINCENT AND THE GRENADINES	0	15	-	0	45	-
VANUATU	5,026	1,891	-62.38	6,448	4,135	-35.87
WALLIS AND FUTUNA ISLANDS	5,854	967	-83.48	4,839	1,964	-59.41
AMERICAN SAMOA	11	0	-100.00	194	0	-100.00
COOK ISLANDS	2,723	2,470	-9.29	8,476	16,359	93.00
FIJI	2,548	2,000	-21.51	13,458	15,552	15.56
SAMOA	5,361	6,314	17.78	8,994	12,850	42.87
EAST TIMOR	2,045	5,082	148.51	8,324	3,889	-53.28
UNITED STATES	733,892	849,767	15.79	3,955,883	4,974,657	25.75
CANADA	85,875	68,215	-20.56	289,473	168,668	-41.73
MEXICO	15,612	31,921	104.46	59,426	143,248	141.05
GUATEMALA	281	783	178.65	1,221	4,823	295.00
HONDURAS	7,052	0	-100.00	9,981	0	-100.00
NICARAGUA	0	142	-	0	317	-
PANAMA	2,006	552	-72.48	3,383	917	-72.89
SURINAME	0	350	-	0	295	-
CHILE	2,743	2,219	-19.10	9,956	7,926	-20.39
VENEZUELA	2,222	12,341	455.40	5,822	36,126	520.51
ARGENTINA	16,755	37,224	122.17	22,949	45,770	99.44
BRAZIL	44,038	89,775	103.86	126,807	213,719	68.54
COLOMBIA	3,519	9,917	181.81	8,195	52,269	537.82
URUGUAY	3,447	4,893	41.95	11,318	15,717	38.87
PERU	0	21,641	-	0	84,990	-
TRINIDAD AND TOBAGO	4,522	0	-100.00	5,440	0	-100.00
BAHAMAS	40	11,531	28,727.50	38	37,871	99,560.53
JAMAICA	5,689	13,424	135.96	8,321	40,610	388.04
PUERTO RICO	4,292	764	-82.20	19,749	5,620	-71.54
DOMINICAN REPUBLIC	29,068	7,201	-75.23	55,007	26,071	-52.60
COSTA RICA	16,658	19,229	15.43	9,636	26,480	174.80
HAITI	1,601	0	-100.00	3,524	0	-100.00
BARBADOS	45,944	16	-99.97	37,099	185	-99.50
ANTIGUA AND BARBUDA	0	44	-	0	36	-
ANGUILLA	109	0	-100.00	139	0	-100.00
ARUBA	10	0	-100.00	20	0	-100.00
BERMUDA	205	813	296.59	621	841	35.43
CAYMAN ISLANDS	0	3,621	-	0	4,140	-
DOMINICA	0	1,241	-	0	2,163	-
FRENCH GUIANA	2,143	1,777	-17.08	3,180	1,620	-49.06
FRENCH POLYNESIA	24,021	17,289	-28.03	37,031	22,882	-38.21
MARTINIQUE	15,312	7,322	-52.18	26,686	26,143	-2.03
NETHERLANDS ANTILLES	2,200	298	-86.45	4,913	1,146	-76.67
SAINT LUCIA	940	960	2.13	1,355	4,663	244.13
GUADELOUPE	14,068	12,254	-12.89	20,970	25,336	20.82
SAINT KITTS AND NEVIS	2,212	0	-100.00	3,086	0	-100.00
UNITED KINGDOM	166,196	234,899	41.34	491,473	854,221	73.81
NETHERLANDS	224,099	228,953	2.17	418,048	390,594	-6.57
FRANCE	417,151	337,476	-19.10	861,008	778,451	-9.59
GERMANY, FED. REP. OF	278,752	223,579	-19.79	890,856	626,546	-29.67
AUSTRIA	15,903	3,796	-76.13	25,606	14,891	-41.85
BELGIUM	165,264	151,304	-8.45	315,086	188,397	-40.21
SWITZERLAND	10,562	16,392	55.20	45,614	40,354	-11.53
LUXEMBOURG	1	0	-100.00	10	0	-100.00
DENMARK	19,790	12,910	-34.77	53,836	59,371	10.28
NORWAY	4,030	559	-86.13	27,322	1,829	-93.31
SWEDEN	28,064	8,507	-69.69	42,784	13,616	-68.18
FINLAND	6,699	3,457	-48.40	21,369	6,374	-70.17
IRELAND	2,788	3,437	23.28	2,128	4,571	114.80
ITALY	266,945	249,209	-6.64	740,271	726,127	-1.91
SPAIN	219,385	242,446	10.51	582,083	827,804	42.21
PORTUGAL	20,296	14,988	-26.15	53,418	43,588	-18.40
GREECE	53,674	46,696	-13.00	148,537	139,231	-6.27
HUNGARY	49,145	10,692	-78.24	163,200	16,052	-90.16
POLAND	64,792	73,545	13.51	125,810	195,160	55.12
ROMANIA	2,334	3,910	67.52	5,607	7,188	28.20
BULGARIA	16,305	8,157	-49.97	20,845	15,372	-26.26
YUGOSLAVIA	1,410	7,453	428.58	1,922	5,313	176.43
ALBANIA	5,546	2,500	-54.92	6,157	3,510	-42.99
UKRAINE	600	1,726	187.67	1,131	5,519	387.98
LITHUANIA	212	0	-100.00	622	0	-100.00
LATVIA	79,561	168	-99.79	126,145	1,100	-99.13
ESTONIA	1,848	1,170	-36.69	4,034	4,551	12.82
GEORGIA	0	125	-	0	376	-
CROATIA	14,245	14,687	3.10	31,743	17,435	-45.07
MALTA	193	770	298.96	1,887	1,535	-18.65
SLOVAKIA	193	800	314.51	775	1,290	66.45
SLOVENIA	10,999	6,061	-44.89	12,341	11,191	-9.32

TABEL 5. PERKEMBANGAN EKSPOR INDONESIA MENURUT KOMODITI DAN NEGARA TUJUAN

JENIS BARANG	BERAT BERSIH (KG)		PERUB	NILAI FOB (US \$)		PERUB
	JAN-JUN 2009	JAN-JUN 2010	%	JAN-JUN 2009	JAN-JUN 2010	%
	(1)	(2)	(3)	(4)	(5)	(6)
CZECH REPUBLIC	12,293	4,367	-64.48	6,517	12,867	97.44
RUSSIA FEDERATION	4,058	5,262	29.67	9,859	19,377	96.54
<b>-DARI ROTAN</b>	<b>56,380,999</b>	<b>50,923,675</b>	<b>-9.68</b>	<b>134,108,962</b>	<b>148,374,555</b>	<b>10.64</b>
JAPAN	6,215,404	6,734,055	8.34	20,119,603	22,414,786	11.41
HONG KONG	31,613	60,503	91.39	98,607	767,227	678.07
KOREA, REPUBLIC OF	596,114	800,374	34.27	878,756	1,792,606	103.99
TAIWAN	450,304	671,056	49.02	686,564	1,093,927	59.33
CHINA	164,042	286,936	74.92	356,528	638,057	78.96
MACAU	205	3,356	1,537.07	568	43,056	7,480.28
PAPUA NEW GUINEA	485	12,885	2,556.70	12,434	13,435	8.05
THAILAND	131,301	116,592	-11.20	427,348	321,055	-24.87
SINGAPORE	480,696	485,406	0.98	1,692,671	2,381,164	40.67
PHILIPPINES	58,472	41,656	-28.76	83,558	102,001	22.07
MALAYSIA	1,938,666	1,256,594	-35.18	2,079,670	2,381,193	14.50
MYANMAR (FORM. BURMA)	32	0	-100.00	60	0	-100.00
CAMBODIA	0	36,177	-	0	189,123	-
BRUNEI DARUSSALAM	43,959	22,528	-48.75	53,743	27,028	-49.71
VIET NAM	91,355	200,909	119.92	693,352	1,287,840	85.74
MALDIVES	183,649	74,174	-59.61	506,784	248,981	-50.87
INDIA	85,927	157,797	83.64	251,425	860,946	242.43
PAKISTAN	1,171	3,337	184.97	2,530	4,249	67.94
BANGLADESH	399	500	25.31	5,207	360	-93.09
SRI LANKA	2,438	7,548	209.60	7,703	16,117	109.23
IRAQ	3,000	0	-100.00	8,256	0	-100.00
IRAN (ISLAMIC REPUBLIC OF)	31,363	26,521	-15.44	93,409	73,060	-21.78
SAUDI ARABIA	156,702	145,589	-7.09	652,266	346,018	-46.95
ISRAEL	65,420	89,342	36.57	131,940	201,994	53.10
KUWAIT	77,119	45,931	-40.44	96,441	66,381	-31.17
JORDAN	35,449	30,739	-13.29	120,622	63,235	-47.58
LEBANON	356,602	328,179	-7.97	934,997	938,818	0.41
YEMEN	1,550	0	-100.00	4,000	0	-100.00
OMAN	18,258	28,676	57.06	72,230	18,852	-73.90
SYRIA ARAB REPUBLIC	70,729	28,759	-59.34	144,415	86,547	-40.07
TURKEY	418,539	397,015	-5.14	938,036	1,075,479	14.65
UNITED ARAB EMIRATES	167,335	152,109	-9.10	525,710	531,741	1.15
QATAR	42,633	20,291	-52.41	352,539	138,096	-60.83
BAHRAIN	5,978	6,443	7.78	25,857	31,529	21.94
CYPRUS	102,915	43,377	-57.85	444,012	150,467	-66.11
EGYPT	205,989	75,837	-63.18	360,904	265,480	-26.44
LIBYAN ARAB JAMAHIRIYA	5,466	73,020	1,235.89	10,740	112,609	948.50
MOROCCO	181,133	21,140	-88.33	467,964	71,086	-84.81
TUNISIA	25,379	47,280	86.30	68,252	146,169	114.16
ALGERIA	23,068	21,717	-5.86	62,550	43,548	-30.38
SUDAN	53,300	11,154	-79.07	139,046	57,404	-58.72
NAMIBIA	25,312	12,136	-52.05	82,952	34,225	-58.74
TANZANIA, UNITED REPUBLIC OF	8,089	8,363	3.39	20,404	33,880	66.05
MADAGASCAR	10,842	28,143	159.57	18,105	170,749	843.10
KENYA	5,186	7,929	52.89	15,871	44,941	183.16
REUNION	171,368	237,654	38.68	398,058	457,141	14.84
MOZAMBIQUE	63,165	5,994	-90.51	156,030	10,748	-93.11
EQUATORIAL GUINEA	0	5,079	-	0	4,920	-
TOGO	0	132	-	0	252	-
GHANA	0	2,460	-	0	17,384	-
LIBERIA	0	225	-	0	132	-
GUINEA	0	4,638	-	0	4,046	-
ANGOLA	17,466	0	-100.00	19,003	0	-100.00
CONGO	45,552	1,339	-97.06	45,530	1,375	-96.98
CAMEROON	615	337	-45.20	6,884	942	-86.32
NIGERIA	2,274	1,556	-31.57	15,834	2,344	-85.20
GABON	3,750	12,308	228.21	15,733	30,196	91.93
COTE D'IVOIRE	20,770	182	-99.12	25,589	273	-98.93
SENEGAL	1,724	14,871	762.59	30,287	95,622	215.72
MALI	0	84	-	0	122	-
BENIN	664	7,214	986.45	3,470	7,150	106.05
GUINEA BISSAU	0	3,615	-	0	17,952	-
U.S. VIRGIN ISLANDS	452	34	-92.48	960	940	-2.08
SEYCHELLES	26,137	41,881	60.24	63,301	189,538	199.42
UGANDA	2,808	0	-100.00	14,910	0	-100.00
DJIBOUTI	3,540	3,216	-9.15	5,499	13,334	142.48
SWAZILAND	0	4,800	-	0	6,200	-
SOUTH AFRICA	454,144	680,106	49.76	1,286,616	1,833,676	42.52
ZIMBABWE	0	1,193	-	0	6,935	-
ZAMBIA	656	0	-100.00	7,790	0	-100.00
MAURITIUS	60,016	114,294	90.44	110,082	219,495	99.39
VIRGIN ISLANDS (BRITISH)	2,803	12,419	343.06	10,823	49,480	357.17
AUSTRALIA	1,590,843	1,616,726	1.63	3,531,445	3,736,940	5.82
NEW ZEALAND	53,056	93,634	76.48	114,747	141,464	23.28

TABEL 5. PERKEMBANGAN EKSPOR INDONESIA MENURUT KOMODITI DAN NEGARA TUJUAN

JENIS BARANG	BERAT BERSIH (KG)		PERUB	NILAI FOB (US \$)		PERUB
	JAN-JUN 2009	JAN-JUN 2010	%	JAN-JUN 2009	JAN-JUN 2010	%
	(1)	(2)	(3)	(4)	(5)	(6)
GUAM	25,898	33,555	29.57	44,819	88,762	98.05
PALAU	11,433	0	-100.00	23,500	0	-100.00
NEW CALEDONIA	92,051	110,933	20.51	169,423	297,140	75.38
NORTHERN MARIANA ISLANDS	0	8,494	-	0	22,363	-
VANUATU	18,515	22,848	23.40	50,708	38,375	-24.32
WALLIS AND FUTUNA ISLANDS	2,756	2,222	-19.38	4,135	4,455	7.74
BRITISH INDIAN OCEAN TERRITC	0	295	-	0	10,098	-
AMERICAN SAMOA	0	1,452	-	0	9,956	-
COOK ISLANDS	2,936	825	-71.90	14,386	2,000	-86.10
FIJI	9,400	3,781	-59.78	48,085	20,861	-56.62
SAMOA	928	0	-100.00	240	0	-100.00
SOLOMON ISLANDS	3,114	3,000	-3.66	15,865	5,560	-64.95
TONGA	0	8,016	-	0	5,925	-
EAST TIMOR	98,049	364,344	271.59	131,737	331,857	151.91
UNITED STATES	3,752,336	5,033,079	34.13	12,923,182	17,807,017	37.79
CANADA	325,414	610,751	87.68	1,129,616	2,197,071	94.50
MEXICO	257,201	211,215	-17.88	656,199	537,835	-18.04
GUATEMALA	7,567	7,202	-4.82	27,935	51,365	83.87
HONDURAS	0	8,543	-	0	18,703	-
NICARAGUA	0	2,655	-	0	9,059	-
PANAMA	61,486	41,449	-32.59	162,047	100,727	-37.84
SURINAME	19,756	30,287	53.31	29,635	68,392	130.78
CHILE	62,356	34,491	-44.69	250,039	136,161	-45.54
VENEZUELA	32,517	17,148	-47.26	70,140	43,851	-37.48
ARGENTINA	38,356	15,987	-58.32	137,241	50,988	-62.85
BRAZIL	67,862	148,584	118.95	206,818	458,960	121.91
COLOMBIA	34,855	71,735	105.81	130,842	227,196	73.64
BOLIVIA	59	0	-100.00	491	0	-100.00
URUGUAY	28,087	24,285	-13.54	51,542	36,789	-28.62
PARAGUAY	2,508	6,645	164.95	9,674	26,366	172.54
ECUADOR	25,661	9,374	-63.47	112,713	37,911	-66.37
PERU	39,085	68,365	74.91	124,360	265,105	113.18
GUYANA	2,160	0	-100.00	11,484	0	-100.00
TRINIDAD AND TOBAGO	10,868	11,339	4.33	29,314	46,954	60.18
BAHAMAS	5,708	110	-98.07	11,674	585	-94.99
JAMAICA	3,241	5,637	73.93	3,865	14,234	268.28
PUERTO RICO	21,891	3,179	-85.48	65,574	13,098	-80.03
BELIZE	1,967	8,109	312.25	19,639	19,064	-2.93
DOMINICAN REPUBLIC	32,305	16,387	-49.27	129,401	51,263	-60.38
EL SALVADOR	0	2,655	-	0	9,059	-
COSTA RICA	12,996	3,650	-71.91	37,160	2,040	-94.51
BARBADOS	495	6,727	1,258.99	352	16,730	4,652.84
ANTIGUA AND BARBUDA	7,000	1,464	-79.09	27,941	1,091	-96.10
ANGUILLA	3,534	10,161	187.52	14,433	39,541	173.96
ARUBA	17,461	6,584	-62.29	33,122	15,548	-53.06
BERMUDA	3,425	0	-100.00	16,752	0	-100.00
CAPE VERDE	14,408	9,836	-31.73	29,513	14,171	-51.98
CAYMAN ISLANDS	709	11,566	1,531.31	12,210	14,355	17.57
DOMINICA	0	1,454	-	0	6,824	-
FRENCH GUIANA	27,495	43,081	56.69	60,989	115,336	89.11
FRENCH POLYNESIA	104,137	258,562	148.29	217,811	547,757	151.48
GRENADA	0	2,533	-	0	1,474	-
MARTINIQUE	51,657	56,239	8.87	132,321	145,876	10.24
NETHERLANDS ANTILLES	68,252	43,216	-36.68	182,995	155,686	-14.92
NORFOLK ISLANDS	0	4,213	-	0	19,578	-
SAINT LUCIA	1,750	1,500	-14.29	9,768	2,740	-71.95
TURKS AND CAICOS ISLANDS	0	2,191	-	0	6,478	-
GUADELOUPE	104,273	162,448	55.79	273,352	444,440	62.59
SAINT KITTS AND NEVIS	0	1,317	-	0	2,954	-
UNITED KINGDOM	12,572,422	5,591,021	-55.53	8,498,705	12,368,580	45.53
NETHERLANDS	2,808,308	3,024,818	7.71	8,465,507	7,970,124	-5.85
FRANCE	2,244,368	2,206,419	-1.69	5,402,860	5,514,183	2.06
GERMANY, FED. REP. OF	7,217,724	6,102,737	-15.45	21,233,549	18,021,456	-15.13
AUSTRIA	58,432	74,849	28.10	135,395	133,667	-1.28
BELGIUM	2,074,427	2,417,455	16.54	6,853,372	8,312,592	21.29
SWITZERLAND	70,576	76,161	7.91	167,553	210,827	25.83
LUXEMBOURG	0	1,334	-	0	850	-
DENMARK	258,203	308,075	19.32	1,048,598	1,225,139	16.84
NORWAY	128,517	353,747	175.25	563,315	1,387,776	146.36
SWEDEN	188,244	555,809	195.26	1,035,544	2,188,303	111.32
FINLAND	444,695	290,514	-34.67	1,421,386	1,035,782	-27.13
IRELAND	184,511	53,325	-71.10	347,556	74,199	-78.65
ITALY	2,557,375	2,465,563	-3.59	6,949,835	6,699,785	-3.60
SPAIN	1,730,101	1,467,520	-15.18	5,167,907	4,076,439	-21.12
PORTUGAL	209,395	197,524	-5.67	610,550	524,408	-14.11
ICELAND	4,597	35,491	672.05	9,615	109,203	1,035.76
GREECE	915,362	589,425	-35.61	2,158,682	1,524,856	-29.36
DEMOCRATIC REPUBLIC OF THE	3,920	0	-100.00	10,004	0	-100.00

TABEL 5. PERKEMBANGAN EKSPOR INDONESIA MENURUT KOMODITI DAN NEGARA TUJUAN

JENIS BARANG	BERAT BERSIH (KG)		PERUB	NILAI FOB (US \$)		PERUB
	JAN-JUN 2009	JAN-JUN 2010	%	JAN-JUN 2009	JAN-JUN 2010	%
(1)	(2)	(3)	(4)	(5)	(6)	(7)
HUNGARY	45,880	30,636	-33.23	200,546	146,199	-27.10
POLAND	599,369	463,680	-22.64	1,753,238	1,315,777	-24.95
ROMANIA	233,427	189,721	-18.72	639,907	553,268	-13.54
BULGARIA	103,110	63,528	-38.39	196,859	98,848	-49.79
YUGOSLAVIA	9,584	4,147	-56.73	34,367	14,458	-57.93
ALBANIA	554	8,950	1,515.52	240	9,707	3,944.58
ARMENIA	2,320	9,200	296.55	10,984	16,456	49.82
KAZAKHSTAN	12,855	13,274	3.26	48,784	51,961	6.51
KYRGYZSTAN	1,090	0	-100.00	4,278	0	-100.00
UKRAINE	123,106	258,547	110.02	382,595	777,864	103.31
UZBEKISTAN	0	8,226	-	0	20,912	-
LITHUANIA	30,065	62,676	108.47	98,599	126,135	27.93
LATVIA	64,963	60,760	-6.47	244,811	178,307	-27.17
ESTONIA	52,588	50,805	-3.39	176,210	158,070	-10.29
GEORGIA	0	8,121	-	0	20,345	-
CROATIA	95,890	77,033	-19.67	303,137	220,680	-27.20
MALTA	2,174	19,750	808.46	16,624	36,852	121.68
SLOVAKIA	14,010	23,043	64.48	2,483	54,537	2,096.42
SLOVENIA	94,474	67,242	-28.82	263,344	173,955	-33.94
CZECH REPUBLIC	58,534	53,074	-9.33	153,597	135,852	-11.55
RUSSIA FEDERATION	554,520	575,693	3.82	2,042,164	2,134,419	4.52
<b>-DARI BAHAN LAINNYA</b>	<b>276,499,172</b>	<b>358,695,988</b>	<b>29.73</b>	<b>694,566,627</b>	<b>925,310,314</b>	<b>33.22</b>
JAPAN	40,698,447	47,564,384	16.87	76,951,396	89,082,083	15.76
HONG KONG	297,901	380,580	27.75	1,137,607	1,129,249	-0.73
KOREA, DEMOCRATIC PEOPLE'S	0	13,131	-	0	11,673	-
KOREA, REPUBLIC OF	5,096,400	7,200,107	41.28	11,592,569	14,752,898	27.26
TAIWAN	3,504,561	4,965,171	41.68	8,611,880	13,071,726	51.79
CHINA	1,598,927	3,819,888	138.90	2,585,917	6,862,770	165.39
MACAU	99,506	5,991	-93.98	366,524	19,552	-94.67
PAPUA NEW GUINEA	11,094	8,933	-19.48	13,941	28,973	107.83
THAILAND	341,105	240,809	-29.40	554,081	570,488	2.96
SINGAPORE	2,584,448	3,418,488	32.27	6,038,387	8,221,560	36.15
PHILIPPINES	727,166	851,452	17.09	691,147	965,946	39.76
MALAYSIA	11,105,770	10,343,443	-6.86	12,601,994	17,679,783	40.29
CAMBODIA	9,752	4,795	-50.83	13,438	4,738	-64.74
BRUNEI DARUSSALAM	123,034	121,045	-1.62	209,033	141,163	-32.47
LAO PEOPLE'S DEMOCRATIC RE	0	1,466	-	0	10,396	-
VIET NAM	83,811	52,524	-37.33	210,124	209,865	-0.12
MALDIVES	722,211	295,497	-59.08	1,297,215	836,882	-35.49
INDIA	1,240,275	1,656,570	33.56	1,746,855	2,066,588	18.30
PAKISTAN	4,988	4,701	-5.75	11,415	22,413	96.35
BANGLADESH	49,716	5,249	-89.44	129,021	18,038	-86.02
SRI LANKA	307,350	149,603	-51.32	305,865	263,447	-13.87
IRAQ	0	16,665	-	0	28,456	-
IRAN (ISLAMIC REPUBLIC OF)	136,807	166,980	22.06	359,092	472,241	31.51
SAUDI ARABIA	1,126,345	980,080	-12.99	1,464,212	1,557,319	6.36
ISRAEL	725,986	801,624	10.42	1,436,130	2,101,636	46.34
KUWAIT	687,824	1,310,834	90.58	1,016,792	1,771,175	74.19
JORDAN	175,319	66,359	-62.15	332,257	311,717	-6.18
LEBANON	524,917	554,623	5.66	1,251,112	1,547,339	23.68
YEMEN	196,603	303,822	54.54	343,686	330,687	-3.78
OMAN	167,736	173,627	3.51	195,241	255,628	30.93
SYRIA ARAB REPUBLIC	94,156	21,642	-77.01	185,839	88,154	-52.56
TURKEY	968,975	1,415,090	46.04	3,866,661	5,294,281	36.92
UNITED ARAB EMIRATES	17,531,935	13,363,629	-23.78	13,633,940	11,828,048	-13.25
QATAR	104,889	163,155	55.55	198,940	479,362	140.96
BAHRAIN	156,918	188,972	20.43	342,905	516,857	50.73
CYPRUS	174,433	152,480	-12.59	834,010	789,393	-5.35
EGYPT	419,897	380,788	-9.31	560,138	807,788	44.21
LIBYAN ARAB JAMAHIRIYA	578,689	348,029	-39.86	629,441	468,802	-25.52
MOROCCO	465,271	209,384	-55.00	670,493	443,810	-33.81
TUNISIA	80,618	74,233	-7.92	459,819	565,529	22.99
ALGERIA	104,887	41,625	-60.31	170,078	64,893	-61.85
SUDAN	150,014	155,038	3.35	165,703	232,588	40.36
ERITREA	0	9,491	-	0	147,390	-
NAMIBIA	192,864	228,635	18.55	184,359	190,290	3.22
ETHIOPIA	81,803	126,939	55.18	103,608	145,055	40.00
TANZANIA, UNITED REPUBLIC OF	499,951	645,110	29.03	491,103	845,001	72.06
MADAGASCAR	19,272	22,375	16.10	22,413	32,042	42.96
KENYA	243,951	126,917	-47.97	336,487	135,213	-59.82
REUNION	778,730	846,192	8.66	3,611,371	1,655,843	-54.15
MOZAMBIQUE	70,035	61,691	-11.91	197,446	202,597	2.61
BOTSWANA	0	895	-	0	7,019	-
EQUATORIAL GUINEA	0	4,579	-	0	7,800	-
TOGO	25,106	0	-100.00	16,169	0	-100.00
GHANA	51,838	95,851	84.90	94,670	175,318	85.19
LIBERIA	0	74	-	0	38	-

TABEL 5. PERKEMBANGAN EKSPOR INDONESIA MENURUT KOMODITI DAN NEGARA TUJUAN

JENIS BARANG	BERAT BERSIH (KG)		PERUB	NILAI FOB (US \$)		PERUB
	JAN-JUN 2009	JAN-JUN 2010	%	JAN-JUN 2009	JAN-JUN 2010	%
	(1)	(2)	(3)	(4)	(5)	(6)
GUINEA	20,546	0	-100.00	39,778	0	-100.00
ANGOLA	572,749	412,714	-27.94	624,748	364,247	-41.70
CONGO	58,508	52,384	-10.47	121,923	76,817	-37.00
CAMEROON	23,661	24,174	2.17	12,156	14,342	17.98
NIGERIA	63,967	72,658	13.59	139,321	214,876	54.23
SIERRA LEONE	13,459	0	-100.00	20,930	0	-100.00
GABON	14,397	31,674	120.00	30,359	104,680	244.81
COTE D'IVOIRE	23,536	16,105	-31.57	21,623	132,014	510.53
SENEGAL	4,160	24,404	486.63	2,168	113,232	5,122.88
MAURITANIA	5,997	3,348	-44.17	5,755	9,342	62.33
BENIN	327,051	41,435	-87.33	524,408	73,740	-85.94
U.S. VIRGIN ISLANDS	72,820	22,307	-69.37	160,648	47,943	-70.16
SEYCHELLES	116,803	124,748	6.80	330,646	370,298	11.99
UGANDA	0	25,138	-	0	44,906	-
DJIBOUTI	439,520	189,887	-56.80	293,510	88,222	-69.94
SAO TOME AND PRINCIPE	563	0	-100.00	200	0	-100.00
SWAZILAND	0	580	-	0	750	-
SOUTH AFRICA	1,407,899	1,962,714	39.41	2,958,038	3,510,087	18.66
ZAMBIA	10,525	0	-100.00	10,010	0	-100.00
COMOROS	0	447	-	0	1,122	-
MAURITIUS	368,985	289,231	-21.61	717,552	623,668	-13.08
RWANDA	78,765	24,855	-68.44	93,064	25,327	-72.79
VIRGIN ISLANDS (BRITISH)	38,575	10,903	-71.74	105,759	36,571	-65.42
AUSTRALIA	10,098,216	10,437,929	3.36	18,719,488	22,050,819	17.80
NEW ZEALAND	605,474	1,005,703	66.10	1,239,681	1,841,968	48.58
MICRONESIA, FEDERATED STATI	681	0	-100.00	665	0	-100.00
GUAM	10,230	16,023	56.63	16,556	50,182	203.10
PALAU	275	141	-48.73	566	1,205	112.90
NEW CALEDONIA	296,086	250,918	-15.26	466,065	627,471	34.63
NORTHERN MARIANA ISLANDS	0	17,456	-	0	96,968	-
SAINT VINCENT AND THE GRENAD	41,935	17,603	-58.02	56,154	87,111	55.13
VANUATU	42,999	31,949	-25.70	59,130	39,135	-33.82
WALLIS AND FUTUNA ISLANDS	25,517	19,423	-23.88	35,778	41,346	15.56
AMERICAN SAMOA	2,288	8,947	291.04	15,205	11,255	-25.98
COOK ISLANDS	3,000	9,703	223.43	1,089	24,631	2,161.80
FIJI	141,153	42,442	-69.93	930,140	95,457	-89.74
SAMOA	394	8,249	1,993.65	1,035	11,424	1,003.77
TONGA	0	4,341	-	0	11,489	-
EAST TIMOR	80,825	558,761	591.32	85,853	632,267	636.45
UNITED STATES	66,372,634	78,157,279	17.76	216,132,975	254,196,645	17.61
CANADA	3,248,975	3,736,757	15.01	10,269,287	11,002,291	7.14
MEXICO	288,196	427,591	48.37	781,916	1,660,773	112.40
GUATEMALA	59,199	95,252	60.90	114,315	225,446	97.21
HONDURAS	26,595	5,921	-77.74	36,801	14,254	-61.27
NICARAGUA	369	1,355	267.21	752	2,968	294.68
PANAMA	206,187	65,047	-68.45	376,342	158,516	-57.88
CUBA	0	3,998	-	0	11,401	-
SURINAME	86,481	77,624	-10.24	148,327	133,234	-10.18
CHILE	50,758	102,556	102.05	88,750	298,985	236.88
VENEZUELA	52,124	24,143	-53.68	122,809	52,027	-57.64
ARGENTINA	306,469	331,043	8.02	719,790	574,643	-20.17
BRAZIL	149,734	164,144	9.62	318,183	383,005	20.37
COLOMBIA	98,989	115,763	16.95	194,739	211,635	8.68
BOLIVIA	1,342	0	-100.00	10,889	0	-100.00
URUGUAY	55,104	30,235	-45.13	122,237	165,607	35.48
PARAGUAY	9,261	0	-100.00	14,121	0	-100.00
ECUADOR	15,421	22,916	48.60	29,569	112,114	279.16
PERU	31,923	20,033	-37.25	96,572	60,562	-37.29
TRINIDAD AND TOBAGO	42,221	47,854	13.34	70,803	108,559	53.33
BAHAMAS	17,657	17,018	-3.62	25,397	32,570	28.24
JAMAICA	55,389	109,754	98.15	96,456	346,222	258.94
PUERTO RICO	390,720	472,030	20.81	927,011	1,113,642	20.13
BELIZE	530	5,001	843.58	5,292	3,480	-34.24
DOMINICAN REPUBLIC	235,898	271,740	15.19	640,659	676,441	5.59
COSTA RICA	30,894	76,441	147.43	50,114	152,630	204.57
HAITI	16,099	0	-100.00	36,122	0	-100.00
BARBADOS	34,599	299	-99.14	37,291	467	-98.75
ANTIGUA AND BARBUDA	42,969	2,815	-93.45	59,491	2,253	-96.21
ANGUILLA	14,069	3,710	-73.63	13,183	8,772	-33.46
ARUBA	76,576	66,872	-12.67	148,165	154,666	4.39
BERMUDA	27,878	13,883	-50.20	77,468	53,357	-31.12
CAPE VERDE	1,659	0	-100.00	3,060	0	-100.00
CAYMAN ISLANDS	22,551	0	-100.00	65,341	0	-100.00
DOMINICA	22,706	5,685	-74.96	50,477	11,942	-76.34
FRENCH GUIANA	95,287	74,179	-22.15	174,579	119,031	-31.82
FRENCH POLYNESIA	383,111	195,730	-48.91	533,270	388,284	-27.19
GRENADA	12,673	3,200	-74.75	50,520	4,943	-90.22
MARTINIQUE	225,727	181,307	-19.68	377,589	362,295	-4.05

TABEL 5. PERKEMBANGAN EKSPOR INDONESIA MENURUT KOMODITI DAN NEGARA TUJUAN

JENIS BARANG	BERAT BERSIH (KG)		PERUB	NILAI FOB (US \$)		PERUB
	JAN-JUN 2009	JAN-JUN 2010	%	JAN-JUN 2009	JAN-JUN 2010	%
(1)	(2)	(3)	(4)	(5)	(6)	(7)
NETHERLANDS ANTILLES	266,286	86,559	-67.49	1,025,395	221,492	-78.40
SAINT LUCIA	6,472	4,156	-35.78	19,047	35,375	85.72
TURKS AND CAICOS ISLANDS	8,397	0	-100.00	24,981	0	-100.00
GUADELOUPE	201,171	294,688	46.49	387,992	598,188	54.18
UNITED KINGDOM	14,350,132	36,585,955	154.95	37,660,657	96,578,848	156.44
NETHERLANDS	18,530,008	18,886,230	1.92	53,746,746	54,791,229	1.94
FRANCE	14,057,955	48,415,263	244.40	43,297,649	127,326,610	194.07
GERMANY, FED. REP. OF	11,005,064	13,062,915	18.70	32,379,794	36,762,835	13.54
AUSTRIA	308,740	414,716	34.33	882,602	1,545,201	75.07
BELGIUM	9,767,271	10,899,267	11.59	33,103,449	36,407,650	9.98
SWITZERLAND	310,777	767,889	147.09	1,355,575	1,927,055	42.16
LUXEMBOURG	0	2,465	-	0	1,571	-
DENMARK	2,053,496	2,851,590	38.87	8,554,942	9,024,311	5.49
NORWAY	1,131,856	693,243	-38.75	3,174,522	2,815,357	-11.31
SWEDEN	1,345,415	1,768,647	31.46	4,436,327	5,996,264	35.16
FINLAND	414,663	493,718	19.06	1,644,618	2,207,206	34.21
IRELAND	1,014,811	603,558	-40.53	2,570,350	1,681,262	-34.59
ITALY	6,865,891	6,286,372	-8.44	21,469,893	22,399,107	4.33
SPAIN	6,346,603	6,798,849	7.13	15,377,390	17,122,001	11.35
PORTUGAL	946,857	843,321	-10.93	2,000,632	1,602,250	-19.91
ICELAND	10,767	12,466	15.78	31,923	32,060	0.43
GREECE	1,594,922	1,116,633	-29.99	4,134,603	3,415,769	-17.39
DEMOCRATIC REPUBLIC OF THE	55,341	132,792	139.95	68,668	166,788	142.89
HUNGARY	81,656	36,603	-55.17	169,585	84,492	-50.18
POLAND	591,871	439,291	-25.78	1,493,456	1,272,196	-14.82
ROMANIA	155,077	80,653	-47.99	281,850	269,963	-4.22
BULGARIA	154,527	42,310	-72.62	283,982	107,093	-62.29
YUGOSLAVIA	18,124	0	-100.00	38,731	0	-100.00
ALBANIA	13,504	23,883	76.86	11,805	47,050	298.56
ARMENIA	0	37,241	-	0	58,838	-
AZERBAIJAN	0	1,028	-	0	10,716	-
BELARUS	0	6,921	-	0	49,540	-
KAZAKHSTAN	6,168	2,760	-55.25	8,816	14,081	59.72
MOLDOVA, REPUBLIC OF	0	7,650	-	0	20,077	-
UKRAINE	228,978	250,578	9.43	720,238	841,708	16.87
LITHUANIA	51,906	11,132	-78.55	276,533	40,968	-85.19
LATVIA	368,467	253,915	-31.09	788,892	537,808	-31.83
ESTONIA	45,011	56,028	24.48	148,650	157,095	5.68
GEORGIA	30,328	17,491	-42.33	84,523	80,868	-4.32
CROATIA	150,093	68,727	-54.21	398,285	271,195	-31.91
MALTA	91,437	95,655	4.61	263,163	227,364	-13.60
SLOVAKIA	84,132	125,176	48.79	248,142	325,697	31.25
SLOVENIA	205,758	228,239	10.93	618,408	542,288	-12.31
CZECH REPUBLIC	298,317	415,190	39.18	830,198	1,306,061	57.32
REP. OF MACEDONIA	0	10,830	-	0	26,893	-
RUSSIA FEDERATION	368,159	613,671	66.69	1,450,428	2,611,782	80.07
<b>-AN ORGANIK</b>	<b>720,201,279</b>	<b>628,706,772</b>	<b>-12.70</b>	<b>174,310,726</b>	<b>188,295,981</b>	<b>8.02</b>
JAPAN	72,163,910	85,071,436	17.89	20,812,809	28,889,661	38.81
HONG KONG	149,487	604,165	304.16	24,543	242,766	889.15
KOREA, REPUBLIC OF	176,746,335	152,121,572	-13.93	34,833,355	45,149,528	29.62
TAIWAN	95,143,529	88,379,453	-7.11	23,731,549	29,047,124	22.40
CHINA	32,362,838	67,105,291	107.35	8,268,766	17,948,008	117.06
PAPUA NEW GUINEA	97,000	124,514	28.36	15,244	34,331	125.21
THAILAND	44,643,115	33,389,479	-25.21	11,963,412	12,912,429	7.93
SINGAPORE	17,833,261	24,923,132	39.76	6,273,800	6,266,606	-0.11
PHILIPPINES	79,578,156	30,931,859	-61.13	16,948,866	4,401,883	-74.03
MALAYSIA	29,367,058	22,280,673	-24.13	8,151,023	6,214,242	-23.76
MYANMAR (FORM. BURMA)	430,500	215,996	-49.83	126,657	106,977	-15.54
BRUNEI DARUSSALAM	7,242,000	2,153,600	-70.26	1,863,125	538,008	-71.12
VIET NAM	23,230,241	16,336,357	-29.68	6,634,870	7,440,742	12.15
MALDIVES	2,623	0	-100.00	1,230	0	-100.00
INDIA	50,523,508	20,233,122	-59.95	11,357,384	5,830,140	-48.67
PAKISTAN	1,295,304	388,107	-70.04	607,099	312,793	-48.48
BANGLADESH	10,924,820	12,480,746	14.24	2,284,399	1,878,056	-17.79
SRI LANKA	3,384,696	3,159,196	-6.66	754,309	747,461	-0.91
IRAN (ISLAMIC REPUBLIC OF)	0	200,320	-	0	50,781	-
SAUDI ARABIA	0	67,860	-	0	162,681	-
LEBANON	8,500	15,298	79.98	17,475	34,226	95.86
OMAN	202,045	0	-100.00	17,105	0	-100.00
SYRIA ARAB REPUBLIC	4,321	0	-100.00	10,736	0	-100.00
TURKEY	9,300	7,339	-21.09	20,912	52,138	149.32
UNITED ARAB EMIRATES	91,811	32,866	-64.20	362,497	6,822	-98.12
QATAR	66	0	-100.00	330	0	-100.00
BAHRAIN	628,800	1,008,180	60.33	636,680	1,209,500	89.97
EGYPT	3,000	20,000	566.67	5,880	10,085	71.51
TUNISIA	0	3,000	-	0	7,140	-
SUDAN	42,900	0	-100.00	9,953	0	-100.00

TABEL 5. PERKEMBANGAN EKSPOR INDONESIA MENURUT KOMODITI DAN NEGARA TUJUAN

JENIS BARANG	BERAT BERSIH (KG)		PERUB	NILAI FOB (US \$)		PERUB
	JAN-JUN 2009	JAN-JUN 2010	%	JAN-JUN 2009	JAN-JUN 2010	%
(1)	(2)	(3)	(4)	(5)	(6)	(7)
ERITREA	0	517,000	-	0	82,720	-
TANZANIA, UNITED REPUBLIC OF	1,688,000	2,862,000	69.55	164,040	202,644	23.53
MADAGASCAR	337,399	218,999	-35.09	82,614	67,912	-17.80
KENYA	3,743,999	9,933,000	165.30	310,885	605,391	94.73
TOGO	0	384,000	-	0	56,525	-
GHANA	0	48,000	-	0	16,085	-
GUINEA	0	48,000	-	0	7,109	-
CAMEROON	96,000	120,000	25.00	15,973	17,208	7.73
NIGERIA	597,066	1,150,315	92.66	485,198	770,200	58.74
GABON	0	96,000	-	0	14,108	-
COTE D'IVOIRE	0	504,000	-	0	70,306	-
SOUTH AFRICA	185,636	159,339	-14.17	293,950	209,698	-28.66
ZAMBIA	18,000	0	-100.00	4,938	0	-100.00
MAURITIUS	1,946,516	2,246,638	15.42	218,652	249,681	14.19
AUSTRALIA	37,149,490	42,490,301	14.38	10,385,987	13,327,071	28.32
NEW ZEALAND	599,738	109,300	-81.78	467,371	29,325	-93.73
NEW CALEDONIA	150	0	-100.00	433	0	-100.00
FIJI	25,000	6,000	-76.00	4,050	1,007	-75.14
EAST TIMOR	31,944	23,409	-26.72	24,271	14,378	-40.76
UNITED STATES	12,588,402	2,216,063	-82.40	2,538,604	744,042	-70.69
CANADA	15,000	329,874	2,099.16	9,675	245,013	2,432.43
MEXICO	11,505,250	304,500	-97.35	2,177,805	278,832	-87.20
PANAMA	1,237,000	0	-100.00	424,291	0	-100.00
SURINAME	0	268	-	0	1,100	-
ARGENTINA	20,000	20,000	0.00	7,300	9,500	30.14
BRAZIL	0	500,000	-	0	415,000	-
PERU	60	406	576.67	168	4,398	2,517.86
ANGUILLA	0	22,000	-	0	8,210	-
UNITED KINGDOM	1,014,820	273,468	-73.05	270,146	147,973	-45.22
NETHERLANDS	23,284	418,014	1,695.28	12,525	193,330	1,443.55
FRANCE	0	153,000	-	0	70,767	-
GERMANY, FED. REP. OF	42,234	121,081	186.69	69,961	46,347	-33.75
AUSTRIA	0	5	-	0	200	-
BELGIUM	146,800	306,620	108.87	67,380	152,277	126.00
SWITZERLAND	0	144,000	-	0	25,672	-
DENMARK	80,000	80,000	0.00	35,400	40,000	12.99
NORWAY	100,000	0	-100.00	44,000	0	-100.00
SWEDEN	20,402	62,223	204.98	10,149	30,992	205.37
FINLAND	5	180,000	3,599,900.00	1,500	73,950	4,830.00
IRELAND	0	20	-	0	9,404	-
ITALY	450,000	286,000	-36.44	204,016	106,908	-47.60
SPAIN	350,000	232,000	-33.71	176,508	106,300	-39.78
PORTUGAL	0	2,154	-	0	2,529	-
DEMOCRATIC REPUBLIC OF THE	0	792,000	-	0	112,001	-
POLAND	44,000	0	-100.00	20,020	0	-100.00
AZERBAIJAN	0	1,230	-	0	124,709	-
KAZAKHSTAN	15,960	31,984	100.40	34,600	71,351	106.22
SLOVAKIA	20,000	0	-100.00	14,308	0	-100.00
RUSSIA FEDERATION	0	60,000	-	0	39,680	-
<b>-ORGANIK</b>	<b>926,755,995</b>	<b>1,326,350,998</b>	<b>43.12</b>	<b>646,070,405</b>	<b>1,306,165,848</b>	<b>102.17</b>
JAPAN	67,808,561	66,270,632	-2.27	56,917,885	72,260,405	26.96
HONG KONG	5,045,332	4,766,464	-5.53	5,842,777	7,947,626	36.02
KOREA, DEMOCRATIC PEOPLE'S	119,676	218,488	82.57	197,303	364,475	84.73
KOREA, REPUBLIC OF	19,722,453	49,094,173	148.93	24,432,963	46,059,549	88.51
TAIWAN	32,660,141	71,982,160	120.40	14,106,432	45,277,447	220.97
CHINA	289,869,095	396,206,672	36.68	164,840,304	380,606,237	130.89
MACAU	33	0	-100.00	1,150	0	-100.00
PAPUA NEW GUINEA	16,571	27,756	67.50	27,130	61,659	127.27
THAILAND	103,531,234	113,573,822	9.70	56,162,230	91,577,698	63.06
SINGAPORE	3,155,135	106,014,559	3,260.06	6,716,027	95,290,134	1,318.85
PHILIPPINES	23,481,679	29,997,683	27.75	15,693,336	29,524,299	88.13
MALAYSIA	153,218,023	150,326,013	-1.89	67,751,398	111,070,143	63.94
MYANMAR (FORM. BURMA)	486,719	1,169,220	140.22	333,967	1,080,616	223.57
CAMBODIA	475,000	132,354	-72.14	752,020	408,493	-45.68
BRUNEI DARUSSALAM	23,058	21,696	-5.91	75,889	67,761	-10.71
VIET NAM	44,749,344	29,912,246	-33.16	29,054,169	28,725,305	-1.13
MALDIVES	3,676	6,065	64.99	7,880	18,142	130.23
INDIA	36,627,953	65,313,618	78.32	29,242,740	73,576,335	151.61
PAKISTAN	5,737,399	2,464,116	-57.05	8,080,742	5,783,062	-28.43
BANGLADESH	1,952,617	2,230,301	14.22	1,645,810	2,249,249	36.67
SRI LANKA	1,450,490	2,015,996	38.99	2,436,480	3,216,204	32.00
AFGHANISTAN	0	11,487	-	0	31,378	-
IRAN (ISLAMIC REPUBLIC OF)	3,093,412	6,645,510	114.83	3,026,417	4,681,891	54.70
SAUDI ARABIA	4,401,019	24,981,269	467.62	3,610,266	23,841,974	560.39
ISRAEL	982,452	1,297,027	32.02	1,226,772	2,397,449	95.43
KUWAIT	23,872	15,902	-33.39	104,386	93,727	-10.21
JORDAN	837,620	427,949	-48.91	751,540	313,264	-58.32

TABEL 5. PERKEMBANGAN EKSPOR INDONESIA MENURUT KOMODITI DAN NEGARA TUJUAN

JENIS BARANG	BERAT BERSIH (KG)		PERUB	NILAI FOB (US \$)		PERUB
	JAN-JUN 2009	JAN-JUN 2010	%	JAN-JUN 2009	JAN-JUN 2010	%
	(1)	(2)	(3)	(4)	(5)	(6)
LEBANON	87,500	20,000	-77.14	111,310	9,900	-91.11
YEMEN	20,000	63,928	219.64	11,260	159,920	1,320.25
OMAN	0	2,026,471	-	0	1,922,992	-
SYRIA ARAB REPUBLIC	796,531	454,060	-43.00	862,833	463,410	-46.29
TURKEY	3,514,900	6,130,369	74.41	3,918,535	9,519,705	142.94
UNITED ARAB EMIRATES	980,530	5,147,623	424.98	1,209,542	4,862,900	302.04
QATAR	6,201	3,899,084	62,778.31	16,300	3,431,667	20,953.17
EGYPT	3,505,771	2,696,205	-23.09	2,455,302	3,066,013	24.87
LIBYAN ARAB JAMAHIRIYA	15,836	20,151	27.25	23,964	45,749	90.91
MOROCCO	170,980	276,200	61.54	115,071	423,031	267.63
TUNISIA	0	11,481	-	0	29,126	-
ALGERIA	333,500	60,000	-82.01	160,880	44,100	-72.59
SUDAN	599,233	815,982	36.17	387,269	451,973	16.71
ETHIOPIA	161,600	0	-100.00	83,656	0	-100.00
TANZANIA, UNITED REPUBLIC OF	384,000	688,799	79.37	167,078	362,632	117.04
MADAGASCAR	158,638	188,268	18.68	286,200	292,466	2.19
KENYA	201,803	384,652	90.61	334,610	588,018	75.73
REUNION	0	14,000	-	0	13,510	-
MOZAMBIQUE	84,000	44,000	-47.62	47,800	24,200	-49.37
TOGO	5,114	0	-100.00	4,579	0	-100.00
GHANA	375,300	485,305	29.31	271,001	405,075	49.47
ANGOLA	21,600	2,232,000	10,233.33	8,424	1,352,340	15,953.42
CAMEROON	366,799	40,169	-89.05	209,795	41,182	-80.37
NIGERIA	6,724,779	8,840,459	31.46	5,784,656	7,244,859	25.24
SIERRA LEONE	36,288	285,533	686.85	55,884	471,687	744.05
COTE D'IVOIRE	152,200	247,513	62.62	1,526,946	1,834,918	20.17
SENEGAL	21,600	64,800	200.00	9,972	32,524	226.15
UGANDA	0	16,442	-	0	116,099	-
DJIBOUTI	542,700	398,800	-26.52	438,344	441,846	0.80
SOUTH AFRICA	3,126,380	6,253,024	100.01	2,623,267	6,074,714	131.57
MALAWI	144,000	186,000	29.17	78,500	101,650	29.49
MAURITIUS	781,597	227	-99.97	333,360	3,564	-98.93
AUSTRALIA	8,089,010	18,580,737	129.70	9,377,440	19,960,508	112.86
NEW ZEALAND	1,086,456	1,658,097	52.62	1,427,258	2,564,365	79.67
GUAM	15,618	15,618	0.00	24,209	24,209	0.00
NEW CALEDONIA	11	99	800.00	207	57	-72.46
AMERICAN SAMOA	20,918	0	-100.00	38,853	0	-100.00
FIJI	760	0	-100.00	980	0	-100.00
SAMOA	40,101	0	-100.00	17,031	0	-100.00
EAST TIMOR	42,943	107,905	151.27	16,830	174,868	939.03
UNITED STATES	21,258,751	36,274,291	70.63	24,002,530	50,870,771	111.94
CANADA	3,887,535	3,063,574	-21.19	3,970,261	3,425,006	-13.73
MEXICO	952,043	689,123	-27.62	1,208,103	1,574,591	30.34
GUATEMALA	101,779	43,200	-57.56	46,049	22,067	-52.08
HONDURAS	0	41,600	-	0	21,500	-
NICARAGUA	0	20,000	-	0	10,200	-
PANAMA	4,500	0	-100.00	57,259	0	-100.00
SURINAME	163	25	-84.66	675	78	-88.44
CHILE	247,699	243,200	-1.82	219,074	194,808	-11.08
VENEZUELA	151,200	199,200	31.75	73,775	273,787	271.11
ARGENTINA	1,073,972	1,156,600	7.69	999,134	1,252,373	25.35
BRAZIL	3,126,034	3,719,162	18.97	4,265,607	6,817,018	59.81
COLOMBIA	655,903	676,235	3.10	799,580	1,110,125	38.84
URUGUAY	1,500	271,170	17,978.00	384,750	789,961	105.32
PARAGUAY	0	20,000	-	0	11,200	-
ECUADOR	14,400	54,000	275.00	19,675	55,800	183.61
PERU	457,906	415,215	-9.32	499,345	1,005,326	101.33
JAMAICA	27,493	0	-100.00	30,657	0	-100.00
DOMINICAN REPUBLIC	127,200	144,486	13.59	155,628	209,500	34.62
EL SALVADOR	0	3,000	-	0	39,505	-
DOMINICA	41,600	0	-100.00	19,067	0	-100.00
UNITED KINGDOM	3,188,234	4,760,163	49.30	3,847,276	7,514,322	95.32
NETHERLANDS	17,047,816	34,499,844	102.37	21,124,429	46,349,770	119.41
FRANCE	1,758,330	1,418,409	-19.33	1,506,570	2,393,528	58.87
GERMANY, FED. REP. OF	8,596,198	9,746,281	13.38	14,604,405	18,550,481	27.02
AUSTRIA	0	14	-	0	1,463	-
BELGIUM	7,509,363	7,623,670	1.52	17,173,390	19,715,844	14.80
SWITZERLAND	8,133	35,986	342.47	162,574	102,038	-37.24
DENMARK	1,811,450	2,636,020	45.52	1,386,890	3,335,427	140.50
NORWAY	182,340	139,815	-23.32	123,720	138,687	12.10
SWEDEN	488,000	1,047,999	114.75	728,196	1,671,422	129.53
FINLAND	1,018,500	801,550	-21.30	1,521,638	1,451,016	-4.64
IRELAND	173,502	186,740	7.63	260,253	697,827	168.13
ITALY	2,011,015	3,003,074	49.33	2,094,658	4,441,733	112.05
SPAIN	8,099,179	12,159,788	50.14	8,137,781	15,422,947	89.52
PORTUGAL	277,620	411,469	48.21	235,402	550,101	133.69
GREECE	130,195	918,721	605.65	142,763	1,122,112	686.00
DEMOCRATIC REPUBLIC OF THE	87,000	146,400	68.28	158,174	153,300	-3.08



TABEL 5. PERKEMBANGAN EKSPOR INDONESIA MENURUT KOMODITI DAN NEGARA TUJUAN

JENIS BARANG	BERAT BERSIH (KG)		PERUB	NILAI FOB (US \$)		PERUB
	JAN-JUN 2009	JAN-JUN 2010	%	JAN-JUN 2009	JAN-JUN 2010	%
(1)	(2)	(3)	(4)	(5)	(6)	(7)
HUNGARY	58,803	117,600	99.99	147,040	294,058	99.99
POLAND	1,181,498	3,514,496	197.46	1,812,326	5,818,131	221.03
ROMANIA	157,500	431,499	173.97	169,397	733,445	332.97
BULGARIA	128,061	410,841	220.82	94,417	581,154	515.52
BELARUS	39,960	0	-100.00	21,479	0	-100.00
UKRAINE	757,500	2,811,150	271.11	1,039,254	5,508,002	430.00
LITHUANIA	2,695,960	350,000	-87.02	1,985,137	641,201	-67.70
ESTONIA	53,500	0	-100.00	66,324	0	-100.00
CROATIA	87,500	17,000	-80.57	127,935	31,624	-75.28
SLOVENIA	303,500	803,997	164.91	499,051	1,441,884	188.93
CZECH REPUBLIC	274,000	169,224	-38.24	283,086	307,802	8.73
RUSSIA FEDERATION	4,413,899	3,677,988	-16.67	4,388,512	6,432,614	46.58
<b>-LAINNYA</b>	<b>76,112,194</b>	<b>194,915,268</b>	<b>156.09</b>	<b>35,256,269</b>	<b>143,996,683</b>	<b>308.43</b>
JAPAN	2,306	6,130	165.83	75,874	9,972	-86.86
HONG KONG	2,083	1,000	-51.99	8,370	1,681	-79.92
KOREA, REPUBLIC OF	27,241,192	131,338,149	382.13	11,601,118	100,481,111	766.13
TAIWAN	12,385	26,455	113.61	20,596	39,534	91.95
CHINA	186,482	25,072,537	13,345.02	208,685	18,156,959	8,600.65
PAPUA NEW GUINEA	0	57	-	0	480	-
THAILAND	271,823	386,621	42.23	309,646	462,013	49.21
SINGAPORE	41,707,360	4,383,714	-89.49	18,179,442	1,905,960	-89.52
PHILIPPINES	993,550	116,458	-88.28	1,029,749	216,344	-78.99
MALAYSIA	159,747	4,005,588	2,407.46	257,105	2,062,717	702.29
BRUNEI DARUSSALAM	17,051	100	-99.41	15,878	864	-94.56
VIET NAM	17,261	6,552	-62.04	37,030	33,186	-10.38
INDIA	1,337	6,197	363.50	1,885	27,600	1,364.19
BANGLADESH	61,962	5,650	-90.88	132,448	26,570	-79.94
SRI LANKA	1,872	2,329	24.41	3,845	5,971	55.29
IRAN (ISLAMIC REPUBLIC OF)	58	0	-100.00	5	0	-100.00
JORDAN	27,153	0	-100.00	35,585	0	-100.00
LEBANON	14,475	0	-100.00	28,053	0	-100.00
YEMEN	29,811	20,981	-29.62	52,181	47,353	-9.25
TURKEY	0	1,000	-	0	1,450	-
UNITED ARAB EMIRATES	5,304,089	29,420,367	454.67	3,159,263	20,324,502	543.33
MADAGASCAR	0	123	-	0	117	-
MAURITIUS	12,112	0	-100.00	23,140	0	-100.00
AUSTRALIA	32,153	85,152	164.83	50,308	168,810	235.55
FIJI	11,893	0	-100.00	20,250	0	-100.00
EAST TIMOR	0	30,022	-	0	23,278	-
UNITED STATES	3,989	7	-99.82	5,792	1	-99.98
UNITED KINGDOM	0	4	-	0	2	-
NETHERLANDS	28	47	67.86	14	127	807.14
GERMANY, FED. REP. OF	22	12	-45.45	7	16	128.57
ITALY	0	16	-	0	65	-
<b>PUPUK</b>	<b>242,750,997</b>	<b>186,658,995</b>	<b>-23.11</b>	<b>111,745,485</b>	<b>56,498,731</b>	<b>-49.44</b>
JAPAN	12,232,495	12,105,292	-1.04	1,829,322	1,847,678	1.00
HONG KONG	927	574	-38.08	1,511	1,244	-17.67
KOREA, REPUBLIC OF	7,102,932	205,749	-97.10	2,269,248	34,293	-98.49
TAIWAN	6,926,177	339,880	-95.09	1,923,086	80,665	-95.81
CHINA	6,360,500	40,003	-99.37	3,795,358	15,223	-99.60
PAPUA NEW GUINEA	39,999	0	-100.00	23,000	0	-100.00
THAILAND	11,835,706	35,766,718	202.19	3,375,129	10,440,485	209.34
SINGAPORE	1,177,191	548,301	-53.42	372,171	217,396	-41.59
PHILIPPINES	27,882,208	66,077,494	136.99	7,870,246	19,439,450	147.00
MALAYSIA	74,146,752	46,694,445	-37.02	32,517,929	17,136,435	-47.30
MYANMAR (FORM. BURMA)	15,077,090	79,999	-99.47	4,428,443	11,480	-99.74
BRUNEI DARUSSALAM	0	699,194	-	0	334,680	-
VIET NAM	18,142,622	13,576,245	-25.17	7,179,704	3,782,578	-47.32
MALDIVES	0	264	-	0	700	-
INDIA	39,483,364	0	-100.00	31,258,456	0	-100.00
BANGLADESH	112,999	20,000	-82.30	65,854	21,108	-67.95
SRI LANKA	0	20,000	-	0	7,650	-
KUWAIT	22,999	25,000	8.70	11,362	10,000	-11.99
OMAN	173,250	22,000	-87.30	16,800	4,620	-72.50
TURKEY	60,000	408,000	580.00	45,055	204,000	352.78
MADAGASCAR	0	50,429	-	0	14,768	-
KENYA	1,149,999	920,000	-20.00	662,653	384,100	-42.04
SOUTH AFRICA	150,000	0	-100.00	116,637	0	-100.00
MAURITIUS	0	75,000	-	0	21,600	-
AUSTRALIA	3,225,499	7,081,497	119.55	982,632	2,025,876	106.17
NEW ZEALAND	656,999	1,493,998	127.40	169,200	283,542	67.58
EAST TIMOR	99,101	0	-100.00	52,036	0	-100.00
UNITED STATES	272,374	292,650	7.44	104,026	81,252	-21.89
CANADA	0	1,000	-	0	4,400	-
BRAZIL	0	100,000	-	0	83,000	-
COLOMBIA	15,828,084	0	-100.00	12,504,186	0	-100.00

TABEL 5. PERKEMBANGAN EKSPOR INDONESIA MENURUT KOMODITI DAN NEGARA TUJUAN

JENIS BARANG	BERAT BERSIH (KG)		PERUB	NILAI FOB (US \$)		PERUB
	JAN-JUN 2009	JAN-JUN 2010	%	JAN-JUN 2009	JAN-JUN 2010	%
	(1)	(2)	(3)	(4)	(5)	(6)
NETHERLANDS	57,450	15,263	-73.43	35,760	10,508	-70.62
FRANCE	220,000	0	-100.00	34,980	0	-100.00
LUXEMBOURG	1,000	0	-100.00	157	0	-100.00
IRELAND	264,000	0	-100.00	72,600	0	-100.00
MALTA	49,280	0	-100.00	27,944	0	-100.00
<b>PRODUK PHARMASI</b>	<b>5,601,126</b>	<b>8,558,851</b>	<b>52.81</b>	<b>95,498,134</b>	<b>146,463,284</b>	<b>53.37</b>
JAPAN	98,563	121,341	23.11	10,147,839	13,280,032	30.87
HONG KONG	112,762	352,062	212.22	2,381,223	1,868,537	-21.53
KOREA, REPUBLIC OF	40,965	533,092	1,201.34	7,159,617	30,942,317	332.18
TAIWAN	6,822	15,364	125.21	588,365	608,791	3.47
CHINA	28,942	28,187	-2.61	278,524	765,082	174.69
MONGOLIA	35,719	73,211	104.96	173,206	233,097	34.58
MACAU	28,262	96	-99.66	8,778	3,411	-61.14
PAPUA NEW GUINEA	1,205	3,264	170.87	40,742	21,166	-48.05
THAILAND	974,829	1,066,384	9.39	9,067,750	9,226,487	1.75
SINGAPORE	236,727	352,093	48.73	2,437,458	3,587,318	47.17
PHILIPPINES	895,382	892,781	-0.29	16,003,611	13,701,834	-14.38
MALAYSIA	509,263	589,821	15.82	2,773,885	3,186,237	14.87
MYANMAR (FORM. BURMA)	656,044	363,471	-44.60	3,399,144	2,861,673	-15.81
CAMBODIA	115,737	74,608	-35.54	1,496,477	1,817,954	21.48
BRUNEI DARUSSALAM	8,334	1,357	-83.72	43,484	14,331	-67.04
LAO PEOPLE'S DEMOCRATIC RE	0	10	-	0	10	-
NEPAL	3,521	1,468	-58.31	281,852	117,476	-58.32
VIET NAM	143,870	869,003	504.02	4,708,318	6,130,500	30.21
MALDIVES	30	3,650	12,066.67	3,180	4,400	38.36
INDIA	7,462	12,337	65.33	9,943,937	24,262,960	144.00
PAKISTAN	42,844	31,249	-27.06	533,851	373,394	-30.06
BANGLADESH	0	1,435	-	0	29,571	-
SRI LANKA	352,940	906,521	156.85	1,964,943	2,501,969	27.33
AFGHANISTAN	84,650	48,052	-43.23	131,852	354,604	168.94
SAUDI ARABIA	7,558	5,971	-21.00	4,517	30,530	575.89
KUWAIT	0	7	-	0	20	-
YEMEN	3,531	5,239	48.37	109,066	60,429	-44.59
SYRIA ARAB REPUBLIC	1,502	798	-46.87	61,599	27,065	-56.06
TURKEY	1,123	0	-100.00	253,000	0	-100.00
UNITED ARAB EMIRATES	5,979	14,862	148.57	32,597	148,321	355.01
QATAR	1,537	3,597	134.03	17,900	246,722	1,278.34
BAHRAIN	586	60	-89.76	12,788	1,875	-85.34
EGYPT	32,089	31	-99.90	21,887	6,074	-72.25
LIBYAN ARAB JAMAHIRIYA	162	0	-100.00	16,473	0	-100.00
MOROCCO	0	1,717	-	0	98,600	-
ALGERIA	872	0	-100.00	227,300	0	-100.00
ERITREA	1,691	423	-74.99	102,002	28,950	-71.62
ETHIOPIA	0	5,873	-	0	44,932	-
MADAGASCAR	1,014	3,056	201.38	61,136	210,600	244.48
KENYA	2,262	7,609	236.38	193,435	432,073	123.37
EQUATORIAL GUINEA	302	0	-100.00	18,252	0	-100.00
TOGO	55,433	81,924	47.79	615,143	957,900	55.72
GHANA	230	0	-100.00	862	0	-100.00
LIBERIA	0	4,431	-	0	548,868	-
GUINEA	2	1,701	84,950.00	3	339,790	11,326,233.33
CAMEROON	10,782	2,111	-80.42	654,921	149,965	-77.10
NIGERIA	471,195	862,166	82.97	9,220,985	7,252,381	-21.35
SIERRA LEONE	0	3,109	-	0	430,862	-
GABON	0	12,382	-	0	151,830	-
COTE D'IVOIRE	21,429	22,442	4.73	984,356	241,498	-75.47
SENEGAL	3,491	32,634	834.80	35,376	746,759	2,010.92
MAURITANIA	0	1,344	-	0	200,330	-
MALI	280	4,024	1,337.14	16,900	799,122	4,628.53
BENIN	17,012	21,510	26.44	69,622	624,566	797.08
BURKINA FASO	0	13,154	-	0	2,790,720	-
GUINEA BISSAU	0	175	-	0	36,936	-
GAMBIA	404	473	17.08	25,439	67,880	166.83
SEYCHELLES	3,147	1,585	-49.63	7,464	7,195	-3.60
UGANDA	1,481	7,507	406.89	89,401	517,047	478.35
CENTRAL AFRICAN REPUBLIC	0	31	-	0	1,700	-
CHAD	141	0	-100.00	10,000	0	-100.00
DJIBOUTI	4,469	0	-100.00	24,863	0	-100.00
SOUTH AFRICA	10,039	25,940	158.39	255,820	747,634	192.25
ZIMBABWE	0	348	-	0	19,975	-
ZAMBIA	1,601	0	-100.00	86,520	0	-100.00
COMOROS	0	78	-	0	5,404	-
BURUNDI	0	3,009	-	0	194,830	-
MAURITIUS	568	446	-21.48	10,655	12,194	14.44
AUSTRALIA	284,256	349,269	22.87	4,928,689	5,298,606	7.51
NEW ZEALAND	44,852	59,850	33.44	570,434	680,496	19.29
NORTHERN MARIANA ISLANDS	317	2,633	730.60	963	7,196	647.25

TABEL 5. PERKEMBANGAN EKSPOR INDONESIA MENURUT KOMODITI DAN NEGARA TUJUAN

JENIS BARANG	BERAT BERSIH (KG)		PERUB %	NILAI FOB (US \$)		PERUB %
	JAN-JUN 2009	JAN-JUN 2010		JAN-JUN 2009	JAN-JUN 2010	
(1)	(2)	(3)	(4)	(5)	(6)	(7)
COOK ISLANDS	1,655	0	-100.00	2,216	0	-100.00
FIJI	1,749	3,286	87.88	11,580	27,782	139.91
SAMOA	1,415	0	-100.00	1,008	0	-100.00
EAST TIMOR	11,961	150,765	1,160.47	21,094	137,889	553.69
UNITED STATES	118,674	131,820	11.08	108,618	184,210	69.59
CANADA	0	1	-	0	773	-
MEXICO	1,663	0	-100.00	224,292	0	-100.00
PANAMA	0	1,839	-	0	212,622	-
SURINAME	4,402	8,031	82.44	20,973	35,811	70.75
ARGENTINA	0	8	-	0	18,550	-
BRAZIL	0	35	-	0	8,167	-
ECUADOR	3,878	6,034	55.60	92,982	108,347	16.52
BARBADOS	86	205	138.37	144	288	100.00
CAPE VERDE	0	85	-	0	4,854	-
UNITED KINGDOM	5,148	17,647	242.79	289,691	1,466,667	406.29
NETHERLANDS	8,500	13,873	63.21	967,437	576,007	-40.46
FRANCE	1,216	1,078	-11.35	136,081	79,932	-41.26
GERMANY, FED. REP. OF	22,207	302,272	1,261.16	285,203	3,274,058	1,047.97
AUSTRIA	0	68	-	0	124	-
BELGIUM	3,909	671	-82.83	29,210	7,621	-73.91
SWITZERLAND	26,519	171	-99.36	104,755	401	-99.62
NORWAY	42	0	-100.00	60	0	-100.00
FINLAND	1,584	0	-100.00	152,730	0	-100.00
ITALY	404	0	-100.00	223,914	0	-100.00
SPAIN	0	10	-	0	20	-
PORTUGAL	0	12,325	-	0	14,570	-
GREECE	1,267	1,690	33.39	6,131	16,036	161.56
POLAND	414	0	-100.00	21,000	0	-100.00
ROMANIA	1,817	1,848	1.71	145,323	133,289	-8.28
AZERBAIJAN	0	24	-	0	40	-
TAJIKISTAN	358	0	-100.00	18,370	0	-100.00
UZBEKISTAN	5,756	557	-90.32	321,309	86,125	-73.20
REP. OF MACEDONIA	0	52	-	0	2,975	-
RUSSIA FEDERATION	292	80	-72.60	5,609	5,100	-9.07
<b>KULIT DAN BARANG DARI KULIT</b>	<b>4,332,688</b>	<b>6,402,693</b>	<b>47.78</b>	<b>79,871,288</b>	<b>99,476,717</b>	<b>24.55</b>
JAPAN	103,875	1,457,336	1,302.97	1,924,329	5,775,773	200.14
HONG KONG	1,218,547	1,574,701	29.23	19,393,215	26,249,837	35.36
KOREA, REPUBLIC OF	242,159	221,030	-8.73	2,483,327	3,865,428	55.66
TAIWAN	74,643	51,259	-31.33	993,214	845,052	-14.92
CHINA	583,315	461,350	-20.91	10,338,236	6,229,735	-39.74
MACAU	1,170	1,223	4.53	40,452	49,882	23.31
PAPUA NEW GUINEA	9,259	1,482	-83.99	3,180	3,189	0.28
THAILAND	264,377	141,359	-46.53	4,041,926	2,565,547	-36.53
SINGAPORE	302,379	326,303	7.91	4,446,700	5,247,741	18.01
PHILIPPINES	11,710	11,814	0.89	137,411	260,339	89.46
MALAYSIA	403,505	246,836	-38.83	6,836,717	4,014,092	-41.29
CAMBODIA	4,119	33,541	714.30	105,596	710,757	573.09
BRUNEI DARUSSALAM	534	1,451	171.72	2,309	7,015	203.81
NEPAL	12	0	-100.00	1,975	0	-100.00
VIET NAM	153,074	208,646	36.30	3,814,106	5,192,546	36.14
MALDIVES	659	682	3.49	23,241	8,616	-62.93
INDIA	206,001	217,590	5.63	3,234,197	2,771,272	-14.31
PAKISTAN	274	1,046	281.75	8,583	20,813	142.49
SRI LANKA	14,057	17,724	26.09	244,094	322,669	32.19
IRAN (ISLAMIC REPUBLIC OF)	13,216	57,993	338.81	51,791	167,716	223.83
SAUDI ARABIA	468	4,510	863.68	3,556	24,240	581.66
ISRAEL	103	0	-100.00	306	0	-100.00
KUWAIT	0	131	-	0	1,382	-
JORDAN	0	1,063	-	0	83	-
LEBANON	36	558	1,450.00	309	1,145	270.55
SYRIA ARAB REPUBLIC	197	208	5.58	1,080	1,200	11.11
TURKEY	17,779	39,344	121.29	56,279	154,499	174.52
UNITED ARAB EMIRATES	1,053	412	-60.87	13,979	17,468	24.96
QATAR	0	4,125	-	0	109,350	-
BAHRAIN	0	9	-	0	2,789	-
CYPRUS	171	96	-43.86	1,763	3,240	83.78
NAMIBIA	311	0	-100.00	721	0	-100.00
ETHIOPIA	0	2,125	-	0	60,826	-
TANZANIA, UNITED REPUBLIC OF	4	0	-100.00	68	0	-100.00
MADAGASCAR	406	0	-100.00	1,453	0	-100.00
KENYA	15	1	-93.33	412	6	-98.54
REUNION	131	35	-73.28	4,800	120	-97.50
TOGO	0	73	-	0	134	-
LIBERIA	0	137	-	0	70	-
ANGOLA	0	204	-	0	224	-
CAMEROON	0	78	-	0	122	-
NIGERIA	0	71	-	0	218	-

TABEL 5. PERKEMBANGAN EKSPOR INDONESIA MENURUT KOMODITI DAN NEGARA TUJUAN

JENIS BARANG	BERAT BERSIH (KG)		PERUB	NILAI FOB (US \$)		PERUB
	JAN-JUN 2009	JAN-JUN 2010	%	JAN-JUN 2009	JAN-JUN 2010	%
	(1)	(2)	(3)	(4)	(5)	(6)
SENEGAL	3	0	-100.00	10	0	-100.00
SEYCHELLES	161	0	-100.00	448	0	-100.00
SOUTH AFRICA	8	676	8,350.00	168	4,105	2,343.45
MAURITIUS	850	2,230	162.35	2,517	2,451	-2.62
AUSTRALIA	47,645	101,647	113.34	615,484	1,679,674	172.90
NEW ZEALAND	4,552	1,538	-66.21	87,399	13,058	-85.06
GUAM	41	44	7.32	481	903	87.73
NEW CALEDONIA	580	1,086	87.24	4,730	5,369	13.51
VANUATU	794	0	-100.00	980	0	-100.00
FIJI	930	65	-93.01	16,398	1,325	-91.92
EAST TIMOR	509	5,656	1,011.20	957	22,406	2,241.27
UNITED STATES	286,302	598,691	109.11	10,553,038	19,666,360	86.36
CANADA	1,795	5,680	216.43	62,208	187,609	201.58
MEXICO	1,424	3,008	111.24	74,216	127,992	72.46
PANAMA	4	2	-50.00	380	10	-97.37
CHILE	458	264	-42.36	1,590	1,252	-21.26
VENEZUELA	0	242	-	0	5,066	-
BRAZIL	0	473	-	0	11,595	-
COLOMBIA	0	269	-	0	2,886	-
URUGUAY	672	0	-100.00	3,829	0	-100.00
PERU	0	1,312	-	0	11,843	-
JAMAICA	21	52	147.62	50	156	212.00
PUERTO RICO	31	42	35.48	460	600	30.43
DOMINICAN REPUBLIC	1,339	1	-99.93	3,138	14	-99.55
HAITI	451	0	-100.00	868	0	-100.00
BARBADOS	2	6	200.00	105	70	-33.33
BERMUDA	8	276	3,350.00	37	3,070	8,197.30
FRENCH POLYNESIA	141	330	134.04	142	6,172	4,246.48
MARTINIQUE	70	0	-100.00	105	0	-100.00
NETHERLANDS ANTILLES	490	74	-84.90	8,191	4,146	-49.38
GUADELOUPE	57	0	-100.00	47	0	-100.00
UNITED KINGDOM	15,066	11,225	-25.49	203,205	100,967	-50.31
NETHERLANDS	26,143	177,626	579.44	425,138	1,646,016	287.17
FRANCE	15,483	17,892	15.56	232,234	349,634	50.55
GERMANY, FED. REP. OF	88,812	132,008	48.64	2,897,555	3,783,337	30.57
AUSTRIA	5,909	7,651	29.48	175,196	255,023	45.56
BELGIUM	516	10,471	1,929.26	3,746	21,191	465.70
SWITZERLAND	926	790	-14.69	25,938	18,349	-29.26
DENMARK	663	9,708	1,364.25	16,762	57,980	245.90
NORWAY	10,626	92	-99.13	168,936	307	-99.82
SWEDEN	932	367	-60.62	36,888	8,529	-76.88
FINLAND	27	8	-70.37	192	40	-79.17
IRELAND	283	18	-93.64	2,117	734	-65.33
ITALY	126,103	129,884	3.00	5,023,501	5,688,217	13.23
SPAIN	59,431	82,691	39.14	938,055	1,023,896	9.15
PORTUGAL	1,054	5,563	427.80	22,498	15,104	-32.87
GREECE	1,167	618	-47.04	6,699	13,312	98.72
HUNGARY	116	165	42.24	190	105	-44.74
POLAND	640	2,917	355.78	31,507	31,635	0.41
ROMANIA	27	0	-100.00	109	0	-100.00
YUGOSLAVIA	8	3	-62.50	37	361	875.68
LITHUANIA	2	0	-100.00	120	0	-100.00
ESTONIA	0	110	-	0	616	-
CROATIA	1,826	953	-47.81	12,898	5,916	-54.13
MALTA	0	53	-	0	93	-
SLOVAKIA	7	0	-100.00	337	0	-100.00
SLOVENIA	0	1,600	-	0	5,148	-
CZECH REPUBLIC	24	70	191.67	129	6,940	5,279.84
<b>KACA DAN BARANG DARI KACA</b>	<b>336,239,564</b>	<b>398,107,259</b>	<b>18.40</b>	<b>166,399,272</b>	<b>203,878,943</b>	<b>22.52</b>
JAPAN	23,299,292	46,463,743	99.42	16,841,621	28,066,425	66.65
HONG KONG	870,917	1,203,015	38.13	541,300	807,307	49.14
KOREA, DEMOCRATIC PEOPLE'S	14,288	0	-100.00	10,319	0	-100.00
KOREA, REPUBLIC OF	26,722,034	29,015,379	8.58	6,686,688	9,374,232	40.19
TAIWAN	4,213,726	28,509,268	576.58	2,077,866	4,612,996	122.01
CHINA	7,556,474	22,959,378	203.84	5,332,992	11,650,472	118.46
MONGOLIA	102	0	-100.00	300	0	-100.00
MACAU	39	64,919	166,358.97	495	34,963	6,963.23
PAPUA NEW GUINEA	3,372,546	3,085,729	-8.50	1,966,467	1,724,542	-12.30
THAILAND	14,686,880	20,294,753	38.18	6,497,608	9,943,774	53.04
SINGAPORE	6,148,473	7,277,265	18.36	5,324,888	5,151,884	-3.25
PHILIPPINES	26,067,907	33,344,262	27.91	9,703,481	13,848,717	42.72
MALAYSIA	39,135,633	34,067,964	-12.95	13,918,655	14,178,803	1.87
MYANMAR (FORM. BURMA)	2,009,347	2,806,554	39.67	566,084	943,102	66.60
CAMBODIA	118,424	441,153	272.52	51,574	246,077	377.13
BRUNEI DARUSSALAM	306,789	269,027	-12.31	116,373	156,716	34.67
NEPAL	11,730	11,049	-5.81	11,520	9,724	-15.59
VIET NAM	24,391,980	28,575,848	17.15	8,738,198	12,345,220	41.28

TABEL 5. PERKEMBANGAN EKSPOR INDONESIA MENURUT KOMODITI DAN NEGARA TUJUAN

JENIS BARANG	BERAT BERSIH (KG)		PERUB	NILAI FOB (US \$)		PERUB
	JAN-JUN 2009	JAN-JUN 2010	%	JAN-JUN 2009	JAN-JUN 2010	%
	(1)	(2)	(3)	(4)	(5)	(6)
MALDIVES	53,661	153,702	186.43	64,680	148,957	130.30
INDIA	20,623,524	7,724,871	-62.54	10,673,156	7,110,116	-33.38
PAKISTAN	7,106,409	7,946,112	11.82	4,733,983	5,519,632	16.60
BANGLADESH	2,197,334	1,536,537	-30.07	1,020,169	853,485	-16.34
SRI LANKA	1,196,841	1,736,184	45.06	477,867	755,116	58.02
AFGHANISTAN	489,494	942,384	92.52	325,255	720,940	121.65
IRAQ	209,293	681,657	225.70	191,914	425,414	121.67
IRAN (ISLAMIC REPUBLIC OF)	325,359	476,725	46.52	261,782	336,680	28.61
SAUDI ARABIA	3,423,105	1,556,842	-54.52	2,335,625	1,135,974	-51.36
ISRAEL	620,635	302,237	-51.30	340,289	165,502	-51.36
KUWAIT	1,339,243	430,787	-67.83	555,999	283,599	-48.99
JORDAN	2,900,226	1,618,044	-44.21	1,626,783	1,131,306	-30.46
LEBANON	332,306	179,012	-46.13	116,510	74,268	-36.26
PALESTINA	0	17,795	-	0	9,101	-
YEMEN	2,033,001	1,869,420	-8.05	1,115,744	1,088,858	-2.41
OMAN	160,438	148,854	-7.22	87,087	80,769	-7.25
SYRIA ARAB REPUBLIC	1,647,824	2,079,233	26.18	1,472,303	1,172,384	-20.37
TURKEY	4,858,335	9,475,707	95.04	2,501,463	5,755,293	130.08
UNITED ARAB EMIRATES	5,730,551	5,256,463	-8.27	3,633,584	3,497,429	-3.75
QATAR	715,018	488,739	-31.65	220,213	391,083	77.59
BAHRAIN	259,563	25,123	-90.32	86,529	18,483	-78.64
CYPRUS	29,634	11,027	-62.79	22,341	13,290	-40.51
EGYPT	9,336,335	9,036,301	-3.21	5,871,346	4,807,030	-18.13
LIBYAN ARAB JAMAHIRIYA	141,864	788,019	455.47	55,120	211,178	283.12
MOROCCO	107,792	269,600	150.11	106,993	177,388	65.79
TUNISIA	7,647	611,462	7,896.10	22,770	541,210	2,276.86
ALGERIA	2,607,530	3,971,725	52.32	1,220,960	1,777,995	45.62
SUDAN	722,789	1,194,146	65.21	529,941	599,618	13.15
LESOTHO	13,830	96,681	599.07	11,115	69,353	523.96
NAMIBIA	21,968	236	-98.93	7,350	940	-87.21
ETHIOPIA	99,920	0	-100.00	55,800	0	-100.00
TANZANIA, UNITED REPUBLIC OF	159,366	232,045	45.61	48,674	109,277	124.51
MADAGASCAR	1,166,645	2,352,793	101.67	367,528	906,160	146.56
SOMALIA	22,010	24,180	9.86	16,804	22,968	36.68
KENYA	4,221,288	3,809,786	-9.75	973,493	1,111,787	14.21
REUNION	274,819	369,900	34.60	184,657	194,671	5.42
MOZAMBIQUE	34,631	63,857	84.39	17,339	40,116	131.36
BOTSWANA	67	0	-100.00	281	0	-100.00
TOGO	0	50,456	-	0	29,430	-
GHANA	213,840	128,360	-39.97	85,554	46,949	-45.12
LIBERIA	7	519	7,314.29	45	264	486.67
ANGOLA	879,292	284,515	-67.64	427,064	133,730	-68.69
CONGO	44,445	48,853	9.92	13,880	20,396	46.95
CAMEROON	44,152	58,653	32.84	11,783	20,548	74.39
NIGERIA	533,964	416,871	-21.93	217,758	204,946	-5.88
GABON	100	68	-32.00	309	194	-37.22
COTE D'IVOIRE	120,478	244,442	102.89	63,167	70,967	12.35
SENEGAL	280,663	435,902	55.31	224,643	275,089	22.46
BENIN	33,890	53,002	56.39	15,000	22,768	51.79
GUINEA BISSAU	0	14	-	0	70	-
GAMBIA	0	33	-	0	5	-
U.S. VIRGIN ISLANDS	580	0	-100.00	6,890	0	-100.00
SEYCHELLES	17,154	5,810	-66.13	63,611	17,800	-72.02
UGANDA	241	194	-19.50	570	300	-47.37
DJIBOUTI	48,156	0	-100.00	26,530	0	-100.00
SOUTH AFRICA	6,874,235	7,879,767	14.63	3,002,432	4,740,884	57.90
ZIMBABWE	29,677	34,385	15.86	24,271	28,228	16.30
ZAMBIA	0	9,736	-	0	8,082	-
COMOROS	0	1,525	-	0	3,679	-
MAURITIUS	500,443	748,054	49.48	202,660	339,180	67.36
RWANDA	0	40,519	-	0	34,272	-
VIRGIN ISLANDS (BRITISH)	373	195	-47.72	1,412	798	-43.48
AUSTRALIA	21,470,178	19,253,999	-10.32	12,991,924	11,240,827	-13.48
NEW ZEALAND	8,148,511	6,726,743	-17.45	2,682,864	2,871,653	7.04
GUAM	2,024	3,140	55.14	4,797	11,195	133.38
PALAU	26	90	246.15	521	255	-51.06
NEW CALEDONIA	153,652	64,717	-57.88	71,334	52,019	-27.08
SAINT VINCENT AND THE GRENADINES	23,144	69,387	199.81	8,599	24,602	186.10
VANUATU	65,385	36,683	-43.90	47,433	23,150	-51.19
WALLIS AND FUTUNA ISLANDS	80	513	541.25	160	1,031	544.38
AMERICAN SAMOA	0	535	-	0	1,689	-
COOK ISLANDS	854	427	-50.00	3,278	1,105	-66.29
FIJI	105,867	46,108	-56.45	47,291	38,907	-17.73
SAMOA	16,981	8,772	-48.34	12,401	5,996	-51.65
SOLOMON ISLANDS	10,322	0	-100.00	5,976	0	-100.00
TONGA	28	1,333	4,660.71	55	985	1,690.91
EAST TIMOR	356,232	236,387	-33.64	287,325	186,113	-35.23
UNITED STATES	5,346,594	6,542,044	22.36	4,685,486	6,908,316	47.44

TABEL 5. PERKEMBANGAN EKSPOR INDONESIA MENURUT KOMODITI DAN NEGARA TUJUAN

JENIS BARANG	BERAT BERSIH (KG)		PERUB	NILAI FOB (US \$)		PERUB
	JAN-JUN 2009	JAN-JUN 2010	%	JAN-JUN 2009	JAN-JUN 2010	%
	(1)	(2)	(3)	(4)	(5)	(6)
CANADA	815,422	530,593	-34.93	404,766	349,894	-13.56
MEXICO	1,652,125	1,215,049	-26.46	1,021,218	686,592	-32.77
GUATEMALA	894,922	659,063	-26.36	346,027	406,610	17.51
HONDURAS	68,216	286,031	319.30	26,040	103,487	297.42
NICARAGUA	21,723	21,923	0.92	4,957	10,791	117.69
PANAMA	1,462,491	2,159,252	47.64	723,937	1,294,516	78.82
CUBA	38,817	43,131	11.11	30,769	20,111	-34.64
SURINAME	40,547	82,981	104.65	18,076	49,074	171.49
CHILE	1,916,856	1,088,759	-43.20	955,996	868,826	-9.12
VENEZUELA	27,631	11,242	-59.31	100,987	55,904	-44.64
ARGENTINA	877,194	1,391,738	58.66	601,068	965,614	60.65
BRAZIL	3,630,986	4,146,920	14.21	1,136,750	1,685,247	48.25
COLOMBIA	613,120	193,502	-68.44	372,273	140,821	-62.17
BOLIVIA	21,990	0	-100.00	11,574	0	-100.00
URUGUAY	110,385	277,620	151.50	55,991	115,570	106.41
PARAGUAY	79,730	55,963	-29.81	34,555	32,564	-5.76
ECUADOR	697,502	1,505,638	115.86	234,550	654,128	178.89
PERU	51,290	705,145	1,274.82	43,947	293,403	567.63
GUYANA	27,971	113,771	306.75	17,963	39,005	117.14
TRINIDAD AND TOBAGO	1,230,004	469,805	-61.80	459,995	184,998	-59.78
BAHAMAS	0	54	-	0	1,454	-
JAMAICA	64,396	126,784	96.88	26,128	49,562	89.69
PUERTO RICO	691,318	650,184	-5.95	387,585	471,617	21.68
DOMINICAN REPUBLIC	327,754	130,128	-60.30	137,156	94,424	-31.16
EL SALVADOR	43,920	0	-100.00	15,839	0	-100.00
COSTA RICA	182,627	127,509	-30.18	93,187	63,801	-31.53
HAITI	843,918	21,070	-97.50	269,300	8,023	-97.02
BARBADOS	102,121	85,951	-15.83	62,624	63,912	2.06
ANTIGUA AND BARBUDA	0	136	-	0	110	-
ANGUILLA	58	912	1,472.41	241	3,374	1,300.00
ARUBA	21,433	631	-97.06	13,931	653	-95.31
BERMUDA	29	155	434.48	114	117	2.63
CAPE VERDE	34,535	0	-100.00	15,781	0	-100.00
CAYMAN ISLANDS	0	75	-	0	84	-
DOMINICA	0	1,263	-	0	2,198	-
FRENCH GUIANA	3,922	1,052	-73.18	15,059	1,108	-92.64
FRENCH POLYNESIA	3,447	4,231	22.74	5,802	7,135	22.97
MARTINIQUE	1,219	554	-54.55	1,987	1,414	-28.84
NETHERLANDS ANTILLES	3,648	6,293	72.51	12,387	53,360	330.77
SAINT LUCIA	46,459	1,148	-97.53	16,777	5,569	-66.81
GUADELOUPE	3,570	2,119	-40.64	6,756	3,954	-41.47
SAINT KITTS AND NEVIS	1,217	231	-81.02	1,695	519	-69.38
UNITED KINGDOM	1,181,557	953,048	-19.34	1,475,984	1,553,522	5.25
NETHERLANDS	970,740	1,390,257	43.22	1,017,823	1,166,844	14.64
FRANCE	544,346	433,830	-20.30	1,224,146	723,198	-40.92
GERMANY, FED. REP. OF	908,462	1,199,408	32.03	1,297,311	1,405,514	8.34
AUSTRIA	6,231	1,704	-72.65	42,285	14,096	-66.66
BELGIUM	110,389	97,905	-11.31	185,289	174,066	-6.06
SWITZERLAND	7,035	18,580	164.11	37,860	151,097	299.09
DENMARK	130,400	95,726	-26.59	64,384	69,994	8.71
NORWAY	24,164	1,458	-93.97	17,108	4,229	-75.28
SWEDEN	29,771	36,046	21.08	37,780	38,324	1.44
FINLAND	312,895	355,262	13.54	226,725	283,551	25.06
IRELAND	135,169	214,933	59.01	119,310	201,527	68.91
ITALY	536,702	584,888	8.98	568,701	959,604	68.74
SPAIN	8,727,098	413,684	-95.26	2,217,736	631,998	-71.50
PORTUGAL	106,441	73,248	-31.18	71,171	96,835	36.06
GREECE	485,118	581,884	19.95	242,700	266,362	9.75
DEMOCRATIC REPUBLIC OF THE	97,133	88,495	-8.89	64,709	39,083	-39.60
HUNGARY	38,455	37,004	-3.77	109,871	38,371	-65.08
POLAND	2,793,254	2,131,307	-23.70	2,080,713	1,478,465	-28.94
ROMANIA	502,155	333,375	-33.61	439,261	319,103	-27.35
BULGARIA	525,397	151,769	-71.11	231,249	89,704	-61.21
YUGOSLAVIA	358	8	-97.77	826	199	-75.91
ALBANIA	71,142	75,821	6.58	39,386	49,179	24.86
AZERBAIJAN	3	0	-100.00	15	0	-100.00
BELARUS	7,505	0	-100.00	7,003	0	-100.00
KAZAKHSTAN	62,031	168,586	171.78	87,423	204,614	134.05
UKRAINE	288,188	599,146	107.90	480,975	816,072	69.67
LITHUANIA	19,487	31,726	62.81	26,893	42,811	59.19
LATVIA	620	1,216	96.13	3,479	3,807	9.43
ESTONIA	1,165	154,441	13,156.74	2,669	226,454	8,384.60
GEORGIA	209,482	174,390	-16.75	68,081	158,428	132.71
CROATIA	181,746	293,433	61.45	139,771	240,859	72.32
BOSNIA AND HERZEGOVINA	205,286	16,725	-91.85	173,938	14,527	-91.65
MALTA	4,301	95,575	2,122.16	9,981	65,949	560.75
SLOVAKIA	0	55	-	0	161	-
SLOVENIA	2,235	18,543	729.66	3,836	14,656	282.06

TABEL 5. PERKEMBANGAN EKSPOR INDONESIA MENURUT KOMODITI DAN NEGARA TUJUAN

JENIS BARANG	BERAT BERSIH (KG)		PERUB	NILAI FOB (US \$)		PERUB
	JAN-JUN 2009	JAN-JUN 2010	%	JAN-JUN 2009	JAN-JUN 2010	%
	(1)	(2)	(3)	(4)	(5)	(6)
CZECH REPUBLIC	208,566	457,222	119.22	169,970	383,915	125.87
RUSSIA FEDERATION	711,580	1,407,712	97.83	752,223	1,443,536	91.90
<b>KERTAS DAN BARANG DARI KEF</b>	<b>2,130,075,563</b>	<b>2,215,731,315</b>	<b>4.02</b>	<b>1,618,499,886</b>	<b>2,062,836,749</b>	<b>27.45</b>
JAPAN	219,331,265	233,166,746	6.31	199,161,113	216,715,263	8.81
HONG KONG	47,143,245	53,224,768	12.90	36,708,415	44,942,817	22.43
KOREA, DEMOCRATIC PEOPLE'S	1,852	27	-98.54	4,646	100	-97.85
KOREA, REPUBLIC OF	33,544,603	58,304,015	73.81	27,918,297	55,280,525	98.01
TAIWAN	69,465,754	72,971,821	5.05	35,203,489	53,497,261	51.97
CHINA	120,690,074	133,376,365	10.51	69,875,586	104,732,501	49.88
MONGOLIA	103,520	117,642	13.64	54,557	137,100	151.30
MACAU	304,956	1,054,208	245.69	159,707	531,505	232.80
PAPUA NEW GUINEA	1,810,666	1,717,442	-5.15	1,602,418	1,724,591	7.62
THAILAND	47,537,374	60,188,256	26.61	37,593,784	59,170,758	57.40
SINGAPORE	81,494,820	85,959,310	5.48	53,430,758	67,842,673	26.97
PHILIPPINES	54,342,475	48,379,481	-10.97	36,769,333	44,037,868	19.77
MALAYSIA	202,273,098	212,530,700	5.07	134,896,442	182,154,517	35.03
MYANMAR (FORM. BURMA)	20,932,322	24,743,658	18.21	12,559,116	16,707,977	33.03
CAMBODIA	7,467,268	5,873,825	-21.34	5,418,197	5,390,947	-0.50
BRUNEI DARUSSALAM	586,021	575,651	-1.77	801,974	722,458	-9.92
LAO PEOPLE'S DEMOCRATIC RE	32,289	32,333	0.14	21,004	20,393	-2.91
NEPAL	111,812	231,339	106.90	1,156,494	233,734	-79.79
VIET NAM	126,325,032	126,259,422	-0.05	84,376,610	112,977,141	33.90
MALDIVES	380,899	388,186	1.91	453,366	471,771	4.06
INDIA	38,890,571	29,663,261	-23.73	31,368,030	30,588,472	-2.49
PAKISTAN	52,645,815	45,781,552	-13.04	36,438,983	46,898,185	28.70
BANGLADESH	24,213,112	24,251,455	0.16	15,720,614	19,214,631	22.23
SRI LANKA	33,027,763	35,087,737	6.24	20,299,121	24,885,028	22.59
AFGHANISTAN	35,018	47,854	36.66	210,077	53,623	-74.47
IRAQ	16,166	0	-100.00	12,609	0	-100.00
IRAN (ISLAMIC REPUBLIC OF)	52,165,005	33,374,471	-36.02	39,836,644	30,348,623	-23.82
SAUDI ARABIA	62,166,705	86,908,613	39.80	43,446,387	105,241,013	142.23
ISRAEL	17,937	2,153,478	11,905.79	20,819	1,923,798	9,140.59
KUWAIT	5,215,376	7,038,701	34.96	5,306,620	8,492,262	60.03
JORDAN	16,207,879	18,438,360	13.76	12,113,023	16,927,126	39.74
LEBANON	12,751,493	4,693,237	-63.19	7,337,040	4,850,368	-33.89
YEMEN	12,850,250	8,772,277	-31.73	8,960,117	7,912,088	-11.70
OMAN	6,894,560	5,984,880	-13.19	5,842,688	6,600,050	12.96
SYRIA ARAB REPUBLIC	11,164,362	5,251,547	-52.96	8,101,564	4,159,323	-48.66
TURKEY	38,200,764	30,134,312	-21.12	22,481,869	27,419,862	21.96
UNITED ARAB EMIRATES	82,626,198	130,507,159	57.95	65,909,040	146,907,525	122.89
QATAR	4,192,469	8,894,427	112.15	4,221,963	7,338,932	73.83
BAHRAIN	4,436,122	4,355,013	-1.83	4,147,370	5,013,361	20.88
CYPRUS	4,165,150	3,764,495	-9.62	3,284,887	3,211,958	-2.22
EGYPT	29,740,733	20,024,774	-32.67	21,568,264	19,510,864	-9.54
LIBYAN ARAB JAMAHIRIYA	4,407,888	4,730,296	7.31	3,637,975	4,785,338	31.54
MOROCCO	832,410	229,719	-72.40	719,872	316,296	-56.06
TUNISIA	1,030,140	879,638	-14.61	896,222	791,504	-11.68
ALGERIA	9	234,446	2,604,855.56	88	756,582	859,652.27
SUDAN	14,049,868	10,186,169	-27.50	10,628,308	9,713,639	-8.61
ERITREA	82,625	0	-100.00	77,667	0	-100.00
NAMIBIA	71,747	49	-99.93	102,430	166	-99.84
ETHIOPIA	1,104,035	989,553	-10.37	504,477	582,333	15.43
TANZANIA, UNITED REPUBLIC OF	1,269,096	393,358	-69.00	1,019,014	438,917	-56.93
MADAGASCAR	1,323,162	1,393,041	5.28	1,299,990	1,638,155	26.01
SOMALIA	327,594	244,524	-25.36	342,224	275,330	-19.55
KENYA	6,712,768	5,462,148	-18.63	4,610,944	4,752,133	3.06
REUNION	1,318,042	1,554,368	17.93	1,360,316	1,749,684	28.62
MOZAMBIQUE	772,246	1,045,093	35.33	738,615	1,035,563	40.20
EQUATORIAL GUINEA	37,166	18,617	-49.91	27,009	20,238	-25.07
TOGO	6,788,985	7,757,300	14.26	6,324,991	8,029,513	26.95
GHANA	7,020,728	5,546,039	-21.00	5,392,239	5,375,771	-0.31
LIBERIA	318,570	323,362	1.50	278,094	359,881	29.41
GUINEA	1,108,018	1,850,077	66.97	1,028,412	1,937,572	88.40
ANGOLA	554,998	1,174,505	111.62	550,377	926,585	68.35
CONGO	1,643,849	1,617,247	-1.62	1,563,296	1,703,973	9.00
CAMEROON	3,906,440	2,274,668	-41.77	2,961,226	2,458,087	-16.99
NIGERIA	33,294,088	41,191,480	23.72	23,060,186	41,533,890	80.11
SIERRA LEONE	622,038	313,323	-49.63	591,982	290,567	-50.92
GABON	377,860	361,468	-4.34	397,433	444,574	11.86
COTE D'IVOIRE	2,642,575	1,273,807	-51.80	2,209,688	1,274,478	-42.32
SENEGAL	1,581,187	1,327,382	-16.05	1,265,533	1,397,190	10.40
MAURITANIA	685,527	457,884	-33.21	674,235	556,157	-17.51
MALI	134,876	0	-100.00	82,145	0	-100.00
BENIN	3,611,461	1,766,668	-51.08	3,279,660	1,851,641	-43.54
BURKINA FASO	61,534	10,170	-83.47	43,339	8,024	-81.49
GUINEA BISSAU	0	36,696	-	0	41,238	-
GAMBIA	201,125	305,451	51.87	179,675	316,448	76.12

TABEL 5. PERKEMBANGAN EKSPOR INDONESIA MENURUT KOMODITI DAN NEGARA TUJUAN

JENIS BARANG	BERAT BERSIH (KG)		PERUB	NILAI FOB (US \$)		PERUB
	JAN-JUN 2009	JAN-JUN 2010	%	JAN-JUN 2009	JAN-JUN 2010	%
	(1)	(2)	(3)	(4)	(5)	(6)
SEYCHELLES	42,996	3,568	-91.70	37,073	8,627	-76.73
UGANDA	298,943	234,374	-21.60	313,521	283,246	-9.66
NIGER	4,625	16,368	253.90	6,050	14,082	132.76
DJIBOUTI	11,145,706	14,285,572	28.17	9,683,795	14,540,694	50.15
SAO TOME AND PRINCIPE	18,549	75,416	306.58	13,982	77,239	452.42
SWAZILAND	60	0	-100.00	825	0	-100.00
SOUTH AFRICA	29,811,302	31,391,326	5.30	21,223,191	26,557,530	25.13
ZIMBABWE	150,015	522,495	248.30	75,008	497,275	562.96
ZAMBIA	0	35,096	-	0	45,908	-
MALAWI	98,152	53,567	-45.42	89,995	80,397	-10.67
COMOROS	54,087	36,475	-32.56	51,897	47,426	-8.62
MAURITIUS	8,036,286	6,859,655	-14.64	4,732,890	5,139,900	8.60
VIRGIN ISLANDS (BRITISH)	88,232	6	-99.99	45,650	28	-99.94
AUSTRALIA	64,413,615	76,887,661	19.37	62,145,536	74,318,291	19.59
NEW ZEALAND	12,685,389	19,389,298	52.85	12,116,893	14,993,568	23.74
MICRONESIA, FEDERATED STATI	4,482	57,981	1,193.64	9,874	52,142	428.07
GUAM	407,641	178,184	-56.29	385,851	204,394	-47.03
PALAU	752	106	-85.90	11,569	301	-97.40
NEW CALEDONIA	805,472	1,075,196	33.49	749,301	1,196,655	59.70
VANUATU	55,726	91,189	63.64	68,400	110,251	61.19
WALLIS AND FUTUNA ISLANDS	602	351	-41.69	788	704	-10.66
AMERICAN SAMOA	19,317	76	-99.61	16,827	452	-97.31
COOK ISLANDS	24,275	10,475	-56.85	48,975	24,566	-49.84
FIJI	799,461	1,483,219	85.53	694,758	1,346,872	93.86
KIRIBATI	5,708	2,750	-51.82	12,703	6,400	-49.62
MARSHALL ISLANDS	0	18,983	-	0	15,414	-
SAMOA	17,710	55,823	215.21	19,054	55,790	192.80
SOLOMON ISLANDS	33,257	40,925	23.06	72,488	101,538	40.08
TONGA	19,249	17,384	-9.69	15,359	26,598	73.18
TUVALU	1,031	90	-91.27	1,541	92	-94.03
EAST TIMOR	833,355	915,943	9.91	817,170	1,197,990	46.60
UNITED STATES	113,718,292	107,716,707	-5.28	106,126,762	114,249,271	7.65
CANADA	21,494,394	39,474,269	83.65	18,978,886	35,282,696	85.90
MEXICO	4,076,753	714,934	-82.46	3,419,145	723,940	-78.83
GUATEMALA	2,094,539	10,166,178	385.37	1,525,875	7,417,722	386.13
HONDURAS	1,243,199	199,180	-83.98	866,470	209,512	-75.82
NICARAGUA	1,274,233	1,122,700	-11.89	888,343	899,135	1.21
PANAMA	2,200,857	1,292,333	-41.28	1,807,745	1,153,060	-36.22
CUBA	1,428,503	3,073,041	115.12	1,223,916	3,059,711	149.99
SURINAME	378,866	130,173	-65.64	355,084	131,106	-63.08
CHILE	2,161,743	2,123,319	-1.78	2,101,841	2,635,252	25.38
VENEZUELA	2,406,685	3,047,528	26.63	1,905,145	2,523,571	32.46
ARGENTINA	755,406	725,401	-3.97	953,079	1,131,304	18.70
BRAZIL	21,956,359	37,117,345	69.05	16,331,497	30,237,100	85.15
COLOMBIA	1,770,282	4,405,135	148.84	1,876,393	4,378,278	133.33
BOLIVIA	399,554	0	-100.00	252,768	0	-100.00
URUGUAY	93,756	747,993	697.81	108,410	854,241	687.97
PARAGUAY	334,248	493,437	47.63	256,327	379,956	48.23
ECUADOR	4,321,822	5,081,347	17.57	3,688,305	5,237,722	42.01
PERU	5,446,962	6,579,849	20.80	4,932,256	5,920,311	20.03
GLUYANA	684,184	93,071	-86.40	430,292	70,476	-83.62
TRINIDAD AND TOBAGO	418,326	747,182	78.61	324,711	616,995	90.01
BAHAMAS	11,407	10	-99.91	12,493	56	-99.55
JAMAICA	620,129	481,254	-22.39	559,741	520,755	-6.97
PUERTO RICO	2,718,104	2,874,177	5.74	2,048,532	2,375,816	15.98
BELIZE	7,344	586	-92.02	12,990	408	-96.86
DOMINICAN REPUBLIC	1,208,462	1,540,869	27.51	885,647	1,166,797	31.75
EL SALVADOR	1,946,491	1,147,287	-41.06	1,416,939	967,988	-31.68
COSTA RICA	5,192,708	2,924,444	-43.68	3,602,604	2,357,275	-34.57
HAITI	62,316	139,240	123.44	69,917	142,837	104.30
BARBADOS	35,889	141,425	294.06	35,867	121,716	239.35
ARUBA	0	7,809	-	0	7,871	-
BERMUDA	605	140	-76.86	2,126	1,595	-24.98
CAPE VERDE	18,549	0	-100.00	14,084	0	-100.00
CAYMAN ISLANDS	3	68	2,166.67	200	90	-55.00
DOMINICA	326,907	0	-100.00	240,682	0	-100.00
FRENCH GUIANA	18,672	189,989	917.51	15,250	163,707	973.49
FRENCH POLYNESIA	783,090	530,327	-32.28	772,261	492,625	-36.21
MARTINIQUE	236,710	166,642	-29.60	217,241	171,505	-21.05
NETHERLANDS ANTILLES	96,334	38,068	-60.48	96,591	38,604	-60.03
SAINT LUCIA	0	21,727	-	0	21,227	-
GUADELOUPE	197,414	323,007	63.62	171,529	278,890	62.59
SAINT KITTS AND NEVIS	487	391	-19.71	678	878	29.50
UNITED KINGDOM	23,177,499	9,999,137	-56.86	21,872,324	11,803,063	-46.04
NETHERLANDS	9,352,053	3,606,593	-61.44	8,801,114	6,279,411	-28.65
FRANCE	3,113,085	4,583,432	47.23	3,699,823	6,883,514	86.05
GERMANY, FED. REP. OF	6,212,805	3,910,947	-37.05	8,236,313	7,935,369	-3.65
AUSTRIA	72,217	3,753	-94.80	70,205	25,692	-63.40



TABEL 5. PERKEMBANGAN EKSPOR INDONESIA MENURUT KOMODITI DAN NEGARA TUJUAN

JENIS BARANG	BERAT BERSIH (KG)		PERUB	NILAI FOB (US \$)		PERUB
	JAN-JUN 2009	JAN-JUN 2010	%	JAN-JUN 2009	JAN-JUN 2010	%
(1)	(2)	(3)	(4)	(5)	(6)	(7)
BELGIUM	29,975,638	19,523,982	-34.87	25,292,109	19,016,706	-24.81
SWITZERLAND	17,266	41,485	140.27	48,958	115,701	136.33
LUXEMBOURG	1	0	-100.00	1	0	-100.00
DENMARK	477,526	726,552	52.15	985,679	1,247,164	26.53
NORWAY	177,425	270,989	52.73	219,829	428,724	95.03
SWEDEN	510,549	435,234	-14.75	1,124,932	987,435	-12.22
FINLAND	199,619	370,665	85.69	308,119	674,926	119.05
IRELAND	1,154,231	473,883	-58.94	1,405,646	683,174	-51.40
ITALY	37,879,377	15,331,372	-59.53	28,476,784	13,926,100	-51.10
SPAIN	17,336,031	15,927,356	-8.13	16,950,834	15,278,716	-9.86
PORTUGAL	2,212,857	1,005,238	-54.57	2,224,711	1,115,870	-49.84
GREECE	16,046,830	9,255,848	-42.32	13,139,621	7,435,148	-43.41
LIECHTENSTEIN	62	17,195	27,633.87	3,063	46,193	1,408.10
DEMOCRATIC REPUBLIC OF THE	2,264,673	2,426,607	7.15	2,385,431	2,483,205	4.10
HUNGARY	1,394,506	96,671	-93.07	956,618	93,139	-90.26
POLAND	1,056,406	547,370	-48.19	951,098	664,967	-30.08
ROMANIA	4,214,113	1,140,743	-72.93	3,549,654	827,293	-76.69
BULGARIA	1,060,463	271,695	-74.38	746,211	263,467	-64.69
YUGOSLAVIA	667,022	75,655	-88.66	467,006	55,468	-88.12
ALBANIA	1,356,023	1,967,195	45.07	1,166,584	1,768,056	51.56
ARMENIA	125,676	25,001	-80.11	107,000	18,304	-82.89
KAZAKHSTAN	62,702	28,469	-54.60	39,959	37,469	-6.23
UKRAINE	2,745,283	3,799,965	38.42	2,324,727	3,636,032	56.41
UZBEKISTAN	0	28	-	0	2	-
LITHUANIA	364,971	577,088	58.12	500,284	784,415	56.79
LATVIA	79,808	146,844	84.00	100,160	172,508	72.23
ESTONIA	225,499	15,152	-93.28	309,727	34,293	-88.93
GEORGIA	1,984,484	2,688,164	35.46	1,763,002	2,369,524	34.40
CROATIA	1,406,346	569,520	-59.50	1,086,618	605,391	-44.29
BOSNIA AND HERZEGOVINA	461,913	0	-100.00	258,937	0	-100.00
MALTA	532,966	1,144,305	114.71	460,387	953,194	107.04
SLOVAKIA	154,179	179	-99.88	127,999	2,150	-98.32
SLOVENIA	2,725,137	436,874	-83.97	1,753,443	385,811	-78.00
CZECH REPUBLIC	251,981	530	-99.79	172,744	2,363	-98.63
REP. OF MACEDONIA	0	40,885	-	0	31,452	-
RUSSIA FEDERATION	3,614,314	5,759,236	59.35	3,781,949	6,728,512	77.91
<b>-GLISEROL DAN LARUTAN ALKA</b>	<b>21,073,609</b>	<b>15,047,559</b>	<b>-28.60</b>	<b>3,487,307</b>	<b>2,937,538</b>	<b>-15.76</b>
JAPAN	2,026,050	2,766,870	36.56	344,661	543,978	57.83
CHINA	16,278,880	10,093,576	-38.00	2,279,124	1,820,670	-20.12
SINGAPORE	6	861	14,250.00	9	501	5,466.67
PHILIPPINES	373,760	676,113	80.89	194,277	207,253	6.68
MALAYSIA	760,000	0	-100.00	125,000	0	-100.00
INDIA	1,180,930	1,328,140	12.47	324,474	247,898	-23.60
SAUDI ARABIA	100,000	0	-100.00	38,500	0	-100.00
EGYPT	220,000	0	-100.00	97,000	0	-100.00
ETHIOPIA	20,900	0	-100.00	16,302	0	-100.00
MOZAMBIQUE	44,000	88,000	100.00	28,600	59,400	107.69
CAMEROON	20,000	0	-100.00	8,400	0	-100.00
MALAWI	0	22,000	-	0	12,870	-
AUSTRALIA	76	0	-100.00	60	0	-100.00
NEW ZEALAND	20,000	0	-100.00	9,300	0	-100.00
CANADA	29,007	71,999	148.21	21,600	44,968	108.19
<b>-MARGARIN DAN LEMAK LAINNY</b>	<b>170,773,474</b>	<b>159,918,687</b>	<b>-6.36</b>	<b>123,959,736</b>	<b>141,846,015</b>	<b>14.43</b>
JAPAN	1,126,147	737,052	-34.55	1,018,272	665,060	-34.69
HONG KONG	3,590,453	783,507	-78.18	2,065,162	687,372	-66.72
KOREA, REPUBLIC OF	1,010,124	1,553,821	53.82	717,434	1,476,781	105.84
TAIWAN	856,271	1,265,312	47.77	623,312	1,076,842	72.76
CHINA	23,945,273	24,058,241	0.47	15,144,395	20,888,882	37.93
PAPUA NEW GUINEA	543,972	625,276	14.95	366,342	662,344	80.80
THAILAND	1,365,000	3,607,497	164.29	1,038,377	3,499,181	236.99
SINGAPORE	9,522,526	1,448,779	-84.79	7,949,975	1,296,564	-83.69
PHILIPPINES	4,228,178	3,269,692	-22.67	2,950,451	3,027,206	2.60
MALAYSIA	946,927	87,709	-90.74	891,549	131,892	-85.21
MYANMAR (FORM. BURMA)	819,178	586,680	-28.38	587,572	710,113	20.86
CAMBODIA	21,960	21,960	0.00	16,348	16,348	0.00
BRUNEI DARUSSALAM	0	108,436	-	0	92,955	-
VIET NAM	2,360,737	6,389,598	170.66	2,194,862	5,311,534	142.00
MALDIVES	8,571	3,630	-57.65	8,737	4,170	-52.27
INDIA	775,078	123,339	-84.09	697,542	122,101	-82.50
PAKISTAN	957,360	147,040	-84.64	707,580	133,990	-81.06
BANGLADESH	22,050	0	-100.00	11,832	0	-100.00
SRI LANKA	5,074,533	5,792,156	14.14	2,899,827	4,681,876	61.45
AFGHANISTAN	38,027	1,221,408	3,111.95	29,477	1,147,746	3,793.70
IRAQ	5,294,549	0	-100.00	3,989,820	0	-100.00
IRAN (ISLAMIC REPUBLIC OF)	4,288,309	1,282,000	-70.10	3,284,339	1,178,961	-64.10
SAUDI ARABIA	3,769,197	6,321,361	67.71	2,504,946	5,365,119	114.18

TABEL 5. PERKEMBANGAN EKSPOR INDONESIA MENURUT KOMODITI DAN NEGARA TUJUAN

JENIS BARANG	BERAT BERSIH (KG)		PERUB	NILAI FOB (US \$)		PERUB
	JAN-JUN 2009	JAN-JUN 2010	%	JAN-JUN 2009	JAN-JUN 2010	%
	(1)	(2)	(3)	(4)	(5)	(6)
ISRAEL	86,880	1,614,117	1,757.87	58,058	1,486,464	2,460.31
KUWAIT	146,650	234,500	59.90	156,725	281,649	79.71
JORDAN	144,688	61,513	-57.49	89,231	72,535	-18.71
LEBANON	695,426	218,928	-68.52	526,529	294,813	-44.01
YEMEN	80,000	140,000	75.00	50,000	120,750	141.50
OMAN	44,000	351,700	699.32	49,338	292,586	493.02
SYRIA ARAB REPUBLIC	1,569,187	342,049	-78.20	1,315,168	411,070	-68.74
TURKEY	2,778,960	2,549,959	-8.24	2,264,577	2,374,500	4.85
UNITED ARAB EMIRATES	555,680	502,115	-9.64	381,743	519,446	36.07
QATAR	19,080	54,296	184.57	9,731	61,260	529.53
EGYPT	6,862,699	6,076,875	-11.45	5,253,853	5,500,724	4.70
MOROCCO	825,599	231,000	-72.02	634,023	233,415	-63.19
TUNISIA	0	21,496	-	0	27,482	-
ALGERIA	12,664,682	11,541,448	-8.87	8,622,498	9,889,259	14.69
SUDAN	1,306,680	1,283,415	-1.78	885,977	1,108,740	25.14
NAMIBIA	55,380	129,220	133.33	35,721	110,020	208.00
ETHIOPIA	463,200	288,000	-37.82	326,964	254,880	-22.05
TANZANIA, UNITED REPUBLIC OF	75,800	339,425	347.79	50,795	277,752	446.81
MADAGASCAR	62,363	0	-100.00	40,370	0	-100.00
KENYA	81,600	103,500	26.84	46,308	84,870	83.27
MOZAMBIQUE	775,405	1,544,840	99.23	538,305	1,356,129	151.93
TOGO	803,040	389,285	-51.52	516,478	323,693	-37.33
GHANA	3,306,190	3,234,263	-2.18	2,330,634	2,691,506	15.48
LIBERIA	326,960	256,491	-21.55	243,813	238,397	-2.22
ANGOLA	4,030,436	2,465,032	-38.84	2,738,390	2,127,017	-22.33
CONGO	907,495	517,700	-42.95	604,837	472,983	-21.80
CAMEROON	670,945	734,446	9.46	422,564	643,516	52.29
NIGERIA	10,668,786	15,693,770	47.10	7,044,725	12,652,900	79.61
SIERRA LEONE	179,631	159,660	-11.12	122,095	142,699	16.88
COTE D'IVOIRE	0	62,199	-	0	56,242	-
SENEGAL	0	132,000	-	0	110,220	-
BENIN	1,840,701	2,760,380	49.96	1,124,338	2,210,988	96.65
GAMBIA	31,680	37,150	17.27	22,493	28,978	28.83
DJIBOUTI	470,511	404,208	-14.09	326,673	353,575	8.24
SAO TOME AND PRINCIPE	182,000	0	-100.00	137,540	0	-100.00
SOUTH AFRICA	1,772,246	2,298,894	29.72	1,627,791	2,433,201	49.48
MALAWI	141,750	101,250	-28.57	105,003	90,816	-13.51
MAURITIUS	16,900	0	-100.00	11,154	0	-100.00
AUSTRALIA	2,108,688	2,092,942	-0.75	1,433,424	1,882,871	31.35
NEW ZEALAND	2,572,940	2,012,783	-21.77	1,682,763	1,864,699	10.81
FIJI	63,400	21,000	-66.88	42,822	17,745	-58.56
KIRIBATI	0	10,259	-	0	13,547	-
SAMOA	0	61,500	-	0	54,662	-
SOLOMON ISLANDS	52,669	51,178	-2.83	63,038	67,057	6.38
EAST TIMOR	312,327	159,463	-48.94	313,427	156,738	-49.99
UNITED STATES	21,578	148,760	589.41	62,516	169,751	171.53
CANADA	393	0	-100.00	1,300	0	-100.00
NICARAGUA	44,000	0	-100.00	27,319	0	-100.00
SURINAME	86,328	0	-100.00	81,580	0	-100.00
CHILE	0	89,000	-	0	83,579	-
ARGENTINA	0	22,000	-	0	18,260	-
BRAZIL	0	2,109,100	-	0	2,780,382	-
TRINIDAD AND TOBAGO	260,261	522,485	100.75	181,579	463,172	155.08
JAMAICA	1,466,106	1,177,911	-19.66	899,208	924,669	2.83
HAITI	58,500	138,000	135.90	45,045	112,893	150.62
BARBADOS	360,378	180,189	-50.00	251,070	154,924	-38.29
CAPE VERDE	33,038	0	-100.00	23,770	0	-100.00
MARTINIQUE	16,918	0	-100.00	10,225	0	-100.00
UNITED KINGDOM	0	62,100	-	0	48,024	-
NETHERLANDS	15,276	5	-99.97	18,504	15	-99.92
GERMANY, FED. REP. OF	1	0	-100.00	1	0	-100.00
DENMARK	11,548,188	14,999,840	29.89	6,013,676	9,266,908	54.10
ITALY	199,960	0	-100.00	134,973	0	-100.00
SPAIN	0	44,000	-	0	51,040	-
GREECE	558,997	616,292	10.25	498,364	613,953	23.19
DEMOCRATIC REPUBLIC OF THE	423,250	1,178,387	178.41	248,768	1,014,371	307.76
HUNGARY	125,000	20,500	-83.60	101,787	17,671	-82.64
ROMANIA	2,046,000	597,787	-70.78	1,761,167	684,422	-61.14
BULGARIA	3,065,688	2,962,790	-3.36	2,358,291	2,769,932	17.46
ALBANIA	0	66,000	-	0	62,663	-
AZERBAIJAN	0	200	-	0	230	-
BELARUS	0	44,400	-	0	58,857	-
KAZAKHSTAN	156,300	527,924	237.76	170,002	515,336	203.14
TURKMENISTAN	62,481	168,023	168.92	65,029	210,764	224.11
UKRAINE	6,450,482	4,513,013	-30.04	7,007,194	5,319,865	-24.08
UZBEKISTAN	72,314	415,500	474.58	54,375	313,460	476.48
LATVIA	287,087	196,317	-31.62	250,824	217,948	-13.11
ESTONIA	108,800	216,840	99.30	181,174	365,876	101.95

TABEL 5. PERKEMBANGAN EKSPOR INDONESIA MENURUT KOMODITI DAN NEGARA TUJUAN

JENIS BARANG	BERAT BERSIH (KG)		PERUB	NILAI FOB (US \$)		PERUB
	JAN-JUN 2009	JAN-JUN 2010	%	JAN-JUN 2009	JAN-JUN 2010	%
(1)	(2)	(3)	(4)	(5)	(6)	(7)
GEORGIA	81,999	151,000	84.15	69,290	211,017	204.54
CROATIA	22,000	154,440	602.00	15,159	160,987	961.99
SLOVENIA	508,832	763,739	50.10	358,483	647,689	80.67
RUSSIA FEDERATION	12,375,645	7,113,402	-42.52	11,120,996	9,017,926	-18.91
<b>-SABUN MANDI DAN CUCI</b>	<b>272,505,147</b>	<b>286,661,210</b>	<b>5.19</b>	<b>259,924,007</b>	<b>292,192,941</b>	<b>12.41</b>
JAPAN	4,879,240	4,887,815	0.18	5,137,085	5,284,788	2.88
HONG KONG	1,779,551	1,814,526	1.97	2,353,640	2,468,463	4.88
KOREA, DEMOCRATIC PEOPLE'S	565,300	546,698	-3.29	426,559	546,783	28.18
KOREA, REPUBLIC OF	1,953,180	3,267,610	67.30	2,281,317	3,702,571	62.30
TAIWAN	2,859,222	3,130,149	9.48	3,170,891	3,760,187	18.58
CHINA	11,557,270	10,666,975	-7.70	8,797,022	10,901,672	23.92
MONGOLIA	382,525	526,451	37.63	300,712	638,209	112.23
MACAU	0	219	-	0	1,513	-
PAPUA NEW GUINEA	5,361,428	7,046,616	31.43	3,520,313	5,208,423	47.95
THAILAND	3,025,438	5,183,159	71.32	4,090,435	6,910,691	68.95
SINGAPORE	7,216,952	9,458,658	31.06	8,552,683	13,960,557	63.23
PHILIPPINES	9,773,919	7,168,732	-26.65	8,982,933	7,278,658	-18.97
MALAYSIA	32,850,120	34,602,540	5.33	30,840,659	36,508,017	18.38
MYANMAR (FORM. BURMA)	5,047,229	10,301,823	104.11	3,937,497	7,794,039	97.94
CAMBODIA	37,987	54,914	44.56	37,490	85,370	127.71
BRUNEI DARUSSALAM	657,912	398,221	-39.47	762,907	556,417	-27.07
NEPAL	1,368	0	-100.00	1,545	0	-100.00
VIET NAM	3,242,662	3,828,308	18.06	3,785,698	5,270,783	39.23
MALDIVES	1,076,969	1,093,915	1.57	1,228,319	1,170,943	-4.67
INDIA	7,271,982	4,696,503	-35.42	6,806,439	4,778,599	-29.79
PAKISTAN	3,307,257	2,165,528	-34.52	4,111,412	2,798,190	-31.94
BANGLADESH	182,423	220,319	20.77	306,215	377,527	23.29
SRI LANKA	79,533	95,351	19.89	94,990	155,327	63.52
AFGHANISTAN	188,968	19,006	-89.94	259,477	20,373	-92.15
IRAQ	2,447,120	1,844,517	-24.62	3,221,801	1,837,207	-42.98
IRAN (ISLAMIC REPUBLIC OF)	757,434	957,099	26.36	1,015,816	1,596,215	57.14
SAUDI ARABIA	1,210,269	1,015,263	-16.11	1,673,877	1,601,104	-4.35
ISRAEL	44,656	31,082	-30.40	66,322	34,705	-47.67
KUWAIT	232,465	358,810	54.35	309,303	540,901	74.88
JORDAN	751,344	850,482	13.19	1,080,568	1,037,773	-3.96
LEBANON	254,726	526,206	106.58	400,791	795,214	98.41
PALESTINA	0	36,137	-	0	26,620	-
YEMEN	2,052,920	1,967,257	-4.17	2,541,306	2,550,604	0.37
OMAN	25,266	271,868	976.02	40,762	314,561	671.70
SYRIA ARAB REPUBLIC	68,464	36,670	-46.44	77,845	95,624	22.84
TURKEY	30,034	1,179,597	3,827.54	24,475	987,860	3,936.20
UNITED ARAB EMIRATES	12,452,757	12,470,665	0.14	15,659,792	16,822,879	7.43
QATAR	13,230	0	-100.00	17,550	0	-100.00
CYPRUS	6,210	0	-100.00	22,029	0	-100.00
EGYPT	6,877,064	7,819,697	13.71	6,950,202	8,635,089	24.24
LIBYAN ARAB JAMAHIRIYA	2,608,420	2,927,512	12.23	2,638,559	3,361,755	27.41
MOROCCO	14,330	28,423	98.35	16,236	36,027	121.90
TUNISIA	0	35,437	-	0	87,079	-
ALGERIA	1,855,458	1,495,549	-19.40	1,076,331	1,444,627	34.22
SUDAN	1,589,425	4,714,814	196.64	942,010	2,984,214	216.79
ERITREA	418,950	904,053	115.79	250,653	755,310	201.34
NAMIBIA	2,259,090	2,218,781	-1.78	2,779,055	2,453,730	-11.71
ETHIOPIA	1,232,339	886,471	-28.07	1,142,580	1,193,689	4.47
TANZANIA, UNITED REPUBLIC OF	1,547,441	1,112,790	-28.09	1,922,808	1,180,984	-38.58
MADAGASCAR	2,810,540	3,373,135	20.02	2,413,138	2,667,025	10.52
SOMALIA	93,987	62,021	-34.01	81,856	59,471	-27.35
KENYA	361,176	594,024	64.47	326,184	507,736	55.66
REUNION	1	1,525	152,400.00	1	1,277	127,600.00
MOZAMBIQUE	3,790,595	5,475,695	44.45	3,262,702	3,856,708	18.21
EQUATORIAL GUINEA	395,605	294,270	-25.62	437,193	305,590	-30.10
TOGO	6,851,701	5,925,554	-13.52	6,931,104	5,527,983	-20.24
GHANA	11,105,845	13,400,606	20.66	8,168,184	11,439,781	40.05
LIBERIA	1,418,912	1,460,412	2.92	1,124,523	1,375,939	22.36
GUINEA	1,852,265	828,373	-55.28	1,316,088	604,677	-54.05
ANGOLA	15,473,016	18,298,756	18.26	13,167,880	17,129,086	30.08
CONGO	2,584,044	2,691,425	4.16	2,049,365	2,176,358	6.20
CAMEROON	5,043,877	2,644,152	-47.58	4,730,637	2,600,072	-45.04
NIGERIA	4,139,202	2,601,406	-37.15	4,038,141	2,233,157	-44.70
SIERRA LEONE	1,883,303	1,830,380	-2.81	1,873,861	1,692,823	-9.66
GABON	701,079	797,999	13.82	738,484	676,949	-8.33
COTE D'IVOIRE	827,346	574,444	-30.57	740,648	609,264	-17.74
SENEGAL	1,536,099	1,437,467	-6.42	1,515,494	1,303,804	-13.97
MAURITANIA	2,610,932	1,930,136	-26.07	2,613,813	1,570,909	-39.90
MALI	1,486,907	1,086,551	-26.93	1,449,056	799,427	-44.83
BENIN	15,031,479	20,240,680	34.66	16,418,854	20,151,945	22.74
BURKINA FASO	669,296	505,101	-24.53	675,915	504,279	-25.39
GUINEA BISSAU	43,140	112,500	160.78	36,916	67,500	82.85

TABEL 5. PERKEMBANGAN EKSPOR INDONESIA MENURUT KOMODITI DAN NEGARA TUJUAN

JENIS BARANG	BERAT BERSIH (KG)		PERUB	NILAI FOB (US \$)		PERUB
	JAN-JUN 2009	JAN-JUN 2010	%	JAN-JUN 2009	JAN-JUN 2010	%
(1)	(2)	(3)	(4)	(5)	(6)	(7)
GAMBIA	302,398	596,356	97.21	256,665	484,157	88.63
SEYCHELLES	67,877	78,483	15.63	66,819	150,513	125.25
UGANDA	3,236	34,560	967.99	2,318	46,224	1,894.13
CENTRAL AFRICAN REPUBLIC	76,698	58,406	-23.85	84,306	64,800	-23.14
NIGER	125,858	45,206	-64.08	162,972	29,167	-82.10
CHAD	192,670	79,626	-58.67	145,606	81,276	-44.18
DJIBOUTI	9,942,175	9,412,929	-5.32	7,318,839	8,010,113	9.45
SAO TOME AND PRINCIPE	34,411	130,792	280.09	36,656	142,233	288.02
SOUTH AFRICA	4,540,897	772,456	-82.99	4,353,775	921,139	-78.84
ZIMBABWE	17,496	0	-100.00	35,424	0	-100.00
ZAMBIA	20,519	21,307	3.84	26,258	25,939	-1.21
MALAWI	5,786,250	5,923,000	2.36	3,016,410	3,418,682	13.34
COMOROS	96,271	65,041	-32.44	98,536	76,843	-22.02
BURUNDI	24,768	24,768	0.00	35,475	35,475	0.00
MAURITIUS	1,366,049	1,695,598	24.12	1,099,722	1,433,619	30.36
RWANDA	123,840	74,304	-40.00	177,375	106,210	-40.12
AUSTRALIA	3,324,476	2,626,413	-21.00	3,698,951	4,028,402	8.91
NEW ZEALAND	142,400	256,384	80.04	209,309	236,335	12.91
MICRONESIA, FEDERATED STATI	108,005	83,604	-22.59	114,334	89,791	-21.47
GUAM	75	304	305.33	4,481	2,540	-43.32
PALAU	956	934	-2.30	16,868	1,807	-89.29
NEW CALEDONIA	32,589	11,063	-66.05	50,002	11,205	-77.59
NORTHERN MARIANA ISLANDS	3,512	6,632	88.84	9,834	18,486	87.98
SAINT VINCENT AND THE GRENAD	8,754	0	-100.00	9,941	0	-100.00
VANUATU	110,977	208,995	88.32	92,190	253,143	174.59
WALLIS AND FUTUNA ISLANDS	1,601	2,295	43.35	4,365	7,277	66.71
AMERICAN SAMOA	6,065	5,422	-10.60	7,325	5,913	-19.28
COOK ISLANDS	17,905	60,047	235.36	17,236	62,461	262.39
FIJI	2,308,150	2,044,999	-11.40	1,685,967	1,695,135	0.54
KIRIBATI	311,858	109,907	-64.76	348,698	131,345	-62.33
MARSHALL ISLANDS	0	22,317	-	0	23,930	-
SAMOA	332,039	465,804	40.29	339,036	511,459	50.86
SOLOMON ISLANDS	270,711	222,595	-17.77	315,597	249,951	-20.80
TONGA	64,830	95,034	46.59	94,729	113,190	19.49
TUVALU	17,133	11,302	-34.03	13,892	17,257	24.22
EAST TIMOR	1,190,257	1,237,633	3.98	1,423,231	1,477,299	3.80
UNITED STATES	1,375,336	1,048,114	-23.79	1,580,255	1,550,536	-1.88
CANADA	44,910	88,191	96.37	78,061	100,062	28.18
MEXICO	37,400	99,118	165.02	73,093	223,438	205.69
GUATEMALA	63,115	103,469	63.94	79,757	132,479	66.10
HONDURAS	0	16,632	-	0	19,470	-
NICARAGUA	14,688	0	-100.00	16,215	0	-100.00
PANAMA	695,763	958,817	37.81	800,886	1,093,699	36.56
CUBA	27,063	292,408	980.47	26,141	381,760	1,360.39
SURINAME	320,151	273,135	-14.69	529,953	505,238	-4.66
CHILE	739,538	672,404	-9.08	896,182	794,211	-11.38
COLOMBIA	2,305,307	3,050,030	32.30	1,448,024	2,557,794	76.64
BOLIVIA	246,095	96,691	-60.71	291,749	119,550	-59.02
URUGUAY	0	72,000	-	0	163,016	-
PERU	98,848	159,741	61.60	128,098	212,269	65.71
GLUYANA	0	75,039	-	0	84,223	-
TRINIDAD AND TOBAGO	84,271	193,924	130.12	89,324	190,010	112.72
JAMAICA	424,498	799,071	88.24	231,198	674,790	191.87
PUERTO RICO	0	16,800	-	0	23,915	-
BELIZE	28,558	0	-100.00	33,202	0	-100.00
DOMINICAN REPUBLIC	98,318	18,891	-80.79	116,283	20,775	-82.13
EL SALVADOR	57,131	110,915	94.14	66,890	144,720	116.36
COSTA RICA	69,368	0	-100.00	90,578	0	-100.00
HAITI	3,425,572	3,078,636	-10.13	3,466,696	3,045,121	-12.16
BARBADOS	23,460	83,982	257.98	30,005	95,674	218.86
BERMUDA	216	48	-77.78	740	551	-25.54
CAPE VERDE	39,997	8,438	-78.90	21,963	20,680	-5.84
DOMINICA	18,930	0	-100.00	20,713	0	-100.00
FRENCH POLYNESIA	65,033	47,007	-27.72	39,651	37,307	-5.91
MARTINIQUE	20,615	21,147	2.58	13,380	15,102	12.87
NETHERLANDS ANTILLES	38,801	24,768	-36.17	45,153	29,836	-33.92
SAINT LUCIA	0	187	-	0	907	-
GUADELOUPE	20,880	117	-99.44	8,352	288	-96.55
SAINT KITTS AND NEVIS	285	37	-87.02	637	648	1.73
UNITED KINGDOM	114,591	97,659	-14.78	242,668	218,176	-10.09
NETHERLANDS	485,896	146,457	-69.86	630,776	231,393	-63.32
FRANCE	195,388	222,243	13.74	164,378	196,747	19.69
GERMANY, FED. REP. OF	5,472	18,905	245.49	20,790	31,946	53.66
AUSTRIA	168,002	120,003	-28.57	211,649	171,973	-18.75
BELGIUM	342,853	271,249	-20.88	213,826	210,087	-1.75
SWITZERLAND	579	695	20.03	2,728	3,328	21.99
DENMARK	282	13	-95.39	1,632	153	-90.63
NORWAY	0	192	-	0	1,181	-

TABEL 5. PERKEMBANGAN EKSPOR INDONESIA MENURUT KOMODITI DAN NEGARA TUJUAN

JENIS BARANG	BERAT BERSIH (KG)		PERUB	NILAI FOB (US \$)		PERUB
	JAN-JUN 2009	JAN-JUN 2010	%	JAN-JUN 2009	JAN-JUN 2010	%
	(1)	(2)	(3)	(4)	(5)	(6)
SWEDEN	1,408	55,986	3,876.28	2,441	55,197	2,161.25
FINLAND	0	5	-	0	8	-
ITALY	135,017	622,265	360.88	94,290	418,277	343.61
SPAIN	401,595	393,948	-1.90	507,390	697,437	37.46
PORTUGAL	128,115	130,834	2.12	141,539	107,087	-24.34
MONTSERRAT	454	0	-100.00	649	0	-100.00
GREECE	46,496	35,227	-24.24	100,042	69,230	-30.80
ANDORRA	0	6,936	-	0	7,053	-
DEMOCRATIC REPUBLIC OF THE	4,581,420	3,965,724	-13.44	2,976,655	3,648,212	22.56
HUNGARY	45	0	-100.00	242	0	-100.00
POLAND	564,000	479,191	-15.04	449,655	411,400	-8.51
ROMANIA	48,349	38,000	-21.40	46,633	28,852	-38.13
BULGARIA	94,810	399,814	321.70	112,454	335,498	198.34
YUGOSLAVIA	36	0	-100.00	137	0	-100.00
ALBANIA	0	14,040	-	0	17,420	-
ARMENIA	0	30,024	-	0	40,328	-
BELARUS	0	125	-	0	1,750	-
KAZAKHSTAN	0	65,694	-	0	81,724	-
KYRGYZSTAN	0	16,632	-	0	20,130	-
UZBEKISTAN	527,497	41,500	-92.13	254,500	27,390	-89.24
LATVIA	0	59	-	0	387	-
GEORGIA	23,432	87,666	274.13	11,130	69,530	524.71
CROATIA	36,721	60,000	63.39	36,094	48,180	33.48
MALTA	162	17,686	10,817.28	599	23,642	3,846.91
SLOVENIA	203,749	180	-99.91	97,425	375	-99.62
RUSSIA FEDERATION	282,731	398,157	40.83	240,418	403,834	67.97
<b>-BAHAN CELUP ORGANIK SINTE</b>	<b>9,914,530</b>	<b>12,171,394</b>	<b>22.76</b>	<b>46,596,950</b>	<b>54,237,885</b>	<b>16.40</b>
JAPAN	891,469	1,588,855	78.23	3,420,866	7,708,867	125.35
HONG KONG	554,053	580,209	4.72	2,660,302	2,813,627	5.76
KOREA, REPUBLIC OF	342,295	477,226	39.42	1,591,122	1,543,949	-2.96
TAIWAN	448,148	597,805	33.39	3,017,664	2,841,383	-5.84
CHINA	2,403,690	2,074,504	-13.70	6,265,468	5,777,877	-7.78
THAILAND	177,724	305,817	72.07	730,312	1,478,427	102.44
SINGAPORE	1,152,221	1,430,999	24.19	8,732,852	9,241,864	5.83
PHILIPPINES	72,140	62,313	-13.62	169,724	149,876	-11.69
MALAYSIA	116,988	149,411	27.71	391,841	592,410	51.19
CAMBODIA	0	725	-	0	3,902	-
NEPAL	17,998	0	-100.00	17,144	0	-100.00
VIET NAM	34,273	91,628	167.35	271,811	599,082	120.40
INDIA	28,275	29,000	2.56	182,083	169,322	-7.01
PAKISTAN	207,008	270,130	30.49	576,500	788,989	36.86
BANGLADESH	406,502	682,550	67.91	1,139,168	2,211,213	94.11
SRI LANKA	59,012	37,666	-36.17	334,225	185,428	-44.52
IRAN (ISLAMIC REPUBLIC OF)	4,093	25,480	522.53	19,095	51,715	170.83
SAUDI ARABIA	0	1,561	-	0	8,766	-
JORDAN	4,999	14,295	185.96	16,215	84,425	420.66
TURKEY	612,392	811,315	32.48	3,121,121	3,999,520	28.14
UNITED ARAB EMIRATES	0	8,317	-	0	57,840	-
EGYPT	17,819	24,938	39.95	59,482	66,259	11.39
MOROCCO	1,000	0	-100.00	1,900	0	-100.00
TANZANIA, UNITED REPUBLIC OF	34,199	31,608	-7.58	91,286	106,621	16.80
NIGERIA	238,324	349,612	46.70	255,825	528,120	106.44
COTE D'IVOIRE	3,000	0	-100.00	10,500	0	-100.00
SOUTH AFRICA	7,134	97,454	1,266.05	34,620	238,081	587.70
MAURITIUS	0	508	-	0	4,013	-
AUSTRALIA	17,216	21,135	22.76	92,222	123,510	33.93
NEW ZEALAND	199	4,346	2,083.92	5,884	54,816	831.61
FIJI	1,100	0	-100.00	11,166	0	-100.00
EAST TIMOR	0	3,035	-	0	8,165	-
UNITED STATES	160,236	547,279	241.55	1,584,295	3,644,389	130.03
CANADA	3,969	19,800	398.87	36,817	19,872	-46.02
MEXICO	103,329	103,123	-0.20	761,830	683,206	-10.32
HONDURAS	0	8,998	-	0	47,163	-
NICARAGUA	5,300	0	-100.00	38,421	0	-100.00
PANAMA	900	10,896	1,110.67	18,180	106,994	488.53
CHILE	1,200	0	-100.00	10,224	0	-100.00
ARGENTINA	30,490	10,248	-66.39	223,831	52,196	-76.68
BRAZIL	136,468	441,676	223.65	886,661	2,634,273	197.10
COLOMBIA	2,448	1,372	-43.95	12,879	13,739	6.68
PERU	0	1,000	-	0	5,280	-
EL SALVADOR	800	0	-100.00	7,735	0	-100.00
UNITED KINGDOM	20,105	55,317	175.14	145,751	386,460	165.15
NETHERLANDS	39,750	224,500	464.78	56,601	273,192	382.66
GERMANY, FED. REP. OF	961,740	332,133	-65.47	7,376,756	2,069,297	-71.95
BELGIUM	75,002	165,871	121.16	372,748	878,020	135.55
SWITZERLAND	9,299	129,758	1,295.40	162,124	810,878	400.16
NORWAY	63,000	123,600	96.19	56,280	122,328	117.36

TABEL 5. PERKEMBANGAN EKSPOR INDONESIA MENURUT KOMODITI DAN NEGARA TUJUAN

JENIS BARANG	BERAT BERSIH (KG)		PERUB	NILAI FOB (US \$)		PERUB
	JAN-JUN 2009	JAN-JUN 2010	%	JAN-JUN 2009	JAN-JUN 2010	%
	(1)	(2)	(3)	(4)	(5)	(6)
SWEDEN	39,600	19,900	-49.75	55,836	24,934	-55.34
ITALY	67,623	69,260	2.42	230,583	254,787	10.50
SPAIN	340,000	74,818	-77.99	1,339,000	468,169	-65.04
PORTUGAL	0	56,405	-	0	292,741	-
POLAND	0	2,998	-	0	11,900	-
<b>-PREPARAT PEMBASMI KUMAN,</b>	<b>30,385,776</b>	<b>37,916,063</b>	<b>24.78</b>	<b>92,064,380</b>	<b>109,826,700</b>	<b>19.29</b>
JAPAN	3,073,074	3,184,199	3.62	3,608,648	4,579,488	26.90
HONG KONG	21,017	13,932	-33.71	57,198	40,072	-29.94
KOREA, REPUBLIC OF	739,083	561,648	-24.01	2,193,924	1,504,629	-31.42
TAIWAN	273,912	1,059,321	286.74	1,505,109	1,818,429	20.82
CHINA	1,480,131	2,159,737	45.92	24,073,793	29,741,270	23.54
PAPUA NEW GUINEA	47,857	60,120	25.62	35,112	54,261	54.54
THAILAND	3,018,196	6,711,386	122.36	12,657,956	18,147,544	43.37
SINGAPORE	2,007,572	1,934,036	-3.66	5,144,611	4,512,679	-12.28
PHILIPPINES	5,633,448	5,752,305	2.11	13,654,918	14,870,466	8.90
MALAYSIA	2,396,883	3,347,009	39.64	8,896,073	10,691,748	20.19
MYANMAR (FORM. BURMA)	61,440	122,880	100.00	43,315	78,644	81.56
BRUNEI DARUSSALAM	1,132	2,370	109.36	3,976	11,298	184.15
VIET NAM	735,880	1,123,733	52.71	6,304,467	7,758,267	23.06
MALDIVES	47,779	29,290	-38.70	102,255	79,952	-21.81
INDIA	39,864	21,121	-47.02	32,176	21,472	-33.27
PAKISTAN	2,245,336	1,875,205	-16.48	1,776,434	1,522,047	-14.32
BANGLADESH	843,805	456,945	-45.85	1,534,384	1,060,199	-30.90
SRI LANKA	419,686	446,783	6.46	853,992	1,022,649	19.75
AFGHANISTAN	0	8,784	-	0	27,450	-
SAUDI ARABIA	4,015	10,655	165.38	48,397	122,800	153.73
JORDAN	26,698	2,868	-89.26	42,192	50,728	20.23
LEBANON	160,507	199,910	24.55	176,208	237,264	34.65
YEMEN	0	39,713	-	0	74,632	-
OMAN	0	51	-	0	701	-
TURKEY	1	1,210	120,900.00	5	55,660	1,113,100.00
UNITED ARAB EMIRATES	1,001	35,558	3,452.25	11,156	43,222	287.43
CYPRUS	0	31,822	-	0	174,937	-
EGYPT	0	22,312	-	0	54,127	-
LIBYAN ARAB JAMAHIRIYA	46,707	287	-99.39	62,138	1,224	-98.03
SUDAN	8,351	17,856	113.82	46,855	82,005	75.02
TANZANIA, UNITED REPUBLIC OF	207,998	80,061	-61.51	187,665	206,410	9.99
MADAGASCAR	170,187	191,303	12.41	127,315	176,698	38.79
KENYA	10,157	125,280	1,133.44	23,948	125,792	425.27
MOZAMBIQUE	0	9,696	-	0	18,422	-
EQUATORIAL GUINEA	5,256	541	-89.71	7,080	2,280	-67.80
TOGO	29,985	38,360	27.93	26,787	43,840	63.66
GHANA	44,928	23,132	-48.51	34,704	63,307	82.42
ANGOLA	0	137,645	-	0	114,570	-
SIERRA LEONE	0	108	-	0	267	-
COTE D'IVOIRE	43,920	43,920	0.00	33,514	39,695	18.44
SENEGAL	9,696	2,322	-76.05	18,422	10,472	-43.15
BENIN	24,184	20,798	-14.00	60,848	51,564	-15.26
GAMBIA	5,711	6,733	17.90	14,800	21,223	43.40
SOUTH AFRICA	216,997	214,115	-1.33	213,037	224,257	5.27
ZIMBABWE	0	17,993	-	0	23,256	-
ZAMBIA	0	79	-	0	1,048	-
COMOROS	0	2,161	-	0	5,707	-
MAURITIUS	119,044	175,141	47.12	139,403	343,095	146.12
VIRGIN ISLANDS (BRITISH)	0	526	-	0	4,323	-
AUSTRALIA	143,377	154,260	7.59	159,253	487,634	206.20
NEW ZEALAND	572	5,420	847.55	44,465	4,825	-89.15
MICRONESIA, FEDERATED STATI	1,225	0	-100.00	2,475	0	-100.00
GUAM	2,250	0	-100.00	3,944	0	-100.00
NEW CALEDONIA	35,515	3,972	-88.82	53,595	13,026	-75.70
SAINT VINCENT AND THE GREN	9,041	0	-100.00	9,026	0	-100.00
VANUATU	9,869	1,412	-85.69	9,204	2,909	-68.39
WALLIS AND FUTUNA ISLANDS	1,847	1,488	-19.44	5,030	4,980	-0.99
AMERICAN SAMOA	14,550	29,100	100.00	21,454	46,053	114.66
COOK ISLANDS	8,397	10,931	30.18	8,006	9,431	17.80
FIJI	33,213	70,230	111.45	28,057	64,768	130.84
KIRIBATI	0	2,700	-	0	3,925	-
SAMOA	116,265	158,007	35.90	103,436	162,702	57.30
SOLOMON ISLANDS	2,251	155	-93.11	7,220	417	-94.22
TONGA	14,982	15,786	5.37	14,763	15,126	2.46
TUVALU	104	0	-100.00	156	0	-100.00
EAST TIMOR	69,685	112,721	61.76	157,126	165,794	5.52
UNITED STATES	400	4,765	1,091.25	24,180	31,836	31.66
MEXICO	3,109,939	3,197,704	2.82	3,958,825	3,905,851	-1.34
GUATEMALA	121,644	245,857	102.11	148,315	256,477	72.93
HONDURAS	215,347	245,076	13.81	218,799	253,865	16.03
NICARAGUA	170,518	112,916	-33.78	200,108	109,236	-45.41

TABEL 5. PERKEMBANGAN EKSPOR INDONESIA MENURUT KOMODITI DAN NEGARA TUJUAN

JENIS BARANG	BERAT BERSIH (KG)		PERUB %	NILAI FOB (US \$)		PERUB %
	JAN-JUN 2009	JAN-JUN 2010		JAN-JUN 2009	JAN-JUN 2010	
(1)	(2)	(3)	(4)	(5)	(6)	(7)
PANAMA	0	24,000	-	0	11,300	-
SURINAME	1,173	1,868	59.25	14,641	23,094	57.74
VENEZUELA	65,892	173,082	162.68	88,943	226,240	154.37
ARGENTINA	0	1,511,385	-	0	1,901,492	-
BRAZIL	40,666	82,257	102.27	127,577	369,528	189.65
PERU	6,665	7,869	18.06	57,012	58,630	2.84
GUYANA	0	18,082	-	0	18,054	-
TRINIDAD AND TOBAGO	27,123	45,205	66.67	30,179	51,459	70.51
JAMAICA	181,788	126,256	-30.55	228,091	179,651	-21.24
BELIZE	276	0	-100.00	2,623	0	-100.00
DOMINICAN REPUBLIC	21,438	75,684	253.04	26,084	85,648	228.35
EL SALVADOR	237,306	150,861	-36.43	304,038	168,142	-44.70
COSTA RICA	7,202	62	-99.14	9,785	1,657	-83.07
HAITI	610,498	165,452	-72.90	504,745	111,999	-77.81
BARBADOS	9,041	0	-100.00	9,677	0	-100.00
ANTIGUA AND BARBUDA	0	9,041	-	0	7,912	-
DOMINICA	106,755	18,082	-83.06	142,979	20,178	-85.89
FRENCH GUIANA	8,392	0	-100.00	11,724	0	-100.00
FRENCH POLYNESIA	76,581	94,022	22.77	65,221	88,865	36.25
GRENADA	9,041	9,041	0.00	8,676	8,162	-5.92
MARTINIQUE	7,121	0	-100.00	11,419	0	-100.00
NETHERLANDS ANTILLES	1,543	0	-100.00	14,694	0	-100.00
SAINT LUCIA	9,041	0	-100.00	8,777	0	-100.00
UNITED KINGDOM	26,001	7	-99.97	99,579	78	-99.92
NETHERLANDS	193,237	409	-99.79	218,313	2,610	-98.80
FRANCE	1	35,205	3,520,400.00	5	36,251	724,920.00
GERMANY, FED. REP. OF	0	6,150	-	0	4,305	-
BELGIUM	6,468	0	-100.00	4,750	0	-100.00
SWITZERLAND	2	0	-100.00	4	0	-100.00
FINLAND	69,053	34,500	-50.04	91,080	45,540	-50.00
ITALY	268,797	288,599	7.37	643,613	462,598	-28.12
PORTUGAL	0	1,598	-	0	3,658	-
GREECE	74,430	134,038	80.09	147,182	219,420	49.08
HUNGARY	0	15,840	-	0	26,664	-
POLAND	0	13,020	-	0	14,216	-
UKRAINE	0	30,382	-	0	21,598	-
GEORGIA	2,000	0	-100.00	2,580	0	-100.00
MALTA	0	59,052	-	0	93,054	-
RUSSIA FEDERATION	15,816	89,554	466.22	260,137	109,752	-57.81
<b>-DAMAR TIRUAN, BAHAN PLASTI</b>	<b>616,135,259</b>	<b>598,194,605</b>	<b>-2.91</b>	<b>828,661,246</b>	<b>1,017,970,035</b>	<b>22.85</b>
JAPAN	89,143,887	105,589,873	18.45	137,359,059	199,851,836	45.50
HONG KONG	13,222,587	15,567,440	17.73	18,610,290	19,134,599	2.82
KOREA, REPUBLIC OF	5,862,185	10,345,101	76.47	13,492,780	21,590,179	60.01
TAIWAN	7,048,630	12,099,329	71.66	12,784,114	24,416,481	90.99
CHINA	116,175,975	87,163,923	-24.97	86,026,188	81,422,131	-5.35
MONGOLIA	2,773	4,762	71.73	7,991	17,128	114.34
MACAU	36,720	0	-100.00	44,710	0	-100.00
PAPUA NEW GUINEA	342,956	587,686	71.36	735,535	1,078,273	46.60
THAILAND	11,761,592	17,002,109	44.56	29,876,494	40,215,972	34.61
SINGAPORE	34,352,052	33,458,824	-2.60	62,612,329	78,824,521	25.89
PHILIPPINES	21,858,722	34,280,421	56.83	27,660,963	53,214,239	92.38
MALAYSIA	45,578,036	50,651,195	11.13	59,285,230	79,816,858	34.63
MYANMAR (FORM. BURMA)	4,316,475	2,713,495	-37.14	3,408,203	2,676,575	-21.47
CAMBODIA	137,835	51,910	-62.34	322,895	87,866	-72.79
BRUNEI DARUSSALAM	156,754	104,294	-33.47	274,766	195,610	-28.81
LAO PEOPLE'S DEMOCRATIC RE	19,748	3	-99.98	27,239	10	-99.96
NEPAL	5,791	92,864	1,503.59	21,175	153,592	625.35
BHUTAN	57	0	-100.00	228	0	-100.00
VIET NAM	36,106,137	27,855,440	-22.85	41,068,443	38,505,930	-6.24
MALDIVES	61,301	76,766	25.23	125,819	155,564	23.64
INDIA	18,087,038	17,333,114	-4.17	18,615,756	28,806,690	54.74
PAKISTAN	2,084,182	2,066,301	-0.86	3,995,781	4,098,814	2.58
BANGLADESH	13,317,141	15,311,393	14.98	12,097,940	18,007,776	48.85
SRI LANKA	4,233,949	6,263,642	47.94	5,397,511	10,359,187	91.93
AFGHANISTAN	142,523	136,947	-3.91	199,942	244,508	22.29
IRAQ	0	250	-	0	8,400	-
IRAN (ISLAMIC REPUBLIC OF)	123,916	358,453	189.27	640,425	1,337,053	108.78
SAUDI ARABIA	2,602,951	3,121,210	19.91	8,262,464	8,438,007	2.12
ISRAEL	241,096	382,260	58.55	335,682	496,951	48.04
KUWAIT	244,864	324,374	32.47	743,951	775,199	4.20
JORDAN	97,994	174,484	78.06	154,712	227,413	46.99
LEBANON	236,528	642,334	171.57	413,171	1,553,507	276.00
YEMEN	248,530	143,831	-42.13	474,290	425,330	-10.32
OMAN	91,061	154,839	70.04	143,684	292,169	103.34
SYRIA ARAB REPUBLIC	463,712	496,863	7.15	1,008,950	1,031,004	2.19
TURKEY	12,415,578	8,809,492	-29.04	10,843,873	13,034,595	20.20
UNITED ARAB EMIRATES	3,734,667	6,071,274	62.57	8,099,604	11,388,810	40.61

TABEL 5. PERKEMBANGAN EKSPOR INDONESIA MENURUT KOMODITI DAN NEGARA TUJUAN

JENIS BARANG	BERAT BERSIH (KG)		PERUB	NILAI FOB (US \$)		PERUB
	JAN-JUN 2009	JAN-JUN 2010	%	JAN-JUN 2009	JAN-JUN 2010	%
	(1)	(2)	(3)	(4)	(5)	(6)
QATAR	45,281	55,844	23.33	154,725	248,473	60.59
BAHRAIN	45,466	743,661	1,535.64	103,565	796,172	668.77
CYPRUS	6,738	8,952	32.86	25,591	25,674	0.32
EGYPT	4,252,151	5,526,439	29.97	3,840,391	7,470,591	94.53
LIBYAN ARAB JAMAHIRIYA	100,952	115,289	14.20	392,264	359,355	-8.39
MOROCCO	286,847	187,442	-34.65	992,780	730,442	-26.42
TUNISIA	51,642	57,878	12.08	135,189	161,029	19.11
ALGERIA	235,059	212,400	-9.64	265,002	696,437	162.80
SUDAN	8,634	4,518	-47.67	39,936	18,189	-54.45
NAMIBIA	33,131	32	-99.90	114,374	959	-99.16
ETHIOPIA	2,456	11,542	369.95	8,127	40,654	400.23
TANZANIA, UNITED REPUBLIC OF	491,930	438,338	-10.89	1,368,273	655,815	-52.07
MADAGASCAR	85,728	68,276	-20.36	168,158	136,629	-18.75
SOMALIA	57,216	14,244	-75.10	160,310	27,477	-82.86
KENYA	2,078,097	1,844,591	-11.24	1,590,785	2,324,367	46.11
REUNION	124,775	134,939	8.15	201,441	244,146	21.20
MOZAMBIQUE	1,839	30,095	1,536.49	1,881	83,355	4,331.42
TOGO	400,724	301,516	-24.76	584,869	499,683	-14.56
GHANA	748,673	853,330	13.98	989,122	1,145,467	15.81
LIBERIA	5	0	-100.00	39	0	-100.00
GUINEA	338,570	278,294	-17.80	295,732	303,526	2.64
ANGOLA	14,445	15,725	8.86	31,800	45,200	42.14
CONGO	27,536	20,931	-23.99	54,302	49,454	-8.93
CAMEROON	170,320	208,092	22.18	414,126	463,203	11.85
NIGERIA	4,716,237	3,303,284	-29.96	7,840,544	7,528,071	-3.99
SIERRA LEONE	0	11,091	-	0	17,405	-
GABON	100,811	179,576	78.13	155,905	300,613	92.82
COTE D'IVOIRE	238,036	302,916	27.26	1,286,951	1,493,237	16.03
SENEGAL	73,477	38,023	-48.25	225,277	147,138	-34.69
MAURITANIA	72,394	45,800	-36.74	93,848	69,361	-26.09
MALI	248,036	118,731	-52.13	420,070	237,125	-43.55
BENIN	81,594	88,229	8.13	151,960	118,726	-21.87
BURKINA FASO	54,563	29,456	-46.01	56,934	23,240	-59.18
GUINEA BISSAU	0	799	-	0	3,973	-
GAMBIA	161	94	-41.61	482	14	-97.10
SEYCHELLES	17,714	3,838	-78.33	22,166	11,436	-48.41
UGANDA	725	760	4.83	3,126	920	-70.57
NIGER	3,749	0	-100.00	15,297	0	-100.00
DJIBOUTI	5,534	5,610	1.37	18,949	10,744	-43.30
SAO TOME AND PRINCIPE	0	286	-	0	1,415	-
SOUTH AFRICA	8,376,352	3,911,919	-53.30	9,660,831	6,152,630	-36.31
ZIMBABWE	0	19,844	-	0	68,197	-
ZAMBIA	27	0	-100.00	129	0	-100.00
MAURITIUS	2,916,443	3,061,243	4.96	3,025,822	4,105,434	35.68
VIRGIN ISLANDS (BRITISH)	28	39	39.29	84	175	108.33
AUSTRALIA	16,507,010	18,383,324	11.37	23,725,440	33,407,225	40.81
NEW ZEALAND	2,534,834	4,372,982	72.52	3,004,564	6,020,585	100.38
MICRONESIA, FEDERATED STATI	10	0	-100.00	30	0	-100.00
GUAM	11,773	692	-94.12	32,868	8,499	-74.14
PALAU	871	1,286	47.65	4,101	4,791	16.83
NEW CALEDONIA	42,008	23,426	-44.23	186,223	77,732	-58.26
NORTHERN MARIANA ISLANDS	1	0	-100.00	1	0	-100.00
SAINT VINCENT AND THE GRENAD	0	76	-	0	210	-
VANUATU	8,504	21,773	156.03	17,651	11,848	-32.88
WALLIS AND FUTUNA ISLANDS	26	276	961.54	55	753	1,269.09
COOK ISLANDS	167	1,158	593.41	971	6,709	590.94
FIJI	232,494	221,925	-4.55	501,737	828,445	65.12
SAMOA	6,553	12,376	88.86	26,065	55,103	111.41
SOLOMON ISLANDS	66,195	1,101	-98.34	61,992	3,270	-94.73
TONGA	6,392	589	-90.79	10,684	6,395	-40.14
EAST TIMOR	2,560,687	2,140,128	-16.42	2,748,652	1,932,036	-29.71
UNITED STATES	83,358,685	52,457,499	-37.07	114,861,820	98,391,203	-14.34
CANADA	1,099,391	640,718	-41.72	3,019,661	2,690,396	-10.90
MEXICO	764,060	1,585,080	107.45	2,755,882	4,710,830	70.94
GUATEMALA	409,042	854,193	108.83	540,861	1,277,490	136.20
HONDURAS	38,543	16,391	-57.47	79,523	61,174	-23.07
NICARAGUA	122	321	163.11	250	702	180.80
PANAMA	15,569	47,019	202.00	42,303	146,762	246.93
CUBA	0	21,151	-	0	75,906	-
SURINAME	24,490	5,847	-76.12	119,135	18,543	-84.44
CHILE	1,027,140	1,748,191	70.20	928,884	2,477,120	166.68
VENEZUELA	33,382	26,304	-21.20	247,431	126,434	-48.90
ARGENTINA	167,588	185,934	10.95	367,056	869,002	136.75
BRAZIL	2,142,481	1,425,908	-33.45	5,349,510	3,907,680	-26.95
COLOMBIA	26,418	20,611	-21.98	410,184	305,226	-25.59
BOLIVIA	0	6,549	-	0	14,585	-
URUGUAY	324,520	829,083	155.48	410,627	1,309,456	218.89
PARAGUAY	2,562,000	937,232	-63.42	2,623,417	1,228,283	-53.18



TABEL 5. PERKEMBANGAN EKSPOR INDONESIA MENURUT KOMODITI DAN NEGARA TUJUAN

JENIS BARANG	BERAT BERSIH (KG)		PERUB	NILAI FOB (US \$)		PERUB
	JAN-JUN 2009	JAN-JUN 2010	%	JAN-JUN 2009	JAN-JUN 2010	%
	(1)	(2)	(3)	(4)	(5)	(6)
EQUADOR	0	91,729	-	0	86,670	-
PERU	75,379	102,154	35.52	448,252	123,344	-72.48
GUYANA	19,238	0	-100.00	23,444	0	-100.00
TRINIDAD AND TOBAGO	22,370	26,061	16.50	92,551	118,662	28.21
BAHAMAS	6	0	-100.00	6	0	-100.00
JAMAICA	9,456	392	-95.85	35,627	1,441	-95.96
PUERTO RICO	62,566	36,480	-41.69	111,707	76,328	-31.67
DOMINICAN REPUBLIC	24,249	17,008	-29.86	82,004	76,774	-6.38
EL SALVADOR	123,430	99,112	-19.70	124,309	127,554	2.61
COSTA RICA	21,854	332,168	1,419.94	96,743	465,251	380.91
HAITI	8	0	-100.00	16	0	-100.00
BARBADOS	31	0	-100.00	85	0	-100.00
ANTIGUA AND BARBUDA	230	0	-100.00	420	0	-100.00
ANGUILLA	18,490	0	-100.00	13,179	0	-100.00
ARUBA	0	181	-	0	85	-
BERMUDA	995	692	-30.45	3,587	3,656	1.92
CAYMAN ISLANDS	0	57	-	0	64	-
FRENCH GUIANA	1,967	9,057	360.45	2,435	13,364	448.83
FRENCH POLYNESIA	4,223	3,854	-8.74	12,463	14,022	12.51
MARTINIQUE	471	9,985	2,019.96	1,095	19,679	1,697.17
NETHERLANDS ANTILLES	8,684	7,458	-14.12	5,461	27,846	409.91
TURKS AND CAICOS ISLANDS	0	5	-	0	2	-
GUADELOUPE	3,467	2,960	-14.62	4,813	7,878	63.68
SAINT KITTS AND NEVIS	59	776	1,215.25	85	1,740	1,947.06
UNITED KINGDOM	4,400,102	5,280,200	20.00	9,000,251	14,188,805	57.65
NETHERLANDS	1,827,958	4,151,188	127.09	4,157,908	8,324,993	100.22
FRANCE	2,103,185	2,127,649	1.16	8,318,670	9,518,804	14.43
GERMANY, FED. REP. OF	2,020,217	1,835,211	-9.16	5,912,066	6,485,649	9.70
AUSTRIA	3,143	17,751	464.78	12,678	131,771	939.37
BELGIUM	9,113,372	3,703,767	-59.36	13,233,507	10,751,348	-18.76
SWITZERLAND	52,314	1,251,424	2,292.14	389,009	1,727,284	344.02
LUXEMBOURG	1,001	0	-100.00	987	0	-100.00
MONACO	12,072	0	-100.00	37,007	0	-100.00
DENMARK	240,676	331,744	37.84	587,439	888,962	51.33
NORWAY	62,095	528,760	751.53	152,008	1,273,665	737.89
SWEDEN	138,554	149,029	7.56	538,091	530,292	-1.45
FINLAND	71,852	121,548	69.16	190,700	377,936	98.18
IRELAND	344,042	271,672	-21.04	405,766	461,891	13.83
ITALY	1,998,217	1,565,776	-21.64	4,904,135	4,896,202	-0.16
SPAIN	3,503,198	3,325,350	-5.08	7,172,756	7,179,351	0.09
PORTUGAL	297,802	268,444	-9.86	1,037,150	773,477	-25.42
ICELAND	264,000	264,000	0.00	296,457	358,762	21.02
GREECE	636,273	544,398	-14.44	1,758,084	1,369,407	-22.11
DEMOCRATIC REPUBLIC OF THE HUNGARY	93,565	127,901	36.70	108,999	270,190	147.88
HUNGARY	60,204	116,177	93.87	133,163	553,255	315.47
POLAND	301,389	397,450	31.87	1,194,376	1,299,515	8.80
ROMANIA	184,555	209,991	13.78	364,489	396,203	8.70
BULGARIA	1,517	23,785	1,467.90	5,520	53,947	877.30
YUGOSLAVIA	1	93	9,200.00	11	326	2,863.64
ALBANIA	1,098	0	-100.00	1,906	0	-100.00
ARMENIA	21,542	23,975	11.29	58,217	72,090	23.83
KAZAKHSTAN	6	6	0.00	52	9	-82.69
MOLDOVA, REPUBLIC OF	0	20,774	-	0	61,919	-
TURKMENISTAN	0	42,028	-	0	213,171	-
UKRAINE	222,043	84,286	-62.04	650,916	228,183	-64.94
LITHUANIA	61,364	204,748	233.66	106,243	320,248	201.43
LATVIA	1,892	1,858	-1.80	9,312	9,123	-2.03
ESTONIA	253,036	346,013	36.74	342,981	564,244	64.51
GEORGIA	0	355	-	0	1,061	-
CROATIA	14,275	5,157	-63.87	50,874	10,084	-80.18
BOSNIA AND HERZEGOVINA	4	0	-100.00	350	0	-100.00
MALTA	31,305	1,148	-96.33	87,484	6,116	-93.01
SLOVAKIA	12,762	1,052,166	8,144.52	128,891	1,790,154	1,288.89
SLOVENIA	6,339	320	-94.95	28,548	917	-96.79
CZECH REPUBLIC	60,759	14,465	-76.19	106,686	68,531	-35.76
RUSSIA FEDERATION	2,279,362	1,363,784	-40.17	3,958,355	2,974,469	-24.86
<b>-BAHAN KERTAS</b>	<b>1,121,521,958</b>	<b>1,102,432,072</b>	<b>-1.70</b>	<b>375,050,355</b>	<b>655,558,381</b>	<b>74.79</b>
JAPAN	56,981,814	58,472,412	2.62	20,458,912	37,068,027	81.18
KOREA, REPUBLIC OF	136,399,563	284,293,197	108.43	44,175,465	170,248,960	285.39
TAIWAN	36,093,602	29,777,741	-17.50	12,173,981	19,450,111	59.77
CHINA	674,727,326	482,548,623	-28.48	227,664,666	280,946,789	23.40
THAILAND	1,443,743	3,305,502	128.95	443,112	1,956,697	341.58
SINGAPORE	0	815	-	0	4,143	-
PHILIPPINES	2,435,526	1,265,733	-48.03	968,580	745,506	-23.03
MALAYSIA	628,616	622,455	-0.98	233,445	386,126	65.40
VIET NAM	37,004,914	17,746,544	-52.04	12,256,494	10,480,486	-14.49
INDIA	81,773,579	121,439,787	48.51	26,132,989	71,110,796	172.11

TABEL 5. PERKEMBANGAN EKSPOR INDONESIA MENURUT KOMODITI DAN NEGARA TUJUAN

JENIS BARANG	BERAT BERSIH (KG)		PERUB %	NILAI FOB (US \$)		PERUB %
	JAN-JUN 2009	JAN-JUN 2010		JAN-JUN 2009	JAN-JUN 2010	
(1)	(2)	(3)	(4)	(5)	(6)	(7)
PAKISTAN	1,277,766	2,450,781	91.80	409,814	1,581,904	286.01
BANGLADESH	24,442,512	30,206,943	23.58	7,911,134	18,140,815	129.31
IRAN (ISLAMIC REPUBLIC OF)	1,500,000	466,703	-68.89	527,213	315,907	-40.08
SAUDI ARABIA	7,673,902	5,716,647	-25.51	2,508,678	3,452,536	37.62
KUWAIT	4,989,510	3,406,488	-31.73	1,612,631	2,138,842	32.63
JORDAN	0	766,137	-	0	482,666	-
LEBANON	1,987,545	1,267,147	-36.25	611,152	788,256	28.98
SYRIA ARAB REPUBLIC	1,991,193	965,871	-51.49	629,821	608,499	-3.39
UNITED ARAB EMIRATES	7,313,526	13,582,358	85.72	2,398,779	8,781,394	266.08
EGYPT	99,900	2,943,236	2,846.18	34,965	1,764,813	4,947.37
TUNISIA	0	181,007	-	0	114,034	-
KENYA	79,920	0	-100.00	23,976	0	-100.00
NIGERIA	0	96,962	-	0	61,086	-
DJIBOUTI	1,006,495	496,160	-50.70	301,949	272,888	-9.62
UNITED STATES	0	111	-	0	1,806	-
CANADA	0	2	-	0	5	-
UNITED KINGDOM	43,651	42,448	-2.76	17,686	23,043	30.29
NETHERLANDS	8,008,012	7,743,667	-3.30	2,602,324	4,736,779	82.02
FRANCE	6,007,229	7,930,019	32.01	1,952,345	4,795,384	145.62
BELGIUM	0	2,100	-	0	10,995	-
FINLAND	38,044	0	-100.00	10,044	0	-100.00
ITALY	27,574,028	24,683,676	-10.48	8,989,695	15,061,290	67.54
PORTUGAL	42	0	-100.00	505	0	-100.00
CZECH REPUBLIC	0	10,800	-	0	27,798	-
<b>-ALAS KAKI (KULIT, KARET DAN</b>	<b>63,567,275</b>	<b>80,841,910</b>	<b>27.18</b>	<b>927,550,137</b>	<b>1,170,367,622</b>	<b>26.18</b>
JAPAN	3,168,095	4,295,259	35.58	40,085,497	49,537,794	23.58
HONG KONG	700,474	749,363	6.98	9,277,814	10,092,015	8.78
KOREA, REPUBLIC OF	1,024,289	1,567,565	53.04	14,538,741	20,613,265	41.78
TAIWAN	856,905	1,028,392	20.01	7,836,665	8,478,239	8.19
CHINA	1,507,317	1,566,480	3.93	22,982,440	23,192,379	0.91
MONGOLIA	45	0	-100.00	904	0	-100.00
PAPUA NEW GUINEA	36,285	38,955	7.36	296,556	480,479	62.02
THAILAND	293,783	296,059	0.77	6,062,074	5,900,945	-2.66
SINGAPORE	2,068,814	2,624,063	26.84	18,453,511	22,313,202	20.92
PHILIPPINES	251,690	318,282	26.46	2,065,844	3,024,625	46.41
MALAYSIA	387,257	379,015	-2.13	3,675,687	3,394,910	-7.64
CAMBODIA	5,589	5,710	2.16	54,000	55,579	2.92
BRUNEI DARUSSALAM	11,166	8,387	-24.89	86,328	59,894	-30.62
LAO PEOPLE'S DEMOCRATIC RE	1	0	-100.00	39	0	-100.00
NEPAL	5,554	97	-98.25	60,640	928	-98.47
VIET NAM	56,069	199,701	256.17	694,604	1,928,972	177.71
MALDIVES	145,647	60,338	-58.57	171,781	110,112	-35.90
INDIA	132,050	274,503	107.88	1,114,186	2,607,956	134.07
PAKISTAN	859	1,951	127.12	23,150	16,169	-30.16
BANGLADESH	3,512	11,037	214.27	30,759	51,858	68.59
SRI LANKA	7,730	13,172	70.40	69,656	84,133	20.78
IRAN (ISLAMIC REPUBLIC OF)	594	223	-62.46	4,822	23	-99.52
SAUDI ARABIA	86,237	95,483	10.72	376,295	481,003	27.83
ISRAEL	101,151	164,232	62.36	1,653,990	2,728,038	64.94
KUWAIT	0	196	-	0	525	-
JORDAN	45,074	499	-98.89	252,185	39	-99.98
LEBANON	36,157	11,349	-68.61	162,810	153,516	-5.71
YEMEN	268,264	222,764	-16.96	356,457	546,335	53.27
OMAN	12	112	833.33	67	256	282.09
SYRIA ARAB REPUBLIC	8,607	3,054	-64.52	49,179	17,088	-65.25
TURKEY	595,589	524,554	-11.93	8,377,089	7,470,129	-10.83
UNITED ARAB EMIRATES	384,210	402,735	4.82	4,671,196	6,221,104	33.18
QATAR	3,887	2,880	-25.91	102,336	61,546	-39.86
BAHRAIN	1,520	4	-99.74	8,012	14	-99.83
CYPRUS	1,802	772	-57.16	39,585	25,219	-36.29
EGYPT	28,074	44,188	57.40	427,750	652,933	52.64
MOROCCO	10,046	7,589	-24.46	118,061	84,712	-28.25
TUNISIA	28,398	5,239	-81.55	54,268	62,110	14.45
ALGERIA	18,841	1,434	-92.39	51,011	12,650	-75.20
ETHIOPIA	0	3,431	-	0	17,635	-
TANZANIA, UNITED REPUBLIC OF	2,865	7,690	168.41	15,486	44,069	184.57
MADAGASCAR	20,880	12,960	-37.93	20,156	18,102	-10.19
KENYA	8,331	29,497	254.06	75,768	182,440	140.79
REUNION	7,439	8,235	10.70	41,310	75,405	82.53
MOZAMBIQUE	27,000	12,017	-55.49	11,755	6,594	-43.90
TOGO	397	48	-87.91	3,214	80	-97.51
GHANA	8,453	0	-100.00	9,690	0	-100.00
GUINEA	0	1,964	-	0	4,400	-
CONGO	36,000	337	-99.06	9,000	389	-95.68
CAMEROON	0	186	-	0	536	-
NIGERIA	104	435	318.27	1,828	929	-49.18
SIERRA LEONE	159	0	-100.00	20,693	0	-100.00

TABEL 5. PERKEMBANGAN EKSPOR INDONESIA MENURUT KOMODITI DAN NEGARA TUJUAN

JENIS BARANG	BERAT BERSIH (KG)		PERUB	NILAI FOB (US \$)		PERUB
	JAN-JUN 2009	JAN-JUN 2010	%	JAN-JUN 2009	JAN-JUN 2010	%
	(1)	(2)	(3)	(4)	(5)	(6)
GABON	38	819	2,055.26	578	336	-41.87
COTE D'IVOIRE	202	2	-99.01	4,014	8	-99.80
SENEGAL	266	79	-70.30	4,508	652	-85.54
MAURITANIA	12,630	0	-100.00	4,500	0	-100.00
BENIN	24,000	0	-100.00	9,120	0	-100.00
GAMBIA	1,637	0	-100.00	3,648	0	-100.00
SEYCHELLES	274	555	102.55	1,391	1,746	25.52
UGANDA	2,758	4,528	64.18	17,000	25,920	52.47
DJIBOUTI	681	795	16.74	13,122	17,856	36.08
SWAZILAND	0	9,057	-	0	137,778	-
SOUTH AFRICA	732,508	621,678	-15.13	9,859,943	9,398,539	-4.68
ZAMBIA	4,810	0	-100.00	54,931	0	-100.00
COMOROS	3,938	6,830	73.44	24,136	21,774	-9.79
MAURITIUS	27,724	16,311	-41.17	42,443	39,738	-6.37
AUSTRALIA	697,628	1,164,405	66.91	10,718,128	17,487,333	63.16
NEW ZEALAND	93,678	129,333	38.06	1,746,477	2,293,655	31.33
GUAM	0	154	-	0	2,079	-
PALAU	27	237	777.78	540	669	23.89
NAURU	0	45	-	0	207	-
NEW CALEDONIA	872	948	8.72	27,522	24,510	-10.94
NORTHERN MARIANA ISLANDS	4	0	-100.00	374	0	-100.00
VANUATU	4,373	516	-88.20	5,370	2,199	-59.05
COOK ISLANDS	202	110	-45.54	978	1,921	96.42
FIJI	2,013	2,435	20.96	9,248	27,830	200.93
SAMOA	0	220	-	0	1,560	-
SOLOMON ISLANDS	0	367	-	0	1,090	-
TONGA	0	1,905	-	0	21,345	-
EAST TIMOR	324,078	412,776	27.37	324,571	514,692	58.58
UNITED STATES	13,984,630	17,839,542	27.57	215,666,236	272,590,097	26.39
CANADA	651,810	773,143	18.61	10,005,214	12,197,744	21.91
MEXICO	1,050,512	2,642,942	151.59	12,678,367	32,558,285	156.80
HONDURAS	0	15,045	-	0	144,255	-
NICARAGUA	199	0	-100.00	1,163	0	-100.00
PANAMA	744,024	1,139,489	53.15	11,196,052	15,953,222	42.49
SURINAME	868	1,051	21.08	13,167	19,620	49.01
CHILE	389,720	715,174	83.51	5,288,047	10,720,797	102.74
VENEZUELA	72,303	37,898	-47.58	813,595	539,997	-33.63
ARGENTINA	271,030	475,548	75.46	3,776,417	8,849,288	134.33
BRAZIL	671,300	1,266,864	88.72	10,359,327	28,839,328	178.39
COLOMBIA	39,909	12,416	-68.89	596,892	83,230	-86.06
BOLIVIA	6,183	3,844	-37.83	138,099	33,026	-76.09
URUGUAY	24,783	65,673	164.99	373,688	984,676	163.50
PARAGUAY	23,243	24,645	6.03	334,542	382,182	14.24
ECUADOR	40,690	99,962	145.67	614,340	1,290,799	110.11
PERU	89,634	132,380	47.69	1,245,397	1,614,273	29.62
JAMAICA	417	845	102.64	5,690	11,356	99.58
PUERTO RICO	4,125	2,998	-27.32	19,530	16,538	-15.32
DOMINICAN REPUBLIC	151	969	541.72	1,196	4,834	304.18
EL SALVADOR	10,038	2,344	-76.65	175,202	53,814	-69.28
COSTA RICA	15,074	2,427	-83.90	295,779	34,284	-88.41
HAITI	18	0	-100.00	40	0	-100.00
BARBADOS	64	419	554.69	1,860	1,178	-36.67
BERMUDA	465	284	-38.92	4,495	3,254	-27.61
FRENCH GUIANA	593	0	-100.00	14,922	0	-100.00
FRENCH POLYNESIA	4,403	2,672	-39.31	33,557	10,579	-68.47
MARTINIQUE	322	2,841	782.30	473	4,737	901.48
NETHERLANDS ANTILLES	2,823	177	-93.73	54,336	3,202	-94.11
SAINT LUCIA	0	24	-	0	741	-
GUADELOUPE	737	506	-31.34	1,292	1,257	-2.71
SAINT KITTS AND NEVIS	43	0	-100.00	814	0	-100.00
UNITED KINGDOM	5,179,624	7,734,301	49.32	74,983,936	101,073,933	34.79
NETHERLANDS	3,079,127	4,051,975	31.59	52,516,994	67,227,725	28.01
FRANCE	1,738,616	2,488,740	43.14	22,633,108	36,901,389	63.04
GERMANY, FED. REP. OF	5,041,631	5,814,829	15.34	87,264,210	96,179,834	10.22
AUSTRIA	62,329	203,697	226.81	761,599	3,328,090	336.99
BELGIUM	7,199,956	7,673,780	6.58	107,752,659	109,146,242	1.29
SWITZERLAND	114,468	212,079	85.27	1,531,859	3,306,321	115.84
LUXEMBOURG	29,517	74,904	153.77	169,017	2,114,552	1,151.09
MONACO	5,010	6,033	20.42	39,899	103,560	159.56
DENMARK	1,057,898	1,212,716	14.63	19,698,715	25,577,356	29.84
NORWAY	77,452	98,283	26.90	1,222,253	1,353,987	10.78
SWEDEN	206,520	254,419	23.19	2,722,555	3,689,103	35.50
FINLAND	48,557	92,252	89.99	1,000,401	2,514,448	151.34
IRELAND	120,725	118,766	-1.62	1,968,489	1,708,621	-13.20
ITALY	4,488,032	4,973,712	10.82	67,442,485	75,902,488	12.54
SPAIN	972,877	1,085,264	11.55	14,334,474	15,875,711	10.75
PORTUGAL	41,827	20,074	-52.01	1,028,210	287,821	-72.01
ICELAND	1,367	564	-58.74	32,322	2,479	-92.33

TABEL 5. PERKEMBANGAN EKSPOR INDONESIA MENURUT KOMODITI DAN NEGARA TUJUAN

JENIS BARANG	BERAT BERSIH (KG)		PERUB	NILAI FOB (US \$)		PERUB
	JAN-JUN 2009	JAN-JUN 2010	%	JAN-JUN 2009	JAN-JUN 2010	%
	(1)	(2)	(3)	(4)	(5)	(6)
GREECE	380,485	482,163	26.72	5,726,052	7,475,458	30.55
ANDORRA	0	259	-	0	3,946	-
DEMOCRATIC REPUBLIC OF THE	0	172	-	0	1,959	-
HUNGARY	34,893	68,869	97.37	442,680	907,785	105.07
POLAND	47,407	119,344	151.74	763,954	1,124,085	47.14
ROMANIA	5,251	6,059	15.39	86,859	80,971	-6.78
BULGARIA	34,837	9,687	-72.19	244,714	82,092	-66.45
YUGOSLAVIA	32,347	14,196	-56.11	421,888	205,461	-51.30
BELARUS	0	278	-	0	3,171	-
KAZAKHSTAN	7,178	18,581	158.86	128,356	329,153	156.44
UKRAINE	99,479	115,928	16.54	1,627,088	1,709,830	5.09
LITHUANIA	1,318	0	-100.00	59,480	0	-100.00
LATVIA	4,683	2,904	-37.99	43,188	40,097	-7.16
ESTONIA	3,232	75	-97.68	20,884	400	-98.08
CROATIA	21,393	7,698	-64.02	199,186	112,694	-43.42
MALTA	783	379	-51.60	947	4,579	383.53
SLOVAKIA	170,451	229,050	34.38	7,023,697	8,251,520	17.48
SLOVENIA	146,149	123,381	-15.58	1,516,586	1,254,826	-17.26
CZECH REPUBLIC	66,867	47,947	-28.29	972,331	674,322	-30.65
RUSSIA FEDERATION	617,315	839,889	36.06	10,091,902	14,030,310	39.03
<b>-PRODUK KERAMIK</b>	<b>203,025,465</b>	<b>217,196,992</b>	<b>6.98</b>	<b>110,544,304</b>	<b>162,770,859</b>	<b>47.24</b>
JAPAN	2,592,023	3,090,176	19.22	8,095,757	14,997,998	85.26
HONG KONG	560,132	501,339	-10.50	1,269,645	1,267,600	-0.16
KOREA, REPUBLIC OF	21,979,081	33,129,603	50.73	8,129,134	13,627,193	67.63
TAIWAN	11,946,217	16,788,168	40.53	4,103,096	6,453,561	57.29
CHINA	274,633	686,094	149.82	548,368	2,193,187	299.95
MACAU	9,835	20,246	105.86	123,462	237,469	92.34
PAPUA NEW GUINEA	308,051	232,086	-24.66	59,424	75,471	27.00
THAILAND	16,671,855	17,155,471	2.90	5,234,484	7,407,169	41.51
SINGAPORE	2,603,849	4,885,506	87.63	2,355,289	4,515,443	91.72
PHILIPPINES	10,133,131	13,373,050	31.97	2,079,468	2,470,694	18.81
MALAYSIA	24,881,253	31,582,904	26.93	6,422,494	10,976,505	70.91
MYANMAR (FORM. BURMA)	697,285	487,975	-30.02	126,227	106,345	-15.75
CAMBODIA	2,343,866	770,425	-67.13	580,136	212,602	-63.35
BRUNEI DARUSSALAM	1,891,084	2,245,309	18.73	553,730	663,068	19.75
LAO PEOPLE'S DEMOCRATIC RE	19,762	23,137	17.08	16,446	10,628	-35.38
NEPAL	54,241	45,070	-16.91	34,585	15,818	-54.26
BHUTAN	496	0	-100.00	1,976	0	-100.00
VIET NAM	1,161,930	1,604,069	38.05	575,490	713,000	23.89
MALDIVES	311,700	623,521	100.04	204,575	239,729	17.18
INDIA	1,091,103	849,320	-22.16	1,835,643	1,864,843	1.59
PAKISTAN	5,671,795	2,859,978	-49.58	1,140,710	592,624	-48.05
BANGLADESH	221,759	27,878	-87.43	150,796	38,034	-74.78
SRI LANKA	6,679,703	7,931,629	18.74	1,278,335	1,508,697	18.02
AFGHANISTAN	326,476	0	-100.00	55,841	0	-100.00
IRAQ	527,122	731,844	38.84	117,627	156,549	33.09
IRAN (ISLAMIC REPUBLIC OF)	97,705	13,462	-86.22	255,737	27,481	-89.25
SAUDI ARABIA	14,589,624	4,179,509	-71.35	3,194,493	1,307,058	-59.08
ISRAEL	809,346	542,970	-32.91	379,311	221,792	-41.53
KUWAIT	278,679	588,222	111.08	122,435	111,514	-8.92
JORDAN	136,338	1,645	-98.79	44,825	6,325	-85.89
LEBANON	23,796	23,870	0.31	78,410	58,209	-25.76
YEMEN	2,569,668	2,327,251	-9.43	709,373	589,145	-16.95
OMAN	21,176	7,862	-62.87	24,787	15,405	-37.85
SYRIA ARAB REPUBLIC	799	33,689	4,116.40	6,688	96,172	1,337.98
TURKEY	1,086,157	2,702,351	148.80	869,632	2,093,392	140.72
UNITED ARAB EMIRATES	2,113,789	1,475,340	-30.20	1,839,045	1,591,975	-13.43
QATAR	400,479	618,564	54.46	340,218	385,420	13.29
BAHRAIN	258,297	463,861	79.58	172,602	168,016	-2.66
CYPRUS	6,894	13,453	95.14	12,972	25,181	94.12
EGYPT	708,662	526,440	-25.71	879,853	416,230	-52.69
LIBYAN ARAB JAMAHIRIYA	8,270	321,078	3,782.44	13,164	86,116	554.18
MOROCCO	33,942	34,517	1.69	20,614	20,321	-1.42
TUNISIA	47,216	50,160	6.24	70,970	75,705	6.67
ALGERIA	1,159	0	-100.00	591	0	-100.00
SUDAN	7,311	15,162	107.39	21,166	40,518	91.43
NAMIBIA	39	1,642	4,110.26	93	2,269	2,339.78
ETHIOPIA	174,727	50,314	-71.20	22,368	7,214	-67.75
TANZANIA, UNITED REPUBLIC OF	8,053	44,700	455.07	4,335	19,950	360.21
MADAGASCAR	157,193	349,732	122.49	69,961	109,230	56.13
KENYA	676	0	-100.00	1,748	0	-100.00
REUNION	2,045,344	929,250	-54.57	455,834	253,449	-44.40
MOZAMBIQUE	31,416	445	-98.58	53,092	331	-99.38
BOTSWANA	126,479	41,416	-67.25	26,902	8,680	-67.73
TOGO	1,735	1,190	-31.41	2,879	8,116	181.90
GUINEA	3,077	0	-100.00	5,958	0	-100.00
ANGOLA	439,067	20,758	-95.27	141,873	20,812	-85.33

TABEL 5. PERKEMBANGAN EKSPOR INDONESIA MENURUT KOMODITI DAN NEGARA TUJUAN

JENIS BARANG	BERAT BERSIH (KG)		PERUB	NILAI FOB (US \$)		PERUB
	JAN-JUN 2009	JAN-JUN 2010	%	JAN-JUN 2009	JAN-JUN 2010	%
	(1)	(2)	(3)	(4)	(5)	(6)
CAMEROON	7,915	818	-89.67	2,702	2,312	-14.43
NIGERIA	279,852	193,582	-30.83	137,101	87,741	-36.00
GABON	153,587	182	-99.88	33,444	476	-98.58
COTE D'IVOIRE	0	1,350	-	0	6,774	-
SENEGAL	3,368	91,919	2,629.19	3,193	16,150	405.79
MAURITANIA	8,420	0	-100.00	3,000	0	-100.00
BENIN	0	15,290	-	0	20,707	-
GAMBIA	62	28,954	46,600.00	58	9,497	16,274.14
U.S. VIRGIN ISLANDS	456	0	-100.00	1,978	0	-100.00
SEYCHELLES	15,659	285,593	1,723.83	56,412	95,132	68.64
UGANDA	0	42,000	-	0	10,100	-
DJIBOUTI	9,804	0	-100.00	9,310	0	-100.00
SAO TOME AND PRINCIPE	7,893	10,800	36.83	2,800	3,150	12.50
SOUTH AFRICA	5,875,553	2,085,174	-64.51	2,375,810	8,347,730	251.36
MAURITIUS	3,943,972	4,076,314	3.36	842,588	876,127	3.98
RWANDA	0	50,528	-	0	18,341	-
VIRGIN ISLANDS (BRITISH)	235	0	-100.00	83	0	-100.00
AUSTRALIA	17,723,030	17,727,442	0.02	8,377,187	7,936,535	-5.26
NEW ZEALAND	475,642	701,237	47.43	217,221	504,521	132.26
GUAM	4,027	710	-82.37	8,162	4,428	-45.75
PALAU	16	318	1,887.50	327	898	174.62
NEW CALEDONIA	15,513	18,319	18.09	16,607	30,822	85.60
SAINT VINCENT AND THE GRENADINES	0	12	-	0	285	-
VANUATU	81,289	5,182	-93.63	23,759	6,425	-72.96
WALLIS AND FUTUNA ISLANDS	100	85	-15.00	185	221	19.46
AMERICAN SAMOA	23,696	125,858	431.14	5,244	40,014	663.04
COOK ISLANDS	785	255	-67.52	1,368	1,038	-24.12
FIJI	294,430	25,363	-91.39	115,583	32,665	-71.74
SAMOA	766	97,728	12,658.22	670	26,454	3,848.36
TONGA	1	140	13,900.00	6,568	132	-97.99
EAST TIMOR	1,133,057	1,503,023	32.65	1,049,594	781,868	-25.51
UNITED STATES	11,797,091	12,817,861	8.65	20,295,759	32,770,788	61.47
CANADA	2,586,756	2,964,962	14.62	2,177,367	3,714,299	70.59
MEXICO	23,029	174,801	659.05	82,623	238,118	188.20
GUATEMALA	393	12,292	3,027.74	1,705	27,170	1,493.55
PANAMA	50,524	276,595	447.45	14,711	75,668	414.36
SURINAME	0	694	-	0	1,082	-
CHILE	57,153	61,473	7.56	36,124	74,844	107.19
VENEZUELA	2,426	5,514	127.29	6,326	6,729	6.37
ARGENTINA	14,338	152,926	966.58	29,495	249,431	745.67
BRAZIL	11,602	9,389	-19.07	12,535	15,840	26.37
COLOMBIA	31,402	23,652	-24.68	42,412	44,189	4.19
BOLIVIA	25,001	22,830	-8.68	6,498	6,439	-0.91
URUGUAY	25,704	53,082	106.51	8,250	15,280	85.21
PERU	73,980	91,829	24.13	25,817	40,664	57.51
TRINIDAD AND TOBAGO	1,797	0	-100.00	4,419	0	-100.00
BAHAMAS	20,067	308	-98.47	12,489	240	-98.08
JAMAICA	304,948	482,218	58.13	101,139	166,296	64.42
PUERTO RICO	338,899	423,647	25.01	136,386	210,983	54.70
DOMINICAN REPUBLIC	10,637	7,477	-29.71	32,180	10,133	-68.51
COSTA RICA	4,761	4,646	-2.42	1,339	3,049	127.71
HAITI	378	0	-100.00	636	0	-100.00
BARBADOS	902	5,532	513.30	728	8,634	1,085.99
ANTIGUA AND BARBUDA	1	16	1,500.00	283	15	-94.70
ANGUILLA	116	856	637.93	189	2,710	1,333.86
ARUBA	0	236	-	0	239	-
BERMUDA	392	779	98.72	1,467	1,646	12.20
CAYMAN ISLANDS	0	275	-	0	303	-
FRENCH GUIANA	2,476	191	-92.29	8,719	190	-97.82
FRENCH POLYNESIA	13,386	6,676	-50.13	27,009	11,517	-57.36
GRENADA	52,150	50,521	-3.12	20,545	13,976	-31.97
MARTINIQUE	28,380	740	-97.39	8,206	2,520	-69.29
NETHERLANDS ANTILLES	25,234	164	-99.35	18,123	134	-99.26
SAINT LUCIA	0	48	-	0	233	-
GUADELOUPE	312,301	123,595	-60.42	70,101	34,331	-51.03
SAINT KITTS AND NEVIS	317	437	37.85	442	981	121.95
UNITED KINGDOM	4,011,669	3,697,921	-7.82	6,134,181	7,597,231	23.85
NETHERLANDS	867,404	918,902	5.94	1,022,968	1,168,138	14.19
FRANCE	1,203,728	1,660,038	37.91	1,832,690	1,515,162	-17.33
GERMANY, FED. REP. OF	478,995	461,148	-3.73	800,858	567,019	-29.20
AUSTRIA	10,238	5,333	-47.91	18,376	12,305	-33.04
BELGIUM	2,534,274	1,890,451	-25.40	2,018,280	9,462,852	368.86
SWITZERLAND	29,372	26,810	-8.72	130,868	99,340	-24.09
MONACO	51,118	0	-100.00	11,530	0	-100.00
DENMARK	33,863	17,290	-48.94	116,425	31,337	-73.08
NORWAY	622,584	1,162,637	86.74	253,966	431,833	70.04
SWEDEN	975,965	1,760,151	80.35	829,261	1,509,101	81.98
FINLAND	59,197	82,154	38.78	432,500	590,935	36.63

TABEL 5. PERKEMBANGAN EKSPOR INDONESIA MENURUT KOMODITI DAN NEGARA TUJUAN

JENIS BARANG	BERAT BERSIH (KG)		PERUB %	NILAI FOB (US \$)		PERUB %
	JAN-JUN 2009	JAN-JUN 2010		JAN-JUN 2009	JAN-JUN 2010	
	(1)	(2)	(3)	(4)	(5)	(6)
IRELAND	145,783	69,189	-52.54	262,924	139,795	-46.83
ITALY	3,481,048	3,561,130	2.30	3,111,039	3,576,297	14.96
SPAIN	451,077	489,605	8.54	913,044	561,443	-38.51
PORTUGAL	3,845	27,556	616.67	6,061	32,690	439.35
GREECE	1,563,528	595,713	-61.90	498,697	309,677	-37.90
DEMOCRATIC REPUBLIC OF THE	127,794	0	-100.00	27,427	0	-100.00
HUNGARY	19,618	9,767	-50.21	32,793	11,550	-64.78
POLAND	288,481	29,513	-89.77	84,601	43,122	-49.03
ROMANIA	2,593	8,550	229.73	3,288	16,158	391.42
BULGARIA	8,998	64	-99.29	9,613	152	-98.42
YUGOSLAVIA	2,344	2,245	-4.22	4,828	1,488	-69.18
AZERBAIJAN	74	9	-87.84	400	22	-94.50
UKRAINE	241,361	49,121	-79.65	119,195	33,923	-71.54
LITHUANIA	0	770	-	0	1,900	-
LATVIA	40	45	12.50	727	403	-44.57
ESTONIA	893	98	-89.03	1,683	351	-79.14
GEORGIA	4,064	296	-92.72	63,795	889	-98.61
CROATIA	34,825	50,852	46.02	21,416	25,566	19.38
MALTA	51,070	79,720	56.10	26,330	34,482	30.96
SLOVAKIA	1,008	2,576	155.56	3,715	8,071	117.25
SLOVENIA	840	3,787	350.83	1,613	6,213	285.18
CZECH REPUBLIC	574,864	639,760	11.29	199,857	199,978	0.06
REP. OF MACEDONIA	21,172	0	-100.00	3,247	0	-100.00
RUSSIA FEDERATION	100,574	5,702	-94.33	136,465	61,969	-54.59
<b>-EMAS BATANGAN</b>	<b>14,245</b>	<b>18,060</b>	<b>26.78</b>	<b>406,874,105</b>	<b>633,484,949</b>	<b>55.70</b>
JAPAN	59	0	-100.00	1,704,986	0	-100.00
HONG KONG	3,436	7,441	116.56	100,543,969	257,566,193	156.17
THAILAND	0	1	-	0	20,255	-
SINGAPORE	4,070	3,940	-3.19	114,992,233	138,779,130	20.69
MALAYSIA	553	273	-50.63	16,017,295	9,583,245	-40.17
INDIA	100	0	-100.00	2,978,834	0	-100.00
UNITED ARAB EMIRATES	327	393	20.18	7,283,010	9,714,630	33.39
AUSTRALIA	3,889	5,728	47.29	111,872,615	211,659,536	89.20
UNITED STATES	195	219	12.31	3,263,716	4,306,035	31.94
UNITED KINGDOM	0	2	-	0	41,818	-
SWITZERLAND	1,528	0	-100.00	46,452,481	0	-100.00
ITALY	88	63	-28.41	1,764,966	1,814,107	2.78
<b>-PESAWAT UDARA DAN BAGIANI</b>	<b>1,563,088</b>	<b>1,543,823</b>	<b>-1.23</b>	<b>81,945,445</b>	<b>59,845,387</b>	<b>-26.97</b>
JAPAN	2,482	298	-87.99	48,336	81,366	68.33
HONG KONG	26,863	185,831	591.77	1,057,074	2,852,209	169.82
KOREA, REPUBLIC OF	24,367	185,074	659.53	699,640	16,045,234	2,193.36
TAIWAN	15,241	6,986	-54.16	1,557,446	548,500	-64.78
CHINA	5,320	1,386	-73.95	487,786	482,618	-1.06
THAILAND	4,284	1,425	-66.74	1,115,907	453,274	-59.38
SINGAPORE	187,258	170,100	-9.16	26,730,639	7,653,678	-71.37
PHILIPPINES	180	530	194.44	1,352	30,044	2,122.19
MALAYSIA	97,846	81,488	-16.72	7,438,786	4,303,495	-42.15
BRUNEI DARUSSALAM	62,211	289,193	364.86	73,708	523,328	610.00
VIET NAM	230	23	-90.00	3,850	4,500	16.88
INDIA	0	140,162	-	0	1,501,410	-
PAKISTAN	40,565	304	-99.25	430,261	584,441	35.83
BANGLADESH	18	40,595	225,427.78	1	1,521,150	152,114,900.00
SRI LANKA	380	0	-100.00	4,728	0	-100.00
IRAN (ISLAMIC REPUBLIC OF)	145,667	186	-99.87	1,703,000	500	-99.97
SAUDI ARABIA	216,481	215,466	-0.47	2,066,356	2,071,512	0.25
ISRAEL	0	31,250	-	0	249,642	-
KUWAIT	0	69	-	0	30	-
YEMEN	265	125	-52.83	30,408	5,500	-81.91
OMAN	185,082	0	-100.00	3,002,821	0	-100.00
SYRIA ARAB REPUBLIC	0	532	-	0	25,678	-
TURKEY	3	0	-100.00	7,850	0	-100.00
UNITED ARAB EMIRATES	21,045	1,355	-93.56	274,913	72,205	-73.74
KENYA	329	139	-57.75	40,000	4,000	-90.00
CAMEROON	0	1,305	-	0	100,000	-
NIGERIA	1,234	0	-100.00	34,000	0	-100.00
SENEGAL	0	170	-	0	15,141	-
SOUTH AFRICA	320	1,492	366.25	2,363	100,055	4,134.24
AUSTRALIA	17,408	19,688	13.10	1,067,483	696,179	-34.78
NEW ZEALAND	9,401	483	-94.86	1,570,400	10,238	-99.35
NEW CALEDONIA	7	0	-100.00	10	0	-100.00
VANUATU	23	0	-100.00	2	0	-100.00
EAST TIMOR	153	1,205	687.58	22,064	687	-96.89
UNITED STATES	277,877	28,681	-89.68	7,516,908	2,788,772	-62.90
CANADA	2,833	3,534	24.74	682,041	570,792	-16.31
BRAZIL	0	4	-	0	500	-
COLOMBIA	4	0	-100.00	12,454	0	-100.00

TABEL 5. PERKEMBANGAN EKSPOR INDONESIA MENURUT KOMODITI DAN NEGARA TUJUAN

JENIS BARANG	BERAT BERSIH (KG)		PERUB %	NILAI FOB (US \$)		PERUB %
	JAN-JUN 2009	JAN-JUN 2010		JAN-JUN 2009	JAN-JUN 2010	
(1)	(2)	(3)	(4)	(5)	(6)	(7)
FRENCH POLYNESIA	409	0	-100.00	160	0	-100.00
UNITED KINGDOM	88,831	62,080	-30.11	18,343,866	9,623,675	-47.54
NETHERLANDS	20,994	14,849	-29.27	1,187,381	472,884	-60.17
FRANCE	16,514	22,785	37.97	626,323	678,799	8.38
GERMANY, FED. REP. OF	10,466	4,832	-53.83	762,447	510,653	-33.02
BELGIUM	4,224	8,435	99.69	220,201	1,051,780	377.65
SWITZERLAND	6,548	5,241	-19.96	182,835	140,805	-22.99
DENMARK	963	5	-99.48	132,240	1,000	-99.24
SWEDEN	1,237	0	-100.00	160,000	0	-100.00
IRELAND	57,692	172	-99.70	71,039	22,750	-67.98
ITALY	2,807	1	-99.96	73,233	5	-99.99
SPAIN	6,861	12,769	86.11	2,496,197	3,814,131	52.80
PORTUGAL	1	0	-100.00	119	0	-100.00
GREECE	0	4	-	0	50	-
ROMANIA	0	3,571	-	0	232,177	-
RUSSIA FEDERATION	164	0	-100.00	6,817	0	-100.00
<b>-KAPAL LAUT DAN SEJENISNYA</b>	<b>237,597,727</b>	<b>171,984,298</b>	<b>-27.62</b>	<b>782,155,214</b>	<b>741,096,105</b>	<b>-5.25</b>
JAPAN	115	120	4.35	2,176	321	-85.25
KOREA, REPUBLIC OF	16,000	3,000	-81.25	3,248	3,000	-7.64
TAIWAN	3,338	0	-100.00	651	0	-100.00
CHINA	14,161,060	11,668,000	-17.61	243,807,500	4,391,887	-98.20
THAILAND	3,188,177	16,643,544	422.04	3,839,073	139,539,499	3,534.72
SINGAPORE	172,923,913	110,873,355	-35.88	441,109,152	529,237,577	19.98
PHILIPPINES	2,013,040	2,000	-99.90	5,730,259	21,500	-99.62
MALAYSIA	6,549,400	9,652,189	47.38	25,267,971	28,646,952	13.37
BRUNEI DARUSSALAM	78,816	0	-100.00	55,473	0	-100.00
VIET NAM	5,845,562	699,663	-88.03	5,512,989	699,842	-87.31
MALDIVES	90,560	13,352	-85.26	66,934	3,419	-94.89
INDIA	2,332,000	0	-100.00	2,757,960	0	-100.00
BANGLADESH	300	0	-100.00	500	0	-100.00
SRI LANKA	2,752,000	0	-100.00	8,619,048	0	-100.00
KUWAIT	11,998	0	-100.00	60,500	0	-100.00
UNITED ARAB EMIRATES	2,517,892	4,967,000	97.27	2,635,451	3,000,000	13.83
BAHRAIN	516,000	0	-100.00	571,361	0	-100.00
LIBYAN ARAB JAMAHIRIYA	0	10,000	-	0	96,000	-
EQUATORIAL GUINEA	0	56,000	-	0	460,000	-
NIGERIA	3,053,600	0	-100.00	5,255,471	0	-100.00
SOUTH AFRICA	482	0	-100.00	12,650	0	-100.00
AUSTRALIA	4,682,429	202,799	-95.67	6,789,162	485,167	-92.85
FIJI	4,227,000	0	-100.00	25,006,713	0	-100.00
EAST TIMOR	2,956	3,405	15.19	58,143	503	-99.13
UNITED STATES	568	0	-100.00	42,500	0	-100.00
CANADA	12,000,000	60	-100.00	3,500,000	400	-99.99
PANAMA	0	15,830	-	0	38,500	-
TRINIDAD AND TOBAGO	625,000	0	-100.00	1,428,006	0	-100.00
NETHERLANDS ANTILLES	0	186,000	-	0	6,645,504	-
UNITED KINGDOM	3,357	0	-100.00	8,674	0	-100.00
NETHERLANDS	1	0	-100.00	20	0	-100.00
FRANCE	92	3,225	3,405.43	7,000	66,220	846.00
GERMANY, FED. REP. OF	423	0	-100.00	793	0	-100.00
LUXEMBOURG	0	242,133	-	0	536,992	-
DENMARK	960	0	-100.00	800	0	-100.00
ITALY	0	16,742,623	-	0	27,222,822	-
CROATIA	68	0	-100.00	436	0	-100.00
CZECH REPUBLIC	620	0	-100.00	4,600	0	-100.00
<b>-PERLENGKAPAN OLAHRAGA D</b>	<b>11,942,881</b>	<b>14,647,841</b>	<b>22.65</b>	<b>108,337,634</b>	<b>149,926,273</b>	<b>38.39</b>
JAPAN	665,179	553,769	-16.75	10,075,013	12,240,637	21.49
HONG KONG	204,944	293,451	43.19	2,126,674	2,983,777	40.30
KOREA, REPUBLIC OF	171,389	193,159	12.70	1,022,063	1,345,846	31.68
TAIWAN	58,488	10,870	-81.41	79,147	41,729	-47.28
CHINA	379,120	178,994	-52.79	3,394,977	1,834,186	-45.97
PAPUA NEW GUINEA	279	492	76.34	1,983	3,531	78.06
THAILAND	28,525	34,210	19.93	151,093	279,006	84.66
SINGAPORE	332,917	138,498	-58.40	3,882,278	3,313,552	-14.65
PHILIPPINES	24,880	42,089	69.17	84,456	268,364	217.76
MALAYSIA	159,505	190,040	19.14	1,244,765	921,463	-25.97
BRUNEI DARUSSALAM	1,696	443	-73.88	4,932	6,170	25.10
VIET NAM	1,609	4,213	161.84	14,529	38,649	166.01
MALDIVES	220	499	126.82	1,029	2,070	101.17
INDIA	62,319	43,510	-30.18	647,016	451,146	-30.27
PAKISTAN	53,446	97,347	82.14	161,484	258,689	60.19
BANGLADESH	0	1,294	-	0	10,850	-
SRI LANKA	50,630	98,594	94.73	54,616	58,751	7.57
IRAN (ISLAMIC REPUBLIC OF)	9,331	17,011	82.31	49,350	69,066	39.95
SAUDI ARABIA	147,024	155,718	5.91	331,646	543,916	64.00
ISRAEL	14,452	21,236	46.94	113,489	185,030	63.04

TABEL 5. PERKEMBANGAN EKSPOR INDONESIA MENURUT KOMODITI DAN NEGARA TUJUAN

JENIS BARANG	BERAT BERSIH (KG)		PERUB	NILAI FOB (US \$)		PERUB
	JAN-JUN 2009	JAN-JUN 2010	%	JAN-JUN 2009	JAN-JUN 2010	%
	(1)	(2)	(3)	(4)	(5)	(6)
KUWAIT	7,231	11,630	60.84	38,416	68,434	78.14
JORDAN	21,437	2,878	-86.57	87,853	40,129	-54.32
LEBANON	19,356	9,355	-51.67	54,708	31,858	-41.77
SYRIA ARAB REPUBLIC	0	4,696	-	0	58,047	-
TURKEY	367	148,753	40,432.15	82	502,563	612,781.71
UNITED ARAB EMIRATES	140,218	127,696	-8.93	870,256	949,937	9.16
CYPRUS	250	3,492	1,296.80	180	36,030	19,916.67
EGYPT	13,142	12,886	-1.95	91,472	82,607	-9.69
LIBYAN ARAB JAMAHIRIYA	0	51	-	0	125	-
MOROCCO	8,178	197	-97.59	75,971	4,021	-94.71
ALGERIA	29,471	0	-100.00	86,013	0	-100.00
SUDAN	21,891	25,056	14.46	119,098	179,172	50.44
NAMIBIA	0	21	-	0	188	-
ETHIOPIA	0	153	-	0	150	-
TANZANIA, UNITED REPUBLIC OF	0	176	-	0	588	-
MADAGASCAR	2,760	0	-100.00	960	0	-100.00
REUNION	826	517	-37.41	7,310	3,536	-51.63
TOGO	0	380	-	0	812	-
LIBERIA	0	2,077	-	0	1,055	-
GUINEA	0	646	-	0	2,945	-
ANGOLA	9,626	6,384	-33.68	6,338	3,486	-45.00
CAMEROON	0	72	-	0	211	-
NIGERIA	48,061	54,759	13.94	245,906	283,571	15.32
COTE D'IVOIRE	0	110	-	0	126	-
MAURITANIA	0	175	-	0	500	-
MALI	0	127	-	0	168	-
SWAZILAND	0	197	-	0	255	-
SOUTH AFRICA	20,391	34,075	67.11	105,908	363,118	242.86
MAURITIUS	77	1,412	1,733.77	289	20,580	7,021.11
AUSTRALIA	477,923	465,882	-2.52	3,294,720	3,868,794	17.42
NEW ZEALAND	28,451	35,681	25.41	207,173	276,744	33.58
NEW CALEDONIA	0	132	-	0	4,840	-
FIJI	2,325	659	-71.66	9,746	4,746	-51.30
EAST TIMOR	21,543	80,258	272.55	28,534	78,200	174.06
UNITED STATES	3,517,010	5,116,370	45.47	31,968,401	52,836,627	65.28
CANADA	210,741	246,068	16.76	1,854,033	2,469,127	33.18
MEXICO	371,556	337,152	-9.26	3,854,031	3,734,233	-3.11
PANAMA	29,964	4,580	-84.71	256,003	54,519	-78.70
SURINAME	0	1,487	-	0	7,106	-
CHILE	43,054	56,511	31.26	433,952	540,474	24.55
VENEZUELA	87,406	32,049	-63.33	852,119	294,750	-65.41
ARGENTINA	97,653	68,140	-30.22	840,570	570,421	-32.14
BRAZIL	391,170	625,563	59.92	3,626,546	6,311,436	74.03
COLOMBIA	28,868	13,527	-53.14	273,908	114,233	-58.30
PARAGUAY	0	264	-	0	7,939	-
ECUADOR	4,462	5,223	17.06	53,975	44,467	-17.62
PERU	20,474	58,379	185.14	150,984	1,021,660	576.67
GUYANA	0	795	-	0	2,250	-
PUERTO RICO	0	47	-	0	1,040	-
DOMINICAN REPUBLIC	0	996	-	0	11,211	-
EL SALVADOR	0	16,568	-	0	164,379	-
COSTA RICA	923	1,004	8.78	11,404	11,554	1.32
HAITI	4,327	0	-100.00	12,508	0	-100.00
CAYMAN ISLANDS	0	1,781	-	0	39,061	-
FRENCH POLYNESIA	257	0	-100.00	273	0	-100.00
NETHERLANDS ANTILLES	440	0	-100.00	36,370	0	-100.00
SAINT KITTS AND NEVIS	0	148	-	0	2,200	-
UNITED KINGDOM	1,146,337	1,316,655	14.86	8,893,741	13,361,109	50.23
NETHERLANDS	408,533	519,306	27.11	4,055,754	5,310,878	30.95
FRANCE	599,666	646,153	7.75	4,858,652	5,967,587	22.82
GERMANY, FED. REP. OF	662,542	835,635	26.13	7,236,930	8,861,943	22.45
AUSTRIA	34,686	40,352	16.34	435,434	608,650	39.78
BELGIUM	127,322	79,286	-37.73	1,488,852	1,025,994	-31.09
SWITZERLAND	30,059	25,122	-16.42	329,862	198,995	-39.67
DENMARK	90,302	62,952	-30.29	792,481	682,733	-13.85
NORWAY	11,051	10,740	-2.81	94,116	85,680	-8.96
SWEDEN	120,920	181,101	49.77	742,220	1,101,964	48.47
FINLAND	8,757	10,311	17.75	162,924	75,816	-53.47
IRELAND	9,003	51,397	470.89	51,325	722,268	1,307.24
ITALY	180,764	303,030	67.64	1,790,874	3,138,341	75.24
SPAIN	65,213	185,953	185.15	669,054	1,880,397	181.05
PORTUGAL	21,542	9,093	-57.79	279,821	118,515	-57.65
ICELAND	1,364	2,754	101.91	15,813	27,385	73.18
GREECE	72,971	156,889	115.00	628,780	1,540,796	145.05
HUNGARY	10,361	37,510	262.03	168,252	452,005	168.65
POLAND	48,004	27,271	-43.19	504,515	287,936	-42.93
ROMANIA	558	3,802	581.36	5,298	30,684	479.16
BULGARIA	0	1,292	-	0	14,424	-



TABEL 5. PERKEMBANGAN EKSPOR INDONESIA MENURUT KOMODITI DAN NEGARA TUJUAN

JENIS BARANG	BERAT BERSIH (KG)		PERUB	NILAI FOB (US \$)		PERUB
	JAN-JUN 2009	JAN-JUN 2010	%	JAN-JUN 2009	JAN-JUN 2010	%
	(1)	(2)	(3)	(4)	(5)	(6)
BELARUS	1,291	0	-100.00	15,660	0	-100.00
KAZAKHSTAN	3,076	2,434	-20.87	34,766	28,805	-17.15
UKRAINE	8,615	30,363	252.44	93,400	293,742	214.50
LITHUANIA	64	2,939	4,492.19	1,505	16,836	1,018.67
LATVIA	8	8,774	109,575.00	333	88,757	26,553.75
ESTONIA	622	1,027	65.11	6,000	21,160	252.67
GEORGIA	0	45	-	0	28	-
CROATIA	36,518	53,232	45.77	113,687	480,327	322.50
MALTA	184	0	-100.00	2,600	0	-100.00
SLOVAKIA	1,161	3,625	212.23	9,362	69,863	646.24
SLOVENIA	11,273	3,376	-70.05	71,623	27,156	-62.08
CZECH REPUBLIC	109,652	67,097	-38.81	1,080,028	734,021	-32.04
RUSSIA FEDERATION	72,680	275,653	279.27	707,422	2,708,827	282.92
<b>-PENA DAN PENSIL</b>	<b>4,487,833</b>	<b>6,597,001</b>	<b>47.00</b>	<b>35,367,036</b>	<b>47,728,475</b>	<b>34.95</b>
JAPAN	72,106	58,694	-18.60	791,097	814,224	2.92
HONG KONG	31,364	42,358	35.05	310,096	382,928	23.49
KOREA, REPUBLIC OF	20,591	17,833	-13.39	204,887	191,273	-6.64
TAIWAN	10,649	16,772	57.50	110,342	172,531	56.36
CHINA	21,896	57,178	161.13	196,140	586,218	198.88
PAPUA NEW GUINEA	0	267	-	0	1,293	-
THAILAND	127,102	150,542	18.44	1,170,033	1,476,609	26.20
SINGAPORE	55,190	74,920	35.75	465,792	692,328	48.63
PHILIPPINES	156,373	149,344	-4.50	1,384,093	1,364,867	-1.39
MALAYSIA	147,904	188,893	27.71	1,508,674	1,993,518	32.14
BRUNEI DARUSSALAM	380	113	-70.26	2,725	75	-97.25
VIET NAM	29,322	32,378	10.42	186,283	242,606	30.24
MALDIVES	0	1,312	-	0	4,189	-
INDIA	2,844	1,882	-33.83	30,127	23,173	-23.08
PAKISTAN	7,291	4,637	-36.40	57,961	31,519	-45.62
BANGLADESH	45,364	72,396	59.59	398,388	690,082	73.22
AFGHANISTAN	0	396	-	0	3,309	-
IRAQ	0	3	-	0	20	-
IRAN (ISLAMIC REPUBLIC OF)	140,068	135,848	-3.01	1,197,715	1,353,332	12.99
SAUDI ARABIA	313,342	289,089	-7.74	2,937,440	2,922,818	-0.50
ISRAEL	125	755	504.00	938	5,689	506.50
KUWAIT	15,751	36,235	130.05	184,073	364,383	97.96
JORDAN	947	2,761	191.55	10,283	20,005	94.54
LEBANON	24,713	27,974	13.20	189,940	212,897	12.09
OMAN	21,427	409	-98.09	233,632	3,755	-98.39
SYRIA ARAB REPUBLIC	31,490	37,519	19.15	216,475	301,393	39.23
TURKEY	116,928	90,118	-22.93	791,854	651,637	-17.71
UNITED ARAB EMIRATES	60,996	89,068	46.02	627,175	902,343	43.87
QATAR	13,873	34,834	151.09	125,849	364,506	189.64
BAHRAIN	4,424	21,248	380.29	50,300	230,442	358.14
EGYPT	55,734	153,944	176.21	448,143	1,298,387	189.73
LIBYAN ARAB JAMAHIRIYA	658	0	-100.00	2,680	0	-100.00
MOROCCO	21,500	17,791	-17.25	205,070	200,554	-2.20
ALGERIA	2,179	1,338	-38.60	10,717	6,698	-37.50
SUDAN	56	0	-100.00	1,100	0	-100.00
TANZANIA, UNITED REPUBLIC OF	0	201	-	0	2,081	-
TOGO	38,500	123,651	221.17	17,504	63,955	265.37
CAMEROON	0	2	-	0	14	-
COTE D'IVOIRE	100,536	20,685	-79.43	49,855	9,190	-81.57
MALI	0	20,632	-	0	9,905	-
SEYCHELLES	0	252	-	0	2,914	-
SOUTH AFRICA	283	23,415	8,173.85	4,093	91,825	2,143.46
AUSTRALIA	91,994	155,936	69.51	666,916	1,041,177	56.12
NEW ZEALAND	7,294	9,552	30.96	72,186	93,768	29.90
FIJI	606	602	-0.66	3,100	4,438	43.16
SOLOMON ISLANDS	0	1,101	-	0	3,270	-
EAST TIMOR	23,131	55,564	140.21	27,960	54,022	93.21
UNITED STATES	1,455,760	3,083,299	111.80	10,720,902	18,420,207	71.82
CANADA	15,954	34,642	117.14	292,693	437,185	49.37
MEXICO	340,772	295,139	-13.39	2,491,396	2,444,070	-1.90
PANAMA	1,903	0	-100.00	3,492	0	-100.00
CHILE	0	2,766	-	0	32,378	-
VENEZUELA	0	24,797	-	0	231,903	-
ARGENTINA	958	4,133	331.42	10,899	66,124	506.70
BRAZIL	13,040	7,931	-39.18	106,784	64,603	-39.50
COLOMBIA	120,267	78,005	-35.14	969,813	538,003	-44.53
ECUADOR	15,876	32,116	102.29	121,823	229,479	88.37
PUERTO RICO	462	0	-100.00	3,384	0	-100.00
UNITED KINGDOM	54,774	83,497	52.44	456,784	669,830	46.64
NETHERLANDS	254,431	229,386	-9.84	1,747,832	1,435,608	-17.86
FRANCE	23,796	22,582	-5.10	160,262	172,766	7.80
GERMANY, FED. REP. OF	212,835	236,340	11.04	1,568,174	1,839,738	17.32
DENMARK	0	7,015	-	0	61,841	-

TABEL 5. PERKEMBANGAN EKSPOR INDONESIA MENURUT KOMODITI DAN NEGARA TUJUAN

JENIS BARANG	BERAT BERSIH (KG)		PERUB	NILAI FOB (US \$)		PERUB
	JAN-JUN 2009	JAN-JUN 2010	%	JAN-JUN 2009	JAN-JUN 2010	%
(1)	(2)	(3)	(4)	(5)	(6)	(7)
NORWAY	3,394	3,331	-1.86	41,493	38,980	-6.06
SWEDEN	38,451	47,655	23.94	442,869	546,603	23.42
FINLAND	1,333	963	-27.76	21,616	12,837	-40.61
IRELAND	21,543	15,297	-28.99	242,499	208,433	-14.05
ITALY	44,969	83,031	84.64	531,096	839,422	58.05
SPAIN	18,650	22,579	21.07	165,461	223,071	34.82
PORTUGAL	4,503	42,712	848.52	20,718	127,445	515.14
DEMOCRATIC REPUBLIC OF THE	0	15	-	0	23	-
HUNGARY	6,056	2,090	-65.49	120,783	23,768	-80.32
KAZAKHSTAN	0	29	-	0	134	-
CZECH REPUBLIC	23,175	17,209	-25.74	234,627	177,864	-24.19
<b>-BATU SEMI PERMATA</b>	<b>5,213</b>	<b>45</b>	<b>-99.14</b>	<b>373,070</b>	<b>5,430</b>	<b>-98.54</b>
JAPAN	441	17	-96.15	99,672	68	-99.93
SINGAPORE	3	0	-100.00	468	0	-100.00
MALAYSIA	1,800	0	-100.00	246,610	0	-100.00
INDIA	0	10	-	0	1,106	-
AUSTRALIA	1	0	-100.00	4,491	0	-100.00
UNITED STATES	2,802	0	-100.00	17,268	0	-100.00
CANADA	13	0	-100.00	170	0	-100.00
BRAZIL	21	0	-100.00	14	0	-100.00
UNITED KINGDOM	0	18	-	0	4,256	-
ITALY	132	0	-100.00	4,377	0	-100.00
<b>-KOPER, TAS, DOMPET PLASTIK</b>	<b>3,520,896</b>	<b>5,108,916</b>	<b>45.10</b>	<b>24,008,484</b>	<b>32,126,873</b>	<b>33.81</b>
JAPAN	445,223	410,002	-7.91	3,132,205	3,537,455	12.94
HONG KONG	47,716	92,623	94.11	503,241	881,102	75.09
KOREA, REPUBLIC OF	47,046	39,622	-15.78	216,212	130,271	-39.75
TAIWAN	14,440	32,514	125.17	45,494	144,137	216.83
CHINA	43,198	37,286	-13.69	696,106	847,723	21.78
PAPUA NEW GUINEA	77	502	551.95	383	3,932	926.63
THAILAND	34,048	39,959	17.36	158,054	308,854	95.41
SINGAPORE	70,886	97,044	36.90	754,577	1,703,250	125.72
PHILIPPINES	20,993	31,432	49.73	316,657	428,737	35.39
MALAYSIA	19,522	29,079	48.96	185,425	146,031	-21.25
BRUNEI DARUSSALAM	1,077	571	-46.98	13,555	6,327	-53.32
VIET NAM	1,883	151	-91.98	11,254	2,569	-77.17
MALDIVES	1,528	1,452	-4.97	4,522	8,945	97.81
INDIA	39,276	67,775	72.56	215,059	375,030	74.38
PAKISTAN	8,680	3,920	-54.84	45,976	23,840	-48.15
BANGLADESH	11,585	22,538	94.54	28,899	62,620	116.69
SRI LANKA	4,224	2,749	-34.92	9,576	6,813	-28.85
IRAN (ISLAMIC REPUBLIC OF)	479	10,857	2,166.60	656	1,202	83.23
SAUDI ARABIA	42,970	43,407	1.02	168,740	224,237	32.89
ISRAEL	85	181	112.94	1,491	1,445	-3.09
KUWAIT	961	3,097	222.27	8,445	10,961	29.79
JORDAN	0	204	-	0	16	-
LEBANON	2,985	1,674	-43.92	21,633	16,515	-23.66
OMAN	34	1	-97.06	115	3	-97.39
TURKEY	135	356	163.70	2,283	12,779	459.75
UNITED ARAB EMIRATES	283,296	359,248	26.81	1,350,661	1,721,363	27.45
BAHRAIN	0	33	-	0	455	-
CYPRUS	1,643	0	-100.00	4,613	0	-100.00
EGYPT	0	5	-	0	17	-
MOROCCO	12,086	5,791	-52.09	222,253	107,107	-51.81
TUNISIA	645	100	-84.50	11,487	4,780	-58.39
NAMIBIA	1,334	419	-68.59	923	12,125	1,213.65
TANZANIA, UNITED REPUBLIC OF	0	53	-	0	461	-
MADAGASCAR	204	261	27.94	1,762	6,487	268.16
KENYA	1,551	49	-96.84	11,950	1,252	-89.52
REUNION	1,760	1,452	-17.50	5,174	4,093	-20.89
MOZAMBIQUE	0	151	-	0	271	-
GHANA	4,313	0	-100.00	19,079	0	-100.00
ANGOLA	28	0	-100.00	32	0	-100.00
NIGERIA	0	7,985	-	0	16,117	-
GABON	0	1	-	0	1	-
SEYCHELLES	195	183	-6.15	6,750	4,082	-39.53
SOUTH AFRICA	38,901	37,182	-4.42	87,408	79,103	-9.50
MAURITIUS	120	1,008	740.00	2,933	7,436	153.53
VIRGIN ISLANDS (BRITISH)	144	239	65.97	557	1,050	88.51
AUSTRALIA	78,690	84,248	7.06	365,921	328,833	-10.14
NEW ZEALAND	6,777	9,036	33.33	12,630	19,753	56.40
GUAM	54	213	294.44	705	2,088	196.17
PALAU	0	252	-	0	2,131	-
NEW CALEDONIA	2,085	3,378	62.01	10,074	27,918	177.13
COOK ISLANDS	1	0	-100.00	28	0	-100.00
FIJI	117	1,135	870.09	801	9,073	1,032.71
TONGA	0	151	-	0	1,735	-

TABEL 5. PERKEMBANGAN EKSPOR INDONESIA MENURUT KOMODITI DAN NEGARA TUJUAN

JENIS BARANG	BERAT BERSIH (KG)		PERUB	NILAI FOB (US \$)		PERUB
	JAN-JUN 2009	JAN-JUN 2010	%	JAN-JUN 2009	JAN-JUN 2010	%
	(1)	(2)	(3)	(4)	(5)	(6)
EAST TIMOR	16,736	10,839	-35.24	17,350	6,671	-61.55
UNITED STATES	785,837	1,276,303	62.41	6,239,280	8,473,565	35.81
CANADA	29,044	63,130	117.36	170,633	338,475	98.36
MEXICO	17,748	80,683	354.60	121,178	204,013	68.36
NICARAGUA	16	65	306.25	60	142	136.67
PANAMA	17,808	35,931	101.77	46,218	74,266	60.69
CHILE	962	10,235	963.93	1,831	39,483	2,056.36
VENEZUELA	107	889	730.84	390	2,601	566.92
ARGENTINA	10,959	50,205	358.12	21,857	103,339	372.80
BRAZIL	30,472	62,794	106.07	88,450	138,261	56.32
COLOMBIA	66	720	990.91	219	1,854	746.58
URUGUAY	1,853	5,432	193.15	6,424	12,075	87.97
PARAGUAY	11	9	-18.18	30	27	-10.00
ECUADOR	4,161	13,637	227.73	9,313	34,372	269.08
PERU	182	3,650	1,905.49	1,002	9,144	812.57
TRINIDAD AND TOBAGO	1,505	0	-100.00	1,810	0	-100.00
JAMAICA	0	755	-	0	3,124	-
PUERTO RICO	288	1,017	253.13	2,100	9,560	355.24
BELIZE	0	636	-	0	816	-
DOMINICAN REPUBLIC	167	173	3.59	347	917	164.27
COSTA RICA	342	4	-98.83	433	122	-71.82
BARBADOS	14	0	-100.00	566	0	-100.00
ARUBA	5,999	0	-100.00	2,035	0	-100.00
BERMUDA	1,766	642	-63.65	6,556	7,227	10.23
FRENCH POLYNESIA	802	758	-5.49	9,414	9,050	-3.87
MARTINIQUE	1,374	708	-48.47	4,150	4,509	8.65
NETHERLANDS ANTILLES	393	179	-54.45	8,068	7,353	-8.86
SAINT LUCIA	0	203	-	0	986	-
GUADELOUPE	592	203	-65.71	1,236	910	-26.38
UNITED KINGDOM	183,996	312,102	69.62	956,548	1,614,642	68.80
NETHERLANDS	124,046	139,826	12.72	1,797,742	2,136,680	18.85
FRANCE	35,503	108,822	206.51	193,822	397,620	105.15
GERMANY, FED. REP. OF	167,792	296,183	76.52	1,068,864	2,119,394	98.28
AUSTRIA	5,738	122	-97.87	46,121	990	-97.85
BELGIUM	512,945	795,407	55.07	2,471,209	2,244,455	-9.18
SWITZERLAND	10,282	11,297	9.87	40,353	52,935	31.18
DENMARK	2,656	3,140	18.22	18,272	10,355	-43.33
NORWAY	1,850	688	-62.81	25,107	23,175	-7.70
SWEDEN	3,872	6,676	72.42	11,774	10,281	-12.68
FINLAND	73	1,055	1,345.21	1,950	23,587	1,109.59
IRELAND	304	10,718	3,425.66	2,844	71,804	2,424.75
ITALY	161,565	190,647	18.00	1,407,525	1,780,404	26.49
SPAIN	75,640	96,963	28.19	459,193	682,802	48.70
PORTUGAL	543	3,518	547.88	3,204	17,691	452.15
GREECE	9,175	9,941	8.35	57,478	57,429	-0.09
HUNGARY	132	203	53.79	1,088	523	-51.93
POLAND	824	486	-41.02	12,018	4,182	-65.20
ROMANIA	1	0	-100.00	21	0	-100.00
YUGOSLAVIA	1	1	0.00	1	2	100.00
ESTONIA	0	4	-	0	23	-
GEORGIA	0	10,951	-	0	98,976	-
CROATIA	173	168	-2.89	723	2,042	182.43
SLOVAKIA	0	1,749	-	0	3,372	-
SLOVENIA	934	499	-46.57	1,785	999	-44.03
CZECH REPUBLIC	157	381	142.68	831	1,523	83.27
RUSSIA FEDERATION	495	6,000	1,112.12	12,762	45,600	257.31
<b>-BARANG DARI LOGAM MULIA</b>	<b>164,948</b>	<b>168,223</b>	<b>1.99</b>	<b>151,258,969</b>	<b>151,970,110</b>	<b>0.47</b>
JAPAN	11,873	1,810	-84.76	4,479,833	587,336	-86.89
HONG KONG	3,299	4,712	42.83	15,967,876	8,285,054	-48.11
KOREA, REPUBLIC OF	665	617	-7.22	255,100	653,310	156.10
TAIWAN	7	0	-100.00	938	0	-100.00
CHINA	59	0	-100.00	10,275	0	-100.00
THAILAND	929	4,752	411.52	509,360	1,233,595	142.19
SINGAPORE	84,183	97,285	15.56	68,718,356	103,728,202	50.95
PHILIPPINES	0	692	-	0	110	-
MALAYSIA	145	18	-87.59	974,464	310,935	-68.09
MALDIVES	78	0	-100.00	53,676	0	-100.00
INDIA	13	11	-15.38	14,322	8,801	-38.55
SRI LANKA	0	19	-	0	3,484	-
ISRAEL	1	0	-100.00	2,500	0	-100.00
LEBANON	11	0	-100.00	91	0	-100.00
TURKEY	729	361	-50.48	235,290	200,739	-14.68
UNITED ARAB EMIRATES	441	466	5.67	9,075,565	10,918,430	20.31
BAHRAIN	4	0	-100.00	258	0	-100.00
CYPRUS	50	0	-100.00	38,440	0	-100.00
EGYPT	0	4	-	0	1,340	-
MADAGASCAR	5	0	-100.00	5,412	0	-100.00

TABEL 5. PERKEMBANGAN EKSPOR INDONESIA MENURUT KOMODITI DAN NEGARA TUJUAN

JENIS BARANG	BERAT BERSIH (KG)		PERUB %	NILAI FOB (US \$)		PERUB %
	JAN-JUN 2009	JAN-JUN 2010		JAN-JUN 2009	JAN-JUN 2010	
	(1)	(2)	(3)	(4)	(5)	(6)
KENYA	337	0	-100.00	2,754	0	-100.00
REUNION	362	336	-7.18	469	1,291	175.27
U.S. VIRGIN ISLANDS	0	1	-	0	5	-
SEYCHELLES	10	0	-100.00	11	0	-100.00
SOUTH AFRICA	115	1	-99.13	144	170	18.06
MAURITIUS	0	27	-	0	55	-
AUSTRALIA	9,540	11,726	22.91	27,759,531	411,291	-98.52
NEW ZEALAND	50	249	398.00	7,887	14,643	85.66
GUAM	212	0	-100.00	506	0	-100.00
NEW CALEDONIA	20	192	860.00	432	1,797	315.97
EAST TIMOR	183	104	-43.17	4,483,500	45	-100.00
UNITED STATES	18,970	20,496	8.04	12,593,879	17,643,923	40.10
CANADA	1,502	258	-82.82	298,069	11,607	-96.11
MEXICO	68	58	-14.71	316	8,938	2,728.48
CHILE	68	190	179.41	4,596	3,564	-22.45
ARGENTINA	0	9	-	0	325	-
BRAZIL	119	680	471.43	2,329	6,230	167.50
BAHAMAS	0	4	-	0	25	-
PUERTO RICO	41	123	200.00	4,952	3,801	-23.24
COSTA RICA	65	0	-100.00	75	0	-100.00
BARBADOS	0	3	-	0	15	-
BERMUDA	475	350	-26.32	1,445	4,114	184.71
CAYMAN ISLANDS	12	18	50.00	695	1,819	161.73
FRENCH POLYNESIA	0	31	-	0	593	-
MARTINIQUE	1,453	946	-34.89	2,155	1,701	-21.07
NETHERLANDS ANTILLES	0	52	-	0	2,883	-
GUADELOUPE	229	401	75.11	232	547	135.78
UNITED KINGDOM	3,677	1,181	-67.88	643,778	340,269	-47.14
NETHERLANDS	12,057	9,363	-22.34	935,411	1,527,796	63.33
FRANCE	901	2,558	183.91	24,687	41,999	70.13
GERMANY, FED. REP. OF	6,187	2,338	-62.21	894,574	804,822	-10.03
AUSTRIA	6	9	50.00	3,757	12,017	219.86
BELGIUM	163	102	-37.42	7,128	4,369	-38.71
SWITZERLAND	197	190	-3.55	169,571	189,436	11.71
DENMARK	172	300	74.42	456,422	591,990	29.70
NORWAY	188	74	-60.64	89,778	62,078	-30.85
SWEDEN	6	15	150.00	18,187	17,839	-1.91
FINLAND	13	8	-38.46	8,920	6,167	-30.86
IRELAND	49	0	-100.00	1,061	0	-100.00
ITALY	4,047	3,822	-5.56	2,403,641	4,178,839	73.85
SPAIN	267	1,255	370.04	35,108	140,118	299.11
PORTUGAL	30	4	-86.67	33,704	374	-98.89
ICELAND	6	0	-100.00	10,445	0	-100.00
GREECE	34	0	-100.00	3,019	0	-100.00
POLAND	0	2	-	0	1,279	-
CZECH REPUBLIC	11	0	-100.00	13,379	0	-100.00
RUSSIA FEDERATION	614	0	-100.00	666	0	-100.00
<b>-PETI KEMAS</b>	<b>511,016</b>	<b>906,255</b>	<b>77.34</b>	<b>2,266,127</b>	<b>4,234,986</b>	<b>86.88</b>
JAPAN	116,736	177,540	52.09	195,326	471,827	141.56
TAIWAN	11,354	0	-100.00	2,215	0	-100.00
PAPUA NEW GUINEA	0	106,791	-	0	574,614	-
THAILAND	37,972	1,257	-96.69	8,450	1,000	-88.17
SINGAPORE	152,798	144,367	-5.52	795,171	668,684	-15.91
PHILIPPINES	0	852	-	0	1,600	-
MALAYSIA	9,445	108,720	1,051.09	6,637	211,495	3,086.61
MYANMAR (FORM. BURMA)	0	10,492	-	0	57,072	-
BRUNEI DARUSSALAM	0	2,420	-	0	41,150	-
VIET NAM	42,898	114,167	166.14	29,900	959,784	3,109.98
INDIA	6,637	0	-100.00	156,075	0	-100.00
SRI LANKA	0	54,933	-	0	203,536	-
SAUDI ARABIA	0	42,720	-	0	430,986	-
OMAN	0	9,499	-	0	67,682	-
TANZANIA, UNITED REPUBLIC OF	0	55,841	-	0	124,890	-
SENEGAL	0	571	-	0	3,200	-
MAURITANIA	83,000	0	-100.00	974,126	0	-100.00
AUSTRALIA	0	49,770	-	0	274,482	-
NEW ZEALAND	0	2,444	-	0	30,000	-
EAST TIMOR	0	8,957	-	0	20,175	-
UNITED STATES	50,000	6,040	-87.92	96,345	235	-99.76
MEXICO	0	2,799	-	0	38,739	-
UNITED KINGDOM	176	0	-100.00	1,882	0	-100.00
SPAIN	0	1,230	-	0	32,835	-
RUSSIA FEDERATION	0	4,845	-	0	21,000	-
<b>-KOMPUTER DAN BAGIANNYA</b>	<b>19,503,873</b>	<b>15,700,985</b>	<b>-19.50</b>	<b>468,396,043</b>	<b>442,013,020</b>	<b>-5.63</b>
JAPAN	727,757	524,698	-27.90	24,316,160	18,275,517	-24.84
HONG KONG	1,774,488	467,249	-73.67	17,319,325	11,413,201	-34.10

TABEL 5. PERKEMBANGAN EKSPOR INDONESIA MENURUT KOMODITI DAN NEGARA TUJUAN

JENIS BARANG	BERAT BERSIH (KG)		PERUB	NILAI FOB (US \$)		PERUB
	JAN-JUN 2009	JAN-JUN 2010	%	JAN-JUN 2009	JAN-JUN 2010	%
	(1)	(2)	(3)	(4)	(5)	(6)
KOREA, REPUBLIC OF	125,193	217,381	73.64	1,437,659	8,480,887	489.91
TAIWAN	179,438	205,223	14.37	3,561,777	6,660,960	87.01
CHINA	2,116,543	498,707	-76.44	79,408,263	9,121,684	-88.51
PAPUA NEW GUINEA	411	0	-100.00	1,064	0	-100.00
THAILAND	496,021	559,841	12.87	12,412,100	16,292,765	31.27
SINGAPORE	3,966,696	6,178,221	55.75	103,482,325	226,010,090	118.40
PHILIPPINES	547,171	367,817	-32.78	15,218,100	13,954,550	-8.30
MALAYSIA	629,749	1,045,311	65.99	13,048,422	14,948,305	14.56
CAMBODIA	0	120	-	0	3,340	-
BRUNEI DARUSSALAM	110	107	-2.73	4,086	43,658	968.48
LAO PEOPLE'S DEMOCRATIC RE	0	4	-	0	120	-
NEPAL	3,887	0	-100.00	89,723	0	-100.00
VIET NAM	288,386	116,199	-59.71	4,299,205	1,923,806	-55.25
INDIA	1,159,410	472,380	-59.26	14,848,397	6,927,824	-53.34
PAKISTAN	23,607	1,049	-95.56	453,637	33,112	-92.70
BANGLADESH	16,636	0	-100.00	335,713	0	-100.00
SRI LANKA	2,810	87	-96.90	65,780	1,295	-98.03
AFGHANISTAN	0	60	-	0	100	-
IRAN (ISLAMIC REPUBLIC OF)	237,496	36	-99.98	12,043,212	834	-99.99
SAUDI ARABIA	21,139	123,525	484.35	623,159	3,804,744	510.56
ISRAEL	5,159	427	-91.72	163,395	93,266	-42.92
LEBANON	27,200	1	-100.00	703,317	1	-100.00
YEMEN	11,868	0	-100.00	122,844	0	-100.00
SYRIA ARAB REPUBLIC	12,870	0	-100.00	340,534	0	-100.00
TURKEY	182,498	21,790	-88.06	4,452,586	476,219	-89.30
UNITED ARAB EMIRATES	1,495,442	1,002,762	-32.95	31,376,156	22,100,240	-29.56
EGYPT	61,676	226,308	266.93	762,842	5,699,096	647.09
LIBYAN ARAB JAMAHIRIYA	88,284	24,657	-72.07	861,873	594,341	-31.04
MOROCCO	15,907	0	-100.00	66,433	0	-100.00
TUNISIA	16,928	30,896	82.51	434,623	769,724	77.10
ALGERIA	52,856	4,407	-91.66	1,168,202	171,234	-85.34
SUDAN	174,462	5,918	-96.61	861,061	237,731	-72.39
ETHIOPIA	0	61	-	0	60	-
GHANA	3,069	0	-100.00	103,224	0	-100.00
GUINEA	2,033	0	-100.00	3,240	0	-100.00
ANGOLA	10,344	0	-100.00	8,959	0	-100.00
NIGERIA	5,987	24,907	316.02	96,874	853,976	781.53
SIERRA LEONE	210	0	-100.00	5,511	0	-100.00
SOUTH AFRICA	172,763	55,064	-68.13	4,401,053	1,601,192	-63.62
AUSTRALIA	440,227	220,175	-49.99	11,844,500	7,780,167	-34.31
NEW ZEALAND	57,863	34,851	-39.77	1,500,190	1,272,620	-15.17
VANUATU	0	34	-	0	183	-
EAST TIMOR	282,363	295,564	4.68	246,715	326,184	32.21
UNITED STATES	1,478,913	999,715	-32.40	43,802,197	24,086,396	-45.01
CANADA	27,585	96,656	250.39	836,159	2,585,655	209.23
MEXICO	141,507	46,656	-67.03	3,122,367	1,397,123	-55.25
PANAMA	0	121	-	0	1,747	-
CHILE	10,622	48,686	358.35	247,224	1,613,092	552.48
VENEZUELA	14,925	0	-100.00	382,287	0	-100.00
ARGENTINA	37,015	280,591	658.05	903,697	3,339,992	269.59
BRAZIL	192,786	177,662	-7.84	2,246,647	1,612,506	-28.23
COLOMBIA	33,061	34,090	3.11	429,020	1,169,697	172.64
PERU	63,691	63,878	0.29	838,886	1,991,857	137.44
DOMINICAN REPUBLIC	208	0	-100.00	28,540	0	-100.00
UNITED KINGDOM	51,280	50,841	-0.86	1,578,995	1,353,617	-14.27
NETHERLANDS	1,363,467	312,063	-77.11	31,420,717	5,600,559	-82.18
FRANCE	601	775	28.95	19,916	406,622	1,941.69
GERMANY, FED. REP. OF	182,185	742,135	307.35	7,125,914	13,186,401	85.05
AUSTRIA	14,184	0	-100.00	523,890	0	-100.00
BELGIUM	3,736	844	-77.41	127,478	21,746	-82.94
SWITZERLAND	5	75	1,400.00	134	12,966	9,576.12
DENMARK	16	28	75.00	324	443	36.73
NORWAY	22	0	-100.00	432	0	-100.00
SWEDEN	37	11	-70.27	708	206	-70.90
FINLAND	34,694	67,961	95.89	518,677	1,482,465	185.82
IRELAND	41,089	1,333	-96.76	2,193,220	972,816	-55.64
ITALY	10,550	3	-99.97	384,279	16,814	-95.62
SPAIN	2,266	18	-99.21	38,336	389	-98.99
PORTUGAL	0	8,955	-	0	6,678	-
HUNGARY	4,750	328	-93.09	107,297	10,605	-90.12
POLAND	27,008	1,473	-94.55	1,971,754	10,221	-99.48
ROMANIA	0	26	-	0	544	-
AZERBAIJAN	5,858	0	-100.00	136,948	0	-100.00
KAZAKHSTAN	139	2	-98.56	11,833	15	-99.87
UKRAINE	8	19	137.50	129	164	27.13
UZBEKISTAN	2,172	0	-100.00	48,528	0	-100.00
LATVIA	0	45	-	0	650	-
GEORGIA	0	34,536	-	0	1,092,915	-

TABEL 5. PERKEMBANGAN EKSPOR INDONESIA MENURUT KOMODITI DAN NEGARA TUJUAN

JENIS BARANG	BERAT BERSIH (KG)		PERUB	NILAI FOB (US \$)		PERUB
	JAN-JUN 2009	JAN-JUN 2010	%	JAN-JUN 2009	JAN-JUN 2010	%
(1)	(2)	(3)	(4)	(5)	(6)	(7)
SLOVAKIA	115,348	0	-100.00	3,512,774	0	-100.00
SLOVENIA	0	5,482	-	0	163,077	-
CZECH REPUBLIC	207,158	70	-99.97	3,343,731	1,090	-99.97
RUSSIA FEDERATION	30	70	133.33	766	926	20.89
<b>-KENDARAAN BERMOTOR RODA</b>	<b>3,235,188</b>	<b>3,447,444</b>	<b>6.56</b>	<b>25,437,141</b>	<b>27,333,480</b>	<b>7.46</b>
JAPAN	42,091	38,132	-9.41	520,456	381,410	-26.72
HONG KONG	500	35	-93.00	6,825	1,000	-85.35
KOREA, REPUBLIC OF	150	578	285.33	1,635	800	-51.07
CHINA	324	488	50.62	404	4,055	903.71
THAILAND	7,956	13,998	75.94	105,373	129,237	22.65
SINGAPORE	2,961	309	-89.56	227,347	2,148	-99.06
PHILIPPINES	2,235,787	1,103,228	-50.66	16,879,461	9,884,007	-41.44
MALAYSIA	19,008	182,274	858.93	172,051	2,467,153	1,333.97
BRUNEI DARUSSALAM	3,601	0	-100.00	30,000	0	-100.00
VIET NAM	148	0	-100.00	1,887	0	-100.00
MALDIVES	20,448	9,038	-55.80	130,468	73,109	-43.96
INDIA	757	0	-100.00	13,441	0	-100.00
PAKISTAN	831	5,169	522.02	8,106	51,742	538.32
SRI LANKA	1	0	-100.00	36	0	-100.00
IRAN (ISLAMIC REPUBLIC OF)	0	236	-	0	1,331	-
UNITED ARAB EMIRATES	0	213,146	-	0	1,624,088	-
CYPRUS	135	0	-100.00	818	0	-100.00
TANZANIA, UNITED REPUBLIC OF	1,288	1,109	-13.90	941	1,361	44.63
REUNION	0	635	-	0	3,134	-
TOGO	22,653	159,454	603.90	120,413	719,247	497.32
GHANA	0	5,301	-	0	7,200	-
LIBERIA	0	10,245	-	0	5,514	-
ANGOLA	0	38,880	-	0	273,600	-
CONGO	0	8,490	-	0	12,826	-
SENEGAL	0	7,389	-	0	1,500	-
MALI	0	8,306	-	0	12,200	-
BURKINA FASO	23,160	0	-100.00	164,533	0	-100.00
GAMBIA	4,183	3,204	-23.40	3,345	1,038	-68.97
DJIBOUTI	2,640	0	-100.00	20,784	0	-100.00
SOUTH AFRICA	0	572	-	0	1,110	-
MAURITIUS	339	0	-100.00	2,448	0	-100.00
AUSTRALIA	10,550	18,652	76.80	48,969	44,754	-8.61
NEW ZEALAND	15,680	400	-97.45	168,672	1,700	-98.99
GUAM	0	100	-	0	1,635	-
COOK ISLANDS	240	0	-100.00	1,898	0	-100.00
EAST TIMOR	245,465	419,519	70.91	2,402,542	3,321,479	38.25
UNITED STATES	22,783	14,029	-38.42	202,007	21,769	-89.22
CANADA	194	886	356.70	1,335	4,030	201.87
HONDURAS	36,720	0	-100.00	386,856	0	-100.00
ARGENTINA	240	0	-100.00	1,992	0	-100.00
COLOMBIA	223,858	808,518	261.17	1,261,135	6,355,768	403.97
BOLIVIA	47,964	23,562	-50.88	414,960	248,976	-40.00
PERU	0	212,807	-	0	716,900	-
BERMUDA	13,880	0	-100.00	77,048	0	-100.00
NETHERLANDS ANTILLES	312	0	-100.00	1,320	0	-100.00
UNITED KINGDOM	828	4,711	468.96	3,337	21,000	529.31
NETHERLANDS	9,869	14,397	45.88	27,596	82,085	197.45
FRANCE	11,792	10,925	-7.35	18,011	78,160	333.96
GERMANY, FED. REP. OF	22,468	22,390	-0.35	42,663	36,107	-15.37
AUSTRIA	0	1,076	-	0	1,785	-
BELGIUM	12,084	23,978	98.43	21,546	122,449	468.31
SWITZERLAND	325	1,390	327.69	460	7,107	1,445.00
DENMARK	838	425	-49.28	2,455	1,580	-35.64
NORWAY	1,671	450	-73.07	1,695	1,650	-2.65
SWEDEN	0	5,024	-	0	9,000	-
FINLAND	10,258	350	-96.59	35,278	1,554	-95.59
IRELAND	400	0	-100.00	1,805	0	-100.00
ITALY	137,093	12,161	-91.13	1,642,321	68,345	-95.84
SPAIN	1,317	3,911	196.96	2,516	10,949	335.17
PORTUGAL	15,975	34,005	112.86	247,150	508,860	105.89
GREECE	0	2,229	-	0	3,624	-
POLAND	0	1,133	-	0	2,104	-
MALTA	0	200	-	0	1,300	-
SLOVENIA	3,273	0	-100.00	10,002	0	-100.00
RUSSIA FEDERATION	150	0	-100.00	800	0	-100.00
<b>-KENDARAAN BERMOTOR RODA</b>	<b>49,144,896</b>	<b>57,824,027</b>	<b>17.66</b>	<b>350,117,621</b>	<b>428,561,984</b>	<b>22.41</b>
JAPAN	6,367,210	4,088,310	-35.79	54,852,271	38,352,385	-30.08
HONG KONG	0	113,301	-	0	989,448	-
KOREA, REPUBLIC OF	0	4,042	-	0	38,912	-
TAIWAN	505,239	550,309	8.92	3,498,415	3,976,752	13.67
CHINA	2,995	583	-80.53	15,572	3,800	-75.60

TABEL 5. PERKEMBANGAN EKSPOR INDONESIA MENURUT KOMODITI DAN NEGARA TUJUAN

JENIS BARANG	BERAT BERSIH (KG)		PERUB	NILAI FOB (US \$)		PERUB
	JAN-JUN 2009	JAN-JUN 2010	%	JAN-JUN 2009	JAN-JUN 2010	%
	(1)	(2)	(3)	(4)	(5)	(6)
PAPUA NEW GUINEA	40,140	14,521	-63.82	316,754	40,691	-87.15
THAILAND	1,864,652	9,626,239	416.25	13,612,375	91,600,144	572.92
SINGAPORE	1,383,920	1,425,067	2.97	2,537,373	3,131,271	23.41
PHILIPPINES	8,294,968	8,317,225	0.27	61,170,903	50,678,124	-17.15
MALAYSIA	6,875,944	5,316,986	-22.67	46,866,836	42,480,778	-9.36
MYANMAR (FORM. BURMA)	171,300	128,475	-25.00	1,539,600	1,154,700	-25.00
CAMBODIA	0	1,581	-	0	12,107	-
BRUNEI DARUSSALAM	665,246	720,190	8.26	4,511,252	4,778,258	5.92
NEPAL	0	1,695	-	0	9,578	-
VIET NAM	39,154	316,489	708.32	451,895	3,316,786	633.97
INDIA	16,649	168	-98.99	156,948	3,030	-98.07
PAKISTAN	277,800	569,205	104.90	2,723,584	4,729,881	73.66
BANGLADESH	104,970	200,060	90.59	679,310	1,201,100	76.81
SRI LANKA	20,605	46,003	123.26	105,053	236,611	125.23
SAUDI ARABIA	6,905,282	8,352,070	20.95	52,304,938	67,639,236	29.32
KUWAIT	317,032	401,504	26.64	3,162,929	3,128,860	-1.08
JORDAN	35,691	27,120	-24.01	219,485	160,705	-26.78
LEBANON	847,262	961,611	13.50	5,590,330	4,865,994	-12.96
YEMEN	414,100	473,058	14.24	2,383,292	3,009,078	26.26
OMAN	1,256,158	842,090	-32.96	11,759,370	6,816,711	-42.03
SYRIA ARAB REPUBLIC	321,117	154,574	-51.86	2,079,008	1,008,760	-51.48
UNITED ARAB EMIRATES	2,292,496	1,072,584	-53.21	23,751,025	8,557,601	-63.97
QATAR	355,195	134,239	-62.21	3,420,676	924,757	-72.97
BAHRAIN	179,304	158,433	-11.64	1,761,539	1,353,356	-23.17
EGYPT	1,521,099	674,631	-55.65	11,259,893	6,190,020	-45.03
MOROCCO	94,775	0	-100.00	596,465	0	-100.00
ALGERIA	124,739	31,729	-74.56	1,224,517	335,516	-72.60
SUDAN	12,300	58,578	376.24	127,180	640,989	404.00
MADAGASCAR	27,114	0	-100.00	149,778	0	-100.00
KENYA	31,269	32,198	2.97	175,768	171,146	-2.63
MOZAMBIQUE	25,346	15,162	-40.18	129,435	73,374	-43.31
GHANA	12,574	5,875	-53.28	90,140	40,270	-55.33
LIBERIA	0	2,662	-	0	1,310	-
GUINEA	0	6,000	-	0	56,610	-
ANGOLA	417,029	331,158	-20.59	2,505,313	1,952,015	-22.08
CONGO	24,847	0	-100.00	40,281	0	-100.00
NIGERIA	178,393	112,672	-36.84	780,080	737,963	-5.40
GABON	26,250	30,448	15.99	265,732	334,631	25.93
SENEGAL	0	594	-	0	5,988	-
SEYCHELLES	11,171	19,728	76.60	84,836	153,318	80.72
SOUTH AFRICA	3,270,911	4,870,477	48.90	14,462,342	30,357,253	109.91
ZIMBABWE	0	8,413	-	0	36,538	-
MALAWI	0	16,827	-	0	74,984	-
MAURITIUS	10,170	13,560	33.33	57,468	76,624	33.33
AUSTRALIA	180,772	267,050	47.73	963,581	1,817,292	88.60
NEW ZEALAND	37,600	44,650	18.75	260,640	322,510	23.74
SAINT VINCENT AND THE GRENADINES	12,909	4,685	-63.71	78,729	30,205	-61.63
VANUATU	10,269	37,703	267.15	67,808	255,006	276.07
FIJI	31,906	12,430	-61.04	166,844	84,352	-49.44
MARSHALL ISLANDS	1,340	1,175	-12.31	9,013	7,442	-17.43
SOLOMON ISLANDS	9,541	11,006	15.35	350,375	29,448	-91.60
EAST TIMOR	1,247,396	1,212,533	-2.79	3,866,350	5,922,017	53.17
UNITED STATES	89,126	27,564	-69.07	607,689	130,628	-78.50
MEXICO	452,561	2,832,311	525.84	2,321,589	15,907,180	585.19
GUATEMALA	108,524	0	-100.00	620,217	0	-100.00
HONDURAS	67,081	0	-100.00	395,046	0	-100.00
NICARAGUA	45,624	34,895	-23.52	278,381	214,601	-22.91
PANAMA	221,481	223,701	1.00	1,406,806	1,399,029	-0.55
SURINAME	0	5,030	-	0	24,000	-
CHILE	440,573	975,677	121.46	2,481,924	5,765,479	132.30
VENEZUELA	0	372,821	-	0	2,564,916	-
ARGENTINA	38,142	0	-100.00	358,197	0	-100.00
PARAGUAY	6,300	0	-100.00	62,480	0	-100.00
PERU	0	400,124	-	0	2,803,045	-
TRINIDAD AND TOBAGO	83,080	2,350	-97.17	592,940	14,816	-97.50
BAHAMAS	4,700	17,908	281.02	28,784	113,632	294.77
JAMAICA	54,893	34,028	-38.01	409,703	276,149	-32.60
PUERTO RICO	48,596	162,765	234.93	308,449	1,014,475	228.90
EL SALVADOR	19,500	42,300	116.92	119,967	255,344	112.85
COSTA RICA	0	1,260	-	0	14,579	-
HAITI	0	4,700	-	0	29,232	-
BARBADOS	68,561	72,834	6.23	463,178	510,926	10.31
ANTIGUA AND BARBUDA	8,040	16,595	106.41	58,620	116,396	98.56
ARUBA	13,980	5,875	-57.98	84,018	36,540	-56.51
BERMUDA	41,603	45,948	10.44	285,688	310,506	8.69
DOMINICA	51,700	3,525	-93.18	296,429	22,024	-92.57
FRENCH POLYNESIA	72,702	57,103	-21.46	331,746	231,366	-30.26
GRENADA	7,874	2,680	-65.96	56,046	19,764	-64.74

TABEL 5. PERKEMBANGAN EKSPOR INDONESIA MENURUT KOMODITI DAN NEGARA TUJUAN

JENIS BARANG	BERAT BERSIH (KG)		PERUB	NILAI FOB (US \$)		PERUB
	JAN-JUN 2009	JAN-JUN 2010	%	JAN-JUN 2009	JAN-JUN 2010	%
(1)	(2)	(3)	(4)	(5)	(6)	(7)
NETHERLANDS ANTILLES	5,360	13,988	160.97	32,700	94,834	190.01
SAINT LUCIA	28,699	26,818	-6.55	203,710	187,930	-7.75
TURKS AND CAICOS ISLANDS	0	8,040	-	0	59,292	-
SAINT KITTS AND NEVIS	5,360	6,534	21.90	39,080	47,336	21.13
UNITED KINGDOM	10,297	1,020	-90.09	20,930	2,180	-89.58
NETHERLANDS	8,252	10,878	31.82	8,700	10,107	16.17
GERMANY, FED. REP. OF	17,845	3,208	-82.02	34,420	3,932	-88.58
AUSTRIA	696	0	-100.00	6,565	0	-100.00
BELGIUM	228,044	509,446	123.40	935,118	2,163,182	131.33
SWITZERLAND	0	29	-	0	201	-
GIBRALTAR	11,150	6,690	-40.00	75,000	45,600	-39.20
DENMARK	590	0	-100.00	3,200	0	-100.00
PORTUGAL	0	53,172	-	0	260,028	-
DEMOCRATIC REPUBLIC OF THE CZECH REPUBLIC	9,813	0	-100.00	7,000	0	-100.00
	0	2,534	-	0	6,500	-
<b>-SUKU CADANG MESIN</b>	<b>25,703,331</b>	<b>43,039,237</b>	<b>67.45</b>	<b>396,244,962</b>	<b>408,953,278</b>	<b>3.21</b>
JAPAN	6,505,395	8,473,443	30.25	27,589,623	28,330,932	2.69
HONG KONG	63,173	322,324	410.22	1,549,519	11,984,162	673.41
KOREA, REPUBLIC OF	904,716	4,697,287	419.20	1,839,011	7,018,068	281.62
TAIWAN	13,166	10,164	-22.80	559,259	279,876	-49.96
CHINA	687,662	252,223	-63.32	11,174,278	5,458,289	-51.15
PAPUA NEW GUINEA	5,319	76,122	1,331.13	218,334	944,572	332.63
THAILAND	2,274,795	8,954,015	293.62	7,315,813	25,760,587	252.12
SINGAPORE	8,309,046	10,391,673	25.06	277,866,841	238,241,352	-14.26
PHILIPPINES	375,209	164,038	-56.28	7,001,024	2,154,677	-69.22
MALAYSIA	435,287	875,517	101.14	5,642,102	5,734,105	1.63
MYANMAR (FORM. BURMA)	940	0	-100.00	13,884	0	-100.00
CAMBODIA	35	0	-100.00	1,869	0	-100.00
BRUNEI DARUSSALAM	19,334	15,553	-19.56	458,474	299,208	-34.74
LAO PEOPLE'S DEMOCRATIC RE	3,492	32,978	844.39	30,453	318,595	946.19
NEPAL	39	0	-100.00	2,245	0	-100.00
VIET NAM	1,158,648	71,379	-93.84	3,317,796	1,165,645	-64.87
INDIA	1,345,621	1,521,260	13.05	5,761,037	3,800,067	-34.04
PAKISTAN	3,881	2,038	-47.49	52,928	122,213	130.90
BANGLADESH	0	1,225	-	0	13,987	-
SRI LANKA	20	614	2,970.00	11,030	5,179	-53.05
IRAQ	3,044	0	-100.00	59,032	0	-100.00
IRAN (ISLAMIC REPUBLIC OF)	8,885	32,676	267.77	48,527	160,331	230.40
SAUDI ARABIA	118,809	863	-99.27	401,621	51,588	-87.16
ISRAEL	1,650	780	-52.73	48,861	110,283	125.71
KUWAIT	116	19	-83.62	36,649	8,632	-76.45
LEBANON	4,353	9	-99.79	37,401	87	-99.77
YEMEN	240	2	-99.17	49,000	155	-99.68
OMAN	942	196	-79.19	57,958	17,418	-69.95
SYRIA ARAB REPUBLIC	0	578	-	0	26,160	-
TURKEY	36,290	1,756	-95.16	247,324	8,410	-96.60
UNITED ARAB EMIRATES	784,640	935,489	19.23	2,925,277	5,322,831	81.96
QATAR	3,468	1,304	-62.40	15,471	285,460	1,745.13
EGYPT	1,457	571	-60.81	61,348	115,557	88.36
LIBYAN ARAB JAMAHIRIYA	150	7,818	5,112.00	16,461	50,184	204.87
TUNISIA	0	597	-	0	64,522	-
ALGERIA	145	1	-99.31	1,563	722	-53.81
SUDAN	0	191	-	0	3,671	-
TANZANIA, UNITED REPUBLIC OF	80	88	10.00	22,053	992	-95.50
SOMALIA	0	4,237	-	0	38,076	-
KENYA	10,367	0	-100.00	323,140	0	-100.00
ANGOLA	760	21,597	2,741.71	74,917	292,100	289.90
CONGO	5,969	0	-100.00	282,617	0	-100.00
CAMEROON	0	20	-	0	26	-
NIGERIA	30,075	12,326	-59.02	202,554	179,331	-11.47
GABON	0	43	-	0	1,906	-
SENEGAL	0	2,339	-	0	13,187	-
UGANDA	194	0	-100.00	12,619	0	-100.00
SOUTH AFRICA	196,235	106,251	-45.86	1,761,091	425,020	-75.87
VIRGIN ISLANDS (BRITISH)	0	17,085	-	0	505,674	-
AUSTRALIA	441,086	259,247	-41.23	5,859,298	2,053,942	-64.95
NEW ZEALAND	2,252	4,522	100.80	152,453	179,134	17.50
NEW CALEDONIA	0	12	-	0	1,895	-
FIJI	0	73	-	0	1,455	-
EAST TIMOR	8,311	21,872	163.17	16,725	37,005	121.26
UNITED STATES	662,190	1,191,295	79.90	11,258,445	23,609,375	109.70
CANADA	172,016	145,723	-15.29	592,227	494,871	-16.44
MEXICO	9,659	44,305	358.69	663,291	1,024,788	54.50
PANAMA	1,113	321	-71.16	25,278	6,251	-75.27
CHILE	1,314	30,929	2,253.81	7,020	161,464	2,200.06
VENEZUELA	0	13	-	0	13,940	-
ARGENTINA	5,464	20,127	268.36	117,066	102,977	-12.04



TABEL 5. PERKEMBANGAN EKSPOR INDONESIA MENURUT KOMODITI DAN NEGARA TUJUAN

JENIS BARANG	BERAT BERSIH (KG)		PERUB	NILAI FOB (US \$)		PERUB
	JAN-JUN 2009	JAN-JUN 2010	%	JAN-JUN 2009	JAN-JUN 2010	%
(1)	(2)	(3)	(4)	(5)	(6)	(7)
BRAZIL	294,184	2,955,074	904.50	1,227,146	9,573,482	680.14
COLOMBIA	18	602	3,244.44	3,280	37,548	1,044.76
ECUADOR	0	1	-	0	405	-
PERU	20	34,678	173,290.00	2,168	141,435	6,423.75
TRINIDAD AND TOBAGO	6,854	0	-100.00	18,993	0	-100.00
DOMINICAN REPUBLIC	10	0	-100.00	1,058	0	-100.00
UNITED KINGDOM	392,302	616,448	57.14	15,359,302	18,342,776	19.42
NETHERLANDS	80,604	117,069	45.24	863,624	4,322,773	400.54
FRANCE	20,722	135,425	553.53	305,717	517,424	69.25
GERMANY, FED. REP. OF	67,772	51,110	-24.59	902,730	1,021,213	13.12
AUSTRIA	131	332	153.44	7,292	15,377	110.87
BELGIUM	146,027	159,822	9.45	654,627	620,761	-5.17
SWITZERLAND	13	30	130.77	4,123	1,576	-61.78
DENMARK	152	240	57.89	4,664	42,499	811.21
NORWAY	973	453	-53.44	86,515	57,794	-33.20
SWEDEN	334	94	-71.86	33,158	324	-99.02
FINLAND	30,035	0	-100.00	124,704	0	-100.00
IRELAND	7,095	14,504	104.43	121,010	295,209	143.95
ITALY	4,663	1,498	-67.87	371,672	5,384	-98.55
SPAIN	1,911	1,119	-41.44	30,728	18,229	-40.68
PORTUGAL	0	6,055	-	0	11,370	-
GREECE	3	0	-100.00	35	0	-100.00
HUNGARY	2,268	451	-80.11	24,769	3,887	-84.31
POLAND	0	520	-	0	50,895	-
ROMANIA	0	18,043	-	0	238,372	-
AZERBAIJAN	1,517	428	-71.79	76,822	57,410	-25.27
KAZAKHSTAN	6,939	3,167	-54.36	37,262	21,711	-41.73
UKRAINE	779	362	-53.53	18,361	7,066	-61.52
GEORGIA	0	476	-	0	1,888	-
SLOVAKIA	17,917	80,881	351.42	120,002	6,155,648	5,029.62
CZECH REPUBLIC	1,621	68	-95.81	25,622	17,939	-29.99
RUSSIA FEDERATION	1,415	113,159	7,897.10	36,771	371,949	911.53
<b>-SUKU CADANG KENDARAAN</b>	<b>59,275,783</b>	<b>94,193,736</b>	<b>58.91</b>	<b>401,525,142</b>	<b>671,412,311</b>	<b>67.22</b>
JAPAN	14,361,761	22,107,596	53.93	66,841,891	120,725,384	80.61
HONG KONG	52,144	43,384	-16.80	576,657	252,577	-56.20
KOREA, REPUBLIC OF	61,866	109,191	76.50	407,384	842,562	106.82
TAIWAN	1,214,121	1,607,000	32.36	12,192,504	17,081,615	40.10
CHINA	469,579	1,200,227	155.60	2,516,969	15,407,565	512.15
PAPUA NEW GUINEA	1,696	2,668	57.31	40,603	43,752	7.76
THAILAND	9,457,313	15,237,059	61.11	90,126,843	153,348,421	70.15
SINGAPORE	5,854,847	10,504,033	79.41	36,846,128	67,081,257	82.06
PHILIPPINES	3,816,630	5,503,494	44.20	25,064,964	35,721,135	42.51
MALAYSIA	7,281,827	12,773,822	75.42	51,147,383	80,528,674	57.44
CAMBODIA	8,315	0	-100.00	48,414	0	-100.00
BRUNEI DARUSSALAM	323	8,458	2,518.58	4,982	78,956	1,484.83
NEPAL	0	14	-	0	288	-
VIET NAM	2,268,785	3,042,710	34.11	14,659,378	19,021,273	29.75
MALDIVES	34	491	1,344.12	144	1,884	1,208.33
INDIA	466,757	1,055,752	126.19	4,090,770	13,427,653	228.24
PAKISTAN	620,400	1,216,840	96.14	2,800,057	5,809,173	107.47
BANGLADESH	232,015	192,630	-16.98	511,827	324,226	-36.65
SRI LANKA	56,952	54,488	-4.33	177,509	192,197	8.27
AFGHANISTAN	297	0	-100.00	1,454	0	-100.00
IRAN (ISLAMIC REPUBLIC OF)	53,311	667,665	1,152.40	128,376	2,126,918	1,556.79
SAUDI ARABIA	365,143	52,163	-85.71	975,855	529,067	-45.78
ISRAEL	65,925	35,109	-46.74	290,787	185,819	-36.10
KUWAIT	54,821	81,305	48.31	191,803	256,263	33.61
JORDAN	26,443	9,017	-65.90	85,478	27,089	-68.31
LEBANON	12,710	14,158	11.39	70,528	84,049	19.17
YEMEN	23,408	7,210	-69.20	81,438	64,459	-20.85
OMAN	104,968	69,657	-33.64	195,050	150,616	-22.78
SYRIA ARAB REPUBLIC	10,974	5,675	-48.29	48,048	38,696	-19.46
TURKEY	159,121	379,436	138.46	1,629,159	4,389,355	169.42
UNITED ARAB EMIRATES	416,594	690,266	65.69	945,362	1,397,885	47.87
QATAR	4,653	4,479	-3.74	66,724	45,875	-31.25
BAHRAIN	7,137	2,676	-62.51	26,663	5,305	-80.10
CYPRUS	14,418	12,974	-10.02	106,621	71,347	-33.08
EGYPT	366,177	575,906	57.28	1,538,652	2,415,697	57.00
LIBYAN ARAB JAMAHIRIYA	99	3,360	3,293.94	1,519	37,997	2,401.45
MOROCCO	23,073	32	-99.86	64,709	581	-99.10
TUNISIA	29,942	43,015	43.66	70,585	97,557	38.21
SUDAN	450	0	-100.00	230,058	0	-100.00
TANZANIA, UNITED REPUBLIC OF	0	8,596	-	0	18,596	-
KENYA	0	37,493	-	0	401,193	-
TOGO	0	69,087	-	0	167,380	-
GHANA	766	148	-80.68	16,223	1,611	-90.07
ANGOLA	0	694	-	0	9,282	-

TABEL 5. PERKEMBANGAN EKSPOR INDONESIA MENURUT KOMODITI DAN NEGARA TUJUAN

JENIS BARANG	BERAT BERSIH (KG)		PERUB	NILAI FOB (US \$)		PERUB
	JAN-JUN 2009	JAN-JUN 2010	%	JAN-JUN 2009	JAN-JUN 2010	%
	(1)	(2)	(3)	(4)	(5)	(6)
CONGO	37	24	-35.14	288	352	22.22
CAMEROON	81	104	28.40	877	1,143	30.33
NIGERIA	971	20,496	2,010.81	38,370	48,384	26.10
GABON	0	300	-	0	883	-
SENEGAL	0	2,159	-	0	21,791	-
SEYCHELLES	0	1,695	-	0	22,518	-
UGANDA	0	210	-	0	13,263	-
SOUTH AFRICA	234,648	739,829	215.29	2,082,622	6,144,233	195.02
VIRGIN ISLANDS (BRITISH)	14	0	-100.00	261	0	-100.00
AUSTRALIA	352,674	324,469	-8.00	3,036,504	3,240,773	6.73
NEW ZEALAND	10,962	6,969	-36.43	110,199	72,936	-33.81
SAINT VINCENT AND THE GRENADINES	147	373	153.74	2,203	5,727	159.96
VANUATU	95	1,508	1,487.37	1,568	17,933	1,043.69
FIJI	2,933	10,532	259.09	16,940	20,164	19.03
EAST TIMOR	401,783	601,470	49.70	740,875	948,824	28.07
UNITED STATES	3,112,177	3,687,700	18.49	24,217,967	32,035,411	32.28
CANADA	81,178	133,477	64.43	615,440	1,272,684	106.79
MEXICO	271,736	364,268	34.05	2,212,659	5,532,300	150.03
GUATEMALA	1,020	1,850	81.37	13,279	18,353	38.21
HONDURAS	39,863	56,668	42.16	168,859	131,748	-21.98
NICARAGUA	1,189	1,545	29.94	12,868	15,954	23.98
PANAMA	2,230	2,828	26.82	25,000	34,416	37.66
SURINAME	0	276	-	0	2,814	-
CHILE	22,801	25,071	9.96	97,607	119,991	22.93
VENEZUELA	22,448	9,193	-59.05	134,540	50,656	-62.35
ARGENTINA	285,903	381,919	33.58	2,283,519	2,197,726	-3.76
BRAZIL	2,010,754	2,576,545	28.14	28,740,690	34,785,827	21.03
COLOMBIA	25,914	25,408	-1.95	69,989	73,136	4.50
BOLIVIA	2,517	4,973	97.58	36,973	75,678	104.68
ECUADOR	34	8,770	25,694.12	523	50,440	9,544.36
PERU	15,294	46,306	202.77	50,106	132,131	163.70
GUYANA	95	0	-100.00	1,466	0	-100.00
TRINIDAD AND TOBAGO	3,015	2,829	-6.17	26,856	38,680	44.03
BAHAMAS	0	151	-	0	1,250	-
JAMAICA	497	801	61.17	7,063	8,692	23.06
PUERTO RICO	16,600	16,565	-0.21	149,535	100,021	-33.11
DOMINICAN REPUBLIC	2,336	16,786	618.58	21,939	61,342	179.60
EL SALVADOR	208	0	-100.00	1,612	0	-100.00
COSTA RICA	2,107	2,669	26.67	20,455	24,732	20.91
BARBADOS	3,674	2,579	-29.80	46,866	23,912	-48.98
ANTIGUA AND BARBUDA	1,096	397	-63.78	8,414	3,642	-56.71
ARUBA	294	319	8.50	2,080	2,050	-1.44
BERMUDA	405	870	114.81	3,723	6,333	70.10
CAYMAN ISLANDS	42	0	-100.00	494	0	-100.00
DOMINICA	756	469	-37.96	8,572	6,217	-27.47
FRENCH POLYNESIA	131	150	14.50	741	2,568	246.56
GRENADA	344	471	36.92	3,566	4,009	12.42
NETHERLANDS ANTILLES	401	710	77.06	4,267	8,156	91.14
SAINT LUCIA	815	22	-97.30	10,119	530	-94.76
TURKS AND CAICOS ISLANDS	0	61	-	0	387	-
GUADELOUPE	0	724	-	0	5,287	-
SAINT KITTS AND NEVIS	14	0	-100.00	676	0	-100.00
UNITED KINGDOM	443,507	1,190,281	168.38	4,244,279	12,294,259	189.67
NETHERLANDS	835,864	1,388,917	66.17	3,874,414	5,701,450	47.16
FRANCE	16	583	3,543.75	466	4,153	791.20
GERMANY, FED. REP. OF	1,395,164	1,812,219	29.89	5,693,179	8,199,578	44.02
AUSTRIA	1,182	22,396	1,794.75	15,060	125,167	731.12
BELGIUM	53,176	111,313	109.33	416,482	640,189	53.71
SWITZERLAND	909	21,449	2,259.63	4,951	110,650	2,134.90
DENMARK	15,437	11,255	-27.09	78,056	51,546	-33.96
NORWAY	34,249	49,929	45.78	193,470	297,960	54.01
SWEDEN	236,406	967,563	309.28	1,243,435	5,312,885	327.27
FINLAND	61,473	267,977	335.93	330,020	1,405,485	325.88
IRELAND	0	51	-	0	4,974	-
ITALY	304,690	566,584	85.95	1,506,198	2,386,829	58.47
SPAIN	40,386	53,507	32.49	245,899	423,080	72.05
PORTUGAL	56,612	54,250	-4.17	171,750	108,649	-36.74
GREECE	153,553	117,764	-23.31	770,943	551,369	-28.48
DEMOCRATIC REPUBLIC OF THE CONGO	0	141	-	0	1,474	-
HUNGARY	460,332	351,460	-23.65	1,798,298	1,113,650	-38.07
POLAND	210,784	265,864	26.13	807,072	904,078	12.02
ROMANIA	0	14,547	-	0	39,140	-
BULGARIA	18,907	50,855	168.97	44,810	141,907	216.69
ALBANIA	0	12,260	-	0	24,523	-
UKRAINE	0	49,567	-	0	370,006	-
LITHUANIA	11,430	28,018	145.13	43,300	114,642	164.76
SLOVAKIA	0	10,561	-	0	47,073	-
CZECH REPUBLIC	28,048	49,991	78.23	109,974	227,573	106.93

TABEL 5. PERKEMBANGAN EKSPOR INDONESIA MENURUT KOMODITI DAN NEGARA TUJUAN

JENIS BARANG	BERAT BERSIH (KG)		PERUB	NILAI FOB (US \$)		PERUB
	JAN-JUN 2009	JAN-JUN 2010	%	JAN-JUN 2009	JAN-JUN 2010	%
(1)	(2)	(3)	(4)	(5)	(6)	(7)
RUSSIA FEDERATION	15,630	210,948	1,249.64	84,417	1,012,796	1,099.75
<b>-UBI KAYU OLAHAN</b>	<b>9,148,476</b>	<b>25,377,705</b>	<b>177.40</b>	<b>1,366,807</b>	<b>4,570,345</b>	<b>234.38</b>
JAPAN	0	125,690	-	0	25,043	-
HONG KONG	194	1,116	475.26	1,327	5,644	325.32
KOREA, REPUBLIC OF	8,685,070	6,585,005	-24.18	1,068,264	1,185,301	10.96
TAIWAN	208,278	19,725	-90.53	48,588	6,904	-85.79
CHINA	0	18,470,106	-	0	3,040,576	-
PAPUA NEW GUINEA	3,325	0	-100.00	525	0	-100.00
SINGAPORE	3,457	6,630	91.78	13,521	69,832	416.47
PHILIPPINES	1,348	48,278	3,481.45	2,702	14,926	452.41
MALAYSIA	174,119	62,487	-64.11	48,924	34,588	-29.30
BRUNEI DARUSSALAM	5,930	16,587	179.71	17,949	44,787	149.52
MALDIVES	21	0	-100.00	48	0	-100.00
SAUDI ARABIA	1,172	909	-22.44	1,331	913	-31.40
KUWAIT	1,305	0	-100.00	4,509	0	-100.00
AUSTRALIA	3,486	857	-75.42	8,809	2,402	-72.73
UNITED STATES	30,629	20,732	-32.31	86,314	58,575	-32.14
UNITED KINGDOM	27,403	19,583	-28.54	57,779	80,854	39.94
NETHERLANDS	2,739	0	-100.00	6,217	0	-100.00
<b>-INDUSTRI LAINNYA</b>	<b>1,003,342,529</b>	<b>1,184,872,828</b>	<b>18.09</b>	<b>2,467,692,978</b>	<b>2,919,197,108</b>	<b>18.30</b>
JAPAN	59,580,265	64,103,172	7.59	280,273,744	271,954,143	-2.97
HONG KONG	6,985,428	7,387,269	5.75	37,015,536	38,133,744	3.02
KOREA, DEMOCRATIC PEOPLE'S	249	0	-100.00	3,716	0	-100.00
KOREA, REPUBLIC OF	131,270,647	53,631,876	-59.14	126,323,457	66,151,630	-47.63
TAIWAN	23,443,709	34,448,796	46.94	28,945,714	41,398,322	43.02
CHINA	35,942,639	95,796,466	166.53	56,918,307	100,575,740	76.70
MONGOLIA	16,208	311,212	1,820.11	117,332	4,828,386	4,015.15
MACAU	650,911	18,330	-97.18	121,946	15,741	-87.09
PAPUA NEW GUINEA	9,296,179	4,894,002	-47.35	8,396,950	8,179,383	-2.59
THAILAND	39,338,758	55,379,204	40.78	110,544,616	200,147,109	81.06
SINGAPORE	107,826,648	80,121,973	-25.69	502,977,793	348,447,099	-30.72
PHILIPPINES	46,454,009	38,955,658	-16.14	51,637,622	75,958,548	47.10
MALAYSIA	73,726,926	103,936,344	40.97	121,368,898	181,275,826	49.36
MYANMAR (FORM. BURMA)	3,615,538	4,940,585	36.65	2,973,531	3,864,988	29.98
CAMBODIA	787,672	303,159	-61.51	1,919,971	1,502,106	-21.76
BRUNEI DARUSSALAM	1,420,647	2,284,345	60.80	1,913,207	2,449,667	28.04
LAO PEOPLE'S DEMOCRATIC RE	54,552	1,115	-97.96	1,335,772	11,847	-99.11
NEPAL	241,471	361,963	49.90	624,116	1,423,116	128.02
BHUTAN	923	0	-100.00	3,674	0	-100.00
VIET NAM	27,077,194	27,455,456	1.40	52,629,044	64,883,645	23.28
MALDIVES	1,462,956	2,839,778	94.11	1,348,781	2,651,645	96.60
INDIA	31,065,467	30,188,403	-2.82	49,720,527	136,109,532	173.75
PAKISTAN	15,828,573	14,622,248	-7.62	13,380,528	9,774,379	-26.95
BANGLADESH	8,821,029	10,590,253	20.06	9,871,458	12,030,382	21.87
SRI LANKA	2,935,305	4,821,379	64.25	6,508,547	9,787,045	50.37
AFGHANISTAN	257,695	337,294	30.89	133,160	313,524	135.45
IRAQ	8,900,715	2,948,887	-66.87	19,565,518	9,410,284	-51.90
IRAN (ISLAMIC REPUBLIC OF)	698,695	1,928,668	176.04	2,880,045	2,609,790	-9.38
SAUDI ARABIA	12,729,080	13,222,364	3.88	25,138,938	22,777,657	-9.39
ISRAEL	243,299	1,089,135	347.65	962,379	3,918,771	307.20
KUWAIT	2,984,506	875,140	-70.68	3,174,768	1,540,202	-51.49
JORDAN	996,238	2,419,021	142.82	1,809,759	5,133,524	183.66
LEBANON	589,500	730,504	23.92	1,405,157	1,041,461	-25.88
YEMEN	538,451	315,126	-41.48	1,241,761	957,923	-22.86
OMAN	207,402	229,755	10.78	926,407	951,262	2.68
SYRIA ARAB REPUBLIC	609,979	399,480	-34.51	1,283,594	716,253	-44.20
TURKEY	3,311,294	5,456,943	64.80	5,649,491	10,125,107	79.22
UNITED ARAB EMIRATES	12,950,395	8,352,235	-35.51	31,428,226	18,094,654	-42.43
QATAR	2,163,481	1,709,369	-20.99	1,769,114	1,436,698	-18.79
BAHRAIN	1,148,711	859,267	-25.20	463,463	591,267	27.58
CYPRUS	101,867	185,803	82.40	301,778	404,278	33.97
EGYPT	3,032,902	3,075,687	1.41	8,579,185	9,912,184	15.54
LIBYAN ARAB JAMAHIRIYA	592,252	475,311	-19.75	1,588,759	1,448,425	-8.83
MOROCCO	1,201,889	1,129,870	-5.99	4,406,354	5,114,011	16.06
TUNISIA	1,569,008	1,744,241	11.17	4,928,702	5,214,639	5.80
ALGERIA	4,895,204	2,897,841	-40.80	10,143,621	10,294,828	1.49
SUDAN	413,481	801,477	93.84	1,438,009	2,955,718	105.54
ERITREA	0	117,175	-	0	158,656	-
NAMIBIA	28,046	102,524	265.56	11,391	83,277	631.08
ETHIOPIA	222,842	243,165	9.12	529,008	92,498	-82.51
TANZANIA, UNITED REPUBLIC OF	376,769	381,477	1.25	1,680,263	1,381,626	-17.77
MADAGASCAR	144,394	677,116	368.94	269,823	433,918	60.82
KENYA	885,340	1,436,240	62.22	4,844,759	5,844,084	20.63
REUNION	607,112	205,959	-66.08	476,213	291,561	-38.78
MOZAMBIQUE	512,086	480,115	-6.24	426,922	578,308	35.46
BOTSWANA	20,098	0	-100.00	83,650	0	-100.00

TABEL 5. PERKEMBANGAN EKSPOR INDONESIA MENURUT KOMODITI DAN NEGARA TUJUAN

JENIS BARANG	BERAT BERSIH (KG)		PERUB	NILAI FOB (US \$)		PERUB
	JAN-JUN 2009	JAN-JUN 2010	%	JAN-JUN 2009	JAN-JUN 2010	%
(1)	(2)	(3)	(4)	(5)	(6)	(7)
EQUATORIAL GUINEA	51,415	6,118	-88.10	107,350	8,313	-92.26
TOGO	78,564	247,454	214.97	180,306	448,430	148.70
GHANA	3,858,925	6,120,591	58.61	8,304,875	8,914,303	7.34
LIBERIA	14,271	203,469	1,325.75	103,530	281,548	171.95
GUINEA	278,375	547,084	96.53	509,987	831,175	62.98
ANGOLA	1,584,126	2,045,209	29.11	5,144,310	13,848,129	169.19
CONGO	79,665	133,345	67.38	98,909	236,499	139.11
CAMEROON	298,634	105,716	-64.60	1,178,267	251,560	-78.65
NIGERIA	5,273,494	6,424,130	21.82	9,384,024	13,692,979	45.92
SIERRA LEONE	70,004	13,675	-80.47	160,196	72,914	-54.48
GABON	124,852	30,154	-75.85	631,108	108,509	-82.81
COTE D'IVOIRE	2,417,510	1,604,925	-33.61	1,554,845	3,622,871	133.01
SENEGAL	237,974	139,416	-41.42	805,746	596,593	-25.96
MAURITANIA	214,303	46,969	-78.08	906,719	267,219	-70.53
MALI	8,575	1,467	-82.89	36,107	11,418	-68.38
BENIN	177,705	1,040,256	485.38	392,601	1,148,367	192.50
BURKINA FASO	13,056	86,400	561.76	106,876	579,840	442.54
GUINEA BISSAU	0	1,963	-	0	9,766	-
GAMBIA	10,564	59,875	466.78	15,441	133,577	765.08
SEYCHELLES	81,257	245,658	202.32	106,502	412,252	287.08
UGANDA	121,382	160,469	32.20	581,930	483,603	-16.90
CENTRAL AFRICAN REPUBLIC	72,000	73,206	1.68	32,400	365,910	1,029.35
NIGER	6,238	0	-100.00	48,737	0	-100.00
DJIBOUTI	184,435	150,763	-18.26	424,365	565,445	33.24
SAO TOME AND PRINCIPE	10,218	4,941	-51.64	27,850	7,480	-73.14
SWAZILAND	45,985	64,976	41.30	239,936	409,043	70.48
SOUTH AFRICA	3,897,052	4,361,730	11.92	7,055,330	13,658,242	93.59
ZIMBABWE	0	91,142	-	0	657,773	-
ZAMBIA	12,336	13,124	6.39	109,468	274,451	150.71
COMOROS	7,110	65,871	826.46	248,425	230,044	-7.40
BURUNDI	39,957	23,106	-42.17	205,726	112,626	-45.25
MAURITIUS	155,121	388,042	150.15	359,362	664,647	84.95
RWANDA	0	58,887	-	0	268,220	-
VIRGIN ISLANDS (BRITISH)	111,550	1,129	-98.99	10,204	5,297	-48.09
AUSTRALIA	24,580,777	30,010,696	22.09	82,221,031	82,947,301	0.88
NEW ZEALAND	3,190,755	3,357,809	5.24	6,350,836	4,411,381	-30.54
MICRONESIA, FEDERATED STATI	1,894	0	-100.00	2,557	0	-100.00
GUAM	6,789	13,549	99.57	9,757	42,193	332.44
PALAU	147	1,392	846.94	2,926	18,275	524.57
NAURU	0	21,090	-	0	21,531	-
NEW CALEDONIA	392,398	265,477	-32.34	323,269	392,304	21.36
NORTHERN MARIANA ISLANDS	2,052	3,167	54.34	6,196	5,325	-14.06
VANUATU	151,739	36,478	-75.96	519,308	44,242	-91.48
WALLIS AND FUTUNA ISLANDS	2,462	8,158	231.36	4,003	20,963	423.68
AMERICAN SAMOA	1	3,230	322,900.00	4	3,240	80,900.00
COOK ISLANDS	7,819	6,208	-20.60	17,284	16,065	-7.05
FIJI	287,542	52,771	-81.65	363,011	221,994	-38.85
KIRIBATI	211	197	-6.64	5,452	407	-92.53
SAMOA	42,130	3,631	-91.38	42,900	14,346	-66.56
SOLOMON ISLANDS	13,497	67,420	399.52	44,680	188,970	322.94
TONGA	57,350	128,938	124.83	181,624	203,324	11.95
TUVALU	1,588	1,423	-10.39	4,362	4,104	-5.91
EAST TIMOR	7,048,371	9,678,871	37.32	9,203,938	11,948,682	29.82
UNITED STATES	57,908,849	37,702,954	-34.89	282,026,769	328,595,223	16.51
CANADA	1,872,835	4,412,771	135.62	10,935,857	17,609,023	61.02
MEXICO	557,355	573,034	2.81	3,849,369	4,501,787	16.95
GUATEMALA	60,223	48,032	-20.24	188,892	303,180	60.50
HONDURAS	55,791	58,765	5.33	193,852	203,012	4.73
NICARAGUA	351	65,447	18,545.87	713	19,320	2,609.68
PANAMA	2,060,627	233,356	-88.68	2,543,742	1,601,295	-37.05
CUBA	0	487	-	0	24,931	-
SURINAME	40,751	32,381	-20.54	144,935	180,510	24.55
CHILE	1,209,945	1,941,791	60.49	4,997,524	8,266,843	65.42
VENEZUELA	1,287,949	1,914,647	48.66	647,767	1,132,845	74.88
ARGENTINA	702,143	2,304,498	228.21	3,686,561	13,604,663	269.03
BRAZIL	1,328,667	2,839,453	113.71	9,374,559	12,275,576	30.95
COLOMBIA	200,533	875,057	336.37	466,207	2,903,544	522.80
BOLIVIA	29,481	39,338	33.44	140,630	165,109	17.41
URUGUAY	21,783	101,566	366.26	105,331	271,996	158.23
PARAGUAY	49,586	111,414	124.69	231,487	355,823	53.71
ECUADOR	650,821	427,940	-34.25	1,700,629	1,418,253	-16.60
PERU	941,385	3,598,356	282.24	2,737,396	11,530,037	321.20
GUYANA	33,192	71,118	114.26	75,632	103,477	36.82
TRINIDAD AND TOBAGO	134,818	89,031	-33.96	461,883	374,618	-18.89
BAHAMAS	12	32,722	272,583.33	11	97,910	889,990.91
JAMAICA	8,629	6,261	-27.44	8,729	6,056	-30.62
PUERTO RICO	46,724	73,039	56.32	53,598	98,194	83.20
BELIZE	27	2,420	8,862.96	157	3,205	1,941.40
DOMINICAN REPUBLIC	202,193	173,394	-14.24	433,098	738,963	70.62
EL SALVADOR	85,431	127,519	49.27	337,263	294,961	-12.54
COSTA RICA	466,754	382,076	-18.14	972,528	803,464	-17.38

TABEL 5. PERKEMBANGAN EKSPOR INDONESIA MENURUT KOMODITI DAN NEGARA TUJUAN

JENIS BARANG	BERAT BERSIH (KG)		PERUB	NILAI FOB (US \$)		PERUB
	JAN-JUN 2009	JAN-JUN 2010	%	JAN-JUN 2009	JAN-JUN 2010	%
	(1)	(2)	(3)	(4)	(5)	(6)
HAITI	71,444	6,057	-91.52	87,140	40,378	-53.66
BARBADOS	77,715	0	-100.00	31,413	0	-100.00
ANTIGUA AND BARBUDA	58	2,793	4,715.52	1,919	16,280	748.36
ANGUILLA	3,714	6,892	85.57	12,092	27,440	126.93
ARUBA	2,367	2,996	26.57	6,929	3,206	-53.73
BERMUDA	2,439	2,199	-9.84	8,414	10,408	23.70
CAPE VERDE	27,342	15,093	-44.80	33,782	30,501	-9.71
CAYMAN ISLANDS	20,433	2,025	-90.09	7,846	4,971	-36.64
DOMINICA	30,845	863	-97.20	116,312	1,502	-98.71
FRENCH GUIANA	17,674	23,475	32.82	50,311	15,921	-68.35
FRENCH POLYNESIA	628,938	342,048	-45.61	310,086	503,500	62.37
GREENLAND	0	3,190	-	0	41,882	-
MARTINIQUE	27,524	30,845	12.07	50,108	82,119	63.88
NETHERLANDS ANTILLES	57,433	451,143	685.51	45,144	3,479,826	7,608.28
SAINT LUCIA	1,567	763	-51.31	14,129	14,215	0.61
TURKS AND CAICOS ISLANDS	0	200	-	0	89	-
GUADELOUPE	82,315	62,102	-24.56	79,777	111,352	39.58
SAINT KITTS AND NEVIS	1,398	25,314	1,710.73	19,403	75,429	288.75
UNITED KINGDOM	2,940,213	4,078,099	38.70	20,311,589	49,833,649	145.35
NETHERLANDS	103,352,353	65,366,234	-36.75	160,838,490	83,435,343	-48.12
FRANCE	6,388,233	10,563,937	65.37	17,942,015	27,132,284	51.22
GERMANY, FED. REP. OF	12,449,835	27,021,555	117.04	52,901,515	149,797,542	183.16
AUSTRIA	356,517	171,654	-51.85	3,859,787	2,003,319	-48.10
BELGIUM	8,380,128	21,016,386	150.79	34,577,443	76,844,795	122.24
SWITZERLAND	182,308	235,839	29.36	1,232,556	1,681,381	36.41
LUXEMBOURG	95	453,158	476,908.42	30,049	1,061,387	3,432.19
MONACO	0	14,524	-	0	20,850	-
DENMARK	1,129,656	1,107,071	-2.00	6,259,424	6,339,207	1.27
NORWAY	9,388,098	18,416,469	96.17	3,047,101	5,790,289	90.03
SWEDEN	554,794	3,149,442	467.68	3,951,532	5,560,213	40.71
FINLAND	920,485	1,292,563	40.42	10,293,422	14,230,627	38.25
IRELAND	14,418	14,948	3.68	229,401	324,575	41.49
ITALY	25,457,677	149,878,638	488.74	39,565,552	139,057,559	251.46
SPAIN	4,262,829	42,463,957	896.14	6,373,731	36,785,660	477.14
PORTUGAL	1,415,717	781,947	-44.77	8,952,986	3,966,416	-55.70
ICELAND	0	3,439	-	0	16,431	-
GREECE	2,423,389	1,964,764	-18.92	5,953,166	3,391,437	-43.03
DEMOCRATIC REPUBLIC OF THE	172,472	165,305	-4.16	307,822	687,960	123.49
HUNGARY	183,505	269,522	46.87	806,774	2,556,498	216.88
POLAND	1,726,559	3,056,072	77.00	5,219,592	6,841,651	31.08
ROMANIA	61,919	10,074,113	16,169.83	389,077	8,573,863	2,103.64
BULGARIA	252,118	44,610	-82.31	932,240	232,042	-75.11
YUGOSLAVIA	38,537	5,201	-86.50	141,299	24,692	-82.53
ALBANIA	30,480	3,075	-89.91	106,243	1,568	-98.52
AZERBAIJAN	103	51,722	50,115.53	20,612	184,875	796.93
BELARUS	5,496	6,564	19.43	86,198	110,869	28.62
KAZAKHSTAN	1,713,366	271,700	-84.14	5,652,133	949,495	-83.20
KYRGYZSTAN	12,917	72,259	459.41	69,404	324,706	367.85
TAJKISTAN	101,826	81,353	-20.11	320,904	255,442	-20.40
UKRAINE	312,984	181,588	-41.98	973,848	782,657	-19.63
UZBEKISTAN	0	85,770	-	0	324,918	-
LITHUANIA	61,678	52,264	-15.26	117,465	196,537	67.32
LATVIA	15,811	101,251	540.38	319,565	441,632	38.20
ESTONIA	196,106	255,957	30.52	69,022	101,791	47.48
GEORGIA	52,279	19,644	-62.42	13,681	31,919	133.31
CROATIA	146,816	72,206	-50.82	458,171	196,383	-57.14
BOSNIA AND HERZEGOVINA	4,197	722	-82.80	49,032	5,921	-87.92
MALTA	60,139	14,313	-76.20	140,716	65,565	-53.41
SLOVAKIA	64,385	16,181	-74.87	2,127,596	815,267	-61.68
SLOVENIA	88,960	152,462	71.38	183,919	228,028	23.98
CZECH REPUBLIC	75,764	136,447	80.09	341,683	722,793	111.54
REP. OF MACEDONIA	9,059	4,600	-49.22	31,186	18,345	-41.18
RUSSIA FEDERATION	1,227,438	2,024,498	64.94	2,515,539	6,241,789	148.13
<b>BIJI TEMBAGA</b>	<b>1,128,705,766</b>	<b>1,296,408,453</b>	<b>14.86</b>	<b>2,049,543,681</b>	<b>3,070,763,003</b>	<b>49.83</b>
JAPAN	466,180,337	565,155,286	21.23	826,620,364	1,329,311,685	60.81
KOREA, REPUBLIC OF	153,864,707	199,693,315	29.79	239,980,938	473,091,650	97.14
TAIWAN	0	92,600	-	0	14,539	-
CHINA	55,852,757	41,036,272	-26.53	106,439,696	93,574,475	-12.09
SINGAPORE	10,720,986	177,075	-98.35	12,290,993	11,316	-99.91
PHILIPPINES	103,301,598	76,842,913	-25.61	183,832,214	171,588,423	-6.66
INDIA	177,982,516	199,327,842	11.99	384,025,152	481,415,088	25.36
GERMANY, FED. REP. OF	2,868	43,956,850	1,532,565.62	120	100,329,819	83,608,082.50
SPAIN	160,799,997	170,126,300	5.80	296,354,204	421,426,008	42.20
<b>BIJI NIKEL</b>	<b>3,294,303,648</b>	<b>7,751,254,669</b>	<b>135.29</b>	<b>85,579,546</b>	<b>238,574,407</b>	<b>178.78</b>
JAPAN	621,472,900	895,606,620	44.11	26,401,137	57,283,435	116.97
HONG KONG	279,733,000	0	-100.00	4,001,111	0	-100.00
CHINA	2,059,497,945	5,936,493,149	188.25	41,845,318	136,410,169	225.99
SINGAPORE	3	0	-100.00	6	0	-100.00
AUSTRALIA	0	426,050,000	-	0	9,271,079	-
UNITED KINGDOM	138,226,000	0	-100.00	6,123,985	0	-100.00

TABEL 5. PERKEMBANGAN EKSPOR INDONESIA MENURUT KOMODITI DAN NEGARA TUJUAN

JENIS BARANG	BERAT BERSIH (KG)		PERUB %	NILAI FOB (US \$)		PERUB %
	JAN-JUN 2009	JAN-JUN 2010		JAN-JUN 2009	JAN-JUN 2010	
	(1)	(2)	(3)	(4)	(5)	(6)
GREECE	114,103,800	141,607,900	24.10	3,863,561	10,305,879	166.75
UKRAINE	81,270,000	351,497,000	332.51	3,344,428	25,303,845	656.60
<b>BAUKSIT</b>	<b>5,838,405,632</b>	<b>13,698,187,867</b>	<b>134.62</b>	<b>97,147,534</b>	<b>227,672,977</b>	<b>134.36</b>
JAPAN	71,500,000	103,689,800	45.02	1,439,510	1,997,681	38.78
HONG KONG	0	44,170,000	-	0	560,206	-
TAIWAN	33,000,000	34,853,690	5.62	430,501	627,366	45.73
CHINA	5,616,205,632	13,307,088,457	136.94	93,955,923	222,111,622	136.40
SINGAPORE	117,700,000	0	-100.00	1,321,600	0	-100.00
SWITZERLAND	0	208,385,920	-	0	2,376,102	-
<b>BIJI TIMAH/TIN</b>	<b>2,543</b>	<b>0</b>	<b>-100.00</b>	<b>59,793</b>	<b>0</b>	<b>-100.00</b>
HONG KONG	700	0	-100.00	170	0	-100.00
SINGAPORE	2	0	-100.00	48	0	-100.00
SWEDEN	1,841	0	-100.00	59,575	0	-100.00
<b>BATU BARA</b>	<b>85,479,828,932</b>	<b>154,251,637,719</b>	<b>80.45</b>	<b>5,329,006,186</b>	<b>9,056,568,550</b>	<b>69.95</b>
JAPAN	11,660,080,447	17,711,130,368	51.90	843,342,092	1,308,115,201	55.11
HONG KONG	4,741,259,217	4,875,743,652	2.84	309,401,055	314,579,928	1.67
KOREA, DEMOCRATIC PEOPLE'S	0	141,643,841	-	0	8,578,390	-
KOREA, REPUBLIC OF	11,892,478,317	22,445,883,715	88.74	674,961,981	1,268,583,853	87.95
TAIWAN	9,654,494,458	12,844,755,317	33.04	790,226,453	850,469,669	7.62
CHINA	7,367,175,431	38,268,891,590	419.45	409,889,625	2,100,709,198	412.51
THAILAND	4,237,197,971	6,586,744,631	55.45	204,855,680	334,685,274	63.38
SINGAPORE	89,336,761	127,022,158	42.18	3,680,682	5,140,940	39.67
PHILIPPINES	2,921,660,949	5,803,042,776	98.62	210,153,398	407,350,255	93.83
MALAYSIA	3,812,386,847	8,002,290,674	109.90	230,404,530	528,140,288	129.22
CAMBODIA	7,503,000	71,406,000	851.70	420,168	3,677,406	775.22
VIET NAM	289,521,053	338,773,589	17.01	17,146,232	23,967,242	39.78
INDIA	18,316,625,432	27,455,520,023	49.89	981,950,155	1,272,033,299	29.54
PAKISTAN	966,167,833	1,037,930,628	7.43	66,519,502	75,051,561	12.83
SRI LANKA	40,371,787	49,093,066	21.60	2,193,453	2,749,945	25.37
UNITED ARAB EMIRATES	129,365,972	0	-100.00	7,878,815	0	-100.00
AUSTRALIA	1,007	61	-93.94	34	3	-91.18
NEW ZEALAND	370,876,000	229,157,000	-38.21	18,551,954	11,120,533	-40.06
AMERICAN SAMOA	0	5,233,063	-	0	191,007	-
UNITED STATES	1,057,602,422	1,830,014,965	73.03	60,074,952	85,725,257	42.70
MEXICO	63,123,000	0	-100.00	5,207,648	0	-100.00
CHILE	432,946,000	432,652,000	-0.07	43,123,203	29,002,723	-32.74
CAYMAN ISLANDS	0	72,780,000	-	0	5,661,556	-
UNITED KINGDOM	710,051,000	0	-100.00	49,930,014	0	-100.00
NETHERLANDS	1,541,956,004	1,382,837,000	-10.32	93,894,804	105,015,304	11.84
FRANCE	2,000	0	-100.00	120	0	-100.00
GERMANY, FED. REP. OF	1,000	1,400	40.00	60	72	20.00
SWITZERLAND	129,103,000	116,435,203	-9.81	7,268,283	7,506,168	3.27
DENMARK	24	0	-100.00	50	0	-100.00
ITALY	2,223,293,000	2,682,851,000	20.67	139,378,311	219,347,882	57.38
SPAIN	2,339,123,000	798,449,999	-65.87	135,867,566	38,907,273	-71.36
GREECE	31,501,000	34,998,000	11.10	1,197,038	1,732,401	44.72
POLAND	0	626,571,000	-	0	33,839,118	-
CROATIA	204,771,000	141,196,000	-31.05	7,505,269	7,383,503	-1.62
SLOVENIA	216,852,000	100,086,000	-53.85	12,523,051	5,064,352	-59.56
REP. OF MACEDONIA	33,002,000	38,503,000	16.67	1,460,008	2,238,949	53.35
<b>GRANIT</b>	<b>1,216,836,872</b>	<b>1,120,039,249</b>	<b>-7.95</b>	<b>11,644,084</b>	<b>8,493,007</b>	<b>-27.06</b>
JAPAN	247,729	234,221	-5.45	38,146	54,262	42.25
KOREA, REPUBLIC OF	0	22,280	-	0	12,856	-
CHINA	0	18,887	-	0	4,309	-
SINGAPORE	1,216,307,383	1,119,184,976	-7.99	11,442,140	8,141,118	-28.85
MALAYSIA	76,020	163,364	114.90	9,118	20,568	125.58
QATAR	0	9,858	-	0	2,528	-
AUSTRALIA	46,543	17,494	-62.41	16,022	9,074	-43.37
COOK ISLANDS	1,169	0	-100.00	3,779	0	-100.00
UNITED STATES	115,067	188,734	64.02	103,102	134,572	30.52
CANADA	0	67,078	-	0	32,718	-
FRANCE	33,291	132,357	297.58	18,766	81,002	331.64
ITALY	382	0	-100.00	157	0	-100.00
SPAIN	3,142	0	-100.00	6,889	0	-100.00
POLAND	4,336	0	-100.00	3,125	0	-100.00
SLOVENIA	1,810	0	-100.00	2,840	0	-100.00
<b>PASIR ALAM</b>	<b>93,118</b>	<b>1,004</b>	<b>-98.92</b>	<b>204,281</b>	<b>238</b>	<b>-99.88</b>
JAPAN	1	1,000	99,900.00	1	234	23,300.00
THAILAND	196	0	-100.00	450	0	-100.00
SINGAPORE	80	0	-100.00	500	0	-100.00
PHILIPPINES	22,000	0	-100.00	2,442	0	-100.00
MALAYSIA	0	4	-	0	4	-
SRI LANKA	10,000	0	-100.00	6,655	0	-100.00
SOUTH AFRICA	59,000	0	-100.00	194,175	0	-100.00
DENMARK	812	0	-100.00	8	0	-100.00
ITALY	685	0	-100.00	10	0	-100.00
RUSSIA FEDERATION	344	0	-100.00	40	0	-100.00

TABEL 5. PERKEMBANGAN EKSPOR INDONESIA MENURUT KOMODITI DAN NEGARA TUJUAN

JENIS BARANG	BERAT BERSIH (KG)		PERUB	NILAI FOB (US \$)		PERUB
	JAN-JUN 2009	JAN-JUN 2010	%	JAN-JUN 2009	JAN-JUN 2010	%
(1)	(2)	(3)	(4)	(5)	(6)	(7)
<b>HASIL TAMBANG LAIN</b>	<b>2,803,424,935</b>	<b>6,287,307,873</b>	<b>124.27</b>	<b>78,944,610</b>	<b>154,670,088</b>	<b>95.92</b>
JAPAN	13,272,721	14,268,397	7.50	1,545,744	1,965,757	27.17
HONG KONG	700,000	135,323,232	19,231.89	143,683	2,241,858	1,460.28
KOREA, REPUBLIC OF	13,527,803	8,271,265	-38.86	1,296,524	948,650	-26.83
TAIWAN	13,621,525	14,308,600	5.04	1,658,673	2,003,241	20.77
CHINA	1,847,823,382	5,061,582,083	173.92	58,949,953	131,379,085	122.87
PAPUA NEW GUINEA	30,000	0	-100.00	20,710	0	-100.00
THAILAND	1,693,992	54,489,895	3,116.66	180,605	1,151,974	537.84
SINGAPORE	675,394,977	788,815,561	16.79	6,789,235	6,018,967	-11.35
PHILIPPINES	6,516,527	570,309	-91.25	328,028	81,443	-75.17
MALAYSIA	15,839,907	35,239,360	122.47	990,224	1,800,714	81.85
MYANMAR (FORM. BURMA)	115,500	22,000	-80.95	9,847	1,660	-83.14
CAMBODIA	831,148	1,604,190	93.01	62,177	125,026	101.08
VIET NAM	4,754,101	4,239,392	-10.83	852,667	370,082	-56.60
MALDIVES	206,269	2,700	-98.69	86,455	4,000	-95.37
INDIA	28,005,518	16,845,975	-39.85	833,318	783,403	-5.99
PAKISTAN	0	113,000	-	0	14,855	-
BANGLADESH	4,837,793	17,670,009	265.25	346,961	489,569	41.10
SRI LANKA	74,750	0	-100.00	7,920	0	-100.00
IRAN (ISLAMIC REPUBLIC OF)	300,000	0	-100.00	54,600	0	-100.00
SAUDI ARABIA	256,000	150,052	-41.39	37,380	27,744	-25.78
ISRAEL	0	10,000	-	0	2,000	-
KUWAIT	20,000	0	-100.00	5,500	0	-100.00
LEBANON	4	0	-100.00	71	0	-100.00
TURKEY	52,400	51,842	-1.06	4,682	4,612	-1.50
UNITED ARAB EMIRATES	164,719,562	110,134,744	-33.14	2,540,805	1,884,641	-25.83
QATAR	0	64,681	-	0	9,243	-
BAHRAIN	0	37,998	-	0	12,566	-
CYPRUS	11,552	45,000	289.54	3,114	3,600	15.61
SUDAN	0	5,000	-	0	1,000	-
REUNION	585	0	-100.00	333	0	-100.00
ANGOLA	14,332	0	-100.00	7,767	0	-100.00
NIGERIA	165	0	-100.00	308	0	-100.00
GAMBIA	0	3,138	-	0	464	-
SOUTH AFRICA	246,531	44,035	-82.14	23,141	10,156	-56.11
MAURITIUS	20,000	0	-100.00	4,000	0	-100.00
AUSTRALIA	8,534,335	6,671,797	-21.82	1,092,539	816,945	-25.23
NEW ZEALAND	2,531	0	-100.00	1,249	0	-100.00
NEW CALEDONIA	6,961	133	-98.09	4,046	447	-88.95
VANUATU	895	0	-100.00	1,133	0	-100.00
COOK ISLANDS	15,975	0	-100.00	8,623	0	-100.00
FIJI	1,200	0	-100.00	675	0	-100.00
EAST TIMOR	288,000	11,580,506	3,921.01	171,878	1,587,362	823.54
UNITED STATES	506,047	705,534	39.42	297,690	201,302	-32.38
CANADA	29,580	18,225	-38.39	6,876	4,500	-34.55
MEXICO	0	20,000	-	0	8,679	-
PANAMA	0	3,072	-	0	1,500	-
BRAZIL	72,289	35,548	-50.83	21,123	19,598	-7.22
COSTA RICA	0	7,578	-	0	4,615	-
ANGUILLA	506	0	-100.00	2,067	0	-100.00
FRENCH POLYNESIA	547	5,490	903.66	803	14,408	1,694.27
NETHERLANDS ANTILLES	168	0	-100.00	201	0	-100.00
UNITED KINGDOM	122,587	130,528	6.48	25,402	27,042	6.46
NETHERLANDS	83,723	335,939	301.25	75,374	65,211	-13.48
FRANCE	253,161	122,436	-51.64	142,615	20,102	-85.90
GERMANY, FED. REP. OF	336,555	123,556	-63.29	59,792	57,218	-4.30
AUSTRIA	51	0	-100.00	126	0	-100.00
BELGIUM	75,675	99,901	32.01	48,030	28,268	-41.15
SWITZERLAND	25	153,000	611,900.00	24,158	6,759	-72.02
DENMARK	20,219	0	-100.00	15,086	0	-100.00
NORWAY	19,938	0	-100.00	12,540	0	-100.00
SWEDEN	1,841	19,059	935.25	59,575	268	-99.55
FINLAND	1	209,000	20,899,900.00	4	16,720	417,900.00
ITALY	36,258	81,324	124.29	17,313	18,091	4.49
SPAIN	95,424	139,134	45.81	54,962	26,773	-51.29
PORTUGAL	0	2,850,000	-	0	376,200	-
GREECE	872	71,999	8,156.77	1,443	17,619	1,121.00
POLAND	16,644	0	-100.00	10,871	0	-100.00
SLOVAKIA	253	0	-100.00	378	0	-100.00
SLOVENIA	284	11,656	4,004.23	542	14,151	2,510.89
RUSSIA FEDERATION	15,346	0	-100.00	3,071	0	-100.00
<b>BARANG-BARANG SENI</b>	<b>1,136,117</b>	<b>1,149,860</b>	<b>1.21</b>	<b>4,950,586</b>	<b>4,376,612</b>	<b>-11.59</b>
JAPAN	94,080	35,714	-62.04	210,484	100,975	-52.03
HONG KONG	3,634	2,447	-32.66	57,096	40,221	-29.56
KOREA, REPUBLIC OF	22,744	4,455	-80.41	79,634	8,705	-89.07
TAIWAN	10,708	5,124	-52.15	322,316	16,087	-95.01
CHINA	10,498	92,145	777.74	41,954	130,567	211.21
MACAU	891	0	-100.00	185	0	-100.00
PAPUA NEW GUINEA	157	0	-100.00	142	0	-100.00
THAILAND	12,124	1,090	-91.01	7,632	4,194	-45.05

TABEL 5. PERKEMBANGAN EKSPOR INDONESIA MENURUT KOMODITI DAN NEGARA TUJUAN

JENIS BARANG	BERAT BERSIH (KG)		PERUB	NILAI FOB (US \$)		PERUB
	JAN-JUN 2009	JAN-JUN 2010	%	JAN-JUN 2009	JAN-JUN 2010	%
	(1)	(2)	(3)	(4)	(5)	(6)
SINGAPORE	49,501	85,350	72.42	1,430,841	900,858	-37.04
PHILIPPINES	997	2,774	178.23	1,557	2,676	71.87
MALAYSIA	66,222	38,509	-41.85	91,874	66,159	-27.99
MYANMAR (FORM. BURMA)	0	250	-	0	96	-
BRUNEI DARUSSALAM	15,853	0	-100.00	8,144	0	-100.00
VIET NAM	0	380	-	0	2,097	-
MALDIVES	157	114	-27.39	3,004	512	-82.96
INDIA	2,556	2,394	-6.34	16,000	13,229	-17.32
PAKISTAN	80	0	-100.00	70	0	-100.00
SRI LANKA	786	0	-100.00	334	0	-100.00
IRAN (ISLAMIC REPUBLIC OF)	3,895	9,911	154.45	21,490	44,485	107.00
SAUDI ARABIA	4,249	6,488	52.69	10,743	17,746	65.19
ISRAEL	286	215	-24.83	927	1,300	40.24
KUWAIT	367	5,419	1,376.57	850	17,588	1,969.18
JORDAN	0	472	-	0	122	-
LEBANON	1,866	2,815	50.86	10,153	2,709	-73.32
OMAN	77	438	468.83	510	340	-33.33
TURKEY	34,857	80,309	130.40	72,670	122,672	68.81
UNITED ARAB EMIRATES	1,757	3,526	100.68	11,175	13,509	20.89
QATAR	0	202	-	0	510	-
BAHRAIN	60	1,067	1,678.33	128	16,098	12,476.56
CYPRUS	0	2,195	-	0	2,793	-
EGYPT	1,447	0	-100.00	23,181	0	-100.00
MOROCCO	780	79	-89.87	975	133	-86.36
TUNISIA	502	645	28.49	6,117	1,908	-68.81
TANZANIA, UNITED REPUBLIC OF	0	77	-	0	666	-
MADAGASCAR	565	362	-35.93	1,158	2,036	75.82
KENYA	44	0	-100.00	84	0	-100.00
REUNION	8,554	2,532	-70.40	14,617	9,094	-37.78
MOZAMBIQUE	3,795	327	-91.38	9,635	588	-93.90
ANGOLA	1,967	237	-87.95	1,899	258	-86.41
CONGO	643	0	-100.00	4,182	0	-100.00
NIGERIA	3	0	-100.00	18	0	-100.00
GABON	560	587	4.82	1,149	1,403	22.11
COTE D'IVOIRE	20	30	50.00	62	727	1,072.58
BENIN	55	0	-100.00	290	0	-100.00
SEYCHELLES	345	325	-5.80	408	331	-18.87
DJIBOUTI	0	7	-	0	37	-
SWAZILAND	0	1,384	-	0	1,788	-
SOUTH AFRICA	3,519	16,238	361.44	5,935	34,201	476.26
MAURITIUS	3,497	19,684	462.88	13,360	30,737	130.07
VIRGIN ISLANDS (BRITISH)	32	138	331.25	216	1,031	377.31
AUSTRALIA	74,271	90,617	22.01	158,018	240,453	52.17
NEW ZEALAND	3,246	3,878	19.47	10,013	5,478	-45.29
GUAM	447	3,130	600.22	798	8,098	914.79
NEW CALEDONIA	10,920	34,678	217.56	23,176	47,050	103.01
VANUATU	221	1,007	355.66	268	1,363	408.58
WALLIS AND FUTUNA ISLANDS	22	338	1,436.36	41	436	963.41
COOK ISLANDS	125	182	45.60	461	982	113.02
FIJI	1,158	352	-69.60	1,358	4,085	200.81
SAMOA	1,154	0	-100.00	299	0	-100.00
EAST TIMOR	814	16,820	1,966.34	910	54,037	5,838.13
UNITED STATES	138,109	113,393	-17.90	368,762	796,895	116.10
CANADA	19,464	12,164	-37.51	54,119	42,456	-21.55
MEXICO	411	2,848	592.94	1,417	7,108	401.62
NICARAGUA	0	112	-	0	246	-
PANAMA	145	0	-100.00	116	0	-100.00
CHILE	573	4,250	641.71	516	9,440	1,729.46
VENEZUELA	1,239	833	-32.77	2,844	1,676	-41.07
ARGENTINA	83	2,050	2,369.88	3,348	6,220	85.78
BRAZIL	2,717	2,465	-9.27	141,826	140,184	-1.16
COLOMBIA	7,538	2,511	-66.69	7,272	3,656	-49.72
URUGUAY	0	148	-	0	165	-
PERU	1,393	360	-74.16	788	1,100	39.59
BAHAMAS	0	1,254	-	0	978	-
PUERTO RICO	149	17	-88.59	835	206	-75.33
DOMINICAN REPUBLIC	843	0	-100.00	1,256	0	-100.00
COSTA RICA	5	1,055	21,000.00	22	873	3,868.18
HAITI	2,341	0	-100.00	4,469	0	-100.00
ANTIGUA AND BARBUDA	0	104	-	0	84	-
BERMUDA	70	0	-100.00	300	0	-100.00
CAYMAN ISLANDS	0	162	-	0	176	-
FRENCH GUIANA	933	0	-100.00	1,048	0	-100.00
FRENCH POLYNESIA	6,841	3,065	-55.20	8,629	5,660	-34.41
MARTINIQUE	1,300	1,310	0.77	1,879	2,283	21.50
NETHERLANDS ANTILLES	155	47	-69.68	1,781	26	-98.54
SAINT LUCIA	0	182	-	0	887	-
GUADELOUPE	2,902	4,064	40.04	9,478	8,434	-11.01
UNITED KINGDOM	13,731	12,754	-7.12	175,167	62,760	-64.17
NETHERLANDS	103,166	78,531	-23.88	433,486	265,022	-38.86
FRANCE	73,979	90,045	21.72	232,823	316,610	35.99
GERMANY, FED. REP. OF	43,205	52,176	20.76	94,188	96,727	2.70



TABEL 5. PERKEMBANGAN EKSPOR INDONESIA MENURUT KOMODITI DAN NEGARA TUJUAN

JENIS BARANG	BERAT BERSIH (KG)		PERUB	NILAI FOB (US \$)		PERUB
	JAN-JUN 2009	JAN-JUN 2010	%	JAN-JUN 2009	JAN-JUN 2010	%
(1)	(2)	(3)	(4)	(5)	(6)	(7)
AUSTRIA	3,410	2,597	-23.84	18,945	35,906	89.53
BELGIUM	50,721	24,033	-52.62	101,551	49,275	-51.48
SWITZERLAND	2,551	5,194	103.61	5,070	27,287	438.21
DENMARK	5,537	1,214	-78.07	18,686	2,928	-84.33
NORWAY	124	196	58.06	1,926	1,405	-27.05
SWEDEN	792	3,624	357.58	1,212	15,377	1,168.73
FINLAND	118	1,696	1,337.29	192	4,668	2,331.25
IRELAND	689	1,618	134.83	385	3,364	773.77
ITALY	91,102	78,044	-14.33	254,963	245,269	-3.80
SPAIN	71,336	55,974	-21.53	236,424	226,667	-4.13
PORTUGAL	6,336	453	-92.85	2,642	1,448	-45.19
GREECE	4,390	5,952	35.58	9,323	5,317	-42.97
DEMOCRATIC REPUBLIC OF THE	193	0	-100.00	614	0	-100.00
HUNGARY	2,702	611	-77.39	4,360	1,152	-73.58
POLAND	911	92	-89.90	2,233	2,128	-4.70
ROMANIA	1,279	390	-69.51	1,748	999	-42.85
BULGARIA	0	150	-	0	426	-
UKRAINE	1,178	0	-100.00	1,740	0	-100.00
LITHUANIA	306	0	-100.00	908	0	-100.00
LATVIA	6,000	0	-100.00	45,181	0	-100.00
ESTONIA	0	179	-	0	642	-
CROATIA	4,074	796	-80.46	9,576	3,243	-66.13
MALTA	10	143	1,330.00	130	251	93.08
SLOVAKIA	0	48	-	0	78	-
SLOVENIA	2,108	3,295	56.31	3,110	4,308	38.52
CZECH REPUBLIC	1,382	171	-87.63	3,408	1,093	-67.93
RUSSIA FEDERATION	468	33	-92.95	1,349	341	-74.72
<b>BARANG KIRIMAN, POS DAN YAN</b>	<b>0</b>	<b>143</b>	<b>-</b>	<b>0</b>	<b>2,232</b>	<b>-</b>
THAILAND	0	143	-	0	2,232	-
<b>LAINNYA</b>	<b>226</b>	<b>794</b>	<b>251.33</b>	<b>677</b>	<b>5,415</b>	<b>699.85</b>
CHINA	226	486	115.04	677	4,915	626.00
MYANMAR (FORM. BURMA)	0	308	-	0	500	-
<b>TOTAL EKSPOR</b>	<b>148,244,238,940</b>	<b>237,545,025,422</b>	<b>60.24</b>	<b>50,073,364,977</b>	<b>72,521,170,807</b>	<b>44.83</b>