



Katalog BPS: 8202006

BULETIN
STATISTIK PERDAGANGAN LUAR NEGERI
FOREIGN TRADE STATISTICAL BULLETIN

IMPOR/IMPORTS

Desember
December **2010**



KATA PENGANTAR

Publikasi Statistik Impor Desember 2010 merupakan kelanjutan dari publikasi sebelumnya yang diterbitkan secara bulanan oleh Badan Pusat Statistik Republik Indonesia (BPS-RI). Data yang disajikan dalam publikasi ini, mencakup :

- A. Impor menurut Golongan Barang HS, Golongan Barang SITC, Komoditi (HS), Negara Asal, Pelabuhan Impor, Negara Asal dan Lima Golongan Barang Utama SITC 3 digit, Komoditi tertentu dan Negara Asal Utama
- B. Impor Kawasan Berikat menurut Golongan Barang HS 2 digit, Golongan Barang SITC, Negara Asal, Provinsi dan Pelabuhan Impor

Ucapan terima kasih dan penghargaan yang setinggi-tingginya disampaikan kepada Direktorat Jenderal Bea dan Cukai, Kementerian Keuangan dan Bank Indonesia yang telah secara teratur dan berkesinambungan mengirimkan dokumen PIB, serta PT. Pertamina yang telah memberikan data impor minyak dan gas secara rutin. Selanjutnya, kepada semua pihak yang juga telah membantu BPS-RI sehingga memungkinkan diterbitkannya publikasi ini diucapkan terima kasih.

Akhirnya, kami mengharapkan semoga publikasi ini bermanfaat bagi pengguna data.

Jakarta, Maret 2011
Badan Pusat Statistik
Kepala,

Dr. RUSMAN HERIAWAN
NIP. 195111041974031001

FOREWORD

The monthly publication of import statistics, is a sequential issue from the preceding publication which developed by The BPS-Statistics of the Republic of Indonesia. This Publication covered:

- A. Import by HS Commodity Groups, SITC Commodity Groups, Commodity (HS), Country of Origin, Port of Importation, Country of Origin and Five Major SITC Commodity Group, Certain Commodities import by Main Country of Origin
- B. Bonded Zone import by Commodity 2 Digits HS, by SITC Commodity Group, Country of Origin, by Province and port of Importation

Deeply gratitude and the highest appreciation are due to the Directorate General of Custom, Ministry of Finance and Bank of Indonesia of their contribution of regularly in sending documents, and also to PT. Pertamina for the best cooperation in supporting data of oil and gas so that BPS published this edition successfully.

Finally, it is hoped that this publication would be useful for users.

Jakarta, March 2011
BPS-Statistics Indonesia

Dr. RUSMAN HERIAWAN
Director General

PENJELASAN

1. DAERAH PENCATATAN

Daerah pencatatan statistik dalam publikasi ini meliputi seluruh wilayah Republik Indonesia.

2. SUMBER DOKUMEN

Statistik dikumpulkan berdasarkan dokumen impor (Pemberitahuan Impor Barang (PIB - BC 2.0) dan Pemberitahuan Pengangkutan Barang Impor (PPBI – BC 2.3) yang diisi oleh importir. Dokumen PIB - BC 2.0 dan PPBI - BC 2.3 diterima dari Bea dan Cukai dan berlaku sejak April 1997 berdasarkan Surat Keputusan Menteri Keuangan nomor 101/KMK.05/1997 tanggal 10 Maret 1997.

3. SISTEM PERDAGANGAN

Sistem pencatatan Statistik Perdagangan Luar Negeri mempergunakan Sistem Perdagangan Umum (*the General Trade System*) atau dengan Sistem Perdagangan Khusus (*the Special Trade System*). Dalam Sistem Perdagangan Umum, Kawasan Berikat dianggap sebagai "dalam negeri", sedangkan dalam Sistem Perdagangan Khusus, dianggap sebagai "luar negeri". Sejak Januari 2008, sistem pencatatan Statistik Impor menggunakan Sistem Perdagangan Umum.

4. RUANG LINGKUP

Pencatatan Statistik Impor meliputi seluruh barang-barang yang masuk ke wilayah Indonesia.

5. KASUS KHUSUS

Sebagian impor kapal laut dan pesawat beserta suku cadangnya termasuk dalam Statistik Impor.

Barang-barang luar negeri yang diolah atau diperbaiki didalam negeri tetap dicatat sebagai barang impor, meskipun setelah barang tersebut selesai diproses akan kembali ke luar negeri (*re-ekspor*).

Barang-barang di bawah ini tidak termasuk di dalam Statistik Impor:

- a. Pakaian dan barang-barang perhiasan penumpang.
- b. Barang-barang penumpang untuk dipakai sendiri, kecuali lemari es, pesawat TV dan sebagainya.
- c. Barang-barang yang diimpor untuk keperluan perwakilan (kedutaan) suatu negara.
- d. Barang-barang untuk ekspedisi dan ekshibisi/pameran.
- e. Sebagian barang-barang yang langsung diimpor oleh angkatan bersenjata.
- f. Pembungkus/peti kemas.
- g. Uang dan surat-surat berharga.
- h. Barang-barang sebagai contoh.

6. SISTEM PENGOLAHAN

Data dalam publikasi ini mencakup dokumen PIB selama Desember 2010 yang diterima oleh Badan Pusat Statistik sampai akhir Januari 2011. Sistem pengolahan menggunakan *Carry Over*. Dengan metode ini dokumen-dokumen dari Bea dan Cukai ditunggu selama satu bulan setelah bulan berjalan. Dokumen-dokumen yang datang terlambat akan dimasukkan dalam bulan pengolahan berikutnya.

7. KLASIFIKASI JENIS BARANG

Penggolongan barang yang digunakan di dalam statistik impor adalah klasifikasi Barang Impor yang berdasarkan pada Buku Tarif Bea Masuk Indonesia 2007 (BTBMI 2007) yang mengacu pada amandemen keempat dari World Customs Organization (WCO) sebagai lembaga Internasional yang menyusun klasifikasi Harmonized System (HS). Disamping menggunakan HS sebagai klasifikasi jenis barang, juga digunakan Standard International Trade Classification (SITC) Revisi 4.

8. PERIODE REFERENSI

Periode penentuan impor adalah tanggal penyelesaian dokumen oleh pejabat-pejabat Bea dan Cukai yang terdapat dalam dokumen impor.

9. NILAI BARANG

Nilai barang dinyatakan dalam nilai CIF (US\$) dan nilai Kurs Desember 2010 yang digunakan adalah US\$ 1 = Rp. 9.009,-

10. SATUAN BARANG

Berat barang impor adalah berat bersih dan dinyatakan dalam Kg.

11. NEGARA ASAL

Negara asal adalah negara dimana barang-barang tersebut dihasilkan yang dokumennya setelah diperiksa oleh pejabat Bea dan Cukai dan dinyatakan sesuai dengan peraturan yang berlaku.

EXPLANATORY NOTES

1. AREA RECORDINGS

The statistical recording area in this publication covers the entire territory of the Republic of Indonesia.

2. SOURCE OF DOCUMENTS

Statistics are compiled based on Import Declaration Form (Pemberitahuan Impor Barang (PIB-BC 2.0) or Pemberitahuan Pengangkutan Barang Impor (PPBI-BC 2.3)) of Import documents that are filled by importers. The PIB documents received from Customs and Excise, prevailing on April 1, 1997, based on Minister of Finance Decree No. 101/KMK.05/1997, March 10, 1997.

3. TRADE SYSTEM

The systems of recording Foreign Trade Statistics apply the General Trade System or the Special Trade System. In the General Trade System, the Bonded Zone is regarded as "*Domestic*", while in the Special Trade System; the Bonded Zone is regarded as "*Abroad*". Since January 2008, the systems of recording import Statistics have applied the General Trade System.

4. COVERAGE

The recording Import Statistics covers all goods entering the Indonesian territory.

5. PARTICULAR CASES

5.1 Part of importation of sea vessels and airplanes and their spare parts are included in the Import Statistics.

5.2 Overseas goods which are processed or modified in Indonesian Country are recorded as importation, although after the goods finish process will return to abroad (re-exports).

5.3 The goods here under are not included in the Import Statistics:

- a. Clothes and jewelry of passengers.
- b. Luggage of passengers of own use, except refrigerators, television sets, etc.
- c. Goods imported for the use of foreign countries representations (embassies).
- d. Goods for expeditions and exhibition shows.
- e. A part of the goods directly imported by armed forces.
- f. Packing's containers to be refilled.
- g. Bank notes and securities.
- h. Sample goods.

6. PROCESSING SYSTEM

The data in this publication covers documents of December 2010 were received by the BPS to the end of January, 2011. The documents are processed using a carry over system. The deadline for the acceptance of documents of a certain month is one month after the reference period, which means the end of the following month. The documents accepted after the deadline is considered as the document of the following month.

7. COMMODITY CLASSIFICATION

The classification of goods in this publication applies the 2007 Indonesia's Tariff Classification, based on fourth amendment from World Customs Organization (WCO) as an International Organization who arranged the Classification of Harmonized System (HS). Besides applying the HS, the Standard International Trade Classification (SITC) Revised 4 is also applied in the classification of goods.

8. REFERENCE PERIOD

The period of import determination is the date of settlement/completion by the Customs and Excise Officials as stated in the Import documents.

9. COMMODITY VALUATION

The values recorded, are the CIF value (US\$). The exchange rate use for December 2010, US\$ 1 = Rp. 9.009,-

10. UNIT OF COMMODITY

The net weight imported of goods are present to Kg.

11. COUNTRY OF ORIGIN

Country of origin is the country in which the goods have been produced, after being verified by Customs and Excise Officials, pursuant to the prevailing regulations

DAFTAR ISI/CONTENTS

		Halaman/Page
KATA PENGANTAR/FOREWORD		iii-iv
PENJELASAN/EXPLANATORY NOTES		v-viii
DAFTAR ISI/CONTENTS		Ix
RINGKASAN/SUMMARY		xi-xix
Tabel/Table	I-1. Import Menurut Golongan Barang HS/ <i>Import by HS Commodity Groups</i> Menurut 21 Golongan Barang HS/ <i>By 21 HS Commodity Groups</i>	1
	Menurut Golongan Barang 2 Dijiit HS/ <i>By Commodity Groups 2 Digit Code HS</i>	2
	Menurut 40 Golongan Barang HS Terbesar/ <i>By 40 Biggest Commodities 10 Digit HS Code</i>	3
Tabel/Table	I-2. Impor Menurut Golongan Barang SITC/ <i>Import by SITC Commodity Groups</i>	4-8
Tabel/Table	I-3. Impor Menurut Komoditi (HS)/ <i>Import by Commodity (HS)</i>	9-110
Tabel/Table	I-4. Impor Menurut Negara Asal/ <i>Import by Country of Origin</i>	111-113
Tabel/Table	I-5. Impor Menurut Pelabuhan Impor/ <i>Import by Port of Importation</i>	114-117
Tabel/Table	I-6 Impor Menurut Negara Asal dan Lima Golongan Barang (SITC) Utama/ <i>Import by Country of Origin and Five Major SITC Commodity Group</i>	118-153
Tabel/Table	I-7 Impor Komoditi Tertentu Menurut Negara Asal Utama/ <i>Certain Commodities Import by Main Country of Origin</i>	154-158
Tabel/Table	K1 Import Kawasan Berikat Menurut Golongan Barang 2 Dijiit HS/ <i>Bonded Zone Import by Commodity 2 Digits HS</i>	159-160
Tabel/Table	K2 Impor Kawasan Berikat Menurut Golongan Barang SITC/ <i>Bonded Zone Import by SITC Commodity Group</i>	161-166
Tabel/Table	K3 Impor Kawasan Berikat Menurut Negara Asal/ <i>Bonded Zone Import by Country of Origin</i>	167-170
Tabel/Table	K4 Impor Kawasan Berikat Menurut Provinsi dan Pelabuhan Impor/ <i>Bonded Zone Import by Province and Port of Importation</i>	171-172

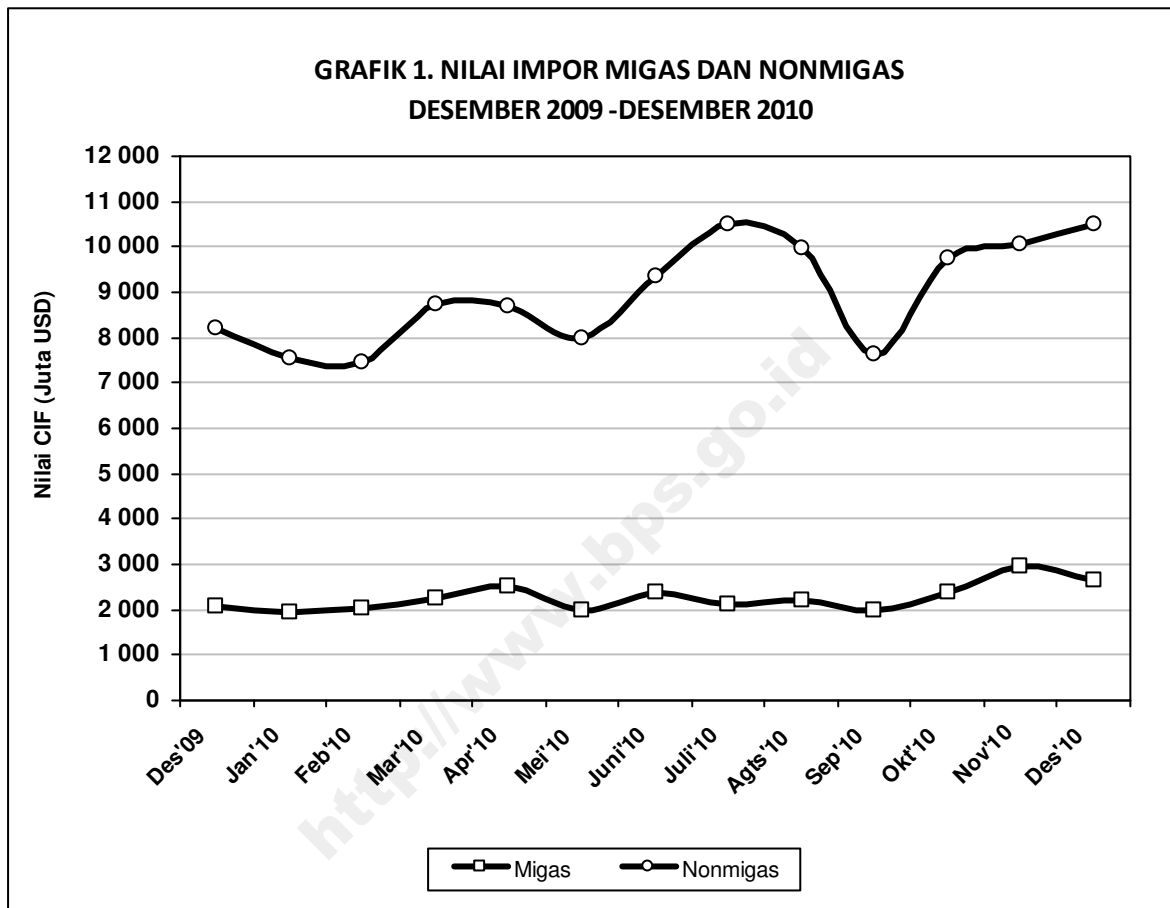
RINGKASAN

Pada Desember 2010 nilai impor mencapai USD13.146,7 juta yang terdiri dari impor melalui Kawasan Berikat sebesar USD1.886,6 juta (14,35 persen) dan di Luar Kawasan Berikat sebesar USD11.260,1 juta (85,65 persen). Nilai impor migas Indonesia mencapai USD2.643,0 juta atau 20,10 persen dari total impor Indonesia. Sedangkan nilai impor nonmigas Indonesia mencapai USD10.503,7 juta dan memberikan peranan sebesar 79,90 persen terhadap total impor Indonesia.

**TABEL 1. IMPOR MIGAS DAN NONMIGAS
DESEMBER 2009 – DESEMBER 2010**

Tahun/Bulan	Migas		Nonmigas		Total	
	Indonesia	Kawasan Berikat	Indonesia	Kawasan Berikat	Indonesia	Kawasan Berikat
Nilai CIF (Juta USD)						
2009 Desember	2 095,5	6,3	8 204,4	1 543,5	10 299,9	1 549,8
2010 Januari	1 936,9	0,9	7 553,6	1 542,2	9 490,5	1 543,1
Februari	2 045,4	14,0	7 452,7	1 599,4	9 498,1	1 613,4
Maret	2 252,0	13,7	8 720,6	1 730,7	10 972,6	1 744,4
April	2 523,0	1,6	8 712,8	1 691,0	11 235,8	1 692,6
Mei	1 976,6	1,5	8 003,8	1 819,1	9 980,4	1 820,6
Juni	2 389,5	2,0	9 370,5	2 027,7	11 760,0	2 029,7
Juli	2 107,9	1,4	10 518,0	1 675,3	12 625,9	1 676,7
Agustus	2 206,8	8,2	9 964,8	1 546,1	12 171,6	1 554,3
September	2 000,2	3,9	7 653,9	1 579,6	9 654,1	1 583,5
Oktober	2 384,4	35,2	9 735,6	1 748,7	12 120,0	1 783,9
November	2 947,0	28,1	10 060,6	1 859,3	13 007,6	1 887,4
Desember	2 643,0	5,5	10 503,7	1 881,1	13 146,7	1 886,6
Peranan Terhadap Total Impor (%)						
2009 Desember	20,34	0,41	79,66	99,59	100,00	100,00
2010 Januari	20,41	0,06	79,59	99,94	100,00	100,00
Februari	21,53	0,87	78,47	99,13	100,00	100,00
Maret	20,52	0,79	79,48	99,21	100,00	100,00
April	22,46	0,09	77,54	99,91	100,00	100,00
Mei	19,80	0,08	80,20	99,92	100,00	100,00
Juni	20,32	0,10	79,68	99,90	100,00	100,00
Juli	16,70	0,08	83,30	99,92	100,00	100,00
Agustus	18,13	0,53	81,87	99,47	100,00	100,00
September	20,72	0,25	79,28	99,75	100,00	100,00
Oktober	19,67	1,97	80,33	98,03	100,00	100,00
November	22,66	1,49	77,34	98,51	100,00	100,00
Desember	20,10	0,29	79,90	99,71	100,00	100,00

Dari total nilai impor migas Indonesia, impor melalui Kawasan Berikat hanya sebesar USD5,5 juta atau 0,21 persen, sedangkan sisanya sebanyak USD2.637,5 juta (99,79 persen) di Luar Kawasan Berikat. Sementara itu, nilai impor nonmigas di Luar Kawasan Berikat mencapai USD8.622,6 juta atau 82,09 persen dan yang melalui Kawasan Berikat sebesar USD1.881,1 juta (17,91 persen).



Dilihat dari peranannya, selama tiga belas bulan terakhir impor migas memberikan kontribusi rata-rata 20,26 persen per bulan dan impor nonmigas sebesar 79,74 persen per bulan. Sementara itu, pada Desember 2010 peranan impor migas mencapai 20,10 persen yang berarti angka tersebut berada sedikit di bawah rata-rata. Sebaliknya peranan impor nonmigas berada di atas rata-rata yaitu 79,90 persen.

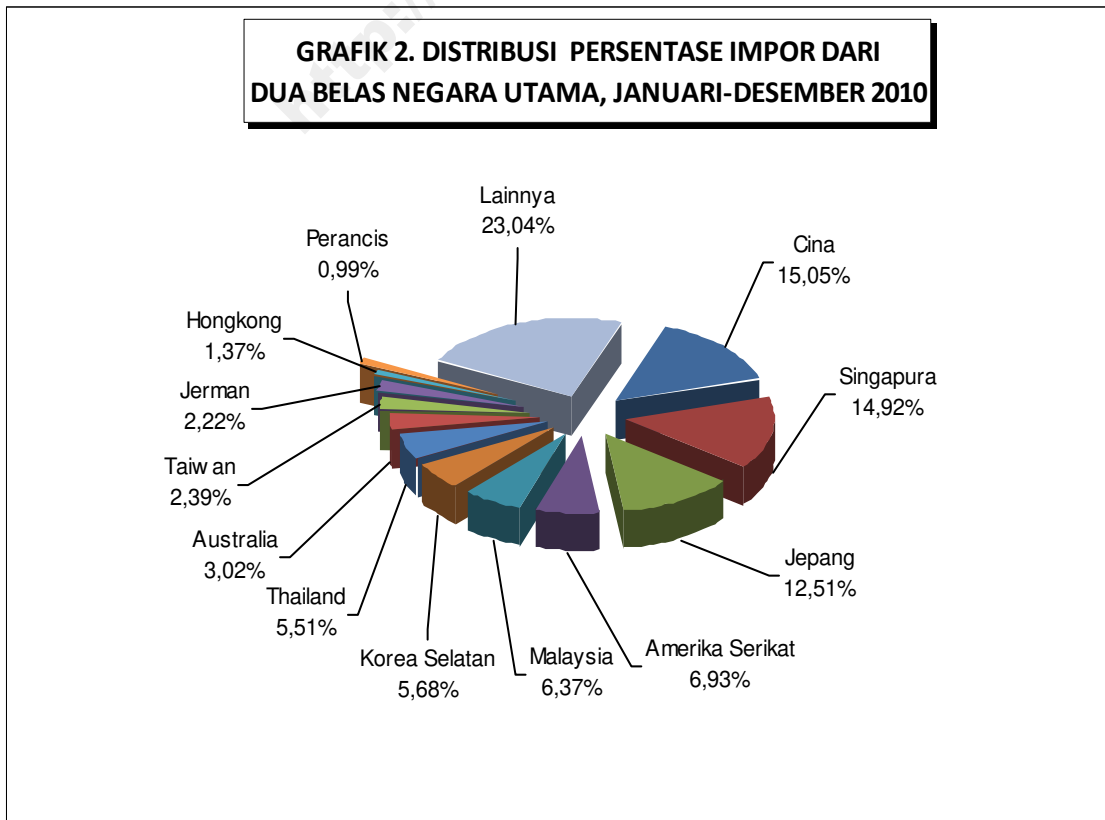
Dengan diterapkannya Sistem Perdagangan Umum (*General Trade System*) dalam pencatatan statistik impor, secara keseluruhan nilai impor barang yang tercatat mengalami kenaikan yang nyata (signifikan).

**TABEL 2. PERKEMBANGAN IMPOR MIGAS DAN NONMIGAS
JANUARI-DESEMBER, 2006-2010**

Bulan/ Tahun	Nilai CIF (JutaUSD)			Peranan (%)			
	Migas	Nonmigas	Total	Migas	Nonmigas	Total	
Jan-Des:							
SPK:	2006	18 962,9	42 102,6	61 065,5	31,05	68,95	100,00
	2007	21 932,8	52 540,6	74 473,4	29,45	70,55	100,00
SPU:	2008	30 552,9	98 644,4	129 197,3	23,65	76,35	100,00
	2009	18 980,7	77 848,5	96 829,2	19,60	80,40	100,00
	2010	27 412,7	108 250,6	135 663,3	20,21	79,79	100,00

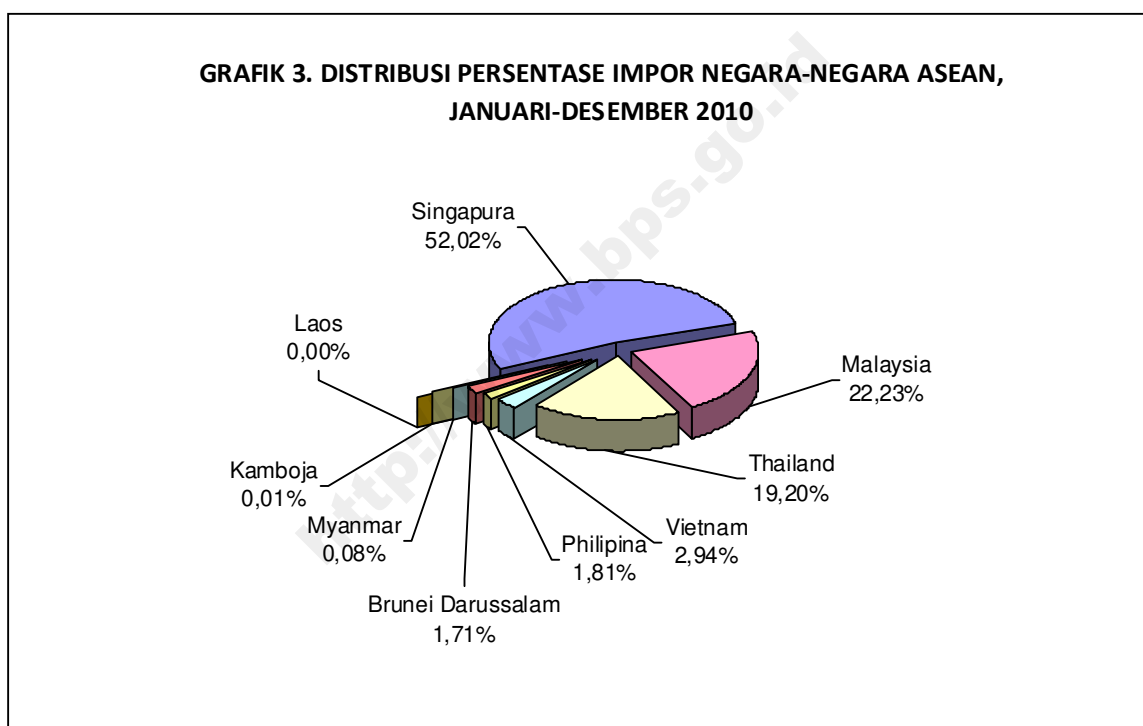
Keterangan : SPK = Sistem Perdagangan Khusus
SPU = Sistem Perdagangan Umum

Impor migas Januari-Desember 2010 sebesar USD27.412,7 juta atau meningkat 44,42 persen jika dibandingkan impor migas periode yang sama tahun sebelumnya. Demikian halnya dengan impor nonmigas Januari-Desember 2010 yaitu sebesar USD108.250,6 juta atau meningkat sebesar 39,05 persen dibanding impor nonmigas Januari-Desember 2009 yang sebesar USD77.848,5 juta. Dilihat dari nilainya, selama Januari-Desember periode 2006-2010 di dominasi oleh impor nonmigas dengan rata-rata peranan sebesar 75,21 persen per tahun. Dengan demikian dapat disimpulkan bahwa perekonomian Indonesia selama ini masih bertumpu pada impor sektor nonmigas.



Dari keseluruhan nilai impor pada Januari-Desember 2010, 76,96 persen berasal dari dua belas negara utama. Cina menempati posisi pertama, yaitu 15,05 persen dari total impor Indonesia, diikuti oleh Singapura (14,92 persen), Jepang (12,51 persen), Amerika Serikat (6,93 persen), Malaysia (6,37 persen), Korea Selatan (5,68 persen), Thailand (5,51 persen), Australia (3,02 persen), Taiwan (2,39 persen), Jerman (2,22 persen), Hongkong (1,37 persen), dan Perancis (0,99 persen).

Impor terbesar pada Januari-Desember 2010 berasal dari kelompok sembilan negara APEC Lainnya yakni mencapai 40,81 persen atau sebesar USD55.355,6 juta. Kelompok negara ASEAN berada di urutan berikutnya dengan peranan sebesar 28,68 persen (USD38.912,2 juta), kemudian diikuti kelompok negara NAFTA sebesar 7,90 persen (USD10.720,4 juta), kelompok negara Uni Eropa 7,27 persen (USD9.862,5 juta), sedangkan kelompok negara lainnya menyumbang 15,34 persen (USD20.812,6 juta).



Jika dilihat impor Indonesia dari kelompok ASEAN, selama Januari-Desember 2010 peranan impor yang paling tinggi adalah dari *Singapura* dengan peranan sebesar 52,02 persen dari total impor ASEAN. *Malaysia* menempati urutan kedua sebesar 22,23 persen, diikuti oleh *Thailand* (19,20 persen), *Vietnam* (2,94 persen), *Philipina* (1,81 persen), *Brunei Darussalam* (1,71 persen), sementara peranan impor dari *Myanmar*, *Kamboja* dan *Laos* masih di bawah satu persen.

Dari kelompok negara Uni Eropa, selama Januari-Desember 2010 peranan impor yang paling tinggi adalah dari *Jerman* dengan peranan sebesar 30,49 persen dari total impor Uni Eropa. *Perancis* menempati urutan kedua dengan peranan 13,59 persen, diikuti oleh *Inggris* (9,51 persen),

Italia (9,22 persen), dan Swedia (7,36 persen).

**TABEL 3. NILAI DAN PERANAN IMPOR
DARI KELOMPOK NEGARA ASEAN, NAFTA, DAN UNI EROPA
JANUARI-DESEMBER, 2009 DAN 2010**

KELOMPOK NEGARA	Januari-Desember 2009		Januari-Desember 2010		Perubahan Jan-Des'10 thd Jan-Des'09 (%)
	Nilai (Juta USD)	Peranan (%)	Nilai (Juta USD)	Peranan (%)	
APEC					
ASEAN	27 722,0	28,63	38 912,2	28,68	40,37
Thailand	4 612,9	4,76	7 470,7	5,51	61,95
Singapura	15 550,4	16,06	20 240,8	14,92	30,16
Philipina	544,0	0,56	706,3	0,52	29,83
Malaysia	5 688,4	5,88	8 648,7	6,38	52,04
Myanmar	29,1	0,03	31,9	0,02	9,62
Kamboja	3,4	0,00	4,7	0,00	38,24
Brunei Darussalam	639,6	0,66	666,2	0,49	4,16
Laos	0,4	0,00	0,6	0,00	50,00
Vietnam	653,8	0,68	1 142,3	0,84	74,72
NAFTA	8 216,2	8,49	10 720,4	7,90	30,48
Amerika Serikat	7 084,0	7,32	9 399,1	6,93	32,68
Kanada	992,5	1,03	1 108,4	0,82	11,68
Meksiko	139,7	0,14	212,9	0,15	52,40
NEGARA APEC LAINNYA	36 901,9	38,11	55 355,6	40,81	50,01
Jepang	9 843,7	10,17	16 965,8	12,51	72,35
Hongkong	1 698,2	1,75	1 860,4	1,37	9,55
Korea Selatan	4 742,3	4,90	7 703,0	5,68	62,43
Taiwan	2 393,2	2,47	3 241,9	2,39	35,46
Cina	14 002,2	14,46	20 424,2	15,05	45,86
Papua New Guinea	40,3	0,04	25,3	0,02	-37,22
Australia	3 436,0	3,55	4 099,0	3,02	19,30
Selandia Baru	556,8	0,57	726,9	0,54	30,55
Chili	189,2	0,20	309,1	0,23	63,37
UNI EROPA	8 679,9	8,96	9 862,5	7,27	13,62
Jerman	2 373,5	2,45	3 006,7	2,22	26,68
Perancis	1 633,1	1,69	1 340,5	0,99	-17,92
Inggris	844,6	0,87	937,9	0,69	11,05
Italia	726,1	0,75	909,7	0,67	25,29
Swedia	712,3	0,74	725,6	0,53	1,87
Belanda	554,1	0,57	681,9	0,50	23,06
Belgia	434,4	0,45	555,4	0,41	27,85
Finlandia	227,0	0,23	358,7	0,26	58,02
Spanyol	254,0	0,26	309,3	0,23	21,77
Austria	259,3	0,27	292,0	0,22	12,61
Denmark	116,6	0,12	168,4	0,12	44,43
Hungaria	108,4	0,11	146,9	0,11	35,52
Irlandia	185,6	0,19	102,0	0,08	-45,04
Cheska	46,6	0,05	67,9	0,05	45,71
Yunani	32,8	0,03	66,9	0,05	103,96
Uni Eropa Lainnya	171,5	0,18	192,7	0,14	12,36
LAINNYA	15 309,2	15,81	20 812,6	15,34	35,95

TOTAL IMPOR	96 829,2	100,00	135 663,3	100,00	40,11
-------------	----------	--------	-----------	--------	-------

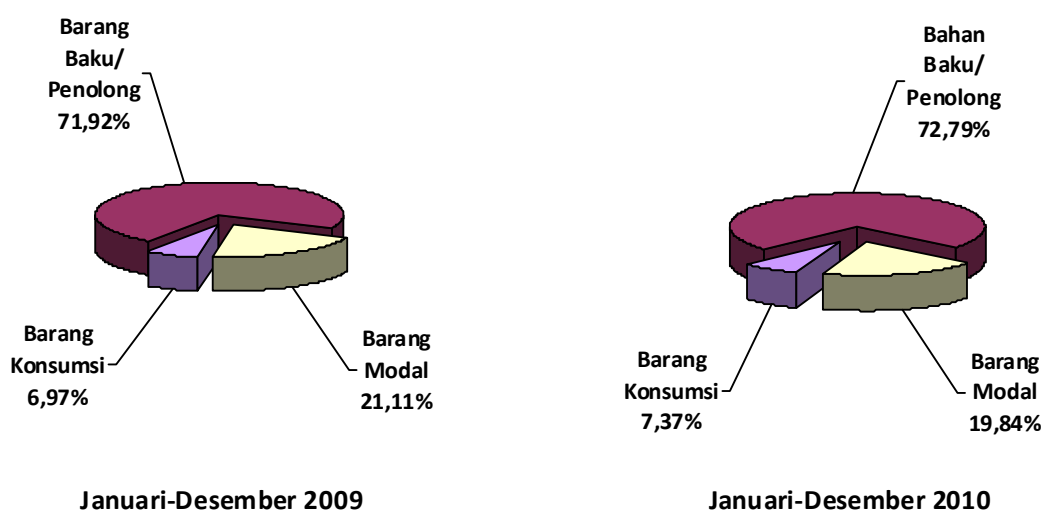
TABEL 4. IMPOR MENURUT GOLONGAN PENGGUNAAN BARANG
JANUARI – DESEMBER, 2006 - 2010

Bulan/ Tahun	Nilai CIF (Juta USD)				Peranan (%)			
	Barang Konsumsi	Bahan Baku/ Penolong	Barang Modal	Total	Barang Konsumsi	Bahan Baku/ Penolong	Barang Modal	Total
Jan-Des :								
SPK: 2006	4 738,2	47 171,4	9 155,9	61 065,5	7,76	77,25	14,99	100,00
2007	6 539,1	56 484,7	11 449,6	74 473,4	8,78	75,85	15,37	100,00
SPU: 2008	8 303,7	99 492,7	21 400,9	129 197,3	6,43	77,01	16,56	100,00
2009	6 752,6	69 638,1	20 438,5	96 829,2	6,97	71,92	21,11	100,00
2010	9 991,6	98 755,1	26 916,6	135 663,3	7,37	72,79	19,84	100,00

Keterangan : SPK = Sistem Perdagangan Khusus
SPU = Sistem Perdagangan Umum

Rata-rata nilai impor Januari-Desember periode 2006-2010 adalah sebesar USD99.445,7 juta dengan rata-rata nilai impor barang konsumsi dan peranannya USD7.265,0 juta (7,46 persen), impor *bahan baku/penolong* sebesar USD74.308,4 juta (74,97 persen), dan impor *barang modal* sebesar USD17.872,3 juta (17,57 persen). Jika dibandingkan Januari-Desember 2009, maka nilai impor semua golongan barang periode yang sama pada 2010 mengalami peningkatan yang cukup tinggi. Peningkatan tertinggi terjadi pada kelompok *barang konsumsi* yaitu sebesar 47,97 persen. Sementara itu, impor kelompok *bahan baku/penolong* dan *barang konsumsi* meningkat masing-masing sebesar 41,81 persen dan 31,70 persen.

**GRAFIK 4. PERSENTASE NILAI IMPOR INDONESIA
MENURUT GOLONGAN PENGGUNAAN BARANG
JANUARI-DESEMBER, 2009 DAN 2010**



Dilihat dari peranannya selama Januari-Desember periode 2006-2010, rata-rata peranan tertinggi diberikan oleh impor *bahan baku/penolong* yaitu 74,97 persen, diikuti oleh rata-rata impor *barang modal* sebesar 17,57 persen dan rata-rata impor *barang konsumsi* sebesar 7,46 persen. Sementara itu, peran *barang konsumsi* yang tertinggi dicapai di tahun 2007 yaitu sebesar 8,78 persen. Golongan *bahan baku/penolong* memberikan peranan tertinggi di tahun 2006 sebesar 77,25 persen, sedangkan golongan *barang modal* peran tertingginya dicapai pada tahun 2009 sebesar 21,11 persen.

Jika dibandingkan dengan periode yang sama tahun sebelumnya, peranan nilai impor *barang konsumsi* dan *bahan baku/penolong* terhadap keseluruhan nilai impor pada Januari-Desember 2010 mengalami peningkatan masing-masing dari 6,97 persen menjadi 7,37 persen (naik 0,40 poin) dan dari 71,92 persen menjadi 72,79 persen (naik 0,87 poin). Sebaliknya impor *barang modal* menurun dari 21,11 persen menjadi 19,84 persen (turun 1,27 poin).

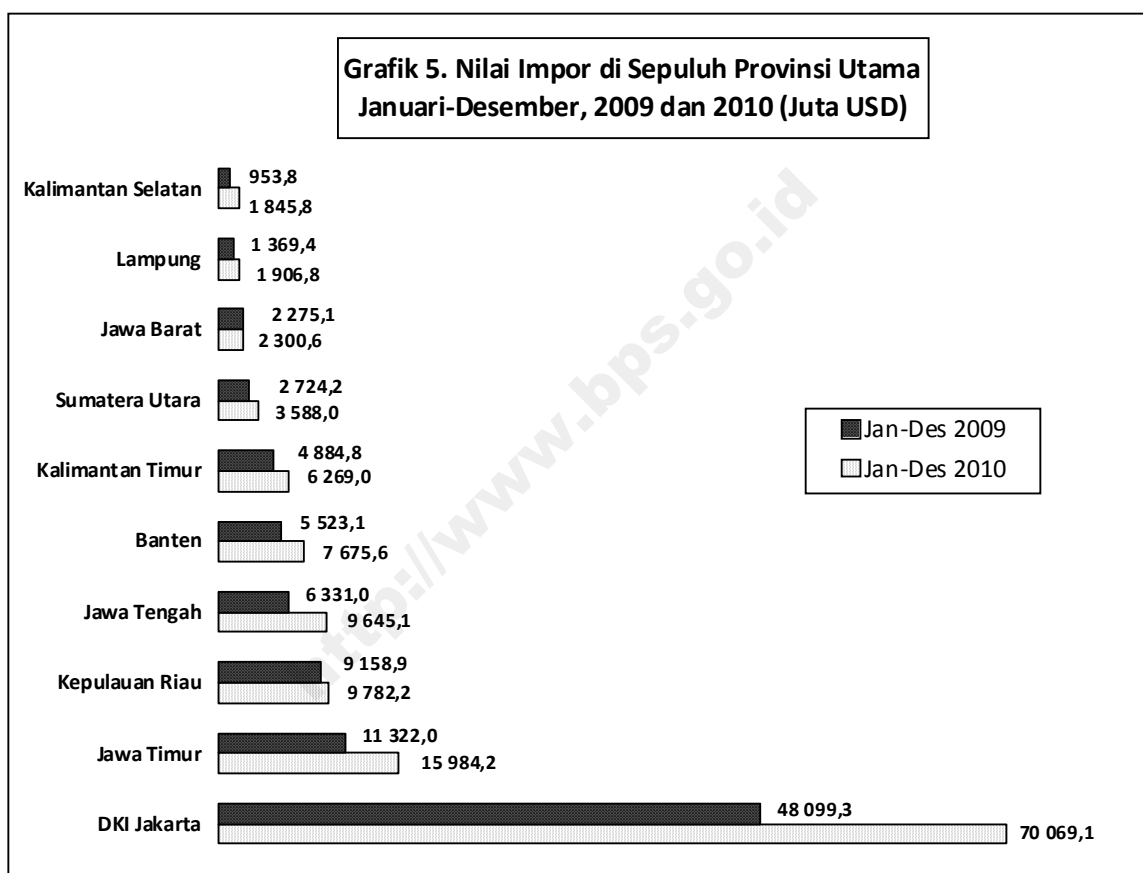
Menurut golongan barang SITC (*Standard International Trade Classification*) 1 dijit, kelompok barang utama impor selama Januari-Desember 2010 adalah kelompok *mesin dan alat angkutan* dengan nilai sebesar USD48.524,3 juta dan memberikan peran sebesar 35,77 persen dari total impor Indonesia. Dilihat dari nilainya, maka nilai impor kelompok ini meningkat sebesar 35,86 persen jika dibandingkan bulan yang sama tahun sebelumnya. Namun, dilihat dari peranan impor kelompok barang ini mengalami penurunan sebesar 1,11 poin yaitu dari 36,88 persen menjadi 35,86 persen.

**TABEL 5. IMPOR MENURUT SITC-1 DIJIT
JANUARI-DESEMBER, 2009 DAN 2010**

SITC	Januari-Desember 2009		Januari-Desember 2010		Perubahan Jan-Des'10 thd Jan-Des'09 (%)
	Nilai (Juta USD)	Peranan (%)	Nilai (Juta USD)	Peranan (%)	
0 Bahan Makanan dan Binatang Hidup	7 270,5	7,51	9 675,4	7,13	33,08
1 Minuman dan Tembakau	423,8	0,44	535,0	0,39	26,24
2 Bahan Baku dan Hasil Tambang	4 979,9	5,14	7 288,3	5,37	46,35
3 Minyak dan Bahan Bakar Mineral	19 066,6	19,69	27 505,8	20,28	44,26
4 Minyak Nabati dan Hewani	114,0	0,12	160,1	0,12	40,44
5 Bahan Kimia dan produknya	11 803,8	12,19	16 698,8	12,31	41,47
6 Barang-barang Buatan Pabrik	14 125,1	14,59	20 461,1	15,08	44,86
7 Mesin dan Alat Angkutan	35 716,6	36,88	48 524,3	35,77	35,86
8&9 Lainnya	3 328,9	3,44	4 814,5	3,55	44,63
TOTAL IMPOR	96 829,2	100,00	135 663,3	100,00	40,11

Impor kelompok barang SITC 1 dijit yang terbesar berikutnya adalah *minyak dan bahan bakar mineral* dengan nilai USD27.505,8 juta dengan peran sebesar 20,28 persen, diikuti oleh *barang-barang buatan pabrik* sebesar USD20.461,1 juta (15,08 persen). Selanjutnya yaitu *bahan kimia dan produknya* sebesar USD16.698,8 juta (12,31 persen), *bahan makanan dan binatang hidup* sebesar USD9.675,4 juta (7,13 persen), *bahan baku dan hasil tambang* sebesar USD7.288,3 juta (5,37 persen), *kelompok barang lainnya* sebesar USD4.814,5 juta (3,55 persen), *minuman dan tembakau* sebesar USD535,0 juta (0,39 persen), dan *minyak nabati dan hewani* sebesar USD160,1 juta (0,12 persen).

Selama Januari-Desember 2010, pelabuhan di DKI Jakarta membongkar barang impor terbesar dibanding dengan pelabuhan di provinsi lain, yaitu sebesar USD70.069,1 juta atau 51,65 persen dari total impor Indonesia. Provinsi dengan impor terbesar kedua adalah Jawa Timur yang mencapai USD15.984,2 juta (11,78 persen), diikuti Kepulauan Riau USD9.782,2 juta (7,21 persen), Jawa Tengah USD9.645,1 juta (7,11 persen), Banten USD7.675,6 juta (5,66 persen), Kalimantan Timur USD6.269,0 juta (4,62 persen), Sumatera Utara USD3.588,0 juta (2,65 persen), dan Jawa Barat sebesar USD2.300,6 juta (1,70 persen). Kemudian nilai impor yang masuk melalui provinsi Lampung dan Kalimantan Selatan masing-masing sebesar US\$1.906,8 juta dan US\$1.845,8 juta. Sementara nilai impor ke provinsi lainnya masih berada di bawah USD1,5 miliar.



Selama Januari-Desember 2010, sepuluh provinsi utama diatas mengalami peningkatan nilai impor yang cukup besar jika dibandingkan periode yang sama tahun 2009. Dari sepuluh provinsi utama tersebut, dua diantaranya mengalami peningkatan di atas 50 persen, yaitu Kalimantan Selatan sebesar 93,52 persen dan Jawa Tengah sebesar 52,35 persen. Kemudian, enam provinsi berikutnya meningkat antara 25-50 persen yaitu, DKI Jakarta sebesar 45,68 persen, Jawa Timur sebesar 41,18 persen, Lampung sebesar 39,24 persen, Banten sebesar 38,97 persen, Sumatera Utara sebesar 31,71 persen, dan Kalimantan Timur sebesar 28,34 persen. Sementara itu, dua provinsi lainnya mengalami peningkatan dibawah 25 persen, yaitu Kepulauan Riau dan Jawa Barat masing-masing sebesar 6,81 persen dan 1,12 persen.

**TABEL 6. NILAI DAN PERANAN IMPOR MENURUT PROVINSI*)
JANUARI-DESEMBER 2009 DAN 2010**

Provinsi	Januari-Desember 2009		Januari-Desember 2010		Perubahan Jan-Des'10 thd Jan-Des'09 (%)
	Nilai (Juta USD)	Peranan (%)	Nilai (Juta USD)	Peranan (%)	
Nanggroe Aceh Darussalam	117,0	0,12	38,4	0,03	-67,18
Sumatera Utara	2 724,2	2,81	3 588,0	2,65	31,71
Sumatera Barat	346,2	0,36	751,4	0,55	117,04
Riau	732,1	0,76	1 118,6	0,83	52,79
Jambi	92,5	0,10	252,5	0,19	172,97
Sumatera Selatan	220,0	0,23	365,8	0,27	66,27
Bengkulu	4,4	0,00	5,8	0,00	31,82
Lampung	1 369,4	1,41	1 906,8	1,41	39,24
Bangka Belitung	56,4	0,06	73,7	0,05	30,67
Kepulauan Riau	9 158,9	9,46	9 782,2	7,21	6,81
DKI Jakarta	48 099,3	49,67	70 069,1	51,65	45,68
Jawa Barat	2 275,1	2,35	2 300,6	1,70	1,12
Jawa Tengah	6 331,0	6,54	9 645,1	7,11	52,35
D I Yogyakarta	1,0	0,00	1,4	0,00	40,00
Jawa Timur	11 322,0	11,69	15 984,2	11,78	41,18
Banten	5 523,1	5,70	7 675,6	5,66	38,97
B a l i	715,3	0,74	952,6	0,70	33,17
Nusa Tenggara Barat	177,9	0,18	300,4	0,22	68,86
Nusa Tenggara Timur	5,6	0,01	50,6	0,04	803,57
Kalimantan Barat	86,0	0,09	153,8	0,11	78,84
Kalimantan Tengah	35,0	0,04	58,8	0,04	68,00
Kalimantan Selatan	953,8	0,99	1 845,8	1,36	93,52
Kalimantan Timur	4 884,8	5,04	6 269,0	4,62	28,34
Sulawesi Utara	19,6	0,02	71,3	0,05	263,78
Sulawesi Tengah	13,0	0,01	18,7	0,01	43,85
Sulawesi Selatan	649,1	0,67	987,3	0,73	52,10
Sulawesi Tenggara	7,7	0,01	1,7	0,00	-77,92
Gorontalo	0,0	0,00	17,4	0,01	---
Maluku	97,2	0,10	334,0	0,25	243,62
Maluku Utara	0,0	0,00	17,2	0,01	---
Papua Barat	11,0	0,01	49,1	0,04	346,36
Papua	800,6	0,83	976,4	0,72	21,96
TOTAL IMPOR	96 829,2	100,00	135 663,3	100,00	40,11

Keterangan : *) = melalui pelabuhan bongkar yang terdapat di provinsi

I-1. IMPOR MENURUT GOLONGAN BARANG HS / IMPORT BY HS COMMODITY GROUPS
A. MENURUT 21 GOLONGAN BARANG (HS) / BY 21 HS COMMODITY GROUP
***** DESEMBER / DECEMBER 2010 *****

H S	Uraian golongan barang <i>Group description</i>	Berat bersih / <i>Net weight (Kg)</i>		Nilai / <i>Value C.I.F (U S \$)</i>	
		Bulan ini <i>Current month</i>	Kumulatif <i>Cum. Jan. to date</i>	Bulan ini <i>Current month</i>	Kumulatif <i>Cum. Jan. to date</i>
I	Live animals; animal product	76,876,158	910,752,962	154,229,218	2,065,042,246
II	Vegetable products	1,500,150,438	11,868,053,491	723,738,372	5,052,462,662
III	Fats, oils, waxes of animal/vegetable	6,048,250	131,021,400	10,517,714	180,123,593
IV	Foodstuffs,beverages,spirits and tobacco	779,102,409	6,638,906,392	515,099,156	4,534,876,922
IX	Wood and its articles,plaiting materials	49,625,241	663,525,583	29,442,670	334,206,634
V	Mineral products	4,704,876,634	51,601,302,614	2,779,623,014	28,665,581,909
VI	Prod. of chemical or allied industries	1,213,469,775	12,590,061,959	1,196,742,549	12,544,981,229
VII	Plastics, rubber and articles there of	273,985,470	2,857,617,834	638,402,751	6,487,799,093
VIII	Raw hides, skins, leather and articles	8,941,985	87,845,424	53,374,238	485,652,434
X	Pulp, paper and articles there of	353,039,479	4,271,722,677	248,073,872	2,729,471,340
XI	Textiles & textile articles	141,359,577	1,536,881,057	655,931,799	6,186,386,757
XII	Footwear, umbrellas, artificial flowers	6,010,225	57,174,326	29,698,975	282,365,270
XIII	Cement, plaster, glass, ceramic products	81,179,346	855,961,801	63,848,428	694,226,260
XIV	Pearls & precious/semiprecious stones	1,350,856	11,324,789	15,925,284	143,261,700
XIX	Arms and amunition; parts & accesories	33,088	347,824	4,653,321	156,469,830
XV	Base metals and articles there of	1,068,127,613	11,268,304,982	1,305,615,721	13,773,098,835
XVI	Machinery,electric,electronic equipments	262,594,795	2,918,165,175	3,333,251,420	35,652,181,986
XVII	Vechiles, aircraft, and vessels	249,268,498	2,126,815,455	1,113,880,428	12,982,157,812
XVIII	Optical,photographic,musical instruments	7,668,822	85,195,613	190,284,576	1,889,508,834
XX	Miscellaneous manufactures articles.	23,520,713	219,016,717	84,140,633	820,099,800
XXI	Works of art,antiques special provisions	150,095	1,004,243	196,440	3,328,902
	TOTAL IMPORT	10,807,379,467	110,701,002,318	13,146,670,579	135,663,284,048

I-1. IMPOR MENURUT GOLONGAN BARANG (HS) / IMPORT BY HS COMMODITY GROUPS
B. MENURUT GOLONGAN BARANG 2 DIJIT HS / BY COMMODITY 2 DIGITS HS
***** DESEMBER / DECEMBER 2010 *****

H S	Uraian golongan barang <i>Group description</i>	Berat bersih / <i>Net weight (Kg)</i>		Nilai / <i>Value C.I.F (U S \$)</i>	
		Bulan ini <i>Current month</i>	Kumulatif <i>Cum. Jan. to date</i>	Bulan ini <i>Current month</i>	Kumulatif <i>Cum. Jan. to date</i>
01	Live animals	10,149,015	210,685,633	24,596,530	450,595,428
02	Meat and edible meat offal	14,153,392	142,004,654	39,142,064	402,701,284
03	Fish and crustaceans	32,187,488	226,720,203	28,434,567	216,312,730
04	Dairy products, bird's eggs, natural honey	19,125,502	319,080,391	60,210,512	958,578,901
05	Products of animal origin	1,260,761	12,262,081	1,845,545	36,853,903
06	Live trees and other plants	40,446	672,960	289,666	2,245,037
07	Edible vegetables and certain roots and tubers	60,425,603	659,663,830	42,116,519	431,904,226
08	Edible fruits and nuts	86,441,135	667,287,465	82,180,600	655,386,591
09	Coffee, tea, mate, and spices	6,264,944	72,495,935	6,956,452	85,393,853
10	Cereals	1,017,064,346	7,039,146,399	404,745,692	2,159,217,925
11	Products of the milling industry; malt, starches	100,321,801	1,414,515,528	44,729,540	559,331,886
12	Oil seeds and oleaginous fruits; grains,seed, and fruits	228,779,965	2,000,656,026	139,001,765	1,102,260,081
13	Lac; gums; resins and other vegetable saps and extracts	662,327	10,160,398	3,657,116	55,968,330
14	Vegetable plaiting materials; vegetable products	149,871	3,454,950	61,022	754,733
15	Animal or vegetable oils/fats and their cleavage products	6,048,250	131,021,400	10,517,714	180,123,593
16	Preparations of meat/fish/crustaceans/mollucs or other aquatic	439,211	4,850,373	1,231,771	14,068,615
17	Sugar and sugar confectionery	299,391,805	2,029,918,655	204,584,713	1,252,841,493
18	Cocoa and cocoa preparations	3,403,308	47,415,215	11,624,403	164,551,718
19	Preparations of cereals, flour, starch or milk; pastrycooks'	5,833,566	67,435,623	13,364,026	154,161,603
20	Preparations of vegetables, fruits, nuts or other part of plants	4,879,766	65,913,316	6,022,119	80,195,285
21	Miscellaneous edible preparations	10,211,987	140,505,209	36,658,983	461,543,749
22	Beverages, spirit, and vinegar	8,135,851	82,769,451	7,011,882	66,221,602
23	Residues and waste from the food industries	441,576,929	4,121,798,068	205,050,389	1,870,754,466
24	Tobacco and manufactured tobacco substitutes	5,229,986	78,300,482	29,550,870	470,538,391
25	Salts; sulphur; earths and stone; plastering materials, lime and	871,448,446	8,525,885,941	76,709,917	708,808,047
26	Ores, slag, and ash	209,663,879	2,337,248,757	52,015,083	426,065,418
27	Mineral fuels, mineral oils and products of their distillation	3,623,764,309	40,738,167,916	2,650,898,014	27,530,708,444
28	Inorganic chemicals	321,403,335	3,146,920,257	143,568,945	1,349,354,177
29	Organic chemicals	349,788,268	3,817,293,063	514,029,540	5,326,435,182
30	Pharmaceutical products	1,426,656	22,217,568	45,244,069	484,496,652
31	Fertilizers	428,533,916	4,196,620,752	139,066,749	1,403,414,359
32	Tanning or dyeing extracts	27,620,161	320,423,259	83,801,688	931,661,931
33	Essential oils and resinoids; perfumery, cosmetic or toilet	6,697,116	79,908,439	56,534,211	641,945,383
34	Soap, organic surfasce-active agents, washing, and lubricating	15,723,235	180,019,886	37,583,906	434,654,707
35	Albuminoidal substances; modified starches; glues; enzymes	12,878,097	207,911,989	27,127,132	335,646,763
36	Explosives; pyrotechnic products; matches; certain combustible	1,848,330	17,384,063	10,267,794	90,940,194
37	Photographic and cinematographic goods	1,236,665	13,381,617	7,523,165	74,507,529
38	Miscellaneous chemical products	46,313,996	587,981,066	131,995,350	1,471,924,352
39	Plastics and articles thereof	229,752,386	2,350,047,173	476,126,902	4,817,052,563
40	Rubber and articles thereof	44,233,084	507,570,661	162,275,849	1,670,746,530

I-1. IMPOR MENURUT GOLONGAN BARANG (HS) / *IMPORT BY HS COMMODITY GROUPS*
 B. MENURUT GOLONGAN BARANG 2 DIJIT HS / *BY COMMODITY 2 DIGITS HS*
 *** DESEMBER / *DECEMBER 2010* ***

H S	Uraian golongan barang <i>Group description</i>	Berat bersih / <i>Net weight (Kg)</i>		Nilai / <i>Value C.I.F (U S \$)</i>	
		Bulan ini <i>Current month</i>	Kumulatif <i>Cum. Jan. to date</i>	Bulan ini <i>Current month</i>	Kumulatif <i>Cum. Jan. to date</i>
41	Raw hides, skins, and leather	5,903,300	57,373,237	38,643,440	349,979,756
42	Articles of leather; saddlery and harness; travel goods and similar	3,026,961	30,254,020	14,580,708	132,442,414
43	Furskins and artificial fur; manufactures thereof	11,724	218,167	150,090	3,230,264
44	Wood and articles of wood; wood charcoal	49,517,354	662,199,280	29,079,879	329,560,363
45	Cork and articles of cork	70,682	828,055	285,770	3,141,509
46	Manufactured of straw or other plaiting materials; basketware	37,205	498,248	77,021	1,504,762
47	Pulp of wood or of other fibrous cellulosic material; recovered	302,512,929	3,663,663,966	145,040,742	1,596,431,242
48	Paper and paperboard; articles of paper pulp or of	49,987,969	602,381,827	98,331,867	1,083,597,190
49	Printed books, newspapers, pictures, and other products of	538,581	5,676,884	4,701,263	49,442,908
50	Silk	89,509	800,384	917,755	6,845,401
51	Wool, fine or coarse animal hair; horse hair yarn, woven fabrics of	386,523	4,098,688	7,247,773	64,633,136
52	Cotton	66,942,812	756,701,965	245,715,529	2,232,084,611
53	Other vegetable textile fibres; paper yarns and woven fabrics of	1,608,456	15,752,451	4,497,968	31,473,722
54	Man-made filaments	13,078,333	147,660,838	82,887,121	840,912,747
55	Man-made staple fibres	22,303,017	247,852,231	75,081,567	802,825,735
56	Wadding, felt, and non-wovens	6,332,071	60,301,303	23,572,683	213,985,108
57	Carpets and other textile floor coverings	1,501,791	15,468,540	3,497,598	35,033,135
58	Special woven fabrics; tufted textile fabrics; lace; tapestries;	2,154,006	20,093,754	26,304,797	241,555,222
59	Impregnated, coated, covered or laminated textile fabrics	7,426,641	74,767,661	41,618,419	400,813,257
60	Knitted or crocheted fabrics	12,213,526	118,733,228	108,083,928	948,069,792
61	Articles of apparel and clothing accessories, knitted or crocheted	1,803,876	19,344,149	12,793,009	128,102,429
62	Articles of apparel and clothing accessories, not knitted or	1,810,596	22,833,917	14,898,550	160,522,880
63	Other made up textile articles; sets; worn clothing and worn	3,708,420	32,471,948	8,815,102	79,529,582
64	Footwear, gaiters and the like; parts of such articles	4,182,031	45,567,431	25,381,265	244,196,800
65	Headgear and parts thereof	123,253	1,698,231	915,225	11,551,174
66	Umbrellas, walking sticks, seat-sticks, whips, riding crops and	1,502,344	8,227,613	2,457,976	13,112,691
67	Prepared feathers and articles; artificial flowers; articles of	202,597	1,681,051	944,509	13,504,605
68	Articles of stone, plaster, cement, asbestos, mica or similar	19,591,066	179,622,737	19,359,675	193,354,307
69	Ceramic products	36,964,872	363,647,742	19,936,521	214,437,872
70	Glass and glassware	24,623,408	312,691,322	24,552,232	286,434,081
71	Natural and cultured pearls, precious/semi precious stones, and	1,350,856	11,324,789	15,925,284	143,261,700
72	Iron and steel	840,711,367	8,662,020,919	639,381,059	6,371,546,038
73	Articles of iron and steel	124,877,113	1,453,699,965	291,392,697	3,451,023,539
74	Copper and articles thereof	10,815,640	185,105,317	89,912,463	1,137,071,495
75	Nickel and articles thereof	153,469	2,054,294	2,858,227	30,128,129
76	Aluminium and articles thereof	48,600,551	514,620,003	140,974,040	1,359,697,381
78	Lead and articles thereof	10,222,909	90,554,518	24,570,543	201,097,100
79	Zinc and articles thereof	9,979,094	125,112,733	24,181,927	288,552,393
80	Tin and articles thereof	847,946	3,273,408	3,086,881	27,735,708
81	Other base metal; cermets; and articles thereof	201,061	4,453,608	4,377,350	49,046,753
82	Tools, implements, cutlery, spoon and forks, of base metal and	6,398,191	58,682,290	38,778,051	367,830,730
83	Miscellaneous articles of base metal	15,320,272	168,727,927	46,102,483	489,369,569
84	Nuclear reactors, boilers, machinery and mechanical appliances;	188,864,969	2,081,406,564	1,863,833,724	20,019,020,782
85	Electrical machinery and equipments; sound	73,729,826	836,758,611	1,469,417,696	15,633,161,204
86	Railway and tramway locomotive, mechanical traffic, and all	2,006,157	12,202,110	16,698,094	84,994,030
87	Vehicles other than railway/tramway, and parts and accessories	68,048,855	759,241,009	482,399,669	5,737,402,615
88	Aircraft and its components	467,715	8,383,712	239,452,881	3,528,060,204
89	Ships, boat, and floating structures	165,801,440	1,184,417,596	226,682,853	1,959,545,338
90	Optical, photographic, cinematographic, measuring, checking,	5,571,893	64,208,567	172,893,288	1,714,843,428
91	Clocks and watches and parts thereof	722,726	6,040,440	4,061,927	35,214,851
92	Musical instruments; parts and accessories of such articles	1,374,203	14,946,606	13,329,361	139,450,555
93	Arms and ammunition; parts and accessories thereof	33,088	347,824	4,653,321	156,469,830
94	Furnitures, bedding, mattress supports, cushions and stuffed	12,020,793	111,797,966	36,189,123	335,458,992
95	Toys, games and sports requisiters; parts and accessories thereof	5,575,576	46,036,144	16,690,862	167,166,556
96	Miscellaneous manufactured articles	5,924,344	61,182,607	31,260,648	317,474,252
97	Works of arts, collectors' piece and antiques	150,095	1,004,243	196,440	3,328,902
98	Vehicles in ckd and their components	12,944,331	162,571,028	148,646,931	1,672,155,625
	TOTAL IMPORT	10,807,379,467	110,701,002,318	13,146,670,579	135,663,284,048

I-1. IMPOR MENURUT GOLONGAN BARANG (HS) / IMPORT BY HS COMMODITY GROUPS
C. MENURUT 40 GOLONGAN BARANG (HS) TERBESAR / BY BIG 40 COMMODITIES (HS)
*** DESEMBER / DECEMBER 2010 ***

H S	Uraian golongan barang Group description	Berat bersih / Net weight (Kg)		Nilai / Value C.I.F (U S \$)	
		Bulan ini Current month	Kumulatif Cum. Jan. to	Bulan ini Current month	Kumulatif Cum. Jan. to
2709001000	Crude Petroleum Oil	1,335,488,946	14,221,281,784	874,340,420	8,507,704,315
2710111200	Motor Spirit, Premium Unleaded	775,236,545	8,395,666,529	627,427,785	6,498,849,299
2710197100	High Speed Diesel Fuel	580,953,694	8,497,025,026	413,455,342	5,573,811,517
8802401000	Aeroplanes Of An Unladen Weight > 15,000 Kg	368,182	4,620,020	172,742,580	3,023,621,246
8517120000	Telephones For Cellular Networks/for Other Wireless Networks	1,821,225	16,825,020	240,240,297	2,318,123,398
1001901900	Other Wheat, For Human Consumption	454,561,813	4,669,474,938	174,008,391	1,386,148,108
2710117000	Naphtha, Reformate Or Preparations For Preparing Spirits	232,349,846	1,611,608,241	182,644,806	1,163,223,412
2304000000	Oil-cake&other Solid Residues,in Pellet Form, From The Extract Of Soyabean	339,229,798	2,868,875,287	148,969,160	1,162,000,754
5201000000	Cotton, Not Carded/combed.	53,006,985	613,036,077	123,624,320	1,148,390,585
7207121000	Slabs Of Iron/non Alloy, Cont.< 0,25% Of Carbon, Other Than Square	146,594,488	1,957,144,287	86,314,140	1,104,032,597
2710111600	Other Motor Spirit, Unleaded	38,361,767	1,275,745,858	31,119,344	984,009,914
2710111100	Motor Spirit, Premium Leaded	18,354,606	1,243,596,956	15,232,208	943,273,524
8704102200	Damper Designed For Off Highway, > 24 T Not Ckd	6,227,247	86,155,581	82,837,973	917,450,584
8471302000	Laptop Incl Notebooks	814,478	9,587,151	88,276,174	910,381,079
1201009000	Other Soya Beans, Whether Or Not Broken	200,468,147	1,737,528,089	109,808,646	837,964,487
2902430000	P-xylene	55,951,565	777,529,497	72,390,123	808,572,572
8529904000	Parts Of Digital Cameras/video Camera Recorders With App Of Hd 85.25 To	223,897	4,952,377	40,423,249	792,872,401
8429520000	Mach With A 360,revolving Super Struct, Mech Shovels,excavators And Shove	15,622,556	156,006,849	84,175,295	768,904,786
2710197200	Other Diesel Fuel	132,818,702	1,083,361,771	100,355,500	737,202,204
3104200000	Potassium Chloride	196,338,204	1,763,285,461	79,312,463	719,164,141
8517709900	Other Parts In Subheading 85.17.70	646,907	8,018,537	45,434,649	693,486,479
8542390000	Other Electronic Integrated Circuits	231,259	3,090,923	62,896,000	683,125,178
1701110010	Cane Sugar,icumsa Minimal 1200	264,556,385	1,169,234,925	179,207,260	660,206,351
2901210000	Ethylene	65,829,122	589,528,725	67,304,959	632,619,049
9801202000	Vhcls Of Head 8704 With 5 Ton < Gross Weight <= 24 Ton, Incmpltly Knocked	5,021,440	57,283,553	56,809,018	617,528,738
8443910000	Part & Accessori Of Print Machinery Used For Print By Component Of Head	1,101,775	13,947,628	49,813,514	574,098,771
7403110000	Refined Copper For Cathodes And Sections Of Cathodes	4,482,456	74,130,499	38,065,302	537,441,715
2710197900	Other Fuel Oils	92,315,546	1,054,472,595	46,049,139	509,699,324
3902102000	Polypropylene In Granule Form	49,286,892	377,018,631	68,539,447	498,988,753
7204490000	Other Ferrous Waste And Scrap :	177,212,261	1,261,229,577	68,557,321	487,420,529
8431499000	Oth Parts Of Machinery Of Heading 84.26, 84.29/84.30	6,572,454	72,421,976	40,543,254	479,519,643
8708999300	Other Parts,acces For Other Vehicles Of Heading 87.03	7,226,855	56,163,188	55,576,953	468,503,867
1029010000	Live Oxen, Other Than Pure-bred Breeding Animals	9,981,963	208,583,779	24,130,788	445,079,728
2711130000	Liquid Butanes	99,234,135	583,970,059	92,674,418	443,650,323
8542900000	Parts Of Electronic Integrated Circuits	227,400	2,834,035	52,553,869	427,987,753
9801102000	Oth Vhcl Of Head 8703 With (4x2) System Incompletely Knocked Down, For	3,762,879	45,071,216	40,791,171	424,397,810
2711120000	Liquid Propane	101,224,635	541,005,071	90,758,806	412,925,804
8528512000	Oth Color Monitor Use In An Auto Data Process System Head. 84.71	897,511	13,345,717	25,351,416	405,273,181
4702000000	Chemical Wood Pulp, Dissolving Grades.	38,605,832	380,622,166	44,114,425	402,794,165
9801203000	Vhcls Of Head 8704 With Gross Weight >24 Ton,incompltly Knocked Down,for	2,195,093	36,795,175	26,866,594	386,307,306

I-2 IMPOR MENURUT GOLONGAN BARANG SITC / IMPORT BY SITC COMMODITY GROUPS
 *** DESEMBER / DECEMBER 2010 ***

SITC	Uraian golongan barang Group description	Berat bersih / Net weight (Kg)		Nilai / Value C.I.F. (US \$)	
		Bulan ini Current month	Kumulatif Cum. Jan. to date	Bulan ini Current month	Kumulatif Cum. Jan. to date
A. By Commodity 1 digit SITC					
0	Bahan makanan dan binatang hidup	2,087,399,207	16,655,322,812	1,198,185,746	9,675,435,053
1	Minuman dan tembakau	13,269,054	160,349,239	36,416,237	534,997,209
2	Bahan mentah	1,804,248,047	18,247,894,407	750,752,510	7,288,341,504
3	Bahan bakar, bahan penyemir, dsb	3,621,834,155	40,698,033,830	2,649,871,257	27,505,775,991
4	Minyak/lemak nabati dan hewan	5,797,849	122,656,885	9,832,776	160,122,517
5	Bahan kimia	1,402,954,650	14,834,953,016	1,597,019,241	16,698,747,446
6	Hasil industri menurut bahan	1,291,273,756	14,237,279,193	1,995,277,031	20,461,130,236
7	Mesin dan alat pengangkutan	512,059,941	5,047,340,240	4,451,112,062	48,524,243,846
8	Hasil industri lainnya	67,876,815	691,608,513	450,286,370	4,729,961,834
9	Barang dan transaksi khusus lainnya	665,993	5,564,183	7,917,349	84,528,412
	TOTAL IMPORT	10,807,379,467	110,701,002,318	13,146,670,579	135,663,284,048
B. By Commodity 2 digit SITC					
00	Live animal for food	10,149,015	210,685,633	24,596,530	450,595,428
01	Meat and meat preparations	14,369,297	143,542,125	39,749,020	407,347,292
02	Dairy product and eggs	18,475,337	305,083,486	59,071,540	936,955,682
03	Fish, crustaceans, molluscs and their preparations	32,401,864	229,964,734	29,042,582	225,621,048
04	Cereals and cereal preparations	1,094,755,460	7,896,084,417	440,605,642	2,508,560,010
05	Fruits and vegetables	152,266,248	1,399,574,460	130,952,565	1,176,227,059
06	Sugar, sugar preparations, and honey	300,200,351	2,045,824,907	206,529,421	1,281,697,926
07	Coffee, tea, cocoa, and spices	9,977,974	125,230,680	20,035,980	282,220,499
08	Feeding stuff for animals	441,855,468	4,122,647,259	205,120,623	1,871,001,389
09	Miscellaneous food preparations	12,948,193	176,685,111	42,481,843	535,208,720
11	Beverages	8,039,068	82,048,757	6,865,367	64,458,818
12	Tobacco and tobacco manufactured	5,229,986	78,300,482	29,550,870	470,538,391
21	Hides, skins and furskins	1,638,232	18,398,631	940,932	11,258,953
22	Oil seeds, nuts, and kernels	228,031,259	1,992,140,729	137,506,903	1,079,128,127
23	Crude rubber	25,332,863	277,573,017	61,641,738	626,789,087
24	Wood, lumber, and cork	15,648,950	250,235,149	10,047,157	125,873,480
25	Pulp and waste paper	302,512,929	3,663,663,966	145,040,742	1,596,431,242
26	Textile fibres and their waste	71,515,157	819,726,284	169,792,580	1,695,657,349
27	Crude fertilizers and crude minerals	715,548,529	6,704,791,561	71,385,363	654,004,486
28	Metalliferous ores and metal scraps	441,483,645	4,487,599,249	147,151,133	1,381,104,549
29	Crude animals and vegetable materials, nes	2,536,483	33,765,821	7,245,962	118,094,231
32	Coal, coke, and briquettes	8,762,474	128,555,073	2,929,558	39,052,605
33	Petroleum and petroleum products	3,412,598,119	39,443,419,814	2,463,442,103	26,603,414,088
34	Gas; natural and manufactured	200,473,562	1,126,058,943	183,499,596	863,309,298
41	Animal oils and fats	347,308	5,434,139	997,740	18,836,378
42	Fixed vegetable oils/fats	2,323,559	78,647,447	3,701,633	82,944,997
43	Animal vegetable oils/fats	3,126,982	38,575,299	5,133,403	58,341,142
51	Organic chemicals	351,022,663	3,837,381,053	501,902,528	5,130,767,789
52	Inorganic chemicals	277,700,416	2,690,758,448	127,131,681	1,185,023,108
53	Dyeing, tanning, and colouring materials	27,913,019	324,777,715	84,559,115	938,992,603
54	Medical and pharmaceutical products	2,243,807	34,575,097	62,285,936	744,238,353
55	Essential oils and perfumery materials	14,681,672	178,363,790	75,767,742	876,627,859
56	Manufactured fertilizers	427,873,825	4,187,727,197	138,766,295	1,398,410,591
57	Plastics in primary forms	190,655,316	1,918,284,189	343,717,008	3,423,986,127
58	Plastics in non-primary forms	23,387,802	258,325,987	70,802,750	749,511,664
59	Chemical materials and its products, nes	87,476,130	1,404,759,540	192,086,186	2,251,189,352
61	Leather, leather med, nes	4,299,457	39,328,644	38,162,238	342,102,313
62	Rubber manufactured, nes	18,637,227	227,251,240	99,263,137	1,028,731,607
63	Wood and cork manufactured	33,939,086	412,792,186	19,318,492	206,828,392
64	Paper, paperboard, and manufactured thereof	49,104,024	593,897,901	87,893,812	989,512,731
65	Textile yarns, fabrics, and their products	67,055,684	683,682,501	459,623,925	4,216,038,474
66	Non metallic minerals manufactured	241,194,791	2,742,824,867	71,333,636	784,828,001
67	Iron and steel	736,385,225	7,922,429,977	711,262,095	7,396,194,962
68	Non ferrous metals	72,302,855	830,620,822	259,099,087	2,741,081,402
69	Manufactured of metal, nes	68,355,407	784,451,055	249,320,609	2,755,812,354
71	Power generating machine and equipments	38,506,117	459,374,417	408,443,995	4,345,354,444
72	Machinery specialized for particular industry	71,233,277	746,730,053	604,810,647	6,211,102,025
73	Metalworking machinery	10,188,753	90,584,675	83,478,413	760,188,484
74	General industrial machinery and equipments	72,663,414	812,682,931	640,633,061	7,051,195,202
75	Office machinery and automatic data processing	8,304,268	100,380,870	249,641,182	2,733,162,459
76	Telecommunication and reproducers apparatus	13,481,428	166,445,078	580,283,842	6,360,233,248
77	Electrical machinery and apparatus	49,359,540	556,512,144	780,791,902	8,235,643,340
78	Road vehicles	80,248,604	912,822,975	622,942,588	7,274,991,536
79	Other transportation equipments	168,074,540	1,201,807,097	480,086,432	5,552,373,108
81	Sanitary, plumbing, and fittings	5,998,612	54,804,583	19,651,547	175,676,150
82	Furniture	8,754,376	83,248,936	21,484,189	219,677,858
83	Traveling goods	2,822,246	28,256,622	12,493,904	116,361,015
84	Clothing	4,860,205	55,252,007	34,764,511	365,263,483
85	Footwear	4,182,031	45,567,431	25,381,265	244,196,800
87	Professional, scientific, and contractor instruments	4,651,787	55,845,183	118,667,968	1,240,988,098
88	Photographic apparatus, equipments and optics	2,793,980	27,437,026	32,136,855	324,440,158
89	Miscellaneous manufactured articles	33,813,578	341,196,725	185,706,131	2,043,358,272
96	Coin; not being legal tender	665,408	5,239,875	2,783,772	21,859,158
97	Gold; non monetary	585	324,308	5,133,577	62,669,254
	TOTAL IMPORT	10,807,379,467	110,701,002,318	13,146,670,579	135,663,284,048

I-2 IMPOR MENURUT GOLONGAN BARANG SITC / IMPORT BY SITC COMMODITY GROUPS
 *** DESEMBER / DECEMBER 2010 ***

SITC	Uraian golongan barang Group description	Berat bersih/ Net weight (Kg)		Nilai/Value C.I.F (US\$)	
		Bulan ini Current month	Kumulatif Cum.Jan.to date	Bulan ini Current month	Kumulatif Cum.Jan.to date
	C. By Commodity 3 digit SITC				
001	Live Animals Other Than Fish	10,149,015	210,685,633	24,596,530	450,595,428
011	Meat Of Bovine Animals Fresh, Chilled Or Frozen	7,959,856	90,505,738	25,536,168	289,506,475
012	Other Meat, Other Edible Meat Offal, Fresh, Chilled Or Frozen	6,193,536	51,439,855	13,605,896	112,757,490
016	Meat And Edible Meat Offal, Salted, Dried, Edible Flour Of Meat	0	59,977	0	438,848
017	Meat And Edible Meat Offal, Prepared Or Preserved	215,905	1,536,555	606,956	4,644,479
022	Milk,cream, And Milk Products Other Than Butter Or Cheese	16,161,118	273,393,202	48,285,511	789,374,579
023	Butter And Other Fats From Milk	771,971	14,641,983	4,183,290	70,890,011
024	Cheese And Curds	1,460,160	15,683,427	6,082,719	69,388,243
025	Eggs, Birds, And Egg Yolks; Fresh, Dried Or Otherwise Preserved	82,088	1,364,874	520,020	7,302,849
034	Fish, Fresh, Chilled Or Frozen	27,109,412	176,766,842	21,594,716	149,631,697
035	Fish, Dried Salted Or In Brine; Smoked Fish	3,521,610	37,594,104	2,986,409	32,593,239
036	Crustaceans, Molluscs, And Aquatic Invertebrates	1,556,466	12,358,341	3,853,442	34,086,265
037	Fish, Crustaceans, Molluscs, And Other Aquatic Invertebrates; Prepared	214,376	3,245,447	608,015	9,309,847
041	Wheat And Meslin, Unmilled	491,535,923	4,810,538,500	186,538,563	1,424,275,381
042	Rice	291,540,483	687,581,501	151,347,276	360,784,998
043	Barley, Unmilled	22,527	51,091	9,713	23,875
044	Maize, Unmilled	232,349,885	1,527,516,025	66,326,424	369,076,312
045	Cereals, Unmilled	1,615,528	13,459,282	523,716	5,057,359
046	Meal And Flour Of Wheat And Flour Of Meslin	70,017,309	776,460,958	26,864,877	261,653,054
047	Other Cereal Meals And Flours	707,556	7,506,857	260,564	2,869,997
048	Cereal Preparations And Preparations Of Flours/starches Of Fruit	6,966,249	72,970,203	8,734,509	84,819,034
054	Vegetables, Fresh, Chilled, Frozen Or Simply Preserved	59,619,958	651,397,336	40,161,683	412,657,655
056	Vegetables, Roots And Tubers, Prepared Or Preserved Nes	3,847,636	48,130,054	5,124,375	64,941,482
057	Fruit And Nut; Fresh Or Dried	86,423,260	666,679,918	82,072,061	653,716,858
058	Fruits, Preserved And Preparations	1,428,507	21,512,304	1,914,808	24,816,101
059	Fruit And Vegetable Juices	946,887	11,854,848	1,679,638	20,094,963
061	Sugar, Molasses, And Honey	299,147,073	2,037,171,112	203,528,603	1,255,523,421
062	Sugar Confectionery	1,053,278	8,653,795	3,000,818	26,174,505
071	Coffee And Coffee Substitutes	630,533	23,550,320	2,517,509	57,722,501
072	Cocoa	2,674,334	41,063,852	8,037,199	137,372,454
073	Chocolate And Other Food Preparations Containing Cocoa	728,974	6,351,363	3,587,204	27,179,264
074	Tea And Mate	1,074,238	12,394,221	2,026,777	27,955,465
075	Spices	4,869,895	41,870,924	3,867,291	31,990,815
081	Feeding Stuff For Animals	441,855,468	4,122,647,259	205,120,623	1,871,001,389
091	Margarine And Shortening	250,372	4,224,185	684,346	18,534,526
098	Edible Products And Preparations	12,697,821	172,460,926	41,797,497	516,674,194
111	Non-alcoholic Beverages, Nes	7,943,219	80,860,379	5,922,999	56,786,819
112	Alcoholic Beverages	95,849	1,188,378	942,368	7,671,999
121	Tobacco, Unmanufactured And Refused	4,447,002	65,685,470	23,297,963	378,710,251
122	Tobacco, Manufactured	782,984	12,615,012	6,252,907	91,828,140
211	Hides And Skins, Raw	1,638,223	18,377,448	931,451	11,084,391
212	Furskins, Raw	9	21,183	9,481	174,562
222	Oil Seeds Use For Extraction Ofsoft Fixed Vegetable Oils	226,908,401	1,987,332,908	136,364,506	1,070,599,747
223	Oil Seeds Use For Extraction Of Other Fixed Vegetable Oils	1,122,858	4,807,821	1,142,397	8,528,380
231	Natural Rubber Latex;natural Rubber And Similar Natural Gums	1,589,269	17,189,327	4,043,038	38,006,560
232	Synthetic Rubber Latex, Synthetic/reclaimed Rubber	23,743,594	260,383,690	57,598,700	588,782,527
244	Cork,natural,raw And Waste	18,151	105,640	87,190	359,921
245	Fuel Wood And Wood Charcoal	1,267,574	40,566,005	345,063	9,256,699
246	Wood In Chips Or Particles And Waste	365,055	6,580,502	142,940	1,477,781
247	Wood In The Rough Or Roughly Squared	3,552,221	60,686,138	1,406,788	17,310,224
248	Wood, simply Worked And Railway Sleeper Of Wood	10,445,949	142,296,864	8,065,176	97,468,855
251	Pulp And Waste Paper	302,512,929	3,663,663,966	145,040,742	1,596,431,242
261	Silk	0	11,774	0	218,902
263	Cotton	53,113,997	614,258,454	123,784,329	1,151,346,669
264	Jute And Other Textile Bast Fibres	145,076	454,570	224,358	638,076
265	Vegetable Textile Fibres,raw Or Processed;waste Of These Fibres	216,123	1,379,625	227,901	1,232,863
266	Synthetic Fibres Suitable For Spinning	15,351,205	151,679,666	33,904,850	334,724,730
267	Other Man-made Fibres Suitable For Spinning And Waste	2,368,896	48,019,525	10,206,437	191,866,499
268	Wool And Other Animal Hair	117,224	1,528,951	1,069,238	12,975,027
269	Old Clothing And Other Old Textile Articles; Rags	202,636	2,393,719	375,467	2,654,583
272	Fertilizers, Crude	120,694,856	667,366,668	16,373,974	93,650,059
273	Stone, Sand And Gravel	164,274,734	2,121,872,068	8,906,737	89,996,758
274	Sulphur And Unroasted Iron Pyrites	24,901,618	365,078,940	4,739,311	54,577,961
277	Natural Abrasives	1,676,789	20,448,769	685,145	8,904,849
278	Other Crude Minerals	404,000,532	3,530,025,116	40,680,196	406,874,859
281	Iron Ore And Concentrates	207,782,200	2,306,493,470	49,985,738	392,663,608
282	Waste And Scrap Metal Of Iron/steel	185,273,344	1,642,359,536	72,034,569	635,716,755
283	Copper Ores And Concentrates	5,377	188,462	64,623	980,128
284	Nickel Ores And Concentrates	1	1,074	250	47,368
285	Aluminium Ores And Concentrates	43,769,046	457,263,830	16,504,854	165,373,538
287	Ores And Concentrates Of Basemetals	1,806,251	29,238,793	1,815,425	29,655,385
288	Non-ferrous Base Metal Waste And Scraps	2,847,426	52,021,851	6,745,674	155,691,482
289	Ores And Concentrates Of Precious Metals; Waste,scraps	0	32,233	0	976,285
291	Crude Animal Materials	1,260,761	12,262,081	1,845,545	36,853,903
292	Crude Vegetable Materials	1,275,722	21,503,740	5,400,417	81,240,328
321	Coals, Pulverized Or Not	2,245,787	55,229,526	676,889	12,555,941
322	Briquettes, Lignite And Peat	139,787	4,581,082	110,688	2,567,512

I-2 IMPOR MENURUT GOLONGAN BARANG SITC / IMPORT BY SITC COMMODITY GROUPS
 *** DESEMBER / DECEMBER 2010 ***

SITC	Uraian golongan barang Group description	Berat bersih/ Net weight (Kg)		Nilai/Value C.I.F (US\$)	
		Bulan ini Current month	Kumulatif Cum.Jan.to date	Bulan ini Current month	Kumulatif Cum.Jan.to date
	C. By Commodity 3 digit SITC				
325	Coke And Semi Coke Of Coal/lignite/peat	6,376,900	68,744,465	2,141,981	23,929,152
333	Petroleum Oil, Crude	1,363,806,040	14,249,626,890	897,846,535	8,531,249,355
334	Petroleum Products, Refined	1,958,932,118	24,482,308,807	1,514,287,686	17,654,276,131
335	Residual Petroleum Products, And Related Materials	89,859,961	711,484,117	51,307,882	417,888,602
342	Liquefied Propane And Butane	200,458,770	1,124,975,130	183,433,224	856,576,127
343	Natural Gas, Liquefied Or Not	1,932	3,245	372	26,080
344	Petroleum Gases And Other Gas	12,724	987,552	60,927	6,615,707
345	Coal Gas, Water Gas And Similar Gas	136	93,016	5,073	91,384
411	Animal Oils And Fats	347,308	5,434,139	997,740	18,836,378
421	Fixed Vegetable Fats And Oils Soft,crude,refined Or Fractioned	1,904,058	25,466,610	2,885,016	34,318,211
422	Fixed Vegetable Fats And Oils Solid,crude,refined Or Fractioned	419,501	53,180,837	816,617	48,626,786
431	Animal And Vegetable Oil; Fat Processed And Their Wax	3,126,982	38,575,299	5,133,403	58,341,142
511	Hydrocarbon And Their Halogenated, Nitrated Derivatives	202,173,315	2,152,782,191	236,731,817	2,303,062,623
512	Alcohols,phenols,phenol-alcohols And Their Halogenated	63,552,833	783,733,607	72,806,655	779,490,540
513	Carboxylic Acids,and Their Anhydrides,halides,peroxides	38,411,382	423,224,343	54,793,074	591,798,179
514	Nitrogen-function Compounds	16,547,269	175,413,182	42,115,323	478,092,575
515	Organo-inorganic And Heterocyclic Compounds	16,199,506	167,819,921	66,851,016	694,286,874
516	Other Organic Chemicals	14,138,358	134,407,809	28,604,643	284,036,998
522	Inorganic Chemical Elements, Oxides And Halogen Salts	131,758,087	997,485,467	72,877,818	623,009,349
523	Metallicsalts And Peroxysalts	143,848,721	1,667,420,154	51,174,347	523,360,644
524	Other Inorganic Chemicals;chemical Compound Of Precious Metals	2,067,076	25,676,245	2,533,823	27,749,146
525	Radioactive And Associated Materials	26,532	176,582	545,693	10,903,969
531	Synthetic Organic; Colouring Matter	6,028,060	63,113,792	28,564,370	306,681,486
532	Dyeing/tanning Extracts And Synthetic Tanning Materials	410,481	7,952,982	832,491	13,571,625
533	Pigments, Paints, Varnishes, And Related Materials	21,474,478	253,710,941	55,162,254	618,739,492
541	Medicinal And Pharmaceutical Products	1,129,132	18,281,638	31,312,687	411,228,347
542	Medicaments, Including Veterinary Medicaments	1,114,675	16,293,459	30,973,249	333,010,006
551	Essential Oils, Perfumes, And Flavour Materials	1,836,828	30,827,599	23,850,859	352,596,551
553	Perfumery, Cosmetics, And Toilet Preparations	4,860,288	49,080,840	32,683,352	289,348,832
554	Soap,cleansing And Polishing Preparations	7,984,556	98,455,351	19,233,531	234,682,476
562	Fertilizers, Manufactured	427,873,825	4,187,727,197	138,766,295	1,398,410,591
571	Polymers Of Ethylene In Primary Forms	50,921,961	547,996,475	75,496,202	771,047,842
572	Polimers Of Styrene In Primary Forms	11,835,745	156,005,482	23,669,244	309,520,039
573	Polimers Of Vinyl Chloride In Primary Forms	3,428,190	41,845,439	6,459,096	70,685,028
574	Poliacetals And Polycarbons In Primary Forms	19,486,233	224,898,270	54,525,584	546,275,247
575	Other Plastics In Primary Forms	96,675,761	907,632,621	179,762,826	1,711,562,994
579	Waste And Scrap Of Plastics	8,307,426	39,905,902	3,804,056	14,894,977
581	Tubes, Pipes, And Hoses Of Plastics	2,365,051	21,244,890	8,122,835	108,216,299
582	Plates, Sheets, And Film Of Plastics	20,766,933	234,393,634	61,701,115	629,018,462
583	Monofilament And Rod Of Plastics	255,818	2,687,463	978,800	12,276,903
591	Disinfectants, Insecticides, And Fungicides Put In Forms	6,297,327	51,938,601	19,356,092	221,557,554
592	Starches, Inulin, And Wheat Glutenal Buminoidal Substances; Glues	37,765,485	784,028,062	39,845,499	575,501,836
593	Explosive And Pyrotechnic Products	1,830,934	17,112,651	10,200,376	89,921,526
597	Additive For Mineral Oils	12,136,177	197,013,445	33,688,959	447,941,625
598	Miscellaneous Chemical Products	29,446,207	354,656,480	88,995,260	916,234,326
599	Residual products of chemical or allied industries, sewage sludge;other	0	10,301	0	32,485
611	Leathers	4,265,077	38,995,789	37,711,989	338,895,365
612	Manufactures And Composition Leathers	34,266	311,883	444,284	2,592,709
613	Furskins, Tanned Or Dressed	114	20,972	5,965	614,239
621	Materials Of Rubber	4,129,852	66,904,095	20,949,686	239,105,371
625	Rubber Tyre,tyre Cases,tyre Treads,inner Tubes, And Tyre Flaps	10,603,039	110,099,028	43,811,595	429,470,281
629	Articles Of Rubbers	3,904,336	50,248,117	34,501,856	360,155,955
633	Cork Manufactures	52,531	722,415	198,580	2,781,588
634	Veneers,plywood,improved/reconstituted Wood Worked	32,594,049	398,805,669	14,487,139	163,432,785
635	Wood Manufactures	1,292,506	13,264,102	4,632,773	40,614,019
641	Papers And Paperboards	37,934,023	486,297,778	52,248,783	651,440,728
642	Paper And Paperboard Cut To Size/shape And Article Of Papers	11,170,001	107,600,123	35,645,029	338,072,003
651	Textile Yarns	11,488,061	123,879,457	43,457,115	420,210,352
652	Cotton Fabrics, Woven	11,441,352	121,880,710	111,829,471	1,012,565,261
653	Fabrics, Woven, Of Man-made Fibres	10,318,873	113,367,013	83,527,575	803,993,699
654	Textile Fabrics, Woven, Other Than Of Cotton Or Man-made Fibres	802,680	7,032,306	10,158,886	76,813,849
655	Knitted Or Crocheted Fabrics	12,213,526	118,733,228	108,083,928	948,069,792
656	Tulle,lace,embroidery,ribbons,trimmings And Other Small Wares	2,107,604	18,705,425	25,433,767	227,480,421
657	Special Yarns,textile fabrics	13,665,722	134,382,331	65,186,382	614,310,912
658	Made-up Articles, Wholly/chiefly Of Textile Materials	3,509,060	30,173,796	8,385,616	77,194,677
659	Floor Coverings	1,508,806	15,528,235	3,561,185	35,399,511
661	Lime,cement And Fabricated Construction Materials	166,506,721	1,945,630,419	10,254,191	118,820,623
662	Clay And Refactory Construction Materials	35,036,163	348,108,308	17,565,185	188,792,700
663	Mineral Manufactures	12,799,745	118,475,985	18,451,437	189,255,708
664	Glass	15,256,900	207,492,325	15,146,441	181,886,411
665	Glassware	8,540,819	96,521,480	8,141,803	90,581,897
666	Pottery	3,051,782	26,558,313	1,642,854	13,612,784
667	Pearl, Precious And Semi Precious Stones	2,661	38,037	131,725	1,877,878
671	Pig Iron,spiegeleisen,sponge Iron, And Ferro-alloys	17,258,543	270,947,728	14,522,681	180,484,122
672	Ingots And Other Iron/steel In Primary Forms	177,371,270	2,413,965,681	109,820,694	1,416,499,190
673	Flat Rolled Products, Not Clad	257,798,078	2,086,586,202	204,079,494	1,637,095,979
674	Flat Rolled Products, Clad Or Plated	54,268,892	638,423,269	60,783,592	682,328,024

I-2 IMPOR MENURUT GOLONGAN BARANG SITC / IMPORT BY SITC COMMODITY GROUPS
 *** DESEMBER / DECEMBER 2010 ***

SITC	Uraian golongan barang Group description	Berat bersih/ Net weight (Kg)		Nilai/Value C.I.F (US\$)	
		Bulan ini Current month	Kumulatif Cum.Jan.to date	Bulan ini Current month	Kumulatif Cum.Jan.to date
	C. By Commodity 3 digit SITC				
675	Flat Rolled Products And Alloy Steels	50,814,660	535,810,972	76,903,196	747,543,095
676	Iron/steel Bars, Rods, Angels, Shaped And Sections	84,570,425	894,268,496	81,845,825	847,204,705
677	Rail/railway And Tractor Construction Of Iron/steel Materials	3,038,705	44,826,622	5,459,186	52,326,171
678	Wire Of Iron/steel	14,108,158	195,255,626	20,224,007	238,176,167
679	Tubes, Pipes, Hollow Profile, Pipe Fitting Of Iron/steel	77,156,494	842,345,381	137,623,420	1,594,537,509
681	Silver, Platinum, And Other Metal Of The Platinum Groups	12,349	80,199	2,455,624	19,041,852
682	Copper	10,028,859	165,030,330	81,866,876	999,527,152
683	Nickel	99,421	1,435,263	1,874,489	22,672,109
684	Aluminium	42,698,644	451,443,437	121,102,695	1,182,050,037
685	Lead	10,111,925	89,871,570	24,238,806	198,802,032
686	Zinc	9,128,961	118,345,597	22,461,562	268,994,555
687	Tin	85,454	1,266,302	1,979,939	21,231,100
689	Miscellaneous Non-ferrous Basemetals Employed In Metallurgy	137,242	3,148,124	3,119,096	28,762,565
691	Structures And Parts Of Iron/steel Or Aluminium	5,770,633	146,394,758	11,318,620	386,546,642
692	Metal Containers For Storage And Transportations	4,576,359	49,547,390	15,934,570	172,386,920
693	Wire Products And Fencing Grills	6,960,338	70,699,513	14,873,663	143,237,780
694	Nails, Screws, Nuts, Bolts, Rivets Of Iron/steel Or Copper	10,138,212	102,251,036	59,493,171	515,769,819
695	Tools For Used In The Hand Or In Machines	4,860,433	45,522,357	32,627,620	318,511,572
696	Cutlery	1,388,733	12,058,632	5,993,136	48,032,555
697	Household Equipment Of Base Metals	4,140,976	36,443,950	10,176,924	90,380,066
699	Manufactures Of Base Metals	30,519,723	321,533,419	98,902,905	1,080,947,000
711	Steam And Other Vapour Generating Boilers And Parts	4,794,020	108,961,297	12,234,491	637,830,843
712	Steam Or Other Generating Boilers And Parts	3,657,972	39,868,621	16,698,418	505,153,420
713	Internal Combustion Piston Engines And Parts	16,058,223	163,950,357	155,398,297	1,648,726,699
714	Engines And Motors, Non-electric And Parts	1,355,153	4,584,987	102,009,605	414,970,522
716	Rotating Electric Plants And Parts	12,003,221	132,377,870	113,955,143	989,329,223
718	Other Power Generating Machines And Parts	637,528	9,631,285	8,148,041	149,343,737
721	Agricultural Machinery And Parts	2,215,842	16,199,858	13,620,567	105,663,108
722	Tractors	298,002	7,050,569	1,931,303	46,786,215
723	Civil Engineering And Contractor Plants And Equipments/parts	37,280,099	375,591,360	237,907,003	2,361,285,848
724	Textile/leather Machinery And Parts	8,977,122	84,393,606	84,217,004	641,057,558
725	Papermill/pulpmill Machinery And Paper Cutting Machines	3,135,114	28,926,035	34,594,624	339,982,695
726	Printing/book Binding Machinery And Parts	2,130,440	27,824,787	61,847,565	770,156,162
727	Food Processing Machines And Parts	3,062,317	46,547,942	23,643,534	284,610,302
728	Other Machines And Equipment Specialized For Particular Industry	14,134,341	160,195,896	147,049,047	1,661,560,137
731	Machine Tools By Removing Metal	2,952,722	29,500,027	30,096,339	288,437,019
733	Machine Tool For Working Metals	3,831,857	30,329,548	22,270,633	183,723,117
735	Parts Of Machine Tools	359,232	4,799,614	6,765,084	83,783,203
737	Metalworking Machinery And Parts	3,044,942	25,955,486	24,346,357	204,245,145
741	Heating And Cooling Equipments And Parts	14,800,163	165,870,823	108,683,797	1,205,686,011
742	Pumps For Liquid And Parts	6,994,182	77,318,497	87,396,375	836,853,494
743	Pumps, Compressors, Fans, Blowers, Centrifuges, And Parts	9,842,848	122,977,231	97,599,002	1,065,186,413
744	Mechanical Handling Equipments And Parts	16,605,871	161,422,347	81,242,388	912,240,757
745	Other Non-electrical Machinery, Tools, And Mechanical Apparatus	3,333,621	32,780,965	38,553,765	466,164,542
746	Ball Or Roller Bearings	3,853,499	50,889,285	39,857,132	436,479,345
747	Taps, Cocks, And Valves For Pipes	4,316,845	56,439,599	47,461,565	662,259,523
748	Transmission Shafts And Cranks	9,824,455	115,799,649	101,183,418	1,090,943,468
749	Non-electric Parts And Accessories Of Machineries	3,091,930	29,184,535	38,655,619	375,381,649
751	Office Machines	2,499,008	35,741,303	34,379,927	467,100,672
752	Automatic Data Processing Machines And Their Units	4,055,871	45,375,561	172,755,277	1,744,367,363
759	Parts And Accessories For Machine Of Heading 751 Or 752	1,749,389	19,264,006	42,505,978	521,694,424
761	Television Receivers	1,851,486	28,376,365	47,183,926	613,735,746
762	Radio Broadcast Receivers	151,776	1,852,749	9,644,705	52,724,781
763	Sound Recorders Or Reproducers	146,748	2,163,147	2,456,442	28,446,421
764	Telecommunication Equipments And Parts	11,331,418	134,052,817	520,998,769	5,665,326,300
771	Electric Power Machinery And Parts	5,673,154	50,989,152	55,618,343	523,025,982
772	Electrical Apparatus For Making And Breaking Electrical Circuits	8,580,282	104,092,447	202,234,822	2,125,767,117
773	Equipment For Distributing Electricity	8,874,910	93,420,976	81,440,642	794,085,981
774	Electrical Apparatus For Medical Purposes And Radiological Apparatus	287,692	1,785,820	18,638,642	113,316,343
775	Household Type, Electrical/non-electrical Equipments	6,839,306	88,973,004	29,743,388	525,895,001
776	Thermionic, Cold Cathode, And Photo Cathode Valves/tubes	4,175,377	45,357,929	210,058,338	2,077,152,943
778	Electrical Machinery And Apparatus	14,928,819	171,892,816	183,057,727	2,076,399,973
781	Passenger Motor Cars	10,751,551	189,365,646	117,097,725	1,836,534,121
782	Motor Vehicle For The Transportation Of Goods	20,674,179	265,342,973	223,178,363	2,543,883,515
783	Road Motor Vehicles	1,862,125	16,297,682	11,134,295	113,947,241
784	Parts And Accessories Of The Motor Vehicles	25,832,591	246,502,396	198,258,784	2,035,437,935
785	Motorcycles, Scooters, And Other Cycles Motorized/non Motorized	18,006,742	173,210,889	67,980,885	681,038,329
786	Trailers And Other Vehicles, Not Motorized	3,121,416	22,103,389	5,292,536	64,150,395
791	Railway Vehicles And Associated Equipments	1,808,390	9,019,137	15,230,907	69,825,273
792	Aircraft And Associated Equipments And Parts	464,710	8,370,364	238,172,672	3,523,002,497
793	Ships, Boats, And Floating Structures	165,801,440	1,184,417,596	226,682,853	1,959,545,338
811	Prefabricated Buildings	1,352,286	11,189,287	3,543,704	29,082,733
812	Sanitary, Plumbing, Heating, And Lighting Fixtures/fittings	2,426,584	19,910,321	5,417,170	47,588,532
813	Lighting Fixtures And Fittings	2,219,742	23,704,975	10,690,673	99,004,885
821	Furnitures And Parts	8,754,376	83,248,936	21,484,189	219,677,858
831	Travel Goods	2,822,246	28,256,622	12,493,904	116,361,015
841	Men's Coats/jackets, Not Knitted	478,418	6,408,096	2,772,706	35,325,780

I-2 IMPOR MENURUT GOLONGAN BARANG SITC / IMPORT BY SITC COMMODITY GROUPS
 *** DESEMBER / DECEMBER 2010 ***

SITC	Uraian golongan barang Group description	Berat bersih/ Net weight (Kg)		Nilai/Value C.I.F (US\$)	
		Bulan ini Current month	Kumulatif Cum.Jan.to date	Bulan ini Current month	Kumulatif Cum.Jan.to date
	C. By Commodity 3 digit SITC				
842	Women's Coats/jacket, Not Knitted	585,043	7,515,188	4,449,300	46,392,981
843	Men's Coats/jackets, Knitted	191,617	2,180,339	1,536,275	17,671,785
844	Women's Coats/jackets, Knitted	1,182,003	12,172,851	5,827,225	51,882,488
845	Articles Of Apparel	685,260	9,573,836	7,096,516	82,762,927
846	Clothing Accessories Of Textiles Fabrics	492,131	4,327,756	6,009,537	54,589,348
848	Articles Of Apparel And Clothing Accessories Of Other Than Textile Fab	1,245,733	13,073,941	7,072,952	76,638,174
851	Footwears	4,182,031	45,567,431	25,381,265	244,196,800
871	Optical Instrument And Apparatus	70,461	1,116,273	2,708,377	33,154,374
872	Medical Instruments And Appliances	1,320,635	13,645,186	23,917,978	164,095,306
873	Meters And Counters	850,852	11,004,279	12,997,859	222,822,611
874	Measuring, Checking, Analysing, And Controlling Instrument And	2,409,839	30,079,445	79,043,754	820,915,807
881	Photographic Apparatus And Equipments	241,468	2,385,028	4,886,136	36,156,066
882	Photographic And Cinematographic Supplies	1,230,303	13,305,711	7,057,923	69,124,364
883	Cinematograph Film, Exposed And Developed	6,362	75,906	465,242	5,383,165
884	Optical Goods	593,121	5,629,941	15,665,627	178,561,712
885	Watches And Clocks	722,726	6,040,440	4,061,927	35,214,851
891	Arms And Ammunitions	67,149	950,811	7,296,682	218,941,748
892	Printed Matter	1,422,526	14,160,810	15,139,318	143,527,367
893	Article Of Plastics	15,039,827	166,806,365	58,585,723	610,066,757
894	Baby Carriages, Toys, Games, And Sporting Goods	5,868,894	48,173,111	17,409,362	172,849,948
895	Office And Stationery Supplies	2,316,621	23,327,970	9,508,284	100,660,797
896	Works Of Art, Collectors Pieces And Antiques	150,095	1,004,243	196,440	3,328,902
897	Jewellery, Goldsmith, Silversmith Wares, And Other Articles	669,786	5,640,683	5,395,550	37,428,706
898	Musical Instrument And Parts/accessories	1,758,017	20,807,366	25,099,076	310,519,887
899	Other Miscellaneous Manufactured Articles	6,520,663	60,325,366	47,075,696	446,034,160
961	Coin Not Being Legal Tender	665,408	5,239,875	2,783,772	21,859,158
971	Gold, Non-monetary	585	324,308	5,133,577	62,669,254
	TOTAL IMPORT	10,807,379,467	110,701,002,318	13,146,670,579	135,663,284,048

I.3. IMPOR MENURUT KOMODITI / IMPORT BY HS COMMODITY
 *** DESEMBER / DECEMBER 2010 ***

H S	Uraian Komoditi Commodity Description	Berat Bersih / Net Weight (Kg)		Nilai / Value C.I.F (US\$)	
		Bulan ini Current Month	Kumulatif Cum.Jan. to date	Bulan ini Current Month	Kumulatif Cum.Jan. to date
0101903000	Horses, oth than pure bred breeding	0	9,764	0	30,240
0102100000	Live bovine,pure-bred breeding animals	166,060	1,132,835	437,485	3,018,750
0102901000	Live oxen, other than pure-bredbreeding animals	9,981,963	208,583,779	24,130,788	445,079,728
0102902000	Live buffaloes, other than pure-bredbreeding animals	0	949,325	0	2,085,369
0104209000	Live goats,other than breeding animals	0	704	0	10,405
0105119000	Fowls spec.gallus domesticus,live,weight <=185g, other than breeding	7	7	1,048	1,048
0105199000	Breeding guinea fowls, live,weight<=185g	0	765	0	17,877
0105941000	Breed.fowl of the spec.gallus domesticus,oth than fighting cock, weight<=2000 g	0	4,808	0	233,939
0105942000	Fighting cocks, weigh<=2000 g,fowls of the species gallus domestic	0	18	0	402
0106190000	Live mammals, oth than primates, dolphinporpoises, manatees and dugongs	0	2,446	0	79,215
0106200000	Live reptiles (including snakes andturtles)	0	87	0	1,320
0106390000	Other birds, live	0	72	0	8,347
0106900000	Other live animals, for humanconsumption	985	1,023	27,209	28,788
0201100000	Carcasses & half-carcasses of bovineanimals, fresh or chilled	0	20	0	221
0201200000	Oth cuts with bone in of bovine animals,fresh or chilled	0	672	0	12,151
0201300000	Meat of bovine animals, boneless,fresh or chilled	228,686	1,676,258	1,262,276	7,507,751
0202100000	Carcasses & half-carcasses of bovineanimals, frozen	0	138,430	0	515,920
0202200000	Oth cuts with bone in of bovine animals,frozen	517,080	4,182,918	975,467	8,554,651
0202300000	Meat of bovine animals, boneless,frozen	7,214,090	84,507,440	23,298,425	272,915,781
0203220000	Hams, shoulders & cuts thereof of swinewith bone in, frozen	10,998	10,998	36,845	36,845
0203290000	Other meat of swine, frozen	0	16,820	0	24,127
0204100000	Carcasses & half-carcasses of lamb,fresh or chilled	0	175	0	1,995
0204220000	Oth cuts with bone in of sheep,fresh or chilled	2,794	33,939	37,098	298,866
0204230000	Other meat of sheep, boneless, fresh orchilled	1,992	37,145	26,161	252,596
0204300000	Carcasses&half-carcasses of lamb,frozen	0	4,496	0	30,119
0204410000	Carcasses & half-carcasses of sheep,frozen	12,064	109,724	70,853	691,210
0204420000	Oth cuts with bone in of sheep, frozen	39,679	382,827	230,270	2,724,573
0204430000	Other meat of sheep, boneless, frozen	20,515	189,634	162,905	1,462,579
0204500000	Meat of goats, fresh, chilled or frozen	0	29,188	0	94,107
0206100000	Edible offal of bovine animals,fresh or chilled	0	41,491	0	129,988
0206210000	Tongues of bovine animals, frozen	8,995	35,676	21,166	85,293
0206220000	Livers of bovine animals, frozen	926,259	4,727,656	1,814,142	8,936,975
0206290000	Other edible offal of bovine animals,frozen	5,046,445	44,830,615	11,008,282	96,335,365
0206300000	Edible offal of swine,fresh or chilled	15,513	50,931	52,800	148,105
0206900000	Edible offal of sheep, goats, horses,asses, mules or hinnies, frozen	38,054	90,035	54,416	153,878
0207149000	Oth cuts & offals of fowl of the speciesgallus domesticus, frozen	4,285	124,903	13,539	237,737
0207250000	Meat and edible offal of turkeys, notcut in pieces, frozen	0	66,704	0	169,028
0207331000	Meat and edible offal of ducks,not cut in pieces, frozen	48,643	523,202	50,494	715,271
0207369000	Oth cut & offal of ducks, geese/guineafowls, frozen	17,300	114,583	26,925	174,036
0208300000	Meat and edible offal of primates,fresh, chilled or frozen	0	14,197	0	33,868
0208900010	Frogs legs	0	4,000	0	19,400
0210999000	Oth meat & edible, incl. frours & mealssalted, in brine, dried or smoked	0	59,977	0	438,848
0301102000	Ornamental marine fish, live	0	8,609	0	7,156
0301103000	Freshwater ornamental fish, live	7,371	8,786	30,291	39,766
0301920000	Eels (anguilla spp.), live	0	2,604	0	48,449
0301993990	Other marine fish, live	0	31,400	0	15,648
0301994010	Tilapia fish, live	0	11,820	0	5,850
0301994090	Other freshwater fish, live	143,289	836,813	116,031	731,464
0302110000	Trout (salmo trutta & orcorhynchuses),excl.fillets, livers/roes, fresh/chilled	0	25,340	0	21,989
0302190000	Oth salmonidae fish,excl.fillet,liverand roes, fresh or chilled	44,380	453,467	41,183	403,967
0302230000	Sole fish, excl.fillets,livers & roesfresh or chilled	0	26,642	0	20,386
0302290000	Oth flat fish, excl.fillet,liver & roesfresh or chilled	61	41,380	1,332	52,456
0302320000	Yellowfin tunas,excl.fillets, livers &roes, fresh or chilled	0	10,880	0	14,700
0302330000	Skipjack or stripe-bellied bonito,excl.fillets,livers & roes,fresh or chilled	0	252,934	0	166,532
0302390000	Oth tunas, excl.fillets, livers & roes,fresh or chilled	35,330	213,230	24,992	245,728
0302610000	Sardines, excl. fillets, livers & roes,fresh or chilled	52,962	976,626	117,769	956,738
0302620000	Haddock, excl. fillets, livers & roes,fresh or chilled	0	9,804	0	24,333
0302640000	Mackerel, excl. fillets livers & roes,fresh or chilled	0	93,077	0	185,078
0302691090	Other marine fish excl.fillets, liversand roes, fresh or chilled	27,265	490,287	26,999	442,061
0302692010	Tilapia, excl.fillets, livers and roes,fresh or chilled	19,810	293,771	18,380	259,385
0302692090	Other freshwater fish, excl.fillets,livers and roes, fresh or chilled	42,490	301,406	39,425	266,800
0302700000	Livers & roes of fish, fresh/chilled	663	18,657	1,797	33,839
0303110000	Sockeye salmon, excl.fillets, livers &roes, frozen	0	6,254	0	30,180
0303190000	Oth pacific salmon, excl.fillet, liverand roes, frozen	29,990	102,590	59,980	114,430
0303210000	Trout, excl.fillets, livers and roes,frozen	0	22,587	0	174,867
0303220000	Atlantic & danube salmon, excl.fillets,livers and roes, frozen	52,947	235,112	488,314	2,212,821
0303290000	Other salmonidae, excl.fillets, liversand roes, frozen	14,794	123,534	49,145	368,808
0303310000	Halibut, excl.fillets, livers and roes,frozen	405	2,205	1,962	10,751
0303330000	Sole, excl.fillets, livers & roes,frozen	0	8,030	0	51,378
0303390000	Oth flat fish, excl.fillets, livers &roes, frozen	48,500	337,288	41,350	783,640
0303410000	Albacore/longfinned tunas,excl.fillet,livers and roes, frozen	0	1,387,884	0	3,532,880
0303420000	Yellow fin tunas, excl.fillet, liver &roes, frozen	762,112	4,806,979	1,102,901	7,724,968
0303430000	Skipjack or stripe-bellied bonito,excl.fillets, livers and roes, frozen	2,264,868	14,175,610	1,959,612	13,474,635
0303490000	Oth tunas, excl.fillets,livers & roes,frozen	137,322	1,811,635	206,184	1,552,227
0303510000	Herring clupea harengus,clupea pallasii),excl.fillets,livers and roes,frozen	0	9,219	0	11,338
0303520000	Cod (gadus morhua, ogac, macrocephalu),excl.fillets,livers and roes,frozen	4,171	42,576	35,770	158,662

I.3. IMPOR MENURUT KOMODITI / IMPORT BY HS COMMODITY
 *** DESEMBER / DECEMBER 2010 ***

HS	Uraian Komoditi Commodity Description	Berat Bersih / Net Weight (Kg)		Nilai / Value C.I.F (US\$)	
		Bulan ini Current Month	Kumulatif Cum.Jan. to date	Bulan ini Current Month	Kumulatif Cum.Jan. to date
0303610000	Swordfish (xiphias gladius),excl.filletts,livers and roes,frozen	48,490	199,212	33,943	155,807
0303710000	Sardines, excl.filletts, livers and roes,frozen	7,962,452	17,703,235	4,819,019	11,103,603
0303740000	Mackerel, excl.filletts, livers and roes,frozen	11,917,923	98,566,484	8,785,092	71,818,763
0303750000	Dogfish and other sharks, excl.filletts,livers and roes, frozen	3,981	130,072	39,686	896,610
0303760000	Eels, excl.filletts, livers & roes,frozen	7,923	71,344	22,924	197,095
0303770000	Sea bass, excl.filletts, livers and roes,frozen	257	1,750	1,502	11,444
0303791090	Other marine fish, excl.filletts, liversand roes, frozen	2,826,042	26,771,522	2,178,938	20,661,516
0303792010	Tilapia, excl.filletts, livers and roes,frozen	206,970	1,250,401	186,975	988,468
0303792090	Other freshwater fish, excl.filletts,livers and roes, frozen	78,528	1,638,090	61,673	1,336,550
0303801000	Livers of fish, frozen	0	5,424	0	15,867
0303802000	Roes of fish, frozen	0	6,097	0	22,499
0304190000	Other fish fillets,fresh or chilled	0	19,020	0	27,560
0304210000	Swordfish (xiphias gladius)frozen fillets	0	28,678	0	213,891
0304290000	Other fish fillets,frozen	317,526	2,773,173	1,065,122	7,695,771
0304990000	Other fish meat (whether or not minced)frozen	50,590	423,304	36,425	342,343
0305100000	Flours, meals and pellets of fish,fit for human consumption	22,350	66,570	23,840	259,910
0305201000	Livers & roes of freshwater fish, dried,salted or salted or in brine	27,750	582,873	22,200	466,298
0305209000	Others livers & roes of fish, dried,smoked, salted or in brine	40,000	67,570	19,200	43,515
0305300000	Fish fillets, dried,salted or in brine,but not smoked	0	34,531	0	138,169
0305490000	Other smoked fish, including fillets	22,440	154,392	36,084	185,116
0305591000	Sharks fins, dried, salted/unsaltedbut not smoked	16,169	162,747	28,812	725,555
0305592000	Marine fish, including anchovies, dried,salted/unsalted, but not smoked	3,099,700	33,836,614	2,589,647	27,747,126
0305599000	Other dried fish, salted/unsalted butnot smoked	293,201	2,662,382	266,626	2,960,282
0305630000	Anchovies(engraulis spp.), salted butnot dried or smoked and in brine	0	13,334	0	12,000
0305691000	Marine fish, incl sharks fin,salted butnot dried or smoked and in brine	0	12,529	0	54,873
0305699000	Other fish, salted but not dried orsmoked and in brine	0	562	0	395
0306110000	Rock lobsters and oth sea crawfish, (Ja,Palinurus,Panulirus spp.) frozen	32,674	367,232	109,555	1,049,034
0306130000	Shrimps and prawns, frozen	141,553	1,468,809	697,029	8,523,185
0306140000	Crabs, frozen	223,581	2,101,825	1,744,801	13,426,322
0306190000	Other, incl flours, meals & pellets ofcrustac, fit for human consump,frozen	1,750	21,741	12,532	131,393
0306231000	Shrimps and prawns, breeder	2,900	13,034	55,628	359,998
0306234900	Other shrimps and prawns, driedin oth than airtight containers	0	389	0	1,375
0306239900	Oth shrimps and prawns, not frozenin oth than airtight containers	0	1,113	0	4,593
0306249100	Crabs,in airtight container, not frozen	0	13,533	0	163,115
0306249900	Other crabs, not frozennot in airtight containers	948	22,349	4,589	264,388
0306299900	Other crustaceans, not frozenin oth than airtight containers	0	5,448	0	65,918
0307102000	Oysters, fresh, chilled or frozen	1,027	20,874	1,598	80,375
0307212000	Scallops, fresh or chilled	0	4,980	0	5,822
0307291000	Scallops, frozen	57,615	620,563	160,902	1,559,286
0307312000	Mussels, fresh or chilled	0	853	0	5,766
0307391000	Mussels, frozen	0	72,740	0	195,836
0307392000	Mussels, dried, salted or in brine	0	10	0	6
0307412000	Cuttle fish and squid,fresh or chilled	0	5,699	0	7,480
0307491000	Cuttle fish and squid, frozen	1,057,719	7,216,003	1,012,379	7,647,439
0307492000	Cuttlefish&squid,dried,salted/in brine	0	11,002	0	24,546
0307512000	Octopus, fresh or chilled	948	15,431	1,476	24,865
0307591000	Octopus, frozen	35,751	213,868	52,953	331,440
0307602000	Snails, other than sea snails, fresh,chilled or frozen	0	916	0	1,529
0307991000	Other molluscs, frozen	0	157,404	0	206,999
0307992000	Beche-de-mer(trepang), dried, saltedor in brine	0	98	0	328
0307999000	Oth aquatic invertebrates not crstceans,for human consumpt dried,salted/in brin	0	3,343	0	6,756
0401100000	Milk and cream, not concentrated, no addssugar, of a fat content, by weight < 1%	105,144	1,363,376	367,648	4,535,969
0401200000	Milk and cream, not concentrated, no addssugar, of a fat content, by weight 1- 6	68,939	517,572	98,269	698,815
0401300000	Milk and cream, not concentrated, no addssugar, of a fat content, by weight > 6%	218,756	2,269,796	647,125	6,610,985
0402103000	Milk&cream fat cont<=1.5%,in solid formadded sugar/oth sweet,in cont>= 20 kg	5,524,401	107,451,851	16,698,753	325,346,708
0402109000	Milk&cream fat cont<=1.5%,in solid formadded sugar/oth sweet,in cont< 20 kg	1,493,155	24,775,291	4,546,751	79,805,809
0402212000	Milk&cream fat cont> 1.5%,in solid formnot added sugar/oth sweet,in cont>=20	1,122,201	26,990,159	4,375,772	101,086,886
0402219000	Milk&cream fat cont> 1.5%,in solid formnot added sugar/oth sweet,in cont<20 k	275,305	2,478,500	960,064	10,370,850
0402292000	Milk&cream fat cont> 1.5%,in solid formadded sugar/oth sweet,in cont>= 20 kg	827,275	1,257,699	2,734,841	4,139,247
0402299000	Milk&cream fat cont> 1.5%,in solid formadded sugar/oth sweet,in cont< 20 kg	821,251	12,112,120	6,937,897	97,508,075
0402910000	Other milk & cream, not containingadded sugar/other sweetening	0	39,275	0	123,716
0402990000	Other milk&cream, containing addedssugar/other sweetening	460,084	6,978,639	667,313	8,853,619
0403101100	Yoghurt in liquid form, incl. condensedform,cont.fruits, nuts, cocoa or flavor	18,645	23,958	30,628	62,380
0403101900	Yoghurt in other form, containing fruits,nuts, cocoa or flavoring matter	0	37,531	0	143,454
0403109100	Yoghurt in condensed form, not contain frut, cocoa, or flavoring matter	0	16,241	0	14,296
0403109900	Yoghurt in other form, not contain fruitnut, cocoa, or flavoring matter	31	78,208	99	119,054
0403901000	Buttermilk	434,725	10,675,777	1,364,014	29,345,670
0403909000	Curdled milk and cream, kephir & otherfermented milk and cream	40,009	2,147,706	77,607	1,802,226
0404101100	Whey, whether/not concentrated/containadd sugar/sweetening,for human cons	3,718,625	55,153,794	6,407,000	79,951,357
0404101900	Modified whey,whether/not concentr/contadd sugar/sweetening,for human cor	870,880	15,470,224	1,622,659	27,307,817
0404109900	Modified whey,whether/not concentr/contadd sugar/sweetening,for animal fee	0	43,194	0	85,746
0404900000	Oth products consisting of natural milk	19,278	1,951,346	20,596	4,791,352
0405100000	Butter derived from milk	428,806	5,939,106	2,437,581	30,336,193
0405200000	Dairy spreads derived from milk	4,749	17,665	16,253	50,485
0405901000	Anhydrous butterfat derived from milk	257,408	8,003,515	1,373,589	37,760,708
0405902000	Butter oil derived from milk	9,891	169,971	66,389	630,998
0405909000	Other fats and oils derived from milk	71,117	511,726	289,478	2,111,627
0406101000	Fresh cheese (unripened or uncurd),including whey cheese	951,561	7,899,670	3,727,498	32,790,493
0406109000	Fresh curd (unripened or uncurd)	16,000	55,364	94,859	394,912
0406201000	Grated/powdered cheese,in packages ofa gross weight exceeding 20 kg	11,800	163,127	89,148	1,341,580
0406209000	Grated/powdered cheese,in packages ofa gross weight <= 20 kg	18,686	421,850	78,772	2,223,477
0406300000	Processed cheese,not grated or powdered	353,822	6,408,880	1,649,773	28,218,538
0406400000	Blue veined cheese and oth cheesecont veins prod by penicillium roquefort	0	110	0	1,031

I.3. IMPOR MENURUT KOMODITI / IMPORT BY HS COMMODITY
 *** DESEMBER / DECEMBER 2010 ***

HS	Uraian Komoditi Commodity Description	Berat Bersih / Net Weight (Kg)		Nilai / Value C.I.F (US\$)	
		Bulan ini Current Month	Kumulatif Cum.Jan. to date	Bulan ini Current Month	Kumulatif Cum.Jan. to date
0406900000	Other cheese	108,291	734,426	442,669	4,418,212
0407001900	Other birds' eggs, fresh for hatching	0	15	0	370
0407009200	Ducks' eggs,in shell , preserved or cook	0	7,766	0	16,675
0408110000	Egg yolks, dried	20,214	277,237	108,393	1,300,472
0408190000	Egg yolks, other than dried	0	16,900	0	59,257
0408910000	Birds' eggs, not in shell, dried	51,874	1,018,743	316,627	5,630,665
0408990000	Birds eggs, not in shell, oth than dried	0	2,699	0	9,451
0409000000	Natural honey	801,769	15,595,493	1,933,504	28,474,546
0410001000	Birds' nests	0	1,417	0	47,031
0410009000	Other edible products of animal origin,not elsewhere specified or included	810	2,454	28,943	58,149
0501000000	Human hair, unworked, whether or notwashed or scoured; waste of human hair	5,249	133,346	337,675	9,334,097
0502900000	Badger hair and other brush making hairand waste thereof	56,450	1,043,047	273,168	6,187,135
0504000000	Animals guts, bladder & stomachs, fresh,chilled,frozen,salt.,brined,dried/smokec	0	90	0	2,474
0505101000	Duck feathers and down, of a kind usedfor stuffing	15,960	435,418	312,573	7,688,657
0505109000	Feathers and down other than duck, ofa kind used for stuffing	1	24,113	193	941,894
0505901000	Duck feathers and down, used other thanfor stuffing	9,512	176,125	50,842	1,575,341
0505909000	Other skins and parts of birds; powderand wsate of feather or part of feathers	816,949	5,056,933	523,834	4,737,797
0506100000	Ossein and bones treated with acid	1	1	81	81
0507902000	Tortoise-shell, unworked/simply pre-pared but not cut to shape	0	11	0	201
0508001000	Coral&similar material,unworked/simplyprepared but not otherwise worked	0	1,360	0	37,270
0508002000	Shells of molluscs, crustaceans/echinoderms,unworked/simply prepared uncut	15,846	167,865	38,655	201,453
0508009000	Cuttle-bone,unworked/simply preparednot cut to shape,powder&waste thereof	17,000	115,078	6,800	62,986
0511100000	Bovine semen	0	179	0	192,594
0511911000	Dead animals of fish/crustaceans,molluscs/other aquatic invertabrates	0	39,100	0	23,971
0511912000	Roes	0	535,943	0	328,720
0511913000	Artemia egg (brine shrimp egg)	1,080	97,259	36,231	1,743,970
0511919000	Oth.product of fish or crustaceans,moluscs or oth.aqua invertabrates	57,030	2,007,449	34,972	1,598,634
0511999000	Other animal products not elsewherespecified or included	265,683	2,428,764	230,521	2,196,628
0601100000	Bulbs, tubers, tuberous roots, corms,crowns & rhizomes, dormant	0	13,755	0	40,276
0601209000	Bulbs,tubers,tuberous roots, cormscrowns & rhizomes, in growh or in flower	249	145,877	804	146,236
0602101000	Orchid cuttings and slips, unrooted	0	1,192	0	654
0602102000	Rubber wood, unrooted cutting and slips	0	4	0	4
0602109000	Unrooted cutting and slips of oth plants	19,000	142,866	9,727	109,580
0602200000	Trees, shrubs & bushes, grafted or not,of kinds which bear edible fruit or nuts	17,772	17,910	158,565	172,659
0602400000	Roses, grafted or not	0	2,776	0	133,404
0602902000	Orchid seedlings	0	25,609	0	39,500
0602904000	Budded rubber stumps	0	2	0	40
0602909000	Other live plants; mushroom spawn	107	212,020	109,770	1,365,202
0603140000	Chrysanthenums, fresh flowers of a kindsuitable for bouquets/ornamental purpc	0	3,024	0	45,265
0603900000	Flowers of a suitable for ornamental, dried, dyed, bleached / othwise prep	0	1,232	0	3,653
0604100000	Mosses and lichens	0	55,545	0	132,661
0604910000	Foliage, branches & oth parts of plants,fresh	3,318	19,185	10,800	27,661
0604990000	Foliage, branches & oth parts of plants,other than fresh	0	31,963	0	28,242
0701100000	Potatoes seed, fresh or chilled,	200,000	2,725,688	158,498	2,485,409
0701900000	Potatoes, other than seed, fresh or chilled	2,978,989	24,203,560	1,773,397	14,591,090
0702000000	Tomatoes, fresh or chilled	158	57,338	622	55,427
0703101900	Onions,fresh/chilled,oth.than bulbsfor propagation	5,802,866	52,545,353	2,656,292	22,475,255
0703102100	Shallots bulbs for propagationfresh or chilled	0	2,697,656	0	1,196,493
0703102900	Shallots,fresh/chilled,oth than bulbsfor propagation	4,882,819	70,572,756	2,730,157	32,665,446
0703209000	Garlic,fresh/chilled, oth than bulbsfor propagation	32,136,130	361,288,852	23,859,198	245,960,424
0703909000	Leeks & oth.alliaceouse, fresh/chilledoth than bulbs for propagation	47,588	606,224	69,766	837,732
0704101000	Cauliflowers, fresh or chilled	27,574	285,119	26,104	317,302
0704102000	Headed broccoli, fresh or chilled	70,571	620,505	81,579	722,146
0704200000	Brussels sprouts, fresh or chilled	25	129	98	448
0704901000	Cabbages, fresh or chilled	5,123	1,058,357	3,928	656,727
0704909000	Kohlrabi, kale and similar ediblebrassiccas, fresh or chilled	41,445	169,730	44,028	188,696
0705110000	Cabbage lettuce (head lettuce), freshor chilled	3,583	67,188	4,370	95,094
0705190000	Other lettuce, fresh or chilled	17,474	90,219	9,725	84,162
0705290000	Other chicory, fresh or chilled	0	5,044	0	6,109
0706101000	Carrots, fresh or chilled	4,368,585	33,692,185	2,256,296	17,616,907
0706102000	Turnips, fresh or chilled	0	213	0	241
0706900000	Salad beetroot,salsify,celeriac,radishand similar edible roots,fresh/chilled	4,325	80,919	6,571	1,164,849
0707000000	Cucumbers and gherkins, fresh/chilled	3,046	32,199	4,493	49,225
0708100000	Peas (pisum sativum), fresh/chilled	11,854	5,635,742	9,995	2,039,665
0708200000	Beans (vigna spp., phaseolus spp.),fresh or chilled	0	23,046	0	36,881
0708900000	Other leguminous vegetables, fresh orchilled	30,269	64,551	41,457	89,821
0709200000	Asparagus, fresh or chilled	29	6,719	40	9,136
0709300000	Aubergines (egg-plants),fresh/chilled	0	1,099	0	339
0709400000	Celery oth than celeriac,fresh/chilled	4,949	53,557	9,357	99,576
0709510000	Mushrooms of the genus agaricus, freshor chilled	28,150	600,811	31,951	814,598
0709590000	Other mushrooms, fresh or chilled	60,681	671,594	97,508	981,651
0709601000	Chillies, other than giant chillies,fresh or chilled	147,084	1,703,124	102,896	1,340,706
0709609000	Other fruits of the genus capsicum orof the genus pimenta, fresh or chilled	14,493	146,684	9,783	116,987
0709700000	Spinach, new zealand spinach & orachespinaoh, fresh or chilled	1,490	22,531	1,895	31,704
0709909000	Other vegetables, fresh or chilled	133,266	1,183,519	136,808	1,208,221
0710100000	Potatoes, frozen	340,309	5,154,391	299,177	4,926,403
0710210000	Peas (pisum sativum), frozen	512,314	2,635,101	218,959	1,276,164
0710220000	Beans (vigna spp,phaseolus spp), frozen	0	284	0	1,247
0710290000	Other leguminous vegetable, frozen	111,283	1,209,770	119,729	1,321,743
0710300000	Spinach,new zealand spinach and orachespinaoh (garden spinach), frozen	4,102	41,542	11,856	67,134
0710400000	Sweet corn, frozen	80,458	758,544	72,374	696,286
0710800000	Other vegetables, frozen	2,382	266,017	6,355	514,625
0710900000	Mixtures of vegetables, frozen	70,754	853,422	68,262	831,569

I.3. IMPOR MENURUT KOMODITI / IMPORT BY HS COMMODITY
 *** DESEMBER / DECEMBER 2010 ***

HS	Uraian Komoditi Commodity Description	Berat Bersih / Net Weight (Kg)		Nilai / Value C.I.F (US\$)	
		Bulan ini Current Month	Kumulatif Cum.Jan. to date	Bulan ini Current Month	Kumulatif Cum.Jan. to date
0711209000	Olives, preserved in other preservation	74	13,077	936	61,768
0711409000	Cucumber and gherkins, preserved in other preservation	0	7,716	0	16,332
0711519000	Mushrooms of the genus agaricus preserved in other preservation	289	289	134	134
0711599000	Other mushrooms and truffles preserved in other preservation	0	9,890	0	7,917
0711901000	Sweet corn, provisionally preserved	5,000	28,275	59,546	131,204
0711902000	Chillies, provisionally preserved	13,000	94,936	8,320	67,772
0711903000	Capers, provisionally preserved	0	737	0	4,632
0711905000	Onions, preserved other than by sulphur dioxide gas	0	6	0	5
0711909000	Oth vegetables, mixtures of vegetables provisionally preserved	19,607	180,383	13,942	172,832
0712200000	Onions, dried, whole, cut, sliced, broken/in powder, but not further prep	366,616	3,653,261	1,052,447	10,054,234
0712310000	Mushrooms (genus agaricus), dried, whole, broken/in powder, but not further prep	0	43,363	0	117,591
0712320000	Wood ears (auricularia spp.), dried, whole, broken/in powder, but not further prep	42,400	404,343	47,131	431,120
0712330000	Jelly fungi (tremella spp.), dried, whole, cut, broken/in powder, but not further prep	15,674	53,476	17,242	58,264
0712391000	Truffles, dried, whole, cut, sliced, broken/in powder, but not further prep	18,653	36,548	43,619	91,735
0712399000	Other mushrooms, dried, whole, cut, sliced, broken/in powder, but not further prep	60,843	648,296	160,274	1,505,403
0712901000	Garlic, whole, cut, sliced, broken/in powder, but not further prep	292,723	2,862,320	530,152	5,194,069
0712909000	Other vegetables/mixtures of vegetables whole, cut, sliced, but not further prep	55,820	1,015,519	135,958	2,406,150
0713101000	Peas, dried, for sowing	0	19,547	0	55,374
0713109000	Peas, dried, other than for sowing	803,894	4,757,550	247,671	1,445,061
0713201000	Chickpeas (garbanzos), dried, for sowing	0	357	0	495
0713209000	Chickpeas (garbanzos), dried, other than for sowing	46,790	250,447	17,079	104,763
0713319000	Beans (vigna mungo hepper/vigna radiata wilczek), dried, other than for sowing	4,084,648	46,787,234	3,207,411	37,075,331
0713321000	Small red (adzuki) beans (phaseolus orvigna angularis), dried, for sowing	0	10,410	0	4,034
0713329000	Small red (adzuki) beans (phaseolus/vigna) dried, other than for sowing	28,250	188,735	28,712	105,710
0713331000	Kidney beans, including white pea beans (phaseolus vulgaris), dried, for sowing	43	265	539	2,098
0713339000	Kidney beans, including white pea beans dried, other than for sowing	477,808	9,381,948	162,919	3,668,098
0713399000	Other beans, dried, other than for sowing	91,467	3,199,868	58,424	2,453,771
0713409000	Lentils, dried, other than for sowing	0	16,440	0	32,268
0713509000	Broad beans & horse beans, dried, other than for sowing	1,053,397	9,818,328	660,667	5,799,193
0713901000	Other dried leguminous vegetables, for sowing	0	5,473	0	15,495
0713909000	Other dried leguminous vegetables, other than for sowing	793,218	4,178,974	726,546	3,065,992
0714101100	Manioc (cassava), dried chip sliced or in form of pellets	202	202	363	363
0714101900	Manioc (cassava) sliced or in form of pellets	0	7,776	0	4,367
0714109000	Manioc (cassava), in other form	738	12,621	339	10,431
0714200000	Sweet potatoes	2,499	32,524	3,980	44,734
0714909000	Arrowroot, salep, jerusalem artichokes, & similar roots/tubers with high starch	7,782	111,414	8,644	121,848
0801110000	Coconuts, desiccated, fresh or dried	0	115,946	0	177,048
0801190000	Coconuts, other than desiccated fresh or dried	36,483	2,033,309	26,368	1,397,096
0801210000	Brazil nuts, in shell, fresh or dried	0	676	0	3,816
0801220000	Brazil nuts, shelled, fresh or dried	24	127	300	1,132
0801310000	Cashew nuts, in shell, fresh or dried	0	1,737,069	0	1,468,339
0801320000	Cashew nuts, shelled, fresh or dried	62,234	350,881	408,626	1,702,474
0802110000	Almonds, in shell, fresh or dried	0	563	0	2,430
0802120000	Almonds, shelled, fresh or dried	57,019	711,934	335,311	3,955,203
0802220000	Hazelnut/filberts, shelled, fresh/dried	119	46,580	1,502	326,451
0802320000	Walnuts, shelled, fresh or dried	0	40,993	0	193,433
0802400000	Chestnuts (castanea spp.), fresh/dried, whether or not, shelled or peeled	11,421	43,713	14,156	50,608
0802500000	Pictachios, fresh or dried	569	87,006	7,150	156,434
0802600000	Macadamia nuts, fresh or dried, whether or not, shelled or peeled	2,982	9,054	57,325	123,622
0802901000	Areca nuts, fresh or dried	0	61,897	0	43,241
0802909000	Other nuts, fresh or dried	2,003	179,656	5,904	592,816
0803001000	Pisang mas, pisang rastali, pisang berangan & pisang embun, fresh/dried	210,329	2,026,268	87,351	894,767
0803009000	Other bananas, including plantains, fresh or dried.	70,285	752,932	55,966	671,085
0804100000	Dates, fresh or dried	1,120,417	16,985,862	821,376	18,096,611
0804200000	Figs, fresh or dried	0	2,363	0	7,606
0804300000	Pineapples, fresh or dried	4,502	83,830	4,772	53,432
0804400000	Avocados, fresh or dried	1,199	14,607	1,771	19,363
0804501000	Guavas	8,062	64,399	11,535	77,674
0804502000	Mangoes	865	1,129,404	253	817,256
0804503000	Mangoosteens	0	12,608	0	7,024
0805100010	Oranges, fresh	1,751,315	31,344,357	1,371,158	24,371,004
0805100020	Oranges, dried	26	2,024	100	3,397
0805200000	Mandarin (incl. tangerines & satsumas), & similar citrus hybrids, fresh or dried	31,763,504	160,254,789	28,473,807	143,392,444
0805400000	Grapefruit, including pomelos fresh or dried	4,929	224,007	5,001	191,593
0805500000	Lemons and limes, fresh or dried	110,113	870,576	115,145	868,509
0805900000	Other citrus fruit, fresh or dried	14,107	118,652	17,262	148,568
0806100000	Grapes, fresh	5,136,616	41,259,845	10,051,455	81,277,732
0806200000	Grapes, dried	111,153	1,470,545	167,706	2,180,769
0807110000	Watermelons, fresh	34,762	1,036,064	23,680	609,071
0807190000	Other melons, fresh	14,804	363,537	28,356	428,707
0807209000	Other papaws (papayas), fresh	51,702	580,231	34,426	394,193
0808100000	Apples, fresh	25,111,678	197,487,183	21,438,420	168,084,129
0808200000	Pears and quinces, fresh	14,210,033	111,275,738	10,974,512	87,831,209
0809100000	Apricots, fresh	1,775	1,792	5,339	5,411
0809200000	Cherries, fresh	384	5,122	1,234	12,368
0809300000	Peaches, including nectarines, fresh	9,223	41,230	25,117	69,454
0809400000	Plums and sloes, fresh	1,721	113,443	3,378	162,396
0810100000	Strawberries, fresh	22,224	138,119	54,349	331,443
0810200000	Raspberries, blackberries, mulberries, loganberries, fresh	145	620	812	5,366
0810400000	Cranberries, bilberries & other fruits of the genus vaccinium, fresh	5,670	5,670	16,955	16,955
0810500000	Kiwi fruit, fresh	153,943	2,046,653	270,217	3,972,418
0810600000	Durians, fresh	650,656	24,368,335	981,806	34,704,684
0810901000	Longans, fresh	4,506,954	53,783,439	5,284,469	62,942,219

I.3. IMPOR MENURUT KOMODITI / IMPORT BY HS COMMODITY
 *** DESEMBER / DECEMBER 2010 ***

H S	Uraian Komoditi Commodity Description	Berat Bersih / Net Weight (Kg)		Nilai / Value C.I.F (US\$)	
		Bulan ini Current Month	Kumulatif Cum.Jan. to date	Bulan ini Current Month	Kumulatif Cum.Jan. to date
0810902000	Lychees, fresh	0	899,312	0	725,793
0810903000	Rambutan, fresh	0	23,191	0	12,287
0810904010	Langsat, fresh	0	146,053	0	68,872
0810904020	Starfruit, fresh	207	4,095	61	7,190
0810905000	Jackfruits (cempedak and nangka), fresh	5,362	34,659	3,967	22,881
0810906000	Tamarinds, fresh	15,600	86,108	11,708	65,400
0810908000	Black, white or red currants and gooseberries, fresh	0	21,012	0	66,458
0810909000	Other fruit, fresh	590,210	9,686,772	525,658	8,044,782
0811100000	Strawberries, uncooked or cooked by steaming or boiling water, frozen	1,903	286,489	10,630	388,534
0811200000	Raspberries, blackberries, mulberries, loganberries, currant, gooseberries, frozen	4,944	37,225	31,723	206,398
0811900000	Other fruit and nuts, uncooked/cooked by steaming or boiling water, frozen	11,024	225,515	65,712	885,619
0812100000	Cherries, provisionally preserved	0	6,002	0	19,352
0812900000	Oth fruit & nut, provisionally preserved	1	47,099	395	140,466
0813100000	Apricots, dried	0	15,736	0	59,474
0813200000	Prunes, dried	1,406	9,328	3,890	29,970
0813300000	Apples, dried	135	156,319	1,694	225,389
0813401000	Longans, dried	0	18,194	0	15,908
0813402000	Tamarinds, dried	0	183,623	0	115,567
0813409000	Other fruit, dried,	2,950	49,760	8,162	156,013
0813502000	Mixture of which dates/nuts other than cashew nuts/brazil nut predmnt by weight	551,440	2,045,447	332,551	1,250,516
0813509000	Other mixtures of nuts or dried fruits	0	16,661	0	7,358
0814000030	Peel of citrus fruit or melons, watermelons, dried	3	4,362	79	29,083
0814000090	Peel of citrus fruit or melons, watermelons, provisionally preserved	0	855	0	281
0901111000	Arabica wib or robusta oib, not roasted not decaffeinated	333,350	18,550,821	1,041,173	31,368,845
0901119000	Oth coffee, not roasted, not decaffeinated	0	808,279	0	813,149
0901121000	Arabica wib or robusta oib, not roasted decaffeinated	0	150	0	2,299
0901129000	Oth coffee, not roasted, decaffeinated	34	16,100	422	55,214
0901211000	Coffee, roasted, not decaffeinated, unground	34,118	289,758	186,677	1,930,766
0901212000	Coffee, roasted, not decaffeinated, ground	8,838	83,147	85,659	604,300
0901221000	Coffee, roasted, decaffeinated, unground	0	1,783	0	21,308
0901222000	Coffee, roasted, decaffeinated, ground	379	4,417	4,626	54,864
0901902000	Coffee substitutes containing coffee	0	846	0	1,673
0902101000	Green tea (not fermented), in packing <= 3 kg, leaf	0	31,592	0	71,972
0902109000	Green tea (not fermented), in packing <= 3 kg, other than leaf	10,262	84,073	13,388	161,750
0902201000	Green tea (not fermented), in packing > 3 kg, leaf	98,825	600,600	159,529	1,059,619
0902209000	Green tea (not fermented), in packing > 3 kg, other than leaf	59,502	418,796	59,581	706,792
0902301000	Black tea (fermented), in packing <= 3 kg leaf	4,670	6,979	42,964	68,311
0902309000	Black tea (fermented), in packing <= 3 kg other than leaf	9,790	57,451	167,190	725,701
0902401000	Black tea (fermented), in packing > 3 kg leaf	359,587	3,480,989	375,203	3,909,873
0902409000	Black tea (fermented), in packing > 3 kg other than leaf	475,694	6,189,230	952,749	11,846,602
0904111000	White pepper, neither crushed nor ground	324,285	3,085,290	358,725	1,700,498
0904112000	Black pepper, neither crushed nor ground	0	190,906	0	758,155
0904119000	Other pepper, neither crushed nor ground	42	167	533	1,781
0904121000	White pepper, crushed or ground	0	2,859	0	19,085
0904122000	Black pepper, crushed or ground	6,655	22,654	22,883	136,050
0904129000	Other pepper, crushed or ground	108	10,440	985	63,112
0904201000	Chillies, dried	1,185,495	13,928,151	915,460	11,918,830
0904202000	Chillies, crushed or ground	278,906	2,499,649	281,767	2,435,144
0904209000	Oth fruits of the genus capsicum/pimenta, dried or crushed or ground	268	113,099	1,912	230,752
0905000010	Vanilla whole	0	25,407	0	481,819
0905000090	Other vanilla	7,729	71,620	52,275	267,324
0906110000	Cinnamon (cinnamomum zeylanicum blume), neither crushed nor ground	36,750	137,281	48,510	169,012
0906190000	Cinnamon-tree flowers neither crushed nor ground	0	14,059	0	72,504
0906200000	Cinnamon and cinnamon-tree flowers, crushed or ground	0	811,214	0	1,457,769
0907000020	Cloves, cloves and stems	21,894	277,141	133,042	1,336,217
0908100010	Nutmeg, in shell	0	4,206	0	16,824
0908100020	Nutmeg, shelled	0	18,595	0	29,766
0908200000	Mace	0	320	0	1,732
0908300000	Cardamoms	45	14,657	562	183,011
0909101000	Seeds of anise	121,123	589,906	43,606	484,375
0909200000	Seeds of coriander	1,043,662	13,616,468	350,209	4,561,009
0909300000	Seeds of cumin	56,086	867,045	55,608	939,142
0909400000	Seeds of caraway	862,261	2,454,550	859,875	2,119,510
0909500000	Seeds of fennel or juniper berries	160,604	620,115	52,578	213,617
0910100000	Ginger	731,168	1,917,785	641,428	1,820,285
0910200000	Saffron	0	922	0	9,951
0910300000	Turmeric (curcuma)	5,517	21,712	25,098	65,870
0910910000	Mixtures of spices	292	15,258	2,629	73,496
0910991000	Thyme; bay leaves	91	4,185	456	28,786
0910992000	Curry	3,774	43,217	9,489	40,910
0910999000	Other spices	23,140	492,046	9,661	354,479
1001100000	Durum wheat	35,200,000	137,987,021	11,935,220	37,089,674
1001901100	Meslin, for human consumption	0	1,438	0	9,698
1001901900	Other wheat, for human consumption	454,561,813	4,669,474,938	174,008,391	1,386,148,108
1001909900	Other wheat, not for human consumption	1,774,110	3,075,103	594,952	1,027,901
1002000000	Rye	0	121	0	130
1003000000	Barley	22,527	51,091	9,713	23,875
1004000000	Oats	34,440	534,453	16,227	332,812
1005100000	Maize (corn), seeds	182,614	1,739,815	56,714	3,149,080
1005901000	Popcorn	458,605	4,003,332	270,857	2,767,257
1005909000	Maize (corn), other than seeds	231,708,666	1,521,772,878	65,998,853	363,159,975
1006100000	Rice in the husk (paddy or rough)	644,070	4,211,984	2,407,532	14,779,167
1006209000	Other husked (brown) rice	0	3,400,000	0	1,625,200

I.3. IMPOR MENURUT KOMODITI / IMPORT BY HS COMMODITY
 *** DECEMBER / DECEMBER 2010 ***

H S	Uraian Komoditi Commodity Description	Berat Bersih / Net Weight (Kg)		Nilai / Value C.I.F (US\$)	
		Bulan ini Current Month	Kumulatif Cum.Jan. to date	Bulan ini Current Month	Kumulatif Cum.Jan. to date
1006301900	Fragrant rice, broken > 25%semi-milled or wholly milled rice	357,165	1,589,929	436,884	2,061,490
1006302000	Parboiled rice, semi-milled orwholly milled rice	0	54,000	0	98,190
1006303000	Glutinous rice (pulot), semi-milled orwholly milled rice	18,175,920	146,060,922	15,569,289	94,569,027
1006309000	Other milled rice, whether/not polishedor glazed	228,117,250	397,131,650	111,850,905	192,889,197
1006400000	Broken rice	44,246,078	135,133,016	21,082,666	54,762,727
1008200000	Millet	1,438,288	10,510,130	439,608	3,411,356
1008300000	Canary seed	81,539	2,132,003	38,568	1,112,153
1008900000	Other cereals	61,261	282,575	29,313	200,908
1101001000	Wheat flour	69,489,302	775,533,828	26,653,587	261,253,088
1101002000	Meslin flour	0	100	0	801
1102100000	Rye flour	1,744	17,706	3,947	39,779
1102200000	Maize (corn) flour	0	251,981	0	210,986
1102900010	Rice flour	0	203	0	760
1102900090	Other cereal flours	468,482	6,815,916	180,112	2,430,370
1103112000	Groats and meals of durum or hard wheatsemolina	0	4,653	0	13,041
1103119000	Other groats and meals of wheat	528,007	922,377	211,290	386,124
1103130000	Groats and meals of maize (corn)	220,844	327,797	65,578	125,487
1103192000	Groats and meals of rice	7	11	2	3
1103199000	Groats and meals of other cereals	0	450	0	3,123
1103200000	Cereal pellets	16,479	92,793	10,925	59,489
1104120000	Rolled/flaked grains of oats	100,800	3,383,426	75,072	2,343,457
1104191000	Rolled/flaked grains of maize (corn)	9,887	244,148	10,362	202,998
1104199000	Rolled/flaked grains of other cereals	0	4,982	0	7,737
1104220000	Other worked grains of oats	0	3,628	0	11,794
1104230000	Other worked grains of maize (corn)	35,250	222,458	28,677	172,404
1104292000	Other worked grains of barley	0	127	0	751
1104299000	Other worked grains of other cereals	518,697	12,231,278	209,979	3,830,687
1104300000	Germ of cereals, whole, rolled, flakedor ground	149,920	324,513	30,911	76,350
1105100000	Flour, meal and powder of potatoes	64,122	821,740	72,589	761,240
1105200000	Flakes, granules and pellets of potatoes	419,245	4,760,509	547,082	6,346,718
1106100000	Flour, meal and powder of the driedleguminous vegetables of heading 07.13	0	17,614	0	42,980
1106201000	Flour, meal & powder of manioc (cassava)	0	20,170	0	20,687
1106202100	Meal of sago	0	136	0	775
1106202900	Flour and powder of sago	0	23,013	0	8,990
1106209000	Flour, meal & powder of roots or tubersof heading 07.14	0	1,598	0	3,862
1106300000	Flour,meal and powder of the driedleguminous vegetables of prod.chapter 8	5,461	383,372	51,242	1,804,934
1107100000	Malt, not roasted	3,126,440	27,753,158	2,117,387	16,505,589
1107200000	Malt, roasted	24,000	132,226	24,188	142,600
1108110000	Wheat starch	0	3,009,619	0	1,390,135
1108120000	Maize (corn) starch	15,368,078	253,336,232	7,252,793	111,032,447
1108130000	Potato starch	1,504,750	14,295,967	1,190,391	8,512,188
1108140000	Manioc (cassava) starch	2,143,545	294,832,093	1,110,299	120,739,381
1108199000	Other starches	5,464,136	7,365,986	3,779,228	5,071,055
1108200000	Inulin	250,000	4,021,679	796,821	13,190,242
1109000000	Wheat gluten, whether or not dried	412,605	3,358,041	307,078	2,588,834
1201001000	Soya beans, whether or not broken,suitable for sowing	44,535	2,976,601	43,362	2,072,561
1201009000	Other soya beans, whether or not broken	200,468,147	1,737,528,089	109,808,646	837,964,487
1202101000	Ground nuts, not roasted or otherwisecooked, in shell, suitable for sowing	0	25,601	0	8,504
1202109000	Oth ground nuts, not roasted/otherwisecooked, in shell	10,363,106	94,701,710	10,291,893	83,778,450
1202200000	Ground nuts, shelled	13,475,125	134,666,181	15,067,717	138,862,996
1203000000	Copra	8,000	54,534	928	8,850
1204000000	Linseed, whether or not broken.	0	56,986	0	43,343
1205100000	Low erucic acid rape or colza seedswhether or not broken	0	4,817	0	15,626
1205900000	Other rape or colza seedswhether or not broken	18,789	65,569	6,460	33,008
1206000000	Sunflower seeds, whether or not broken	1,714,960	10,774,629	579,776	4,140,728
1207200000	Cotton seeds, whether or not broken	0	43,000	0	70,950
1207400000	Sesamum seeds, whether or not broken	823,739	6,535,969	566,652	3,644,046
1207500000	Mustard seeds, whether or not broken	0	10,742	0	8,391
1207910000	Poppy seeds, whether or not broken	0	58	0	576
1207992000	Palm nuts and kernelswhether or not broken	15,195	50,344	405,955	3,310,226
1207993000	Safflower seedswhether or not broken	0	5,187	0	8,394
1207999000	Other oil seeds & oleaginous fruits,whether or not broken	1,310	232,573	216,453	2,762,755
1208100000	Flours and meals of soya beans	1,098,353	4,333,170	519,061	2,237,000
1208900000	Flours&meal of oth oil seed/oleaginousfruits, other than those of mustard	0	74,969	0	157,236
1209100000	Sugar beet seed, of a kind used forsowing	0	86	0	593
1209210000	Lucerne (alfalfa) seed, of a kind usedfor sowing	250	750	1,750	5,269
1209250000	Rye grass(lolium multiflorum lam,loliumperenne l.) seed, kind used for sowing	0	100,000	0	42,640
1209290000	Other seeds of forage plants, of a kindused for sowing	5,530	351,554	47,419	1,066,334
1209300000	Seeds of herbaceous plants cultivatedprincipally for their flowers	0	522	0	3,825
1209910000	Vegetable seeds,of a kind used forsowing	8,634	300,911	466,490	5,056,586
1209991000	Rubber seeds, kenaf seeds, of a kindused for sowing	0	420	0	31,500
1209999000	Other seeds of a kind used for sowing	58,534	1,172,815	316,803	4,957,882
1210100000	Hop cones,neither ground nor powdered,nor in the form of pellets	0	857	0	8,801
1210200000	Hop cones, ground, powdered or in theform of pellets;lupulin	0	55,637	0	171,040
1211201000	Ginseng roots, cut, crushed/powderedform	0	43,488	0	434,704
1211209000	Ginseng roots, in other forms	1,725	4,308	15,008	40,988
1211901100	Cannabis, in cut, crushed or powderedform, used for pharmacy	2,211	58,684	760	24,218
1211901300	Rauwolfia serpentina rootsused for pharmacy	232,691	2,770,362	435,449	6,042,031
1211901400	Other plants, in cut, crushed orpowdered form, used for pharmacy	0	580,932	0	881,292
1211901900	Other plants, in other forms used forpharmacy	36,665	583,801	12,106	431,547
1211909100	Pyrethrum, in cut, crushed or powderedform	16,500	96,665	6,875	362,223
1211909500	Gaharu wood chips, in cut, crushed orpowdered form	0	583	0	6,836
1211909600	Liquorice roots, in cut, crushed orpowdered form	0	69,663	0	33,543

I.3. IMPOR MENURUT KOMODITI / IMPORT BY HS COMMODITY
 *** DESEMBER / DECEMBER 2010 ***

H S	Uraian Komoditi Commodity Description	Berat Bersih / Net Weight (Kg)		Nilai / Value C.I.F (US\$)	
		Bulan ini Current Month	Kumulatif Cum.Jan. to date	Bulan ini Current Month	Kumulatif Cum.Jan. to date
1211909900	Oth plants, in cut, crushed/powdered form, used for other purposes	22,189	301,064	33,258	819,559
1212201100	Seaweeds & oth algae, fresh, chilled/dried of a kind used in pharmacy	0	1,930	0	73,281
1212201900	Seaweeds & oth algae, fresh, chilled/dried, used in dyeing, tanning, perfumery	0	453,994	0	1,251,981
1212202000	Seaweeds & oth algae, fresh, chilled/dried, for oth, not for human consumption	26,000	151,225	32,760	173,848
1212209000	Oth seaweeds & oth algae, fresh, chilled, dried, primarily for human consumption	12,154	171,717	23,963	532,356
1212910000	Sugar beet	11	19	48	80
1212993000	Melon seeds	0	2,927	0	4,066
1212999000	Other vegetable product, of a kind used primarily for human consumption	47,073	391,192	31,939	428,008
1213000000	Cereal straw and husks, unprepared	0	3,625	0	25,213
1214100000	Lucerne (alfalfa) meal and pellets	278,539	425,616	70,234	107,107
1214900000	Other forage products, whether/not in the form of pellets.	0	419,950	0	114,603
1301200000	Gum arabic	11,123	210,322	60,947	1,156,014
1301901000	Gum benjamin	122	247,814	630	432,844
1301902000	Gum damar	63,000	986,818	53,550	1,369,189
1301903000	Cannabis resin	0	66	0	8,562
1301909000	Other gum and resin	40,694	982,134	206,908	3,205,405
1302119000	Other opium, whether or not modified	0	335	0	243,753
1302120000	Saps and extracts of liquorice, whether or not modified	69,949	598,290	450,525	6,043,988
1302130000	Saps and extracts of hops, whether or not modified	2,750	58,964	96,763	632,093
1302192000	Extracts and tinctures of cannabis	0	10	0	6,700
1302193000	Other medicinal extracts derived from vegetable products	8,960	118,100	356,103	5,160,214
1302194000	Vegetable saps, extracts of pyrethrum or of the root of plants containing rotenone	25	6,810	540	54,885
1302195000	Japan (or chinese) lacquer (natural lacquer)	0	7,500	0	30,824
1302199000	Other saps and extracts of vegetable	68,067	940,237	922,605	11,523,283
1302200000	Pectic substances, pectinates & pectates	2,485	147,336	23,591	1,786,380
1302310000	Agar-agar	81,521	750,164	138,937	3,305,460
1302320000	Mucilages & thickeners, whether or not modified, derived from locust beans/guar	247,975	3,150,312	647,908	6,811,908
1302391000	Carageenan	14,200	1,257,499	192,330	7,928,375
1302399000	Mucilages & thickeners, whether or not modified, derived from vegetable product	51,456	697,687	505,779	6,268,453
1401100000	Bamboos used primarily for plaiting	10,810	381,965	8,208	201,314
1401200000	Rattans, used primarily for plaiting	0	8,791	0	23,248
1401900000	Other vegetable material used primarily for plaiting	0	1,580	0	7,082
1404200000	Cotton linters	5	42	28	808
1404902000	Barks of a used primarily in tanning	0	18,600	0	15,755
1404909000	Other vegetable products not elsewhere specified or included	139,056	3,043,972	52,786	506,526
1502001100	Edible tallow of bovine animals, sheep or goats, other	0	323	0	9,930
1502001900	Unedible tallow of bovine animal, sheep or goats, other	288	105,509	1,096	149,486
1502009900	Unedible fats other than tallow of bovine animals, sheep or goats, other	41,449	409,579	31,436	244,457
1504101000	Fish-liver oils and their fractions, fit for human consumption	9,640	60,971	77,047	302,617
1504109000	Fish-liver oils and their fractions, unfit for human consumption	0	123,919	0	162,319
1504201000	Fats & oil of fish, not liver oil solid fraction, not chemically modified	124,284	981,437	500,499	6,637,468
1504209000	Fats & oil of fish, not liver oil other fraction, not chemically modified	160,627	3,499,242	370,661	10,452,367
1505001000	Lanolin	50	70,842	676	392,446
1505009000	Other wool grease and fatty substances derived therefrom	50	43,029	753	246,433
1506000000	Other animal fats and oils, and their fractions, not chemically modified	10,920	139,288	15,572	238,855
1507100000	Crude oil of soya bean, whether or not degummed	3,406	14,558	25,777	67,745
1507901000	Refined oil of soya bean	428,870	4,534,552	578,445	4,964,733
1507902000	Fraction of unrefined soya-bean oil	604,509	10,391,976	855,478	12,058,354
1507909000	Other soya bean oil and its fractions	282,512	4,031,034	369,725	4,742,214
1508909900	Other ground-nut oil, other than solid fractions, not chemically modified	0	9	0	337
1509101000	Virgin olive oil, in packing of net weight <=30 kg	1,650	204,886	4,987	769,201
1509109000	Virgin olive oil, in packing of net weight >30 kg	49,879	305,724	58,948	1,003,786
1509901100	Refined olive oil, in packing of net weight <=30 kg	17	84	62	253
1509909100	Other olive oil, whether/not refined, in packing of net weight <=30 kg	0	4,195	0	14,806
1509909900	Other olive oil, whether/not refined, in packing of net weight >30 kg	0	166,260	0	693,040
1510001000	Crude oil, obtained solely from olives	0	4,144	0	17,246
1510009900	Oth oils, obtained solely from olives, not chemically modified	441	59,003	3,063	142,738
1511100000	Crude palm oil	0	4,000,205	0	3,360,560
1511909010	Palm oil, refined, bleached & deodorised (rbd)	33,064	42,462,953	42,097	34,225,662
1511909020	Olein, refined, bleached & deodorised (rbd)	0	760	0	1,110
1511909030	Stearin, refined, bleached & deodorised (rbd)	0	116	0	718
1511909090	Other palm oil and its fractions, not chemically modified	18,780	256,049	18,904	212,664
1512110000	Crude oil of sunflower seed/safflower	0	23	0	876
1512191000	Refined oil of sunflower-seed/safflower	42,912	406,355	104,008	784,947
1512192000	Fraction of unrefined sunflower-seed or safflower oil	181,230	1,621,282	290,530	2,246,849
1512199000	Other fractions of sunflower-seed/safflower, but not chemically modified	10,743	711,932	36,347	1,398,229
1512299000	Other fractions of cotton seed oil, not chemically modified	0	1,135	0	3,883
1513191000	Coconut oil, refined	0	154	0	591
1513192000	Fraction of unrefined coconut (copra) oil	0	5,134	0	8,712
1513199000	Coconut oil, refined, bleached & deodorised (rbd)	0	281,341	0	211,516
1513291100	Solid fraction, not chemically modified, of unrefined palm kernel stearin/babassu oil	120,000	677,331	214,200	1,104,100
1513291900	Oth fraction, not chemically modified, of unrefined palm kernel stearin/babassu oil	0	235,200	0	314,614
1513292100	Solid fraction, not chemically modified, of refined palm kernel stearin/babassu oil	40,000	357,637	80,800	556,078
1513299900	Other fractions of palm kernel oil or babassu oil, not chemically modified	332	91,603	1,117	233,309
1514110000	Crude oil of low erucic acid rape or colza	24,715	197,681	26,576	194,453
1514191000	Low erucic acid rape/colza oil, refined	0	13,460	0	22,050
1514192000	Fraction of unrefined low erucic acid rape or colza oil	16,575	207,258	38,584	490,072
1514199000	Oth fraction of low erucic acid rape/colza oil not chemically modified	74,959	506,430	128,087	863,322
1514911000	Crude oil of oth rape/colza oil & its fractions	0	212	0	1,643
1514919000	Crude oil of mustard	0	1	0	52
1514999100	Oth fractions of rape or colza oil	63,340	681,441	93,743	808,592
1514999900	Oth fractions of mustard oil	0	9,862	0	54,082
1515110000	Crude oil of linseed	0	30,400	0	103,132

I.3. IMPOR MENURUT KOMODITI / IMPORT BY HS COMMODITY
 *** DESEMBER / DECEMBER 2010 ***

HS	Uraian Komoditi Commodity Description	Berat Bersih / Net Weight (Kg)		Nilai / Value C.I.F (US\$)	
		Bulan ini Current Month	Kumulatif Cum.Jan. to date	Bulan ini Current Month	Kumulatif Cum.Jan. to date
1515190000	Other linseed oil and its fractions	105,540	2,518,085	167,713	3,499,973
1515210000	Crude oil of maize (corn)	10,699	37,505	23,660	72,159
1515291100	Solid fraction, not chemically modified of unrefined maize (corn) oil	0	110	0	1,375
1515291900	Oth fractions, not chemically modified of unrefined maize (corn) oil	0	19,887	0	30,475
1515299100	Solid fraction, not chemically modified of refined maize (corn) oil	0	170,582	0	248,893
1515299900	Oth fractions, not chemically modified of refined maize (corn) oil	65,056	598,918	130,897	1,340,077
1515301000	Crude oil of castor	31,200	260,813	49,140	423,552
1515309000	Other castor oil and its fractions	35,320	1,250,481	77,737	2,266,051
1515502000	Fraction of unrefined sesame oil	50	50	768	768
1515509000	Fraction of refined sesame oil	42,495	566,061	115,331	1,280,961
1515901200	Fraction of unrefined tengkawang oil	25	777	583	9,498
1515901900	Fraction of refined tengkawang oil	214	315	3,709	5,572
1515909100	Crude oil of other fixed vegetable fats and oils	0	236,534	0	135,112
1515909900	Other fixed vegetable fats and oils and their fractions	35,026	514,949	160,617	1,954,262
1516101000	Animal fats & oils and their fractions, in packing net weight >=10 kg	15,000	158,000	21,750	338,900
1516109000	Animal fats & oils and their fractions, in packing net weight < 10 kg	0	9,064	0	6,188
1516201100	Re-esterified fats & oils of soya bean and its fraction	95,020	919,311	195,795	1,610,215
1516201200	Re-esterified of crude palm oil and its fraction	286,536	3,312,544	515,085	5,231,643
1516201300	Re-esterified fats & of palm oil, other crude and its fraction	108,745	911,438	173,901	1,376,861
1516201400	Re-esterified fats & oils of coconut and its fraction	321,480	3,213,798	384,425	3,682,124
1516201500	Re-esterified fats & oils of palm kernel and its fraction	0	15,071	0	38,864
1516201800	Re-esterified fats & oils of olives and its fraction	12,654	12,802	47,125	48,771
1516201900	Oth vegetable fat, re-esterified fats & oils and its fraction	207,649	3,626,211	319,991	5,186,336
1516202100	Hydrogenated fats in flakes of ground-nut, soya beans, palm oil or coconuts	0	340,926	0	515,929
1516202300	Hydrogenated fats in flakes of olives	15,383	67,600	6,119	28,244
1516202900	Other hydrogenated vegetable fats in flakes	817,943	8,833,503	1,400,274	13,984,311
1516204000	Hydrogenated and refined, bleached and deodorised palm kernel stearin or olein	562,850	5,517,540	763,527	6,029,695
1516205000	Oil of palm stearin, crude, with an iodine value not exceeding 48	1	1	10	10
1516207000	Refined, rbd palm stearin with iodine value not exceeding 48	4,500	62,280	13,968	127,756
1516209100	Oth fat & oils of ground-nuts, palm oil or coconuts	100,670	1,449,250	118,589	1,517,145
1516209300	Other fat and oils of olives and their fractions	13,440	25,506	63,914	131,287
1516209900	Other vegetable fats and oils and their fractions	143,345	3,578,125	271,063	4,937,062
1517100000	Margarine, excl. liquid margarine	66,207	901,521	142,134	1,590,103
1517901000	Imitation ghee	0	36,097	0	44,784
1517902000	Liquid margarine	46,760	628,752	120,517	1,516,628
1517903000	Mould release preparations	460	2,620	6,078	29,282
1517904300	Shortening	9,729	179,059	14,920	232,794
1517905000	Solid mixtures or prep of vegetable fats or oils or of their fractions	36,401	490,643	52,239	705,416
1517906200	Liquid mixtures or prep of fats/oil, which palm oil predominates	58,984	843,751	144,461	1,958,844
1517906800	Liquid mixtures or prep of fats/oil, which illipen oil predominates	0	41,640	0	102,098
1517906900	Liquid mixtures or prep of fats/oil, which oth vegetable oil predominates	18,736	398,323	38,368	716,443
1517909000	Oth edible mixtures or prep of animal or vegetable fats or oils	13,095	701,779	165,629	11,638,134
1518001200	Animal fats and oils, boiled, oxidised, dehydrated, sulphurised, blown, polymerised	38,220	163,257	37,838	241,889
1518001400	Ground-nut, soya-bean, palm/coconut oil polymerised, or oth chemically modified	168,404	2,434,410	222,905	3,528,231
1518001500	Linseed oil & its fract, boiled, oxidised, dehydrated, sulphurised, blown, polymerised	1,940	49,262	2,444	75,397
1518001600	Olive oil & its fract, boiled, oxidised, dehydrated, sulphurised, blown, polymerised	40,590	226,000	192,988	956,138
1518001900	Oth animal/vegetable fat & oils, boiled, dehydrate, sulphurise, blown, polymerised	36,054	798,449	37,473	841,198
1518002000	Inedible mixtures/preparation of animal fats or oils or of different fats/oils	64,000	877,255	110,720	1,250,686
1518003100	Inedible mixtures/preparations of palm oil (including palm kernels)	2	4,424	4	17,043
1518003200	Inedible mixtures/preparations of ground-nuts, soya-beans or coconuts	48,000	691,243	81,440	1,046,200
1518003300	Inedible mixtures/preparation of linseed	0	30,400	0	67,716
1518003400	Inedible mixtures/preparations of olives	0	3	0	103
1518003900	Inedible mixtures or preparate of other vegetable fats or oils	3,905	179,014	12,696	632,412
1518006000	Inedible mixture & preparate of animal or vegetable fats or oils	3,009	661,593	12,006	3,082,160
1520001000	Glycerol, crude	0	4,033,453	0	1,149,712
1520009000	Glycerol waters and glycerol lys	29	106,877	592	316,838
1521100000	Vegetable waxes (oth. than triglycerides) whether or not refined or colored	9,958	239,513	92,454	1,283,354
1521901000	Bee wax and other insect waxes, whether or not refined or colored	500	6,338	11,157	47,611
1521902000	Spermaceti, whether or not refined or colored	0	20,660	0	88,826
1522009000	Residues resulting f/the treatment of fatty substan. or animal/vegetable waxes	7,184	140,508	23,742	390,837
1601000011	Sausage containing pork	0	12,330	0	45,283
1601000019	Sausages, containing both pork	0	347	0	720
1601000090	Other sausages and similar products of meat, meat offal or blood	13,384	231,955	35,037	396,732
1602101000	Prepared or preserved meat offal/blood containing pork, in airtight containers	2,982	43,141	9,800	86,684
1602109000	Prepared or preserved meat, or blood cont both pork, in airtight containers	5,948	25,230	7,000	27,605
1602329000	Oth prepared/preserved meat offal/blood of fowls of the spec. gallus domesticus	0	8,387	0	13,975
1602411000	Hams and cuts thereof of swine, in airtight containers	17,150	100,332	21,240	117,848
1602421000	Shoulders and cuts thereof of swine in airtight containers	2,380	16,070	2,800	17,705
1602429000	Shoulders and cuts thereof of swine in other than airtight containers	7,393	34,033	8,700	37,660
1602491100	Luncheon meat of swine, in airtight containers	0	116,189	0	131,200
1602491900	Luncheon meat of swine, in other than airtight containers	0	3,273	0	11,217
1602499900	Oth prepared/preserved meat offal/blood of swine not in airtight containers	1,959	4,085	5,371	13,007
1602500000	Other prepared or preserved meat offal or blood of bovine animals	94,737	794,311	457,500	3,465,189
1602909000	Oth prepared/preserved meat offal/blood of any animal	59,800	86,204	54,424	104,884
1603001000	Extracts & juices of chicken, with herbs	0	18,438	0	18,007
1603003000	Extracts/juices of oth meat, fish/crustamolluscs/aquatic invertebr, with herbs	19,000	102,600	17,100	89,760
1603009000	Extracts/juices of oth meat, fish/crustamolluscs/aquatic invertebr, without herbs	102	8,001	4,784	181,292
1604111000	Salmon, prepared/preserved in airtight containers	0	51,172	0	541,464
1604131100	Sardines, prepared/preserved in airtight container	20,022	517,814	62,405	1,003,356
1604131900	Sardines, prepared or preserved in other than airtight containers	36,050	124,146	16,944	185,423
1604139900	Sardinella and brisling or sprats, prep/preserved not in airtight containers	0	630,364	0	1,027,450
1604141000	Tunas, skipjack & bonito (sarda spp), prepared/preserved in airtight container	25,925	349,288	81,637	1,197,838
1604149000	Tunas, skipjack, bonito (sarda spp), prep/preserved not in airtight containers	0	99,255	0	497,718

I.3. IMPOR MENURUT KOMODITI / IMPORT BY HS COMMODITY
 *** DESEMBER / DECEMBER 2010 ***

HS	Uraian Komoditi Commodity Description	Berat Bersih / Net Weight (Kg)		Nilai / Value C.I.F (US\$)	
		Bulan ini Current Month	Kumulatif Cum.Jan. to date	Bulan ini Current Month	Kumulatif Cum.Jan. to date
1604151000	Mackerel, prepared or preserved, in airtight containers	31,919	293,698	106,550	893,569
1604159000	Mackerel, prepared or preserved, in other than airtight containers	48,959	210,715	45,031	358,125
1604161000	Anchovies, prepared or preserved, in airtight containers	0	1,688	0	28,526
1604169000	Anchovies, prepared or preserved, in other than airtight containers	0	831	0	4,778
1604192000	Horse mackerel, in airtight containers	0	71,400	0	151,060
1604193000	Other fish, whole or in pieces, but not minced, in airtight containers	3,200	17,970	55,680	273,302
1604199000	Other fish, whole/in pieces, not minced, prepared/preserved in other	0	8,171	0	27,612
1604201900	Sharks fins, prepared and ready for use other than airtight containers	0	74,130	0	243,725
1604202900	Fish sausages in other than airtight containers	4,309	17,281	5,038	15,050
1604209100	Other prepared or preserved fish, in airtight containers	0	9,970	0	18,087
1604209900	Other prepared/preserved fish, in other than airtight containers	22,222	333,091	77,884	1,120,317
1604309000	Caviar and caviar substitutes, prepared/preserved not in airtight containers	0	1,144	0	1,290
1605101000	Crabs in airtight containers prepared or preserved	9,659	52,332	111,631	487,318
1605109000	Crabs in other than airtight containers prepared or preserved	6,704	200,436	25,771	599,431
1605209900	Other aquatic invertebrates in other containers, prepared or preserved	4,827	67,656	17,619	280,821
1605901000	Abalone, prepared or preserved	0	61,422	0	181,103
1605909000	Other crustaceans, molluscs & other aquatic invertebrates, prepared or preserved	580	51,473	1,825	172,484
1701110010	Cane sugar, minimum 1200	264,556,385	1,169,234,925	179,207,260	660,206,351
1701110090	Cane sugar, minimum 1200	0	22,246,205	0	10,397,837
1701910000	Cane/beet sugar, added flavour/color	0	24,400,000	0	18,617,325
1701991100	Refined sugar, white	15,382,783	188,543,658	13,026,860	130,873,351
1701991900	Other refined sugar	0	2,500,000	0	1,636,500
1701999000	Other cane or beet sugar, & chemically pure sucrose, in solid form	4	378,643,824	16	289,505,952
1702110000	Lactose and lactose syrup, containing by weight 99% or more lactose	878,442	13,415,800	1,033,528	15,081,968
1702190000	Lactose and lactose syrup, containing by weight less than 99% lactose	284,343	3,172,281	588,521	5,610,672
1702200000	Maple sugar and maple syrup	41,047	76,410	56,037	100,745
1702301000	Glucose, containing fructose < 20%	1,544,545	21,360,492	1,160,313	14,867,472
1702302000	Glucose syrup, containing fructose < 20%	5,719,600	41,303,296	2,522,892	19,007,063
1702400000	Glucose and glucose syrup, containing 20% <= fructose < 50%	0	1,166,295	0	809,668
1702500000	Chemically pure fructose	76,009	482,574	107,236	699,821
1702601000	Fructose, containing fructose > 50%	0	75,651	0	119,608
1702602000	Fructose syrup, containing fructose > 50%	902,124	8,507,400	425,186	4,009,393
1702901000	Maltose	691,655	9,887,829	519,287	6,554,128
1702902000	Artificial honey, whether or not mixed with natural honey	170,550	586,146	235,624	1,176,791
1702903000	Flavoured or colored sugars (excluding maltose)	43	12,749	128	33,167
1702904000	Caramel	211,509	3,418,422	201,760	3,972,191
1702909000	Other sugar, incl. invert sugar & sugar syrup blends cont. 50% of fructose	689,704	26,548,078	1,068,839	23,749,286
1703109000	Cane molasses not containing added flavouring or coloring matter	21,061	17,889,945	16,401	3,031,534
1703909000	Other molasses result from extract/refined sugar, not containing added flavour/color matter	7,175,500	88,103,639	1,425,211	16,988,052
1704100000	Chewing gum, whether or not sugar-coated	110,553	797,318	386,179	4,135,323
1704901000	Medicated sweets	99,121	928,858	526,597	5,291,633
1704902000	White chocolate	7,954	79,206	38,568	392,562
1704909000	Other sugar confectionery, not containing cocoa	828,873	6,537,654	2,038,270	15,973,100
1801000000	Cocoa beans, whole or broken, raw/roasted	1,689,922	24,830,620	5,073,970	89,497,057
1802000000	Cocoa shells, husks, skins & other cocoa waste	287,165	2,381,514	32,396	290,662
1803100000	Cocoa paste, not defatted	17,029	173,490	77,204	723,552
1803200000	Cocoa paste, wholly or partly defatted	20,000	2,117,699	72,000	6,182,419
1804000000	Cocoa butter, fat and oil	352	4,920	5,137	49,468
1805000000	Cocoa powder, not containing added sugar or other sweetening matter	659,866	11,555,609	2,776,492	40,629,296
1806100000	Cocoa powder, containing added sugar or other sweetening matter	190,347	1,646,286	143,905	1,475,099
1806201000	Chocolate confectionery in blocks, slabs, bars, weighing > 2 kg	30,803	1,542,483	107,281	6,093,454
1806209000	Other chocolate & other food preparations cont. cocoa, weighing > 2 kg	28,141	290,370	72,683	780,134
1806311000	Chocolate confectionery in blocks, slabs, bars, filled, weighing > 2 kg	54,109	260,972	341,928	1,811,963
1806319000	Other chocolate & other food preparations cont. cocoa, filled, weighing > 2 kg	45,209	803,245	745,218	7,932,839
1806321000	Chocolate confectionery in blocks, slabs, bars, not filled, weighing > 2 kg	175,259	491,900	887,851	2,493,576
1806329000	Other chocolate & other food preparations cont. cocoa, not filled, weighing > 2 kg	27,532	277,602	80,733	838,776
1806901000	Chocolate confectionery in tablets or pastilles	18,450	87,365	84,869	519,036
1806902000	Food preparations of flour, meal, starch cont. 40% <= cocoa < 50%, not for retail	1,092	1,719	1,430	2,321
1806909000	Food preparations of flour, meal, starch cont. 40% <= cocoa < 50%, for retail	158,032	949,421	1,121,306	5,232,066
1901101000	Preparations of malt extract for infant use, put up for retail sale	12,448	101,117	29,798	259,141
1901102000	Prep for infant use, of goods of heading 0401 to 0404 of malt for infant use	28,754	261,652	303,101	2,625,417
1901103000	Preparations of soya bean powder for infant use, put up for retail sale	553,287	5,152,593	1,800,280	18,633,367
1901109000	Food preparations of without containing fat for baby	46,314	3,097,860	173,580	8,050,241
1901201000	Mixes & doughs of flour, groats, meal, starch/malt extract, not containing cocoa	37,402	420,574	98,662	1,154,744
1901202000	Mixes & doughs of flour, groats, meal, starch/malt extract, containing cocoa	1	15,310	17	68,910
1901203000	Other mixes and doughs for prep. of bakers wares, not containing cocoa	77,056	1,087,637	180,761	2,084,911
1901204000	Other mixes and doughs for prep. of bakers wares, containing cocoa	2,960	39,714	2,653	57,295
1901901000	Infant food prep for lactase deficiency, medical not put up for retail sale	0	8,971	0	10,279
1901902000	Malt extract infant food, not put up for retail sale	233,716	2,992,682	376,219	3,931,099
1901903100	Filled milk, prep. of goods of heading 04.01 to 04.04	147,699	3,519,093	614,224	11,684,725
1901903900	Other medical food prep of goods of heading 0401 to 0404	471,600	6,617,354	1,073,805	14,016,442
1901904100	Other soya based preparation, in powder form	0	93,662	0	238,925
1901904900	Other soya based preparations, in other form	854,539	10,349,462	1,666,452	19,399,616
1901909010	Kerupuk of shrimps	0	39,434	0	63,607
1901909090	Other preparation of medical food cont. cocoa	219,374	2,782,889	553,367	8,119,894
1902110000	Uncooked pasta, not stuffed/otherwise prepared, containing eggs	41,571	753,665	55,083	978,248
1902192000	Rice vermicelli (bee hon)	21,112	682,294	14,475	608,540
1902199000	Other uncooked pasta, not containing eggs	599,515	4,903,055	745,238	5,781,908
1902201000	Stuffed pasta, whether or not cooked or otherwise prepared	13,709	186,941	51,954	655,132
1902209000	Other stuffed pasta, whether or not cooked	3,175	14,474	7,947	28,154
1902301000	Instant noodles	34,896	259,121	90,566	644,283
1902302000	Instant rice vermicelli	8,391	114,595	17,887	173,235
1902309000	Other stuffed pasta	194,063	2,218,927	351,753	3,560,321

I.3. IMPOR MENURUT KOMODITI / IMPORT BY HS COMMODITY
 *** DESEMBER / DECEMBER 2010 ***

H S	Uraian Komoditi Commodity Description	Berat Bersih / Net Weight (Kg)		Nilai / Value C.I.F (US\$)	
		Bulan ini Current Month	Kumulatif Cum.Jan. to date	Bulan ini Current Month	Kumulatif Cum.Jan. to date
1902400000	Couscous	625	12,274	1,160	27,090
1903000000	Pearl tapioca, flakes, sefting andsubstitutes of tapioca	9,721	942,263	14,000	515,968
1904100000	Prepared foods obtained by the swellingor roasting of cereals/cereal products	361,647	4,268,315	1,106,589	11,640,372
1904200000	Prapeded foods of mixtures of roastedor unroasted cereal flakes products	16,603	94,026	49,345	272,505
1904901000	Rice preparations, including pre-cookedrice	99,967	681,131	100,519	920,343
1904909000	Oth prepared foods obtained of cerealsor cereal products	8,413	239,470	14,140	353,168
1905100000	Crispbread	8,710	217,315	20,939	433,731
1905200000	Gingerbread and the like	0	1,342	0	4,205
1905311000	Sweet biscuits not containing cocoa	110,704	1,863,576	326,830	4,354,224
1905312000	Sweet biscuits containing cocoa	135,434	2,067,339	643,848	6,855,623
1905320000	Waffles and wafers	209,609	2,699,458	960,048	9,360,457
1905400000	Rusks, toasted bread & similar toastedproducts	176,891	1,023,151	203,431	1,316,024
1905901000	Unsweetened teething biscuits	0	6,555	0	25,470
1905902000	Other unsweetened biscuits	5,854	131,624	23,186	255,923
1905903000	Cakes	596,027	2,071,196	673,625	2,926,629
1905904000	Pastries	2,508	61,059	8,249	131,218
1905905000	Bakery products made without flour	0	1,651	0	3,821
1905907000	Communion wafers, sealing wafers, ricepaper and similar products	0	936	0	4,442
1905908000	Other crisp savoury food products	24,473	763,148	103,889	1,580,037
1905909000	Other baker wares	464,798	4,576,718	906,406	10,351,919
2001100000	Cucumbers and gherkins,prepared or preserved by vinegar or acetic acid	0	24,312	0	46,600
2001901000	Onions, prepared/preserved by vinegaror acetic acid	4,001	153,719	11,762	444,212
2001909000	Oth vegetables,fruit,nuts,edible plantprep/preserve by vinegar/acetic acid	9,038	101,297	20,530	278,234
2002101000	Tomatoes, whole/in pieces,not preparedor preserved by vinegar/acetic acid	77,732	421,791	63,452	356,693
2002109000	Oth tomatoes, whole/in pieces,not prep.or preserved by vinegar/acetic acid	33,135	265,266	19,384	224,046
2002901000	Tomato paste, not prepared or preservedby vinegar or acetic acid	591,308	9,397,381	533,556	8,042,150
2002909000	Other tomatoes, prepared or preservedotherwise than by vinegar/acetic acid	30,604	183,710	24,908	391,530
2003100000	Mushrooms of the genus agaricus, notprepared/preserved by vinegar/acetic acid	192,000	1,307,300	187,740	1,292,547
2003200000	Truffles, not prepared/preserved byvinegar or acetic acid	100	2,632	1,250	35,250
2003900000	Oth mushrooms, not prepared/preservedby vinegar or acetic acid	100,282	341,672	114,770	408,093
2004100000	Potatoes, frozen, not preprd/preservedby vinegar or acetic acid	600,750	11,203,447	632,232	10,940,229
2004909000	Oth vegetables,frozen,prep/preservedby vinegar/acetic acid	188,209	2,999,320	200,519	3,257,694
2005100000	Homogenised vegetables,not frozen, notprepared/preservd by vinegar/acetic acid	0	22,765	0	11,415
2005201000	Potatoes chips & sticks,not frozen, notprepared/preserved by vinegar/acetic acid	13,760	821,803	81,765	4,665,915
2005209000	Other potatoes, not frozen, not prep.or preserved by vinegar or acetic acid	2	19	44	141
2005400000	Peas (pisum sativum), not frozen, notprepared/preservd by vinegar/acetic acid	195,162	1,429,821	103,037	750,552
2005510000	Beans,shelled, not frozen, not preparedor preserved by vinegar or acetic acid	0	158,219	0	252,044
2005590000	Other beans, not frozen, not preparedor preserved by vinegar or acetic acid	81,049	729,782	57,727	650,954
2005600000	Asparagus, not frozen, not prepared orpreserved by vinegar or acetic acid	1,489	569,095	2,905	432,494
2005700000	Olives, not frozen, not prepared orpreserved by vinegar or acetic acid	0	16,368	0	40,779
2005800000	Sweet corn(zea mays var.saccharata),notfrozen,not prepared by vinegar/actc acid	314,519	1,659,778	256,348	1,434,213
2005910000	Vegetables and mixtures of, notfrozen,not prepared by vinegar/acid	26,824	125,463	20,570	94,542
2005990000	Oth smoked garlic, not frozen vegetable& mixtures of not prep.by vinegar/acid	36,394	530,318	120,140	1,537,850
2006000000	Vegetables,fruit,nuts,fruit-peel & othparts of plants,preserved by sugar	6,777	310,759	11,204	381,887
2007100000	Jams, fruit jellies, marmalades, fruitor nut, homogenised preparations	19,112	377,674	72,369	983,890
2007910000	Citrus fruit	2,514	24,416	9,630	107,928
2007991000	Fruit grains and pastes other than ofmango, pineapples or strawberries	115,679	3,173,523	161,282	2,581,163
2007999000	Fruit grains and pastes of mango,pineapples or strawberries	136,044	3,677,136	271,336	3,904,790
2008111000	Roasted ground nuts, othwise prepared/preserved	6,418	45,392	34,488	144,181
2008112000	Peanut butter, othwise prepared orpreserved	52,418	383,507	125,389	908,615
2008119000	Oth ground nuts, othwise prepared orpreserved	35,100	284,370	143,710	587,096
2008191000	Cashew, incl. mixtures,othwise preparedor preserved	1,594	10,800	5,569	50,453
2008199000	Other nuts and seeds, othwise preparedor preserved	55,035	248,829	71,671	936,589
2008200000	Pineapples, othwise prepared/preserved	1,335	10,303	1,761	11,029
2008301000	Citrus fruit, added sugar/oth.sweeteningin or not in airtight container	55,890	173,971	40,241	168,818
2008309000	Oth citrus fruit, not added sugar/sweetening in/not in airtight container	18,144	6,130,755	14,969	6,475,320
2008401000	Pears, containing added sugar orsweetening matter in airtight container	0	39,483	0	51,691
2008501000	Apricots,containing added sugar / othersweet,matter in/not airtight container	0	14,443	0	17,989
2008601000	Cherries,containing added sugar / othersweet,matter in/not airtight container	3,333	244,802	2,915	606,108
2008701000	Peaches,containing added sugar or othersweet,matter in/not airtight container	17,908	399,949	25,671	472,335
2008709000	Peaches, not containing added sugar/sweetening, in/not airtight containers	0	20,646	0	20,798
2008801000	Strawberries,containing added sugar/othsweet,matter in/not airtight container	0	36	0	53
2008809000	Strawberries,not containing added sugar/sweetening, in/not airtight containers	7,939	27,649	7,744	49,498
2008921000	Mixtures of stems, roots & other edibleparts of plant,othwise prep./preserved	0	8,181	0	8,378
2008922000	Mixtures of other edible parts of plantadded sugar, in/not airtight container	54,907	293,399	82,564	364,309
2008929000	Mixtures of other edible parts of plantnot added sugar,in/not airtight contain.	3,926	81,696	5,014	345,785
2008991000	Lychees, othwise prepared or preserved	143,501	1,717,027	146,342	1,524,216
2008992000	Longans, othwise prepared or preserved	581,367	2,506,564	504,390	2,336,666
2008993000	Stems,roots and oth.edible parts of plants, othwise prepared or preserved	3,524	78,029	4,500	124,828
2008994000	Othwise prepared or preserved, addedsugar/sweet, in/not airtight container	18,863	216,273	42,801	243,350
2008999000	Othwise prepared/preserved, not addedsugar/sweet, in/not airtight container	95,193	1,093,578	104,282	1,104,382
2009110000	Orange juice, frozen	163,178	3,034,747	298,265	5,098,859
2009120000	Orange juice, not frozen,of a brix value not exceeding 20	93,692	910,192	80,961	870,436
2009190000	Orange juice, not frozen,of a brix value exceeding 20	26,443	539,281	45,868	551,634
2009210000	Grapefruit juice, of a brix value notexceeding 20	0	15,587	0	14,912
2009290000	Other grapefruit juiceof a brix value exceeding 20	35,492	361,456	120,559	1,479,763
2009310000	Juice of any other single citrus fruit,of a brix value not exceeding 20	529	72,824	1,842	104,168
2009390000	Other juice of any other single citrus of a brix value exceeding 20	1,412	71,279	1,477	329,463
2009410000	Pineapple juice,of a brix value not exceeding 20	346	52,605	336	50,884
2009490000	Other pineapple juice,of a brix value exceeding 20	2,930	72,349	4,638	132,347
2009500000	Tomato juice	20,342	196,752	14,460	178,936
2009610000	Grape juice (including grape must),of a brix value not exceeding 20	36,529	463,286	46,765	499,682
2009690000	Other grape juice (including grape must)of a brix value exceeding 20	54,207	332,656	58,087	397,373

I.3. IMPOR MENURUT KOMODITI / IMPORT BY HS COMMODITY
 *** DECEMBER / DECEMBER 2010 ***

H S	Uraian Komoditi Commodity Description	Berat Bersih / Net Weight (Kg)		Nilai / Value C.I.F (US\$)	
		Bulan ini Current Month	Kumulatif Cum.Jan. to date	Bulan ini Current Month	Kumulatif Cum.Jan. to date
2009710000	Apple juice,of a brix value not exceeding 20	35,716	528,924	29,677	405,953
2009790000	Other apple juiceof a brix value exceeding 20	87,493	1,312,070	166,495	1,958,263
2009801000	Blackcurrant juice	160	10,236	3,018	50,440
2009809000	Other juice of any other single fruitor vegetables	86,841	850,973	130,377	1,238,645
2009900000	Mixtures of juices	301,577	3,029,631	676,813	6,733,205
2101111000	Instant coffee	154,897	3,104,695	870,088	19,133,154
2101119000	Oth extracts, essences and concentratesof coffee	84,852	524,935	271,697	1,573,530
2101120000	Preparations with a basis of extracts,essences or concentrates of coffee	14,065	165,314	57,167	2,161,274
2101201000	Tea preparations consisting of a mixturetea, milk powder and sugar	4,334	44,051	21,716	341,426
2101209000	Mate preparations consisting of a mixturmate , milk powder and sugar	51,574	1,480,460	234,457	9,063,419
2101300000	Roasted chicory&oth.roasted coffee substitutes,extract,essence&concent.there	0	75	0	2,125
2102101000	Bread yeasts, active	161,038	3,382,404	328,036	9,103,436
2102109000	Active yeasts, other than for bread	144,432	1,765,207	383,735	5,349,954
2102200000	Inactive yeasts; other single-cell microorganisms, dead	849,428	4,769,137	827,963	8,031,695
2102300000	Prepared baking powders	137,200	2,033,954	310,668	2,362,076
2103100000	Soya sauce sweet, salt and other	659,278	8,778,450	584,870	6,908,686
2103200000	Tomato ketchup and other tomato sauces	6,597	380,686	11,001	613,973
2103300000	Mustard flour & meal & prepared mustard	50,631	425,435	64,839	462,035
2103901000	Chilli sauce	190,479	1,827,467	271,806	2,725,220
2103902000	Mixed condiments and mixed seasonings,including belachan	130,970	945,510	565,797	4,080,083
2103903000	Fish sauce	145,324	1,411,553	106,646	1,017,148
2103909000	Other sauces and preparations therefor;mustard flour & meal & prepared musta	674,147	8,281,764	1,787,430	22,681,782
2104101000	Soups and broths & preparation thereforcontaining meat	2,316	136,196	2,442	302,909
2104109000	Soups and broths & preparation therefor,not containing meat	24,425	682,460	45,471	1,308,953
2104209000	Homogenised composite food preparations,not containing meat	442	16,380	5,701	46,019
2105000000	Ice cream and other edible ice, whetheror not containing cocoa	142,414	1,560,945	728,475	6,670,548
2106100000	Protein concentrates and texturedprotein substances	376,833	4,396,645	707,729	7,756,129
2106901000	Dried bean curd and bean curd sticks	6,831	63,296	9,962	99,453
2106902000	Flavoured or colored syrups	106,020	1,092,981	345,954	3,415,375
2106903000	Non-dairy creamer	4,307,882	70,897,491	6,560,484	99,490,929
2106904000	Autolysed yeast preparations	21,300	492,204	67,236	3,737,994
2106905100	Non-alcoholic prep used as raw materialto make composite concentrates bevera	16,121	216,862	149,460	1,858,176
2106905200	Non-alcoholic comp concentrates for simpdilution with water to make beverages	395,513	5,719,845	7,867,150	101,502,035
2106905300	Ginseng based products, non-alcoholicpreparations use for making beverages	12	33,432	316	857,364
2106905900	Other non-alcoholic preparations usefor making beverages	94,648	1,876,617	306,450	6,216,788
2106907000	Preparations vitamins or minerals, medic food and oth.food suplements	348,265	4,169,919	5,356,954	59,249,774
2106908000	Mixtures of chemicals foodstuffs or subtwith nutritive value, used for food proc	100,300	3,888,241	242,953	30,098,676
2106909100	Fortificant premixes	1,875	82,966	24,268	2,012,463
2106909200	Ginseng based preparations	0	13,869	0	176,460
2106909300	Food preparations for lactase deficientinfants	0	1,469	0	13,242
2106909400	Other preparations for infant use	3,406	30,842	245,700	1,679,006
2106909500	seri kaya	0	108	0	5,280
2106909900	Other food preparations not elsewherespecified or included	804,138	5,811,344	7,294,362	39,435,160
2201100000	Mineral waters and aerated waters	56,341	1,471,635	36,169	1,216,697
2201901000	Ice and snow	0	2,159	0	13,011
2201909000	Other mineral waters or artificial	0	95,683	0	102,038
2202101000	Sparkling mineral waters and aeratedwaters, flavoured	319,622	817,556	262,208	802,015
2202109000	Other mineral water, containing addeddsugar/sweetening or flavoured	1,781,745	12,733,586	1,213,237	10,985,739
2202901000	Flavoured uht milk drink	414,424	3,724,795	766,289	6,007,100
2202902000	Soya milk drink	470,468	4,336,525	366,630	3,170,263
2202903000	Non-aerated beverage ready for immediateconsumption without dilution	1,331,455	23,669,712	1,381,931	16,013,716
2202909000	Oth non-alcoholic beverages, excludingfruit or vegetable juices	3,569,164	34,008,728	1,896,535	18,476,240
2203001000	Stout and porter	0	4,620	0	8,913
2203009000	Other beer made from malt,including ale	2,100	46,584	5,506	333,008
2204100000	Sparkling wine	1,376	8,592	27,938	105,913
2204211100	Wine, in containers <= 2 l, alcoholicstrength by volume <= 15%	25,153	430,246	77,122	1,537,971
2204211200	Wine, in containers <= 2 l, alcoholicstrength by volume > 15%	0	11,582	0	62,799
2204212100	Grape must,in container <=2 l,alcoholicstrength by volume <= 15%	2,700	13,237	22,348	92,331
2204212200	Grape must,in container <=2 l,alcoholicstrength by volume > 15%	369	2,647	7,519	27,233
2204291100	Wine, in containers > 2 l, alcoholicstrength by volume <= 15%	0	94,000	0	328,125
2206001000	Cider and perry	0	14	0	168
2206002000	Sake (rice wine)	0	621	0	3,527
2207100000	Undenatured ethylalcohol of alcoholicstrength by volume of >= 80%	6,514	137,892	49,231	722,000
2207201100	Ethyl alcohol of an alcoholic strengthby volume of > 99%	3,740	33,905	5,333	273,577
2207201900	Oth denatured ethyl alcohol, includingmethylate spirits	0	8,281	0	26,401
2207209000	Other ethyl alcohol and other spirits	1	206	42	627
2208201000	Brandy of an alcoholic strength byvolume not exceeding 46% vol	15,015	69,454	270,515	959,469
2208203000	Other spirits of an alcoholic strengthby volume not exceeding 46% vol	0	17	0	196
2208204000	Other spirits of an alcoholic strengthby volume exceeding 46% vol	0	4,496	0	32,876
2208301000	Whiskies of an alcoholic strength byvolume not exceeding 46% vol	35,309	323,453	425,518	3,015,506
2208302000	Whiskies of an alcoholic strength byvolume exceeding 46% vol	0	130	0	1,119
2208401000	Rum&tafia of an alcoholic strength byvolume not exceeding 46% vol	2,854	13,946	24,580	115,148
2208501000	Gin&geneva of an alcoholic strength byvolume not exceeding 46% vol	962	24,590	8,566	172,079
2208502000	Gin&geneva of an alcoholic strength byvolume exceeding 46% vol	286	1,455	2,461	11,744
2208601000	Vodka of an alcoholic strength byvolume not exceeding 46% vol	5,488	86,629	33,793	494,881
2208602000	Vodka of an alcoholic strength byvolume exceeding 46% vol	0	600	0	3,936
2208701000	Liqueurs & cordials of an alcoholicstrength by volume not exceed.57% vol	3,501	49,136	30,172	340,442
2208901000	Medicated samsu of alcoholic strengthby volume <= 40%	0	322	0	3,626
2208909000	Other spirituous beverages	736	2,007	6,330	20,989
2209000000	Vinegar and substitutes for vinegarobtained from acetic acid	86,528	540,410	91,909	740,179
2301100000	Flours, meals & pellets, of meat / meatoffal; unfit for human cnsmtion; greaves	3,191,335	55,067,819	1,896,705	36,047,235
2301200000	Flours,meals&pellets, of fish/crustacean,molluscs/other aquatic invertebrates	6,089,004	61,035,775	6,896,306	72,586,030
2302100000	Bran, sharps and other residues ofmaize (corn)	1,136,424	4,874,291	907,350	3,343,711

I.3. IMPOR MENURUT KOMODITI / IMPORT BY HS COMMODITY
 *** DESEMBER / DECEMBER 2010 ***

HS	Uraian Komoditi Commodity Description	Berat Bersih / Net Weight (Kg)		Nilai / Value C.I.F (US\$)	
		Bulan ini Current Month	Kumulatif Cum.Jan. to date	Bulan ini Current Month	Kumulatif Cum.Jan. to date
2302300000	Bran, sharps and other residues of wheat	2,772,210	20,674,060	975,302	6,727,657
2302401000	Bran, sharps and other residues of rice	0	635	0	722
2302409000	Bran, sharps and other residues of othcereals	26,400	950,391	132,000	1,138,305
2302500000	Bran, sharps and other residues ofleguminous plants	37,500	431,250	19,070	222,237
2303101000	Residues of starch manufacture ofmanioc (cassava) or sago	0	135,563	0	48,091
2303109000	Other residues of starch and similarresidues	9,131,645	148,228,892	5,379,492	99,436,038
2303300000	Brewing or distilling dregs and waste	21,063,602	251,660,820	5,280,601	60,306,749
2304000000	Oil-cake&other solid residues,in pelletform, from the extract of soyabean oil	339,229,798	2,868,875,287	148,969,160	1,162,000,754
2305000000	Oil-cake&other solid residues,in pelletform, from the extract of ground-nut oil	0	15	0	143
2306300000	Oil-cake and other solid residues ofsunflower seeds	0	306,900	0	87,952
2306410000	Oil-cake and other solid residues oflow erucic acid rape or colza seeds	7,849,396	85,478,423	2,153,888	23,635,178
2306490000	Other oil-cake and other solid residuesof rape or colza seeds	198,100	14,061,940	65,967	4,049,388
2306600000	Oil-cake and other solid residues ofpalm nuts or kernels	0	378,880	0	115,612
2306902000	Oil-cake and other solid residues ofmaize (corn) germ	771,743	21,876,994	500,393	14,715,492
2306909000	Other oil-cake and other solid residues	1,702,576	26,726,780	401,603	5,698,672
2308000000	Vegetable materials and waste, residuesof a kind used in animal feeding	3,715	545,050	7,556	450,487
2309101000	Dog or cat food, put up for retail sale,containing meat	771,204	7,824,654	647,843	7,428,630
2309109000	Dog or cat food, put up for retail sale,not containing meat	837,864	8,682,652	1,050,366	11,386,158
2309901100	Complete feed for poultry	201,900	2,498,099	122,085	1,441,460
2309901200	Complete feed for swine	3,913,048	41,596,662	995,912	10,259,571
2309901300	Complete feed for prawn feed	200,198	3,027,798	163,484	3,332,257
2309901900	Other complete feed	232,713	945,321	85,977	763,187
2309902000	Premixes, feed supplements and feedadditives for animal	3,098,453	38,276,883	7,546,441	97,269,988
2309903000	Other preparations of a kind used inanimal feeding, containing meat	27,370,996	300,086,783	13,804,871	151,985,717
2309909000	Other preparations of a kind used inanimal feeding, not containing meat	11,747,105	157,549,451	7,048,017	96,277,045
2401101000	Virginia tobacco, not stemmed/stripped,flue-cured	165,200	2,077,271	978,780	12,681,109
2401102000	Virginia tobacco, not stemmed/stripped,not flue-cured	0	64,761	0	548,060
2401103000	Other tobacco, not stemmed/stripped,flue-cured	37,980	2,098,876	84,411	19,859,037
2401109000	Other tobacco, not stemmed/stripped,not flue-cured	1,242,740	7,536,549	7,559,558	46,036,560
2401201000	Virginia tobacco, partly/wholly stemmed/stripped, flue-cured	974,009	30,210,812	4,951,058	189,425,008
2401202000	Virginia tobacco, partly/wholly stemmed/stripped, not flue-cured	3	1,653,813	2	12,460,481
2401203000	Oriental tobacco, partly/wholly stemmed/stripped	668,240	9,330,655	4,199,946	56,117,409
2401204000	Burley tobacco, partly/wholly stemmed/stripped	345,600	852,992	2,032,128	5,959,982
2401205000	Other tobacco, partly/wholly stemmed/stripped, flue-cured	0	1,631,970	0	8,357,255
2401209000	Other tobacco, partly/wholly stemmed/stripped, not flue-cured	801,900	3,380,909	2,790,968	17,612,633
2401301000	Tobacco stems	99,005	6,033,139	272,252	7,318,026
2401309000	Other tobacco refuse	112,325	813,723	428,860	2,334,691
2402100000	Cigars, cheroots and cigarillos,containing tobacco	3,914	101,414	33,446	1,343,301
2402201000	Beedies	1,632	4,987	53,371	157,634
2402209010	Cigarettes tobacco	8,800	13,469	48,315	89,764
2402209090	Other cigarettes containing tobacco	28,051	235,708	285,139	4,633,393
2402902000	Cigarettes of tobacco substitutes	0	2,430	0	26,552
2403101100	Blended tobacco, packed for retail sale	11	30,630	18	160,304
2403101900	Other smoking tobacco, packed for retail sale	0	29,939	0	103,660
2403102100	Blended tobacco, for cigarette making	710,291	9,446,637	5,536,393	71,488,393
2403102900	Oth manufactures tobacco for cigarettmaking	19,200	2,457,157	162,624	11,602,444
2403109000	Other smoking tobacco, whether or notcontaining tobacco substitutes	0	190,266	0	1,150,430
2403910000	Homogenised or reconstituted tobacco	11,064	64,973	126,987	641,126
2403991000	Tobacco extracts and essences	21	37,005	6,614	425,927
2403994000	Snuff	0	1	0	7
2403999000	Oth manufactures tobacco & manufacturedtobacco substitutes	0	396	0	5,205
2501001000	Table salt	42	32,400	532	73,931
2501004100	Oth salt cont. at least 94.7% sodium chl a dry basis ,in package netto < 45 kg	48,030	1,776,404	17,171	614,170
2501004900	Oth salt cont. at least 94.7% sodium chl a dry basis ,in package netto < 45 kg	256,180,036	2,081,508,632	12,470,717	108,416,258
2501005000	Sea water	250	1,153	2,469	23,078
2501009000	Other salt	198	23,979	4,981	117,789
2502000000	Unroasted iron pyrites	0	179,762	0	63,339
2503000000	Sulphur of all kinds, oth than sublimed,precipitated and colloidal sulphur	24,901,618	364,899,178	4,739,311	54,514,622
2504100000	Natural graphite, in powder or in flakes	808,486	7,097,251	309,671	2,941,229
2504900000	Natural graphite, in other form	21,126	1,440,907	17,871	533,946
2505100000	Silica sands and quartz sands	2,704,638	40,304,324	635,824	5,073,684
2505900000	Other natural sands,whether/not coloredother than metal-bearing sands	420,374	5,347,836	186,506	1,613,585
2506100000	Quartz	309,295	3,303,962	36,870	633,000
2506200000	Quartzite	30,408	573,366	12,090	369,041
2507000000	Kaolin and other kaolinic clays,whetheror not calcined	9,914,539	128,217,122	2,536,154	31,175,800
2508100000	Bentonite	2,125,310	123,231,816	880,261	17,977,753
2508300000	Fire-clay	589,955	7,294,994	292,035	3,262,205
2508400000	Other clays	3,161,112	62,161,245	1,087,094	11,562,136
2508500000	Andalusite, kyanite and sillimanite	357,027	1,566,067	159,294	701,124
2508600000	Mullite	83,019	4,309,816	39,710	2,070,557
2508700000	Chamotte or dinas earths	225,001	4,154,567	56,195	1,609,939
2509000000	Chalk	17,488	1,355,281	62,327	626,941
2510101000	Apatite, unground	6,255	58,412	26,631	237,824
2510109000	Other natural calcium phosphates,naturaaluminium calcium phosphates, ungroi	120,013,000	658,318,920	16,013,739	88,165,180
2510201000	Apatite, ground	15,510	94,970	33,150	242,858
2510209000	Other natural calcium phosphates,naturaaluminium calcium phosphates, grounc	0	811	0	429
2511100000	Natural barium sulphate (barytes)	37,698,205	158,964,385	2,839,841	16,366,634
2511200000	Natural barium carbonate (witherite)	47	30,547	52	81,032
2512000000	Siliceous fossil meals and similarsiliceous earths	389,721	5,968,013	238,686	3,739,549
2513100000	Pumice stone	31,319	95,446	25,363	229,792
2513200000	Emery, natural corundum, natural garnetand other natural abrasives	1,645,403	20,351,636	634,746	8,290,205
2514000000	Slate, whether or not roughly trimmedor merely cut	190	28,053	1,410	19,985
2515110000	Marble and travertine, crude or roughlytrimmed	97,860	765,483	18,819	146,676

I.3. IMPOR MENURUT KOMODITI / IMPORT BY HS COMMODITY
 *** DESEMBER / DECEMBER 2010 ***

H S	Uraian Komoditi Commodity Description	Berat Bersih / Net Weight (Kg)		Nilai / Value C.I.F (US\$)	
		Bulan ini Current Month	Kumulatif Cum.Jan. to date	Bulan ini Current Month	Kumulatif Cum.Jan. to date
2515121000	Marble and travertine, merely cut into blocks	2,515,978	30,951,513	449,108	3,908,867
2515122000	Marble and travertine, merely cut into slabs	1,613,165	20,321,684	615,569	7,729,737
2516110000	Granite, crude or roughly trimmed	21,870	660,477	5,781	297,001
2516121000	Granite, merely cut into blocks	0	3,826,385	0	1,177,966
2516122000	Granite, merely cut into slabs	1,668,036	18,975,683	481,635	5,538,377
2516200000	Sandstone	45,794	4,374,255	12,636	148,266
2516900000	Other monumental or building stone	1,712	218,248	1,938	209,754
2517100000	Pebbles, gravel, broken/crushed stonewhether or not heat treated	6,964,945	402,868,630	155,447	3,257,353
2517200000	Macadam of slag, dross or similar industrial waste	0	80,687	0	77,454
2517410000	Granules, chippings and powder of marblewhether or not heat treated	0	3,309,707	0	170,617
2517490000	Granules, chippings & powder of stones owhethet or not heat treated	391,841	2,023,640	97,787	625,234
2518200000	Dolomite, calined or sintered	198,820	6,420,658	52,290	1,205,918
2518300000	Dolomite, ramming mix	0	2,675,218	0	562,814
2519100000	Natural magnesium carbonate (magnesite)	2,621,135	26,357,384	1,031,154	9,541,752
2519900000	Fused magnesia; dead-burned magnesia	1,775,265	26,530,607	910,968	10,869,188
2520100000	Gypsum, anhydrite	90,433,910	1,162,038,856	2,564,724	36,152,662
2520201000	Plasters, for use in dentistry	24,400,000	40,727,923	843,252	1,424,953
2520209000	Other plasters	13,899,229	149,729,564	1,036,990	10,509,663
2521000000	Limestone flux; limestone and othercalcareous stone	19,095,192	235,319,120	1,799,311	11,914,924
2522100000	Quicklime	1,017,000	15,829,432	136,432	1,916,038
2522200000	Slaked lime	721,269	5,076,127	104,142	1,505,062
2522300000	Hydraulic lime	0	146,600	0	42,033
2523101000	Cement clinkers, for white cement	419,430	5,602,013	149,586	685,522
2523109000	Other cement clinkers	34,388,877	693,409,773	1,530,017	33,753,856
2523210000	Portland cement, white cement, whether or not artificially colored	0	26,880	0	47,853
2523291000	Portland cement, colored cement	50,654,000	401,354,973	1,966,718	15,559,191
2523299000	Other portland cements	1,500	95,271,894	2,753	4,079,568
2523300000	Aluminous cement	219,153	5,115,129	174,951	3,701,153
2523900000	Other hydraulic cements	71,069,000	648,409,701	2,612,202	23,928,428
2524900010	Chrysotile	10,721,720	111,793,213	5,206,229	54,599,608
2524900090	Other asbestos, crococolite & chrysolite	2,107	55,640	8,851	50,372
2525100000	Crude mica and mica rifted into sheets or splittings	603,966	1,413,982	73,240	201,401
2525200000	Mica powder	233,565	3,987,270	294,880	3,874,846
2525300000	Mica waste	1	74	9	223
2526100000	Natural steatite, not crushed, not powdered	322,000	773,924	36,064	154,425
2526201000	Talc powder, crushed or powdered	12,453,737	108,124,186	1,775,114	17,865,192
2526209000	Oth natural steatite, crushed/powdered	60,884	5,169,824	33,994	1,300,540
2528100000	Natural sodium borates and concentrates thereof (whether or not calined)	30	480	587	8,788
2528900000	Natural boric acid containing not more than 85% of h3bo3 on the dry weight	182,000	2,480,206	98,049	1,391,945
2529100000	Felspar	18,127,028	315,976,158	1,342,655	23,283,471
2529210000	Fluorspar, containing by weight 97% or less of calcium fluoride	20,000	1,079,559	6,700	320,578
2529220000	Fluorspar, containing by weight more than 97% of calcium fluoride	165,008	1,627,453	79,087	845,380
2529300000	Leucite; nepheline & nepheline syenite	248,852	2,570,169	107,195	1,060,162
2530100000	Vermiculite, perlite and chlorites, unexpanded	254,344	7,150,958	73,821	1,796,314
2530201000	Kieserite	39,189,849	231,057,285	5,841,165	33,448,295
2530202000	Epsomite	0	300,008	0	34,838
2530900000	Other mineral substances not elsewhere specified or included	2,930,772	41,216,053	1,617,366	16,536,174
2601110000	Iron ores and concentrates, other than roasted iron pyrites : non agglomerated	207,778,430	2,241,330,585	49,972,379	383,355,045
2601120000	Iron ores and concentrates, other than roasted iron pyrites : agglomerated	0	65,028,389	0	9,223,661
2601200000	Roasted iron pyrites	3,770	134,496	13,359	84,902
2602000000	Manganese ores & concentrates, including ferruginous manganese, m. content >=	17,500	784,869	32,129	561,059
2603000000	Copper ores and concentrates	5,376	164,925	64,202	778,682
2604000000	Nickel ores and concentrates	0	62	0	2,006
2605000000	Cobalt ores and concentrates	0	12,800	0	575,496
2606000000	Aluminium ores and concentrates	66,127	1,102,021	67,590	1,042,469
2607000000	Lead ores and concentrates	0	570,151	0	390,059
2608000000	Zinc ores and concentrates	932	351,929	12,638	392,744
2609000000	Tin ores and concentrates	250,647	1,302,587	141,314	782,493
2610000000	Chromium ores and concentrates	0	1,836,400	0	930,225
2611000000	Tungsten ores and concentrates	3	13	110	379
2614001000	Titanium ores and concentrates, ilmenite ores and concentrates	0	101,000	0	69,444
2614009000	Titanium ores and concentrates, other than ilmenite ores & concentrates	706,000	5,064,241	535,335	3,763,719
2615100000	Zirconium ores and concentrates	676,818	18,066,751	867,208	20,277,066
2615900000	Other niobium, tantalum ores and concentrates vanadium or zirconium ores	51,091	693,447	134,901	1,305,841
2616900000	Precious metal ores other than silver ores	0	32,233	0	976,285
2617100000	Antimony ores and concentrates	7,260	76,367	49,156	457,671
2617900000	Other ores and concentrates.	96,000	378,238	42,634	149,189
2618000000	Granulated slag (slag sand) from the manufacture of iron or steel	0	97,616	0	89,517
2619000000	Slag, dross (not granular slag), & othwaste from the manuf. of iron or steel	0	21,198	0	4,553
2620110000	Ash & residues containing mainly zinc, hard zinc spelter	0	48,000	0	34,674
2620190000	Ash & residues containing mainly zinc, other than hard zinc spelter	0	167	0	3,163
2620210000	Ash & residues containing mainly lead, lead gasoline sludges, antiknock compound	0	142	0	2,721
2620290000	Ash & residues containing mainly lead, other than leaded gasoline sludges	0	20,157	0	7,760
2620300000	Ash & residues containing mainly copper	3,925	28,532	82,128	778,399
2620400000	Ash & residues containing mainly aluminium	0	561	0	847
2620910000	Ash & residues containing antimony, beryllium, cadmium, chromium or their mix	0	16	0	105
2620990000	Oth metals or their compounds ash & residues containing mainly tin	0	864	0	25,244
2701110000	Anthracite	2,004,258	51,289,792	582,682	10,009,831
2701129000	Bituminous coal: other than coking coal	8,369	1,301,535	13,945	366,008
2701190000	Other coal	233,160	2,638,199	80,262	2,180,102
2701200000	Briquettes, ovoids & similar solid fuels manufactured from coal	60,889	3,260,279	15,941	936,902
2702100000	Lignite, whether or not pulverised, but not agglomerated	18,539	56,263	8,829	46,642
2702200000	Agglomerated lignite	39,909	629,876	83,082	1,322,090

I.3. IMPOR MENURUT KOMODITI / IMPORT BY HS COMMODITY
 *** DESEMBER / DECEMBER 2010 ***

HS	Uraian Komoditi Commodity Description	Berat Bersih / Net Weight (Kg)		Nilai / Value C.I.F (US\$)	
		Bulan ini Current Month	Kumulatif Cum.Jan. to date	Bulan ini Current Month	Kumulatif Cum.Jan. to date
2703001000	Peat, whether or not compressed intobales, but not agglomerated	0	59,835	0	19,680
2703002000	Agglomerated peat	20,450	574,829	2,836	242,198
2704001000	Coke & semi-coke of coal	5,561,900	61,735,839	1,855,211	21,672,318
2704002000	Coke & semi-coke of lignite or of peat	335,000	1,860,500	161,450	691,756
2704003000	Retort carbon	480,000	5,148,126	125,320	1,565,078
2705000000	Coal gas, water gas, producer gas and similar gases other than petroleum gas	136	93,016	5,073	91,384
2706000000	Tar distilled from coal, from lignite or from peat & other mineral tars	0	1,181,109	0	700,725
2707100000	Benzol (benzene)	0	42	0	1,394
2707200000	Toluol (toluene)	973	18,177	7,424	115,327
2707300000	Xylol (xylenes)	956,871	3,071,786	872,010	2,806,719
2707400000	Napthalene	137,385	912,401	205,853	1,895,151
2707500000	Oth. aromatic hydrocarbon mix. of >= 65% by volume, distils at 250.c, astm d 86 m	492,223	16,716,961	620,558	16,064,417
2707910000	Creosote oils	0	79,480	0	131,391
2707992000	Carbon black feedstock	0	169,468	0	256,489
2707999000	Other products of the distilled of hightemperature coal tar	1,963,415	21,748,118	1,461,404	17,604,727
2708100000	Pitch	1,570,552	25,966,895	803,981	14,398,366
2709001000	Crude petroleum oil	1,335,488,946	14,221,281,784	874,340,420	8,507,704,315
2709002000	Condensate	28,314,830	28,314,832	23,477,487	23,477,534
2709009000	Other petroleum oil, crude	2,264	30,274	28,628	67,506
2710111100	Motor spirit, premium leaded	18,354,606	1,243,596,956	15,232,208	943,273,524
2710111200	Motor spirit, premium unleaded	775,236,545	8,395,666,529	627,427,785	6,498,849,299
2710111300	Motor spirit, regular leaded	0	22	0	443
2710111400	Motor spirit, regular unleaded	0	24,738,949	0	16,020,074
2710111500	Other motor spirit, leaded	234	24,526,349	2,587	19,317,159
2710111600	Other motor spirit, unleaded	38,361,767	1,275,745,858	31,119,344	984,009,914
2710112000	Aviation spirit	131,840	1,526,032	246,179	3,155,910
2710113000	Tetrapropylene	0	4,804,979	0	5,103,134
2710114000	White spirit	119,824	13,817,640	176,358	12,733,996
2710115000	Low aromatic solvents containing byweight <= 1 % aromatic content	3,269,032	14,250,562	3,776,896	17,175,090
2710116000	Other solvent spirits	7,849	58,956	21,360	131,869
2710117000	Naphtha, reformat or preparations for preparing spirits	232,349,846	1,611,608,241	182,644,806	1,163,223,412
2710119000	Other petroleum oil, light oil & other than crude	1,610,416	126,193,392	2,013,968	100,163,360
2710191300	Aviation turbine fuel (jet fuel) having a flash point of not less than 23-c	0	223,197,471	0	157,661,265
2710191400	Aviation turbine fuel (jet fuel) having a flash point of less than 23-c	36,518,713	263,509,728	29,307,217	200,925,198
2710191600	Kerosene	5	44,743	420	98,098
2710191900	Other medium oils and preparations	9,135,020	115,717,790	11,379,223	136,257,694
2710192000	Topped crudes	58,958	699,524	97,430	996,151
2710193000	Carbon black feedstock oil	6,592,318	193,634,796	3,448,053	86,663,533
2710194100	Lubricating oil basestock	17,472,667	133,269,644	20,815,617	148,193,980
2710194200	Lubricating oils for aircraft engines	11,267	108,883	62,345	701,677
2710194300	Other lubricating oils	9,171,855	125,656,680	18,813,412	246,214,725
2710194400	Lubricating greases	1,164,330	15,570,284	3,073,889	41,838,543
2710195000	Hydraulic brake fluid	25,164	196,137	149,489	995,947
2710196000	Transformer and circuit breakers oils	2,023,783	21,449,370	2,784,905	24,404,066
2710197100	High speed diesel fuel	580,953,694	8,497,025,026	413,455,342	5,573,811,517
2710197200	Other diesel fuel	132,818,702	1,083,361,771	100,355,500	737,202,204
2710197900	Other fuel oils	92,315,546	1,054,472,595	46,049,139	509,699,324
2710199000	Oth petroleum oils & oils obtained from bituminous minerals (other than crude)	1,228,126	17,799,399	1,833,956	25,331,349
2710990000	Other waste oils	11	60,501	258	123,676
2711110000	Liquid natural gas	0	838	0	17,096
2711120000	Liquid propane	101,224,635	541,005,071	90,758,806	412,925,804
2711130000	Liquid butanes	99,234,135	583,970,059	92,674,418	443,650,323
2711141000	Liquid ethylene	4,453	919,485	11,714	6,188,191
2711149000	Liquid propylene, butylene & butadiene	5,123	15,934	21,687	88,965
2711190000	Other liquid petroleum gas	73	14,209	2,100	27,110
2711210000	Natural gas in gaseous state	1,932	2,407	372	8,984
2711290000	Other petroleum gas in gaseous state	3,075	37,924	25,426	311,441
2712100000	Petroleum jelly	308,628	2,747,262	555,960	4,892,713
2712200000	Paraffin wax containing by weight less than 0.75% of oil	399,125	7,192,017	527,215	7,825,236
2712901000	Other paraffin wax	1,589,365	16,493,163	2,259,896	23,440,340
2712909000	Microcrystalline petroleum wax, slack wax, ozokerite, lignite wax, peat wax	368,986	4,258,720	791,500	9,186,742
2713110000	Petroleum coke, not calcined	3,259,129	17,606,237	2,275,374	11,940,383
2713120000	Petroleum coke, calcined	12,781,581	59,453,383	6,789,311	25,919,001
2713200000	Petroleum bitumen	65,871,514	530,576,614	33,828,697	277,239,309
2713900000	Other residues of petroleum oils or of oils obtained from bituminous minerals	0	118,861	0	182,790
2714100000	Bitumen and asphalt, natural bituminous oil shale and tar sands	20,655	205,121	10,134	108,809
2714900000	Bitumen and asphalt, natural asphaltites and asphaltic rocks	1,909,499	39,928,965	1,016,623	24,823,644
2715000000	Bituminous mix. based on natur. asphalt on natur. bitumen, on petroleum bitumen	160,214	3,173,423	308,699	3,287,382
2801100000	Chlorine	154,888	2,095,120	100,698	1,291,107
2801200000	Iodine	38	886	8,321	38,780
2801300000	Fluorine; bromine	0	2,420	0	32,877
2802000000	Sulphur, sublimed or precipitated, colloidal sulphur	20,762,596	131,548,715	3,755,004	21,191,646
2803001000	Rubber grade carbon black	9,889,281	93,406,381	10,990,439	101,051,843
2803002000	Acetylene black	468,582	5,093,592	917,817	10,838,214
2803003000	Other carbon blacks	1,302,979	15,648,157	1,597,349	18,610,393
2803009000	Other carbon	1,082,347	12,280,492	1,661,161	15,958,227
2804100000	Hydrogen	123,014	1,778,202	39,901	643,514
2804210000	Argon	770,352	6,466,806	494,127	4,664,962
2804290000	Other rare gases	484,343	10,702,462	411,514	7,671,199
2804300000	Nitrogen	1,847,557	16,656,124	442,876	3,867,492
2804400000	Oxygen	1,865,960	21,562,960	513,446	6,519,923
2804500000	Boron; tellurium	5	11,018	325	53,449
2804610000	Silicon, containing by weight >= 99.99%	12,466	95,500	2,062,286	9,521,204

I.3. IMPOR MENURUT KOMODITI / IMPORT BY HS COMMODITY
 *** DESEMBER / DECEMBER 2010 ***

H S	Uraian Komoditi Commodity Description	Berat Bersih / Net Weight (Kg)		Nilai / Value C.I.F (US\$)	
		Bulan ini Current Month	Kumulatif Cum.Jan. to date	Bulan ini Current Month	Kumulatif Cum.Jan. to date
2804690000	Silicon, containing by weight < 99.99%	898,263	9,046,589	2,327,667	21,184,597
2804700000	Phosphorus	28,021	369,414	1,115,183	9,039,603
2804800000	Arsenic	0	161,038	0	245,205
2804900000	Selenium	2,319	18,062	189,188	1,201,061
2805110000	Sodium	80,530	724,104	102,628	4,082,196
2805120000	Calcium	23	82,949	133	107,916
2805190000	Other alkali or alkaline-earth metals	135,667	2,357,475	432,465	6,418,904
2805300000	Rare-earth metals, scandium & yttrium whether or not intermixed or interalloy	0	1,202	0	17,800
2805400000	Mercury	659	3,494	85,999	470,293
2806100000	Hydrogen chloride (hydrochloric acid)	135,589	1,297,853	38,013	483,281
2806200000	Chlorosulphuric acid	363	3,101	2,053	14,519
2807000000	Sulphuric acid; oleum.	8,022,103	118,138,629	500,562	6,752,034
2808000000	Nitric acid; sulphonitric acids	780,126	11,259,757	387,573	5,229,886
2809100000	Diphosphorus pentaoxide	18,081	113,673	12,489	170,254
2809203000	Phosphoric acids, hypophosphoric acids and hypophosphoric acids	2,077,075	15,881,638	1,775,457	12,805,180
2809209000	Other phosphoric acids, hypophosphoric acids and hypophosphoric acids	24,861,494	156,458,692	11,109,234	73,707,785
2810000000	Oxide of boron; boric acids	184,943	4,069,174	205,061	3,193,746
2811110000	Hydrogen fluoride (hydrofluoric acid)	149,918	1,424,653	169,077	1,525,983
2811191000	Arsenic acid	120,000	1,344,996	57,000	652,895
2811199000	Other inorganic acids	622,041	2,434,058	317,494	1,751,569
2811210000	Carbon dioxide	166,015	1,960,668	84,145	2,593,604
2811221000	Silica powder	1,917,926	16,270,713	1,925,595	16,365,851
2811229000	Silicon dioxide, other form	1,097,406	16,039,512	1,317,840	16,769,754
2811291000	Diarsenic pentaoxide	11,760	96,964	9,320	213,167
2811299000	Other inorganic oxygen compounds of non metals	141,021	2,337,325	233,995	3,458,521
2812100000	Chlorides and chloride oxides	8,002	272,075	11,224	369,376
2812900000	Other halides and halide oxides of nonmetals	19,327	14,670,762	96,582	3,032,682
2813100000	Carbon disulphide	6	6,412,293	147	5,524,587
2813900000	Other sulphides of non-metal	282	5,794	21,614	93,404
2814100000	Anhydrous ammonia	23,801,178	92,953,592	10,541,129	38,986,111
2814200000	Ammonia in aqueous solution	16,032	104,467	71,143	348,491
2815110000	Sodium hydroxide (caustic soda), solid	1,818,971	26,723,936	727,882	10,265,027
2815120000	Sodium hydroxide (caustic soda), in aqueous solution (lye or liquid soda)	7,455	11,288,763	27,285	3,038,882
2815200000	Potassium hydroxide (caustic potash)	838,836	11,423,540	855,248	12,446,710
2815300000	Peroxides of sodium or potassium	1,292	17,076	3,401	83,604
2816100000	Hydroxide and peroxide of magnesium	69,266	662,164	235,292	2,093,011
2816400000	Oxides, hydroxides & peroxides, of strontium or barium	11,005	329,530	73,726	959,965
2817001000	Zinc oxide	537,706	7,365,274	1,033,920	15,058,659
2817002000	Zinc peroxide	10,810	290,319	15,000	574,350
2818100000	Artificial corundum, whether or not chemically defined	527,566	4,831,764	417,446	3,865,964
2818200000	Aluminium oxide, other than artificial corundum	43,702,919	456,161,809	16,437,264	164,331,069
2818300000	Aluminium hydroxide	18,286,126	87,274,247	4,962,414	26,442,134
2819100000	Chromium trioxide	36,027	701,281	136,931	2,634,627
2819900000	Other chromium oxides and hydroxides	15,703	2,302,047	43,649	1,173,019
2820100000	Manganese dioxide	1,505,738	20,719,026	2,688,260	34,548,502
2820900000	Other manganese dioxide	10,660	1,618,270	43,090	2,146,097
2821100000	Iron oxides and hydroxides	626,044	10,428,320	808,705	11,510,594
2821200000	Earth colors	11,524	122,174	7,082	189,953
2822000000	Cobalt oxides and hydroxides, commercial	10,527	251,429	296,625	2,844,143
2823000000	Titanium oxides.	701,932	9,774,632	1,749,901	25,776,487
2824100000	Lead monoxide (litharge, massicot)	110,662	363,041	134,338	1,095,686
2824900000	Other lead monoxide	1,115	154,876	9,010	353,260
2825100000	Hydrazine, hydroxylamine, inorganic salt	177,938	1,554,094	520,873	4,685,277
2825200000	Lithium oxide and hydroxide	1	30,010	20	323,487
2825300000	Vanadium oxides and hydroxides	2,000	12,000	44,000	181,556
2825400000	Nickel oxides and hydroxides	47,098	222,142	1,029,112	4,117,124
2825500000	Copper oxides and hydroxides	21,998	519,254	125,569	3,642,236
2825600000	Germanium oxides and zirconium dioxide	193	16,851	5,883	90,110
2825700000	Molybdenum oxides and hydroxides	0	18,330	0	213,826
2825800000	Antimony oxides	35,836	763,496	266,778	5,322,543
2825900000	Other inorganic bases	2,273,480	4,044,030	481,104	8,567,431
2826120000	Fluorides of aluminium	0	6,208	0	6,500
2826190000	Other fluorides	47,832	1,133,026	78,164	954,277
2826300000	Sodium hexafluoroaluminate (synthetic cryolite)	30,230	309,312	49,540	410,047
2826900000	Other complex fluorine salt.	101,889	1,306,849	252,969	2,843,175
2827100000	Ammonium chloride	872,552	7,590,584	188,019	1,782,601
2827201000	Calcium chloride, commercial grades	69,914	2,111,174	13,370	483,634
2827209000	Calcium chloride, not commercial grades	607,187	12,340,566	215,923	3,851,460
2827310000	Other chlorides of magnesium	29,996	641,886	30,725	367,933
2827320000	Other chlorides of aluminium	1,261,725	11,654,063	457,450	4,615,163
2827350000	Other chlorides of nickel	4,495	208,152	53,865	1,624,676
2827390010	Other chlorides of zinc	20,431	1,684,580	14,718	987,080
2827390090	Other chlorides of iron, cobalt and of other materials	161,702	2,089,939	406,310	3,607,127
2827410000	Chloride oxides & chloride hydroxides, of copper	919	28,580	30,342	128,784
2827490000	Other chloride oxides & chloride hydroxides	173,354	2,474,138	148,618	2,064,253
2827510000	Bromides of sodium or of potassium	40,020	871,122	131,005	1,950,547
2827590000	Other bromides	44,657	303,970	72,691	567,041
2827600000	Iodides and iodide oxides	2,379	48,382	51,984	854,071
2828100000	Commercial calcium hypochlorite & other calcium hypochlorites	108,730	3,031,336	112,227	3,130,577
2828901000	Sodium hypochlorite	8,254	48,422	42,041	190,233
2828909000	Other hypochlorite	185,502	2,721,013	304,102	4,964,540
2829110000	Chlorates of sodium	1,761	1,951,206	12,314	1,614,633
2829190000	Other chlorates	92,014	2,911,213	114,527	3,308,565

I.3. IMPOR MENURUT KOMODITI / IMPORT BY HS COMMODITY
 *** DESEMBER / DECEMBER 2010 ***

H S	Uraian Komoditi Commodity Description	Berat Bersih / Net Weight (Kg)		Nilai / Value C.I.F (US\$)	
		Bulan ini Current Month	Kumulatif Cum.Jan. to date	Bulan ini Current Month	Kumulatif Cum.Jan. to date
2829900000	Bromat dan perbromat, iodat & periodat	1,721	112,467	42,280	1,463,078
2830100000	Sodium sulphides	681,575	8,148,957	472,710	5,304,935
2830900000	Other sulphides	23,329	320,905	58,897	616,053
2831100000	Dithionites and sulphonylates of sodium	735,121	8,023,747	647,449	7,263,285
2831900000	Other dithionites and sulphonylates	19,008	149,244	46,173	298,584
2832100000	Sodium sulphites	1,119,519	12,251,449	504,527	5,158,875
2832200000	Other sulphites	137,889	1,563,483	78,681	830,198
2832300000	Thiosulphates	126,205	971,862	44,668	526,556
2833110000	Disodium sulphate	15,330,351	183,574,517	1,908,636	21,637,452
2833190000	Other sodium sulphates	5,463,260	115,428,265	820,051	14,797,016
2833210000	Magnesium sulphate	323,303	14,291,319	141,484	3,177,157
2833221000	Aluminium sulphate :commercial grade	0	100,045	0	140,187
2833229000	Aluminium sulphate:other grade	634	145,133	13,810	79,873
2833240000	Nickel sulphate	43,656	579,294	525,218	5,842,992
2833250000	Copper sulphate	2,030,995	10,414,929	3,733,347	19,684,542
2833270000	Barium sulphate	222,904	1,661,455	178,452	1,697,197
2833291000	Of chromium or zinc	694,639	4,510,200	355,855	4,433,251
2833292000	Tribasic lead sulphate	2,994	336,323	17,325	831,225
2833299000	Other sulphate of other material	320,937	3,920,655	118,955	2,070,365
2833300000	Alums	273,280	1,021,741	84,038	314,249
2833400000	Peroxosulphates (persulphates)	43,089	1,466,651	44,371	1,663,427
2834100000	Nitrites	54,104	3,395,544	39,110	1,838,292
2834210000	Nitrates of potassium	123,004	1,789,869	97,727	1,639,143
2834290000	Other nitrates	325,457	4,099,068	243,008	3,515,271
2835100000	Phosphinates (hypophosphites) andphosphonates (phosphites)	81,342	809,838	238,026	1,908,468
2835220000	Phosphates of mono- or disodium	362,999	2,843,135	306,842	3,044,259
2835240000	Phosphates of potassium	167,247	2,936,128	355,320	5,712,776
2835251000	Dicalcium phosphate, feed grade	4,420,439	40,207,784	1,871,983	15,622,904
2835259000	Oth hypophosphites, phosphonates andand phosphates, polyphosphates	392,974	7,504,969	300,617	3,486,961
2835260000	Other phosphates of calcium	2,592,472	20,412,340	1,434,014	11,641,421
2835290000	Other phosphates	388,558	3,269,754	471,876	3,699,486
2835310000	Sodium triphosphate (sodiumtripolyphosphate)	4,330,635	24,404,983	3,771,609	21,325,049
2835391000	Tetranatrium pirofosfat	13,978	506,424	27,948	837,720
2835399000	Other polyphosphates	612,358	7,574,365	1,018,590	10,702,012
2836200000	Disodium carbonate	78,799,118	822,917,683	18,253,058	164,783,306
2836300000	Sodium hydrogencarbonate (sodium bicarbonate)	5,858,472	79,327,769	1,861,001	21,887,129
2836400000	Potassium carbonates	622,738	6,503,070	588,552	6,555,552
2836501000	Calcium carbonate, food or pharmaceu-tical grade	892,340	12,376,292	296,267	4,614,667
2836509000	Calcium carbonate, other grade	3,636,548	67,558,651	982,846	14,193,438
2836600000	Barium carbonate	213,861	3,560,580	146,728	1,767,754
2836910000	Lithium carbonates	35,657	167,404	63,869	402,536
2836920000	Strontium carbonate	80,000	646,011	48,344	344,932
2836990000	Other carbonates	1,281,545	11,782,269	924,403	11,489,986
2837110000	Cyanides and cyanide oxides, of sodium	470,000	5,336,158	872,496	9,598,894
2837190000	Other cyanides and cyanide oxides	497	19,349	80,019	270,201
2837200000	Complex cyanides	0	293	0	19,466
2839110000	Sodium metasilicates	296,604	3,123,122	84,725	1,335,312
2839191000	Sodium silicates	1,483,175	33,405,726	519,151	8,551,526
2839199000	Other silicates of sodium	614,111	8,786,195	369,480	5,867,925
2839900000	Other silicates; commerial alkali metasilicates	603,326	5,517,953	1,021,626	8,458,848
2840110000	Disodium tetraborate (refined borax),anhydrous	0	46	0	3,330
2840190000	Other disodium tetraborate (refinedborax)	2,821,600	43,611,025	1,684,357	26,831,739
2840200000	Other borates	100,676	202,429	110,584	305,291
2840300000	Peroxoborates (perborates)	15,712	168,922	30,508	238,614
2841300000	Sodium dichromate	45,338	460,615	56,083	604,976
2841500000	Other chromates and dichromates,peroxochromates	47,452	200,972	160,313	759,862
2841610000	Potassium permanganate	45,945	445,920	130,325	1,119,235
2841690000	Other manganit	0	604	0	3,126
2841700000	Molybdates	2,439	29,559	32,188	440,032
2841800000	Tungstates (wolframates)	13	42,097	222	69,372
2841900000	Oth salts of oxometallic orperoxometallic acids	21,134	457,686	113,556	1,774,006
2842100000	Double/complex silicates,includ aluminosilicates w.or not chemical defined	547,485	16,918,923	259,266	8,275,611
2842901000	Sodium arsenite	5,546	179,783	7,338	416,581
2842902000	Copper and/or chromium salts	62	353	266	1,943
2842909000	Oth salts of inorganic acids/peroxoacid	144,129	1,097,585	174,962	4,034,887
2843100000	Colloidal precious metals	0	1,270	0	40,806
2843210000	Silver nitrate	127	7,093	13,878	662,332
2843290000	Other silver compounds	589	41,015	216,315	2,544,527
2843300000	Gold compounds	357	1,623,243	520,703	4,249,029
2843900000	Other amalgams and other compoundcolloidal precious metals	1,248	31,942	149,516	1,669,231
2844109000	Ceramic products & mixtures containignatural uranium	31	109	4,329	13,299
2844209000	Ceramics products & mixtures containinguranium enriched in u235, plutonium	0	865	0	2,912
2844401100	Radium and its salts	66	184	7,116	34,264
2844401900	Other radioactive elements & isotopes &compounds, radioactive residues	400	7,404	103,417	2,039,660
2844409000	Ceramic products & mixtures containingisotop or compound,radioactive residue:	178	51,377	55,814	6,337,703
2844500000	Spent (irradiated) fuel elements(cartridges) of nuclear reactors	0	10	0	225
2845100000	Heavy water (deuterium oxide)	0	295	0	9,861
2845900000	Other isotops other than those heading28.44	1,406	21,861	5,667	1,359,328
2846100000	Cerium compounds	5,448	48,194	197,036	729,857
2846900000	Other compounds, inorganic or organicof rare-earth metal	19,003	46,283	172,314	376,860
2847001000	Liquid hydrogen peroxide,whether or notsolidified with urea	923,747	9,526,664	376,093	3,650,052
2847009000	Hydrogen peroxide, whether or notsolidified with urea other form	64,880	672,880	28,768	290,847
2848000000	Phosphides, whether or not chemicallydefined excluding ferrophosphorus.	0	90,069	0	394,649

I.3. IMPOR MENURUT KOMODITI / IMPORT BY HS COMMODITY
 *** DESEMBER / DECEMBER 2010 ***

HS	Uraian Komoditi Commodity Description	Berat Bersih / Net Weight (Kg)		Nilai / Value C.I.F (US\$)	
		Bulan ini Current Month	Kumulatif Cum.Jan. to date	Bulan ini Current Month	Kumulatif Cum.Jan. to date
2849100000	Carbides, whether or not chemically defined of calcium	858,367	8,931,163	516,683	4,941,327
2849200000	Carbides, whether or not chemically defined of silicon	51,749	3,051,087	110,726	3,261,300
2849900000	Carbides, whether or not chemically defined of other material	1,994	22,749	46,532	573,218
2850000000	Hydrides, nitrides, azides, silicides and borides	459	8,438	16,728	203,667
2852001000	Mercury sulphate	7	249	1,498	44,886
2852002000	Mercury compounds of a kind used as	0	33	0	815
2852009000	Other compounds, inorganic/organic, of mercury, excluding amalgams	145	827	35,451	148,500
2853000000	Liquid, compressed air, other inorganic (incl distil/conductivity water, similar)	1,086	30,070	8,245	303,351
2901100000	Saturated acyclic hydrocarbons.	907,530	8,266,144	1,478,483	12,462,428
2901210000	Ethylene	65,829,122	589,528,725	67,304,959	632,619,049
2901220000	Propene (propylene)	27,224,122	224,944,998	31,821,803	252,390,093
2901230000	Butene (butylene) and isomers thereof	3,270,203	24,500,026	4,423,358	32,468,899
2901240000	Buta-1, 3-diene and isoprene	6,559,480	42,328,184	13,318,265	80,736,169
2901291000	Acetylene	52,306	513,566	47,764	1,007,826
2901299000	Other unsaturated acyclic hydrocarbons	40,508	1,963,630	60,780	2,786,663
2902110000	Cyclohexane	61,214	745,969	140,841	1,534,873
2902190000	Other cyclanes	138,049	1,482,367	302,854	3,111,708
2902200000	Benzene	14,691,771	152,794,261	14,268,389	142,115,672
2902300000	Toluene	8,744,446	102,874,060	8,651,565	92,117,424
2902410000	O-xylene	3,159,705	35,518,357	3,653,682	37,426,578
2902420000	M-xylene	0	1,996,681	0	1,678,228
2902430000	P-xylene	55,951,565	777,529,497	72,390,123	808,572,572
2902440000	Mixed xylene isomers	3,396,007	31,706,712	3,390,793	29,008,531
2902500000	Styrene	8	2,948,477	530	4,128,283
2902600000	Ethylbenzene	1	52,235	115	287,645
2902700000	Cumene	890,062	4,801,985	1,211,348	6,389,759
2902901000	Dodecylbenzene	163,462	1,135,367	255,908	1,603,469
2902902000	Alkylbenzenes	45,006	211,527	57,603	464,424
2902909000	Other cyclic hydrocarbons.	486,650	6,253,182	872,365	10,095,105
2903111000	Methyl chloride used in the manufacture of herbicides	69,554	944,537	69,815	1,259,570
2903119000	Other methyl chloride	389	5,338	65,004	90,771
2903120000	Dichloromethane (methylene chloride)	1,022,720	10,558,761	1,028,790	9,331,119
2903130000	Chloroform (trichloromethane)	45,549	490,019	306,662	2,749,823
2903150000	1,2-dichloroethane (ethylene dichloride)	21	300	531	4,673
2903190090	Other halogenated derivatives of hydrocarbons	98,952	861,554	108,145	863,345
2903211000	Vinyl chloride monomer (vcn)	7,221,181	105,952,577	6,589,392	89,662,153
2903219000	Other vinyl chloride (chloroethylene)	112,687	693,952	286,290	1,747,165
2903220000	Trichloroethylene	95,975	1,804,951	196,235	2,810,357
2903230000	Tetrachloroethylene (perchloroethylene)	79,791	1,268,773	132,291	1,663,581
2903290000	Other unsaturated chlorinated derivatives of acyclic hydrocarbons	75,972	525,522	540,339	3,322,305
2903310000	Ethylene dibromide (iso)(1,2-dibromoethane)	0	80,262	0	247,205
2903390000	Other fluorinated, brominated/iodinated	19,200	432,867	105,600	2,170,198
2903410000	Trichlorofluoromethane	15,640	137,844	74,750	702,451
2903470000	Other perhalogenated derivatives	0	20,418	0	130,788
2903490000	Derivatives of methane, ethane/propane, halogenated with fluorine & chlorine	682,116	6,162,964	1,979,509	17,371,869
2903510000	1, 2, 3, 4, 5, 6-hexachlorocyclohexane	15,640	63,450	48,875	238,719
2903590000	Other halogenated derivatives of cyclic cyclohexane/cycloheptane hydrocarbon	0	17,229	0	67,010
2903610000	Chlorobenzene, o-dichlorobenzene and p-dichlorobenzene	436,537	2,756,179	600,230	3,911,493
2903690000	Other halogenated derivatives of aromatic	87,931	3,065,543	144,822	4,689,119
2904100000	Derivatives containing only sulphogroups their salts and ethyl esters	393,916	4,384,827	557,507	5,553,427
2904200000	Derivatives containing only nitro or only nitroso groups	70,043	357,016	196,268	1,163,218
2904900000	Other derivatives of hydrocarbons, whether or not halogenated	18,284	101,358	49,234	306,866
2905110000	Methanol (methyl alcohol)	12,716,765	192,223,851	4,762,259	59,975,949
2905120000	Propan-1-ol (propyl alcohol) & propan-2-ol (isopropyl alcohol)	1,594,062	23,453,294	2,011,888	28,469,704
2905130000	Butan-1-ol (n-butyl alcohol)	4,106,897	36,392,363	5,497,543	53,328,584
2905140000	Other butanols	1,078,955	6,813,269	1,709,830	10,413,684
2905160000	Octanol (octyl alcohol) and isomers thereof	3,165,840	26,981,852	5,484,099	45,169,392
2905170000	Dodecan-1-ol (lauryl alcohol), hexadecan-1-ol, and octadecan-1-ol	74,838	711,588	165,211	1,596,473
2905190000	Other sulphonated, nitrated/nitrosated	392,989	5,986,965	538,804	9,594,067
2905220000	Acyclic terpene alcohols	152,683	1,514,493	1,520,258	13,357,539
2905290000	Other unsaturated monohydric alcohols	33,096	306,004	297,092	3,372,295
2905310000	Ethylene glycol (ethanediol)	33,776,151	396,393,017	37,363,645	380,599,200
2905320000	Propylene glycol (propane-1, 2- diol)	2,114,179	26,119,673	3,552,817	43,739,351
2905390000	Other diols	382,979	3,580,639	1,128,214	10,042,744
2905410000	2-ethyl-2-(hydroxymethyl) propane-1,3-(trimethylolpropane)	88,983	478,342	194,131	1,130,349
2905420000	Pentaerythritol	415,267	4,791,017	561,784	5,658,781
2905430000	Mannitol	69	335,802	1,765	1,640,034
2905440000	D-glucitol (sorbitol)	146,168	1,750,065	116,989	1,364,455
2905450000	Glycerol	350,794	3,650,698	195,687	2,654,259
2905490000	Other polyhydric alcohols	33,872	557,955	189,474	2,205,213
2905590000	Other halogenated, sulphonated, nitrated derivatives of acyclic alcohols	4,141	132,804	85,709	550,403
2906110000	Menthol	47,537	533,120	1,238,205	7,934,493
2906120000	Cyclohexanol, methylcyclohexanols and dimethylcyclohexanols	0	7,356	0	147,666
2906130000	Sterols and inositols	16,211	331,679	90,326	2,242,893
2906190000	Other cyclohexane, cycloheptane/cycloheptane hydrocarbon	12,410	363,909	242,526	4,041,362
2906210000	Benzyl alcohol	23,000	505,163	60,906	1,219,151
2906290000	Other aromatic alcohol	48,966	556,891	301,986	3,075,884
2907110000	Phenol (hydroxybenzene) and its salts	272,253	13,935,438	519,018	22,174,616
2907120000	Cresols and their salts	60,103	521,523	203,187	1,335,481
2907130000	Octylphenol, nonylphenol and their isomers, salts thereof	34,564	2,293,044	83,661	4,894,018
2907150000	Naphthols and their salts	12,728	178,558	37,737	723,020
2907190000	Other monophenols	379,233	2,012,777	347,674	5,009,150
2907210000	Resorcinol and its salts	35,940	465,025	237,534	2,515,967

I.3. IMPOR MENURUT KOMODITI / IMPORT BY HS COMMODITY
 *** DESEMBER / DECEMBER 2010 ***

H S	Uraian Komoditi Commodity Description	Berat Bersih / Net Weight (Kg)		Nilai / Value C.I.F (US\$)	
		Bulan ini Current Month	Kumulatif Cum.Jan. to date	Bulan ini Current Month	Kumulatif Cum.Jan. to date
2907220000	Hydroquinone (quinol) and its salts	30,187	363,062	229,680	2,865,954
2907230000	4,4-isopropylidenediphenol (bisphenola, diphenylolpropane) and its salts	50,020	445,630	83,239	931,235
2907290000	Other polyphenols; phenol-alcohols	27,531	176,840	180,316	1,268,503
2908110000	Pentachlorophenol (iso)	12,000	168,446	87,120	1,225,240
2908190000	Oth derivatives containing only halogensubstituents and their salts	7	10,175	178	40,525
2908910000	Dinoseb (iso) and its salts	40,000	202,150	148,000	754,086
2908990000	Oth derivatives containing only sulphogroups their salts and esters	15,595	105,641	46,551	537,762
2909110000	Diethyl ether	30	7,943	171	64,440
2909191000	Methyl tertiary butyl ether	15	34,583	402	179,114
2909199000	Other acyclic ethers and their halogenated	402	58,422	4,758	280,515
2909200000	Cyclanic, cyclenic or cycloterpenicethers & their halogenated derivatives	18,566	62,736	274,338	2,092,846
2909300000	Aromatic ethers & their halogenated,sulphonated, or nitrosated derivatives	143,083	1,061,707	868,580	5,586,780
2909410000	2,2-oxydiethanol (diethylene glycol,digol)	272,681	4,439,189	409,793	5,217,498
2909430000	Monobutyl ethers of ethylene glycol orof diethylene glycol	1,830,204	17,122,918	3,030,463	26,511,895
2909440000	Other monoalkylethers of ethyleneglycol or of diethylene glycol	911,839	7,492,605	1,634,805	12,535,367
2909490000	Other ether-alcohols, their halogenatedsulphonated, nitrated derivatives	830,630	7,008,623	2,322,812	19,453,000
2909500000	Ether-phenols, ether-alcohol-phenols &their halogenated, nitrated derivatives	24,757	229,810	365,188	3,625,703
2909600000	Alcohol peroxides, ether peroxides, ketone peroxides & their halogenated drv	111,674	1,402,854	246,609	3,245,905
2910100000	Oxirane (ethylene oxide)	585	136,306	9,565	357,127
2910200000	Methyloxirane (propylene oxide)	2,633,459	27,160,463	4,095,330	42,209,079
2910300000	1chloro2, 3epoxypropane(epichlorohydrin)	1,176	412,808	17,632	976,486
2910900000	Other epoxides, epoxyalcohols, epoxyphenols & their halogenated derivatives	2,340	27,537	34,715	304,128
2911000000	Acetals & hemiacetals, whether or notwith other oxygen function	1,106	17,781	33,324	388,424
2912110000	Formalin	542	445,077	10,485	189,732
2912119000	Other methanal (formaldehyde)	0	55	0	3,258
2912120000	Ethanal (acetaldehyde)	650	20,058	44,517	133,704
2912190000	Other acyclic aldehydes without otheroxigen function	179,687	1,244,311	531,712	4,670,412
2912210000	Benzaldehyde	1,816	31,875	9,264	109,047
2912290000	Other cyclic aldehydes without otheroxigen function	72,735	1,845,271	499,322	10,629,118
2912300000	Aldehyde-alcohols	863	92,478	15,360	1,023,554
2912410000	Vanillin (4-hydroxy-3-methoxybenzal-dehyde)	47,619	377,243	518,160	4,564,079
2912420000	Ethylvanillin (3-ethoxy-4-hydroxyben-zaldehyde)	9,975	218,511	198,580	4,129,076
2912490000	Other aldehyde-ethers,aldehyde-phenols& aldehydes with other oxygen functio	803	84,027	12,497	483,478
2912500000	Cyclic polymers of aldehydes	770	47,389	10,037	354,255
2912600000	Paraformaldehyde	381,001	5,354,052	270,007	3,666,555
2913000000	Halogenated,sulphonated,nitrated or nitrosated derivat.of products of h 29.12	8,517	91,132	60,192	530,511
2914110000	Acetone	2,376,163	15,408,117	1,932,622	13,868,637
2914120000	Butanone (methyl ethyl ketone)	2,760,052	22,848,740	4,328,672	27,883,062
2914130000	4-methylpentan-2-one (methyl isobutylketone)	219,829	3,449,023	534,439	6,414,090
2914190000	Other acyclic ketones without otheroxigen function	1,090	152,224	36,157	1,884,003
2914210000	Camphor	2,873	289,154	13,416	1,278,412
2914220000	Cyclohexanone and methylcyclohexanones	228,053	3,346,635	512,192	6,518,138
2914230000	Ionones and methylionones	8,793	254,979	106,727	3,300,583
2914290000	Other cyclanic, cyclenic or cycloterpepic ketones without oth. oxygen func.	187,136	1,851,082	1,060,750	15,871,336
2914390000	Other aromatic ketones without otheroxigen function	7,679	77,291	89,273	991,070
2914400000	Ketone-alcohols and ketone-aldehydes	272,817	1,394,887	441,533	3,771,121
2914500000	Ketone-phenols & ketones without otheroxigen function	8,140	129,087	166,485	2,058,908
2914610000	Anthraquinone	0	10,240	0	73,884
2914690000	Other quinones	186	57,473	27,915	835,943
2914700000	Halogenated, sulphonated, nitrated ornitrosated derivatives	8,949	49,399	89,908	654,574
2915110000	Formic acid	246,634	2,232,766	192,039	2,046,673
2915120000	Salts of formic acid	165,001	2,889,543	62,212	1,835,734
2915130000	Esters of formic acid	23,823	254,303	73,740	905,754
2915210000	Acetic acid	9,084,074	104,391,139	4,151,305	48,258,830
2915240000	Acetic anhydride	26,040	204,295	43,050	319,699
2915290000	Other acetic acid and its salts	179,338	1,830,173	464,240	5,497,819
2915310000	Ethyl acetate	607,579	10,054,766	628,873	9,903,201
2915320000	Vinyl acetate	6,469,427	42,003,992	5,882,079	36,841,663
2915330000	N-butyl acetate	463,578	4,880,064	701,131	6,703,611
2915360000	Dinoseb (iso) acetate	0	55,907	0	96,466
2915390000	Other esters of acetic acid	724,094	11,055,875	1,843,493	25,824,529
2915400000	Mono-, di- or trichloroacetic acids,their salts and esters	260,394	2,944,428	315,570	3,360,562
2915500000	Propionic acids, its salts and esters	207,895	2,082,033	383,759	5,586,651
2915600000	Butanoic acids, pentanoic acids, theirsalts and esters	363,351	3,190,741	802,613	7,613,561
2915701000	Palmitic acid, its salts and esters	288,317	2,454,358	518,811	4,864,075
2915702000	Stearic acid	67,457	3,362,311	123,109	4,178,543
2915703000	Salts and esters of stearic acid	372,737	4,066,025	746,739	7,581,633
2915901000	Acetyl chloride	7,813	289,642	28,648	547,162
2915902000	Lauric acid, myristic acid, their saltsand esters	444,234	4,581,667	738,748	6,857,834
2915909000	Other saturated acyclic monocarboxylicacids & their anhydrides & halides	380,471	3,818,664	1,183,625	12,577,973
2916110000	Acrylic acid and its salts	517,964	6,725,071	1,368,541	13,730,169
2916120000	Esters of acrylic acid	1,240,607	26,806,574	3,565,250	59,950,126
2916130000	Methacrylic acid and its salts	134,336	1,087,497	439,990	3,240,361
2916141000	Methyl methacrylate	3,765,556	39,234,097	8,860,209	81,792,993
2916149000	Other esters of methacrylic acid	198,820	2,141,386	713,637	7,074,944
2916150000	Oleic,linoleic or linolenic acids,theirsalts and esters	162,385	512,746	258,221	1,131,313
2916190000	Oth unsaturated acyclic monocarboxylicacids, their anhydrides & halides	142,036	1,156,945	558,020	4,958,548
2916200000	Cyclanic, cyclenic or cycloterpenicmonocarboxylic acids, their anhydrides	76,382	964,082	2,268,817	27,617,856
2916310000	Benzoic acid, its salts and esters	736,058	6,750,764	1,104,537	10,415,464
2916320000	Benzoyl peroxide and benzoyl chloride	22,285	729,714	56,050	1,015,464
2916340000	Phenylacetic acid and its salt	97	2,922	756	23,297
2916350000	Esters of phenylacetic acid	150	2,810	3,133	66,313
2916360000	Binapacryl (iso)	0	6	0	1,812

I.3. IMPOR MENURUT KOMODITI / IMPORT BY HS COMMODITY
 *** DESEMBER / DECEMBER 2010 ***

H S	Uraian Komoditi Commodity Description	Berat Bersih / Net Weight (Kg)		Nilai / Value C.I.F (US\$)	
		Bulan ini Current Month	Kumulatif Cum.Jan. to date	Bulan ini Current Month	Kumulatif Cum.Jan. to date
2916391000	2,4-dichlorophenyl acetic acid & its salts and esters	128,271	1,578,293	432,058	4,506,257
2916399000	Other aromatic monocarboxylic acids, their anhydrides, halides & peroxides	28,643	754,256	118,723	4,728,347
2917110000	Oxalic acid, its salts and esters	198,136	1,498,327	155,908	1,400,775
2917121000	Diocetyl adipate (doa)	210,080	2,167,390	565,385	5,391,717
2917129000	Other adipic acid, its salts & esters	89,894	652,924	232,985	1,859,784
2917130000	Azelaic acid, sebacic acid, their salts and esters	17,232	228,739	79,698	1,156,560
2917140000	Maleic anhydride	21,760	1,027,809	39,133	1,544,578
2917190000	Other acyclic polycarboxylic acids, their anhydrides, halides & peroxides	159,410	1,753,432	329,749	4,249,102
2917200000	Cyclanic, cyclenic or cycloterpenic polycarboxylic acids, their anhydrides	92,668	720,089	201,904	1,488,544
2917320000	Diocetyl orthophthalates	364,808	4,209,682	662,005	6,167,283
2917330000	Dinonyl or didecyl orthophthalates	96,000	1,812,739	224,640	3,618,681
2917340000	Other esters of orthophthalic acid	214,377	3,331,420	405,254	6,306,497
2917350000	Phthalic anhydride	2,618,049	20,286,482	3,113,162	22,122,374
2917360000	Terephthalic acid and its salts	2,633,244	32,963,573	3,102,350	30,851,812
2917370000	Dimethyl terephthalate	0	175,035	0	203,329
2917391000	Triocetyltrimellitate (totm)	66,331	506,392	156,496	962,867
2917392000	Other phthalic plasticizers & esters of phthalic anhydride	1,262	173,287	5,762	292,466
2917399000	Other aromatic polycarboxylic acids, their anhydrides, halides & peroxides	555,749	6,157,355	924,904	8,948,950
2918110000	Lactic acid, its salts and esters	153,239	2,296,089	269,417	4,864,170
2918120000	Tartaric acid	14,812	271,977	42,545	720,698
2918130000	Salts and esters of tartaric acid	2,169	618,525	8,662	1,569,359
2918140000	Citric acid	1,928,709	28,526,458	1,954,371	28,453,233
2918151000	Calcium citrate	144,300	1,235,073	140,965	1,076,415
2918159000	Other salts and esters of citric acid	532,136	7,324,681	813,673	10,190,018
2918160000	Gluconic acid, its salts and esters	234,736	3,045,087	261,991	3,155,162
2918180000	Chlorobenzilate (iso)	0	48	0	721
2918190000	Other carboxylic acids with alcohol function but without other oxygen function	19,617	1,883,083	51,717	3,976,690
2918210000	Salicylic acid and its salts	17,371	375,486	60,703	1,194,396
2918220000	O-acetylsalicylic acid, its salts and esters	17,800	438,447	64,165	1,405,866
2918230000	Other esters of salicylic acid & their salts	164,662	1,651,271	508,231	5,139,528
2918291000	Alkyl sulphonic ester of phenol	182	1,766	5,241	29,209
2918299000	Other carboxylic acids with phenol function but without other oxygen function	46,886	572,508	424,666	4,418,425
2918300000	Carboxylic acids with aldehyde/ketone function but without other oxygen function	45,783	385,526	536,541	6,803,047
2918910000	2,4,5-trichlorophenoxyacetic acid	0	351,279	0	844,170
2918990000	Other carboxylic acids with additional oxygen function, their anhydrides, halides	214,133	1,492,509	819,125	9,736,516
2919100000	Tris(2,3-dibromopropyl) phosphate	0	72,309	0	421,691
2919900000	Other phosphoric esters, their salts, in clactophosphates, their halogenated	78,183	268,347	262,086	1,035,098
2920110000	Parathion (iso) & parathion-methyl (iso)	3,680	41,556	28,671	226,833
2920190000	Other thiophosphoric esters, (phosphorothioates) & their salts	9,389	66,154	26,655	167,068
2920901000	Dimethyl sulphate (dms)	21,174	187,859	12,553	254,853
2920909000	Other esters of other inorganic acids of non metals and their salts	35,109	678,191	114,254	1,338,212
2921110000	Methylamine, di- or trimethylamine and their salts	146,690	2,417,601	253,843	3,866,596
2921190000	Other acyclic monoamines & their derivatives; salts thereof	1,649,930	9,785,512	2,572,992	19,717,500
2921210000	Ethylenediamine and its salts	161,452	3,126,806	655,285	10,697,727
2921220000	Hexamethylenediamine and its salts	22,629	201,947	143,470	993,178
2921290000	Other acyclic polyamines & their derivatives; salts thereof	215,115	3,651,153	589,713	8,683,293
2921300000	Cyclanic, cyclenic or cycloterpenic mono- or polyamines, & their derivatives	987,166	8,474,608	2,017,357	17,622,113
2921410000	Aniline and its salts	161,669	2,227,338	408,104	5,575,386
2921420000	Aniline derivatives and their salts	143,355	724,198	447,929	2,037,181
2921430000	Toluidines & their derivatives; salts thereof	2	43,025	51	207,648
2921440000	Diphenylamine & its derivatives; salts thereof	3,699	23,066	20,813	182,621
2921450000	1-naphthylamine (alpha-naphthylamine), 2-naphthylamine (beta-naphthylamine)	112,028	755,685	307,170	2,241,864
2921490000	Other aromatic monoamines & their derivatives; salts thereof	438	101,011	11,869	404,293
2921510000	O-, m-, p-phenylenediamine, diaminotoluenes & their derivatives; salts thereof	368,125	3,171,106	1,350,680	11,373,441
2921590000	Other aromatic polyamines & their derivatives; salts thereof	312,093	3,078,875	1,248,933	15,456,664
2922110000	Monoethanolamine and its salts	172,978	1,660,474	258,369	2,487,828
2922120000	Diethanolamine and its salts	218,433	2,361,679	305,282	3,346,423
2922130000	Triethanolamine and its salts	37,153	749,949	59,897	1,304,991
2922140000	Dextropropoxyphene (inn) and its salts	0	512	0	2,550
2922191000	Ethambutol & its salts, esters & other derivatives suitable for production of anti-tuberculosis	4,665	184,145	164,469	2,828,664
2922192000	D-2-amino-normal-butyl-alcohol	18,555	139,541	82,429	519,754
2922199000	Other amino-alcohols, phenylpropanolamine hcl, tramadol, ketamine hcl	60,100	445,484	747,420	7,587,897
2922210000	Amino hydroxynaphthalene sulphonic acids and their salts	129,401	1,745,677	430,131	5,967,723
2922290000	Other amino-naphthols & other aminophenols	45,001	467,855	516,145	2,854,115
2922310000	Amfepramone (inn), methadone (inn) & normethadone (inn); salts thereof	0	151	0	64,050
2922390000	Other amino-aldehydes, amino-ketones & amino-quinones	1,315	13,926	54,171	361,985
2922410000	Lysine and its esters; salts thereof	175,645	5,334,036	342,448	9,179,086
2922421000	Glutamic acid	2,254	174,101	10,186	666,185
2922422000	Monosodium glutamate	1,251,592	15,062,635	1,669,850	18,952,151
2922429000	Salts of glutamic acid	2,205	41,995	12,740	253,424
2922430000	Anthranilic acid and its salts	0	235	0	3,301
2922491000	Mephénamic acid and its salts	59,758	552,412	613,701	4,851,390
2922499000	Other amino acids, o.t.t containing more than one kind of oxygen function	136,779	2,262,644	847,508	15,155,483
2922501000	p-aminosalicylic acid & its salts, esters and other derivatives	88,392	849,265	456,525	3,681,563
2922509000	Other amino-alcohol-phenols, amino-acidphenols other amino-comp with oxygen function	6,796	655,484	693,182	6,949,477
2923100000	Choline and its salts	955,938	7,793,108	1,046,490	8,667,453
2923201000	Lecithins, whether or not chemically defined	842,784	8,544,908	914,157	9,242,611
2923209000	Other phospholipids	183,792	2,385,577	259,262	3,966,504
2923900000	Other quaternary ammonium salts and hydroxides	442,589	5,010,549	777,432	7,873,357
2924110000	Meprobamate (inn)	0	7	0	1,010
2924120090	Other fluoroacetamide (iso), monocrothopos (iso), phosphamidon (iso)	23,961	48,977	56,280	208,971
2924190000	Other acyclic amides (including acyclic carbamates), & their thrs, salts thrs	280,572	3,084,470	838,394	9,950,944
2924211000	4-ethoxyphenylurea (dulcin)	0	826	0	7,704

I.3. IMPOR MENURUT KOMODITI / IMPORT BY HS COMMODITY
 *** DESEMBER / DECEMBER 2010 ***

HS	Uraian Komoditi Commodity Description	Berat Bersih / Net Weight (Kg)		Nilai / Value C.I.F (US\$)	
		Bulan ini Current Month	Kumulatif Cum.Jan. to date	Bulan ini Current Month	Kumulatif Cum.Jan. to date
2924212000	Diuron and monoureon	10,000	94,321	56,000	348,795
2924219000	Other ureines & their derivatives;saltsthereof	61,460	351,089	238,184	1,694,247
2924291000	Aspartame	90,037	880,943	1,307,120	14,982,144
2924292000	Butylphenylmethyl carbamate, methylisopropyl phenyl carbamate	48,000	778,501	156,320	2,465,894
2924299010	Asetaminophen (paracetamol), salicylmid, ethoxybenzamide	513,780	6,348,358	1,950,873	24,500,128
2924299090	Oth carboxyamide-function compounds	225,697	2,320,021	2,160,699	27,445,374
2925110000	Saccharin and its salts	22,100	506,460	126,327	2,908,306
2925190000	Other imides & their derivatives, saltsthereof	1,174	153,599	15,012	1,190,587
2925210000	Chlordimeform (iso)	0	28	0	837
2925290000	Other imines and their derivatives;and salts thereof	19,245	335,868	294,959	2,317,794
2926100000	Acrylonitrile	612,579	8,947,247	1,359,387	19,691,568
2926200000	1-cyanoguanidine (dicyandiamide)	18,160	167,120	36,207	311,633
2926900000	Other nitrile-function compounds.	101,699	1,342,092	1,900,785	37,556,107
2927001000	Azodicarbonamide	346,122	4,264,159	786,280	9,474,965
2927009000	Oth diazo-, azo- or azoxy-compounds.	194,968	1,301,249	575,079	3,731,886
2928001000	Linuron	1,583	3,427	5,068	17,735
2928009000	Other organic derivatives of hidrazineor of hydroxylamine	86,946	425,207	268,936	3,032,085
2929100000	Isocyanates	4,767,501	49,408,658	9,390,388	97,981,599
2929901000	Sodium cyclamate	0	356,500	0	700,510
2929909000	Other compounds with other nitrogenfunction	1,169	75,782	303,022	1,744,282
2930200000	Thiocarbamates and dithiocarbamates	151,890	2,652,737	725,757	15,252,953
2930300000	Thiuram mono, di or tetrasulphides	2,700	276,444	12,121	854,799
2930400000	Methionine	2,004,116	20,551,216	7,956,721	83,983,002
2930500000	Captafol (iso) & methamidophos (iso)	0	360,432	0	873,378
2930900000	Other organo-sulphur compounds	806,927	8,955,292	3,584,241	35,391,354
2931001000	Tetraethyl lead	6,300	240,515	49,407	828,841
2931002000	N-(phosphonomethyl)glycine and saltsthereof	4,192,417	21,640,021	12,906,922	77,831,703
2931003000	Ethephone	41,589	322,951	159,234	1,151,905
2931004000	Organo-arsenic compounds	0	14,000	0	185,500
2931009000	Other organo-inorganic compounds	373,466	4,122,934	1,077,002	12,491,963
2932110000	Tetrahydrofuran	14,578	239,844	57,762	855,320
2932120000	2-furaldehyde (furfuraldehyde)	654	208,349	7,599	570,042
2932130000	Furfuryl alcohol and tetrahydrofurfuryl alcohol	97,238	1,039,954	241,696	2,044,781
2932190000	Oth compounds containing an unfusedfuran ring in the structure	4,198	106,730	342,919	6,833,390
2932210000	Coumarin, methylcoumarins ðylcoumarins	15,587	193,106	162,028	1,945,420
2932290000	Other lactones	69,901	926,487	533,315	7,292,401
2932930000	Piperonal	11,314	79,802	281,272	2,086,937
2932950000	Tetrahydrocannabinols (all isomers)	0	30	0	1,200
2932991000	Carbofuran	162,140	1,482,550	2,142,610	19,475,055
2932999000	Other heterocyclic compound withoxygen hetero-atom(s) only.	89,581	2,997,317	1,401,251	20,409,232
2933111000	Dipyrone (antalgin)	47,509	565,701	422,027	4,603,281
2933119000	Other phenazone (antipyrin) and itsderivatives	24,430	351,815	358,658	4,816,629
2933190000	Oth compounds containing an unfusedpyrazole ring in the structure	60,611	328,071	1,622,661	10,486,226
2933210000	Hydantoin and its derivatives	66,786	355,306	160,027	1,087,969
2933291000	Cimetidine	4,021	25,570	126,850	726,177
2933299000	Oth compounds containing an unfusedimidazole ring in the structure	40,126	547,198	1,129,532	7,642,412
2933310000	Pyridine and its salts	217,994	1,238,626	701,114	5,929,104
2933320000	Piperidine and its salts	688	787	6,880	23,210
2933330000	Alfentanil (inn), anileridine (inn), bezitramide (inn), bromazepam (inn)	0	131	0	143,420
2933391000	Chlorpheniramine and isoniazid	9,022	107,726	133,853	1,639,468
2933392000	Isonicotinic acid hydrazide,& its saltsesters,derived of pharmaceutical grade	22	991	6,178	68,016
2933393000	Paraquat salts	1,447,600	15,139,238	4,625,092	48,324,600
2933399000	Oth compounds containing an unfusedpyridine ring in the structure	613,680	3,698,321	5,045,635	35,738,319
2933490000	Oth compounds containing in the struc.a quinoline or isoquinoline ring-system	2,464	341,810	36,168	4,482,348
2933520000	Malonylurea (barbituric acid) and itsalts	9	54	1,908	8,804
2933530000	Allobarbital(inn), amobarbital(inn), barbital(inn), butalbital(inn), butobarbitol	500	606	15,250	25,440
2933540000	Other derivatives of malonylurea(barbituric acid), salts thereof	4	54	322	6,751
2933591000	Diazinon	16,000	89,762	98,560	510,922
2933599000	Oth compounds contain a pyrimidinering or piperazine ring in the structur	31,011	688,631	790,220	17,095,464
2933610000	Melamine	1,760,549	12,668,866	2,915,044	18,100,499
2933690000	Oth compounds containing an unfusedtriazine ring in the structure	376,852	6,250,195	830,628	11,771,332
2933710000	6-hexanelactam (epsilon-caprolactam)	2,604,000	50,958,036	7,053,461	125,015,804
2933720000	Clobazam (inn) and methpyrlyon (inn)	46	179	258,000	767,973
2933790000	Other lactams	6,797	268,683	161,676	2,319,722
2933910000	Alprazolam(inn), camazepam(inn),chlordiazepoxide(inn), clonazepam	1,956	42,942	126,498	1,112,433
2933991000	Mebendazole and parbendazole	6,550	55,681	190,991	1,149,216
2933999000	Other heterocyclic compounds with nitrogen hetero-atom(s) only.	225,735	1,948,535	1,766,097	18,560,270
2934100000	Compounds containing an unfusedthiazole ring in the	78,754	352,345	261,327	2,306,562
2934200000	Comp containing in the structure a benzothiazole rind-system, not futher fused	138,182	2,066,674	452,301	6,459,337
2934300000	Comp containing in the structure a phenothiazine ring-system,not further fused	12,384	160,767	105,823	1,179,017
2934910000	Aminorex(inn), brotizolam(inn), clotiazepam(inn),cloxazolam(inn),oxazolam	0	7,560	0	296,612
2934991000	Nucleic acid and its salts	0	87,214	0	1,487,918
2934992000	Sultones, sultams, diltiazem	11,866	80,171	654,448	4,599,847
2934993000	6-amino penicillanic acid	9,151	226,879	70,320	1,496,209
2934999000	Other nucleic acids and their salts,whether or not chemically defined	160,127	1,275,117	4,055,110	45,740,892
2935000000	Sulphonamides.	179,484	1,478,968	1,026,500	18,205,495
2936210000	Vitamins a & their derivatives	20,859	357,242	504,770	7,240,614
2936220000	Vitamins b1 & its derivatives	33,624	335,094	457,413	6,702,346
2936230000	Vitamin b2 & its derivatives	7,219	109,673	289,751	4,124,201
2936240000	D-or dl-pantothenic acid (vit b3or vit b5 & its derivatives	29,093	476,261	294,888	5,474,455
2936250000	Vitamin b6 & its derivatives	19,482	352,860	284,355	5,236,437
2936260000	Vitamin b12 & its derivatives	4,467	53,139	458,615	3,813,541
2936270000	Vitamin c & its derivatives	205,044	2,899,098	1,436,969	30,307,607

I.3. IMPOR MENURUT KOMODITI / IMPORT BY HS COMMODITY
 *** DESEMBER / DECEMBER 2010 ***

H S	Uraian Komoditi Commodity Description	Berat Bersih / Net Weight (Kg)		Nilai / Value C.I.F (US\$)	
		Bulan ini Current Month	Kumulatif Cum.Jan. to date	Bulan ini Current Month	Kumulatif Cum.Jan. to date
2936280000	Vitamin e & its derivatives	35,809	668,790	690,639	15,168,122
2936290000	Oth vitamins & their derivatives	32,389	1,049,793	629,660	14,241,670
2936900000	Oth vitamin, incl natural concentrates	206,018	2,511,168	1,200,470	17,473,865
2937120000	Insulin & its salts	0	317	0	88,496
2937190000	Oth polypeptide hormones, proteinhormones	58	1,376	4,252	323,780
2937210000	Cortisone,hydrocortisone, prednisone &prednisolone (dehydrohydro cortison)	132	8,989	51,413	4,915,845
2937220000	Halogenated derivatives ofcorticosteroidal hormones	151	2,799	1,190,893	8,461,057
2937230000	Oestrogens & progestogens	43	9,293	90,710	11,360,892
2937290000	Oth steroidal hormones	420	19,937	315,430	4,666,702
2937310000	Epinephrine	0	16	0	55,569
2937390000	Oth catecholamine hormones	0	7	0	1,900
2937400000	Amino-acid derivatives	11,645	35,733	114,129	1,434,137
2937500000	Prostaglandins,thromboxanes &leukotrienes & their derivatives	1	21	2,100	35,335
2937900000	Oth hormones	2	1,636	751	144,127
2938100000	Rutoside (rutin) & its derivatives	300	2,131	15,750	71,292
2938900000	Oth glycoside, natural or reproduc andtheir salts, ethers, esters & oth drv	1,502	21,712	54,318	825,928
2939110000	Concent of poppy straw, buprenorphinecodein,ethylmorphin,etorphine,heroin	0	1,462	0	658,618
2939190000	Oth alkaloids of opium	501	5,694	57,200	830,175
2939200000	Alkaloids of chinchona andtheir derivatives, salts thereof	0	10,231	0	964,771
2939300000	Caffeine & its salts	14,526	671,382	130,713	5,736,970
2939410000	Ephedrine & its salts	2,176	8,503	125,308	477,459
2939420000	Pseudoephedrine (inn) & its salts	657	45,365	39,468	2,405,461
2939490010	Phenylpropanolamine hcl (ppa)	28	30,576	2,175	1,213,932
2939490090	Other ephedrines and their salts	1	5	19	119
2939510000	Fenetyline(inn) & its salts	0	409	0	22,620
2939590000	Oth theophylline & aminoophylline	34,574	134,153	426,989	2,092,977
2939610000	Ergometrine (inn) & its salts	0	12	0	67,021
2939620000	Ergotamine (inn) & its salts	0	7	0	60,778
2939690000	Oth alkaloids of rye ergot	4	91	61,592	458,726
2939919000	Oth cocaine, levometamfetamine	0	305	0	100,374
2939991000	Nicotine sulphate	1	35	138	5,285
2939999000	Oth vegetable alkaloids, natural orreproduc by synthesis & their salts	1,470	25,059	341,316	2,421,063
2940000000	Sugars, chemically pure, oth thansucrose, lactose, maltose	88,989	930,556	656,506	5,703,436
2941101100	Amoxicillins & its salts non-sterile	11,450	284,656	442,874	9,449,980
2941101900	Oth amoxicillins	31,210	118,323	959,178	3,966,735
2941102000	Ampicillin & its salts	2,430	148,484	474,485	9,492,592
2941109000	Other penicillins, their derivatvs withpenicillanic acid structure; salts thrf	3,863	236,280	736,852	12,167,151
2941200000	Streptomycins & their derivated, saltthereof	5	14,957	178	191,866
2941300000	Tetracyclines & their derivated, saltthereof	22,982	294,212	411,957	4,562,485
2941400000	Chloramphenicol & its derivated, saltthereof	10,192	151,893	403,379	3,887,907
2941500000	Erythromycin & its derivated, saltthereof	6,418	46,226	619,147	5,261,662
2941900000	Oth antibiotics(rifampicin, cephalosporin, their deriv,salts thrf, quinolon)	66,405	1,212,124	3,721,623	51,077,056
2942000000	Oth organic compounds.	86,823	2,254,712	1,011,968	13,587,710
3001200000	Extracts of glands or oth organs of their secretions	1,011	54,972	58,352	528,647
3001900000	Oth human or animal substanc. prepar.for therapeutic/prophylactic uses, nes	0	8,060	0	182,393
3002101000	Plasma protein solution	207	11,047	35,507	2,301,929
3002102000	Antisera & modified immunologicalprods with or not obtain	443	6,831	16,541	6,335,573
3002109000	Oth antisera & blood fractions & modifimmunological prods	13,063	111,700	3,023,198	27,000,238
3002201000	Tetanus toxoid	0	1,792	0	6,350
3002202000	Pertusis, measles, meningitis a/c& poliovaccine	112	5,798	6,841	7,027,739
3002209010	Hepatitis vaccine	989	65,421	217,645	2,767,018
3002209090	Oth vaccine for human medicine	7,242	117,118	4,088,190	30,254,413
3002300000	Vaccines for veterinary medicine	70,243	640,813	2,500,255	26,298,868
3002900000	Oth human blood; animal blood prepor therapeutic	28,761	221,396	810,745	12,089,765
3003101000	Medicaments cont amoxicillin (inn) notput up in measur doses-for retail sale	15	23,660	17,149	537,468
3003102000	Medicaments cont ampicillin (inn) notput up in measur doses-for retail sale	0	200	0	17,600
3003109000	Oth medicam cont penicillins or drv notput up in measur. doses - for ret sale	39	299	28,349	144,910
3003200000	Medicaments cont oth antibiotics	167	7,613	186,661	2,576,585
3003310000	Medicaments cont insulin not put up inmeasur. doses - for ret sale	0	3,658	0	338,178
3003390000	Oth medicaments cont hormones oroth prod. - for retail sale	1,625	103,747	52,000	1,009,740
3003400090	Oth medicaments cont alkaloids orderivated thrf but not cont hormones	0	36,307	0	2,652,719
3003900000	Oth medicaments cont >=2 constituent	90,836	452,892	460,374	9,430,389
3004101600	Containing ampicillin,amoxycillin orsalts thereof, of a kind taken orally	351	18,676	1,933	74,140
3004101900	Oth medicam cont penicillins or drv putup in measured doses-for retail sale	17,062	177,968	110,938	1,463,769
3004102100	Medicam cont streptomycs-ointmentput up in measur doses-for retail sale	0	490	0	49,609
3004102900	Medicam cont oth streptomycins ortherderivat other than ointment	1,448	9,041	62,593	1,119,290
3004203100	Medicam cont erythromycin or drvthereof for taking orally	980	3,260	52,461	296,202
3004203900	Medicaments cont erythromycin or drvother for taking oralling or ointment	0	1,336	0	360,244
3004207100	Medicam cont tetracycllins or drvthereof for taking orally	0	1,597	0	98,158
3004207900	Medicam cont chloramphenicols or drvother for taking oralling or ointment	1,595	126,699	132,033	2,341,841
3004209100	Medicam cont linc, sulf,iso,pyr or drvthereof for taking orally	583	21,636	61,243	1,383,122
3004209900	Medicam cont gentamycins or drvthereof for injection	25,485	390,623	922,690	9,498,314
3004310000	Medicam cont insulin-but not contantibiotics	5,691	35,616	2,403,040	14,737,333
3004329000	Medic cont oth corticosteroid hormone	981	12,807	155,857	1,662,036
3004390000	Oth medicam cont hormon, adrenalin, othprod of hd 29.37, not cont insuline	6,613	516,224	1,047,792	9,613,097
3004401000	Medicam cont morphine/its derivativesfor injection	0	2,648	0	327,435
3004404000	Medicamt cont quinine or its salts &antimalaria substances	8,657	10,344	505,623	618,882
3004409010	Medicaments cont morphine or its drv,for taking orally	0	206	0	59,719
3004409090	Medicaments cont morphine or its drv,not for taking orally	10,368	161,871	267,414	2,934,058
3004501000	Oth medicam cont syrups & drops ofvitamins of a kind suitable for children	1,153	87,959	6,340	761,775
3004508100	Medicam cont b complex vitamins	4,800	11,058	26,416	67,184
3004508900	Medicam cont oth b complex vitamin	3,418	101,167	70,561	1,584,786
3004509000	Oth medicaments cont vitamins oroth prods of heading 29.36	27,422	615,732	1,010,325	9,572,251

I.3. IMPOR MENURUT KOMODITI / IMPORT BY HS COMMODITY
 *** DESEMBER / DECEMBER 2010 ***

HS	Uraian Komoditi Commodity Description	Berat Bersih / Net Weight (Kg)		Nilai / Value C.I.F (US\$)	
		Bulan ini Current Month	Kumulatif Cum.Jan. to date	Bulan ini Current Month	Kumulatif Cum.Jan. to date
3004901000	Specialised medicines for cancer,aids or oth intractable diseases	5,313	138,484	1,666,716	29,332,715
3004902000	Oth medicam put up in measuredosesclosed sterile water for	95	6,403	64,956	1,146,103
3004903000	Antiseptics	2,128	196,335	16,464	1,299,618
3004904100	Anaesthetics cont procainehydrochloride	0	3	0	64
3004904900	Oth anaesthetics cont ketaminlidocain	4,425	27,237	515,499	3,147,099
3004905100	Analgesics,antipyretics & oth medicamcont acetyl salicylic acid	771	2,412	45,093	126,866
3004905900	Oth analgesics, antipyretics & medcont chlorp maleat,diclof, tramadol	39,732	168,005	838,084	3,487,832
3004906000	Antimalarials cont artemisinin,primaqartesunate or chloroquine (inn)	227	613	20,578	70,576
3004908000	Transdermal therapeutic systems (tts)patches for cancer or heart diseases	0	2,955	0	229,856
3004909100	Oth medicam put up in measur doses-cont sulphiride(inn),cimetidine,rantidin	607,970	3,643,992	781,696	5,691,924
3004909200	Oth medicam put up in measur doses-cont piroxicam(inn) or ibuprofen(inn)	2,512	246,629	34,213	607,923
3004909910	Oth medicam put up in measur doses-doses cont phenobarbital,	16	7,044	26,210	990,154
3004909990	Oth infusio fluids; nutritional orelectrolytic solutions	242,197	8,918,013	19,381,948	211,548,442
3005101000	Adhesive dressing & oth articles coverimpregnant w/ pharmaceutical substc	2,148	72,751	37,364	1,770,637
3005109000	Oth adhesive dressings & otharticles having an adhesive layer	10,147	164,683	169,265	2,277,408
3005901000	Bandages	16,595	194,268	359,390	3,519,785
3005902000	Gauze	21,505	67,156	114,208	447,669
3005909000	Oth wadding, impregnat/coated withpharmaceutic subst or put up in forms	7,807	146,576	189,381	3,367,265
3006101000	Sterile absorbable surgical or dentalyarn; sterile surgical or dental	206	14,192	384	597,547
3006109000	Sterile surgical catgut,similar sterilesuture matt & sterile tissue	7,146	131,662	802,348	7,479,004
3006200000	Blood-grouping reagents	510	9,430	41,774	1,359,468
3006302000	Reagents of microbial origin forveterinary	176	251	15,226	19,450
3006303000	Oth microbial diagnostic reagents	0	6,767	0	29,451
3006309000	Oth opacifyng prep for x-ray exam,diagnostic reagents design to be	93,414	3,517,209	772,033	7,729,795
3006401000	Dental cements & oth dental fillings	604	46,268	57,066	734,748
3006402000	Bone reconstruc cements	116	464	4,516	29,545
3006500000	First-aid boxes & kits	384	17,220	13,536	164,564
3006600000	Chemical contraceptive prepbased on hormones	28,024	232,939	821,056	5,606,350
3006700000	Gel prep designed to be used in humanor vet medic for parts of the body	1,128	48,019	115,999	1,349,911
3006910000	Appliances identifiable for ostomy use	0	9,296	0	210,339
3006920000	Waste pharmaceuticals	0	10	0	777
3101001100	Supplement fertilizers in liquid form,not chemical treat-of solely vegetable	23,649	203,328	62,131	294,784
3101001900	Oth thn supplemnt fertilizr in liquidform,not chemicl treat solely vegetable	291,350	2,365,936	44,026	1,359,282
3101009100	Oth animal or vegetable fertilisers,supplement fertilizers in liquid form	0	14,144	0	41,400
3101009900	Oth animal or vegetable fertilisers,oththn supplemnt fertilizr in liquid form	0	101,000	0	100,320
3102100000	Urea, with or not in aqueous solution	5	39,072,441	110	13,075,745
3102210000	Ammonium sulphate	6,462,480	268,451,459	1,015,067	40,540,262
3102290000	Oth double salts & mix of ammoniumsulphate & ammonium nitrate	100,026	1,263,064	22,984	258,419
3102300000	Ammonium nitrate, with or not inaqueous solutions	40,321,123	416,138,220	23,970,803	233,346,594
3102400000	Mix of ammonium nitrate with calciumcarbonate or oth inorganic non-fertilis	504,000	3,573,480	151,200	1,048,866
3102500000	Sodium nitrate	345,092	6,209,147	194,297	3,207,982
3102600000	Double salts & mixtures of calciumnitrate & ammonium nitrate	1,647,682	11,657,346	577,061	3,798,620
3102900000	Oth mineral or chem fertilisers,nitrogenous inc mixt	420,000	464,030	189,000	367,460
3103101000	Superphosphates, feed grade	0	7,600,000	0	2,617,600
3103109000	Other suoerphosphates	12,577,000	251,112,502	4,426,059	67,486,815
3103909000	Oth mineral or chemical fertilisers,phospatic	140,862,052	967,324,776	14,367,829	98,322,404
3104200000	Potassium chloride	196,338,204	1,763,285,461	79,312,463	719,164,141
3104300000	Potassium sulphate	540,036	5,420,659	283,381	3,018,950
3104900000	Oth potassium salts	6,656,370	77,000,747	2,528,881	28,229,292
3105100000	Mineral or chemic fertilisers,tablet orsimilar forms-pack of a weight < 10kg	43	2,857,706	1,079	1,538,145
3105200000	Mineral or chemical fertiliser cont theelements nitro,phosphor & potassium	13,846,630	212,972,444	7,097,698	114,660,409
3105300000	Diammonium hydrogenorthophosphate(diammonium phosphate)	4,515,107	76,364,374	2,689,560	33,297,833
3105400000	Ammonium dihydrogenorthophosphate(monoammonium phosphate)	2,125,780	23,681,786	1,252,313	11,888,199
3105510000	Oth mineral or chemical fertiliserscont nitrates & phosphates	69,322	28,752,972	31,015	8,967,203
3105590000	Oth mineral or chemical fertiliserscont nitroge n & phosphorus	578,155	25,674,460	636,001	13,606,785
3105600000	Mineral or chemical fertilisers contelements phosphorus & potassium	22,100	694,043	14,890	788,721
3105900000	Oth mineral or chemical fertilisers, intablets or in pack < 10kg	287,710	4,365,227	198,901	2,388,128
3201100000	Quebracho extract	15,340	266,340	29,004	543,032
3201200000	Wattle extract	17,526	623,711	29,175	829,064
3201901000	Gambier	0	9,492	0	28,828
3201909000	Oth tanning extract of vegetable origintannis & their salts, esters & oth drv	28,571	405,171	63,100	471,899
3202100000	Synthetic organic tanning substances	208,432	3,797,031	346,769	5,061,231
3202900000	Oth inorgan tanning subst;tanning prepwith or not cont natural tanning subs	137,889	2,556,880	213,303	3,184,218
3203001000	Coloring matter of vegetable or animalsuitable for use in food or drink	2,054	119,307	98,594	1,958,156
3203009000	Oth coloring matter of vegetable oranimal not suitable for use in food	669	175,050	52,546	1,495,197
3204111000	Disperse dyes crude & prep based& preparat based thereon, crude	621,628	4,313,711	3,276,334	20,448,293
3204119000	Other disperse dyes and preparationbased theron	731,130	8,826,380	3,442,253	36,348,667
3204121000	Aciddyes whether or not premetallised	35,626	694,535	223,331	3,878,021
3204129000	Oth acid dyes whether or not premetallised & preparation based thereon	12,224	392,367	88,807	2,290,031
3204130000	Basic dyes & preparat based thereon	24,264	774,884	130,445	3,095,883
3204140000	Direct dyes & preparat based thereon	416,463	6,002,131	1,450,019	21,330,245
3204150000	Vat dyes (incl those usable in thatstate pigments) & prep based thereon	237,201	2,491,946	1,514,638	14,422,638
3204160000	Reactive dyes & preparations basedthereof	973,048	9,001,386	4,178,284	39,638,887
3204170010	Synthet organ pigment in powder form	753,109	9,316,697	6,275,843	75,796,595
3204170090	Other pigments & preparat basedthereon	854,015	7,447,223	4,112,314	38,355,530
3204190000	Oth synthetic organic coloring matter,incl mix of coloring	740,138	6,124,526	1,678,561	18,275,510
3204200000	Synthetic organic prods of a kindused as fluorescent brightening agent	302,062	3,421,577	897,268	19,757,368
3204900000	Oth synthetic organic coloring,matter, w/ or not chemically defined	218,931	2,652,727	905,075	8,560,153
3205000000	Color lakes; preparat as specified inbased on color lakes	108,221	1,653,702	391,198	4,483,665
3206111000	Pigment base on titanium dioxidecont weight >= 80 %, on dry matter	4,642,904	58,270,466	12,455,122	142,656,293
3206119000	Preparate base on titanium dioxide,cont weight >= 80 %, on dry matter	240,813	3,863,374	998,398	12,425,471
3206191000	Pigment base on titanium dioxidecont weight < 80 %, on dry matter	109,333	1,505,070	414,874	5,649,649
3206199000	Preparate base on titanium dioxide,cont weight < 80 %, on dry matter	68,712	1,388,632	584,802	8,366,734

I.3. IMPOR MENURUT KOMODITI / IMPORT BY HS COMMODITY
 *** DESEMBER / DECEMBER 2010 ***

HS	Uraian Komoditi Commodity Description	Berat Bersih / Net Weight (Kg)		Nilai / Value C.I.F (US\$)	
		Bulan ini Current Month	Kumulatif Cum.Jan. to date	Bulan ini Current Month	Kumulatif Cum.Jan. to date
3206201000	Chrome yellow,chrome green,molybdatorange/red base on chromium comp	57,018	951,071	178,006	3,652,306
3206209000	Oth pigments & prep based onchromium compounds	10,901	441,200	116,810	2,617,861
3206411000	Preparations of inorganic pigmentsultramine pre based thereon	0	60,141	0	313,591
3206419000	Oth ultramarine & preparationsbased thereon	91,694	1,485,028	121,818	2,065,927
3206421000	Prep of inorganic pigments- lithophonebased on sulphide	0	51,317	0	106,919
3206429000	Oth lithophone & oth pigments & prepbased on sulphide	22,011	1,042,037	7,759	808,187
3206491000	Prep of inorganic pigment based on othhexacyanoferrat (ferro&ferricyanides)	84,975	1,320,623	329,301	4,748,210
3206499000	Oth pigment & prep based on hexacyanoferrates(ferrocyanides & ferricyanides)	376,493	3,068,004	2,001,667	17,951,737
3206501000	Prep of inorganic pigment of akind used luminophores	23,448	390,630	219,089	2,768,542
3206509000	Oth inorganic prods of a kindused as luminophores	321,368	2,494,630	653,531	6,151,708
3207100000	Prepared pigments, prep opacificersprep colors & similar prep	748,979	8,061,407	2,561,064	28,894,608
3207201000	Enamel frits	606,287	6,088,690	558,095	6,156,837
3207209000	Oth vitrifiable enamels & glazes,engobe (slips) similar prep	1,322,264	9,518,515	1,332,814	9,085,027
3207300000	Liquid lustres & similar preparations	31,322	338,146	179,318	2,581,154
3207400000	Glass frit & oth glass, in the formof powder granules or flakes	6,163,196	79,467,037	3,146,191	41,821,289
3208101100	Varnishes>100-c hr,based on polyesterfor dental use, dispersed in a non aqueo	1,134	12,937	2,165	46,677
3208101900	Oth varnishes based on polyesters<100-c hr,disper in a nonaqueous	16,787	815,298	144,316	4,017,489
3208109000	Other paints & varnishe (incl enamels & lacquers polyester dispers, non aqueous	377,794	4,008,870	2,625,666	18,959,850
3208204000	Anti-fouling/anti-corrosive paints forships hull base on acrylic/vinyl polymer	148,213	2,309,575	414,878	7,303,564
3208207000	Varnishes (Including lacquers), of akind used in dentistry	172	191,670	247	554,330
3208209000	Other paints & varnishes (incl enamels&lacquers) based on acrylic/vinyl polymer	776,826	6,181,047	4,543,197	30,305,978
3208901100	Varnishes (incl.lacquers),exceed >=100Cheat-resistant used in dentistry	1,540	166,546	28,357	917,032
3208901900	Varnishes (incl.lacquers),exceed >=100Cheat-resistant used in oth than dentist	289,348	3,326,551	1,496,958	17,899,815
3208902100	Varnishes (incl.lacquers),exceed <100Cheat-resistant used in dentistry	0	353	0	1,502
3208902900	Varnishes (incl.lacquers),exceed <100Cheat-resistant used in oth than dentist	145,257	2,464,552	797,800	13,848,093
3208909000	Oth paints & varnishesdispers in a nonaqueous	485,751	5,468,302	2,525,926	30,497,500
3209101000	Varnishes(inc lacquer)>100C hr-acrylicvinyl polymer, dispers in a aqueous	159,358	1,969,794	385,132	4,695,601
3209104000	Leather paints-based on acrylic orvinyl polymers dispers in a aqueous	11,405	84,580	29,198	225,824
3209105000	Anti-fouling/corrosive paints for shipshulls-acrylic/vynil polymers	9,473	162,916	24,606	334,031
3209109000	Oth paints & varnishes dispersa aqueous medium	238,096	3,212,213	704,949	7,845,845
3209900000	Oth paints based on others varnishesdispers in a aqueous medium	643,714	7,256,799	1,807,264	20,635,298
3210001100	Varnishes (incl lacquers) > =100C hrof a kind used for finishing leather	0	15,841	0	62,056
3210001900	Varnishes (incl lacquers) < 100C hrof a kind used for finishing leather	74,086	330,865	113,863	1,647,577
3210003000	Prepared water pigments of a kindused for finishing leather	24,370	385,626	64,753	1,099,051
3210005000	Polyurethane tar coatingof a kind used for finishing leather	25,758	244,749	207,103	1,741,019
3210009000	Other paints & varnishesof a kind used for finishing leather	197,164	2,173,560	625,273	9,556,882
3211000000	Prepared driers	187,214	882,176	587,799	3,080,936
3212100000	Stamping foils	57,707	734,223	327,429	4,310,442
3212901100	Aluminium paste	146,607	1,978,828	1,001,318	12,681,961
3212901200	Oth pigments (incl metallic powder & flakes),for leather-dispers,non aqueous	44,515	304,427	109,770	729,264
3212901900	Oth pigments (incl metallic powder & flakes), dispers in non-aqueous media	105,307	695,227	660,053	3,787,156
3212902100	Dyes or oth coloring matter in formsfor ret sale-suitable for food or drink	176	1,369	621	33,493
3212902900	Oth dyes or oth coloring matter informs or pack for retail sale	59,006	458,278	372,272	5,017,945
3213100000	Colors in set, in tablet, tubes, jars,bottles, pans or in similar forms/pack	69,795	614,840	301,329	2,671,057
3213900000	Oth artist, students or signboard, intablet,tubes,jars,bottles, pans or other	52,625	327,905	128,227	1,503,279
3214100000	Glaziers putty, grafting putty, cementscaulking compound	314,464	4,093,220	1,896,783	16,374,347
3214900000	Oth painters fillings; non-refractorysurfing preparat for facades	853,387	9,131,893	1,299,432	13,138,248
3215111000	Printing uv curable inks-black	11,013	138,606	89,354	1,528,037
3215119000	Printing other than uv curable inks-black	94,607	1,440,037	655,520	8,505,476
3215190000	Printing inks, other than black	465,953	6,280,402	3,665,056	55,519,493
3215901000	Carbon mass for one time carbon paper	28,709	193,545	54,455	406,933
3215906000	Drawing ink and writing ink	15,930	286,130	118,580	2,506,798
3215909000	Oth printing ink, writing/drawing inkwith or not concentrated or solid	126,641	1,206,717	736,519	8,596,891
3301120000	Pharmaceutical grade - of orange andoth essential oils of orange	6,247	533,847	68,882	2,382,780
3301130000	Pharmaceutical grade - of lemone andoth essential oils of lemone	27,019	119,807	1,197,152	3,914,943
3301190000	Other essential oils of citrus fruit	158,877	2,512,932	322,463	4,784,764
3301240000	Essential oils - of peppermint(mentha piperita)	4,739	164,549	130,232	2,460,536
3301250000	Pharmaceutical grade - of oth mintsoth essential oils of oth mints	20,756	348,949	36,107	1,459,566
3301291100	Pharmaceutical grade of lemon grass ofcitronela, cinnamon, ginger, cardamon	1	36,503	12	337,712
3301291200	Pharmaceutical grade of sandalwood	0	2,167	0	6,399
3301291900	Oth pharmaceutical grade-essential oilsoth than those of citronella	97,654	1,747,682	872,887	11,645,987
3301299100	Oth pharmaceutical grade of lemongrass of citronella, cinnamon, ginger	18	60,108	631	768,052
3301299200	Essential oils of sandalwood, oth thanpharmaceutical grade	0	25	0	44,500
3301299900	Oth essential oils-oth thanpharmaceutical grade	57,632	1,071,673	860,176	10,274,191
3301300000	Resinoids	15,435	168,223	124,728	1,292,334
3301901000	Aqueous distillates & solutions ofessential oils suitable for medic use	134	41,663	27,221	98,360
3301909000	Oth essential oils (terpeneless or not),incl concretes& absolutes; resinoids	18,750	704,688	368,907	7,709,407
3302101000	Odoriferous alcoholic prep for thealcohol beverages, liquid form	0	800	0	10,057
3302109000	Oth mixed of odoriferous of a kind usedin the food or drink industries	124,434	1,775,410	1,357,850	19,788,435
3302900000	Oth prep based on odoriferous substancesfor the manufacture of beverages	1,305,132	21,538,573	18,483,611	285,618,528
3303000000	Perfumes & toilet waters	95,760	1,145,339	6,321,604	38,886,138
3304100000	Lip make-up preparations	14,901	240,995	463,382	5,261,609
3304200000	Eye make-up preparations	12,134	269,703	304,507	6,629,806
3304300000	Manicure or pedicure preparation	1,946	52,937	35,551	577,936
3304910000	Powders, whether or not compressed	57,224	524,190	933,123	7,489,700
3304991000	Face & skin creams & lotions	509,946	5,372,561	4,292,125	46,638,157
3304992000	Anti-acne creams	34	1,333	346	72,155
3304999000	Oth beauty/make-up prep & prep for thecare of the skin (oth than medicamts)	124,097	1,451,365	2,027,213	20,201,345
3305100000	Anti-mycosis shampoos & othershampoos	2,177,969	24,443,878	9,745,218	101,509,851
3305200000	Preparat for permanent waving orstraigtening	56,492	379,651	153,155	1,245,327
3305300000	Hair lacquers	10,705	142,977	132,283	1,506,508
3305900000	Others preparations for use on the hair	465,324	4,093,639	2,250,845	20,413,863
3306101000	Prophylactic pastes & powders	264,789	1,331,028	1,563,975	7,378,479

I.3. IMPOR MENURUT KOMODITI / IMPORT BY HS COMMODITY
 *** DESEMBER / DECEMBER 2010 ***

HS	Uraian Komoditi Commodity Description	Berat Bersih / Net Weight (Kg)		Nilai / Value C.I.F (US\$)	
		Bulan ini Current Month	Kumulatif Cum.Jan. to date	Bulan ini Current Month	Kumulatif Cum.Jan. to date
3306109000	Others dentifrices	39,096	120,314	177,180	456,653
3306200000	Yarn used to clean between the teeth(dental-floss)	1,077	5,025	12,470	94,431
3306900000	Oth prep for oral/dental hygiene, incl.denture fix-active pastes & powder,retail	18,140	1,104,193	59,207	2,089,480
3307100000	Pre-shave, shaving or after-shavepreparations	18,256	129,465	1,686,600	6,540,292
3307200000	Personal deodorants & antiperspirants	52,168	939,739	501,231	7,333,063
3307300000	Perfumed bath salts & oth bathpreparations	67,328	639,343	138,753	1,357,761
3307410000	Oth agarbatti & oth odoriferous prep.which operate by burning	643,110	4,476,368	503,282	3,466,487
3307491000	Room perfuming preparations	59,933	374,276	456,834	2,696,308
3307499000	Oth prep for perfuming or deodor rooms,incl odoriferous preparat use religious	43,970	970,930	375,707	3,338,792
3307901000	Animal toilet preparations	10,997	51,823	17,054	117,722
3307902000	Contact lens solution	91,483	670,562	333,672	2,591,268
3307903000	Papers & tissues, impregnated or coatedwith perfume or cosmetics	3,684	36,697	23,217	164,335
3307904000	Other perfumery or cosmeticsincluding depilatories	11,173	18,862	117,425	130,953
3307909000	Oth pre-shave, cosmetic or toilet prep,prep rooms deodorisers, w/ or perfuming	8,552	93,647	57,393	1,160,413
3401111000	Soap, organic surface-active-for toiletuse-medicated prods	1,265	684,469	14,977	2,053,695
3401112000	Bath soap	547,992	2,286,120	834,743	4,838,296
3401113000	Oth toilet use,of felt or nonwovens, impregnated,coat with soap or detergent	0	5,201	0	18,242
3401119000	Oth soap & organic surface fortilet use	3,383	125,603	23,800	1,018,754
3401191000	Oth than for toilet use-felt/nonwovensimpregnated,coat with soap or detergent	2	2	20	20
3401199000	Oth soap & organic surface other thanfor toilet use	208	73,899	2,622	110,805
3401201000	Soap in oth form for flotation deinkingor recycled paper	0	229	0	2,732
3401209000	Soap in oth forms, other than chips	228,872	2,680,641	357,785	5,237,599
3401300000	Organic surface-active prods & prep forwashing in the liquid, put for ret sale	34,654	319,217	261,311	3,098,380
3402111000	Organic surface-active agents, with/notfor retail sale; sulphated fatty alcohol	47,828	610,960	141,852	1,485,142
3402112000	Wetting agents used in the manufactureof herbicide	19,582	312,353	50,769	783,998
3402119000	Oth anionic-organic surface-active agentwith or not put up for retail sale	289,115	5,787,412	897,844	13,218,505
3402121000	Oth anionic-organic surface-active agentwith or not put up for retail sale	64,900	366,943	98,696	752,455
3402129000	Oth cationic-organic surface-activeagent with/not put up for retail sale	770,925	7,943,050	1,920,104	19,286,819
3402131000	Organic surface-active agents,with ornot for retail sale; non-ionic	1,869,521	22,727,321	4,834,446	53,682,490
3402190000	Oth organic surface-active agents,withor not up for retail sale	1,005,842	11,065,629	2,503,196	26,222,754
3402201100	Anionic surface active prep. in liquidform-put up for retail sale	74,681	429,519	214,433	1,389,893
3402201200	Anionic washing prep & cleaning prep,incl bleach cleans,liquid form, retail	28,152	323,968	198,362	2,293,200
3402201300	Oth surface active preparations- inliquid form, for retail sale	97,681	687,373	105,284	843,634
3402201900	Oth wash prep & clean prep,incl bleachcleans & degreas prep,liquid, retail	145,966	1,734,283	583,456	5,778,575
3402209100	Anionic surface active prep. oth thanin liquid form-for retail sale	21,626	194,124	20,522	179,711
3402209200	Anionic washing prep & clean prep, inclbleach,cleans-oth than liquid,retail	175	23,875	1,188	117,014
3402209300	Oth surface active preparation-oth thanin liquid-for retail sale	1,387	13,463	9,467	104,631
3402209900	Oth wash prep & clean prep,incl bleachcleans, oth than liquid, retail sale	154,290	1,166,629	417,768	3,257,734
3402901100	Anionic surface active preparat-liquidnot put up for retail sale	263,144	3,266,618	716,243	8,137,917
3402901200	Oth anionic wash prep & clean prep,incl bleach,liquid,not for retail sale	200,589	1,666,699	412,292	4,354,968
3402901300	Anionic washing prep.or cleaningincl.bleaching, cleansing or degreasing	399,254	5,826,686	608,116	9,330,339
3402901400	Oth organic surface active in liquidform, wetting agents	14,152	147,675	28,117	316,141
3402901500	Oth organic surface active in liquidform, not wetting agents	149,364	1,609,766	479,646	6,494,522
3402901900	Oth wash prep & clean prep,incl bleachcleans, in liquid-not for retail sale	194,714	3,029,075	616,935	9,038,701
3402909100	Anionic surface active preparations,oththan liquid- not for retail sale	6,282	181,091	16,617	527,831
3402909200	Anionic wash prep & clean prep,inclbleach,cleans-not liquid-not retail	25,323	2,685,287	121,755	2,194,656
3402909300	Anionic surface-active prep, not liquidform not for retail sale	260,739	3,044,345	226,932	2,768,483
3402909400	Anionic surface-active prep, not liquidform, wetting agents not for retail sale	7,974	1,016,673	51,581	1,611,570
3402909500	Anionic surface-active prep, not liquidform,not wet agents not for retail sale	463,078	9,642,462	772,044	13,595,615
3402909900	Oth wash/lean prep,incl bleach cleansoth than liquid-not for retail sale	347,247	4,268,914	907,594	13,055,866
3403111100	Liquid lubricating oil prep, for treatmf of textile,or oth materials, cont petrol	151,369	849,376	359,574	2,474,182
3403111900	Oth liquid prep for the treatmenttextile or oth materials, cont petroleum	63,199	278,231	154,978	711,551
3403119000	Oth prepar for the treatment of textilematerials,oth than liquid,cont petroleum	115,066	1,266,065	308,506	3,953,266
3403191100	Liquid oil for aircraft engine cont.petroils/oils obtain. bituminous mineral	0	91,666	0	412,335
3403191200	Other liquid prep content silicone oil,cont petrole oils,or bituminous mineral	39,740	50,501	180,367	252,003
3403191900	Other liquid for other purposes contpetrol oil or bituminous mineral oils	4,496,484	35,258,138	9,090,422	73,684,960
3403199000	Oth lubricating prep cont petroleum oil	121,363	9,357,692	559,779	26,319,352
3403911100	Liquid prep cont silicone oil-for treatof textile,or oth matt,not cont petrol	72,864	769,811	300,881	3,310,498
3403911900	Liquid prep for treatment of textilemater,not cont petroleum oil & silicone	149,747	2,817,025	394,691	7,629,119
3403919000	Liquid preparat for treatment of textilor the materials, not cont petroleum oil	843,379	9,658,273	2,243,234	21,595,611
3403991100	Liquid oil for aircraft engine not contpetroleum oils or oils obtain bitumin	115	18,595	14,547	131,771
3403991200	Other liquid prep content silicone oilcont petrol oil,or bituminous mineral	4,123	4,240	1,813	2,922
3403991900	Other liquid for other purpose not contpetroleum oil or bituminous mineral oils	55,904	564,473	118,929	2,549,451
3403999000	Preparat for treat of textile,leatheroth mater,not cont petrol oil,not liquid	338,574	3,604,754	1,773,974	18,268,157
3404200000	Artificial waxes & prepared waxes,ofpoly(oxyethylene) (polyethylene glycol)	315,547	3,620,405	765,565	8,123,076
3404900000	Oth artificial waxes & prepared waxes.	855,450	12,289,681	1,850,187	28,053,068
3405100000	Polishes, creams & similar preparat forwear or leather	33,394	229,161	124,239	1,374,892
3405200000	Polishes,creams & similar prep for themaintenance of wooden furniture	4,975	29,740	11,982	122,783
3405300000	Polishes & similar prep for coachwork,other than metal polishes	18,459	245,773	73,792	642,380
3405401000	Abrasive lapping & honing,in the formof flour,scouring pastes & powder	669	28,984	8,376	125,101
3405409000	Oth scouring pastes & powders & otherscouring preparations	72,657	576,538	259,340	9,975,172
3405901000	Metal polishers	49,722	511,145	107,440	2,960,432
3405909000	Oth polishes & cream, for footwear,furniture, floors	64,773	886,436	197,845	2,280,029
3406000000	Candles, tapers & the like.	108,248	922,003	198,364	1,746,155
3407001000	Modelling pastes, incl those put up forchildrens amusement	7,004	108,145	19,805	404,052
3407002000	Prep known as "dental wax", in sets, inpackings,retail sale or in plates	426	1,630	8,386	52,779
3407003000	Other preparations for use in dentistry,with a basis of plaster (of calcined	77	33,831	6,373	297,923
3501100000	Casein	285,004	3,477,428	2,240,777	27,020,594
3501901000	Caseinates & other casein derivatives	20,940	1,064,853	200,480	9,352,196
3501902000	Casein glues	5	5,339	177	23,395
3502110000	Egg albumin - dried	10,000	34,075	95,000	224,696
3502190000	Egg albumin - oth than dried	0	7,439	0	61,263
3502200000	Milk albumin,incl concentrates of >= 2whey proteins	10,888	1,188,016	25,495	5,565,951

I.3. IMPOR MENURUT KOMODITI / IMPORT BY HS COMMODITY
 *** DESEMBER / DECEMBER 2010 ***

HS	Uraian Komoditi Commodity Description	Berat Bersih / Net Weight (Kg)		Nilai / Value C.I.F (US\$)	
		Bulan ini Current Month	Kumulatif Cum.Jan. to date	Bulan ini Current Month	Kumulatif Cum.Jan. to date
3502900000	Oth egg albumin	6	156	518	3,514
3503001000	Glues of animal origin	8,726	318,771	367,964	1,611,121
3503002000	Gelatin in powder form with bloatinglevel a-250 or b-230 or more	25,460	637,496	152,855	1,892,472
3503003000	Isinglass	0	21	0	26
3503009000	Oth gelatin derivatives,isinglass,otherglue of animal origin,excl casein glues	205,686	2,512,259	1,181,346	13,908,479
3504000000	Peptones and their derivatives, otherprotein substances and their	573,561	5,352,586	1,703,829	17,708,625
3505101000	Dextrins, soluble or roasted starches	3,532,387	63,394,560	2,690,944	40,894,851
3505109000	Oth dextrins & oth modified starches	4,647,998	85,720,548	4,993,224	66,524,349
3505200000	Glues based on starches/dextrins	492,722	4,274,097	1,236,788	10,044,887
3506100000	Prods suitable for use as glues/adhesivefor ret sale as glues/adhesives < 1 kg	337,751	3,555,050	1,483,227	15,880,027
3506910000	Adhesives based on polymers of heading39.01 to 39.13 or on rubber	1,561,335	20,106,060	5,152,191	54,785,962
3506990000	Oth prepared glues & oth preparedadhesives, nes	919,902	12,201,205	3,979,074	47,761,105
3507100000	Rennet & concentrates thereof	702	20,654	37,007	301,703
3507900000	Oth enzymes; prepared enzymes nes orinclud	245,024	4,041,376	1,586,236	22,081,547
3601000000	Propellent powders	7	168,305	73	3,006,103
3602000000	Prepared explosive, oth than propellentpowders	271,094	2,030,925	2,285,590	11,908,244
3603001000	Semi-fuses, elemented caps, signal tubes	28,788	1,126,089	499,616	24,505,755
3603002000	Safety fuses or detonating fuses	170,723	569,343	1,417,687	6,215,149
3603009000	Oth safety fuses, detonat fuses, percussion detonat caps,igniters,electric dtnt	278,156	1,583,104	4,627,425	29,878,149
3604100000	Firecrackers and other fireworks	1,062,574	11,470,219	1,260,054	13,653,944
3604901000	Distress signal equipment	0	440	0	1,143
3604902000	Miniature pyrotechnic munitions &percussions caps for toys	0	5	0	222
3604909000	Oth signalling flares, rain rocket, forsignal & oth pyrotechnic articles	19,592	164,221	109,931	752,817
3605000000	Matches,oth than pyrotechnic article of36.04, in pack of >= 100 matches	0	45,536	0	88,006
3606100000	Liquid/liquified-gas fuel in containersused for filling or refilling <= 300 cm	13,603	118,541	14,152	107,839
3606901000	Solid or semi-solid fuels, solidifiedalcohol & oth similar prepared fuels	0	8,441	0	254,526
3606902000	Lighter flints	3,033	57,374	31,746	471,788
3606903000	Oth ferro-cerium & oth pyrophoric alloyin all forms	0	316	0	2,501
3606904000	Resin torches, firefighters & the like	382	2,986	1,905	6,141
3606909000	Oth articles of combustible material asspecified note 2 to this chapter.	378	38,218	19,615	87,867
3701100000	Photographic plates & film in the flatfor x-ray	83,820	684,444	1,354,278	11,156,639
3701200000	Instant print film	996	5,372	895	61,845
3701300000	Oth plates & film, with any side>255 mmspecially for printing industri	328,477	3,199,621	2,019,690	20,468,019
3701910000	Oth plates &film for color photoghrapy(polychrome)	0	150	0	1,774
3701990000	Oth plats &film photoghrap(polychrome)specially manuf for printing indust	100,421	1,372,998	96,417	1,623,456
3702100000	Film for x-ray	2,616	16,576	146,530	620,926
3702310000	Oth film,without perforat,of width notexceed 105 mm for photograp(polychrom)	51	3,660	153	33,455
3702324000	Instant print film in bands of width >=16 mm & length >=120m	0	2,126	0	13,980
3702329000	Oth film with silver halide emulsi,of a width < 105 mm	134	3,541	1,876	24,441
3702393000	Oth infra red transparent film,of a width < 105 mm	0	312	0	3,126
3702395000	Oth film, without perforat, of a width <105 mm special prep for medical serv	0	220	0	8,181
3702399000	Oth film without perforations of awidth < 105 mm	0	19,426	0	14,962
3702413000	Film for color photography,width>610mmlength >200m, prepar for medic	7,003	7,003	13,145	13,145
3702419000	Film for use oth than in medical,surgical,dental or veterinary sciences	0	1,184	0	8,089
3702429000	Film oth than for color photogr',width> 610mm, length >200m	0	37	0	142
3702433000	Infra red transparent film, width >610 mm, length < 200 m	3,306	47,003	53,312	723,840
3702435000	Film, width > 610mm, length < 200mspecially prepared for medical service	6,468	51,838	107,693	566,314
3702439000	Oth film of width > 610 mm & length <120 m	9,663	71,954	80,385	462,029
3702443000	Infra red transparent film, 105mm< width < 610mm	2,461	20,830	39,700	355,492
3702445000	Film, 105mm< width<610mm,specially prepared for medical service	9,342	57,231	150,435	701,570
3702449000	Oth film, 105mm< width < 610 mm &length < 120m	2,482	88,938	6,963	494,531
3702519000	Oth film for color photo width < 6mm,length < 14 m	0	1,155	0	3,902
3702522000	Film for color photo width<6mm, length>14 m, for cinematography	27	280	2,840	24,701
3702529000	Film for color photo width<16mm,length > 14 m	0	1,970	0	59,924
3702549000	Oth film for color photo16mm<width<35mm,length<30m, oth than for slides	5,208	37,412	75,407	245,531
3702552000	Film for color photo 16mm< width<35mm,length<30m, for cinematography	281	3,430	23,055	281,795
3702559000	Oth film 16mm< width<35mm, length> 30mfor color photography	17,665	82,329	408,089	2,736,687
3702569000	Oth film width> 35mm, for colorphotography	0	3,380	0	11,349
3702914000	Infra red transparent film oth thancolor photog width < 16mm	12	15	3,188	3,381
3702939000	Oth film oth than for color photo 16mm<width<35mm, length<30m	0	6,721	0	10,100
3702949000	Oth film 16mm< width<35mm, length<30m,oth than for color photography	0	12,884	0	201,211
3702954000	Infra red transparent film oth than forcolor photo width > 35mm	0	1,831	0	4,452
3702955000	Film oth than for color photo width>35 mm length > 120m	0	1,233	0	3,922
3702956000	Film oth than for color photo width >35 mm prepared for medical service	0	17,674	0	254,333
3702959000	Oth film oth than for color photography	11,912	34,192	27,024	91,850
3703100000	Photographic paper, paperboard&textil,unexposed, rolls,width of 610-1000mm	71,144	547,302	410,023	3,089,914
3703200000	Oth photograph paper, sensitiv, unex-posed for color photography	167,270	1,264,567	336,443	3,653,371
3703900000	Oth photograph paper, paperboard & textsensitised, unexposed.	34,965	648,009	106,511	1,139,743
3704001000	Plate & film for x-ray,unexposed but notdeveloped	6	1,903	194	169,979
3704009000	Oth photograph plates,film,paper,paper-board & textiles,expos but not develop	9,654	66,723	31,364	179,996
3705100000	Photograph plates & film, exposed &developed,for offset reproduc	23,466	447,786	20,148	369,681
3705901000	Photograph plates & film, exposed &developed,for x-ray	675	10,094	10,546	162,236
3705909000	Oth photograph plates & film,expos &developed,oth than cinematographic film	10,537	154,967	141,680	814,619
3706101000	Newsreels,travelogues,technical & scien-tic film exposed&developed,width>=35	6,045	71,731	444,900	5,152,317
3706103000	Cinematograph film,expos &develop,ofwidth>= 35 mm,with pictured taken abro:	0	2	0	33
3706104000	Cinematograph film,expos &develop,ofwidth >= 35 mm, only of sound track	0	26	0	668
3706109000	Oth cinematograph film, expos & deve-lopod of a width >= 35 mm	311	3,692	20,033	191,843
3706909000	Oth cinematgrphic film,expos & developwith or not incorporating soundtrack	6	455	309	38,304
3707100000	Sensitising emulsion,for photo use (oththan varnishes, glues, adhesives),retail	2,265	126,533	14,333	418,984
3707901000	Flashlight materials, unmixed prods forphotog uses,put up in measur portions	8	406	2,722	39,899
3707909000	Oth chemical prep for photographic uses,put in measur portions, ready for use	317,968	4,178,451	1,372,884	17,796,848
3801100000	Artificial graphit,in the form of pasteblocks,plates or oth semimanufacts	66,076	1,965,758	405,046	5,631,991
3801200000	Colloidal/semi-colloidal graphite, inpastes,blocks,plates or oth semimanufac	1,609	148,480	11,580	317,491

I.3. IMPOR MENURUT KOMODITI / IMPORT BY HS COMMODITY
 *** DESEMBER / DECEMBER 2010 ***

H S	Uraian Komoditi Commodity Description	Berat Bersih / Net Weight (Kg)		Nilai / Value C.I.F (US\$)	
		Bulan ini Current Month	Kumulatif Cum.Jan. to date	Bulan ini Current Month	Kumulatif Cum.Jan. to date
3801300000	Carbonaceous pastes for electrodes & similar paste & for furnace linings	1,235,977	12,082,988	1,190,530	10,946,419
3801900000	Oth artificial graphite; colloidal or semigraphite, pastes, blocks or plates	67,765	1,030,657	550,469	4,127,262
3802100000	Activated carbon, including spent animal black	552,621	5,777,557	831,607	9,289,954
3802901000	Activated bauxite, including spent animal black	0	55,852	0	40,042
3802902000	Activated clays & activated earth, incl spent animal black	389,374	1,289,746	196,277	816,635
3802909000	Oth activated natural mineral prod, animal black include spent animal black	494,490	9,624,062	549,828	7,539,212
3803000000	Tall oil, whether or not refined.	31,725	512,115	135,372	1,278,974
3804001000	Concentrated sulphite lye	40,618	468,518	68,401	578,126
3804009000	Oth residual lyes from woodpulp with or not concentrated, desugar or chemical trea	778,850	6,032,634	1,546,431	12,256,004
3805100000	Gum, wood or sulphate turpentine oils	21,392	131,137	38,567	513,902
3805900000	Oth terpenic oil product by the distillate of coniferous wood & oth crude paracy	121,272	1,914,984	392,630	5,334,049
3806100000	Rosin & resin acids	122,646	3,577,589	509,264	8,440,325
3806200000	Salt of rosin, of resin acid, of drv or resin acid, oth than salt of rosin addit	0	74,944	0	232,502
3806301000	Ester gums - in blocks	0	588	0	22,344
3806309000	Ester gums - in oth forms	97,629	1,721,774	346,837	5,444,929
3806901000	Run gums in blocks	0	203	0	978
3806909000	Oth derivatives rosin & resin acid thereof	759,763	5,473,958	1,848,745	12,017,550
3807000000	Wood creosote	16,240	267,311	35,248	400,363
3808501100	Intermediate preparations for the manufacture of insecticides, subhd note 1	12,167	558,890	225,839	3,715,983
3808501200	Insecticides in the form of mosquito coils/mosquito coil powder, subhd note 1	3,478	21,334	33,961	214,625
3808501300	Insecticides in aerosol containers subhd note 1	0	5,632	0	95,788
3808501900	Insecticides, in oth form, subhd note 1	352,523	3,132,100	1,190,159	11,267,260
3808502000	Fungicides, subhd note 1	213,401	2,583,579	585,158	9,500,972
3808503000	Herbicides, anti-sprouting products and plant-growth regulators, subhd note 1	1,332,820	8,637,514	2,919,521	19,183,406
3808504000	Disinfectants, subhd note 1	36,555	272,094	266,563	1,639,818
3808509100	Wood preserv, being prep oth than surface coat, cont insect/fungi subhd note 1	8,308	43,500	29,304	221,260
3808509900	Oth disinfect, smlar product, put up inform/pack for retl sale, subhd 1	2,002	45,218	15,419	508,315
3808911000	Intermediate preparation for the mfact of insecticides, not subhd note 1	110,725	1,048,007	713,241	24,958,857
3808919000	Insecticides, in oth form, not subhd note 1	520,857	4,682,285	1,918,378	36,278,685
3808920000	Fungicides, not subhd note 1	665,949	8,455,993	3,533,646	50,273,323
3808930000	Herbicides, anti-sprouting products and plant-growth regulator, not subhd note 1	2,821,552	20,331,262	7,276,668	57,368,617
3808940000	Disinfectants, not subhd note 1	32,223	373,554	170,865	1,613,265
3808991000	Wood preserv, being prep oth than surface coat, cont insect/fungi not subhd note	0	50,253	0	109,539
3808999000	Oth disinfect, smlar product, put up inform/pack for retl sale, not subhd note 1	184,767	1,697,386	477,370	4,607,841
3809100000	Oth finish agent, dye carriers to accele with a basis of amylaceous substances	263,955	2,585,054	216,861	3,163,295
3809910000	Oth finish agent, dye carriers to accele kind used in the textile or like indust	1,410,007	13,765,005	3,041,375	32,716,640
3809920000	Oth finish agent, dye carriers to accele kind used in the paper or like indust	1,948,608	22,656,532	4,929,942	53,404,030
3809930000	Oth finish agent, dye carriers to accele kind used in the leather or like indust	354,656	4,199,255	961,664	10,484,297
3810100000	Pickling prep for metal surfac, soldering, brazing, welding powders	605,167	9,891,125	2,472,748	33,139,202
3810900000	Other prep of a kind used as cores or coating for weld electrodes or rods	315,622	4,854,864	1,056,160	21,174,643
3811110000	Anti-knock preparation, based on lead based on lead compound	9,279	24,880	79,863	211,142
3811190000	Oth anti-knock preparations	65,728	1,253,286	448,517	4,689,599
3811211000	Additive for lubricat oils, cont petroli oil & oil obtain from bitumin, retail	21,451	369,289	42,206	1,403,149
3811219000	Additive for lubricat oils, cont petroli oil & oil obtain from bitumin, not retail	3,096,184	103,912,687	11,499,331	209,994,608
3811290000	Oth additive for lubricat oils, cont petrol oil & oil obtain from otmn minera	867,252	3,812,534	1,651,185	10,945,558
3811901000	Anti knock prep., rust preventativ & corrosion inhibitors	362,706	4,177,484	1,481,628	18,961,809
3811909000	Oth anti-knock prep., for mineral oil liquid used as mineral oils	830,311	13,045,502	2,267,533	27,683,279
3812100000	Prepared rubber accelerators	1,421,746	17,857,113	3,374,790	41,466,656
3812200000	Compound plasticisers for rubber or plastics	1,429,702	8,969,150	2,748,572	19,277,713
3812301000	White carbon	223,169	1,813,423	444,928	3,321,073
3812309000	Oth anti oxidising prep & oth compound stabilisers for rubber or plastics	2,203,700	22,661,063	6,188,548	65,084,037
3813000000	Prep. & charge for fire-extinguisher charged fire-extinguishing grenades	129,308	2,489,802	389,280	6,376,143
3814000000	Organic composite solvents & thinners, prepared paint or varnish removers	464,138	6,040,848	1,666,981	18,841,294
3815110000	Supported catalyst, with nickel/nickel compounds as the active substance	45,571	973,158	691,676	10,340,130
3815120000	Supported catalyst, with precious metal compounds as the active substance	46,952	588,732	6,707,774	23,497,056
3815190000	Oth supported catalysts	520,069	6,111,353	2,478,722	34,547,915
3815900000	Oth reaction initiators, reaction accelerators catalytic prep, nes or incld	971,700	11,116,359	6,488,110	48,260,568
3816001000	Refractory cements, mortars, concretes	2,418,561	19,698,052	1,999,894	14,781,318
3816009000	Oth refractory cements, mortars, concret	1,386,481	15,202,996	1,203,761	11,559,923
3817000000	Mixed alkylbenzenes & mixed alkyl naphthalenes oth than head 2707 or 2902	3,822,014	70,693,865	6,184,855	108,901,332
3818000000	Wafers/discs with silicon content	48,912	157,512	2,795,140	15,021,095
3819000000	Hyd brake fluids & oth for hyd trnsmission whether or not cont <70% weight of petr	285,212	4,477,132	458,591	9,809,873
3820000000	Anti-freezing preparations & prepared and prepared de-icing fluids	146,127	1,351,811	258,410	2,947,430
3821001000	Prepared culture media for development	10,128	116,082	223,460	3,820,757
3821009000	Oth prepared culture media for development	620	41,624	17,203	934,924
3822001000	Plate, sheet, film, foil & strip of plastic impregtd/coated with diag. reagents	15,716	143,699	733,691	7,783,707
3822002000	Paperboard, cellulose wadding & web fibre impregtd/coated with diag. reagents	23,469	843,354	179,769	1,971,707
3822003000	Sterilisation indicator strips & tapes oth thn heading 3002 or 3006	3,993	13,462	119,153	336,534
3822009000	Oth diagnostic/lab reagents & prepared whether or not head 30.02 or 30.06	153,044	1,654,276	4,337,914	40,759,752
3823110000	Stearic acids	421,877	4,923,544	553,867	5,215,924
3823120000	Oleic acids	42,201	455,958	87,252	708,609
3823130000	Tall oils fatty acids	54,126	1,572,055	114,023	1,956,851
3823191000	Acids oil from refining	18	71,781	68	297,070
3823199000	Oth industrial monocarboxylic fatty acid	677,850	5,592,826	1,178,445	12,089,813
3823701000	Industry fatty alcohols in the form of wax	6,812	78,825	22,806	234,699
3823709000	Oth industry fatty alcohols in the form of wax	592,652	11,367,886	1,279,953	18,698,937
3824100000	Prepared binders for foundry moulds or core	430,027	5,778,988	549,177	8,396,587
3824300000	Non-agglomerated metal carbides mixed together with metallic binders	3	62,479	2,199	110,207
3824400000	Prepared additives for cements, mortars or concretes	1,924,919	23,031,906	5,093,575	55,470,817
3824500000	Non-refractory mortars & concretes	13,782	905,706	19,167	932,072
3824600000	Sorbitol oth than that of subheading 2905.44	34,514	1,260,608	86,367	1,063,798
3824720000	Mix cont halogenated, drv methane, ethane cont bromochlorodi(tri)fluoromethar	6,854	28,698	103,859	457,852
3824730000	Mix cont halogenated, drv methane, ethane containing HBF6	104,500	336,450	18,288	63,595

I.3. IMPOR MENURUT KOMODITI / IMPORT BY HS COMMODITY
 *** DESEMBER / DECEMBER 2010 ***

H S	Uraian Komoditi Commodity Description	Berat Bersih / Net Weight (Kg)		Nilai / Value C.I.F (US\$)	
		Bulan ini Current Month	Kumulatif Cum.Jan. to date	Bulan ini Current Month	Kumulatif Cum.Jan. to date
3824750000	Mix cont halogenated, drv methane,ethanecontaining carbon tetrachloride	0	15,712	0	60,714
3824760000	Mix cont halogenated, drv methane,ethanecont 1,1,1-3-chloroethan(methyl chlri	0	3,713	0	5,710
3824770000	Mix cont halogenated, drv methane,ethanecont bromomethane or bromochloro	0	12	0	2,850
3824780000	Mix cont halogenated, drv methane,ethanecont PFC or HCFC but not CFC or HCFC	9,319	77,742	28,485	350,355
3824790000	Other mix cont halogenated, drv methane,ethane	1,040,859	5,745,823	1,375,368	10,154,758
3824810000	Mix & preparation containing oxirane(ethylene oxide)	16,037	223,493	26,129	315,813
3824820000	Mix & preparation containing pbbs, PCBs, PCTs	0	207	0	46,118
3824830000	Mixtures & preparation containingtris(2,3-dibromopropyl) phosphat	215	953	1,800	7,416
3824901000	Ink removers,stencil correctors&oth,corrector fluids in package	107,874	1,474,428	466,260	2,804,238
3824902000	Mixtures of chemical, of a kind used inmanufactured of foodstuff	274,279	1,985,522	772,449	5,964,361
3824903000	Copying pastes with a basis of gelatinpresented in bulk/ready to use	8,557	77,182	55,509	190,502
3824904000	Composite inorganic solvents	509,371	2,158,410	1,294,238	6,229,627
3824905000	Acetone oil	4,707	76,901	37,681	457,660
3824906000	Preparations/mixtures cont monosodiumglutamate	8,901	355,249	20,081	2,468,629
3824909000	Oth prods & preparations cont cfc-11,12,115, and halon	3,007,110	38,655,889	10,955,145	112,737,491
3825100000	Municipal waste	0	19	0	1,206
3825900000	Oth residual prods of the chemical/allied industry	0	10,282	0	31,279
3901103000	Polyethylene < 0,94 in liquids orpastes	498,474	1,348,812	763,923	2,615,770
3901109010	Polymers of ethylene, in granule form	20,769,905	217,940,745	30,606,160	310,995,331
3901109090	Polymers of ethylene other form	2,639,196	35,704,249	4,141,875	52,077,826
3901200000	Polyethylene having a specific gravity0.94 or more	14,590,373	164,587,328	19,372,835	213,605,775
3901303000	Ethylene-vinyl acetate copolymersin liquid or pastes	1,092,933	13,604,492	1,077,657	13,882,833
3901309000	Ethylene-vinyl acetate copolymersin other form	2,611,641	23,556,063	6,104,105	47,866,458
3901903000	Oth polymers of ethylene in liquidor pastes	17,072	441,339	522,819	3,361,694
3901909000	Oth polymers of ethylene in other form	8,702,367	90,813,447	12,906,828	126,642,155
3902101000	Polypropylene in powder form	123,113	1,202,992	362,661	1,863,090
3902102000	Polypropylene in granule form	49,286,892	377,018,631	68,539,447	498,988,753
3902109000	Polypropylene in other form	3,118,993	26,035,884	4,924,404	41,127,636
3902203000	Polysobutylene liquids/pastes	45,337	459,112	115,536	1,882,729
3902209000	Polysobutylene in oth forms	109,108	2,005,563	294,923	3,931,039
3902303000	Propylene copolymers in liquidor pastes	64,397	414,158	222,481	1,049,419
3902309010	Propylene copolymers in granule form	14,252,364	172,364,555	22,498,222	251,010,974
3902309090	Propylene copolymers in other form	2,764,969	11,168,515	4,344,810	16,232,561
3902903000	Oth polymers of propylene in liquidor pastes	9,709	158,915	20,780	290,907
3902909000	Oth polymers of propylene in other form	647,275	9,948,040	1,921,725	31,035,058
3903110000	Expansible polymers of styrene	1,547,723	18,194,725	2,646,879	32,855,761
3903190000	Other polymers of styrene	3,269,411	45,309,995	5,470,019	74,753,048
3903203000	Styrene-acrylonitrile (SAN) copolymersin aquaeous dispersion	109,478	1,628,184	116,000	1,740,938
3903209000	Oth styrene-acrylonitrile (SAN)copolymers	516,948	7,162,187	1,232,853	15,434,133
3903303000	Acrylonitrile-butadiene-styrene (ABS)copolymers in aquaeons dispersion	16,886	1,964,095	55,385	4,516,631
3903309000	Acrylonitrile-butadiene-styrenecopolymers in other form	5,680,594	76,761,183	12,532,944	168,529,243
3903903000	Oth polymers of styrenein aquaeons dispersion	70,137	1,110,162	92,899	1,807,003
3903909000	Oth polymers of styrenein other form	624,568	3,874,951	1,522,265	9,883,282
3904101000	PVC homopolymers, suspension typenot mixed with oth substances	224,898	1,669,038	340,928	2,134,754
3904109000	PVC in other form	1,987,583	23,202,308	3,656,031	32,803,758
3904210000	Oth poly(vinyl chloride) non plasticised	226,750	1,324,350	474,563	2,508,222
3904220000	Oth poly(vinyl chloride) plasticised	608,132	5,921,853	856,008	9,649,504
3904300000	Vinyl chloride-vinyl acetate copolymers	163,056	2,438,698	329,723	6,203,010
3904400000	Other vinyl chloride copolymers	49,309	918,479	126,907	3,100,950
3904504000	Vinylidene chloride polymr in dispersion	146	23,029	467	28,667
3904509000	Vinylidene chloride polymersin other form	123,559	5,567,837	425,647	10,249,287
3904610000	Fluoro-polymerspolytetrafluoroethylene	1,994	168,683	46,483	1,007,810
3904693000	Fluoro-polymers polytetrafluoroethylenedispersions	0	14,684	0	96,388
3904699000	Oth fluoro-polymers in other form	16,542	288,747	153,580	2,319,300
3904903000	Oth fluoro-polymer polytetrafluoroethylidispersions	0	3,577	0	27,929
3904909000	Oth polymers vinyl chloride in oth forms	26,221	304,156	48,759	555,449
3905120000	Poly(vinyl acetate) in aqueousdispersions	88,942	527,760	102,913	887,313
3905190000	Other poly(vinyl acetate)	86,454	1,142,188	271,294	4,710,691
3905210000	Vinyl acetate copolymers in aqueousdispersions	489,540	5,757,922	523,378	5,574,226
3905290000	Other vinyl acetate copolymers	57,368	900,649	125,663	2,111,923
3905301000	Poly (vinyl alcohol) in aqueousdispersions	50,873	727,351	131,738	1,426,039
3905309000	Poly (vinyl alcohol)in other form	1,714,816	19,143,366	3,853,165	41,606,056
3905910000	Copolymers of vinyl acetate or of othervinylester	36,442	374,131	149,677	2,788,808
3905990000	Oth polymer of vinyl acetate/oth vinylesters;oth vinyl polymers; primary form	63,548	754,318	599,712	6,842,056
3906101000	Poly(methyl methacrylate) in aqueousdispersions	49,200	512,172	145,621	1,509,384
3906109000	Oth poly(methyl methacrylate)in other form	718,919	8,196,340	2,270,695	22,170,478
3906901100	Oth acrylic copolymers in aqueousdispersions	366,397	3,142,529	692,230	6,826,894
3906901900	Oth acrylic copolymers in other forms	591,175	11,201,532	1,649,167	26,764,245
3906909100	Oth acrylic polymers in aquaeousdispersions	557,163	6,544,362	668,943	10,324,479
3906909900	Oth acrylic polymers in other forms	3,713,151	40,598,044	9,826,597	108,920,566
3907100000	Polyacetals	594,625	6,166,603	1,626,598	15,871,546
3907200000	Other polyethers	6,325,743	50,907,165	13,352,446	112,090,995
3907302000	Epoxide resins based powder coating	98,594	1,103,733	664,202	4,847,433
3907303000	Epoxide resins in liquids/pastes	988,028	11,309,856	3,965,309	44,597,933
3907309000	Epoxide resins in oth form	848,955	10,565,532	3,871,752	42,164,231
3907400000	Polycarbonates	3,193,665	38,668,752	9,516,877	110,129,008
3907500000	Alkyd resins	220,798	1,448,999	597,888	3,601,253
3907601000	Poly(ethylene terephthalate) in aqueousdispersions	19,963	298,497	61,639	619,070
3907609000	Poly(ethylene terephthalate) in oth form	4,610,943	65,629,149	7,413,067	97,077,233
3907700000	Poly(lactic acid)	12,871	176,069	38,579	671,574
3907912000	Oth polyesters unsaturated in chip form	28,411	103,819	6,163,330	36,601,173
3907919000	Oth polyesters unsaturated in oth form	406,629	4,495,148	2,109,406	12,155,072
3907994000	Oth polyester saturated based powdercoating	54,696	733,868	137,941	1,512,865

I.3. IMPOR MENURUT KOMODITI / IMPORT BY HS COMMODITY
 *** DESEMBER / DECEMBER 2010 ***

H S	Uraian Komoditi Commodity Description	Berat Bersih / Net Weight (Kg)		Nilai / Value C.I.F (US\$)	
		Bulan ini Current Month	Kumulatif Cum.Jan. to date	Bulan ini Current Month	Kumulatif Cum.Jan. to date
3907999000	Oth polyesters saturated in oth form	2,082,312	33,291,080	5,006,550	64,335,861
3908101000	Polyamides in primary forms, polyamide-6	3,664,434	54,351,289	11,440,117	152,539,727
3908109000	Oth polymde-6,-11,-12,-6,6,-6,9,-6,10	1,430,763	15,586,628	5,505,435	54,278,016
3908900000	Other polyamides	194,400	3,539,336	945,446	12,354,456
3909101000	Urea resins, thiourea resin in mouldingcompound	369,167	3,650,832	1,361,382	7,760,244
3909109000	Other urea resins	262,811	3,140,409	529,524	5,817,430
3909201000	Melamine resins in moulding compound	335,149	3,547,266	552,497	6,892,203
3909209000	Other melamine resins	208,266	1,805,738	871,857	7,144,138
3909301000	Oth amino-resins in moulding compound	310,194	2,915,010	553,394	5,053,850
3909309000	Oth amino-resins, oth thn mouldingcompound	435,441	6,087,691	1,127,948	15,619,238
3909401000	Phenolic resins in moulding compound	244,629	1,658,532	340,071	3,819,649
3909409000	Other phenolic resins	1,514,810	15,669,962	2,488,571	30,350,408
3909500000	Polyurethanes	2,024,866	21,418,588	7,061,755	70,648,964
3910002000	Silicones in dispersions or in the formof solutions	396,263	5,930,745	1,910,647	25,618,714
3910009000	Silicones in oth forms	580,563	6,625,499	2,641,313	32,239,183
3911101000	Petroleum,coumarone,indene/coumaroneinde in liquid or pastes	103,930	1,010,697	291,393	3,508,499
3911109000	Petroleum, coumarone, indene/coumaroneindene in oth form	1,836,840	17,761,132	3,847,029	36,954,765
3911190000	Oth petroleum, coumarone, indene/coumaroneindene in oth form	1,282,449	12,869,364	3,979,675	39,228,981
3912110000	Cellulose acetates non-plasticised	311	78,272	2,729	80,395
3912120000	Cellulose acetates plasticised	23,015	168,745	159,902	1,036,235
3912201100	Water-based semi-finished nitrocellulosecellulose nitrates non plasticised	203	1,305	1,548	10,062
3912201900	Oth cellulose nitrates non plasticised	471,008	4,904,188	1,398,426	11,226,192
3912202000	Cellulose nitrates plasticised	11,975	217,741	32,340	628,193
3912310000	Carboxymethylcellulose & its salts	517,518	7,598,771	1,600,178	21,376,006
3912390000	Oth cellulose ethers	475,612	3,736,840	2,743,963	23,156,826
3912902010	Regenerated cellulose	75	114,949	178	498,063
3912902090	Other regenerated cellulose	67,362	1,059,003	312,603	4,673,497
3912909000	Oth cellulose in other form	260,481	3,086,675	1,490,645	15,322,389
3913100000	Alginic acid, its salts & esters	89,107	1,170,360	342,701	6,016,891
3913900000	Oth natural polymers & its modified, inprimary form	246,314	3,037,235	1,017,867	13,543,642
3914001000	Ion-exchangers based on plymrs of headof a kind used	169,236	2,305,973	601,972	6,477,407
3914009000	Oth ion-exchangers based on plymrs ofhead of a kind used	142,424	2,284,817	353,938	7,813,407
3915100000	Waste, parings & scrap, of polymers ofethylene	5,810,473	13,411,228	2,453,145	4,433,398
3915901000	Waste, parings & scrap, of copolymers ofvinyl acetate	0	132,728	0	46,733
3915909000	Waste, parings & scrap, of other plastic	2,496,953	26,361,946	1,350,911	10,414,846
3916101000	Monofilament of polymers of ethylenechloride	29	15,518	95	56,210
3916102000	Monofilament of polymers of ethyleneterods, sticks and profile shapes	1,344	65,395	41,936	587,749
3916201000	Monofilament of polymers of vinylchloride	13,531	257,372	71,625	1,093,088
3916202000	Monofilament of polymers of vinylrods, sticks and profile shapes	174,434	905,063	305,379	1,695,455
3916904000	Monofilament of other plasticsof hardened proteins	1,298	34,868	8,124	206,166
3916909000	Oth monofilament of other plastics	65,182	1,409,247	551,641	8,638,235
3917101000	Artificial guts (sausage casings) ofhardened proteins	6,589	68,275	201,169	1,825,169
3917109000	Artificial guts (sausage casings) ofcellulosic materials	53,510	1,051,079	643,827	8,093,615
3917210000	Tube,pipe,hose,fitting therefor ofplastic of polymers of ethylene	565,941	2,059,329	805,256	5,826,788
3917220000	Tube,pipe,hose,fitting therefor ofplastic of polymers of propylene	23,302	379,299	122,849	1,787,516
3917230000	Tube,pipe,hose,fitting therefor ofplastic of polymers of vinyl chloride	120,354	1,139,071	186,308	2,179,680
3917290000	Tube,pipe,hose,fitting therefor ofplastic of other plastics	169,993	3,438,056	882,741	15,525,592
3917310000	Flexible tubes, pipes and hoses havea minimum burst pressure of 27.6 mpa	78,983	966,094	259,259	4,153,139
3917321000	Sausage & ham casings, without fittingsof plastics	21,627	181,563	73,430	1,940,913
3917329000	Oth unflexible tubes, pipes & hoses, notreinforced, without fittings	186,214	2,306,252	1,285,159	34,715,849
3917330000	Oth, not reinforced/otherwise combinedwith oth materials/fittings of 3917.30	12,550	255,464	69,253	751,411
3917390000	Oth tubes, pipes and hoses	725,714	4,964,809	1,138,090	11,212,796
3917400000	Fittings of plastics	400,274	4,435,599	2,455,494	20,203,831
3918101100	Tiles of polymers of vinyl chloride	37,096	650,741	47,224	1,243,374
3918101900	Oth floor covering of polymers of vinylchloride	1,697,703	22,325,849	1,044,833	12,356,039
3918109000	Wall or ceiling coverings of polymers ofvinyl chloride	764,911	6,297,503	848,414	6,481,258
3918901100	Tiles, of polyethylene	10,927	408,314	54,737	831,947
3918901300	Oth floor coverings of polyethylene	129,551	1,614,456	138,507	2,082,697
3918901900	Oth floor coverings of oth plastics	165,571	1,048,580	271,676	1,772,906
3918909100	Wall or ceiling covering of polyethylene	119,875	1,123,707	168,615	2,119,961
3918909900	Wall or ceiling coverings of oth plastic	118,361	1,366,439	330,789	3,421,686
3919101000	Tape in roll,width=<20cm,of polymers of vinyl chloride	39,257	852,195	413,415	5,698,939
3919102100	Tape in roll,width=<20cm,of polyethyleneused in mnfctre of telephonc/elect wir	48,271	878,674	299,343	3,842,956
3919102900	Tape in roll,width=<20cm,of polyethyleneused for other	309,929	2,265,118	1,566,456	17,148,290
3919109000	Oth self-adhesive plate, sheet, film,inroll, width =<20 cm, of oth plastics	545,631	5,801,135	4,394,848	41,270,360
3919901000	Oth self-adhesive plates, sheets, film,foil, tape of polymers of vinyl chloride	290,586	2,660,305	1,017,521	8,493,763
3919909000	Oth self-adhesive plates, sheets, film,foil, tape, strip of plastics	2,799,694	30,225,970	10,381,285	100,497,370
3920100000	Oth tape of polymer of ethylene,not formfg of telephonic/electric wire	1,920,619	24,113,539	6,040,212	67,552,402
3920200010	Bopp film, of polymers of propylene	1,446,124	26,825,747	2,733,618	47,050,067
3920200090	Oth tape of polymer of propyleneused as an adhesive by melting	978,014	10,021,664	2,303,728	23,402,566
3920301000	Polymers of styrene used as an adhesiveby melting	3,227	18,286	49,410	237,332
3920309000	Polymers of styrene not used asan adhesive by melting	21,073	377,158	124,253	1,614,464
3920430000	PVC tape weight >6% of plasticiser usedot than mfg of telephonic/electric wire	730,603	6,290,332	1,451,953	12,847,824
3920490000	Other of polymers of vinyl chloride	1,019,666	11,404,208	2,472,289	25,345,657
3920510000	Oth plate,sheet,film,foilorstrip of acrylpolymers of methyl methacrylate	9,494	34,863	39,643	145,643
3920590000	Oth plates,sheets,film,foil & strip othacrylic polimer of methyl methacrylate	77,063	584,075	179,245	1,772,902
3920610000	Film, of polycarbonates	377,659	5,068,178	1,359,630	17,104,161
3920621000	Film, of poly(ethylene terephthalate)used as an adhesive by melting	1,473,864	15,799,711	5,382,389	46,995,517
3920629000	Oth plate,sheet,foil & strip of poly-(ethylene terephthalate)	47,297	872,729	304,689	7,671,554
3920630000	Tapes, of unsaturated polyesters,	39,414	309,687	54,635	581,695
3920690000	Tapes, of oth polyesters, used as anadhesive by melting	1,005,089	14,197,584	3,549,526	39,484,231
3920711000	Cellophane film	134,103	2,014,936	647,776	9,456,500
3920712000	Viscose tear-off ribbon, foil	4,185	64,220	10,733	368,413

I.3. IMPOR MENURUT KOMODITI / IMPORT BY HS COMMODITY
 *** DESEMBER / DECEMBER 2010 ***

HS	Uraian Komoditi Commodity Description	Berat Bersih / Net Weight (Kg)		Nilai / Value C.I.F (US\$)	
		Bulan ini Current Month	Kumulatif Cum.Jan. to date	Bulan ini Current Month	Kumulatif Cum.Jan. to date
3920719000	Oth plate, sheet & strip of regenerated cellulose used oth than adhesive by melti	2	91,931	2	1,308,759
3920730000	Cellulose acetate, plasticized, used as an adhesive by melting	0	225	0	7,969
3920790000	Plate, sheet, foil & strip of oth cellulose derivatives	0	4,638	0	6,635
3920911000	Film of poly(vinyl butyral), thickness 0.38~0.76mm width <= 2m	138,775	1,410,139	616,503	6,804,838
3920919000	Oth film of poly(vinyl butyral), plate,	47,427	1,048,036	125,912	4,062,624
3920921000	Plate, sheet, foil & strip of nylon 6of polyamides	1,464	83,995	38,062	626,661
3920922000	Plate, sheet, foil & strip of polyamides, used as an adhesive by melting	0	34	0	374
3920929000	Plate, sheet, foil & strip of oth polyamides	44,998	744,225	233,220	3,399,290
3920931000	Plate, sheet, foil & strip of melamine, of amino-resins	0	25,757	0	216,774
3920939000	Oth plate, sheet, foil & strip of aminoused oth than an adhesive by melting	0	41,926	0	170,669
3920941000	Phenol formaldehyde (bakelite) sheets	140,815	955,325	148,999	1,584,850
3920949000	Oth plate, sheet, foil & strip of phenolicresins	18,841	201,313	41,067	393,821
3920990010	Corrugated sheets & plates, of other plastics	22,308	987,737	69,478	1,541,350
3920990090	Oth plate, sheet, foil & strip of other plastics	260,033	3,547,128	2,386,591	11,430,704
3921111000	Plates & sheets, cellular, of polymers of styrene	97,250	2,016,545	333,394	3,673,800
3921119000	Film, foil & oth strip, cellular, of oth than plate and sheet	106,290	831,505	528,853	4,642,875
3921120000	Tapes of PVC, in plates & sheets formused as mfg telepni/elect.wire	1,662,588	11,299,850	1,405,280	12,682,732
3921130000	Plates & sheets of polyurethanes	112,277	1,264,615	992,857	8,235,223
3921141000	Plates and sheets of regenerated cellulose	9,936	66,000	30,360	192,632
3921149000	Film, foil & oth strip of regenerated cellulose used in mfg telepnic/elect.wir	31,325	315,887	33,631	566,164
3921191000	Tapes in plate & sheet, of oth plastics	155,512	1,830,417	587,335	7,048,981
3921199000	Tapes in oth form, used in the oth than mfg of telephonic/electric wire	1,758,480	15,610,052	2,717,380	21,568,739
3921902000	Plates & sheets, not cellular plate and sheet	1,510,374	14,059,876	2,017,281	18,016,952
3921909000	Film, foil & oth strip, not cellular oth than plate and sheet	1,327,376	17,276,164	4,618,313	42,252,440
3922100000	Baths, shower-baths, sinks & washbasins	178,117	1,355,767	664,585	6,605,431
3922201000	Lavatory covers of plastic	43,811	436,657	168,872	1,991,793
3922202000	Lavatory seats, of plastics	7,512	88,552	15,787	291,702
3922901100	Parts of flushing cisterns, of plastics	10,782	110,807	96,358	734,709
3922901900	Flushing water closets (lavatory pans) and urinals	24,083	310,155	82,570	1,001,844
3922909000	Similar sanitary ware, of plastics	82,166	1,251,199	311,991	2,859,268
3923100000	Boxes used for cinematographic films, tape and disks	1,180,536	13,610,415	3,778,733	43,122,429
3923211000	Aseptic bag of polymers of ethylene with aluminium foil in forcing material	58,310	434,947	529,311	4,531,691
3923219000	Oth sacks & bags, of polymers of ethylene	1,226,216	9,555,047	3,418,676	30,961,999
3923290000	Oth articles for the conveyance or packing of goods of oth plastics	996,516	10,060,623	3,268,389	36,685,187
3923301000	Toothpaste tubes container, of plastic	7,470	30,240	53,683	260,299
3923309000	Carboys, bottles, flasks & similar article, not toothpaste tube container	746,400	12,864,599	2,788,401	44,216,056
3923400000	Spool, cop, bobbin & similar support	105,501	1,702,007	763,337	11,215,509
3923500000	Stoppers, lids, caps and other closures	550,585	6,848,470	4,892,632	41,520,253
3923900000	Oth articles for the conveyance/packing goods of plastics	967,889	9,229,448	3,840,600	37,460,541
3924100000	Tableware & kitchenware	324,541	2,520,229	904,045	7,064,686
3924901000	Bed pans, urinals (portable type) & chamber pots	11,311	184,651	48,693	770,446
3924909000	Oth household & toilet articles, of plastics	597,313	6,461,370	2,599,822	29,946,985
3925100000	Reservoirs, tanks, vats & similar contain. capacity <= 300l	27,479	318,095	109,770	754,897
3925200000	Doors, windows & their frames & threshold for doors	138,649	1,960,524	180,893	2,464,379
3925300000	Shutters, blinds (includ venetian blinds) and similar articles and parts	54,897	663,953	160,500	1,436,763
3925900000	Oth builders ware of plastics, not elsewhere specified	205,328	2,679,300	495,881	5,318,280
3926100000	Office or school supplies of plastics	189,945	2,219,934	402,581	5,551,302
3926206000	Articles of apparel used for protection of plastics	7,842	177,633	62,264	1,410,795
3926209000	Oth articles of plastics, including belt	661,599	6,452,999	2,959,157	32,077,220
3926300000	Fittings for furniture, coachwork or the like	105,755	1,350,860	461,575	4,636,190
3926400000	Statuettes & ornamental articles	115,210	860,783	363,632	2,403,433
3926901000	Floats for fishing nets, of plastics	40,803	793,286	76,992	8,741,716
3926902000	Fan & handscreen, frame & handle thereof and parts	6,739	686,286	51,846	3,232,324
3926903200	Plastic moulds with denture prints	0	4,810	0	44,428
3926903900	Oth hygienic, medical & surgical	241,655	2,959,002	3,057,254	41,361,557
3926904100	Police shields, of plastics	0	64	0	505
3926904200	Protective mask & similar article for used in welding & similar works	22,472	241,505	161,621	2,047,234
3926904400	Life saving cushions for protection of persons falling from height	73	2,734	379	126,164
3926904500	Reflected light nails, of plastics	769	13,520	816	124,336
3926904900	Oth safety & protective devices,	89,693	778,252	456,040	4,447,448
3926905300	Transmission or conveyor belts or beltin	14,657	633,781	347,625	6,171,553
3926905500	Plastic j-hooks & bunch blocks for detonator	4,642	84,215	78,855	1,691,301
3926905900	Oth industrial articles, of plastics	760,829	5,975,634	9,262,967	74,302,061
3926906000	Nipple former, breastshell, nipple shield, hand expression funnel	950	13,968	8,253	241,064
3926907000	Corset busks & similar supports for articles of apparel or clothing accessor	61,163	398,059	282,084	2,231,632
3926908000	Cards for jewellery or small objects of personal adornment	139,499	1,458,075	537,380	4,331,612
3926909000	Oth articles of plastics & other material	2,655,566	30,818,953	10,957,499	106,855,882
4001101100	Natural rubber latex, cont ammonia >=0.5% catrige concentrate	1,388,840	10,806,012	3,228,954	21,929,442
4001101900	Natural rubber latex, cont ammonia >=0.5% processed by other methods	0	2,600,547	0	5,560,596
4001102100	Natural rubber latex, cont ammonia <0.5% centrifuge concentrate	0	76,401	0	210,441
4001102900	Natural rubber latex, cont ammonia <0.5% processed by other methods	60,459	679,149	256,209	2,218,551
4001211000	Natural rubber in smoked sheets, rss grade 1	0	45,000	0	88,520
4001213000	Natural rubber in smoked sheets, rss grade 3	10	10	40	40
4001214000	Natural rubber in smoked sheets, rss grade 4	0	177,632	0	538,232
4001219000	Natural rubber in oth forms	25,515	241,393	26,791	513,101
4001221000	Tsnr, standard indonesian rubber SIR 3 cv	124	317,444	570	789,907
4001222000	Tsnr, oth standard indonesian rubber	100,800	1,330,598	462,933	3,298,401
4001229000	Oth tehnicly specified natural rubber (TSNR)	2,433	804,274	15,973	2,393,209
4001291000	Air-dried sheet, oth natural rubber in other form	0	20,001	0	65,802
4001293000	Sole crepe	0	1	0	6
4001295000	Oth crepe	0	1	0	2
4001296000	Superior processing rubber	0	5	0	52
4001297000	Skim rubber	3,964	34,303	25,477	161,340

I.3. IMPOR MENURUT KOMODITI / IMPORT BY HS COMMODITY
 *** DECEMBER / DECEMBER 2010 ***

HS	Uraian Komoditi Commodity Description	Berat Bersih / Net Weight (Kg)		Nilai / Value C.I.F (US\$)	
		Bulan ini Current Month	Kumulatif Cum.Jan. to date	Bulan ini Current Month	Kumulatif Cum.Jan. to date
4001298000	Scrap (tree,earthersmoked) & cuplunp	0	9	0	136
4001299000	Oth natural rubber in oth forms	0	17,950	0	90,583
4001309900	Oth balata,gutta-percha,guayule,chiclesimilar, in other form	7,124	38,597	26,091	148,199
4002110000	Styrene-butadiene rubber (SBR), in latex form	1,744,800	15,324,931	2,602,771	23,074,731
4002190000	Carboxylated styrene-butadiene rubber(SBR) in other form	8,259,625	98,382,990	19,300,500	216,246,965
4002200000	Butadiene rubber (BR)	5,900,673	56,563,525	17,201,525	147,022,079
4002310000	Isobutene-isoprene (butyl) rubber (IIR)	678,572	12,934,548	2,586,796	49,025,630
4002390000	Halo isobutane-isoprene rubber(CIIR of BIIR)	822,692	5,804,501	3,220,479	22,280,996
4002410000	Chloroprene (chlorobutadiene) rubberin latex form	127,964	2,084,297	322,930	4,203,674
4002490000	Chloroprene (chlorobutadiene) rubberin other form	477,154	5,702,379	2,055,502	20,649,650
4002510000	Acrylonitrile-butadiene rubber (NBR),in latex form	1,063,829	9,641,084	1,899,167	15,850,204
4002590000	Acrylonitrile-butadiene rubber (NBR),in other form	282,645	5,512,735	1,020,520	15,225,826
4002601000	Isoprene rubber (IR) in primary forms	0	92,144	0	353,713
4002609000	Isoprene rubber (IR) in other forms	236,677	1,695,265	819,786	5,523,330
4002700000	Ethylene-propylene-non-conjugateddiene rubber (EPDM)	704,208	9,771,708	2,441,660	30,739,823
4002801000	Mixture of natural rubber latex withsynthetic rubber latex	43,025	472,328	120,323	1,167,978
4002809000	Oth mixture of natural rubber latex withsynthetic rubber latex	56,346	481,188	75,585	1,260,755
4002911000	Oth synthetic rubber latex & facticederived from oils of poly graft natural	167,901	1,970,197	310,615	3,202,032
4002919000	Oil synthetic rubber& factice derivedfrom oils of other latex	1,020,740	6,119,952	1,382,133	7,139,110
4002991000	Oth synthetic rubber & factice derivedfrom oils in oth form	42,013	501,917	268,929	2,198,099
4002999000	Oth synthetic rubber latex & facticederived from oils	191,226	2,158,978	875,876	8,125,547
4003000000	Reclaimed rubber in primary formsoar in plates, sheets or strips	1,415,751	15,922,559	811,292	9,662,183
4004000000	Waste,paring & scrap of rubber (othhard rubbers)	507,753	9,246,464	282,311	5,830,202
4005100000	Compounded rubber with carbon blacksilica, unvulcanised	274,690	3,922,639	1,579,126	19,018,503
4005200000	Compounded rubber with solutions,oth subheading 4005.10	30,264	678,800	72,705	1,246,041
4005910000	Compounded rubber,unvulcanised,inplates, sheets, & strip	218,678	2,254,518	891,729	9,161,986
4005990000	Compounded rubber,unvulcanised,inoth form	609,909	4,248,204	2,156,101	14,387,940
4006100000	"camel-back" strips for retreadingrubber tyres, unvulcanised	151,376	1,235,727	185,099	1,435,171
4006900000	Oth forms & articles of unvulcanisedrubbers	64,948	827,745	352,246	6,195,224
4007000000	Vulcanised rubber thread & cord.	229,200	3,300,215	534,187	13,733,172
4008110000	Plates, sheets, & strip of cellularrubber	189,741	2,414,833	494,604	7,824,350
4008190000	Oth forms of cellular rubber	52,094	1,491,808	262,333	2,293,684
4008210000	Plates, sheets & strip of non-cellularrubber	294,493	2,195,836	523,223	5,197,231
4008290000	Oth forms of non-cellular rubber	220,337	1,802,399	553,891	6,088,116
4009110000	Tube,pipe & hose, not reinforced/othermaterial without fitting	177,430	2,423,217	1,336,633	14,506,994
4009120000	Tube,pipe & hose, not reinforced/othermaterial with fitting	63,709	1,079,494	664,424	8,736,704
4009211000	Mining slurry suction & discharge hose,without fitting	5,556	19,080	59,755	444,408
4009219000	Oth tube,pipe & hose,reinforced withoth materials without fittings	105,899	1,730,242	1,187,696	16,017,265
4009221000	Mining slurry suction & discharge hose,with fittings	1	11,238	215	139,438
4009229000	Oth tube,pipe & hose,reinforced withoth materials with fitting	302,287	3,303,075	932,122	19,435,600
4009311000	Mining slurry suction & discharge hose,reinforced w textile, without fitting	61	47,251	1,581	164,356
4009319000	Oth tube,pipe & hose,reinforced withtextile, without fitting	301,330	2,717,696	2,525,511	24,149,844
4009321000	Mining slurry suction & discharge hose,reinforced w textile, with fitting	69	51,093	1,387	297,392
4009329000	Oth tube,pipe & hose,reinforced withtextile, with fitting	42,880	490,863	576,144	6,826,428
4009411000	Mining slurry suction & discharge hose,reinforced w oth materials, without fitt	165	332,396	242	1,035,202
4009419000	Oth tube,pipe & hose,reinforced withoth material, without fitting	366,028	2,934,247	1,507,998	11,734,031
4009421000	Mining slurry suction & discharge hose,reinforced w oth materials, with fitting	2,636	23,705,219	38,457	1,391,017
4009429000	Oth tube,pipe & hose,reinforced withoth material, with fitting	426,071	3,686,260	4,512,277	47,645,274
4010111000	Conveyor belts/belting,reinforced withmetal, width > 20cm	127	364,242	3,339	1,437,761
4010119000	Conveyor belts/belting,reinforced withmetal, width <= 20cm	93,432	759,928	698,604	5,391,003
4010121000	Conveyor belts/belting,reinforced withtextile, width > 20cm	113,183	694,494	279,657	1,789,384
4010129000	Conveyor belts/belting,reinforced withtextile, width <= 20cm	266,904	1,961,670	697,188	4,274,427
4010191000	Oth conveyor belts/belting, reinforcedwith oth; width > 20cm	54,501	769,240	437,264	5,315,395
4010199000	Oth conveyor belts/belting, reinforcedwith oth; width <= 20cm	236,333	4,689,921	1,044,459	18,594,139
4010310000	V-belts,V-ribbed,60cm<outside circum ference<=120cm	24,567	415,029	372,591	4,412,297
4010320000	V-belts,oth than V-ribbed,60cm<outside circum ference<=120cm	14,991	206,742	444,660	5,217,223
4010330000	V-belts,V-ribbed,120cm<outside circum ference<=240cm	9,298	66,874	160,927	1,108,381
4010340000	V-belts,oth than V-ribbed,120cm<outside circum ference<=240cm	286	2,390	7,214	65,943
4010350000	Endless synchronous belt,60cm<outside circum ference<=150cm	1,711	193,197	25,568	1,190,626
4010360000	Endless synchronous belt,150cm<outside circum ference<=198cm	57	981	2,353	29,933
4010390000	Oth transmission belts/belting	179,291	3,964,647	2,835,773	33,659,660
4011100000	New pneumatic tyres,of rubber of a kindused on motor cars	1,109,741	11,011,172	3,970,780	36,028,205
4011201000	New pneumatic tyre,of rubber used onbuses/lorries, width<450mm	2,923,202	32,275,120	7,003,921	66,078,834
4011209000	New pneumatic tyre,of rubber used onbuses/lorries, width>=450mm	551,385	8,628,756	1,074,485	22,525,123
4011300000	New pneumatic tyres,of rubber of akind used on motorcraft	51,088	499,970	664,224	4,954,729
4011400000	New pneumatic tyres,of rubber of akind used on motorcycles	150,261	1,064,583	445,449	2,832,325
4011500000	New pneumatic tyres,of rubber of akind used on bicycles	198,363	1,423,956	337,342	2,628,018
4011610000	New pneumatic tyres,of rubber used onagricultural/forestry vehicles & machine	67,878	617,608	183,944	1,690,969
4011620000	New pneumatic tyres,of rubber, rimsize<61 cm,used on const/ind.vehicles mach.	32,102	668,994	88,511	2,283,473
4011630000	New pneumatic tyre,of rubber,rim size>=61cm, used on const/ind.vehicles mach	44,267	415,170	167,991	1,773,172
4011690000	New pneumatic tyre,of rubber,used for oth purpose	626,672	9,678,141	3,854,104	51,465,087
4011920000	Oth new pneumatic tyre,of rubber,usedon agricul./forestry vehicles mach.	69,302	1,556,932	1,596,930	6,598,750
4011930000	Oth new pneumatic tyre,of rubber,rimsize<61 cm,used on const/ind.vehicles mach	244,676	2,889,002	172,019	3,690,772
4011941000	Oth new pneumatic tyre,of rubber,rimsize>=61cm, used on earth mov.mach.	180,986	890,654	1,158,150	4,651,659
4011949000	Oth new pneumatic tyre,of rubber,rimsize>=61cm, used for oth. purposer	1,083,472	8,558,732	8,241,087	60,185,088
4011991000	Oth new pneumatic tyre,of rubber,used on vehicles of chap.87	1,557,645	12,731,335	10,001,751	73,577,645
4011992000	Oth new pneumatic tyre,of rubber,used on earth moving mach.	110,252	2,641,190	484,341	14,653,329
4011993000	Oth new pneumatic tyre,of rubber,used for oth, width>450mm	10,371	753,814	41,583	20,807,443
4011999000	Oth new pneumatic tyre,of rubber,used for oth, width<450mm	588,255	5,805,344	4,335,230	37,836,060
4012110000	Retreaded tyres,used on motor cars	0	1,518	0	12,793
4012121000	Retreaded tyres,used on buses/lorries,width<450mm	0	354	0	905
4012129000	Retreaded tyres,used on buses/lorries,width>=450mm	0	372,439	0	1,024,011
4012130000	Retreaded tyres,used on aircraft	20,594	233,838	115,375	1,152,572

I.3. IMPOR MENURUT KOMODITI / IMPORT BY HS COMMODITY
 *** DESEMBER / DECEMBER 2010 ***

HS	Uraian Komoditi Commodity Description	Berat Bersih / Net Weight (Kg)		Nilai / Value C.I.F (US\$)	
		Bulan ini Current Month	Kumulatif Cum.Jan. to date	Bulan ini Current Month	Kumulatif Cum.Jan. to date
4012191000	Retreaded tyres,used on motorcycles	0	1	0	21
4012192000	Retreaded tyres,used on bicycles	30,361	120,041	18,594	145,363
4012193000	Retreaded tyres,used on earth movingmachinery	0	728	0	3,870
4012194000	Retreaded tyres,used on oth vehiclesof chapter 87	0	131	0	1,052
4012199000	Retreaded tyres,used for oth purpossed	2,312	14,948	21,455	88,509
4012201000	Used pneumatic tyres,used on motor cars	39	47	404	591
4012202100	Used pneumatic tyres,used on buses/lorries, width<450mm	4,765	9,809	5,403	12,277
4012202900	Used pneumatic tyres,used on buses/lorries, width>=450mm	0	33,416	0	5,186
4012209900	Used pneumatic tyres,used on othpurposes, oth than of furskin	0	4,054	0	4,836
4012901100	Solid tyres, of ext dia < 100 mmfor vehicles of chapter 87	955	34,031	7,781	168,476
4012901200	Solid tyres, 100 mm< ext dia < 100 mmfor vehicles of chapter 87	160	2,238	167	33,708
4012901300	Solid tyres,external diameter >250 mm,width<450mm, used of chap.87.09	1,977	5,931	11,075	33,151
4012901400	Oth solid tyres,external diameter > 250width<450mm, used of chap.87.	3,361	29,851	11,600	97,415
4012901500	Oth solid tyres,external diameter >250,width>450mm, used of chap.87.09.	0	6,692	0	23,911
4012901600	Oth solid tyres,external diameter>250mm,of a width > 450 mm	0	148,265	0	585,320
4012901900	Other solid tyres	57,417	186,700	135,635	638,421
4012902100	Solid tyres,enternal diameter <100 mm,	1	244	111	6,696
4012902900	Oth cushion tyres	1,084	13,844	1,575	38,827
4012907000	Replaceable tyre treads, width<450mm	68,556	261,007	210,701	818,329
4012908000	Tyre flaps	5,958	200,631	12,871	598,733
4012909000	Oth retreaded/used pneumatic,solid/cushion tyres, of rubber	89,030	861,853	135,095	1,970,306
4013101100	Inner tubes,of rubber,used on motor carwidth tyres<450mm	49,269	593,139	65,485	1,071,767
4013101900	Inner tubes,of rubber,used on motor carwidth tyres>450mm	128,514	260,130	121,734	593,643
4013102100	Inner tubes,of rubber,used on bus/lorriwidth tyres<450mm	41,702	251,830	63,512	660,481
4013102900	Inner tubes,of rubber,used on bus/lorriwidth tyres>450mm	7,356	289,924	2,675	526,202
4013200000	Inner tubes,of rubber,used on bicycles	81,071	911,723	115,891	1,329,179
4013901100	Inner tube,of rubber,use on earth movingwidth tyres<450mm	338	16,577	685	108,573
4013901900	Inner tube,of rubber,use on earth movingwidth tyres>450mm	1,907	23,149	11,579	83,223
4013902000	Inner tube,of rubber,used on motorcycleor motor scooters	355,539	2,391,153	288,236	2,053,182
4013903100	Inner tube,of rubber,used on oth vehicleof chap.87, width tyres<450mm	206	3,582	270	13,353
4013903900	Inner tube,of rubber,used on oth vehicleof chap.87, width tyres>450mm	0	87,044	0	103,409
4013904000	Inner tube,of rubber,used on aircraft	0	511	0	13,832
4013909100	Oth inner tube,of rubber,suitable forfitting to tyres of width<450mm	11,016	172,809	13,331	482,829
4013909900	Oth inner tube,of rubber,suitable forfitting to tyres of width>450mm	39,633	444,373	18,513	704,648
4014100000	Sheath contraceptives	23,459	676,526	508,629	8,474,787
4014901000	Teats for feeding bottles & similar kind	7,933	213,355	105,035	1,870,952
4014904000	Stoppers for pharmaceutical use	27,174	295,382	545,280	5,522,054
4014909000	Oth hygienic/pharmaceutical articles,ofvulcanised rubber	10,400	183,779	139,240	1,986,148
4015110000	Gloves, mittens & mitts, surgical	117,782	1,168,365	651,088	6,685,832
4015190000	Gloves, mittens & mitts, for otherpurpossed	116,127	1,308,394	475,648	5,854,959
4015900000	Oth article of apparel, clothing accessfor all purpossed	29,085	269,645	244,238	2,685,045
4016100000	Oth articles of vulcanised rubber otherof cellular rubber	65,076	416,289	303,745	1,644,468
4016911000	Mats	54,733	777,579	140,078	2,444,875
4016919000	Floor coverings	106,942	606,312	261,583	1,691,431
4016921000	Eraser tips	84,632	687,003	154,313	2,377,684
4016929000	Other erasers	15,296	431,116	131,992	1,822,124
4016931000	Gaskets, coverings & oth, packing forelectrolytic capacitor	36,436	286,558	879,593	6,149,779
4016939000	Oth gaskets, washers & oth seals	629,459	8,215,243	10,750,894	107,919,331
4016940000	Boat/dock fenders, whether/not inflatable	171,219	1,308,977	471,770	5,029,972
4016950000	Oth articles of vulcanised rubber,	50,454	386,163	240,960	2,011,053
4016991100	Oth article of vulcanised rubber,for vhcof heading 87.02~87.05&87.11	318,765	3,334,930	4,213,785	46,814,357
4016991200	Oth article of vulcanised rubber,forvehicles 87.09,87.13,87.15&87.16	9,113	84,934	98,545	1,132,494
4016991700	Oth article of vulcanised rubber,forfor bicycles of heading 87.12	5,288	21,410	18,713	60,202
4016991900	Oth parts & access for vehicles ofrubber	39,244	387,983	352,426	3,648,051
4016992000	Parts & access of rotochutes ofheading 88.04	378	14,158	2,586	259,680
4016993000	Rubber bands	614,358	4,184,675	1,774,829	8,889,309
4016995100	Rubber rollers	127,194	7,592,284	445,444	5,635,848
4016995900	Oth article of a kind used in machinery/mechanical/electrical appliances, & oth	34,468	965,942	1,047,567	14,850,070
4016996000	Rail pad, of rubber	37	23,436	1,134	208,916
4016997000	Structural bearings including bridgebridge bearings, oth than rail pad	835	48,256	8,166	365,419
4016998000	Rubber grommets & rubber cover forautomotive wiring harness	109,295	1,494,329	1,813,637	19,933,545
4016999000	Oth articles of vulcanised rubber foroth purpossed	352,437	3,005,165	2,880,470	23,597,920
4017000000	Hard rubber in all form,include waste &scrap, articles of hard rubber	15,030	516,978	201,845	3,329,314
4101200000	Whole hide & skin,weight/skin<8kg(simpliydried), 10kg(dry-salt), 16kg(fresh)	1,049,059	11,455,998	503,013	5,330,019
4101500000	Whole hide & skin,of a weight >16 kg	101,885	966,783	150,997	1,456,133
4101900000	Oth raw hides & skin of bovine/equineanimals	267,314	2,016,863	94,930	761,129
4102100000	Raw skins of sheep/lambs with wool on	19,872	308,509	38,462	932,256
4102210000	Raw skins of sheep/lambs without wool on, pickled	2,100	75,298	810	517,647
4102290000	Oth raw skins of sheep/lambs withoutwool on, not pickled	70,980	2,121,038	26,853	1,074,494
4103200000	Raw hide & skin of reptiles	0	470	0	17,269
4103300000	Raw hide & skin of swine	0	42	0	1,382
4103900000	Raw hide & skin of oth animal	127,013	1,400,094	116,386	948,238
4104110010	Bovine leather,vegetable pre-tannedfull grains, wet state	135,641	1,157,236	269,844	3,750,970
4104110090	Oth tanned/crust hide & skin of bovine,wet state, full grains	979,439	8,512,709	1,259,515	10,846,546
4104190000	Oth tanned/crust hide & skin of bovine,wet state, not full grains	726,397	6,942,041	2,805,429	25,208,728
4104410000	Crust vegetable (semi-tanned) hide &skins, full grains	400,592	4,901,420	6,330,768	67,164,178
4104490000	Oth crust vegetable (semi-tanned) hide& skin, full grains	613,967	4,269,384	5,556,072	29,237,764
4105100000	Tanned/crust skins of sheep/lamb,without wool on, in the wet state	185,080	1,494,206	1,259,197	10,582,600
4105300000	Tanned/crust skins of sheep/lamb,without wool on, in dry state	6,718	68,593	475,357	3,431,688
4106210000	Tanned/crust hide & skin of goat/kid,in the wet state	0	24,449	0	144,849
4106220000	Tanned/crust hide & skin of goat/kid,in the dry state	1,489	37,220	30,231	540,705
4106320000	Tanned/crust hide & skin of swinein the dry state	8,332	28,049	189,678	586,065
4106920000	Oth tanned/crust hide & skin of oth,animals in the dry state	658	8,624	63,488	655,362

I.3. IMPOR MENURUT KOMODITI / IMPORT BY HS COMMODITY
 *** DESEMBER / DECEMBER 2010 ***

HS	Uraian Komoditi Commodity Description	Berat Bersih / Net Weight (Kg)		Nilai / Value C.I.F (US\$)	
		Bulan ini Current Month	Kumulatif Cum.Jan. to date	Bulan ini Current Month	Kumulatif Cum.Jan. to date
4107110000	Whole hides&skins,full grains,unsplitsof bovine/eguine animals	80,020	1,160,405	1,608,056	20,771,348
4107120000	Whole hides & skins,grains splits,ofbovine/eguine animals	7,536	528,715	155,609	10,087,725
4107190000	Oth whole hides & skins,of bovine/eguine animals, in oth form	362,754	3,817,797	5,487,265	60,190,183
4107910000	Oth whole hide & skin,incloding side,ofbovine/eguine animals, full grains	25,221	229,819	330,491	2,546,452
4107920000	Oth whole hide & skin,incloding side,ofbovine/eguine animals, grain splits	93,900	529,119	2,321,567	13,470,860
4107990000	Oth whole hide & skin,incloding side,ofbovine/eguine animals, in oth forms	258,134	2,119,290	3,211,767	26,659,165
4112000000	Leather further prepared after tanning,oth than leather of heading 41.14	63,751	437,933	1,196,082	9,147,993
4113100000	Leather further prepared after tanning,of goats or kids	48,326	292,599	1,839,153	11,323,858
4113200000	Leather further prepared after tanning,of swine	44,204	490,302	679,879	6,075,841
4113300000	Leather further prepared after tanning,of reptiles	0	1,027	0	38,470
4113900000	Leather further prepared after tanning,of oth animals	13,888	92,013	358,858	2,338,934
4114100000	Chamois (including combinationchamois leather	40,465	374,132	145,306	1,354,861
4114200000	Patent leather & patent laminatedleather, metalised leather	130,796	1,193,167	1,265,268	15,308,297
4115100000	Composition leather with basis ofleather in slabs, sheets/strip	37,769	285,540	873,109	7,431,923
4115200000	Paring&oth waste/of composition leather,not suitable for manuf. of leather artic	0	32,353	0	45,824
4201000000	Saddlery & harness for any animalof any materials	604	10,994	1,253	61,996
4202111000	School satchel,with outer surface ofleather, compositons/patent leather	40,695	505,179	162,444	1,982,475
4202119000	Trunk,suit,vanity,executive,brief-caseswith outer surface of leather	138,849	718,338	894,678	4,286,885
4202121000	School satchel,with outer surface ofplastics/textile materials	27,655	246,603	87,081	453,457
4202129000	Trunk,suit,vanity,executive,brief-casesw out surface of plastics/textile mat.	687,887	7,407,981	2,344,136	24,967,646
4202191000	School satchel,trunk,suit,vanity,brief,of wood, iron, steel or zinc	3,268	51,257	7,924	71,019
4202199000	School satchel,trunk,suit,vanity,brief,ot oth materials	204,011	2,364,281	648,957	7,986,396
4202210000	Hand bag with outer surface of leatheror of patent leather	6,830	1,698,640	681,537	11,233,485
4202220000	Hand bag with outer surface of plasticsheeting or of textile materials	450,349	4,396,700	2,329,423	21,253,138
4202290000	Hand bag with other outer surface	589,015	5,753,463	2,458,597	20,113,157
4202310000	Artcl in pocket/hand bag with outersurface of leather or of patent leather	28,156	213,355	221,232	2,018,656
4202320000	Artcl in pocket/hand bag with outersurface of plastics or of textile	89,535	1,209,279	579,362	4,879,285
4202390000	Article of kind normally carried pocketor in handbag with outer srfc of other	107,886	1,080,204	479,854	3,712,942
4202911000	Sport bags,with outer surface of leathercomposition leather/of patent leather	28	16,486	40	65,916
4202919000	Oth artcls with outer surface of leatheror of patent leather	293,808	919,728	713,783	3,769,754
4202921000	Bowling bags with outer surface ofplastic or of textile materials	30	19,811	414	158,524
4202929000	Other articles with outer surface ofplastic or of textile materials	47,329	706,599	463,309	5,283,253
4202991000	Bags, with outer surface of copper	9,409	26,782	60,593	129,188
4202999000	Oth than trunk, suit-cases,handbags,& similar containers	88,518	739,118	337,993	3,077,078
4203100000	Articles of apparelof leather or of composition leather.	5,419	49,256	114,542	1,021,285
4203210000	Gloves,mittens & mitts speciallydesigned for use in sports of leather	819	16,156	34,102	391,697
4203291000	Protective work gloves of leather orof composition leather	9,333	327,289	169,049	2,505,610
4203299000	Oth gloves, mittens & mitts of leatheror of composition leather	35,031	216,091	100,543	2,527,874
4203300000	Belts & bandoliers of leatheror of composition leather	105,470	1,096,392	842,903	5,933,593
4203400000	Oth clothing access of leatheror of composition leather	23,365	163,149	403,928	2,027,392
4205001000	Oth articles of leather or ofcomposition leather, boot laces ; mats	18,372	59,795	297,309	977,415
4205002000	Oth articles of leather,industrial safety belt & harnesses	7,479	122,404	39,623	683,405
4205003000	Leather strings or cords for jewelry orfor personal adornment	1,669	18,447	4,606	73,701
4205004000	Oth articles of leather/of compositionleather of a kind used in machinery	349	42,495	4,605	196,562
4205009000	Oth articles of leather oth thanboot laces,safety belt & leather string	5,793	57,748	96,888	599,630
4301100000	Raw furskins of mink, whole, with orwithout head, tail or paws	3	20,659	61	69,190
4301300000	Raw furskins of lamb, the followingastrakhan,broadtail, caracul, persian	0	339	0	4,543
4301600000	Raw furskins of fox, whole,with or without head, tail or paws	0	28	0	4,457
4301800000	Oth furskins, whole, with orwithout head, tail or paws	6	156	9,420	96,328
4301900000	Raw furskins, head, tails, paws & othpieces/cuttings,suitable for furriersus	0	1	0	44
4302190000	Tanned or dressed furskins, oth thanof mink & of lamb	114	20,954	5,965	608,119
4302200000	Tanned or dressed furskins,head,tails,paws,oth pieces/cutting not assembled	0	17	0	5,753
4302300000	Tanned or dressed furskins, whole skins& pieces or cuttings thereof assembled	0	1	0	367
4303100000	Articles of apparel, clothing accessof furskin	11,257	88,702	121,476	1,751,600
4303902000	Article for industrial purposes,oth than of furskin	0	30,095	0	72,988
4303909000	Oth than sport bag & article for industypurposes, oth than of furskin	0	1,166	0	20,176
4304001000	Artificial fur	10	15,312	34	227,460
4304002000	Article for indust purposesof artifficial fur	309	23,635	12,065	278,722
4304009100	Sport bags of artificial fur	10	25	423	480
4304009900	Artificial fur&articles thereof otharticle find purposes&sport bags	15	17,077	646	90,037
4401100000	Fuel wood,in logs,in billets,in twigsfaggots or in similar forms	1,259,591	40,497,610	328,334	9,095,754
4401210000	Coniferous, wood in chips or particles	2	4,115,005	20	395,518
4401220000	Non-coniferous	0	41,579	0	49,612
4401300000	Sawdust & wood waste & scrap,whetherer or not agglomerat in logs,briquet,pellet	365,053	2,423,918	142,920	1,032,651
4402100000	Wood charcoal(including shell or nutcharcoal), of bamboo	0	598	0	9,128
4402900000	Wood charcoal(including shell or nutcharcoal), of oth than bamboo	7,983	67,797	16,729	151,817
4403101000	Baulks, wood in the rough,treated withpaint,stains,creosote/oth preservatives	33,147	311,006	91,749	695,621
4403109000	Oth baulk,sawlog,pit props,poles,pilestreated with paint	1,135,029	6,387,318	404,741	2,355,625
4403209010	Coniferous,oil damar, pulpwood	0	7,517	0	129,703
4403209090	Oth wood in the rough	343,791	23,556,754	146,652	1,933,490
4403411000	Baulks of dark red meranti, lightred meranti & meranti bakau	0	42,568	0	18,186
4403419090	Oth pulp,baulk,of dark red merantilight red meranti & meranti bakau	207,358	2,458,995	17,089	174,462
4403491000	Oth baulks of dark red meranti lightred meranti & meranti bakau	0	18,000	0	13,179
4403499010	Pulpwood of oth tropical wood	0	52,864	0	100,269
4403499090	Oth pulp,baulk,sawlog,pit props,poles of tropical wood	0	140,740	0	126,285
4403911000	Baulks, sawlogs and veneer logs of oak	183,163	7,528,544	131,887	3,719,316
4403919090	Oth pulp,baulk,sawlog,pit props,polesof oak	974,537	15,356,493	301,025	5,864,047
4403921000	Baulks, sawlogs and veneer logsof beech	0	423,460	0	182,503
4403929090	Oth pulp,baulk,sawlog,pit props,pole ofbeech,oth thn pulpwood	16,910	148,990	2,666	72,505
4403991000	Baulks, oth meranti,beech,oak,tropical wood,ramin,keruing,kapur	27,855	645,725	128,170	637,026
4403999010	Pulpwood, oth meranti,beech,oak,tropical wood,ramin,keruing,kapur	0	85,876	0	163,196
4403999090	Oth pulp,baulk,sawlog,pit props,poles ofmeranti,tropic wood,ramin,keruing,kapu	630,431	3,521,288	182,809	1,124,811
4404200000	Hoopwood, split poles;piles, picket& the like of non coniferous	0	200,108	0	52,253

I.3. IMPOR MENURUT KOMODITI / IMPORT BY HS COMMODITY
 *** DESEMBER / DECEMBER 2010 ***

H S	Uraian Komoditi Commodity Description	Berat Bersih / Net Weight (Kg)		Nilai / Value C.I.F (US\$)	
		Bulan ini Current Month	Kumulatif Cum.Jan. to date	Bulan ini Current Month	Kumulatif Cum.Jan. to date
4405000000	Wood wool, wood flour.	273,795	4,518,336	145,297	2,207,821
4406100000	Railway or tramway sleepers(cross-ties)of wood not impregnated	0	132,000	0	17,785
4406900000	Railway or tramway sleepers(cross-ties)of wood impregnated	0	1,949	0	10,568
4407100010	Coniferous,planed of a thickness > 6mm	587,263	7,988,507	439,345	6,043,900
4407100020	Coniferous,sanded or end jointedthickness>6mm	4,189	312,561	9,198	271,993
4407100090	Coniferous,oth sanded or end jointed& planed, thickness>6mm	4,702,924	65,912,708	2,997,331	33,778,160
4407210010	Mahogany, planed, thickness>6mm	0	48,750	0	52,544
4407210090	Mahogany,oth planed, sandedend jointed,thickness>6mm	0	8,798	0	35,952
4407251020	Dark meranti/light red meranti,sandedor end jointed,thickness>6mm	0	550	0	367
4407251090	Dark meranti/light red meranti, othplaned,sanded thickness>6mm	89,887	4,046,481	107,893	2,572,662
4407260010	White lauan,meranti,seraya, yellowmeranti& alan,planed, thickness>6mm	0	25,680	0	20,100
4407270090	Sapelli other planed, sanded orend jointed,thickness>6mm	24,055	162,180	12,047	200,016
4407280090	Iroko other planed, sanded orend jointed,thickness>6mm	0	287,588	0	298,495
4407291110	Wood, planed of jelutongthickness>6mm	0	42,691	0	103,094
4407291120	Wood, sanded or end jointed ofjelutong,thickness>6mm	0	12,988	0	50,387
4407291900	Jelutong oth planed & sanded orend jointed,thickness>6mm	0	391,069	0	619,030
4407292900	Kapur(drybalanos)oth planed & sandedor end jointed, thicknes>6mm	13,820	13,820	3,123	3,123
4407293110	Kempas wood,planedthickness>6mm	0	12,458	0	9,960
4407293900	Kempas oth planed&sanded orend jointed, thickness>6mm	0	121,698	0	148,213
4407294900	Keruing wood,oth planed,&sanded orend jointed,thickness>6mm	0	204,680	0	152,159
4407295900	Ramin wood, oth planed&sanded orend jointed,thickness>6mm	149,350	169,650	59,301	68,982
4407296120	Teak wood sanded or end-jointed,thickness>6mm	0	29,523	0	64,609
4407296900	Teak wood,oth planed&sanded orend jointed, thickness>6mm	0	411,003	0	770,124
4407297090	Balau wood,oth planed&sanded orend jointed, thickness>6mm	8,210	41,287	20,771	94,737
4407299900	Oth tropical wood, oth sanded or endjointed&planed,thickness>6mm	164,622	1,721,827	85,597	791,405
4407910010	Oth of oak wood, planedthickness>6mm	89,261	683,455	58,567	495,470
4407910020	Oth of oak wood, sanded or endjointed, thickness>6mm	0	136,160	0	82,446
4407910090	Oth of oak wood,oth planed&sandedor end jointed, thickness>6mm	1,793,320	24,938,146	1,457,026	19,313,060
4407920010	Oth of beech wood,planedthickness>6mm	0	44,890	0	17,742
4407920090	Oth of beech wood,oth planed&sandedor end jointed, thickness>6mm	66,095	2,206,991	58,507	1,541,024
4407930010	Oth of maple wood,planedthickness>6mm	1,589	266,870	10,559	470,941
4407930020	Oth of maple wood, sanded or endjointed, thickness>6mm	182,187	1,273,358	161,934	1,111,070
4407930090	Oth of maple wood,oth planed&sandedor end jointed, thickness>6mm	471,956	4,839,849	605,152	4,383,602
4407940010	Oth of cherry wood,planedthickness>6mm	0	4,437	0	1,425
4407940090	Oth of cherry wood,oth planed&sandedor end jointed, thickness>6mm	102,254	599,166	72,862	262,704
4407950010	Oth of ash wood,planedthickness>6mm	0	38,601	0	105,914
4407950090	Oth of ash wood,oth planed&sandedor end jointed, thickness>6mm	44,045	1,576,516	140,632	2,379,976
4407990010	Oth wood sawn or chipped lengthwise,sliced or peeled, planed thickness>6mm	123,713	1,092,979	160,284	947,800
4407990020	Oth wood sawn or chipped lengthwise,sanded or end jointed thikness>6mm	0	177,800	0	223,200
4407990090	Oth wood sawn or chipped lengthwise,planed or sanded thikness>6mm	1,781,449	20,896,586	1,538,109	17,854,388
4408101000	Cedar wood slats prepared for pencilmanufact;radiata pinewood for blockboard	39,152	321,582	22,821	596,869
4408103000	Face veneer sheets, coniferous	17,111	566,206	69,616	1,269,751
4408109000	Coniferous,oth cedar wood slats,faceveneer sheets	188,659	3,507,056	363,956	4,392,754
4408310000	Dark red meranti, light red meranti andmeranti bakau of the tropical wood	61,682	862,291	64,101	630,735
4408391000	Jelutong wood slats prepared forpencil manufact	0	1,150	0	13,722
4408399000	Oth jelutong wood and oth woodprepared for pencil manufact	152,571	2,993,365	284,170	5,450,081
4408900000	Oth sheets for veneering and of tropical wood of thickness < 6 mm	368,929	5,688,417	1,104,634	12,070,141
4409100000	Coniferous wood cotin shaped	1,369	111,650	19,454	203,299
4409210000	Non coniferous wood cotin shapedof bamboo	16,259	189,741	15,763	150,810
4409290000	Oth non coniferous oth teak stripsfriezes for parquet flooring	28,132	1,119,223	31,721	1,745,619
4410110000	Particle board & similar board of wood	13,935,609	201,933,734	3,312,547	47,639,113
4410120000	Oriented strand & waferboard of wood	0	78,919	0	42,244
4410190000	Oth particle board,oriented strand board(osb) of wood	1,247,509	10,364,929	501,203	5,273,329
4410900000	Particle board & similar board ofother ligneous materias	306,504	1,064,664	86,431	508,710
4411120000	Medium density fibreboard (mdf)of a thickness < 5mm	1,562,153	24,852,637	736,864	10,499,768
4411130000	Medium density fibreboard (mdf)of a thickness > 5mm and < 9 mm	998,991	8,901,821	601,874	4,717,017
4411140000	Medium density fibreboard (mdf)of a thickness > 9 mm	3,745,709	48,556,802	1,606,659	20,262,682
4411920000	Oth fibreboard of a density >0.8g/cm3	450,549	4,304,448	290,815	2,784,557
4411930000	Oth fibreboard of 0,5g/cm<density<0,8g/cm3	995,241	13,910,799	422,243	5,555,976
4411940000	Oth fibreboard of a density <0.5g/cm3	232,516	3,600,958	101,014	1,454,136
4412100000	Plywood,veneered panel&similar laminated of bamboo	0	232,860	0	690,623
4412310000	Oth plywood,each thick.<6mm with atleast one outer ply of tropical wood	127,530	1,293,188	156,173	1,580,687
4412320000	Oth plywood,each thick.<6mm with atleast one outer ply of non coniferous	1,607,466	10,405,433	823,358	6,292,888
4412390000	Oth plywood consisting solely of sheetsof wood of each thick < 6 mm	4,607,264	33,772,079	2,438,569	18,182,767
4412940000	Oth plywood of blockboard,laminboardand battenboard	7,175	318,157	21,499	535,903
4412990000	Veneered panels&similar w/at least oneother wood	1,613,013	16,039,783	1,161,786	9,543,660
4413000000	Densified wood, in blocks,plates,stripsof profile shapes.	54,921	515,947	171,509	1,184,598
4414000000	Wooden frames for paintings, photo-graphs mirrors or similar objects.	12,226	133,905	21,845	404,783
4415100000	Cases, boxes, crates, drums & similarpackings; cable-drums	1,170	165,759	25,923	454,874
4415200000	Pallets,box pallets& other load boards;pallet collars	331,754	3,328,447	2,739,970	22,710,714
4416001000	Staves of wood	0	3,524	0	12,533
4416009000	Casks, barrels, vats,tubs&other coopersproducts & parts thereof, of wood	4	33,333	58	126,722
4417000000	Tools,tool bodies,tool handles,broom orbrush bodies & handles, of wood	126,454	1,110,159	332,058	2,557,661
4418100000	Windows,french-windows&their framesof wood	16	22	137	189
4418200000	Doors & their frames & thresholdsof wood	65,883	569,271	209,615	792,516
4418400000	Shuttering for concrete construal workof wood	0	55,433	0	268,752
4418500000	Shingles & shakes of wood	0	43,836	0	133,853
4418600000	Posts and beams of wood	0	41,280	0	52,656
4418710000	Assembled flooring panels for mosaicfloors of wood	6,812	6,812	8,794	8,794
4418720000	Assembled flooring panel for multilayerof wood	1,229	409,684	5,148	549,726
4418790000	Oth assembled flooring panels of wood	13,716	255,958	10,837	344,437
4418901000	Cellular wood panelscellular wood panels	0	2,536	0	1,142
4418909000	Other builders joinery & carpentryof wood	258,465	2,176,840	219,664	1,971,980

I.3. IMPOR MENURUT KOMODITI / IMPORT BY HS COMMODITY
 *** DESEMBER / DECEMBER 2010 ***

H S	Uraian Komoditi Commodity Description	Berat Bersih / Net Weight (Kg)		Nilai / Value C.I.F (US\$)	
		Bulan ini Current Month	Kumulatif Cum.Jan. to date	Bulan ini Current Month	Kumulatif Cum.Jan. to date
4419000000	Tableware and kitchenware, of wood.	2,042	324,561	19,170	440,798
4420100000	Statuettes & oth ornaments, of wood	6,960	67,869	10,589	154,537
4420901000	Wooden articles of furniture not falling in chapter 94	1,710	33,364	2,814	117,617
4420909000	Oth wood marquetry and inlaid, casket and similar articles of wood	32,646	353,785	76,959	889,005
4421100000	Clothes hangers of wood	85,101	642,118	388,913	2,616,908
4421901000	Spools, cops & bobbins, sewing threadreels and the like of wood	1,759	9,284	14,443	53,620
4421902000	Match splints	0	14,592	0	42,530
4421903000	Wooden pegs or pins for footwear	9,731	91,218	18,961	186,367
4421904000	Candy-sticks, ice-cream sticks & icecream spoons	108,993	1,418,921	139,040	1,540,832
4421907000	Fans & handscreens, frames & handles of wood	7,333	91,542	9,232	341,783
4421908000	Toothpicks of wood	94,778	695,943	56,463	522,919
4421909100	Horse and bullock gear of wood	0	7,798	0	40,218
4421909200	Prayer beads of wood	1,118	16,657	11,765	86,571
4421909900	Other wooden articles	122,606	1,159,651	309,875	3,188,982
4501100000	Natural cork, raw or simply prepared	128	4,922	10,538	70,830
4501900000	Waste cork; crushed, granulated or ground cork.	17,805	75,429	65,836	245,490
4502000000	Natural cork, debarked or roughly squared or in rectangular (includ square) blocks	218	25,289	10,816	43,601
4503100000	Corks and stoppers	229	12,931	10,112	73,176
4503900000	Other articles of natural cork.	22,948	156,090	42,010	420,087
4504100000	Blocks, plates, sheets & strip; tiles of any shape; of agglomerated cork	2,066	71,066	30,443	421,645
4504900000	Other articles of agglomerated cork	27,288	482,328	116,015	1,866,680
4601210000	Mats, matting and screens of vegetable materials of bamboo	13,095	195,067	14,578	257,781
4601220000	Mats, matting and screens of vegetable materials of rattan	197	12,070	5,354	40,874
4601290000	Oth mats, matting & screens of vegetable material	6,502	31,912	20,549	75,585
4601921000	Plaits and similar products of plaiting material of bamboo	0	22,096	0	40,249
4601929000	Other products of bamboo	6,081	12,565	9,263	30,425
4601939000	Other products of rattan	0	47	0	1,474
4601941000	Plaits and similar products of plaiting material of vegetable materials	74	74	551	551
4601949000	Other products of vegetable material	2,141	8,775	1,076	16,357
4601991000	Mats and matting of other material	0	45,230	0	203,600
4601992000	Plaits & similar products of plaiting of other material	0	24,306	0	65,386
4601999000	Screens of other material	1,834	66,125	22,496	320,895
4602110000	Basketwork, wickerwork & other articles, of vegetable material of bamboo	5,500	11,353	1,800	19,798
4602120000	Basketwork, wickerwork & other articles, of vegetable material of rattan	0	3,671	0	27,993
4602190000	Basketwork, wickerwork & other articles, of other vegetable material	0	15,744	0	66,583
4602900000	Basketwork, wickerwork & other articles, of other materials	1,781	49,213	1,354	337,211
4701000000	Mechanical wood pulp.	18,854,786	159,232,843	10,557,989	97,506,427
4702000000	Chemical wood pulp, dissolving grades.	38,605,832	380,622,166	44,114,425	402,794,165
4703110000	Chemical wood pulp, soda, oth than dissolving grades, unbleached, coniferous	2,915,610	34,548,499	2,072,348	24,361,006
4703210000	Chemical wood pulp, soda, oth than dissolving grades, bleached, coniferous	34,589,068	443,416,199	27,919,735	345,175,614
4703290000	Chemical wood pulp, soda, oth than dissolving grades, bleached, non coniferous	13,718,791	130,437,791	10,214,010	97,588,821
4704110000	Chemical wood pulp, sulphite, oth than dissolving grades, unbleached, coniferous	719	5,603,639	3,172	3,707,150
4704190000	Chemical wood pulp, sulphite, oth than dissolving grades, unbleached, non coniferous	0	8,401	0	33,500
4704210000	Chemical wood pulp, sulphite, oth than dissolving grades, bleached, coniferous	612,013	10,992,310	560,452	8,471,512
4704290000	Chemical wood pulp, sulphite, oth than dissolving grades, bleached, non coniferous	0	157,490	0	269,660
4705000000	Wood pulp obtained by a combination of mechanical & chemical pulping processes	5,936,457	68,592,723	3,269,312	43,108,020
4706100000	Cotton linters pulp	250,000	4,256,599	762,500	13,288,490
4706200000	Pulps of fibres derived from recovered (waste & scrap) paper or paperboard	20,574	419,514	45,277	426,099
4706300000	Pulps of fibres derived from recovered oth than bamboo	239	7,593	1,137	124,718
4706910000	Mechanical pulps of fibres derived from recovered paper or paperboard	3,350	4,800,718	23,953	3,764,697
4706920000	Chemical pulps of fibres derived from recovered paper or paperboard	526,069	8,053,901	551,950	9,164,492
4706930000	Semi chemical pulps of fibres derived from recovered paper or paperboard	0	51,840	0	185,536
4707100010	Unbleached kraft paper or paperboard for paper making purposes	122,160,786	1,473,913,291	28,951,482	316,282,876
4707100090	Unbleached kraft paper or paperboard for oth purposes	378	6,390	2,499	36,290
4707200010	Oth paper, bleached chemical pulp, not colored, for paper making purposes	4,018,069	100,528,934	1,493,498	37,262,476
4707200090	Oth paper, bleached chemical pulp, not colored, for oth purposes	1,330	11,012	3,093	41,132
4707300010	Paper made mainly of mechanical pulp for paper making purposes	48,023,649	689,622,308	11,947,303	165,342,332
4707300090	Paper made mainly of mechanical pulp for oth purposes	419	15,109	2,494	64,433
4707900010	Other paper, unsorted waste & scrap, for paper making purposes	12,274,730	148,362,202	2,543,340	27,406,542
4707900090	Other paper, unsorted waste & scrap, for oth purposes	60	2,494	773	25,254
4801001000	Newsprint, in rolls or sheets, weighing not more than 55 g/m2	102,727	3,312,801	40,095	1,851,756
4801009000	Newsprint, in rolls or sheets, weighing more than 55 g/m2	134,198	3,412,440	137,959	2,696,507
4802100000	Hand-made paper and paperboard	3,813	85,144	391,996	1,027,933
4802200000	Paper and paperboard of a kind used as for photo sensitive, heat-sensitive	44,040	523,126	124,738	1,502,672
4802400000	Wallpaper base	37,711	287,783	69,177	779,292
4802541000	Paper, no fibres used in manufacture of gypsum board computer cards, weight <40g/m2	0	129,934	0	144,000
4802549010	Aluminium base paper weighing <20g/m2 in rolls >15cm	21,716	1,438,968	32,031	1,615,434
4802549090	Oth carbonising base paper weighing <20g/m2 in rolls >15cm	5,845	6,915,932	24,532	3,859,471
4802552100	Fancy paper and paperboard, in rolls of width of <= 15 cm	3	6	444	544
4802552900	Fancy paper and paperboard, other than in roll of width of >15cm	566,964	2,349,245	519,630	1,957,906
4802559000	Paper, no fibres, for other purpose <40 weight <150 g/m, roll	307,570	11,727,840	619,820	14,049,070
4802562100	Fancy paper and paperboard, in rectangular = <36cm oth side = 15cm	2	273	2	1,539
4802562900	Oth fancy paper & paperboard	890	13,629	11,934	149,698
4802569000	Paper, no fibres, for other purpose <40 weight <150 g/m, sheet	9,268	1,693,370	34,382	1,556,666
4802570000	Other paper & paperboard, weight >40g/m2 and <= 150g/m2	651,144	5,422,148	650,272	5,469,750
4802582900	Fancy paper and paperboard, oth in roll width <= 15cm / in rectang sheet <36cm	96,783	274,158	113,138	284,717
4802589000	Oth paper, no fibres, for other purpose weight >150 g/m	1,679,387	11,580,588	502,241	6,924,416
4802611000	Paper, fibres >10%, aluminium paper, in rolls	0	14	0	257
4802612000	Paper, fibres >10%, for banknotes, manufacture of gypsum board, in rolls	0	142,584	0	132,491
4802619000	Paper, fibres >10%, oth aluminium paper, banknotes, printing, writing, in rolls	91,348	4,679,030	90,988	3,983,816
4802621000	Paper, fibres, aluminium paper base in sheets with 435 < one side <297mm	4,600	19,651	17,633	59,979
4802622000	Paper, fibres, banknotes, manufacture of gypsum board, in sheets 435 < one side <297 mm	17,201	17,201	49,165	49,165
4802629000	Oth paper, fibres, for other purpose, in sheets with 435 < one side <297mm	33,189	117,600	124,019	404,678

I.3. IMPOR MENURUT KOMODITI / IMPORT BY HS COMMODITY
 *** DESEMBER / DECEMBER 2010 ***

HS	Uraian Komoditi Commodity Description	Berat Bersih / Net Weight (Kg)		Nilai / Value C.I.F (US\$)	
		Bulan ini Current Month	Kumulatif Cum.Jan. to date	Bulan ini Current Month	Kumulatif Cum.Jan. to date
4802690000	Oth paper,fibres, for other not purpose,of fibres>10%, paper in roll	56,077	2,535,373	135,523	3,596,255
4803003000	Cellulosewadding not further worked thanbeing color,marble throughout the ma	1,184	153,725	19,661	537,348
4803009000	Oth cellulosa wading & tissue paper fortoilet/facial tissue stock&similar paper	172,457	2,247,460	615,336	6,492,599
4804111000	Kraftliner paper&paperboard,in rolls orsheets,unbleached	171	29,671	209	66,011
4804119000	Kraftliner paper&paperboard,in rolls orsheets,bleached	1,535,453	19,708,832	1,050,868	10,867,379
4804191000	Kraftliner paper&paperboard, oth thanof kind used in mnftr of gipsum boards	213	5,353	1,519	31,492
4804199000	Oth kraftliner paper&paperboard	2,412,056	19,593,151	1,790,895	13,241,813
4804211000	Sack kraft paper for making cement bagin rolls or sheets,unbleached	6,317,028	88,520,266	6,450,297	75,757,039
4804219100	Sack kraft paper for making cement bagin rolls or sheets,bleached	250,502	4,140,101	266,382	3,768,803
4804219900	Oth sack kraft paper for making cementbag in rolls or sheets,unbleached	190,462	2,379,309	176,318	2,090,107
4804291000	Composite papers, in rolls or sheets	0	143,733	0	94,849
4804299000	Oth composite papers, in rolls or sheets	237,152	3,334,417	179,514	2,509,308
4804311000	Elect grade insulating kraft paper,weighing 150 g/m,unbleached	26,162	1,355,561	398,737	4,147,927
4804313000	Wet strenght 40g to 60g, for plywoodadhesive tape,weigh 150g/m,unbleached	175,663	1,605,936	193,473	1,905,888
4804319000	Other kraft paper & wet strenghtweighing 150 g/m,unbleached	525,600	7,262,097	470,014	7,364,518
4804391000	Adhesive tape,40-60g,used in mnfact.weight <= 150g/m2,bleached	149,755	1,832,841	145,369	1,614,464
4804399000	Adhesive tape,40-60g,not used inmfnct.,weigh <= 150g/m2,bleached	142,216	2,244,977	154,317	2,390,553
4804411000	Elect grade insulating kraft paper,150<weighing< 225 g/m,unbleached	67	674,668	235	902,100
4804419000	Oth elect grade insulating kraft paper,150<weighing <225 g/m,unbleached	401,302	10,132,260	418,916	7,336,422
4804420000	Bleached uniformly throughout the mass&>95% wood fibres,150<weigh<225 g/n	0	162,582	0	273,042
4804490000	Other kraftpaper& paperboard150<weighing< 225 g/m	20,249	93,574	61,633	388,849
4804511000	Elect grade insulating kraft paper,presboard weighing >600g/m,unbleached	0	34,827	0	73,161
4804519000	Oth wet strenght 40g to 60g,for plywoodadhesive tape,weigh>225g/m,unbleach	52,552	2,660,673	85,089	1,555,335
4804521000	Bleached of kind used in the manufact ofgypsum boards	0	125,663	0	40,212
4804529000	Bleached oth of kind used in themnfrt of gypsum boards	147,483	1,317,285	238,733	2,500,477
4804590000	Other kraftpaper& paperboardweighing 225 g/m or more	33,972	376,978	89,753	1,049,882
4805110000	Uncoated paper&paperboard,semichemicalfluting paper,rolls or sheets	609,087	3,461,136	284,728	1,621,738
4805129000	Uncoated paper&paperboard,oth semichemical,straw flutingpaper,rolls,sheets	49,439	77,893	29,097	130,131
4805191000	Uncoated paper&paperboard,oth flutingpaper	165	655,383	50	797,035
4805199000	Oth uncoated paper and paperboard,in rolls or sheets	1,057,543	17,987,556	470,032	7,976,183
4805240000	Uncoated paper&paperboard,testlinerweighing 150 g/m2 or less	397,964	1,295,355	178,478	598,852
4805251000	Uncoated paper&paperboard, testlinerweighing >= 150 g/m2	0	297,502	0	162,041
4805259000	Uncoated paper&paperboard,testlineroth of weighing >= 150 g/m2	1,299,133	15,453,958	746,028	9,060,430
4805301000	Paper,sulphite wrapping paper,colored match wrapping paper	0	11,325	0	12,249
4805309000	Paper,sulphite wrapping paper,oth colored match wrapping paper	84,189	398,931	113,654	506,964
4805400000	Filter paper and paperboard	518,399	5,932,772	1,723,604	20,589,761
4805500000	Felt paper and paperboard	25,418	403,635	60,373	574,709
4805911000	Paper used as packing of flat glassproduct, resin<0,6%,wg<150g/m	16	955	610	13,398
4805919000	Uncoated paper&paperboard,oth blotting,&joss paper,weighing150g/m or less	51,471	1,708,467	73,879	1,716,355
4805921000	Multi-ply paper and paperboard of150<weighing<225g/m	68	392	5,303	9,888
4805929000	Uncoated paper&paperboardof oth 150<weighing<225g/m	1,070,543	11,626,245	616,186	6,442,286
4805931000	Multi-ply paper and paperboardof weighing > 225g/m2	128,165	988,515	98,898	635,050
4805939000	Uncoated paper&paperboard,of other weighing > 225g/m2	838,385	8,524,995	470,372	6,023,693
4806100000	Vegetable parchment	37,718	783,222	95,996	2,033,476
4806200000	Greaseproof papers	100,636	982,064	246,597	1,702,470
4806300000	Tracing papers	19,934	168,283	57,791	379,142
4806400000	Glassine and other glazed transparentor translucent papers	579,508	7,413,888	873,987	10,884,159
4807000000	Composite paper and paperboard notsurface-coated or impregnated	1,133,747	11,609,008	882,016	7,469,147
4808100000	Corrugated paper&paperboard,whether ornot perforated,in rolls or sheets	282,197	3,970,117	373,848	3,715,644
4808200000	Sack kraftpaper,creped,crinkled,whether,not embossed or perforat,rolls or sheet	11,540	118,927	77,500	696,605
4808300000	Oth kraftpaper,creped or crinkle,whetheror not embossed or perforated	66,079	688,811	88,667	939,872
4808901000	Paper&paperboard,embossed paperfancypaper used printing,cover,lining	277	225,096	3,080	358,175
4808909000	Paper&paperboard,oth embossedfancypaper used printing,cover,lining	146,594	1,117,378	202,484	2,520,660
4809200000	Self-copy paper	15,862	279,799	26,711	506,203
4809900000	Other self-copy paper	184,258	2,814,376	382,058	5,236,545
4810134000	Paper&paperboard for photo,heat,elect.in rolls papers of width <15cm	0	80,760	0	91,266
4810135000	Paper&paperboard for photo,heat,elect.in rolls papers of oth width <15cm	242	4,405	1,422	9,428
4810139010	Banknotes paper, in rollof a width <= 15 cm	151,752	5,666,545	2,591,921	59,123,033
4810139090	Oth coated writing and printing paperbanknotes paper,in rolls	1,823,632	17,043,029	1,778,625	16,647,360
4810145000	Paper&paperboard for photo,heat,elect.sensitive 297<one side<435mm,in sheet	0	301	0	673
4810146000	Paper&paperboard for photo,heat,elect.of width < 15cm	116	29,499	913	292,251
4810149090	Oth coated writing &printing paperbanknotes paper,in sheets	41	69,862	207	178,230
4810190010	Other Banknotes paper	0	722,616	0	6,016,554
4810190090	Oth banknotes paper,coated writing&printing paper, one side>435mm	135,102	4,937,708	459,657	8,704,858
4810223000	Paper&paperboard for photo,heat,elect.sensitive,light weight coated paper	43,259	366,264	46,287	382,769
4810224000	Paper&paperboard, oth in rollof a width 15cm<one side<36cm,unfolded	0	16,543	0	26,189
4810229000	Oth aluminium paper base, light-weigtcoated paper	1,034,880	12,670,425	987,489	17,940,094
4810294000	Oth paper&paperboard for photo,heat,elect oth light weight coated paper	0	1,020	0	2,732
4810295000	Oth paper&paperboard, oth in rollof a width 15cm<one side<36cm,unfolded	0	146,921	0	197,938
4810299000	Oth aluminium paper base and artpaper oth light weight coated paper	1,113,979	9,247,296	1,237,068	10,496,680
4810312000	Kraftpaper,for separate batery plate,width<=15cm,15cm<side>36cm,bleached	0	46	0	408
4810313000	Kraftpaper,for separate batery plate,width<=15cm,15cm<side>36cm,unbleached	323	1,353	308	2,107
4810319000	Kraft paper,paperboard, not for writing,printing, other grafic purp, <=150 g/m2	73,129	837,349	31,973	362,825
4810322000	Paper & paperboard,bleached,in rollswidth<=15cm,side<=36cm,weight>=150g/r	0	50,185	0	59,829
4810329000	Kraft paper,paperboard, not for writing,printing, other grafic purp, >150 g/m2	1,191,223	9,894,370	1,180,373	9,710,187
4810392000	Paper as interleaf mtrl in proc batteryroll < 15cm, rect < 15 x 36 cm2	7,068	275,377	10,052	1,775,608
4810393000	Oth kraft paper, roll < 15 cm, rectang< 15 x 36 cm2	0	12	0	112
4810399000	Kraft paper and paperboard in other size	102,862	1,722,910	114,280	1,849,740
4810921000	Gray backboard, multi ply	31,594	4,057,787	44,581	2,833,195
4810923000	Paper colored for computer card,oth multi ply	854	251,496	4,968	316,962
4810929000	Oth paper colored for computercard & gray backboard, multi ply	483,194	12,816,306	457,841	9,453,552
4810992000	Oth paper and paperboardof multi ply	0	5,374	0	27,525
4810999000	Oth paper colored for computer card,oth multi ply	149,347	4,247,884	256,799	5,032,594

I.3. IMPOR MENURUT KOMODITI / IMPORT BY HS COMMODITY
 *** DESEMBER / DECEMBER 2010 ***

HS	Uraian Komoditi Commodity Description	Berat Bersih / Net Weight (Kg)		Nilai / Value C.I.F (US\$)	
		Bulan ini Current Month	Kumulatif Cum.Jan. to date	Bulan ini Current Month	Kumulatif Cum.Jan. to date
4811101000	Tarred, bituminised/asphalted paper & paperboard, in roll <15cm, rect<15x36cm:	77,839	368,968	123,264	1,393,182
4811109000	Tarred, bituminised/asphalted paper & paperboard, in other size	365,194	2,705,313	442,904	4,281,257
4811411000	Gummed or adhesive paper&paperboard,self-adhesive	204,251	2,167,459	650,165	7,274,768
4811419000	Gummed or adhesive paper&paperboard,oth self-adhesive	660,052	8,487,860	1,954,641	20,922,258
4811491000	Oth gummed or adhesive paper&paperboardself-adhesive	4,864	173,227	110,453	1,464,267
4811499000	Oth gummed or adhesive paper&paperboardoth self-adhesive	243,180	2,872,453	453,169	5,476,173
4811511000	Paper coated,impregnated or coveredwith plastic, bleached,wg>150g/m	0	174,523	0	276,694
4811512000	Paper coated,impregnated or coveredoth in sheets 15<oneside<36cm unfolded	56	43,074	818	66,947
4811519000	Paper coated,impregnated or coveredwith plastic, unbleached,wg>150g/m	1,248,958	11,643,295	1,955,468	17,365,608
4811591000	Paper coated,impregnated or coveredoth for mnftr of papercup bottoms	104,119	590,476	317,798	3,035,523
4811592000	Oth paper coated,impregnated or coveredand with a lining of aluminium foil	766,149	13,976,358	3,823,490	51,228,950
4811593000	Oth paper coated,impregnated or coveredoth in sheets 15<oneside<36cm unfold	23	1,745	100	5,141
4811599000	Oth paper coated,impregnated or coveredwith plastic,oth bleached,wg>150g/m	613,476	6,776,557	1,812,266	19,957,860
4811601000	Paper coated,impregnated or coveredwith wax,paraffin,stearin,oil,glycerol	304	24,740	12,669	225,845
4811609000	Paper coated,impregnated or coveredwith oth wax,paraff,stearin,oil,glycerol	80,042	1,192,468	148,374	1,551,998
4811903000	Oth paper, paperboard,cellulose waddingweb of cell fibr roll<15cm,rect<15x36cm	0	17,087	0	71,329
4811909000	Oth paper, paperboard,cellulose waddingweb of cell fibres other size	940,474	11,890,073	2,740,308	33,505,011
4812000000	Filter blocks,slabs&plates,of paperpulp	33,039	197,215	303,771	1,203,380
4813100000	Cigarette paper,in the formof booklets or tubes	154,281	1,244,571	833,066	6,760,241
4813200000	Cigarette paper,in the form in rolls ofa width not exceeding 5 cm	171,221	2,916,112	704,689	11,258,494
4813900000	Cigarette paper,oth in the of booklets,tubes & in rolls	518,013	7,608,199	2,562,365	27,646,860
4814100000	Wallpaper&similar wall coverings,"ingrain" paper	24	741	632	5,605
4814200000	Wallpaper&similar wall coverings,the face side,with a grained,embossed,	119,136	1,501,247	166,062	2,932,845
4814900000	Wallpaper&similar wall coverings,oth with transparant protective plastics	247,723	2,910,295	786,288	7,604,077
4816200000	Self-copy paper (other than of 48.09)	363	65,009	4,007	189,961
4816900000	Other heat transfer paper & offsetplates of paper	120,578	1,452,470	454,760	4,166,444
4817100000	Envelopes	38,181	298,173	273,594	2,424,111
4817200000	Letter cards,plain postcards andcorrespondence cards	10,935	155,503	28,542	421,770
4817300000	Boxes,pouches,wallets & writingcompendiums,of paper or paperboard,	27,039	315,282	89,979	1,352,724
4818100000	Toilet paper	49,024	828,235	139,188	1,058,285
4818200000	Handkerchiefs,cleanings or facialtissues & towels	118,111	1,176,951	317,704	3,872,836
4818300000	Tablecloths and serviettes	4,722	61,561	35,594	380,358
4818401100	Napkins & napkin liners for babies &similar sanitary articles	1,711,369	12,993,480	5,898,599	43,672,448
4818401900	Oth napkins & napkin liners for babies &similar sanitary articles	943,440	8,779,633	2,600,135	25,985,897
4818402000	Sanitary towels,tampons & similararticles	968,075	15,455,583	3,990,852	56,526,313
4818500000	Articles of apparel & clothing,surgical face masks	65,860	325,294	1,024,074	4,486,334
4818900000	Oth articles of apparel & clothing,oth surgical face masks	182,224	1,404,199	411,903	3,572,976
4819100000	Cartons,boxes & cases, of corrugatedpaper or paperboard	2,192,183	17,910,457	4,445,312	33,983,846
4819200000	Boxes, of non corrugated paper & paperboard	1,713,305	18,119,105	5,907,932	63,339,960
4819300000	Sacks&bags,base of a width>40cmfor cement or fertizer packing	325,953	2,486,492	438,025	4,140,704
4819400000	Other sacks and bags, including cones	224,310	1,610,236	884,083	5,625,009
4819500000	Other packing containers,includ recordsleeves	217,944	1,970,357	1,370,984	9,254,587
4819600000	Box files,letter trays,storage boxes&similar articles,used in offices,shops	575,279	2,769,029	408,155	5,031,427
4820100000	Registers,account books,note books,receipt books,&similar articles	50,002	637,928	254,823	2,553,320
4820200000	Exercise books	23,914	310,789	35,821	697,417
4820300000	Binders(other than book covers),folders&file covers	7,901	92,375	38,066	381,310
4820400000	Manifold business forms& interleavedcarbon sets	4,955	44,953	11,070	172,425
4820500000	Albums for samples or for collections	27,958	131,288	127,444	519,835
4820900000	Other exercise book,binders,manifold,albums	22,155	419,468	82,850	1,242,225
4821101000	Printed,labels that form of packing forjewellery,small objects & the like	119,464	1,426,544	1,686,365	16,855,868
4821109000	Printed,oth labels that form of packingfor jewellery,small objects & the like	508,077	4,699,818	6,650,679	55,981,792
4821901000	Oth printed,labels that form of packingfor jewellery,small objects & the like	17,423	183,153	343,311	2,449,225
4821909000	Oth printed,oth label that form of packfor jewellery,small objects & the like	238,981	2,174,411	1,757,700	18,797,574
4822100000	Bobbins,spools,cops&similar of pulpo of a kind used for winding textile yarn	11,324	184,505	19,715	383,263
4822900000	Bobbins,spools,cops&similar of pulpoth of a kind used for wind textile yarn	155,145	1,241,948	851,128	4,219,375
4823200000	Filter paper in rolls or sheets	605,684	5,524,032	1,852,923	14,784,550
4823401000	Cardiograph recording paper	1,824	12,173	21,119	120,190
4823409000	Oth paper for self recording for otherapparatus	53,341	497,713	236,545	2,523,376
4823610000	Trays,dishes,plates,cups&the like,ofpaper or paperboard of bamboo	0	3	0	34
4823690000	Trays,dishes,plates,cups&the like,ofpaper or paperboard of oth than bamboo	31,348	410,600	76,629	1,402,586
4823700000	Gaskets and washers,moulded orpressed artcles of paper pulp	36,208	336,718	614,109	2,841,788
4823901000	Other paper, cocooning frames forsilk-worms	21	77,432	626	500,884
4823902000	Sterilization indicators,not gummed,cocooning frames for silk-worms	0	14,685	0	42,830
4823903000	Cup stock board (l.e. polyethylene (pe)in rels of width of less than 10 cm	23,008	205,614	24,596	310,869
4823904000	Telegraph or teleprinter paper in strip or rolls	12	2,714	489	36,794
4823905000	Display cards for jewellery/for smallobjects of personal adornment	0	477	0	3,057
4823906000	Punched jacquard cards	22	237	527	3,074
4823907000	Fans&handsscreens,with paper mounts or leaves&frames of any materials	5,345	21,639	12,917	46,474
4823909000	Other,cut to size/shape,other than instrips, rolls or sheets	295,437	5,095,100	1,122,455	17,881,602
4901100000	Print books in official language of impctry for educations, in single sheet	6,471	1,005,146	90,684	4,756,824
4901910000	Dictionaries,wholly/essentially in theofficial language of the import country	1,500	63,330	9,400	260,639
4901991000	Oth educational,wholly/essential in theofficial language of the import country	72,360	540,219	514,453	4,553,738
4901999000	Oth educational,oth wholly/essential inofficial language of the import country	209,591	1,945,886	1,588,849	17,294,322
4902100000	Newspapers,journals & periodicalsappearing at least four times a week	0	3,314	0	75,902
4902900000	Oth newspapers, journals and periodicals	10,291	136,140	62,892	797,917
4903000000	Childrens picture,drawing or coloringbooks.	1,381	51,675	16,094	274,555
4904000000	Music,printed or in manuscript,whetheror not bound or illustrated.	3,213	28,507	66,425	645,627
4905100000	Maps&hydrographic or similar charts ofall kinds,globes	25	61,333	60	565,588
4905910000	Maps&hydrographic or similar charts ofall kinds,in book form	58	248	264	4,020
4905990000	Maps&hydrographic or similar charts ofall kinds,in other form	259	3,494	4,703	47,900
4906001000	Plans&drawings,including photograhicreproduct&carbon copies of plans&draw	130	2,836	1,770	139,089
4906009000	Plans & drawings, being originals drawnby hand, hand-written texts	6,370	24,382	75,470	242,481
4907001000	Banknotes, being legal tender	0	61	0	970

I.3. IMPOR MENURUT KOMODITI / IMPORT BY HS COMMODITY
 *** DESEMBER / DECEMBER 2010 ***

HS	Uraian Komoditi Commodity Description	Berat Bersih / Net Weight (Kg)		Nilai / Value C.I.F (US\$)	
		Bulan ini Current Month	Kumulatif Cum.Jan. to date	Bulan ini Current Month	Kumulatif Cum.Jan. to date
4907002000	Unused postage stamps	628	3,696	10,353	1,117,390
4907004000	Stock,share/bond certificates&similar documents of title; cheque forms	1,001	1,155	986	31,999
4907009000	Other banknotes,unused postage,venue,stock,share & the like	511	5,449	31,465	554,073
4908100000	Transfers (decalcomanias), vitrifiable	56,910	362,903	670,291	5,004,255
4908900000	Oth than transfers (decalcomanias),vitrifiable	35,732	236,748	503,595	3,418,865
4909000000	Printed/illustrated postcards, cardgreetings, messages/the like	761	26,704	3,323	99,736
4910000000	Calendars of any kind,printed,includingcalendar blocks.	29,934	153,629	143,467	502,052
4911100000	Trade advertising material, commercialcatalogues & the like	48,275	524,511	468,434	4,168,543
4911912000	Printedmatter,wall pictures&diagram forinstruct purposes;designs&photograph	1,341	11,749	20,466	100,440
4911913000	Printed matter,oth printed picturesand photographs	1,682	11,112	23,061	103,266
4911919000	Printed matter,oth anatomical&botanicaldiagram & wall picture	3,705	97,176	43,936	710,331
4911991000	Printed card for jewellery,small objectperson adornment,carried in the pocket	34	7,730	1,501	46,312
4911992000	Printed stickers for explosives	7	262	334	6,423
4911999000	Oth printed matter, oth printed sticker& printed card	46,411	367,489	348,987	3,919,651
5001000000	Silkworm cocoons suitable for reeling.	0	4,384	0	16,693
5002000000	Raw silk (not thrown).	0	7,390	0	202,209
5004000000	Silk yarn(oth than yarn spun fromsilk waste) not put up for retail sale.	33,931	246,479	93,946	1,056,096
5005000000	Yarn spun from silk waste,not put upfor retail sale.	4,133	32,879	13,820	173,778
5006000000	Silk yarn & yarn spun from silk waste,put up for retail sale;silk-worm gut.	0	138,595	0	151,325
5007100010	Fabrics of noil silk,bleached/unbleached	80	3,823	7,671	117,193
5007100090	Fabrics of noil silk, oth than bleached/unbleached	1,459	54,230	18,742	521,129
5007200010	Oth fabrics,silk/silk waste >85%,oth than noil silk,bleached/unbleached	5,390	106,953	34,582	1,363,912
5007200090	Oth fabrics,silk/silk waste >85%,oth than noil silk,oth bleach/unbleach	24,392	75,590	296,819	1,081,547
5007900010	Oth fabrics,silk/silk waste < 85%,oth than noil silk,bleached/unbleached	1,568	3,547	3,747	78,217
5007900090	Oth fabrics,silk/silk waste < 85%,oth than noil silk,oth bleach/unbleach	18,556	126,514	448,428	2,083,302
5101110000	Shorn wool, not carded/combed,greasy, including fleece-washed wool	0	1,653	0	16,042
5101190000	Oth shorn wool, not carded/combed,greasy, including fleece-washed wool	673	14,610	7,360	65,759
5101210000	Shorn wool, not carded/combed,degreased, not carbonised	0	116,409	0	248,227
5101290000	Oth shorn wool, not carded/combed,degreased, not carbonised	0	59,887	0	140,323
5101300000	Wool, not carded/combed, carbonised	0	24,524	0	170,288
5102190000	Fine animal hair,not carded/combedoth of kashmir (cashmere) goats	0	195	0	1,430
5102200000	Coarse animal hair,not carded/combed	0	189	0	450
5103200000	Oth waste of wool/of fine animal hairincl yarnwaste but excl garnettstock	0	7	0	10
5105100000	Carded wool	0	52,215	0	370,400
5105290000	Combed wool not in fragments	116,551	1,245,218	1,061,878	11,807,414
5105390000	Other fine animal hair, carded/combed	0	14,044	0	154,684
5106100000	Yarn,carded, wool > 85% by weightnot put up for retail sale	0	29,495	0	298,081
5106200000	Yarn,carded, wool < 85% by weightnot put up for retail sale	0	62,964	0	525,401
5107100000	Yarn,combed, wool > 85% by weightnot put up for retail sale	0	23,661	0	151,476
5107200000	Yarn,combed, wool < 85% by weightnot put up for retail sale	464	21,075	10,271	298,885
5108200000	Yarn of fine animal hair not put upfor retail sale., combed	0	39	0	3,404
5109100000	Yarn,wool/animal hair > 85%, for retail sale	1,862	4,397	823	224,698
5109900000	Yarn,wool/animal hair < 85%, for retail sale	0	1,393	0	21,573
5110000000	Yarn,coarse animal hair/of horsehairwether not put up for retail sale	0	77	0	1,544
5111110000	Woven fabric,carded,wool/animal hair>85%, weight < 300 g/m	58,013	308,970	1,621,849	7,897,217
5111190000	Woven fabric,carded,wool/animal hair>85%, weight > 300 g/m	19	97,808	715	706,771
5111200000	Woven fabric,carded, wool/animal hairmix. mainly w/made filament	255	2,481	4,365	51,657
5111300000	Woven fabric,carded, wool/animal hairmix. mainly w/made stapel	9,108	196,417	11,213	1,738,757
5111900000	Woven fabric,carded, wool/animal hairroth mixed	52	23,901	2,244	653,607
5112110000	Woven fabrics,combed wool/animal hair>85%, weight < 200 g/m	1,481	30,044	36,806	727,423
5112190000	Woven fabrics,combed wool/animal hair>85%, oth weight > 200 g/m	94,366	914,551	2,532,997	23,481,486
5112200000	Woven fabrics,combed wool/animal hairmix. mainly w/made filament	13,304	177,030	310,995	2,686,040
5112300000	Woven fabrics,combed wool/animal hairmix. mainly w/made stapel	54,706	330,452	969,848	6,073,945
5112900000	Woven fabrics,combed wool/animal hairroth mixed	35,667	344,894	676,399	6,114,069
5113000000	Woven fabrics of coarse animal hair/of horsehair	2	88	10	2,075
5201000000	Cotton, not carded/combed.	53,006,985	613,036,077	123,624,320	1,148,390,585
5202100000	Cotton waste,yarn waste	0	318,665	0	649,441
5202910000	Cotton waste,garnetted stock	0	920	0	8,334
5202990000	Oth yarn waste & garnetted stock	470	145,500	5,628	189,795
5203000000	Cotton, carded/combed.	106,537	757,250	154,353	2,107,706
5204110000	Cotton sewing thread,not for salecont 85%/more by weight of cotton	155,786	1,185,338	258,725	2,428,360
5204190000	Cotton sewing thread,not for retail saleoth cont 85%/more of cotton	93,181	621,947	715,754	4,253,683
5204200000	Cotton sewing thread, for retail sale	36,469	247,228	51,766	353,918
5205110000	Single yarn,of uncombed fibres measur714.29 decitex/more, cotton>85%	557,672	6,307,065	1,936,079	17,538,042
5205120000	Single yarn,of uncombed fibres232<measuring<714.29dec,cotton>85%	281,573	3,779,661	1,133,266	11,396,020
5205130000	Single yarn,of uncombed fibres192.31<measuring<232.56 dec,cotton>85%	9,297	226,186	40,696	784,763
5205140000	Single yarn,of uncombed fibres125<measuring<192.31dec,cotton>85%	10,923	304,778	67,310	1,951,550
5205150000	Single yarn,of uncombed fibres measuring<125dec (>80metric number),cotton>85%	0	31,330	0	201,245
5205210000	Single yarn,of combed fibresmeasuring 714.29dec/more,cotton>85%	33,983	651,752	152,928	2,500,225
5205220000	Single yarn,of combed fibres232.56<measuring<714.29dec,cotton>85%	252,649	2,107,834	1,113,513	6,031,152
5205230000	Single yarn,of combed fibres192.31<measuring<232.56dec,cotton>85%	235,311	898,857	1,100,249	3,960,137
5205240000	Single yarn,of combed fibres125<measuring<192.31dec,cotton>85%	223,940	1,032,021	1,309,244	4,629,702
5205260000	Single yarn,of combed fibres106.38<measuring<125dec,cotton>85%	6,713	145,923	45,315	771,935
5205270000	Single yarn,of combed fibres83.33<measuring<106.38 dec,cotton>85%	0	19,472	0	112,516
5205280000	Single yarn,of combed fibres measuring<83.33 decitex (>120metric),cotton>85%	12	238	126	2,132
5205310000	Cable yarn,of uncombed fibres persingle yarn 14.29dec/more,cott>85%	25,406	220,950	59,108	776,156
5205320000	Cable yarn,of uncombed fibres persingle yarn 232.56<measur<714,29,cott>85%	14,870	543,962	75,214	2,028,591
5205330000	Cable yarn,of uncombed fibre per single yarn192.31<measuring<232.56,cott>85%	107	9,120	3,600	66,494
5205340000	Cable yarn,of uncombed fibre per single yarn125<measuring<192,3,cott>85%	0	3,037	0	16,142
5205350000	Cable yarn,of uncombed fibres persingle yarn<125 (>80 metric), cotton>85%	0	32,074	0	199,597
5205410000	Cable yarn,of combed per single yarn714.29 decitex/more(<14metric),cott>85%	0	2,329	0	20,644
5205420000	Cable yarn,of combed per single yarn232.56<measuring<714.29dec,cotton>85%	117,122	570,335	461,484	1,899,113
5205430000	Cable yarn,of combed per single yarn192.31<measuring<232.56dec,cotton>85%	0	11,589	0	45,661

I.3. IMPOR MENURUT KOMODITI / IMPORT BY HS COMMODITY
 *** DESEMBER / DECEMBER 2010 ***

HS	Uraian Komoditi Commodity Description	Berat Bersih / Net Weight (Kg)		Nilai / Value C.I.F (US\$)	
		Bulan ini Current Month	Kumulatif Cum.Jan. to date	Bulan ini Current Month	Kumulatif Cum.Jan. to date
5205440000	Cable yarn,of combed per single yarn125<measuring<192.31dec,cotton>85%	16,480	211,059	136,887	1,835,046
5205470000	Cable yarn,of combed per single yarn83.33<measuring<106,38dec,cotton>85%	0	44,260	0	461,711
5205480000	Cable yarn,of combed per single yarn<83,33decitex(>120metric),cotton>85%	395	124,489	11,452	741,831
5206110000	Single yarn of uncombed fibres, 714,29or more (<14 metric),cotton<85%	18,388	507,659	22,524	2,418,267
5206120000	Single yarn of uncombed fibres,232<measuring<714.29dec,cotton<85%	147,135	650,434	494,158	1,833,586
5206140000	Single yarn of uncombed fibres,125<measuring<192.31dec,cotton<85%	0	28,379	0	159,945
5206150000	Single yarn of uncombed fibres,<125dec(exceeding 80 metric),cotton<85%	0	22,815	0	110,120
5206220000	Single yarn, of combed fibres,232.56<measure<714.29 dec,cotton<85%	19,505	79,973	86,000	272,565
5206230000	Single yarn, of combed fibres,192.31<measuring<232.56dec,cotton<85%	33,031	79,589	162,061	318,648
5206240000	Single yarn, of combed fibres125<mesuring<192.31 dec	89,390	181,967	513,009	1,000,667
5206250000	Single yarn,of combed fibres measuring<125 decitex (> 80 metric number)	0	514	0	3,060
5206320000	Cabledyarn,of uncombed persingle yarn232.56<measuring<714.29dec	7	142,054	14	1,031,674
5206410000	Cable yarn,of combed fibres measuringper single yarn 714.29 decitex/more	0	17,932	0	76,090
5206420000	Cable yarn,of combed fibres persingle yarn 232.56<measuring<714,29 decitex	0	1,071	0	15,385
5206430000	Cable yarn,of combed fibres persingle yarn 192.31<measuring< 232.56decitex	7	600	67	5,650
5206440000	Cable yarn,of combed fibres persingle yarn 125<measuring<192,31decitex	0	62,118	0	539,111
5206450000	Cable yarn,of combed fibres measuringper single yarn<125decitex (>80 metric)	0	1,011	0	13,211
5207100000	Cotton yarn(oth than sewing thread) putcont 85%/more by weight of cotton	48,966	207,817	310,009	1,097,400
5207900000	Cotton yarn sewing thread put upcont 85%/more by weight of cotton	2,786	126,324	39,279	662,395
5208110000	Unbleached plain weave, weight >=85% ofcotton, weighing <= 100 g/m	402,227	3,521,589	3,572,999	25,461,230
5208120000	Unbleached plain weave >=85% of cotton,weighing > 100 g/m	255,381	2,804,179	2,000,137	19,844,010
5208130000	Unbleached 3-thread/4-thread twill,incl. cross twill >=85% of cotton	41,500	216,834	295,265	1,763,497
5208190000	Other unbleached fabrics>=85% of cottonweighing <= 200 g/m	489,396	8,002,903	6,013,667	79,749,204
5208210000	Absorbent fabric bleached for surgicaluse, cotton >=85%, weighing <=200 g/m	304,218	2,586,049	2,638,472	18,517,462
5208220000	Bleached plain weave, weighing > 100g/m	132,976	957,183	1,399,112	10,130,704
5208230000	Bleached 3-thread/4-thread twill, inccross twill >=85% of cotton	28,416	624,756	259,649	3,798,436
5208290000	Other bleached fabrics >85% of cottonweighing <= 200 g/m	755,947	5,436,104	6,064,426	42,681,705
5208310010	Plain weave dyed; voile/chemi voileweighing < 100 g/m	24,679	180,250	494,343	2,727,378
5208310020	Cambrics dyed weighing < 100 m/gweighing < 100 g/m	17	179,432	120	1,860,287
5208310030	Other garments matter weighing < 100 m/g	34,294	323,395	491,772	4,460,124
5208310090	Other dyed fabrics weighing < 100 m/g	179,869	2,998,599	1,962,841	21,604,199
5208320000	Plain weave dyed, weighing > 100 g/m	1,001,383	7,713,445	10,964,552	83,574,462
5208330000	3-thread/4-thread twill dyed,including twill	36,569	327,348	475,684	3,324,449
5208390000	Other dyed fabrics >85% weighing < 200 m	124,237	1,703,402	1,486,912	14,188,928
5208410010	String fabrics plain weave of differentcolor , weight <= 100 m/g	113	17,179	1,913	220,984
5208410090	Other plain weave of different color,weight <= 100 m/g	84,835	418,582	841,153	4,016,083
5208420010	String fabrics of different colorweighing > 100 g/m	15,472	373,993	174,009	4,463,048
5208420090	Plain weave other than string fabrics ofcolor, weighing > 100 g/m	889,152	8,589,941	12,661,163	105,716,249
5208430000	Diff. colour, 3 or 4-thread twill, wovenfabrics, 85% cotton,weight>200g/m2	149,978	1,001,865	1,526,725	8,829,070
5208490000	Other fabrics of different color	141,174	686,016	933,705	5,428,273
5208510000	Plain weave printed of different color,<= 100 m/g	102,742	531,779	1,071,528	5,174,374
5208520000	Plain weave printed of different color,> 100 m/g	30,906	270,340	482,321	3,492,971
5208590000	Other fabrics printed of differentcolor	55,261	604,854	528,057	4,090,971
5209110000	Plain weave unbleached cont.>=85% ofcotton, weight >200 g/m	224,016	1,990,059	2,337,408	17,794,250
5209120000	3-thread/4-thread twill unbleached,cont.85% of cotton, weight > g/m	1,973	66,171	21,574	694,649
5209190000	Other fabrics unbleached con.85% ofcotton, weight > 200 g/m	687,667	7,918,029	6,127,961	65,487,902
5209210000	Plain weave unbleached , cont.85% ofcotton, weight > 200 g/m	411	337,081	1,942	2,528,881
5209220000	Bleached, 3 or 4-thread twill, wovenfabrics, 85% cotton,weight>200g/m2	741	9,196	7,022	63,595
5209290000	Other fabrics unbleached. cont.85% ofcotton, weight>200 g/m	193,347	1,858,564	2,113,793	14,304,028
5209310000	Plain weave dyed, cont.85% of cotton,weight > 200 g/m	363,377	4,209,808	3,281,513	34,409,209
5209320000	Dyed, 3 or 4-thread twill, incl. twillcont.85% of cotton, weight>200g/m	404,749	4,746,861	3,753,958	41,657,078
5209390000	Other fabrics dyed, cont.85% of cottonweight > 200 g/m	385,601	3,951,495	3,777,925	31,553,649
5209410000	Plain weave of yarns of diff color,cont 85% of cotton, wght>200 g/m	41,082	377,560	487,354	2,913,651
5209420000	Denim of yarns diff color, cotton>85%,weight > 200 g/m	418,677	5,244,291	2,255,005	25,286,042
5209430000	Oth fabrics of 3-thread /4-threadcont 85% of cotton, wght>200 g/m	721	306,091	7,885	2,061,371
5209490000	Other fabrics of yarns diff colorscont 85% of cotton, wght>200 g/m	191,844	2,291,007	1,777,483	19,008,228
5209510000	Printed plain weave, cont.85% of cottonweight > 200 g/m	0	3,984	0	32,754
5209520000	Oth.thn plain weave 3 or 4-thread twill,printed, 85% of cotton, wght>200 g/m	20,764	141,625	434,297	1,749,210
5209590000	Other printed fabric cont.85% of cottonweight > 200 g/m	14,786	168,924	245,378	1,806,080
5210110000	Unbleached plain weave, cont. <85% ofcotton, mixed with m-m-f weight<=200g/	605,635	8,718,967	5,329,437	57,495,932
5210190000	Oth unbleached fabrics, cont.<85%mixed with m-m-f weight<=200g/m	355,950	2,641,950	3,307,183	24,023,709
5210210000	Bleached plain weave cont.<85% ofcotton, mixed with m-m-f weight<=200g/m	17,578	149,815	183,063	1,423,512
5210290000	Oth bleached fabrics, cont.<85% ofcotton, mixed with m-m-f weight<=200g/m	22,607	825,415	375,163	5,941,391
5210310000	Dyed plain weave cont. <85% ofcotton, mixed with mmf weight<=200g/m	257,464	2,865,457	3,409,348	30,964,912
5210320000	3-thrd/4-thrd twill, incl.twill<85%of cotton, mix w/m-m-f weight<=200g/m	53,583	431,478	373,830	3,718,084
5210390000	Other dyed fabrics cont. <85% ofcotton, mixed with m-m-f weight<=200g/m	96,841	630,859	1,086,282	8,755,696
5210410010	String fabrics of yarns of diff color<85%of cotton, with mmf weight<=200g/m	2	8,290	14	665,906
5210410090	Plain weave other than string fabrics<85% of cotton, with mmf weight<=200g/m	54,120	587,181	558,372	6,174,332
5210490000	Oth fabrics of diff color cont.<85% ofcotton, mixed with mmf weight<=200g/m	32,382	986,087	155,904	4,208,352
5210510000	Printed plain weave cont.<85% ofcotton,mixed with mmf weight<=200g/m	1,252	22,916	17,560	105,462
5210590000	Other printed fabrics cont.85% ofcotton, mixed with mmf weight<=200g/m	71,274	1,370,986	702,673	10,233,946
5211110000	Unbleached plain weave, cont. <85% ofcotton, mixed with m-m-f weight>200g/n	6,818	48,763	81,615	492,750
5211120000	3-thread/4-thread twill unbleachd,inctwill<85% of cotton w/mmff weight>200g/r	0	33,059	0	181,841
5211190000	Oth unbleached fabrics, cont.<85%mixed with m-m-f weight>200g/m	429,522	2,651,266	4,079,918	20,702,017
5211200000	Bleached plain weave cont.<85% ofcotton, mixed with m-m-f weight>200g/m	9,098	716,970	234,496	6,290,893
5211310000	Dyed plain weave cont. <85% ofcotton, mixed with m-m-f weight>200g/m	81,474	739,376	729,446	6,118,131
5211320000	3-thrd/4-thrd twill, incl.twill<85%of cotton, mix w/m-m-f weight>200g/m	3,737	116,859	40,504	913,937
5211390000	Other dyed fabrics cont. <85% ofcotton, mixed with m-m-f weight>200g/m	219,137	2,717,786	926,897	12,669,247
5211410010	String fbrcs of yarn of diff color<85%of cotton, mixed with mmf weight>200g/m	2,667	4,604	19,011	37,965
5211410090	Yarns of diff clour oth than string fab<85% of cotton, mxd w/mmff>200 g/m	1,600	184,805	8,181	637,831
5211420000	Denim of yarns diff color, cotton<85%,mix wth man-made fibr weight>200g/m	244,706	2,613,670	600,654	5,930,824
5211430000	Oth fabrics of 3-thread/4-thrd<85%ofcotton, mixed with mmf weight>200g/m	0	20,973	0	27,173
5211490000	Oth fabrics of diff color cont.<85% ofcotton, mixed with mmf weight>200g/m	3,433	28,063	17,171	173,888

I.3. IMPOR MENURUT KOMODITI / IMPORT BY HS COMMODITY
 *** DESEMBER / DECEMBER 2010 ***

HS	Uraian Komoditi Commodity Description	Berat Bersih / Net Weight (Kg)		Nilai / Value C.I.F (US\$)	
		Bulan ini Current Month	Kumulatif Cum.Jan. to date	Bulan ini Current Month	Kumulatif Cum.Jan. to date
5211510000	Printed plain weave cont.<85% of cotton, mixed with mmf weight>200g/m	2	14,618	40	87,538
5211520000	3-thre/4-thread twill,incl.twill<85%of cotton, mixed with mmf weight>200g/m	30,758	129,036	462,111	1,701,763
5211590000	Othr printed fabrics cont.<85% of cotton, mixed with mmf weight>200g/m	50,476	616,528	376,441	4,141,978
5212110000	Unbleached woven fabrics of cottonweight <=200 g/m	9,593	58,678	107,032	638,378
5212120000	Bleached woven fabrics of cottonweight <=200 g/m	37,880	165,232	291,672	814,770
5212130000	Dyed woven fabrics of cottonweight <=200 g/m	21,224	188,971	234,360	1,689,784
5212140000	Woven fabrics of cotton of yarns of different color weight <=200 g/m	181,349	2,058,377	1,452,584	13,632,565
5212150000	Printed woven fabrics of cottonweight <=200 g/m	2,977	18,698	35,231	265,791
5212210000	Unbleached woven fabrics of cottonweight > 200 g/m	257,907	4,873,496	3,409,767	38,338,784
5212220000	Bleached woven fabrics of cottonweight > 200 g/m	511	9,291	9,776	115,314
5212230000	Dyed woven fabrics of cottonweight > 200 g/m	1,089	4,481	12,976	63,741
5212240000	Woven fabrics of cotton of yarns of different color weight > 200 g/m	17	189	1,484	14,184
5212250000	Printed woven fabrics of cottonweight > 200 g/m	2,555	55,969	30,172	313,609
5301100000	Flax, raw/retted-flax, raw/retted	2,900	7,358	13,862	30,114
5301210000	Broken/scutched flax, broken, scutch-ed/other processed but not spun	0	2,651	0	19,684
5301290000	Other flax, raw/processed but not spun; flax waste	8,000	46,370	11,202	55,544
5301300000	Flax tow & waste raw/processed but not spun	0	30	0	859
5302100000	True hemp, raw/retted	0	18	0	839
5302900000	Other hemp raw and processed but not spun	0	294	0	3,660
5303100000	Jute & oth textile bast fibres, raw/retted	145,076	428,592	224,358	561,105
5303900000	Jute & oth textile bast fibres, processed but not spun	0	25,978	0	76,971
5305000011	Raw coir coconut fibres	0	21,643	0	10,667
5305000021	Raw abaca fibres	14,775	87,577	28,885	98,736
5305000029	Abaca fibres processed	0	18	0	45
5305000030	Ramie fibres	0	1,838	0	1,200
5305000090	Oth than coconut, abaca, ramie textile fibres	190,448	1,211,828	173,952	1,011,515
5306100000	Single flax yarn	315	14,226	1,890	82,967
5306200000	Multiple (folded)/cabled flax yarn	2	1,527	207	4,055
5307100000	Single yarn of jute/oth textile bast fibres of heading 53.03.	0	354,686	0	454,121
5307200000	Multiple (folded)/cabled of jute/oth fibres bast fibres of heading 53.03.	1,056,114	11,830,580	1,492,308	14,391,466
5308100000	Coir yarn of ther textile bast fibres of 5303	0	177	0	12,641
5308200000	True hemp yarn of other textile bas fibres of head 5303	0	9,755	0	49,359
5308901000	Paper yarn	48	42,048	841	151,575
5308909000	Other paper yarn	14,519	378,977	28,919	483,452
5309110000	Unbleached/bleached woven fabrics of flax cont.>=85% of weight of flax	14,273	36,122	200,323	547,323
5309190000	Other woven fabrics of flax cont.>=85% of weight of flax	83,171	482,085	1,419,339	7,063,808
5309210000	Unbleached/bleached woven fabrics of flax cont.<85% of weight of flax	0	36,009	0	408,803
5309290000	Other woven fabrics of flax cont.<85% of weight of flax	52,171	322,032	764,814	4,305,554
5310100010	Unbleached plain woven fabrics of oth textile bast fibres of head 5303	17	222,276	226	401,336
5310100090	Bleached plain woven fabrics of oth textile bast fibres of head 5303	140	4,162	1,096	61,675
5310900000	Other woven fabrics of jute/oth bast fibres of heading 53.03.	0	3,271	0	69,383
5311000000	Woven fabrics of oth vegetable textile fibres; woven fabrics of paper yarn.	26,487	180,323	135,746	1,115,265
5401100000	Sewing thread of man-made filament of synthetic filaments	248,675	4,174,544	2,178,218	24,636,590
5401200000	Sewing thread of artificial filament for retail sale	72,774	295,978	466,521	1,695,842
5402110000	High tenacity yarn of nylon/others polyamide of aramids	10,944	243,673	264,441	3,958,583
5402190000	High tenacity yarn of nylon/others polyamide of oth aramids	305,376	5,212,802	1,915,013	27,879,775
5402200000	High tenacity yarn of polyesters	398,141	10,379,790	1,194,687	25,544,741
5402310000	Textured yarn of nylon/oth polyamides measuring single yarn <= 50 tex	234,301	2,042,100	1,643,715	12,841,040
5402320000	Textured yarn of nylon/other poly-amides, measuring single yarn <= 50 tex	33,371	683,043	121,541	2,281,047
5402330000	Textured yarn of polyesters	1,019,408	9,833,768	2,747,031	26,779,956
5402340000	Textured yarn of polypropylene synthetic filament	96,516	1,043,157	232,440	5,002,329
5402390000	Other texture synthetic filament yarn	282,677	1,828,124	648,980	7,045,360
5402440000	Oth yarn, single, of elastomeric <=50 turns/m	412,090	3,628,417	3,422,372	30,012,093
5402450000	Oth yarn, single, oth, of nylon or oth polyamides, <=50 turns/m	217,462	2,879,294	1,049,399	11,721,974
5402460000	Oth yarn, single, oth, of polyesters, partially oriented, <=50 turns/m	225,244	5,772,674	436,872	10,919,872
5402470000	Oth yarn, single, of oth polyesters for medical/surgical use, <=50 turns/mtr	627,626	5,860,142	2,029,512	16,941,786
5402480000	Oth yarn, single, oth, of polypropylene, <=50 turns/m	255,929	2,687,552	433,567	3,993,766
5402490000	Oth yarn, single, oth, of elast, nylon, polyester, polypropylene, <=50 trn/mtr	465,534	3,270,055	2,179,691	19,981,975
5402510000	Oth yarn, single, twist, of nylon/oth polyamides, > 50 turns/m	20,237	65,511	98,355	396,199
5402520000	Oth yarn, single, twist, of polyester > 50 turns/mtr	55,435	457,109	123,049	1,036,203
5402590000	Oth yarn, single, twist, oth th of nylon or oth polyamide & polyester, >=50 trn/mtr	1,142	25,649	11,256	96,935
5402610000	Oth yarn of nylon/oth polyamides, multiple/cable	58,889	442,501	244,787	1,253,587
5402620000	Other yarn of polyester, multiple/cable	45,828	629,188	297,941	1,964,441
5402690000	Oth yarn, multiple/cable, oth th of nylon/oth polyamides & polyester	25,184	1,050,800	152,112	2,340,447
5403100000	High tenacity yarn of viscose rayon	11,885	179,221	72,175	916,636
5403310000	Other single yarn of viscose rayon, untwisted/with a twist <120 turns/m	343,089	2,661,746	1,091,916	8,271,578
5403320000	Other single yarn of viscose rayon, with twist exceeding 120 turns/m	72	18,496	704	102,171
5403330000	Other single yarn of cellulose acetate	3	282	6	18,624
5403390000	Other single yarn	50,468	546,708	323,810	2,680,943
5403410000	Other multiple (folded)/cable yarn of yarn of viscose rayon	75,818	712,191	182,093	1,593,367
5403420000	Other multiple (folded)/cable yarn of cellulose acetate	92,862	445,787	468,251	2,316,711
5403490000	Other artificial filament yarn	764	100,427	2,239	586,204
5404110000	Synth monofilament of elastomeric >=67 dctx, dim.<=1mm, width<=5mm	37,220	1,110,423	130,986	4,660,535
5404120000	Synth monofilament oth, of polypropylene >=67 dctx, dim.<=1mm, width<=5mm	111,826	626,561	200,034	2,639,454
5404190000	Synth monofilament oth th elast & polypropylene >=67 dctx, dim.<=1mm, width<=5mm	61,855	1,048,063	452,058	6,303,500
5404900000	Synthetics other than filament exceeds 1 mm, width <= 5 mm	302,337	1,811,854	501,148	2,530,190
5405000000	Artificial monofilament >=67 dec, no cross-sect, dim>=1mm, strip and the like	1	29	2	196
5406000000	Man-made filament yarn (oth th sewing thread), put up for retail sale.	456	167,286	2,412	460,787
5407101100	Unbleached tyre woven fabrics & conveyor duck	57,100	511,898	478,786	3,401,917
5407101900	Other unbleached other than tyre woven fabrics & conveyor duck	48,194	396,619	441,588	3,330,842
5407109100	Tyre woven fabrics & conveyor duck of other woven fabrics of synthetic filament	0	18,187	0	349,690
5407109900	Other woven fabrics of synthetic filament obtained materials of head 54.04	64,617	518,055	649,441	6,401,511
5407200000	Woven fabric, bleached/no, obtained from strip/the like	52,975	1,006,190	145,237	4,175,516

I.3. IMPOR MENURUT KOMODITI / IMPORT BY HS COMMODITY
 *** DESEMBER / DECEMBER 2010 ***

HS	Uraian Komoditi Commodity Description	Berat Bersih / Net Weight (Kg)		Nilai / Value C.I.F (US\$)	
		Bulan ini Current Month	Kumulatif Cum.Jan. to date	Bulan ini Current Month	Kumulatif Cum.Jan. to date
5407300000	Fabrics specified in note 9 to section	8,881	66,363	221,383	1,256,202
5407411000	Woven nylon mesh fabric of untwisted weight >=85% of flmnt of nylm/polyamd	4,670	152,385	58,261	1,259,972
5407419000	Woven fabrics obtained from high tencitymaterials of heading 54.04.	278,150	4,598,118	2,090,996	24,363,629
5407420000	Dyed woven fabrics weight>=85% of filament of nylon/polyamides	268,051	3,949,805	3,499,206	48,480,289
5407430000	Woven fabrics of yarn of diff colors weight >=85% of flmnt of nylm/polyamd	97	17,970	1,394	290,430
5407440000	Printed woven fabrics weight>=85% of flmnt of nylm/polyamds	127	179,131	3,281	1,292,485
5407510000	Woven fabrics, bleached/no, con.>=85% of txturd polyester flmnt	503,215	6,172,683	3,147,203	34,334,055
5407520000	Dyed woven fabrics cont.>=85% of weight of textured polyester flmnt	1,504,174	13,594,957	11,745,484	106,634,289
5407530000	Oth woven fabrics of yarn of diff color weight>=85% of tetrdr polyester filament	114,941	655,462	895,030	4,948,807
5407540000	Printed woven fabrics cont.>=85% weight>=85% of tetrdr polyester filament	98,431	1,609,066	1,133,474	11,556,881
5407610000	Oth woven fabrics, cont >=85% of byweight of non textured polyester flmnt	1,586,084	20,552,249	10,024,998	133,244,772
5407690000	Oth bleached/unbleached woven fabrics cont.>=85% of polyester polymnts	1,517,941	13,624,145	16,806,177	123,390,618
5407710000	Oth woven fabric, bleached/no, con.>=85% of txturd polyester flmnt	93,799	1,054,760	491,887	7,255,031
5407720000	Dyed woven fabrics cont.>=85% of weight of synthetics filament	67,484	832,498	753,363	7,766,403
5407730000	Oth woven fabrics of yarn of diff color>=85% weight of synthetic filaments	3,022	68,003	12,018	477,798
5407740000	Printed woven fabrics cont.>=85% weight of synthetics filament	40,729	461,122	103,140	1,335,876
5407810000	Woven fabrics, bleached/no, cont.<85% weight of synth flmnt with cotton	27,872	519,975	268,178	4,269,410
5407820000	Dyed woven fabrics cont.<85% of weight of synth flmnt with cotton	86,931	822,836	546,494	5,237,160
5407830000	Oth woven fabrics of yarn of diff color weight<85% of synth flmnt with cotton	64,488	527,617	663,118	3,781,166
5407840000	Printed woven fabrics cont.<85% weight of synth flmnt with cotton	9,320	304,989	117,434	2,291,426
5407910000	Woven fabric, bleached/no, obtained other than synthetics/cotton filament	59,716	322,004	443,309	1,462,925
5407920000	Dyed woven fabrics obtained other than synthetics/cotton filaments	26,518	815,294	273,512	6,226,180
5407930000	Oth woven fabrics of yarn of diff color other than synthetics/cotton filament	5,221	51,490	27,686	227,101
5407940000	Printed woven fabrics obtained other than synthetics/cotton filaments	1,298	29,244	5,619	257,020
5408101000	Unbleached woven fabrics obtained from high yarn of viscose rayon	57,264	222,957	584,477	1,978,316
5408109000	Bleached woven fabrics obtained from high yarn of viscose rayon	182,234	1,216,025	1,480,892	10,661,824
5408210000	Woven fabrics, bleached/no, cont.>=85% wght of artificial flmnts/strip	10,840	64,122	83,969	593,717
5408220000	Dyed woven fabrics cont.>=85% weight of artificial flmnts/strip	27,028	331,359	274,704	3,089,513
5408230000	Oth woven fabrics of yarn of diff color>=85% wght of artifcl flmnt/strip	0	1,330	0	13,861
5408240000	Printed woven fabrics cont.>=85% weight of artificial flmnts/strip of	1,366	174,554	14,865	1,373,009
5408310000	Woven fabrics, bleached/no, obtained of oth artificial flmnt/strip	0	24,695	0	170,340
5408320000	Dyed woven fabrics obtained of other artificial flmnt/strip of the like	4,116	237,170	81,183	2,147,289
5408330000	Oth woven fabrics of yarn of diff color obtnd of oth artifcl flmnt/strip	0	13,083	0	93,810
5408340000	Printed woven fabrics obtained of other artificial flmnt/strip of the like	0	7,483	0	86,230
5501100000	Synthetic filament tow of nylon/other polyamides	43,212	496,011	158,254	2,038,546
5501200000	Synthetic filament tow of polymers	8,442	1,202,747	87,490	2,159,318
5501300000	Synthetic filament tow of acrylic/modacrylic	3,136,516	39,728,282	9,328,980	116,400,803
5501400000	Synth. filament tow of polypropylene	0	2,214	0	5,101
5501900000	Other synthetic filament tow	25,682	404,277	205,303	1,896,347
5502000000	Artificial filament tow, artificial filament tow.	1,396,451	26,112,099	7,003,096	129,901,698
5503110000	Synthetic staple fibres of nylon/othrpolyamides of aramids	11,902	163,388	171,127	1,786,567
5503190000	Synthetic staple fibres of nylon/othrpolyamides oth thn aramids	9,534	161,486	73,379	1,179,400
5503200000	Synthetic staple fibres of polyesters	9,002,705	72,052,824	15,458,121	105,485,587
5503300000	Synthetic staple fibres of acrylic/modacrylic	2,158,711	27,897,826	6,221,369	78,842,345
5503400000	Synthetic staple fibres of polypropylene	341,476	4,761,108	643,897	9,245,493
5503900010	Other synthetic staple fibres of polivinil alcohol	20,480	402,253	64,226	1,313,765
5503900090	Other synthetic staple fibres of other than polivinil alcohol	5,867	1,127,100	95,359	4,432,172
5504100000	Artifcl staple fibres of viscose rayon, carded/othwise procsd for spng	753,066	18,307,918	2,911,358	53,453,937
5504900000	Artifcl staple fibres of viscos rayon not crded/othwise procs for spin	40,356	2,694,205	147,957	7,666,952
5505100000	Waste of man-made fibres of synthetic fibres	179,023	889,478	144,026	666,050
5506100000	Synth staple fibres of nylon/oth polyamides crded, comb othwise procs for spng	22,903	180,406	145,315	2,086,581
5506200000	Synth staple fibres of polyester crded, comb othwise procs for spinning	480,783	2,043,256	963,060	4,629,513
5506300000	Synth staple fibres of arcylic/moda-crylic combed othwise procs for spinning	48,312	817,912	167,445	2,401,925
5506900000	Oth synth staple fibres, carded, comb othwise processed for spinning.	34,680	238,576	121,525	821,267
5507000000	Artificial staple fibres, carded, comb othwise processed for spinning	0	15,825	0	177,862
5508100000	Sewing thread of man-made staple fibre of synthetic staple fibres for rta	440,220	4,727,772	2,328,981	19,043,330
5508200000	Sewing thread of man-made staple fibre of artifcl staple fibres for reta	20,099	91,282	155,022	629,416
5509110000	Single yarn cont >=85% by weight of staple fibres of nylon/oth polyamides	0	212,237	0	1,348,039
5509120000	Multiple/cabled yarn cont>=85% bywght of staple fibre of nylon/oth poly	2,151	22,817	8,368	231,271
5509210000	Single yarn cont >=85% by weight of polyester staple fibres	331,666	1,441,188	789,720	3,088,144
5509220000	Multiple (folded)/cabled yarn cont.>=85% of polyester staple fibres	74,694	1,037,436	348,364	3,219,225
5509310000	Single yarn cont >=85% by weight of acrylic/modacrylic staple fibres	10	85,923	68	354,816
5509320000	Multiple/cabled yarn cont>=85% byweight of acrylic/modacrylic staple fbrs	1,287	50,601	7,823	318,237
5509410000	Single yarn cont >=85% by weight of synthetic staple fibres	1,323	12,966	56,928	208,897
5509420000	Multiple (folded)/cabled yarn cont.>=85% of synthetic staple fibres	25,433	140,351	103,947	866,383
5509510000	Oth yarn of polyester staple fibres mixed mainly with artificial staple fbrs	16,142	447,832	126,859	3,366,281
5509520000	Oth yarn of polyester staple fibres mixed wool/animal hair	1,666	20,808	22,252	194,806
5509530000	Oth yarn of polyester staple fibres with cotton	80,183	867,361	171,098	2,045,827
5509590000	Oth yarn of polyester staple fibres other than mixed mainly	8,122	64,353	25,596	229,578
5509610000	Oth yarn of acrylic/modacrylic staple fbr mixed with wool/animal hair	8	12,457	334	162,170
5509620000	Oth yarn of acrylic/modacrylic staple fibre mixed with cotton	0	1,826	0	10,336
5509690000	Oth yarn of acrylic/modacrylic staple fibre oth thn cotton&animal hair	1	95,788	2	607,691
5509910000	Other yarn mixed mainly of solely with wool/animal fine hair	0	7,018	0	58,571
5509920000	Other yarn mixed mainly/solely with cotton	0	202	0	1,863
5509990000	Other yarn of synthetic staple fibres other than mix with animal hair&cotton	0	171,212	0	724,827
5510110000	Single yarn cont >=85% by weight of artificial staple fibres	76,544	382,971	352,489	1,600,159
5510120000	Multiple/cabled yarn cont.>=85% by weight/artificial staple fibres	0	22,777	0	89,518
5510200000	Oth yarn, mixed mainly/solely with cont>=85% of weight of artifcl stpl fbr	0	1,771	0	16,251
5510300000	Other yarn, mixed mainly/solely cont>=85% of weight of cotton	9,690	75,778	220,321	1,293,819
5510900000	Other yarn of artificial staple fibres cont>=85% of weight of cotton	1,209	34,264	10,135	255,153
5511100000	Yarn of synthetic staple fibres, cont.>=85% weight of such fibres	70,575	830,037	357,118	3,619,993
5511200000	Yarn of synthetic staple fibres, cont.<85% weight of such fibres	0	7,859	0	77,127
5511300000	Yarn of artificial staple fibres put up for retail sale	2,707	19,762	39,921	332,432

I.3. IMPOR MENURUT KOMODITI / IMPORT BY HS COMMODITY
 *** DESEMBER / DECEMBER 2010 ***

HS	Uraian Komoditi Commodity Description	Berat Bersih / Net Weight (Kg)		Nilai / Value C.I.F (US\$)	
		Bulan ini Current Month	Kumulatif Cum.Jan. to date	Bulan ini Current Month	Kumulatif Cum.Jan. to date
5512110000	Woven fabrics of synthetic staple fibrecont>=85% weight of polyester staple fbr	112,110	1,325,145	451,546	6,024,442
5512190000	Woven fabrcls of synth staple fbr cont>=85% wght,oth than polyester stple fbr	462,747	2,671,728	3,714,614	18,635,197
5512210000	Woven fabrics of synthetic staple fibrecont>=85% weight of acrylic/mdcrylic	0	239,296	0	1,635,866
5512290000	Woven fabrcls of synth staple fbr cont>=85% wght of oth thn acrylic/mdcrylic	22,426	409,975	257,632	3,710,942
5512910000	Oth woven fabrics of synth stple fibrecont>=85% weight of acrylic/mdcrylic	8	20,455	10	333,150
5512990000	Oth woven fabrics cont>=85% of wghtof acrylic/modacrylic staple fibres	27,235	382,908	790,742	5,434,617
5513110000	Woven fabrcls of polyester staple fibresplain weave <=85% mix w/cotton <170g/m	11,001	662,881	94,498	3,476,783
5513120000	3-thread /4-thread twill, incl twillpolyester staple fibres <=85% w/cotton	92,707	671,637	961,028	6,381,014
5513130000	Oth woven fabrcls of polyester stple fbr<=85% mixed wght <170 g/m of cotton fbr	216,027	2,511,945	1,672,072	15,699,803
5513190000	Oth woven fabrics <85% mixed cottonweight <170 g/m of cotton	172,051	1,321,768	986,440	6,289,285
5513210000	Dyed woven fabrics of polyester staplefibres, plain weave <85% of such fibres	242,756	2,418,108	1,934,504	17,063,160
5513230000	Oth dyed woven fabrics of polyesterstaple fibres <85%, cotton<170 g/m	33,863	430,371	171,313	1,729,693
5513290000	Oth woven fabrics <85% such fibres,mixed cotton <170 g/m	95,008	517,124	799,493	4,912,352
5513310000	Wvn fabrics of yarn of diff color ofpolyester stpe fbrs,plain weave<85% fbrs	13,115	291,028	96,083	1,987,329
5513390000	Oth woven fabrics<85% of such fibresweight <170 g/m of cotton	6,385	121,371	73,129	982,947
5513410000	Printed polyester staple fibres, plainweave <85% of fbr, cotton<170 g/m	483,741	6,972,865	920,434	10,521,777
5513490000	Other woven fabrics<85% of fibresweight <170 g/m of cotton	2,773	989,936	28,929	4,528,814
5514110000	Woven fabrcls of polyester staple fibresplain weave <=85%,cotton >170g/m	61,970	691,504	332,429	3,061,738
5514120000	Bleached or no,3 or 4-thread twill,polyester stpl fbrs<85%,cotton>170g/m2	11,696	59,443	90,039	479,139
5514190000	Oth woven fabrics<85% of fibresmixed weight >170g/m of cotton	258,771	3,115,359	2,154,504	20,695,765
5514210000	Dyed polyester staple fbrs, plain weavestaple fbrs<85%, cotton >170 g/m,dyed	344	42,532	3,175	210,216
5514220000	Dyed, 3 or 4-thread twill, incl. twillpolyester stpl fbrs<85%,cotton>170g/m2	27,899	297,269	202,566	1,835,506
5514230000	Oth dyed woven fabrics of polyesterstaple fbre<85%, cotton >170 g/m,dyed	447	36,252	3,312	211,472
5514290000	Oth woven fabrics<85% of fibresmixed weight >170g/m of cotton , dyed	500	148,260	3,634	1,354,440
5514300000	Woven fabrics of synth stple fibre<85%, cotton >170 g/m, diff color	4,233	223,336	32,306	1,332,246
5514410000	Printed polyester staple fibres, plainweave <85% of fbr, cotton >170 g/m	0	789	0	8,948
5514420000	Prnt 3-thread/4-thread twill,incl twipolyester stple fbr<85%, cotton >170g/m	55,641	514,310	399,232	3,329,157
5514430000	Oth printd woven fabrics of polyesterstpl fbr <85%, cotton >170 g/m	2,669	31,695	14,436	194,090
5514490000	Other printed woven fabrics<85% suchfibres, weight >170 g/m of cotton	39,034	193,735	406,984	2,078,329
5515110000	Oth woven fabrcls of synth stple fbrs ofpolyester stpl fbr mixed w/viscose rayon	375,099	4,783,699	3,388,941	41,606,511
5515120000	Oth woven fabrcls of synth stple fbrs ofpolyester stpl fbr mixed w/m-made flmnt	40,630	295,523	45,712	1,344,133
5515130000	Oth woven fabrics of synth stple fbrs ofpolyster stpl fbr mix w/wool/anml hair	10,524	314,780	208,929	3,184,806
5515190000	Other woven fabrics of synth stple fbrof other polyester staple fibres	168,622	1,639,113	1,525,461	13,613,267
5515210000	Oth wvn fbrcls of acrylic/modacrylicmixed/solely with man-made filament	1,013	13,437	20,902	300,385
5515220000	Oth wvn fbrcls of acrylic/modacrylicmixed/solely w/wool/fine anml hair	4	8,764	61	87,440
5515290000	Oth wvn fbrcls of acrylic/modacrylic mixw/other than man-made flmnt/wool	8,881	95,975	109,801	769,271
5515910000	Oth woven fabrics mixed mainly/solelyman-made filaments	1,579	37,136	26,849	403,952
5515990000	Oth woven fabrics mixed mainly/solelywith other than man-made flmnt/wool	7,995	146,306	106,482	1,297,358
5516110000	Unbleached/bleached woven fabrics ofartificial staple fibre;weight>=85%	105,595	373,109	808,784	2,349,554
5516120000	Dyed fbrcls of artificial staple fibre;weight>=85% of artificial staple fibres	56,935	223,104	695,224	2,559,851
5516130000	Woven fabrics of yarns of diff colorweight>=85% of artificial staple fibres	1,954	15,811	33,753	184,447
5516140000	Printed woven fabrics of yarns of diffcolor; wght>=85% of artificial staple fb	44,770	282,389	451,008	2,904,829
5516210000	Un/bleached woven fabrics of artificialstaple fibre mix m-m-f;weight<85%	233	129,841	1,224	1,263,947
5516220000	Dyed woven fabrics of artificialstaple fibre mix m-m-f;weight<85%	55,895	572,105	791,545	6,981,731
5516230000	Woven fabrics of yarn of diff colorartificial staple fibre;weight<85%	354	2,744	3,324	36,034
5516240000	Printed woven fabrics of artifcl staplefibre mixed with m-m-f;weight<85%	0	11,147	0	178,930
5516310000	Un/bleached woven fabrics of artificialstaple fibre mixed w/wool;weight<85%	202	10,316	3,625	52,927
5516320000	Dyed woven fabrics of artificial staplefibre mixed with wool;weight<85%	478	161,434	10,802	1,576,176
5516330000	Woven fbrcls of yarn of diff color staplefibre mixed with wool;weight<85%	230	230	4,336	4,336
5516340000	Printed woven fabrics of staple fibremixed with wool;weight<85%	0	201	0	3,237
5516410000	Un/bleached woven fabrics of artificialstaple fibre mixed cotton;weight<85%	0	25,208	0	71,193
5516420000	Dyed woven fabrics of artificial staplefibre mixed with cotton;weight<85%	0	3,483	0	69,466
5516430000	Woven fabrics of yarn of diff colorsmixed with cotton;weight<85%	0	105,823	0	819,707
5516440000	Printed woven fbrcls of artifcl staplefibre mixed with cotton;weight<85%	1,593	28,383	38,163	411,203
5516910000	Other un/bleached woven fabrics ofstaple fbr mixed w/cotton;weight<85%	17	29,182	237	134,994
5516920000	Other dyed woven fabrics of artificialstaple fibre mixed cotton;weight<85%	29,600	181,514	313,578	1,651,895
5516930000	Oth woven fabric of yarn of diff colorsstaple fibre mixed cotton;weight<85%	0	401	0	12,239
5516940000	Other printed woven fabrics of artificlstaple fibre mixed cotton;weight<85%	49,826	462,208	661,109	4,228,272
5601100000	Sanitary towels & tampons, napkinsliners for baby&similar sanitary article	10,906	162,383	71,189	677,368
5601210000	Wadding & its articles of man-madefibres	7,419	15,556	18,825	158,357
5601221000	Wrapped cigarette tow of man-madefibres	26,680	150,450	118,140	987,995
5601229000	Other wrapped cigarette tow of man-made fibres	72,875	159,190	385,735	994,519
5601290000	Wrapped cigarette tow of other thanman-made fibres	23,858	502,266	181,808	3,390,870
5601301000	Polyamide fibre flock of waddingmaterial not exceeding 5 length.	7,037	86,371	40,423	389,409
5601309000	Textile flock & dust mill neps otherthan polyamide fibre flock;<=5 flock	8,511	51,736	52,670	401,663
5602100000	Needleloom felt & stitch-bonded fibrecovered/laminated.	22,278	349,569	209,406	2,719,200
5602210000	Oth felt of wool/fine animal hair,notimpregnated,coated,covered	5,103	19,752	66,263	684,586
5602290000	Oth felt of oth textile materials,notimpregnated,coated,covered	13,505	53,878	102,963	905,506
5602900000	Felt, oth thn needleloom&oth felt notimpregnated, coated, covered	55,283	388,964	212,868	1,752,803
5603110000	Non woven of man-made filament, notimprgnatd,cvred/lminated;wght<=25g/m	690,011	7,764,229	2,169,764	24,183,723
5603120000	Non woven of m-m-f, not imprgnated,covred/lminated; 25g/m<weight<70g/m	1,070,349	9,458,803	3,820,033	33,933,872
5603130000	Non woven of m-m-f, not imprgnated,covred/lminated; 70g/m<weight<150g/m	580,846	4,197,382	1,417,329	12,126,384
5603140000	Non woven of m-m-f, not imprgnated,covered/laminated; weight>150g/m	585,000	5,222,472	3,381,360	28,628,326
5603910000	Non woven of other, weight<=25g/m2	395,773	4,434,616	1,087,348	11,752,853
5603920000	Non woven of other25g/m2 < weighing =<70g/m2	244,559	2,795,468	1,079,771	11,242,230
5603930000	Non woven of other70g/m2 < weighing =<150g/m2	21,347	374,808	238,048	3,260,487
5603940000	Non woven of other, weight<=150g/m2	507,138	4,475,744	3,429,752	26,339,014
5604100000	Rubber thread & cord, textile coveredand the like head 5404/5405	127,007	1,251,434	679,781	6,361,784
5604900000	Oth thn rubber thread&cord, textilecovered&the like head 5404/5405	60,186	259,759	468,074	2,915,776
5605000000	Metallised yarn, whether/not gimped,metallised yarn, whether/not gimped,	23,410	162,550	150,996	1,049,835
5606000000	Gimped yarn, strip & the like of headgimped yarn, & strip & the like of headi	102,057	711,872	233,411	1,790,959
5607210000	Binder/baler twine of sisal/othertextile fibres of genus agave	49	159,683	948	227,641
5607290000	Othr binder/baler twine of sisal/othertextile fibres of genus agave	95,034	593,738	410,527	1,992,913

I.3. IMPOR MENURUT KOMODITI / IMPORT BY HS COMMODITY
 *** DESEMBER / DECEMBER 2010 ***

HS	Uraian Komoditi Commodity Description	Berat Bersih / Net Weight (Kg)		Nilai / Value C.I.F (US\$)	
		Bulan ini Current Month	Kumulatif Cum.Jan. to date	Bulan ini Current Month	Kumulatif Cum.Jan. to date
5607410000	Binder/baler twine of polyethylene/polypropylene	14,989	76,889	53,260	373,213
5607490000	Gimp yarn,oth thn binder/balertwine,of polyethyln/polypropyln	762,171	7,772,606	1,090,463	10,453,563
5607501000	V-belt cord of man-made fibres treatedresorcinol formaldehyde>=10000 dec	25,342	281,371	249,377	3,165,358
5607509000	V-belt cord of othr synth fbrs treatedmeasuring more than 10,000 decitex	31,651	376,021	234,343	2,436,983
5607901000	Other gimped yarn, of artificialsfibres, like of heading 5404/5405	4,347	61,090	42,096	686,648
5607902000	Other gimped yarn, of abaca/othhard fbrs,like of heading 5404/5405	95	13,379	799	134,793
5607909000	Other gimped yarn, oth thn of abacaand artificials fibres	79,813	1,552,805	254,364	4,072,824
5608110000	Made up fishing net of man-made textilematerials	334,536	3,608,672	463,430	5,230,267
5608192000	Net bags of man-made textile material	27,789	248,043	100,866	822,898
5608199000	Knotted of twine,oth than man-madetexti. matr.,fishg net&net bags	7,567	261,982	38,601	837,283
5608900000	Other knotted of twine, cordage/ropemade up fishg net and oth	56,757	805,621	175,096	2,351,842
5609000000	Articles of yarn,strip/the like of head5404/5405,twine,cordage,rope/cable	230,793	1,440,151	842,556	4,552,263
5701100000	Articles of yarn,like of head. 5404/5405,of wool/fine animal hair	387	486	2,426	5,439
5701901000	Articles of yarn,like of head. 5404/5405,of cotton, oth text.matr.	41,852	241,706	407,667	2,462,818
5701909000	Articles of yarn,like of head. 5404/5405,oth than cotton, oth text.matr.	26	69,004	53	284,674
5702200000	Floor covering of coconut fibres (coir)not tufted/flocked	35,279	152,279	63,650	215,805
5702310000	Floor cov of pile construct of wool/fineanimal hair,not made up, not tufted/floc	0	13,662	0	152,716
5702320000	Floor cov of pile construct of man-madetxt mat, not made up,not tufted/flocke	8,747	136,030	63,254	652,125
5702391000	Floor cov of pile construct of cottonnot made up, not tufted/flocked	0	6,929	0	19,705
5702399000	Floor cov of pile construct of othertextile materials, not made up,not tufte	2,755	40,874	80,030	321,222
5702410000	Oth floor cov.of pile construct made up,of wool of fine animal hair	1,362	19,825	9,198	56,193
5702420000	Oth floor cov.of pile construct made up,of man-made textile matr	194,476	2,839,163	558,834	5,172,490
5702491000	Oth floor cov.of pile construct made up,of cotton,oth textile matr	854	4,056	3,600	14,943
5702499000	Oth floor cov.of pile construct made up,oth thn cotton&jute,oth textile matr	185	4,683	2,446	8,993
5702501000	Oth floor cov.not of pile construct, notmade up, of cotton	840	9,084	1,463	12,447
5702509000	Oth floor cov.not of pile construct, notmade up,oth thn cotton&jute fibres	1,499	23,045	2,613	34,228
5702910000	Oth floor cov.not of pile construct,made up,of wool/fine animal hair	5	23	11	214
5702920000	Oth floor cov.not of pile construct,made up,of man-made textl matr	43,410	515,334	62,246	769,143
5702991000	Oth flr cov.not of pile cnstrct,made upof cotton,oth textile matr	0	28,109	0	22,688
5702999000	Oth flr cov.not of pile cnstrct,made upoth thn cttn&jute fibres,oth txtl mtrls	0	7,299	0	13,123
5703100000	Carpet&oth txtl flr cov.,tufted, whthr/not made up,of wool/fine anim.hair	904	27,449	6,800	63,179
5703200000	Carpet&oth txtl flr cov.,tufted, whthr/not made up,of nyln/oth plyamid	95,412	1,425,730	278,150	4,114,377
5703300000	Carpet&oth txtl flr cov.,tufted, whthr/not made up,of oth man-md-txtl mtrls	290,053	3,081,507	1,001,997	11,501,654
5703901000	Carpet&oth txtl flr cov.,tufted, whthr/not made up,of cotton,oth textile matr	4,587	61,867	22,914	178,308
5703902000	Carpet&oth txtl flr cov.,tufted, whthr/not made up,of jute fbrs,oth txtl mtrls	0	195	0	1,008
5703909000	Carpet&oth txtl flr cov.,tufted, whthr/nt md up,not cttn&jute fbr,oth txtl mtrl	16	3,560	470	53,152
5704100000	Tiles, having a surface <=0,3m,felt,notufted/flocked,made up/not	63	95,906	69	106,445
5704900000	Tiles, having a surface >0,3m,felt,notufted/flocked,made up/not	307,340	3,308,628	410,358	4,335,624
5705100000	Oth carpet&oth txtl flr cov.,whthr/not made, of cotton	0	36,163	0	60,886
5705900000	Oth carpet&oth txtl flr cov.,whthr/not made,oth thn cotton&jute fibres	471,739	3,315,944	519,349	4,399,536
5801100010	Woven pile&chenille fbrc,of wool/fine animals hairs,melton cloth(tennis)	11,076	123,409	112,240	1,299,306
5801100090	Woven pile&chenille fbrc,of wool/fine anml hairs,oth melton cloth(tennis)	672	54,215	11,487	201,638
5801210000	Uncut weft pile fabrics of cotton otherthan fabrics of head 5802/5806	1,112	30,442	11,134	265,854
5801220000	Cut corduroy of cotton oth than fabricof head 5802/5806	25,767	483,402	93,707	3,436,778
5801230000	Oth weft pile fabrics of cotton oth thnfabrics of head 5802/5806	3,364	67,074	13,787	364,508
5801240000	Warp pile fabrics, epingle(uncut) ofcotton othr than fabrics of head 5802/06	0	67	0	1,327
5801250000	Warp pile fabrics of cotton, cut, otherthan fabrics of head 5802/5806	46	34,522	3,584	325,641
5801310000	Uncut weft pile fbrcs of man-made fbrsother than fabrics of head 5802/5806	1,200	12,084	9,728	95,930
5801320000	Cut corduroy of man-made fibres otherthan fabrics of head 5802/5806	14	48,489	179	268,008
5801330000	Oth weft pile fabrics of man-made fbrsother than fabrics of head 5802/5806	0	13,568	0	134,297
5801340000	Warp pile fbrcs, epingle(uncut) of man-made fbrs othr thn fabr of head 5802/06	0	17,000	0	114,322
5801350000	Warp pile fabrics of man-made fbrs,cut,other than fabrics of head 5802/5806	6,550	138,703	54,163	1,184,419
5801360000	Chenille fabrics of man-made fribresother than fabrics of head 5802/5806	15,029	144,885	50,784	449,060
5801901000	Othr carpet & text floor covrng of silkthan fabrics of head 5802/5806	5,842	38,060	6,327	102,639
5801909000	Othr carpet & text floor covrng of oththan silk/fabrics of head 5802/5806	15,342	227,673	116,514	1,839,708
5802110000	Unbleachd terry towelling&smilar wovenfabrcs of cotton oth than head 5806	13,242	148,139	74,522	1,084,798
5802190000	Bleachd terry towelling&smilar wovenfabrcs of cotton oth than head 5806	105	116,602	1,346	911,752
5802200000	Terry towelling & imilar ofothr textilemat fbrcs of cotton oth than head 5806	5,530	11,235	62,331	110,066
5802300000	Tufted textile fabrics of cotton otherthan fabrics of head 5806	0	31,506	0	238,362
5803001000	Gauze, oth thn narrow fbrcs of heading58.06, of cotton	741	9,521	3,990	97,698
5803009000	Gauze, oth thn narrow fbrcs of heading58.06, oth thn cotton	49	3,123	1,288	57,783
5804101000	Tulles & other net fabrics of silk,notincl woven fabrics of head 6002 to 6006	4	10,534	64	444,138
5804102000	Tulles & other net fbrcs of cotton,notincl woven fabrics of head 6002 to 6006	133	7,168	3,472	174,492
5804109000	Tulles&oth net fbrc oth than silk/cottoninc woven fabrics of head 6002 to 6006	63,037	501,280	1,012,698	6,484,570
5804210000	Mechanically made lace of man-made fbrsexcl fabrics of head 6002 to 6004	67,543	589,113	1,692,827	15,604,656
5804290000	Mechanically made lace of oth textilemat. excl fabrics of head 6002 to 6004	44,376	370,092	813,395	7,549,980
5804300000	Mechanically hand-made lace excl.fabricof head 6002 to 6004	8,281	51,526	190,860	814,370
5805001000	Hand-woven tapestries of cotton, whetheror not made up	2,608	19,424	26,335	266,636
5805009000	Hand-woven tapestries of other thancotton, whether/not made up	800	77,423	7,674	169,316
5806101000	Woven pile fabrics of silk other thangoods of head 5807	5,911	47,244	57,940	400,490
5806102000	Woven pile fabrics of cotton otherthan goods of head 5807	1,306	24,105	28,149	383,701
5806109000	Woven pile fabrics of other than silk/cotton other than goods of head 5807	10,427	108,259	122,519	1,356,284
5806200000	Oth woven fabrics;weight>=5% of elasto-meric yarn/thread	260,444	2,386,390	3,115,272	31,846,037
5806311000	Narrow woven fabrics of cotton for mfgof inkd ribbon oth thn goods of head 580	7,246	24,659	72,980	328,015
5806312000	Backing for electrical insulating paperother than good of head 5807	683	4,877	4,382	85,834
5806313000	Slide fastener ribbons;width<=12mmother than good of head 5807	1,972	28,367	34,971	417,736
5806314000	Webbings used in covering piping, polesand the like but goods of head 5807	5,980	28,839	66,863	240,689
5806319000	Oth woven fabrics excluding goods ofhead 5807	69,270	387,742	1,372,852	7,034,608
5806321000	Narrow woven fabrics of man-made fibresfor seat belt webb excl goods of head !	100,642	1,047,441	650,244	6,925,928
5806322000	Slide fastener ribbon;width<=12mm for mfor seat belt webb excl goods of head 5	337	22,055	5,839	290,424
5806323000	Webbings used in covering piping, poles,other than good of head 5807	523	4,039	3,294	80,047
5806329000	Woven fbrcs of oth than cotton/man-madefbr other than goods of head 5807	331,255	2,822,828	2,260,718	22,088,971
5806391000	Woven fabrics of silk other than goods of head 5807	13	7,325	2	90,083

I.3. IMPOR MENURUT KOMODITI / IMPORT BY HS COMMODITY
 *** DESEMBER / DECEMBER 2010 ***

HS	Uraian Komoditi Commodity Description	Berat Bersih / Net Weight (Kg)		Nilai / Value C.I.F (US\$)	
		Bulan ini Current Month	Kumulatif Cum.Jan. to date	Bulan ini Current Month	Kumulatif Cum.Jan. to date
5806399010	Woven fabrc for covering,piping, poles,other than goods of head 5807	23	20,238	196	230,992
5806399020	Narrow woven fabrics for mfg of ribbonstypewritr, no ink oth than good of head	15,440	129,599	154,913	1,290,604
5806399030	Narrow fabrics used for slide fastener;width<=12mm	0	6,145	0	48,173
5806399090	Narrow fabrics used for slide fastener;width>12mm	29,400	277,995	475,632	3,551,098
5806400000	Fabrics consist of warp without assbldby means of an adhesive	3,364	38,471	38,836	361,814
5807100000	Labels,badges, similar mat of woven,inpiece,strip,shape/size,not embroidere	359,426	3,632,383	6,242,962	54,613,999
5807900010	Labels,badges, similar mat of non wovenfbr in piece,strip,shape/size,not emb	16,589	185,719	208,805	2,376,568
5807900090	Labels,badges, similar mat of oth wovenfbr in piece,strip,shape/size,not emb	64,315	592,274	1,133,240	8,363,888
5808101000	Braid in the piece combined with rubberthreads, without embroidery, not knit/cr	821	48,269	20,549	368,742
5808109000	Braids not in the piece combined withthreads, without embroidery, not knit/cr	3,985	305,095	99,311	1,548,747
5808901000	Oth braids combined with rubber threadswithout embroidery, not knittd/croche	65,705	923,169	674,083	9,334,196
5808909000	Oth braid combined with oth than rubberthreads, without embroidery, not knit/cr	1,373	72,222	22,945	746,729
5809000000	Woven fabrics of metal thread & wovenfabrics of metallised yarn of head 5605	52	31,666	324	210,265
5810100000	Embroidery without visible ground,in piein strip motifs	22	1,472	4,782	159,168
5810910000	Embroidery of cotton, without visiblegorund in piece,in strip motifs	233,443	955,849	1,898,235	12,037,471
5810920000	Embroidery of man-made fibres, withoutvisible goround,in piece,in strip motifs	46,335	408,965	508,094	5,279,399
5810990000	Embroidery of other textile material,visible goround,in piece,in strip motifs	185,923	1,921,805	2,208,432	22,737,721
5811000000	Quilted textile prods in the piece,with mat aseembld othr than embrdry of 5	39,318	217,969	442,997	2,634,749
5901100000	Textile fabrics coated w/gum/amylaceused for covers books and the like	1,983	119,993	35,666	818,115
5901901000	Textile fabrics coated w/gum/amylacefor tracing cloth	2,214	12,995	38,552	181,203
5901902000	Textile fabrics coated w/gum/amylaceprepared painting canvas	6,992	45,953	20,125	126,199
5901909000	Textile fabrics coated w/gum/amylacefor other than tracing cloth/paintg c	25,469	327,059	161,222	1,936,880
5902101000	Chafar canvas type of nylon/oth poly-amides, high tenacity, rubberised	19,215	736,939	184,380	4,184,175
5902109000	Chafar canvas type of nylon/oth poly-amides, high tenacity, not rubberised	1,157,434	13,589,824	5,338,298	60,763,654
5902202000	Chafar canvas type of polyester, highnylon, tenacity, rubberised	1,285	35,350	28,736	381,689
5902209000	Chafar canvas type of polyester, highnylon, tenacity, not rubberised	768,712	7,188,076	3,225,007	30,165,054
5902900000	Tyre cord fabric of high tenacity yarn,oth thn nyln/oth polyamd&polystr	9,865	90,617	206,094	1,035,353
5903100000	Textile fabrics impregnat,coat,coverwith polyvinyl chloride	2,756,798	27,090,812	3,905,745	35,229,405
5903200000	Textile fabrics impregnat,coat,coverwith polyurethane	1,362,108	11,319,813	12,688,481	100,919,388
5903901000	Impregnated textile fbrcs of nylon canvoated with plastics oth than of head 59	171,435	1,096,884	1,703,612	11,383,890
5903909000	Oth imprgntd text fbrc of oth than nyloncanvas coated w/plastic oth thn of head	373,349	3,667,445	3,441,238	32,631,354
5904100000	Linoleum, cut to shape/not,coatingapplied on textile backing	970	39,663	3,961	172,571
5904900000	Oth linoleum, cut to shape/not,coating applied on textile backing	6,045	20,032	59,626	193,805
5905000000	Textile wall coverings.textile wall coverings.	0	858	0	17,572
5906100000	Adhesive tape;width<=20cm, oth than ofheading 5902	26,412	324,386	454,048	4,935,407
5906910000	Knitted/crocheted linoleum, whetherof not to shape	38,783	780,077	299,442	4,251,685
5906991000	Linoleum for hospital rubber sheeting,whether/not cut to shape.	248	9,427	5,360	86,981
5906999000	Linoleum not for hospital rbr sheetinwhether/not cut to shape.	168,992	1,201,146	1,298,567	7,887,687
5907001000	Fabrics impregnated,coated/covered oilof oil-based preparation	243	39,984	15,213	205,378
5907003000	Textile fbrcs impregnated, coated/covrwith fire resistant chemical	1,351	4,153	6,092	27,075
5907004000	Fabrics imprgntd,coated/covered flockvelvet, the entire surface of textile fl	13,746	54,159	74,500	328,318
5907005000	Fabrics impregnated,coated/covered wax,bitumen/similar product	0	17,804	0	25,465
5907006000	Fabrics impregnated,coated/covered othematerials	19,379	661,490	30,582	1,051,498
5907009000	Othe textile fabrics not impregnated,covered with othe materials	8,297	103,915	90,053	1,664,408
5908001000	Wick; incandescent gas mantleswhether/not impregnated	50	64,453	502	136,615
5908009000	Textile oth than wick; incandescent gasmantles, whether/not impregnated	648	5,275	14,722	43,911
5909001000	Fire hoses and similar textile tubing	77,219	491,987	357,437	2,040,437
5909009000	Othe textile hosepiping & similartextile tubing	1,429	353,951	5,794	721,785
5910000000	Transmssn/convyr belts/belting,of textl matrl, whether/not impregnated,	3,524	641,171	104,686	4,572,159
5911100000	Textile fabrics, felt&felt-lined wovencoated with rubber,leather/oth materi	258,088	1,826,986	3,083,142	22,631,738
5911200000	Bolting cloth, whether/not made up	4,027	88,699	41,811	832,130
5911310000	Textile fabrics&felts;weight< 650 g/m,in making/similar machinery	5,895	99,185	907,368	11,065,319
5911320000	Textile fabrics&felts;weight>= 650 g/m,in making/similar machinery	41,856	1,060,828	2,476,023	37,875,694
5911400000	Straining cloth of a kind used in oilor the like incl that of hair	92	18,327	1,299	252,248
5911901000	Textile packings & gaskets used inmaking/similar machinery	3,073	101,739	60,531	736,977
5911909000	Othe than textile packings & gasketsused in making/similar machinery	89,415	1,436,206	1,250,504	19,300,035
6001101000	Unbleached long pile, knitted/crocheted,mercerised	269	97,511	2,112	730,371
6001109000	Bleached long pile, knitted/crocheted,not mercerised	14,272	252,134	141,619	2,329,127
6001210000	Looped pile fabrics of cotton,knitted/crocheted	44,462	1,026,443	437,204	7,779,644
6001220000	Looped pile fabric of man made fibre,knitted/crocheted	43,595	600,200	393,908	5,096,723
6001290000	Looped pile fabric of oth textls matrls,knitted/crocheted	278	118,972	3,826	862,311
6001910000	Oth pile fabrics, of cotton,knitted/crocheted	86,070	524,241	614,561	3,261,331
6001921000	Oth pile fabrics, of man made fibres,unbleached	66,810	881,856	577,777	6,833,688
6001929000	Oth pile fabrics, of man made fibres,oth than unbleached	261,902	3,048,002	2,177,952	20,755,073
6001991000	Unbleached fabrics of othe textilematerials,not mercerised	11,685	177,449	162,944	1,842,984
6001999000	Bleached fabrics of othe textilematerials,not mercerised	292,373	1,826,335	3,446,334	17,579,843
6002400000	Knit/croch fbrcs;weight>5% of elastomeyarn,no rubber thread, oth than of head	442,176	4,409,005	3,100,147	27,880,357
6002900000	Knit/croch fbrcs;weight<5% of elastomeyarn,no rubber thread, oth than of head	1,666,551	15,126,135	16,091,473	135,794,636
6003100000	Knit/croc fbrcs of wool/fine animalhair, width<=30cm oth than 6001/6002	464	1,411	6,383	17,259
6003200000	Knit/crocheted fabrics of cottonwidth<=30cm oth than 60.01/60.02	190,855	1,802,579	1,802,088	14,240,178
6003300000	Knit/crocheted fabrics of syntheticfibr, width<=30cm oth than 6001/6002	21,707	212,212	198,105	2,131,536
6003400000	Knit/crocheted fabrics of artificialwidth<=30cm oth than 60.01/60.02	279	8,297	5,380	150,895
6003900000	Othr knit/croc fabrics, width<=30cmoth than 60.01/60.02	19,773	258,431	125,474	2,084,243
6004101000	Knitted swimwear fabric;weight 80%synth yarn; 20% elastic yarn	608,725	6,121,315	6,101,543	49,089,573
6004109000	Knit/crochet fabric,width<=30cmcon.>20%, oth thn of heading 6001	786,854	11,468,408	5,445,260	75,135,509
6004900000	Othe knitted/crocheted fabrics; width<=30cm othe than of heading 6001	264,811	3,212,322	3,071,416	36,383,950
6005210000	Warp knit fabrics of cotton othe thanof heading 60.01-60.04	5,922	170,368	61,187	1,329,166
6005220000	Dyed warp knit fabrics of cotton oththan of heading 60.01-60.04	24,030	579,840	173,951	4,071,262
6005230000	Warp knit fabrics of yarn of diff coloroth than of heading 60.01-60.04.	107,444	903,512	884,578	6,661,189
6005240000	Printed warp knit fabrics of cotton oththan of heading 60.01-60.04	21,035	297,271	223,913	3,002,370
6005311000	Wrp knit fbrc, of synthtc,bleach/no,swimwer,of polyester&polybutylene	48,198	270,424	363,019	1,900,518
6005319000	Wrp knit fbrc,of synthtc,bleach/no,oth thn swimwr,of polystr&polybutylin	389,521	3,084,334	1,991,182	24,171,541
6005321000	Warp knit fabrc,of synthtc,dyed,swimwer,of polyester&polybutylene	38,201	407,233	363,899	3,850,793

I.3. IMPOR MENURUT KOMODITI / IMPORT BY HS COMMODITY
 *** DESEMBER / DECEMBER 2010 ***

H S	Uraian Komoditi Commodity Description	Berat Bersih / Net Weight (Kg)		Nilai / Value C.I.F (US\$)	
		Bulan ini Current Month	Kumulatif Cum.Jan. to date	Bulan ini Current Month	Kumulatif Cum.Jan. to date
6005329000	Warp knit fabr,of synthtc,dyed,oth thn swimwr,of polystr&polybutyln	187,251	1,779,695	1,839,469	17,476,475
6005331000	Wrp knit fbr,of synthtc,yarn diff clrs,swimwr,of polyester&polybutylene	0	21,528	0	412,889
6005339000	Wrp knit fbr,of synthtc,yarn diff clrs,oth thn swimwr,of polystr&polybutyln	134,633	1,250,181	1,956,464	15,992,569
6005341000	Warp knit fabr,of synthtc,printed,swimwr,of polyester&polybutylene	1	42,716	27	479,535
6005349000	Warp knit fabr,of synthtc,printed,oth thn swimwr,of polystr&polybutyln	201	249,659	1,802	1,354,776
6005410000	Warp knit fabrics of artificial fibres ofthan of heading 60.01-60.04	0	22,680	0	161,854
6005420000	Dyed warp knit fabrics of artifical fibres ofthan of heading 60.01-60.04.	16,828	421,480	183,401	3,407,648
6005430000	Warp knit fbr,of artfcl fbrs yarn ofdiff cls,oth than of heading 60.01-60.04	0	2,836	0	10,831
6005440000	Printed warp knit fabrics of artificialoth than of heading 60.01-60.04.	0	37,258	0	117,865
6005900000	Oth warp knit fabrics oth than ofheading 60.01-60.04	167,076	1,656,107	1,173,319	11,215,027
6006100000	Oth knit/crochtd fbrcs of wool/fineanimal hair oth than of head 6001-6004	3,890	405,300	39,136	2,655,328
6006210000	Oth knit/crochtd fbrcs of cottonoth than of heading 60.01-60.04.	68,762	819,106	663,342	6,457,282
6006220000	Oth dyed knit/crochtd fbrcs of cottonoth than of heading 60.01-60.04.	4,494,226	35,637,334	38,764,580	270,144,479
6006230000	Oth knit/crochtd fbrcs of yarn of difcolor oth than of heading 60.01-60.04	28,658	355,092	227,130	2,110,514
6006240000	Oth printed knit/crochtd fbrcs ofcotton oth than of heading 60.01-60.04.	69,778	1,098,529	717,795	10,076,118
6006311000	Oth warp knit fbrcs of nylon fibr meshfor as a backng material for mosaic tile	7,189	74,962	126,330	726,814
6006319000	Oth warp knit fbrcs of oth than ofheading 60.01-60.04.	273,982	3,142,795	3,378,827	33,206,814
6006321000	Dyed nylon fibre mesh for use as backngmat for mosaic tiles oth than head 6001-	300,299	3,403,285	2,676,648	25,430,593
6006329000	Oth dyed nylon fibres material formosaic tiles oth than head of 6001-6004	365,198	2,889,580	3,210,632	23,377,068
6006330000	Oth knitted/crochetd fabr synthtc,of yarn of diff colors	34,284	342,870	247,938	2,058,922
6006340000	Oth knitted/crochetd fabr synthtc,printed	23,698	311,241	262,730	2,786,372
6006410000	Oth warp knit fabrics of artificialfibres oth than of heading 60.01-60.04.	10	199	121	1,180
6006420000	Oth dyed warp knit fabrics of artifi-cial fibres oth than of head 60.01-60.04	181,575	3,517,690	1,430,562	32,503,376
6006430000	Oth warp knit fabrics of yarn of difcolor oth than of heading 60.01-60.04	0	56,531	0	329,199
6006440000	Oth warp knit fabrics of artificialfibres printed oth than of head 60.01-60	462	62,804	6,012	597,493
6006900000	Oth warp knit fabrics oth than of artcial fibres oth than of head 6001-6004	397,263	4,245,530	3,210,428	30,012,701
6101200000	Male's wear of cotton oth than ofhead 61.03	228	149,562	8,332	1,220,354
6101300000	Male's wear of man-made oth thanof head 61.03	373	3,236	11,671	106,947
6101900000	Male's wear of oth textile materialoth than of head 61.03	500	3,337	11,542	51,033
6102100000	Female's wear of wool/fine animalhair knitted/crochetd oth than of he	10	12	80	109
6102200000	Female's wear of cotton,knitted/crochetd oth than of head 6104	191	6,531	9,772	186,454
6102300000	Female's wear of man-made fibres,knitted/crochetd oth than of head 61	281	1,618	14,173	73,367
6102900000	Female's wear of oth textile materials,knitted/crochetd oth than of head 61	2,457	15,892	30,715	74,553
6103100000	Mens'/boys suits(oth thn swimwr)knitted/crochetd	19	26,427	45	311,089
6103220000	Male' ensembles of cotton	1	12,496	3	48,169
6103230000	Male' ensembles of synthetic fibres	0	1,773	0	18,970
6103290000	Men/boy ensembl of oth textls matrsl(oth thnswimwr)knitt/crochet	6,109	174,697	25,549	1,376,248
6103310000	Male's jackets & blazers of wool/fineanimal hair	3	19	177	760
6103320000	Male's jackets & blazers of cotton	874	22,932	20,892	392,220
6103330000	Male's jackets & blazers of syntheticfibres	1,025	10,684	27,401	282,150
6103391000	Male's jackets & blazers of ramie,linenor silk	10,854	22,278	144,611	275,774
6103399000	Male's jackets & blazers of oth textilmaterials	19,883	86,070	271,127	1,198,925
6103410000	Male's trousers,bib&brace overall,breeches&shorts of wool/fine animal hair	0	38	0	2,710
6103420000	Male's trousers,bib&brace overall,breeches&shorts of cotton	2,237	115,444	34,561	945,591
6103430000	Male's trousers,bib&brace overall,breeches&shorts of synthetic fibres	1,618	33,758	53,868	503,077
6103490000	Men/boy trousr,bib&brace overll,breech&short of oth textl matr,knitt/crochet	17	6,554	531	105,001
6104130000	Female's suits of synthetic fibres	0	189	0	1,016
6104192000	Women/girl suits,of cotton synthtcfibres,of oth textl matr,knitt/crochet	0	1,344	0	8,001
6104199000	Female's suits of oth textile material	24,508	388,793	96,347	2,442,690
6104220000	Female's ensembles of cotton	29	44,587	459	104,662
6104230000	Female's ensembles of synthetic fibres	3	6,918	80	22,824
6104290000	Womens'/girls ensembles,of oth textl matr,knitted/crochetd	162	1,026	3,325	28,073
6104310000	Female's jackets & blazers of wool/fine animal hair	6	63	388	4,281
6104320000	Female's jackets & blazers of cotton	508	27,699	15,400	333,465
6104330000	Female's jackets & blazers of syntheticfibres	173	13,587	5,305	178,019
6104390000	Women/girl jackets&blazers,of oth textl matr,knitt/crochet	19	2,165	1,683	75,196
6104410000	Dresses of wool/fine animal hair, knitted/crochetd	9	287	8,618	31,579
6104420000	Dressed of cotton	8,589	249,531	77,066	1,278,954
6104430000	Dressed of synthetic fibres	9,998	126,467	102,261	871,214
6104440000	Dressed of artificial fibres	2,247	16,175	113,690	716,310
6104490000	Dresses of other textile materials	15,462	312,568	58,735	1,177,972
6104510000	Female's skirts & divided skirt of woolor fine animal hair	0	132	0	8,945
6104520000	Female's skirts & divided skirts ofcotton	4,875	56,501	25,786	280,266
6104530000	Female's skirts & divided skirts ofsynthetic fibres	6,929	73,556	46,294	315,558
6104590000	Women/girl skirts&devided skirts,of oth textl matr,knitt/crochet	23,112	221,441	109,345	1,684,553
6104610000	Female's trousers, bib & brace overallsbreeches & shorts of fine animal hair	0	13	0	2,316
6104620000	Female's trousers, bib & brace overallsbreeches & shorts of cotton	102,720	2,071,207	381,977	6,806,414
6104630000	Female's trousers, bib & brace overallsbreeches & shorts of synthetic fibres	54,405	868,797	166,544	2,358,749
6104690000	Womn/girl trousr,bib&brace overll,brh&short f oth textl matr,knitt/crochtd	1,063	31,020	58,664	451,178
6105100000	Male's wear of cotton, knitted/crochetd	66,635	522,952	540,513	5,594,901
6105201000	Male's wear of synthetic fibres, knittedor crocheted	1,409	46,922	58,220	1,306,612
6105202000	Male's wear of artificial fibres, knitteor crocheted	0	381	0	18,082
6105900000	Men/boy shirts of oth textls matrsl,knitt/crochet	1,221	78,021	11,711	452,965
6106100000	Female's wear of cotton, knitted/crochetd	202,125	1,369,491	1,015,620	6,343,639
6106200000	Female's wear of man-made, knittedor crocheted	22,452	286,169	170,219	1,331,894
6106900000	Womn/girl blous,shirt&shirtblous,oth textl matr,knitt/crochtd	39,588	605,794	237,569	5,283,915
6107110000	Male's underpants & briefs of cotton	5,312	128,338	109,826	1,390,014
6107120000	Male's underpants & briefs of man-madefibres	404	60,141	15,688	401,237
6107190000	Male's underpants & briefsof oth textls matrsl	892	9,250	4,360	57,636
6107210000	Male's nightshirts & pyjamas of cotton	8,340	70,709	24,830	262,755
6107220000	Male's nightshirt & pyjama of man-madefibres	0	17,458	0	42,870
6107290000	Male's nightshirt&pyjamasof oth textls matrsl	364	7,241	1,605	39,455
6107910000	Oth wear articles of cotton	63,299	564,607	159,212	1,253,568

I.3. IMPOR MENURUT KOMODITI / IMPORT BY HS COMMODITY
 *** DESEMBER / DECEMBER 2010 ***

HS	Uraian Komoditi Commodity Description	Berat Bersih / Net Weight (Kg)		Nilai / Value C.I.F (US\$)	
		Bulan ini Current Month	Kumulatif Cum.Jan. to date	Bulan ini Current Month	Kumulatif Cum.Jan. to date
6107990000	Oth wear male of oth textls matrsl	0	5,014	0	12,672
6108110000	Female's slips & petticoats of man-made fibres	454	1,490	19,733	56,042
6108193000	Female's slips & petticoats of cotton of oth textls matrsl	7	115	424	2,081
6108199010	Female's slips & petticoats of silk of oth textls matrsl	0	76	0	1,107
6108199090	Female's slips & petticoats oth thnsilk, of oth textls matrsl	257	2,720	12,381	130,739
6108210000	Briefs & panties of cotton	256,124	2,964,207	1,040,316	10,329,817
6108220000	Briefs & panties of man-made fibres	11,042	1,207,291	94,178	3,558,016
6108290000	Female's brief&pantie, knitt/crochet of oth textls matrsl	196,146	470,351	461,063	1,289,344
6108310000	Nightdresses & pyjamas of cotton	7,333	194,251	35,531	595,359
6108320000	Nightdresses & pyjamas of man-made fibres	16,228	96,291	64,879	302,174
6108390000	Female nightdress&pyjama, of oth textls matrsl, knitt/crochet	171,976	407,249	1,328,500	2,940,592
6108910000	Neglignes, bathrobes, dressing gowns of cotton	71	20,718	2,098	75,749
6108920000	Neglignes, bathrobes, dressing gowns of man-made fibres	444	7,314	18,007	115,646
6108990000	Oth famale wear, of oth textl matrsl, knitted/crochet	0	1,205	0	9,656
6109101000	Men/boys' t-shirts, singlets & oth vests, knitted/crochet of cotton	38,565	567,950	557,689	7,140,575
6109102000	Women/girls' t-shirts, singlets & oth vests, knitted/crochet of cotton	75,582	669,672	702,913	7,616,220
6109901000	Men/boys' t-shirts, singlets & oth vests knitt./crochet of ramie, linen/silk	2,141	12,642	9,154	76,152
6109902000	Men/boys' t-shirts, singlets & oth vests knitted/crochet of oth materials	6,789	68,528	247,291	2,566,538
6109909000	T-shirt, singlet & oth vest, knitt/crochet, of oth txtl mtrsl, oth thn f rami, linn & silk	48,046	355,121	456,794	3,167,408
6110110000	Jerseys, pullovers, cardigans, waistcoat of wool	869	73,731	48,707	1,221,342
6110120000	Jerseys, pullovers, cardigans, waistcoat of cashmir (cashmere) goats	115	189	7,122	16,325
6110190000	Jerseys, pullovers, cardigans, waistcoat of oth wool/fine animal hair	43	2,291	940	34,709
6110200000	Jerseys, pullovers, cardigans, waistcoat of cotton	11,827	774,846	345,286	7,890,262
6110300000	Jerseys, pullovers, cardigans, waistcoat of man-made fibres	4,758	75,353	240,003	2,474,020
6110900000	Jersey, pullovr, cardign, waistcoat & similr article, knitt/crochet, of oth txtl mtrsl	633	17,025	24,050	418,205
6111200000	Babie garment & clothing accessorie, knitt/crochet, of cotton	8,908	116,957	201,759	1,997,750
6111300000	Babie garment & clothing accessorie, knitt/crochet, of synthtc fibres	7,531	40,538	21,886	169,397
6111900000	Babie garment & clothing accessorie, knitt/crochet, of oth txtl mtrsl	123	6,942	543	54,660
6112110000	Track suits of cotton knitted/crochet	1	4,047	61	31,857
6112120000	Track suits of synthetic fibres knitted/crochet	0	222	0	12,176
6112190000	Track suits of oth txtl mtrsl, knitted/crochet	16	19	105	124
6112200000	Ski suits knitted/crochet	0	180	0	8,602
6112310000	Male's swimwear, of synthtc fibr, knitted/crochet	1,185	14,110	31,706	648,793
6112390000	Male's swimwear, of oth txtl mtrsl, knitted/crochet	12	1,103	554	23,291
6112410000	Female swimwear, of synthtc fibr, knitted/crochet	2,875	33,504	92,202	1,322,743
6112490000	Female swimwear, of oth txtl mtrsl, knitted/crochet	34	3,589	201	51,989
6113001000	Diver wetsuit, made up of knitt/cochet, fabrics of heading 5903, 5906/5907	98	24,933	1,695	39,020
6113002000	Protectve/safety garmnt fr worker, made-up of knitt/cochet, head 5903;5906;590	2,385	44,315	12,243	308,362
6113009000	Oth garment, made up of knitt/crochet fabrics of heading 5903, 5906/5907	5,812	44,073	74,371	496,434
6114200000	Oth garments, knitted/crochet of cotton	171	16,113	5,229	284,991
6114300000	Oth garments, knitted/crochet of of man-made fibres	1,054	18,518	32,337	345,238
6114900000	Oth garments, knitted/crochet of of oth textile materials	297	91,807	8,067	987,634
6115100000	Panty hose & tights of graduated compression hosiery	158	1,670	3,223	23,655
6115210000	Panty hose & tights of synthetic fibres, single yarn <67 decitex, elastic/rubber	546	8,072	1,234	76,168
6115220000	Panty hose & tights of synthetic fibres, single yarn <67/>67 decitex,	16	32,715	333	143,898
6115291000	Stockings, socks, sockettes of cotton single yarn <67 decitex, elastic/rubber	0	7,667	0	58,682
6115299000	Panty hose & tights of oth than cotton elasticated/rubberised	8,516	38,140	24,838	169,222
6115301000	Women's full-length, knee-length hosiery of cotton, single yarn < 67 decitex	1	3	484	708
6115309000	Women's full-length, knee-length hosiery of oth than cotton, single yarn <67 dtex	1,793	8,407	2,276	48,539
6115940000	Oth stockings, socks, of wool/fine animal hair, single yarn < 67 decitex	1	396	54	20,888
6115950000	Oth stockings, socks, of cotton, single yarn < 67 decitex	8,209	158,171	124,503	1,427,843
6115960000	Oth stockings, socks, sockettes of synthetic fibres, single yarn < 67 dtex	10,508	247,110	67,744	822,182
6115990000	Oth stockings, socks, sockettes of oth textile materials, single yarn <67 dtex	4,375	33,896	16,472	113,856
6116100000	Gloves, mittens, mitts, knitted, croch. impregn., coated/covered plastics/rubber	20,513	106,315	158,379	1,107,134
6116910000	Gloves, mittens, of wool/fine animal hair knit. not impregn.coat.plastics/rubbers	0	1,933	0	79,123
6116920000	Gloves, mittens, of cotton knitted, croch. not impregnated coated plastics/rubbers	7,075	95,234	18,381	179,417
6116931000	Gloves, mittens, of synthetic fibres knit. not impregn.coat.plastics/rubbers	0	45	0	2,241
6116939000	Gloves, mittens, of oth th synthetic fibrsknit. not impregn.coat.plastics/rubbers	3,042	66,450	38,609	641,862
6116990000	Gloves, mittens, of oth textile materials knit. not impregn.coat.plastics/rubbers	1,903	12,964	5,422	75,714
6117101000	Shawls, scarves, mufflers, mantillas, & the like of cotton	441	16,636	6,269	122,369
6117109000	Shawls, scarves, mufflers, mantillas, & the like of oth textile materials	3,025	91,086	31,030	821,285
6117801100	Ties, bow ties & cravats of wool/fine animal hair	0	3,816	0	56,913
6117801900	Ties, bow ties & cravats of oth than wool/fine animal hair	4,004	22,957	159,536	506,222
6117809000	Oth access of oth than wool/fine animal hair	67,251	400,543	1,005,283	6,530,194
6117900000	Oth parts of garment	69,009	558,415	642,531	6,115,224
6201110000	Men/boys' overcoats, raincoats, car-coats, cloaks of wool/fine animal hair	183	3,644	10,829	133,970
6201120000	Men/boys' overcoats, raincoats, car-coats, cloaks of cotton	4	3,138	328	78,042
6201130000	Men/boys' overcoats, raincoats, car-coats, cloaks of man-made fibres	919	6,522	10,791	77,928
6201190010	Men/boys' overcoats, raincoats, car-coats, capes, cloaks of silk	0	1,065	0	4,353
6201190020	Men/boys' overcoats, raincoats, car-coats, capes, cloaks of ramie	0	1	0	50
6201190090	Men/boys' overcoats, raincoats, car-coats, cloaks of oth man-made fibres	560	22,276	4,055	170,761
6201910000	Men/boys' anorak, wind-cheaters/jackets of wool/fine animal hair	30	130	1,553	6,225
6201920000	Men/boys' anorak, wind-cheaters/jackets of cotton	127	32,818	7,357	383,761
6201930010	Men/boys' anorak, wind-cheaters/jackets of batik	0	149	0	25,243
6201930090	Men/boys' anorak, wind-cheaters/jackets of oth man-made fibres	401	11,591	17,051	432,900
6201990090	Men/boys' anorak, wind-cheaters/jackets of oth textile materials	43	6,846	2,593	72,614
6202110000	Women/girls' overcoats, raincoats, car-coats, capes of wool/fine animal hair	336	6,653	24,006	243,297
6202120000	Women/girls' overcoats, raincoats, car-coats, capes of cotton	144	4,573	8,007	223,730
6202130010	Women/girls' overcoats, raincoats, car-coats, capes of batik	0	23	0	476
6202130090	Women/girls' overcoats, raincoats, car-coats, capes of oth man-made fibres	643	5,997	36,747	276,508
6202190010	Women/girls' overcoats, raincoats, car-coats, capes of silk	174	287	4,652	6,641
6202190020	Women/girls' overcoats, raincoats, car-coats, capes of ramie	0	1	0	279
6202190090	Women/girls' overcoats, raincoats, car-coats, capes of oth textile materials	352	1,150	2,228	33,617

I.3. IMPOR MENURUT KOMODITI / IMPORT BY HS COMMODITY
 *** DESEMBER / DECEMBER 2010 ***

HS	Uraian Komoditi Commodity Description	Berat Bersih / Net Weight (Kg)		Nilai / Value C.I.F (US\$)	
		Bulan ini Current Month	Kumulatif Cum.Jan. to date	Bulan ini Current Month	Kumulatif Cum.Jan. to date
6202910000	Women/girls'anorak,wind-cheater/jacketsof wool/fine animal hair	0	489	0	26,743
6202920000	Women/girls'anorak,wind-cheater/jacketsof cotton	183	9,303	10,130	242,150
6202930010	Women/girls'anorak,wind-cheater/jacketsof batik	0	1	0	3
6202930090	Women/girls'anorak,wind-cheater/jacketsof oth man-made fibres	209	7,633	13,520	236,680
6202990090	Oth female wear,of oth textl matr,oth than silk & ramie	23	1,280	1,201	14,862
6203110000	Men/boys'suits of wool/fine animalhair	151,509	962,476	313,705	2,316,550
6203120000	Men/boys' suits of synthetic fibres	0	1,818	0	53,901
6203191000	Men/boys' suits of cotton	0	811	0	13,098
6203199090	Male's suits, of oth textl matr,oth thn silk&ramie,oth thn cotton	1,741	5,202	3,014	38,596
6203220000	Men/boys' ensembles of cotton	0	3,399	0	17,010
6203230000	Men/boys' ensembles of synthetic fibres	0	2,321	0	6,523
6203290090	Male's ensembles, of oth textl matr,oth than silk & ramie	0	558	0	4,771
6203310000	Men/boys' jackets & blazers of woolor fine animal hair	39,086	172,638	116,000	854,824
6203320000	Men/boys' jackets & blazers of cotton	16,097	397,232	84,372	1,604,540
6203330000	Men/boys' jackets & blazers of syntheticfibres	31,841	197,579	129,316	1,140,247
6203390010	Male jact&blazr, of oth textl matr,of silk	0	33	0	2,800
6203390020	Male jact&blazr, of oth textl matr,of ramie	0	35	0	3,068
6203390090	Male jact&blazr, of oth textl matr,oth than silk & ramie	1,286	3,673	5,821	140,452
6203410000	Trous,bib&brace overll,breech&short,of wool/fine animal hair,male wear	248	1,013,062	17,731	2,996,151
6203421000	Men/boys' bib & brace overalls ofcotton	1,687	6,888	13,004	140,991
6203429000	Men/boys' trousers of cotton	183,646	2,885,208	1,303,703	14,205,149
6203430000	Trous,bib&brace overll,breech&short,of synthtc fibres,male wear	5,733	104,644	198,223	2,314,462
6203490010	Trous,bib&brace overll,breech&short,of oth txtl mtr,of silk, for mens/boys	0	60	0	2,292
6203490090	Trous,bib&brace overll,breech&short,of oth txtl mtr,oth thn rami&silk,for m	1,271	31,957	5,167	383,597
6204110000	Women/girls' suits of wool/fineanimal hair	0	367	0	3,202
6204120000	Women/girls' suits of cotton	196	7,362	4,237	42,386
6204130000	Women/girls'suits of synthetic fibres	0	113	0	2,583
6204190010	Female suit, of oth textl matr,oth thnswimwear,of silk	0	31	0	2,167
6204190020	Female suit, of oth textl matr,oth thnswimwear,of ramie	0	3	0	855
6204190090	Female suit, of oth textl matr,oth thnswimwear,oth than silk & ramie	9,560	42,811	62,226	196,090
6204220000	Women/girls' ensembles of cotton	367	48,659	765	126,070
6204230000	Women/girls' ensembles of syntheticfibres	971	41,042	2,661	108,742
6204290090	Female ensembl, of oth textl matr,oththn swimwear,of silk&ramie	9	110	196	3,526
6204310000	Women/girls' jackets & blazers ofwool/fine animal hair	76	910	4,982	70,441
6204320000	Women/girls' jackets & blazers ofcotton	14,181	103,526	56,782	758,715
6204330000	Women/girls' jackets & blazers ofsynthetic fibres	1,999	35,760	91,028	671,087
6204390010	Female jact&blazr,of oth txtl mtr,oththn swimwear,of silk	0	576	0	43,407
6204390020	Female jact&blazr,of oth txtl mtr,oththn swimwear,of ramie	0	5	0	730
6204390090	Female jact&blazr,of oth txtl mtr,oththn swimwear,of silk&ramie	161	6,465	15,928	268,019
6204410000	Dresses of wool/fine animal hairnot knitted/crocheted	3,832	83,494	10,356	249,383
6204420000	Dresses of cotton	21,724	347,962	134,568	2,587,103
6204430000	Dresses of synthetic fibres	10,090	230,974	244,723	1,834,619
6204440000	Dresses of artificial fibres	2,171	19,623	117,640	893,432
6204490010	Female dresses,of oth textl matr,oththn swimwear,of silk	456	6,713	34,601	404,831
6204490020	Female dresses,of oth textl matr,oththn swimwear,of ramie	0	53	0	6,237
6204490090	Female dresses,of oth textl matr,oththn swimwear,of silk&ramie	435	15,098	20,182	471,627
6204510000	Skirts & divided skirts of wool/fineanimal hair	4,896	39,429	13,812	132,350
6204520000	Skirts & divided skirts of cotton	23,354	167,688	161,733	1,369,569
6204530000	Skirts & divided skirts of syntheticfibres	4,574	73,268	81,101	670,127
6204590010	Feml skirt&dvde skrt, oth txtl mtr,oththn swimwear,of silk	41	1,025	2,369	76,837
6204590020	Feml skirt&dvde skrt, oth txtl mtr,oththn swimwear,of ramie	0	57	0	2,056
6204590090	Feml skirt&dvde skrt, oth txtl mtr,oththn swimwear,of silk&ramie	7,059	60,949	73,717	556,421
6204610000	Women/girls' trousers,bib&brace overallbreeche,short of wool/fine animal hair	76	957	5,772	51,044
6204620000	Women/girls' trousers,bib&brace overallbreeches,shorts of cotton	174,185	1,622,494	1,115,668	9,991,965
6204630010	Women/girls' trousers,bib&brace overallbreeches,shorts of batik	1	94	4	2,143
6204630099	Oth women/girls' flyers coveralls	3,438	148,680	137,077	1,382,103
6204690010	Trous,bib&brace overll,breech&short,of oth txtl mtr,of silk, for womens/gir	0	1,539	0	68,229
6204690020	Trous,bib&brace overll,breech&short,of oth txtl mtr,of ramie, for womens/gi	0	123	0	420
6204690090	Trous,bib&brace overll,breech&short,of oth txtl mtr,oth thn silk&rami, wmn	74,813	1,112,994	329,654	4,424,531
6205200000	Men/boys' shirts of cotton	18,783	263,641	393,841	5,733,165
6205300000	Men/boys' shirts of man-made fibres	1,294	33,870	27,694	706,659
6205900010	Male's shirts,of oth textl matr,of silk	0	581	0	24,987
6205900020	Male's shirts,of oth textl matr,of ramie	231	243	2,021	3,891
6205900090	Male's shirts,of oth textl matr,oth thn silk&ramie	20,513	169,933	80,027	870,270
6206100000	Women/girls' blouses, shirts & shirts-blouses of silk/silk waste	559	7,693	36,026	432,268
6206200000	Women/girls' blouses, shirts & shirts-blouses of wool/fine animal hair	43,172	470,950	90,919	1,305,904
6206300000	Women/girls' blouses, shirts & shirts-blouses of cotton	33,493	727,295	512,912	6,160,400
6206400000	Women/girls' blouses, shirts & shirts-blouses of man-made fibres	29,271	591,756	294,322	3,392,282
6206900010	Female's wear,of oth textl matr,of silk	62	3,423	4,247	251,068
6206900020	Female's wear,of oth textl matr,of ramie	257	334	4,267	4,531
6206900090	Female's wear,of oth textl matr,oth thn silk&ramie	105,879	988,599	622,843	4,354,733
6207110000	Men/boys'underpants & briefs ofcotton	1,017	5,623	18,403	126,079
6207190000	Men/boys'underpants & briefs ofoth textile materials	10	11,469	51	84,566
6207210000	Men/boys' nightshirts & pyjamasof cotton	89	34,901	3,333	115,012
6207220000	Men/boys' nightshirts & pyjamasof man-made fibres	43	9,804	1,660	27,884
6207290090	Male night shirt&pyjam,f oth txtl mtr,oth thn silk&ramie	0	1	0	5
6207910000	Oth male wear,of cotton	0	199	0	6,527
6207990000	Oth male wear,of oth textl matr	26	57	1,063	1,866
6208110000	Women/girls' slips & petticoatsof man-made fibres	0	2,206	0	7,123
6208190010	Female slip&petticoat,of oth textlmtr,of silk	2	1,877	69	36,681
6208190090	Female slip&petticoat,of oth textlmtr,oth thn silk&rami	406	7,236	7,378	43,916
6208210000	Women/girls' nightdresses & pyjamasof cotton	5,499	232,752	15,716	608,638
6208220000	Women/girls' nightdresses & pyjamasof man-made fibres	88	51,003	3,474	133,244

I.3. IMPOR MENURUT KOMODITI / IMPORT BY HS COMMODITY
 *** DESEMBER / DECEMBER 2010 ***

HS	Uraian Komoditi Commodity Description	Berat Bersih / Net Weight (Kg)		Nilai / Value C.I.F (US\$)	
		Bulan ini Current Month	Kumulatif Cum.Jan. to date	Bulan ini Current Month	Kumulatif Cum.Jan. to date
6208290090	Female nightdress&pyjam,of oth textlmtrl,oth thn silk&rami	1	6	128	208
6208911000	Panties of cotton	2,600	14,313	17,238	98,217
6208919000	Women/girls' singlets of cotton	152	13,600	4,346	220,407
6208920000	Female wear of man-made fibres	373	3,666	2,165	53,324
6208991000	Female wear of oth textl matr,of woolor fine animal hair	2,001	133,561	6,458	458,430
6208999000	Female wear of oth textl matr,oth thnwool/fine animal hair	499	6,574	4,519	53,574
6209202000	Babies' t-shirts,shirts,pyjamas, napkins(diapers), & similar articles of cotton	1,465	49,162	24,255	487,968
6209209010	Babie garmnt&cloth accessri,of cotton,oth wear,suit,pant&similr articl	2,306	16,984	59,078	342,269
6209209090	Babie garmnt&cloth accessri,of cotton,oth wear,oth thn suit,pant&similr articl	269	11,504	8,453	296,265
6209301000	Babies' suits, pants & similar articlesof synthetic fibres	69	2,435	2,157	34,978
6209302000	Babies' t-shirts,shirts,pyjama, napkins& similar articles of synthetic fibres	397	5,777	8,222	104,563
6209303000	Babies clothing access of syntheticfibers	11	11,716	156	174,959
6209900000	Babies garment&clothing accessries,of oth textiles materials	309	22,454	12,695	141,567
6210101000	Garmnt,made up of fabr of head 5602or 5603,protective works garments	10	7,082	131	64,080
6210109000	Garmnt,made up of fabr of head 5602or 5603,oth thn protective work garmnt	87	2,154	3,988	32,250
6210201000	Oth garmnt of subhead 620111-620119,protective works garments	0	6,645	0	43,247
6210209000	Oth garmnt of subhead 620111-620119,oth thn protective work garmnt	65	68,554	299	578,686
6210301000	Oth garmnt of subhead 620211-620219,protective works garments	0	896	0	61,257
6210309000	Oth garmnt of subhead 620211-620219,oth thn protective work garmnt	3,927	17,814	36,600	257,089
6210400000	Oth male garmnt,made up of fabr of head 5602;5603;5903;5906;5907	10,261	46,848	76,460	637,990
6210500000	Oth female garmnt,made up of fabr of head 5602;5603;5903;5906;5907	1,441	18,713	56,811	475,107
6211110010	Men/boys' swimwear of batik	0	1	0	6
6211110090	Men/boys' swimwear of oth than batik	1,923	11,345	70,090	407,751
6211120090	Women/girls' swimwear of oth than batik	1,124	4,614	30,226	151,106
6211320000	Men/boys' track suits of cotton	11,772	174,458	16,987	286,240
6211330000	Oth garments, mens/boys,of man-made fibres	201	5,284	1,477	95,258
6211390000	Oth garments, mens/boys,of oth textile materials	29	483	2,109	15,230
6211420000	Oth garments, womens/girls,of cotton	2,756	43,500	26,627	287,104
6211431000	Women/girls' surgical gowns of man-made fibres	3	14	8	40
6211439000	Oth garmnt,males,of man-made fibres,oth than surgical gowns	2,079	129,962	46,976	534,776
6211490000	Oth garmnt,males,of oth textilesmaterials	63	3,335	3,672	115,501
6212101000	Brassieres of cotton	12,352	168,014	56,086	763,182
6212109000	Brassieres of oth textile materials	324,785	5,063,242	1,795,480	25,120,654
6212201000	Girdles & panty-girdles of cotton	11	1,352	27	7,213
6212209000	Girdles & panty-girdles of oth textilematerials	504	19,196	12,338	303,497
6212301000	Corselettes of cotton	0	752	0	2,799
6212309000	Corselettes of oth textile materials	1,586	10,438	47,614	263,607
6212901000	Suspenders, garters of cotton	50	1,051	815	33,594
6212909000	Suspenders, garters of oth textilematerials	85,535	569,739	1,573,771	11,238,277
6213200010	Handkerchiefs, of cottonbatik	0	548	0	3,606
6213200090	Handkerchiefs, of cottonoth than batik	4,230	132,519	12,697	365,864
6213900099	Handkerchiefs of oth textile materials,oth thn of silk&batik	37	5,517	93	12,514
6214100010	Shawls, scarves, mufflers, mantillas,veils'batik of silk/silk waste	5	5	97	97
6214100090	Shawls, scarves, mufflers, mantillas,veils'not batik of silk/silk waste	1,183	22,607	44,653	446,977
6214200000	Shawl,scarve,muffler,mantilla,veils &the like, of wool/fine animals hair	8,828	151,845	27,660	436,911
6214300090	Shawls, scarves, mufflers, mantillas,veils' not batik of synthetic fibres	87,722	367,111	160,582	1,002,328
6214400090	Shawls, scarves, mufflers, mantillas,veils' not batik of artificial fibres	363	3,953	16,144	172,483
6214900010	Shawls, scarves, mufflers, mantillas,veils' batik of textile materials	0	6	0	101
6214900090	Shawls, scarves, mufflers, mantillas,veils'not batik of oth textile materials	5,455	59,742	59,322	522,865
6215100010	Ties, bow ties & cravats' batik of silkor silk waste	0	753	0	3,020
6215100090	Ties, bow ties & cravats' not batik of silk/silk waste	555	8,103	31,142	233,063
6215200010	Ties, bow ties & cravats' batik of man-made fibres	0	15	0	5,278
6215200090	Ties, bow ties & cravats' not batik ofman-made fibres	1,576	25,465	19,294	437,553
6215900010	Ties, bow ties & cravats of othtextiles materials, batik	0	76	0	821
6215900090	Ties, bow ties & cravats of othtextiles materials, oth thn batik	3	1,064	74	11,091
6216001000	Protective work gloves, mittens & mitts	2,138	36,401	13,816	196,020
6216009100	Oth gloves, mittens of wool/fineanimal hair	46	3,353	100	10,866
6216009200	Oth gloves, mittens of cotton, oth thansubheading 6216.00.10	77	17,751	2,638	36,776
6216009900	Oth gloves, mittens of oth textilematerials	6,937	54,019	37,887	367,686
6217100000	Accesories of clothing access oth thanof heading 62.12	89,833	825,395	1,771,629	10,104,073
6217900000	Parts of clothing access oth thanof heading 62.12	72,757	698,867	1,505,108	21,076,016
6301100000	Electric blankets	132	1,280	88,028	116,274
6301200000	Blankets not electric and travellingrugs, of wool/fine animal hair	35	19,109	303	116,972
6301300000	Blankets not electric and travellingrugs, of cotton	32,934	462,897	116,918	1,189,435
6301400010	Blankt(oth thn elctrc blankt)&travllngrug,of synthtc fibr,of nonwoven fabr	1,367	36,621	12,371	428,372
6301400090	Blankt(oth thn elctrc blankt)&travllngrug,of synthtc fibr,oth nonwoven fabr	103,167	655,531	247,546	1,822,177
6301900010	Oth blankets&travelling rugs,of nonwoven fabrics	131	1,624	2,515	44,269
6301900090	Oth blankets&travelling rugs,oth thn nonwoven fabrics	1,751	35,388	26,243	165,402
6302100000	Bed linen, knitted/crocheted	67	2,052	425	25,075
6302210000	Bed linen, printed of cotton	18,055	205,937	75,625	861,070
6302229000	Bed linen, printed of man-made fibresof woven fabrics	26,989	58,879	64,387	166,716
6302290000	Bed linen, printed of oth textilematerials	0	906	0	9,832
6302310000	Oth bed linen of cotton	55,894	373,763	351,637	1,625,419
6302321000	Oth bed linen of man-made fabricsof nonwoven fabrics	27,819	117,562	100,348	350,734
6302329000	Oth bed linen of man-made fabricsof woven fabrics	20,442	327,715	12,335	403,816
6302390000	Oth bed linen of oth textile materials	0	1,092	0	5,387
6302400000	Table linen, knitted/crocheted	121	155,987	2,785	299,497
6302510010	Oth table linen's batik of cotton	0	90	0	1,560
6302510090	Oth table linen's not batik of cotton	288	31,023	2,873	157,699
6302530090	Oth table linen,of man-made fibresoth than batik	0	14,880	0	120,000
6302590090	Oth table linen not batik of oth txtlmaterials	270	7,884	2,137	33,800
6302600090	Toilet,kitchen linen,of terry towelling/similar terry, not batik, of cotton	192,186	2,266,359	445,018	4,400,642
6302910010	Oth bed linen batik of cotton	0	9	0	10

I.3. IMPOR MENURUT KOMODITI / IMPORT BY HS COMMODITY
 *** DESEMBER / DECEMBER 2010 ***

HS	Uraian Komoditi Commodity Description	Berat Bersih / Net Weight (Kg)		Nilai / Value C.I.F (US\$)	
		Bulan ini Current Month	Kumulatif Cum.Jan. to date	Bulan ini Current Month	Kumulatif Cum.Jan. to date
6302910090	Oth bed linen not batik of cotton	124,951	1,130,200	577,541	2,847,909
6302930090	Oth linen, of man-made fibres,oth thn batik	0	116,426	0	199,981
6302990000	Oth linen, of oth textile materials	1,391	146,782	12,593	1,020,913
6303120000	Curtain, blinds, valances, knitted/crocheted of synthetic fibres	3,604	58,472	35,180	327,286
6303191000	Curtain, knitted/crocheted, of oth textiles materials, of cotton	0	16	0	255
6303199000	Curtain, knitted/crocheted, of oth textiles materials, oth thn cotton	8,515	119,695	30,719	628,388
6303910000	Curtain not knitted/crocheted of cotton	0	4,586	0	105,807
6303920000	Curtain not knitted/crocheted of synthetic fibres	14,459	220,038	79,277	1,032,432
6303990000	Curtain not knitted/crocheted of oth textile materials	322	9,589	4,686	41,208
6304110000	Bedsprads, knitted/crocheted	0	17,547	0	39,663
6304191010	Oth furnishing artcl,bedsprd,of cotton,oth thn knitt/crochett,batik	0	5	0	44
6304191090	Oth furnishing artcl,bedsprd,of cotton,oth thn knitt/crochett,oth thn batik	10,404	96,531	56,796	793,470
6304192010	Oth furnishing artcl,bedsprd,oth nonwvn,oth thn knitt/crochett,batik	0	56	0	514
6304192090	Oth furnishing artcl,bedsprd,oth nonwvn,oth thn knitt/crochett,oth thn batik	0	123	0	538
6304199010	Oth furnishing artcl,bedsprd,oth thn ctnnonwvn knitt/crochett,batik	0	10	0	67
6304199090	Oth furnishing artcl,bedsprd,oth thn ctnnonwvn knitt/crochett,oth thn batik	88	915	531	11,617
6304911000	Oth furnishing artcl,oth thn bedsprd,kntt/crocheted, mosquito nets	275,949	2,111,155	1,721,867	12,812,061
6304919000	Oth furnishing artcl,oth thn bedsprd,kntt/crocheted, oth thn mosquito nets	0	1,450	0	3,613
6304920000	Oth furnishing artcl,oth thn bedsprd,notknitt/crochet,of cotton	0	9,451	0	71,047
6304930000	Oth furnishing artcl,oth thn bedsprd,notknitt/crochet,of synthct fibres	754	22,550	2,208	100,205
6304990000	Oth furnishing artcl,oth thn bedsprd,notknitt/crochet,of oth txtl mtrl	13	2,164	148	12,711
6305101100	Sack&bag,oth bast fibr head 5303,new,of jute	1,027,739	13,470,169	950,728	14,059,905
6305101900	Sack&bag,oth bast fibr head 5303,new,oth thn jute	275	35,824	977	64,071
6305102100	Sack&bag,oth bast fibr head 5303,used,of jute	99,200	631,636	12,500	79,234
6305102900	Sack&bag,oth bast fibr head 5303,used,oth thn jute	698	6,687	2,715	26,228
6305200000	Sacks and bags, of cotton	2	44,935	44	627,576
6305321000	Flexible intermediate bulk containersof nonwovens	0	2,891	0	107,262
6305322000	Flexible intermediate bulk containersknitted/crocheted	0	40	0	1,225
6305329000	Flexible intermediate bulk containersnot knitted/crocheted	6,120	7,356	23,773	73,535
6305331000	Sack,bag of polyethylene/polypropylenestrip knitted/crocheted	0	3,208	0	24,626
6305332000	Sacks, bags of woven fabrics of strip or the like	0	28,749	0	80,780
6305339000	Sack,bag of polyethylene/polypropylenestrip not knitted/crocheted	2,116	49,460	10,620	93,457
6305391000	Oth sacks, bags of nonwovensof polyethylene/polypropilene	61	1,457	16	13,745
6305392000	Oth sacks, bags of knitted/crochetedof polyethylene/polypropilene	0	1,917	0	21,317
6305399000	Oth sacks,bags of not knitted/crochetedof polyethylene/polypropilene	1,285	13,739	7,443	112,984
6305909000	Oth sacks, bags	5,662	59,131	5,720	94,066
6306120000	Tarpaulins, awnings & sunblindsOf synthetic fibres	1,113,810	4,494,583	1,224,508	5,473,092
6306191000	Tarpaulins, awnings & sunblinds of hemp of heading 53.04/coconut head. 53.05	0	86	0	934
6306199000	Tarpaulins, awnings & sunblinds of oth textile materials :	147,907	250,832	208,749	394,821
6306220000	Tents of synthetic fibres	43,629	492,612	114,943	1,137,723
6306299000	Tents of oth textiles materials oth than cotton	6,574	51,266	19,384	250,641
6306300000	Sails	0	158	0	3,978
6306409000	Pneumatic mattresses oth than cotton	46	14,250	738	68,179
6306910000	Oth camping goods of cotton	0	959	0	2,502
6306991000	Oth camping goods of oth textile materials, non wovens	0	66	0	1,838
6306999000	Oth camping goods of oth textile materials, wovens	0	5,863	0	17,576
6307101000	Floor-cloths,dish-cloths,dusters, cleaning cloths of nonwovens	5,213	37,677	23,632	175,985
6307102000	Floor-cloths,dish-cloths,dusters, cleaning cloths of felts	1	2,738	1	32,798
6307109000	Floor-cloths,dish-cloths,dusters, cleaning cloths of not felts, woven	45,961	497,822	357,528	3,089,581
6307200000	Life-jackets and life-belts	2,275	82,865	13,699	866,101
6307903000	Umbrella covers in pre-cut triangular form	0	36,211	0	388,171
6307906000	Life harnesses	29	37,697	425	394,385
6307909000	Oth made up articles	74,019	867,571	1,379,842	16,676,028
6308000000	Sets consisting of woven fabric&yarn	1,064	3,425	8,610	26,768
6309000000	Worn clothing & oth worn articles.	23,525	106,379	236,935	909,517
6310101000	Used/new rags, sorted	0	391	0	6,331
6310109000	Scrap twine, cordage, rope and cables worn out articles of those, sorted	178,012	2,243,365	106,776	1,380,198
6310901000	Used/new rags, unsorted	0	4,205	0	34,086
6310909000	Scrap twine, cordage, rope and cables worn out articles of those, unsorted	1,099	39,379	31,756	324,451
6401100000	Waterproof footwear incorp. protective metal toe-cap with outer soles, rubbers	1,392	218,801	1,853	421,366
6401920000	Waterproof footwear, covering the ankle but not cover the knee, with outer soles	332	68,963	557	125,639
6401990000	Oth waterproof footwear with outer sole plastic by stitching, riveting, nailing	368	246,688	3,547	587,979
6402120000	Ski-boots, cross-country ski footwear & snowboard boot with outer soles, rubber	0	21,205	0	34,587
6402190000	Sports footwear with outer soles, rubber or plastics	69,298	3,146,144	801,007	23,037,942
6402200000	Footwear with upper straps/thongs assembled to the sole by means of plugs	17	21,446	2,492	144,197
6402911000	Oth footwear covering the ankle, diving boots	0	3,278	0	30,056
6402919000	Oth footwear covering the ankle, oth than diving boots	2,440	157,412	81,013	1,039,150
6402990000	Footwear not covering the ankle without outer soles, rubbers, plastics	1,522,971	17,614,886	3,168,138	39,770,724
6403120000	Ski-boots, cross-country ski footwear & snowboard boot, outer soles, leathers	0	49	0	540
6403191000	Sports footwear fitted with studs, bar & the like, foot ball, running, golf shoes	4,595	11,176	205,459	383,285
6403199000	Sports footwear not fitted with studs, bar & the like	31,417	420,830	513,078	6,759,525
6403200000	Footwear, outer soles of leather, uppers of leather straps accros, instep big toe	156	2,677	642	96,052
6403400000	Footwear, incorp. a protective metal toe cap base/platform of wood	111,556	1,278,254	1,132,731	11,647,218
6403510000	Oth footwear with outer sole of leather covering the ankle	447	5,193	15,909	94,095
6403590000	Oth footwear with outer sole of leather oth than covering the ankle	52,074	229,024	164,536	1,182,240
6403910000	Oth footwear covering the ankle	4,163	21,432	56,581	765,501
6403990000	Oth footwear oth than covering the ankle	54,413	530,882	1,213,583	9,575,189
6404111000	Footwear with outer sole of rubber/plastic sprt footwr fitt w spik, cleat/th like	0	8,589	0	163,543
6404119000	Footwear with outer sole of rubber/plastic sprt footwr fitt w/o spik, cleat/th like	35,158	572,576	367,429	5,749,212
6404190000	Sports footwear for oth purposes with outer incl. textile materials	46,802	2,569,317	437,657	11,848,789
6404200000	Footwear with outer soles of leather/composition leather	120	25,664	4,782	291,432
6405100000	Oth footwear, with uppers of leather/composition leather	5,953	47,891	208,886	1,708,779
6405200000	Oth footwear, with uppers of oth textile materials	2,024	30,773	45,084	642,902

I.3. IMPOR MENURUT KOMODITI / IMPORT BY HS COMMODITY
 *** DESEMBER / DECEMBER 2010 ***

HS	Uraian Komoditi Commodity Description	Berat Bersih / Net Weight (Kg)		Nilai / Value C.I.F (US\$)	
		Bulan ini Current Month	Kumulatif Cum.Jan. to date	Bulan ini Current Month	Kumulatif Cum.Jan. to date
6405900000	Oth footwear	78,462	1,037,254	304,454	4,166,726
6406101000	Uppers & parts thereof, oth than stiffeners of metal	35,583	650,240	113,459	3,202,352
6406109000	Uppers & parts thereof, oth than stiffeners of oth than metal	241,763	2,551,341	3,737,158	35,057,666
6406200000	Parts of footwear with outer soles &heels, of rubber/plastics	1,031,650	9,130,678	6,323,643	42,993,215
6406910000	Parts of footwear of wood	1,159	3,285	4,944	24,095
6406991100	Oth part of footwear of oth materials of iron/steel	119,017	515,710	1,127,393	5,787,495
6406991200	Oth part of footwear of oth materials of copper	0	1,757	0	11,401
6406991900	Oth part of footwear of oth materials oth thn iron/steel, copper	39,622	651,909	268,499	3,717,729
6406992100	Oth part of footwear of oth materials of rubber/plastic in-soles	208,633	873,832	777,245	4,163,138
6406992900	Oth part of footwear of oth materials of rubber/plastic out-soles	166,882	439,176	1,520,199	3,679,511
6406999000	Oth parts of footwear	313,564	2,459,099	2,779,307	25,293,530
6501000000	Hat-forms,bodies,hood of felt,not blockshape, not brims, plateoux, manchons	62	29,253	161	82,072
6502000000	Hat-shapes, plaited,by assembling strip of any material, no block shape,lined	112	262	116	1,996
6504000000	Hats,oth headgear/plaited,by assembling strips of any material, trimmed/not	1,067	52,920	7,872	212,223
6505100000	Hat&oth headgear, knitt/crochet,hair-nets	8,041	155,458	38,732	2,281,139
6505900000	Hat&oth headgear, knitt/crochet,oth than hair-nets	12,793	224,423	216,269	2,345,978
6506101000	Protective helmets for motorcyclistswhether/not lined/trimmed	11,526	301,248	41,729	1,265,100
6506102000	Industrial safety helmets, oth thansteel helmets whether/not lined	11,232	127,200	99,875	1,021,794
6506103000	Steel helmets	231	4,335	47,152	118,014
6506109000	Oth safety headgear	21,640	313,621	219,124	1,961,399
6506910000	Oth headgear of rubber/of plastics	4,904	64,989	24,939	221,122
6506991000	Nonwoven disposable headgear of othmaterials	0	133	0	1,908
6506999000	Nonwoven oth than disposable headgear of oth materials	9,502	88,549	15,879	412,212
6507000000	Head-band,lining,cover,hat foundation,hat frame,peak&chinstrap,for head-gear	42,143	335,840	203,377	1,626,217
6601100000	Garden/similar umbrellas	64,727	536,136	129,331	1,008,842
6601910000	Umbrellas having a telescopic shaft	100,908	698,107	210,700	1,439,661
6601990000	Umbrellas not having a telescopic shaft	1,273,937	6,224,663	1,984,403	9,406,799
6602000000	Walking-sticks, seat-sticks, whips,riding crops & the like.	21,419	68,742	61,790	216,108
6603200000	Umbrella frames, including framesmounted on shafts (sticks)	25,720	523,801	50,185	764,547
6603901000	Parts for articles of heading 66.01	15,633	167,276	21,567	268,980
6603902000	Parts for articles of heading 66.02	0	8,888	0	7,754
6701000000	Skin&oth part f bird w their feathr/down, feathr/down,feathr,part of feathers	7,220	59,404	7,364	382,270
6702100000	Artificial flower, foliage,fruit, partsof plastics	130,809	924,080	386,837	2,206,122
6702900000	Artificial flower, foliage,fruit, partsof oth materials	57,212	496,597	190,180	1,671,105
6703000000	Human hair, dressed, thinned,bleached,othwise worked for wigs/the like	2,531	77,105	293,770	7,813,220
6704110000	Complete wigs of synthetic materials	877	14,968	10,880	280,179
6704190000	False beards, eyebrows,eyelashes,switches of synthetic materials	1,073	48,417	7,904	368,045
6704200000	Wigs, false beards, eyebrows,eyelashes,of human hair	0	1,330	0	33,759
6704900000	Wigs, false beards, eyebrows,eyelashes,of oth materials	2,875	59,150	47,574	749,905
6801000000	Setts, curbstones & flagstones, ofnatural stone (except slate)	103	1,309,407	2,597	278,994
6802100000	Tiles, cubes,similar articles, square<7 cm, art. colored, chipping & powder	1,860	92,800	5,522	60,497
6802210000	Marble, travertine & alabaster, simplycut/sawn a flat/even surface	1,189,432	12,388,897	337,615	6,832,780
6802230010	Oth monumntl/buildng ston&artcl thereof,granite polished slabs	965,408	15,666,802	332,821	5,122,091
6802230090	Oth monumntl/buildng ston&artcl thereof,granite oth thn polished slabs	336,700	1,013,606	130,063	392,407
6802290000	Monumental/building stone, simplycut/sawn a flat/even surface	1,237	697,539	3,222	187,984
6802910000	Marble, travertine & alabaster, futherworked	928,950	8,761,714	302,890	2,811,049
6802930000	Granite further worked	1,393,595	7,877,907	475,098	2,566,916
6802990000	Monumental/building stone, furtherworked	13,649	793,372	8,717	331,696
6803000010	Slate(work&article/of agglomerat)slabs/roofing slates	51,630	243,120	32,616	140,999
6803000090	Slate(work&article/of agglomerat)oth thn slabs/roofing slates	40,003	616,958	17,179	209,195
6804100000	Millstones & grindstones for milling,grinding/pulping	886,436	7,267,407	1,235,910	14,178,634
6804210000	Millstones, grindstones, grinding ofagglomerated synthetic/natural diamond	73,268	1,249,315	1,335,037	8,165,525
6804220000	Oth millstone,grindstone,grinding wheel&the like of oth agglomerat abrasv/ceran	706,496	8,034,384	1,803,953	21,892,350
6804230000	Oth millstone,grindstone,grinding wheel&the like of natural stone	127,017	1,856,261	290,814	2,963,105
6804300000	Hand sharpening/polishing stones	381,328	3,547,472	278,304	2,482,747
6805100000	Natural, art. abrasive powder,grainon a base of woven textile fabric only	328,130	2,545,540	1,272,996	9,358,085
6805201000	Polishing discs on base of paper/paperboard only	6,829	121,740	37,090	557,682
6805209000	Oth natural abrasive on base of paperor paperboard only	167,088	2,723,771	507,282	6,724,429
6805300010	Abrasiv powder/grain,natural/artificial,base of oth materl, polishing discs	48,474	540,331	225,433	3,033,285
6805300090	Abrasiv powder/grain,natural/artificial,base of oth materl,oth thn polish disc	77,064	952,777	393,920	3,760,838
6806100000	Slag wool, rock wool & similar mineralwools, in bulk, sheets/rolls	929,701	9,381,322	1,078,586	12,130,899
6806200000	Exfoliated vermiculite, expanded clays,foamed slag,similar exp.mineral mtrials	17,893	323,654	27,287	523,166
6806900000	Insulating, sound-insulating/sound-absorbing mineral materials	404,663	4,044,736	1,116,656	8,374,443
6807100000	Articles of asphalt/of similarmaterial in rolls	286,163	5,172,643	148,367	3,297,243
6807900000	Oth articles asphalt/similar material	1,390,323	7,612,407	1,154,263	5,763,046
6808000000	Panels, boards, tiles, & similar art.of vegetable fibre, agg with cement etc	326,889	2,514,374	151,668	1,400,231
6809110000	Boards, sheets faced, reinforced withpaper/board only	2,386,400	16,315,068	384,843	2,784,390
6809190000	Board, sheet not faced, reinforced withpaper/board only	3,457,834	21,785,609	729,720	4,465,123
6809901000	Dental moulds of plaster	0	32	0	770
6809909000	Articles of plaster/of compositionsbased on plaster oth than dental moulds	274	189,769	1,013	102,775
6810110000	Tile,flagstone,brickssimilar articlebuilding blocks & bricks	114,870	2,216,942	58,313	680,061
6810190000	Tile,flagstone,brickssimilar articleoth thn building block&brick	305,811	1,381,600	342,897	3,415,605
6810910010	Prefabrcat structrl componnt for build/civil engineering concrete building pile	373,374	11,422,806	44,116	2,044,644
6810910090	Prefabrcat structrl componnt for build/civil engineer oth thn conrcr build pile	34,905	173,736	162,934	177,673
6810990010	Cassions	93	10,465	93	14,402
6810990090	Oth prefabricated structural component	43,528	233,375	74,832	382,710
6811400000	Article of cemnt,cellulosefibr/the likecontaining asbestos	73,408	1,738,424	33,117	493,756
6811810000	Article of cemnt,cellulosefibr/the likenot containing asbestos corrugated sheet	651	9,952	462	16,799
6811820000	Article of cemnt,cellulosefibr/the likeoth sheet,panel,tile&similar article	936,985	8,466,924	234,522	2,454,980
6811830000	Article of cemnt,cellulosefibr/the liketubes, pipes and tubes/pipe fittings	15,879	67,392	20,404	230,016
6811890000	Oth article of cement,cellulosefibr/the like	63,627	343,659	186,247	1,011,240
6812801000	Cloth&accessori,paper,millboard&felt,fabricated crocidolite fibres	1,029	10,562	12,987	83,571
6812809000	Oth thn cloth&accessori,millboard&felt,paper,fabricated crocidolite fibres	93,113	971,009	1,168,578	10,923,413

I.3. IMPOR MENURUT KOMODITI / IMPORT BY HS COMMODITY
 *** DECEMBER / DECEMBER 2010 ***

HS	Uraian Komoditi Commodity Description	Berat Bersih / Net Weight (Kg)		Nilai / Value C.I.F (US\$)	
		Bulan ini Current Month	Kumulatif Cum.Jan. to date	Bulan ini Current Month	Kumulatif Cum.Jan. to date
6812910000	Oth fabricat asbestos fibres;mix with aasbestos,cloth&accessr,footwear&headge	0	10,136	0	69,684
6812920000	Oth fabricat asbestos fibres;mix with aasbestos,paper,millboard&felt	0	74,764	0	176,680
6812930000	Oth fabricat asbestos fibres;mix with aasbstos,compres fbrs joint,in sheet/roll	61,868	534,455	86,598	819,980
6812991000	Oth fabricat asbestos fibres;mix with aasbestos,cloth&accessori,paper,millboard	690	68,501	7,554	230,112
6812999000	Oth fabricat asbestos fibres;mix with aasbestos,oth woven/knitted fabrics	89,672	1,183,245	167,386	2,380,199
6813200000	Friction material and articles thereofcontaining asbestos	28,002	294,703	146,497	1,394,556
6813810000	Friction material&article thereof notcontaining asbestos brake lining&pad	69,359	1,131,023	941,028	13,538,302
6813890000	Friction material&article thereof notcontaining asbestos oth brake lining&pad	82,135	1,394,685	1,330,933	16,138,860
6814100010	Worked mica & articles of mica, agglomerated,sheets,strips, simply cut to shape	27,565	138,212	70,186	664,249
6814100090	Oth worked mica & articles of mica, agglomerated, reconstituted	2,428	50,401	6,574	141,226
6814900010	Worked mica & articles of mica, in rolls& pieces, simply cut to shape	1,482	15,858	2,596	150,720
6814900090	Oths worked mica & articles of mica	133	12,260	5,890	278,617
6815101000	Yarn/thread non-electrical articlesgraphite/carbon	5,588	33,495	60,868	427,354
6815102000	Bricks, paving slabs, floor tiles, etcnon electrical articles graphite/carbon	43,414	1,226,615	18,404	362,413
6815109000	Oth non electrical articles graphiteor carbon	21,757	190,579	167,454	2,570,568
6815200000	Articles of peat	0	10,396	0	37,900
6815910000	Articles of stone, contents magnesite,dolomite/chromite	168,067	451,167	133,227	389,618
6815990000	Oth articles of stone,oth thn contentmagnesite,dolomite/chromite	6,796	114,662	53,496	761,025
6901000000	Bricks,blocks,tiles & oth ceramic goodsof siliceous fossil meals/of similar	0	133,040	0	570,175
6902100000	Goods of siliceous cont by weight,singly/together mg,ca,cr > 50%	2,553,317	28,328,974	2,413,159	27,066,097
6902200000	Goods of siliceous cont by weight,singly/together alumina,silica > 50%	3,092,161	19,127,947	2,938,755	22,701,064
6902900000	Goods of siliceous cont by weight, ofoth metals compound	1,891,881	40,651,625	1,983,739	46,040,791
6903100000	Oth refractory ceramic goods cont byweight, graphite/carbon > 50 %	9,535	183,230	50,670	892,379
6903200000	Oth refractory ceramic goods cont byweight, alumina/silica > 50%	151,395	1,956,233	363,486	3,260,447
6903900000	Oth refractory ceramic goods cont byweight, oth metal compound > 50%	304,270	4,462,058	1,281,736	13,106,362
6904100000	Ceramics building bricks	0	74,087	0	39,628
6904900000	Flooring blocks, support/filler tiles& the like	2	21,646	100	28,350
6905100000	Roofing tiles of ceramic	9,423	477,357	5,755	232,765
6905901000	Lining bricks for ball millslining bricks for ball mills	0	23,879	0	62,733
6905909000	Chimney-pots,cowls,chimney liners, architectural ornaments & oth ceramic consi	114,000	117,153	170,401	346,272
6906000000	Ceramic pipes, conduits, guttering,pipefittings.	1,016	2,893	46,838	73,928
6907100000	Tile,cube&similar article,whether/notrectangular,circle <7cm	49,920	69,535	14,521	49,924
6907900000	Oth thn tile,cube&similar article,whether/not rectangular,circle<7cm	18,137,499	170,624,240	5,140,495	49,167,036
6908100000	Oth thn tile,cube&similar article,whether/not rectangular,circle>=7cm	0	544,860	0	190,926
6908901000	Oth thn tile,cube&similar articl,whethr/not rectangular,circle>=7cm,plain tile	74,310	2,674,609	29,099	840,142
6908909000	Oth tiles	5,307,592	50,335,415	1,618,668	15,041,628
6909110000	Ceramic wares for laboratory, chemicalor oth technical of porcelain/china	187,015	2,476,064	309,627	3,959,939
6909120000	Ceramic wares having a hardness >= 9the mohs scale	503,915	4,132,218	485,924	4,868,388
6909190000	Oth ceramic wares for laboratory,chemical/oth technical uses	11,461	291,635	43,780	1,088,286
6909900000	Ceramic trough,tub,used in agricultureceramic pots, jars for packing of goods	3,122	169,987	13,392	676,719
6910100000	Ceramic sinks, wash basins, wash basinof porcelain/china	1,260,270	8,100,192	997,786	6,837,504
6910900000	Ceramic sinks, wash basins, wash basinof oth than porcelain/china	196,528	1,540,832	265,199	2,032,805
6911100000	Tableware & kitchenware of porcelain/china	2,797,996	24,416,319	1,335,606	11,021,771
6911900000	Oth household, toilet articles ofporcelain/china	6,053	68,003	7,900	114,587
6912000000	Tableware & kitchenware, oth householdtoilet art, oth than porcelain/china	145,347	1,063,526	171,841	1,343,230
6913100000	Statuettes & oth ornamental ceramic art.of porcelain/china	84,594	760,192	109,900	749,895
6913900000	Statuettes & oth ornamental ceramic art.of oth than porcelain/china	17,792	250,273	17,607	383,301
6914100000	Oth ceramic articles of porcelain/china	26,812	423,917	61,283	652,709
6914900000	Oth ceramic articles of oth thanporcelain/china	27,646	145,803	59,254	998,091
7001000000	Cullet & oth waste & scrap of glass;glass in the mass.	3,938,379	51,960,793	283,000	3,527,822
7002100000	Glass in balls	3,150	273,900	5,398	149,200
7002200000	Glass in rods	3,184	6,514	35,617	70,270
7002311000	Fused quartz/oth fused silica forvacuum tubes	397	4,440	910	150,240
7002319010	Fused quartz/oth fused silica forenamel glass	3	199,272	27	299,279
7002319090	Glass in ball,tube of fused quartz/othfuse silica,oth thn boro silict glas tube	381	624,884	57,528	2,282,944
7002321000	Glass having a linear coefficient 0-300celcius for vacuum tubes	0	1	0	27
7002329010	Glass having a linear coefficient 0-300celcius for venamel glass	676,807	5,112,800	1,422,468	10,192,789
7002329090	Glass having a linear coefficient 0-300celc oth thn vacuum/boro silict glas tube	38,269	203,132	38,663	1,003,758
7002391000	Oth transparent neutral glass forvacuum tubes	80	7,544	4,088	66,488
7002399010	Oth transparent neutral glass for enamelglass	0	45,780	0	36,553
7002399090	Oth glass having linear coeff. 0-300coth thn vacuum&boro silict glas tube	12,391	284,233	10,813	449,624
7003121000	Optical colored glass, not opticallyworked	29	64,912	3,010	656,008
7003122000	Non wired sheets,in squares/rectangularshape incl.1,2,3,4 corners cut, colored	440	292,447	53,621	228,979
7003129000	Oth non-wired sheets colored glass	9,748	752,067	3,352	1,625,270
7003191000	Optical glass, not optically workedoth colored	0	2	0	17
7003199000	Oth non-wired sheets not colored glassor profiles	98,029	10,742,431	268,761	5,206,584
7003200000	Cast glass and rolled glass,wired sheets	0	45,243	0	61,130
7003300000	Cast glass and rolled glass,profiles	405	2,499	1,588	11,698
7004201000	Optical drawn, blown glass,not opticallyworked opacified, flashed, absorbent	0	14	0	430
7004209000	Optical drawn, blown glass, opticallyworked,flashed,opacified, absorbent	884	1,148,776	40,562	826,340
7004909000	Oth optical drawn,blown glass,opticallyworked,flashed,opacified, absorbent	51,765	5,689,455	21,544	1,895,302
7005101000	Optical float glass,not optically worked,flashed,opacified, absorbent	0	24,145	0	27,012
7005109000	Float glass in sheet, optically workedflashed, opacified, absorbent	24,112	3,445,887	13,635	1,388,024
7005211000	Oth non-wired glass, colored, opacifiedoptical glass, not optically worked	829	2,040,325	4,395	983,512
7005219000	Oth non-wired glass, colored, opticallyworked, flashed, opacified	585,415	4,042,967	260,965	1,682,195
7005291000	Oth non-wired glass, not colored, notoptically worked	104,354	322,955	41,416	125,287
7005299000	Oth non-wired glass, not colored,optically worked	71,734	12,144,511	89,078	4,382,969
7005300000	Float glas&surface ground/polish glas,wired glass	0	18,286	0	30,826
7006001000	Optical glass, not optically workedfor glass of heading 70,03,70,04,70,05	5	3,555	11,891	39,357
7006009000	Optical glass, optically worked forglass of heading 70,03,70,04,70,05	96,263	1,901,211	134,768	2,407,714
7007111000	Toughened (tempered) safety glass suitable for vehicles of chapter 87	62,000	967,095	339,230	4,648,289
7007112000	Toughened (tempered) safety glass suitable for aircraft,spacecraft of chap 88	0	1,874	0	35,359
7007113000	Toughened (tempered) safety glass suitable for railway/tramway, chapter 86	0	24	0	150

I.3. IMPOR MENURUT KOMODITI / IMPORT BY HS COMMODITY
 *** DESEMBER / DECEMBER 2010 ***

HS	Uraian Komoditi Commodity Description	Berat Bersih / Net Weight (Kg)		Nilai / Value C.I.F (US\$)	
		Bulan ini Current Month	Kumulatif Cum.Jan. to date	Bulan ini Current Month	Kumulatif Cum.Jan. to date
7007114000	Toughened (tempered) safety glass suitable for ships,boats,floating chapter 89	58	8,323	605	46,269
7007191000	Toughened (tempered) safety glass suitable for earth moving machinery	649	8,154	16,796	56,188
7007199000	Toughened (tempered) safety glass suitable for oth machinery	120,120	960,261	92,197	1,345,278
7007211000	Laminated safety glass suitable forvehicles of chapter 87	7,011	403,585	33,395	1,550,653
7007212000	Laminated safety glass suitable foraircraft/spacecraft of chapter 88	104	18,139	30,241	129,498
7007214000	Laminated safety glass suitable forships,boats,floating struct, chapter 88	0	393	0	1,236
7007291000	Laminated safety glass suitable forearth moving machinery	9	452	287	10,662
7007299000	Laminated safety glass suitable foroth machinery	1,260	116,750	31,412	453,226
7008000000	Multiple-walled insulating units ofglass.	291,666	1,118,056	257,226	1,239,553
7009100000	Rear-view mirrors for vehicles	220,889	2,187,934	1,334,718	14,938,471
7009910000	Glass mirros, unframed	114,729	2,260,262	436,407	7,708,667
7009920000	Glass mirros, framed	92,416	936,899	266,703	2,180,274
7010100000	Ampoules of glass	141	360,032	689	2,242,793
7010200000	Stoppers, lids & oth closures of glass	3,038	316,425	74,557	810,601
7010901000	Carboys, demijohns & bottles for injectables of a capacity > 1 ltr, of glass	5,904	44,310	7,130	60,128
7010902000	Bottles & vials for antibiotics, serums& oth injectables of capacity < 1 ltr	87,115	1,995,150	298,994	2,554,715
7010903000	Oth bottles for intravenous fluids ofglass	52,075	750,163	76,105	1,183,942
7010909000	Flask, jars, pots, phials, oth containerof glass	6,454,226	71,016,359	4,087,007	42,289,366
7011101000	Stem for electric lighting	15,516	89,837	105,302	954,493
7011109000	Glass envelops for electric lightingoth than stem	503,647	7,604,584	878,422	7,548,789
7011201000	Television tubes, cathode-ray tubes	5,544,002	66,825,123	4,403,263	54,209,557
7011209000	Cathode-ray tubes, oth than television	4,301	34,792	19,354	145,857
7011900000	Oth glass envelopes, bulbs,tubes,open& glass parts thrf, without fitting	1,495	17,588	24,380	144,019
7013100000	Glassware of a kind used for table,kitchen, toilet, office of glass-ceramic	22,863	1,516,299	56,925	2,926,663
7013220000	Stemware drinking glasses, of leadcrystal	60	37,116	978	36,488
7013280000	Stemware drinking glasses, neitherglass-ceramics nor lead crystal	43,139	1,611,625	93,565	2,527,448
7013330000	Other drinking glasses, of lead crystal	0	13	0	226
7013370000	Other drinking glasses, neitherglass-ceramics nor lead crystal	139,875	1,650,844	160,895	2,634,849
7013410000	Glassware for table (not drinking glass)kitchen purposes, of lead crystal	0	16,867	0	37,654
7013420000	Glassware for table (not drinking glass)ktchn,linear coef<5x10-6/Kelvin,0-3000C	400	114,618	1,096	190,874
7013490000	Oth glassware for table(not drink glass)kitchen purposes, not ceramics	161,971	1,251,484	237,407	2,352,393
7013910000	Other glassware of lead crystal	0	30,655	0	208,647
7013990000	Other glassware	706,777	6,561,165	1,104,381	9,073,538
7014001000	Signalling glassware & optical elementfor motor vehicles	67	22,373	1,885	94,523
7014009010	Lighthouse lamp,ship/locomotive/railwaylntern, aircraft, beacons aerodromes	0	9,257	0	18,784
7014009090	Other signalling glassware & opticalements of glass, not optically worked	795	73,736	22,222	899,484
7015100000	Glasses for corrective spectacles	26,661	273,934	645,050	5,075,502
7015901000	Clock or watch glasses	246,616	332,457	58,776	366,155
7015909000	Glasses for non-corrective spectacles;hollow glass spheres & their segments	1,384	16,758	27,277	241,334
7016100000	Glass cubes & oth glass smallwares,for mosaics or decorative purposes	51,269	710,739	45,526	871,872
7016900000	Oth articles of moulded glass; leadeelights; multicellular & smlr forms	804,290	7,515,125	498,275	4,479,906
7017101000	Quartz reactor tubes and holders,for production of semiconductor	3,458	14,732	13,116	45,678
7017109000	Other laboratory or pharmaceuticalof fused quartz or oth fused silica	13,734	193,279	249,416	2,899,950
7017200000	Laboratry, hygienic/pharmaceutical withcoef< 5x10-6/kelvin, 0 - 3000 c	3,132	102,821	48,109	828,224
7017900000	Laboratory, hygienic/pharmaceuticalglassware, fused quartz/oth fused silica	7,428	87,960	66,904	876,633
7018100000	Glass beads, imitation pearls,imitation precious & glass smallwares	332,607	2,777,856	612,472	4,997,584
7018200000	Glass microspheres <=1mm in diameter	74,501	792,746	31,675	329,345
7018900000	Glass eyes, not prsthtc artcls, ornamntof lamp-worked glass,not imittn jewellery	55,485	397,131	154,980	1,159,810
7019110000	Chopped strands, of a length <= 50 mm	50,344	1,292,503	89,703	2,486,371
7019120000	Rovings of glass fibres	420,095	3,967,723	399,417	3,317,937
7019191000	Yarn of glass fibres	4,587	268,454	9,282	517,063
7019199000	Sliver & chopped strand of glass fibers	81,964	730,512	420,175	4,339,512
7019310000	Mats of glass fibres	860,386	6,633,662	1,145,479	8,648,367
7019320000	Thin sheets (voiles) of glass fibres	5,136	212,611	19,128	745,647
7019391000	Asphalt/coal-tar impregnad glass-fibreouterwrap for pipelines	17,429	366,692	344,694	3,508,898
7019399000	Mattresses,boards and similarnonwoven products of glass fibres	256,602	2,261,018	582,924	4,400,119
7019400000	Woven fabrics of glass fibres rovings	260,935	2,173,555	249,278	2,308,914
7019510000	Oth woven fabric,of a width <= 30 cm	4,336	38,011	25,073	266,741
7019520000	Oth woven fabric,of a width > 30 cmplain weave, of single yarn	672	28,053	8,874	112,745
7019590000	Oth woven fabric,of a width > 30 cm	2,756	178,706	62,186	616,490
7019903000	Escape chutes of glass fibres	49	8,706	1,075	140,803
7019909000	Other articles of glass fibres	341,422	4,906,256	746,727	17,125,544
7020001100	Glass moulds for the manufacture ofacrylic goods	22	196,938	1,779	295,158
7020001900	Glass moulds for other purposes	3,947	65,185	44,974	616,269
7020002000	Quartz reactor tubes & holders designedfor production of semiconductor wafers	0	1,853	0	25,347
7020009000	Other articles of glass.	316,790	3,801,749	649,016	7,492,911
7101100000	Natural pearls	0	6,727	0	893,194
7101210000	Cultured pearls, unworked	0	476	0	3,061
7101220000	Cultured pearls, worked	0	116	0	6,546
7103100000	Precious stones, unworked or simplysawn or roughly shaped	27	2,423	3,566	25,776
7103910000	Rubies, sapphires & emeralds, worked	0	55	0	598
7103990000	Other precious stones, worked	0	507	0	6,507
7104101000	Piezo-electric quartz, unworked	18	4,363	55,505	324,366
7104102000	Piezo-electric quartz, worked	2,374	22,428	53,970	464,700
7104200000	Other sythetic precious stones,unworked or simply sawn or roughly	0	48	0	11,055
7104900000	Other sythetic precious stones,worked	242	894	18,684	142,075
7105100000	Dust and powder of diamonds	67	1,162	25,036	369,857
7105900000	Dust & powder of other natural orsynthetic precious/semi precious stones	0	525	0	14,995
7106100000	Silver powder	5,474	10,808	26,274	189,262
7106910000	Silver, unwrought	2,521	38,070	1,155,063	14,265,459
7106920000	Silver, semi-manufactured	3,093	18,016	1,158,393	3,808,283
7107000000	Base metals clad with silver,notfurther worked than semi-manufactured.	153	845	82,748	413,738
7108110000	Gold powder	0	12,136	0	462,522

I.3. IMPOR MENURUT KOMODITI / IMPORT BY HS COMMODITY
 *** DESEMBER / DECEMBER 2010 ***

H S	Uraian Komoditi Commodity Description	Berat Bersih / Net Weight (Kg)		Nilai / Value C.I.F (US\$)	
		Bulan ini Current Month	Kumulatif Cum.Jan. to date	Bulan ini Current Month	Kumulatif Cum.Jan. to date
7108121000	Gold in lumps, ingots or cast bars	114	88,240	2,720,898	22,387,085
7108129000	Gold in other unwrought forms :	320	205,760	1,775,542	26,145,173
7108130000	Gold,non monetary,oth semi-manufacturedform	144	2,358	546,745	11,881,143
7109000000	Base metals/silver,clad with gold notfurther worked than semi-manufactured	7	13,859	90,392	1,762,758
7110111000	Platinum, in lumps, ingots, cast bars,powder or sponge	38	614	42	204,017
7110119000	Platinum in oth form, unwrought	840	7,514	1,891	25,702
7110190000	Platinum, wrought	0	314	0	14,643
7110212000	Palladium in lumps, ingots, cast bars,powder or sponge	10	168	25,056	33,098
7110219000	Palladium, unwrouht, in other form	28	2,515	185	21,910
7110311000	Rhodium in lumps, ingots,cast bars,powder or sponge	1	1	1	1
7110319000	Rhodium, unwrouht, in other form	0	10	0	624
7110411000	Iridium, osmium & ruthenium in lumpingots,cast bars,powder or sponge	28	580	2,536	52,627
7110419000	Iridium, osmium and ruthenium, inother forms, unwrought	163	172	3,435	3,481
7110490000	Iridium, osmium & ruthenium, wrought	0	571	0	8,942
7111001000	Silver or gold, clad with platinumsemi-manufactured	0	1	0	65
7112300000	Ash containing precious metal orprecious metal compounds	0	1,955	0	30,573
7113111000	Parts of jewellery of silver	281	15,142	517,121	6,758,086
7113119000	Jewellery of silver	868	12,300	36,791	5,459,476
7113191000	Parts of jewellery of other preciousmetal	3,206	3,822	16,755	76,273
7113199000	Jewellery of other precious metal	498	8,889	27,214	331,379
7113201000	Parts of jewellery of base metal,clad with precious metal	0	2	0	165
7113209000	Jewellery of base metal, clad withprecious metal	6,050	51,253	11,805	108,879
7114110000	Articles of silversmiths wares ofsilver, whether or not plated or clad	0	122	0	75,623
7114190000	Articles of goldsmiths wares ofoth precious metal,	0	1,997	0	30,680
7114200000	Articles of goldsmiths wares ofbase metals, clad with precious metal	1	653	180	12,494
7115100000	Catalysts of platinum, in the formof wire cloth or grill	0	348	0	7,810
7115901000	Other articles of golds or silver	42,479	47,310	2,765,178	4,395,191
7115902000	Other articles of metal clad with goldor silver	0	104	0	437,796
7115909000	Oth articles of precious metal/of metalclad with precious metal	231	322	135,594	168,521
7116100000	Articles of natural/cultured pearls	0	20	0	4,016
7116200000	Articles of precious/semi-preciousstones(natural/synthetic/reconstructed)	0	251	0	1,543,565
7117111000	Parts cuff-links and studs, of basemetal, whether or not plated	2,248	10,097	92,565	369,091
7117119000	Cuff-links and studs of base metalwhether/not plated with precious metal	911	123,967	18,558	439,464
7117191000	Bangles of base metal, whether or notplated with precious metal	5,851	67,316	12,130	348,316
7117192000	Parts of oth imitation jewelleryof base metal, whether or not plated	576	7,786	16,461	119,089
7117199000	Other imitation jewellery of base metalwhether or not plated	277,817	2,277,039	807,857	8,058,602
7117901000	Bangles	8,780	50,408	18,767	260,522
7117902000	Other imitation jewellery	316,479	2,862,717	877,948	7,704,950
7117909000	Parts of imitation jewellery	3,510	98,818	40,626	718,718
7118101000	Silver coin, not being legal tender	0	10	0	1,354
7118109000	Oth coin (not gold coin), not beinglegal tender	665,290	5,239,509	2,781,189	21,853,970
7118901000	Gold coin, whether or not legal tender	116	116	2,468	2,468
7118909000	Oth coin (oth than gold/silver coin)	2	240	115	1,366
7201100000	Non-alloy pig iron cont. by weight0.5% or less of phosphorus	517,400	4,354,930	367,687	3,070,610
7201200000	Non-alloy pig iron cont. by weightmore than 0.5% of phosphorus	0	8,098	0	35,674
7201500000	Alloy pig iron; spiegeleisen	10,906,440	42,875,338	5,207,825	20,464,545
7202110000	Ferro-manganese, cont. by weight morethan 2% of carbon	376,958	4,919,431	508,860	7,267,608
7202190000	Ferro-manganese, cont. by weight <=than 2% of carbon	110,717	1,747,532	343,605	4,557,833
7202210000	Ferro-silicon, cont. by weight morethan 55% of silicon	990,531	14,790,812	1,645,108	21,092,954
7202290000	Ferro-silicon, cont. by weight <=than 55% of silicon	327,809	3,284,476	899,941	7,763,904
7202300000	Ferro-silico-manganese	2,492,382	26,552,665	2,916,967	34,323,274
7202410000	Ferro-chromium, cont. by weight morethan 4% of carbon	56,000	1,078,804	83,524	2,037,002
7202490000	Ferro-chromium, cont. by weight <=than 4% of carbon	45,051	274,802	131,608	857,923
7202500000	Ferro-silico-chromium	0	1,700	0	5,143
7202600000	Ferro-nickel	0	9,987	0	132,738
7202700000	Ferro-molybdenum	4,578	195,235	106,255	3,538,880
7202800000	Ferro-tungsten & ferro-silico-tungsten	0	50	0	1,575
7202910000	Ferro-titanium and ferro-silico-titanium	5,000	67,432	30,472	377,647
7202920000	Ferro-vanadium	6,000	96,898	154,829	1,490,532
7202930000	Ferro-niobium	100	7,083	4,900	114,872
7202990000	Other ferro-alloys	289,982	2,679,876	666,168	5,968,140
7203100000	Ferrous products obtained by directreduction of iron ore	15,956	156,116,158	26,799	51,965,682
7203900000	Other ferrous products	995	170,599	2,574	417,645
7204100000	Waste and scrap of cast iron	946,218	14,154,801	343,044	4,467,856
7204210000	Waste and scrap of stainless steel	400	166,814	17,906	142,890
7204290000	Waste and scrap of oth alloy steel	6,949,767	340,135,105	3,021,138	132,349,057
7204300000	Waste & scrap of tinned iron or steel	0	19,118,231	0	8,432,851
7204410000	Turnings,shavings,chips,milling waste,sawdust,filings,trimmings & stampings	164,698	7,547,785	95,160	2,850,848
7204490000	Other ferrous waste and scrap :	177,212,261	1,261,229,577	68,557,321	487,420,529
7204500000	Remelting scrap ingots	0	7,223	0	52,724
7205100000	Granules of pig iron, spiegeleison,iron or steel	891,498	8,081,471	994,837	8,636,105
7205210000	Powder of alloy steel	71,261	1,125,315	174,652	2,020,028
7205290000	Powder of pig iron, spiegeleison,iron or steel (oth than alloy steel)	149,885	2,509,036	256,070	4,343,808
7206101000	Iron and non-alloy in ingotscontaining by weight > 0.6% of carbon	2,507,565	5,461,595	1,913,071	4,179,970
7206109000	Iron and non-alloy in ingotscontaining by weight <= 0.6% of carbon	799,172	7,428,540	445,145	5,202,776
7206900000	Iron and non-alloy in primaryform other than ingots	25,560	1,385,438	88,044	8,857,706
7207110000	Semi-finished iron/non-alloycont. < 0,25% carbon ,rectnglr,square	20,451,842	301,632,211	11,746,677	167,885,480
7207121000	Slabs of iron/non alloy, cont.< 0,25%of carbon, other than square	146,594,488	1,957,144,287	86,314,140	1,104,032,597
7207129000	Oth semi-finished iron/non-alloycont.< 0,25% carbon ,rectnglr,not square	912,512	41,619,952	813,108	24,793,060
7207190000	Oth semi-finished iron/non-alloycont.< 0,25% of carbon	2,024,535	26,347,638	2,808,585	23,914,530
7207201100	Slabs of iron/non alloy,cont.by weight> 0.6% of carbon	5	89,895	424	101,286
7207201900	Oth semi-finished iron/non-alloycont. by weight > 0,6% of carbon	895	4,634,253	11,693	3,140,434
7207209100	Slabs of iron/non alloy,cont.by weight0,25% <= carbon <= 0.6%	87,540	1,296,410	171,686	1,591,611

I.3. IMPOR MENURUT KOMODITI / IMPORT BY HS COMMODITY
 *** DESEMBER / DECEMBER 2010 ***

HS	Uraian Komoditi Commodity Description	Berat Bersih / Net Weight (Kg)		Nilai / Value C.I.F (US\$)	
		Bulan ini Current Month	Kumulatif Cum.Jan. to date	Bulan ini Current Month	Kumulatif Cum.Jan. to date
7207209900	Oth semi-finished iron/non-alloycont.by weight 0,25% <= carbon <= 0,6%	346,692	17,429,353	391,137	13,984,388
7208100000	Flat-rolled iron/nas,HRC,reliefwidth > 600 mm	3,396,348	23,290,659	2,535,079	16,648,621
7208251000	Flat-rolled iron/nas,HRC,pickled,width>600 mm, thick >= 4.75 mm for re-rolling	1	145,955	20	174,828
7208259000	Flat-rolled iron/nas,HRC,pickled,width>600 mm,thick>= 4.75 mm,not re-rolling	3,966,004	38,436,512	3,370,802	31,703,935
7208260000	Flat-rolled iron/nas,HRC,pickled,width>600,thick > 3 mm or but thick< 4,75 mm	12,648,158	111,946,084	10,674,730	88,974,562
7208270000	Flat-rolled iron/nas,HRC,pickled,width>600mm, of a thickness of less than 3 mm	21,210,379	190,088,555	18,217,283	150,894,832
7208360000	Flat-rolled iron/nas, HRC,width >600 mm, thick >10 mm	390,704	17,935,551	270,223	13,595,044
7208370000	flat-rolled iron/nas, HRC,width >600 mm, of a 4,75< thick< 10mm	7,819,715	45,373,133	5,950,078	33,948,426
7208380000	flat-rolled iron/nas, HRC,width >600 mm, of a 3< thick< 4,75 mm	9,961,717	46,066,100	6,827,209	31,884,924
7208390000	flat-rolled iron/nas, HRC,width >600 mm, thick< 3 mm	58,389,881	315,043,048	36,506,237	194,395,927
7208400000	Flat-rolled iron/nas, HRnCreliief	3,433,962	17,799,173	2,455,566	12,536,065
7208510000	Flat-rolled iron/nas, HRn,width>600 mm, of a thickness > 10 mm	25,603,941	184,715,839	22,831,627	162,614,754
7208520000	Flat-rolled iron/nas, HRn,width>600 mm, 4,75 < thickness < 10 mm	7,311,489	68,573,974	6,739,845	53,738,169
7208530000	Flat-rolled iron/nas, HRn,width>600 mm, 3 < thickness < 4,75 mm	173,683	2,054,096	196,788	4,104,933
7208540000	Flat-rolled iron/nas, HRn,width>600 mm, thickness < 3 mm	299,178	1,643,136	248,535	1,298,814
7208900000	Other Flat-rolled iron/nas	242,379	16,858,014	302,864	20,942,731
7209150000	Flat-rol in coils, cold-rolledwidth > 600 mm, thickness >3 mm	1,050,601	10,720,586	967,892	9,766,692
7209160010	Flat-crc, pickled or not, 1<thick<3mm,600 < width < 1250 mm	14,405,919	141,049,431	11,851,836	108,737,168
7209160090	Flat-crc, pickled or not, 1<thick<3mm,width > 1250 mm	2,860,096	34,539,601	2,690,607	29,548,517
7209170010	Flat-crc, pickled or not, 0.5<thick<1mm,600 < width < 1250 mm	30,771,715	264,986,217	24,977,609	201,608,527
7209170090	Flat-crc, 0.5<thickness<1mmwidth > 1250 mm	8,583,557	112,331,012	7,835,197	92,977,180
7209181000	Tin-mill blackplate (tmbp), crc of a thickness < 0.5 mm	4,435,379	123,204,321	4,752,041	117,632,019
7209182000	Flat-crc, thickness<= 0,17 mmcontaining by weight<= 0.6% of carbon	78,799	78,799	57,927	57,927
7209189000	Flat-crc, 0,17< thickness< 0,5 mmcontaining by weight<= 0.6% of carbon	31,649,084	259,211,430	23,929,503	192,916,981
7209250000	Flat of iron/non-alloy, not in coilcold rolled, of a thickness >= 3 mm	7,658,743	30,217,942	6,779,587	25,453,951
7209260010	Flat of iron/non-alloy, not coil,coldrolled,1mm<thickness<3mm,width<=1,250 m	5,845	996,129	11,112	685,403
7209260090	Flat of iron/non-alloy, not coil,coldrolled,1 mm<thickness<3mm,width>1,250 m	45,899	290,846	46,823	307,752
7209270010	Flat of iron/non-alloy,not coil,coldrolled,0.5mm<thickness<1mm,width<1,250m	0	246,387	0	173,259
7209270090	Oth flat of iron/non-alloy,not incoil,cold rolled,0.5mm <= thickness<1 mm	25,933	226,268	24,453	354,581
7209281000	Flat-CRnC, thickness<= 0,17 mmcontaining by weight<= 0.6% of carbon	3	6,830	12	9,970
7209289000	Flat-CRnC, 0,17< thickness< 0,5 mmcontaining by weight<= 0.6% of carbon	0	163,681	0	276,774
7209901000	Flat of iron/non-alloy, cold-rolled,corrugated form	7,412	413,592	8,038	378,968
7209909000	Flat of iron/non-alloy, cold-rolled,other than corrugated form	102,644	1,850,512	67,490	1,114,879
7210111000	Flat-rolled of iron/nas,carbon>=0.6%plated or coated with tin,thick > 0,5mm	105,214	702,492	164,597	1,091,966
7210119000	Flat-rolled of iron/nas,carbon< 0.6%plated or coated with tin,thick > 0,5mm	39,197	200,312	201,888	911,514
7210121000	Flat-rolled of iron/nas,carbon>=0.6%plated or coated with tin,thick < 0,5mm	2,562,433	32,189,575	3,025,221	39,405,946
7210129000	Flat-rolled of iron/nas,carbon< 0.6%plated or coated with tin,thick < 0,5mm	4,574,987	77,134,008	5,292,777	85,541,758
7210201000	Flat-rolled of iron/nas,carbon>=0.6%plated or coated with lead, thick <1,5mm	451,926	6,309,176	747,465	8,535,982
7210209000	Flat-rolled of iron/nas,carbon>=0.6%plated or coated with lead, thick >1,5mm	966	195,918	11,088	327,396
7210301000	Flat-rolled of iron/nas,carbon < 0.6%plated or coated with lead, thick <1,5mm	4,948,206	64,370,249	4,948,157	60,878,994
7210309000	Flat-rolled of iron/nas,carbon < 0.6%plated or coated with lead, thick >1,5mm	3,783,052	32,284,282	4,024,070	36,263,770
7210412000	Flat-rollof iron/nas,othwise plated zinc,carbon< 0.6% ,corrugated,thick<= 1,5mm	0	32	0	739
7210419000	Flat-rollof iron/nas,othwise plated zinc,carbon< 0.6% ,corrugated,thick> 1,5mm	247	247	4,564	4,564
7210491000	Flat-rolled of iron/non-alloy, othwiseplated zinc,not corrugated,thick <=1.2mm	4,180,522	42,099,736	4,101,902	39,501,354
7210492000	Flat-rollof iron/nas,othwise plated zinccarbon< 0.6% ,n-corrugated,thick<= 1,5m	7,172,599	74,670,070	7,061,567	69,869,976
7210499000	Flat-rolled of iron/non-alloy, othwiseplated zinc,not corrugated,thick > 1.2mm	2,479,222	23,127,485	2,411,219	22,150,746
7210500000	Flat-rolled iron/non-alloyplated with chromium & or chromium oxides	479,782	23,736,742	540,844	27,164,417
7210611000	Flat-rolled iron/non-alloyplated with alumnm-zinc,thickness<=1.2mm	12,723,545	123,793,942	12,089,429	111,838,511
7210619000	Flat-rolled iron/non-alloyplated with alumnm-zinc,thickness>1.2mm	229,310	4,668,997	243,424	6,429,216
7210691000	Flat-rolled iron/non-alloyplated with oth alumnm,thickness<=1.2mm	575,701	9,519,284	643,882	10,188,078
7210699000	Flat-rolled iron/non-alloyplated with oth alumnm,thickness >1.2mm	326,418	1,509,422	464,715	1,813,713
7210701000	Flat-rollof iron/nas,painted, varnished,coated plastics,carbon<0.6%,thick<=1,5m	4,981,404	71,611,073	6,577,802	83,743,131
7210709000	Flat-rollof iron/nas,painted, varnished,coated plastics,carbon<0.6%,thick>1,5mm	81,287	1,389,729	90,643	1,789,490
7210901000	Flat-rollof iron/nas,plated,coated othmetal,carbon<0.6%,thick<=1,5mm	0	332,933	0	520,886
7210909000	Flat-rollof iron/nas,plated,coated othmetal,carbon<0.6%,thick>1,5mm	479,716	8,901,576	1,126,037	12,989,763
7211131000	Hoop,strip iron/not alloy, HR, not clad150 mm<width<600mm,thick <= 4mm	0	20,350	0	30,955
7211139000	Rolled on 4 faces/in closed box,HR, notclad, oth shape,thick<=4mm, width>150m	2,245	926,814	6,811	1,548,251
7211141000	Hoop&strip iron/not alloy, HR, not cladcarbon<=0.6%,thick>=4,75mm, width<40	3,269	587,161	11,065	898,865
7211142000	Flat-rolled iron/not alloy, HR,not cladcorrugated, carbon <=0,6%,thick>=4,75mm	0	5,749	0	68,927
7211149000	Oth flat-rolled iron/not alloy,not cladhr, carbon <=0,6%,thick>=4,75mm	121,208	3,310,835	257,243	5,741,100
7211191000	Hoop&strip iron/not alloy, HR, not cladcarbon<=0,6%,thick<4,75mm, width<400	28,020	788,106	27,797	1,165,025
7211193000	Oth flat-rolled iron/not alloy,not cladhr, carbon <=0,6%,thick < 0.17 mm	0	112	0	1,020
7211199000	Oth flat-rolled iron/not alloy,not cladhr, carbon <=0,6%, 0.17<thick<4.75 mm	157,543	3,447,487	171,905	3,029,087
7211232000	Hoop&strip iron/not alloy,CR, not cladcarbon<=0,25%, width < 400mm	304,585	2,906,421	439,155	4,088,010
7211233000	Oth flat-rolled iron/not alloy,not cladcr, carbon < 0,25%,thick < 0.17 mm	0	42,730	0	202,110
7211239010	Oth flat-rolled iron/not alloy,not cladcr, carbon < 0,25%,thick < 40 mm	0	34,938	0	21,708
7211239090	Oth flat-rolled iron/not alloy,not cladcr, carbon < 0,25%, thick >= 40 mm	27,507	3,764,480	16,037	2,821,163
7211291000	Flat-rolled iron/not alloy,CR,not cladcorrugated, carbon >= 0,25%	18,566	202,257	19,808	182,189
7211292000	Hoop&strip iron/not alloy,CR, not cladcarbon >= 0,25%, width < 400mm	215,178	3,557,875	676,418	6,117,952
7211299000	Oth Hoop&strip iron/not alloy,not cladcr, carbon >= 0,25%, width < 400mm	34,954	610,298	622,252	2,199,111
7211901000	Oth Hoop&strip iron/not alloy,not cladwidth < 400mm	57,618	910,084	49,721	917,222
7211902000	Oth flat-rolled iron/not alloy,not cladcorrugated, carbon < 0,6%	0	76,268	0	221,759
7211903000	Oth flat-rolled iron/not alloy,not cladthickness <= 0.17 mm	0	6	0	65
7211909000	Oth flat-rolled iron/not alloy,not cladthickness > 0.17 mm	298,217	4,890,818	654,269	8,384,347
7212101000	Hoop,strip iron/not alloy, coated tin,width < 400mm	2,906	816,077	4,997	1,104,081
7212109000	Flat-rolled iron/not alloy, coated tin,400 mm <= width < 600mm	223,369	1,903,962	255,277	2,463,169
7212201000	Hoop,strip iron/not alloy, width<400mm,elect coated with zinc	177,657	682,075	195,974	956,343
7212202000	Flat-rolled iron/not alloy,width<600mm,carbon<0.6%,thick<=1,5mm,elect coat zi	32,084	1,027,406	94,590	1,047,259
7212209000	Flat-rolled iron/not alloy, other shapeelect coated with zinc	378,452	3,866,707	538,783	4,355,647
7212301000	Hoop,strip iron/not alloy, coated zinc,width < 400mm non-elect coated zinc	0	384,012	0	361,618
7212309000	Flat-rolled iron/not alloy, other shape.non-elect coated with zinc	5,318	493,588	8,317	541,653
7212401000	Hoop,strip iron/not alloy, coated zinc,width < 400mm, coated with plastic	513,061	5,114,418	751,196	7,395,781
7212402000	Flat-rolled iron/not alloy, carbon<0.6%,thick > 1.5 mm, coated with plastic	0	1,069,298	0	1,192,282

I.3. IMPOR MENURUT KOMODITI / IMPORT BY HS COMMODITY
 *** DESEMBER / DECEMBER 2010 ***

HS	Uraian Komoditi Commodity Description	Berat Bersih / Net Weight (Kg)		Nilai / Value C.I.F (US\$)	
		Bulan ini Current Month	Kumulatif Cum.Jan. to date	Bulan ini Current Month	Kumulatif Cum.Jan. to date
7212409000	Flat-rolled iron/not alloy, other shape,painted, varnished/coated with plastics	2,486,236	14,172,769	4,052,755	22,449,610
7212501010	Hoop,strip iron/not alloy, width<400 mm,coated with aluminium-zinc alloys	100,980	512,191	403,199	1,463,222
7212501020	Hoop,strip iron/not alloy, width<400 mm,coated with chromium	687	4,190	7,702	36,181
7212501090	Other hoop,strip iron/not alloy,width < 400 mm	1	92,265	1,101	105,006
7212502010	Flat-rolled iron/not alloy, carbon<0.6%,thick > 1.5 mm, coated aluminium-zinc	0	7,237	0	8,310
7212502020	Flat-rolled iron/not alloy, carbon<0.6%,thick > 1.5 mm, coated chromium	0	8,940	0	13,558
7212502090	Other flat-rolled iron/not alloy,carbon<0,6%, thick > 1.5 mm	53,427	1,066,093	222,963	3,201,270
7212509000	Flat-rolled iron/not alloy, otherwiseplated or coated	25,863	1,014,176	78,663	1,182,456
7212601000	Hoop,strip iron/not alloy, cladwidth < 400mm	69,712	688,897	317,915	3,075,609
7212602000	Flat-rolled iron/not alloy, carbon<0.6%,thick > 1.5 mm, clad	0	7,809	0	17,049
7212609000	Flat-rolled iron/not alloy, clad	23,405	6,743,879	78,869	10,396,010
7213100010	Containing indentations,ribs,grooves ofcircular crosssection <= 50 mm2	169,600	543,226	128,071	520,452
7213100020	Containing indentations,ribs,grooves ofrectangular, square <= 20 mm2 in width	368	545,175	344	397,231
7213100090	Containing indentations,ribs,grooves ofshape	9,614	1,186,454	123,073	1,495,381
7213200000	Other bars, rods, hot-rolled ,in irregularly, of free-cutting steel	287,363	6,426,775	367,692	7,096,439
7213910000	Other bars, rods, hot-rolled , circularcross-section < 14 mm in diameter	11,636,406	138,029,672	9,144,326	106,012,682
7213990000	Other bars, rods, hot-rolled , notcircular	1,472,579	21,680,428	1,659,771	19,946,793
7214101100	Oth bars,rods of iron, non-alloy steelforged,carbon<0.6%,circlr cross-section	137,886	1,902,769	140,126	2,134,713
7214101900	Oth bars,rods of iron, non-alloy steelforged,carbon<0.6%,not circular	172,610	1,143,635	132,361	1,462,632
7214102100	Oth bars,rods of iron, non-alloy steelforged,carbon>=0.6%,circlr cross-section	931,985	9,981,019	524,522	5,204,318
7214102900	Oth bars,rods of iron, non-alloy steelforged,carbon >= 0.6%,not circular	22,765	761,723	53,248	661,190
7214201100	Containing indentations, ribs, groovescarbon < 0.6%, circular cross-section	0	5	0	268
7214201900	Containing indentations, ribs, groovescarbon < 0.6%, not circular	2,836	41,836	13,950	100,520
7214202100	Containing indentations, ribs, groovescarbon >= 0.6%, circular cross-section	6	367	916	3,255
7214202900	Containing indentations, ribs, groovescarbon >= 0.6%, not circular	8	59,411	3,503	89,984
7214300000	Other bars & rods, not forged, of free-cutting steel	110,901	1,189,291	123,468	1,169,459
7214911010	Concrete steel, hot-rolled,hot-drawn,hot-extruded, carbon < 0.6%	1,827,364	20,139,748	1,216,097	13,147,245
7214911020	Shaft bars, manganese steel, hot-rolled,hot-drawn, hot-extruded, carbon < 0.6%	162,773	4,064,906	388,360	5,793,630
7214911090	Other bars & rods, hot-rolled,hot-drawnor hot-extruded, carbon < 0,6 %	205,522	3,522,787	182,892	2,511,188
7214912010	Concrete steel, hot-rolled,hot-drawn,hot-extruded, carbon >= 0.6%	4	83,391	77	82,919
7214912020	Shaft bars, manganese steel, hot-rolled,hot-drawn, hot-extruded, carbon >= 0.6%	9	9,414	444	44,997
7214912090	Other bars & rods, hot-rolled,hot-drawnor hot-extruded, carbon >= 0,6 %	405,870	2,216,851	207,741	2,342,222
7214991010	Carbon,oth than of circularcross-section: concrete steel	17,787	104,384	9,959	81,092
7214991020	Carbon, other than of circularcross-sect:shaft bars; manganese steel	24,438	670,366	209,096	3,770,709
7214991090	Oth. carbon, other than of circularcross-section	2,093	709,835	4,065	883,509
7214999010	Oth. carbon, other than of circularcross-section concrete steel	1	2,279,157	6	1,308,735
7214999020	Oth. carbon, other than of circularcross-sect:shaft bars; manganese steel	5,936,508	60,631,017	6,073,765	59,170,540
7214999090	Oth.Than Concrete steel, Shaft bars, manganese steel	189,986	1,633,537	313,941	3,028,171
7215100000	Oth bars & rods of iron/non-alloy steelfree-cutting steel,cold-formed/finished	500,604	5,112,576	1,103,923	8,370,957
7215501000	Oth bars & rods of iron/non-alloy steelcontaining by weight 0.6% or more of	3,064	7,297	14,293	27,032
7215509000	Oth bars & rods of iron/non-alloy steel	378,076	4,516,513	582,321	7,204,345
7215900010	Manganese steel/shaft bars,containingby weight less than 0.6% of carbon	227,274	2,268,570	331,445	2,741,582
7215900020	Oth Mangan steel/shaft bars,containingby weight less than 0.6% of carbon	226,248	2,011,242	261,880	2,017,428
7215900030	Manganese steel/shaft bars, containingby weight 0.6 % or more of carbon	58,181	238,904	60,487	499,027
7216100000	U, i or h sections , not further workedthan hot-rolled, of a height < 80 mm	2,401,339	14,658,065	2,238,295	13,671,259
7216210000	L section of iron/non-alloy steel, notworked than hot-rolled,of a height<80 mm	1,595,940	13,466,753	1,548,089	14,771,628
7216220000	T section of iron/non-alloy steel, notworked than hot-rolled,of a height<80 mm	61	137,193	261	271,926
7216310000	U, I or H sections, not further workedu sections	591,193	4,713,181	821,614	4,496,734
7216320000	U, I or H sections, not further workedi sections	1,848,537	14,192,053	1,269,987	10,430,950
7216330000	U, I or H sections, not further workedh sections	5,702,584	66,791,476	4,578,237	44,858,728
7216400000	L/T sect,not further work than hot-rollhot-drawn/extrud,a height of 80mm /mon	4,743,932	21,729,389	3,698,888	15,581,513
7216501000	Oth angles,shapes§ions,not furtherof a height of less than 80 mm	1,331	3,101,332	1,736	2,521,779
7216509000	Oth angles, shapes & sect,not furtherof a height of more than 80 mm	2,871,216	57,373,098	2,533,902	43,354,584
7216610000	Angles,shapes§ions,not worked thancold-formed,obtain from flat-rolled pro	24	8,779	226	8,535
7216690000	Angle,shape§,not workthan cold formtho than obtain from flat-rolled produ	101,114	835,822	163,787	1,552,579
7216910000	Oth angles,shapes§,not further workold form/finish from flat roll product	22,071	8,744,421	17,386	7,143,867
7216990000	Oth angles,shapes§,not further workoth than cold form/finish,flat roll prod	720,466	12,046,445	928,167	10,941,693
7217101000	Wire of iron/non-alloy steel,not platd/coated,cont.carbon < 0.25% by weight	870,273	14,560,420	376,798	6,161,092
7217102200	Bead wire;flat hard steel reed wire;notplated/coated; 0.25%=< carbon<0.6%	405,336	4,832,775	687,836	7,966,585
7217102900	Other wire of iron or non-alloy steel,not plate/coated, 0.25% =< carbon < 0.6%	1,090,090	17,671,057	1,646,689	17,165,360
7217103100	Spokes wire;bead wire;flat hard steelreed wire;not plated/coated,carbon>=0.6%	326,167	4,852,317	481,056	6,437,252
7217103900	Other wire of iron or non-alloy steel,not plated/coated, cont. carbon >= 0.6%	202,561	10,782,760	336,437	9,302,233
7217201000	Wire of iron/non-alloy steel,plated w/zinc, cont.carbon < 0.25% by weight	787,323	27,369,538	339,276	13,651,438
7217202000	Wire of iron/non-alloy steel,plated w/zinc,cont.carbon>0.25% & <0,45%by weigh	40,962	2,821,548	34,650	1,740,362
7217209100	High carbon steel core wire,for alminumconductors steel reinforced (acsr)	416	98,022	52,781	1,353,336
7217209900	Oth than high carbonsteel core wire,foraluminium conduct steel reinforced(acsr)	431,267	8,124,164	702,229	10,413,016
7217301000	Wire of iron/non-alloy steel,plated w/oth base metal,cont.crbn<0.25% by weight	836	44,687	1,047	198,000
7217302000	Wire of iron/non-alloy steel,plated w/oth base metal,cont.0.25%=<carbon<0.6%	0	826,258	0	820,933
7217303110	Copper alloy coated high carbon steelwire coated with brass	3,429,716	32,623,268	5,081,941	44,470,616
7217303190	Copper alloy coated high carbon steelsteel coated with other copper alloys	377,265	5,099,866	504,380	6,379,681
7217303900	Other wire of iron or non-alloy steelplated with oth base metal,carbon>=0.6%	168,496	5,335,866	323,715	9,487,507
7217901000	Oth wire of iron/non-alloy steel,platedzinc>=240g/m ² ,silicon<=0.1%,cover by pvi	114,220	935,600	312,242	2,086,807
7217909010	Oth wire of iron/non-alloy steel,platedcontaining by weight 0.6% or more	5,387	217,269	40,334	936,012
7217909090	Oth wire of iron/non-alloy steel,platedexcluding goods of subheading 7217.90.1C	0	2,049,258	0	3,239,229
7218100000	Ingots & oth primary forms of stainlesssteel	10,217	144,158	46,916	2,473,135
7218910000	Semi-finished prod.of stainless steelof rectangulr (not square) cross-section	9,926	163,862	45,239	557,656
7218990000	Oth semi-finished prod.of stainlesssteel	1,463,181	5,439,405	2,000,062	11,491,720
7219110000	Flat-roll prod of stainless steel,hotrolled,in coil of a thick exceed 10mm	84,077	330,604	85,905	711,274
7219120000	Flat-roll prod of stainless steel,hotrolled,in coil of a 4.75mm=<thick<=10mm	219,210	3,365,953	746,692	7,843,227
7219130000	Flat-roll prod of stainless steel,hotrolled,in coil of a 3mm=<thick<=4.75mm	12,172,392	98,928,352	27,583,806	184,258,765
7219140000	Flat-roll prod of stainless steel,hotrolled,in coil of a thickness<=3mm	303,500	6,570,378	430,826	10,540,822
7219210000	Flat-roll prod of stainless steel,hotrolled,not in coil of a thick > 10mm	241,048	10,646,892	871,145	14,240,648
7219220000	Flat-roll prod of stainless steel,hotroll,not in coil of 4.75mm=<thick<=10mm	2,011,460	32,665,287	2,248,729	37,578,349

I.3. IMPOR MENURUT KOMODITI / IMPORT BY HS COMMODITY
 *** DESEMBER / DECEMBER 2010 ***

HS	Uraian Komoditi Commodity Description	Berat Bersih / Net Weight (Kg)		Nilai / Value C.I.F (US\$)	
		Bulan ini Current Month	Kumulatif Cum.Jan. to date	Bulan ini Current Month	Kumulatif Cum.Jan. to date
7219230000	Flat-roll prod of stainless steel,hotroll,not in coil of a 3mm<=thick<=4.75mm	682,947	8,452,962	1,707,941	19,885,571
7219240000	Flat-roll prod of stainless steel,hotrolled,not in coil of a thickness<=3mm	126,850	2,015,393	76,219	3,497,481
7219310000	Flat-rolled prod.of stainless steel,cold rolled, of a thickness >= 4.75 mm	1,371	172,145	4,070	573,638
7219320000	Flat-rolled prod.of stainless steel,cold rolled, 3 mm =< thickness < 4.75 mm	56,296	2,103,476	122,925	5,552,207
7219330000	Flat-rolled prod.of stainless steel,cold rolled, 1 mm < thickness < 3 mm	2,017,565	15,174,288	3,443,991	28,076,856
7219340000	Flat-rolled prod.of stainless steel,cold rolled, 0.5 mm =< thickness <= 1 mm	1,289,616	14,104,691	2,825,024	28,847,667
7219350000	Flat-rolled prod.of stainless steel,of a thickness < 0.5 mm	1,142,839	9,136,122	2,481,879	21,041,455
7219901000	Oth flat-roll prod.of stainless steel,thick>=1.5mm & <125mm patterns from roll	0	8,932	0	37,853
7219902000	Oth flat-rolled prod. of stainless steel,of a thickness > 0.5 mm	75	37,374	360	174,787
7219909000	Oth flat-rolled prod. of stainless steel,of a thickness >0.5 mm	122,964	3,351,956	144,098	5,831,776
7220111000	Hoop & strip of stainless steel, hotrolled,of a thick >= 4.75 mm,width<400mm	40,619	809,552	85,307	1,419,613
7220119000	Hoop & strip of stainless steel, hotrolled,of a thick >= 4.75 mm,width>400mm	1,543,010	39,701,516	1,492,146	31,525,199
7220121000	Hoop & strip of stainless steel, hotrolled,of a thick < 4.75 mm,width<400mm	14,986	309,796	64,398	907,202
7220129000	Hoop & strip of stainless steel, hotrolled,of a thick < 4.75 mm,width>400mm	240,979	4,063,829	524,613	7,769,957
7220201000	Hoop & strip of stainless steel, coldrolled, width < 400mm	98,477	2,175,395	267,076	5,654,869
7220209000	Hoop & strip of stainless steel, coldrolled, width>400mm	182,809	2,375,085	425,792	5,184,675
7220901000	Hoop & strip of stainless steel, notcold rolled, width < 400mm	49,691	442,807	701,967	5,238,622
7220909000	Hoop & strip of stainless steel, notcold rolled, width > 400mm	470,041	14,576,155	665,828	19,110,898
7221000000	Bars & rods, hot-rolled,in irregularlywound coils, of stainless steel.	3,152,412	12,118,268	1,414,125	5,508,181
7222110000	Bars,rods, hot-rolled, in irregularlyof circular cross-section	172,528	1,389,482	334,272	2,924,060
7222190000	Bars,rods, hot-rolled, in irregularlyof not circular cross-section	531,037	4,432,174	721,818	6,845,225
7222201000	Bars,rods, cold-formed or cold-finishedof circular cross-section	69,648	891,095	412,099	4,014,360
7222209000	Bars,rods, cold-formed or cold-finishedof not circular cross-section	734,447	2,687,495	993,039	8,877,778
7222301000	Other bars and rods of circularcross-section	27,223	559,492	43,232	1,203,885
7222309000	Other bars and rods of not circularcircular cross-section	78,083	7,946,850	183,627	9,762,042
7222400000	Angles, shapes and sections ofstainless steel	181,665	847,518	321,500	1,983,447
7223001000	Wire of stainless steel having a cross-sectional dimension exceeding 13 mm	0	99,880	0	600,001
7223009000	Wire of stainless steel having a cross-sectional dimension <= 13 mm	808,200	6,351,084	2,590,187	28,662,730
7224100000	Ingot & oth primary forms of oth alloysteel	251,060	2,034,161	400,143	2,979,517
7224900000	Semi-finished prod. of oth alloy steel	1,886,080	41,714,523	2,624,624	41,313,324
7225110000	Grain-oriented of silicon-elect steela width of 600 mm or more.	610,198	12,840,478	1,329,703	28,907,468
7225190000	Oth than Grain-orient of silicon-electsteel a width of 600 mm or more.	3,672,815	32,803,185	4,214,551	33,738,068
7225300000	Flat-roll product of oth alloy steel,ofnot further worked than hot-roll,in coil	1,680,398	24,171,880	1,549,355	20,033,435
7225400000	Flat-roll prod of oth alloy steel,of notfurther worked than hot-roll,not in coil	5,012,115	94,319,782	7,351,587	107,521,228
7225500000	Flat-roll prod of oth alloy steel,of notfurther worked than cold-rolled	1,772,240	20,317,837	1,565,607	17,845,513
7225910000	Oth flat-rolled prod.of oth alloy steel,electrolytically plated/coated with zinc	353,479	10,307,721	618,651	14,034,504
7225920000	Oth flat-rolled prod.of oth alloy steel,otherwise plated or coated with zinc	662,283	4,045,228	675,726	4,015,465
7225990000	Oth flat-rolled prod.of oth alloy steel,otherwise plated or coated with not zinc	12,695,112	51,892,675	9,143,076	41,679,904
7226111000	Hoop & strip, grain-oriented of siliconelectrical steel, of a width <= 400 mm	97,793	1,270,314	216,860	3,515,003
7226119000	Hoop & strip, grain-oriented of siliconelect steel, of a width >400 mm,<600mm	835,909	4,770,170	2,276,124	14,557,416
7226191000	Hoop,strip,oth than grain-orient ofsilicon elect steel,of a width<= 400 mm	32,221	567,200	129,493	2,238,130
7226199000	Hoop,strip,oth than grain-orient ofsilicon elect steel,of width>400mm,<600mm	86,984	1,305,543	269,317	4,295,130
7226201000	Hoop & strip of high speed steelof a width <= 400 mm	817	21,176	4,085	108,122
7226209000	Hoop & strip of high speed steelof a width > 400 mm, < 600mm	0	10,544	0	34,249
7226911000	Hoop,strip of oth alloy steel,hot rolled, of a width <= 400 mm	17,587	470,528	53,474	1,045,964
7226919000	Hoop,strip of oth alloy steel,hot rolled, width >400 mm, <=600mm	83,908	1,275,244	271,215	3,545,738
7226921000	Hoop,strip of oth alloy steel,cold rolled, of a width <= 400 mm	0	172,518	0	209,686
7226929000	Hoop,strip of oth alloy steel,cold rolled, width >400 mm, <= 600mm	4,497	431,710	22,304	619,705
7226991000	Hoop & strip of oth alloy steel,width <= 400 mm	48,277	235,839	31,335	202,414
7226999000	Hoop & strip of oth alloy steel,width > 400 mm and <= 600mm	35,205	3,062,460	179,996	4,252,542
7227100000	Bars & rods, hot-rolled, in irregularlywound coils, of high speed steel	0	1,167	0	1,092
7227200000	Bars & rods, hot-rolled, in irregularlywound coils, of silico-manganese steel	0	695,760	0	619,814
7227900000	Oth bars & rods, hot-rolled, inirregularly wound coils	9,804,117	63,166,069	7,081,738	45,704,610
7228101000	Bars & rods, of high speed steel, ofcircular a cross-section	8,631	292,709	61,263	1,613,268
7228109000	Bars & rods, of high speed steel,not ofcircular a cross-section	108,097	2,291,103	131,638	5,327,307
7228201000	Bars & rods, of silico-manganese steel,circular a cross-section	2,184,512	19,066,829	2,118,244	17,296,448
7228209000	Bars & rods, of silico-manganese steel,not circular a cross-section	384,606	7,554,637	761,417	13,327,785
7228301000	Oth bars&rods,of silico-manganese steelof circular cross-section	11,106,249	110,065,192	13,282,310	126,639,100
7228309000	Oth bars&rods,of silico-manganese steelnot of circular cross-section	4,346,854	76,357,531	4,600,907	77,056,017
7228401000	Oth bars,rods,not further worked thanforget, of circular cross-section	338,263	6,049,949	544,182	4,475,048
7228409000	Oth bars,rods,not further worked thanforget, not of circular cross-section	1,046,838	5,464,153	1,316,779	6,547,543
7228501000	Oth bars,rods,not formed/cold finishedof circular cross-section	308,510	3,066,582	612,897	5,904,039
7228509000	Oth bars,rods,not formed/cold finishednot of circular cross-section	470,092	7,476,861	829,793	12,524,575
7228601000	Other bars and rods :of circular cross-section	245,235	1,828,336	366,923	2,892,702
7228609000	Other bars and rods :not of circular cross-section	1,054,570	8,045,839	1,867,665	15,156,583
7228700000	Angles, shapes and sections of otheralloy steel	1,530,683	20,330,989	1,134,554	16,317,551
7228801100	Hollow drill bars,rods, weight >=0.6%of circular cross-section	137,328	1,908,375	505,354	6,536,000
7228801900	Hollow drill bars,rods, weight >=0.6%not of circular cross-section	151	74,311	2,310	158,748
7228809000	Oth. Hollow drill bars and rods	76,106	2,552,851	194,402	5,559,018
7229200000	Wire of silico-manganese steel	1,252,286	9,504,005	1,302,730	10,657,849
7229900010	Wire of other alloy steel.of high speed steel	212,605	4,139,642	314,364	3,984,697
7229900090	Wire of other alloy steel.not of high speed steel	3,584,752	36,916,342	5,095,315	52,461,431
7301100000	Sheet piling of iron or steel	681,076	14,217,609	745,069	12,270,211
7301200000	Angles, shapes and sections of ironor steel	70,927	1,378,982	87,930	1,231,788
7302100000	Rails of iron or steel	220,520	38,111,114	257,737	38,279,949
7302300000	Switch-blades, crossing frogs, pointrods and other crossing pieces	1,963,654	2,701,102	3,791,868	5,770,169
7302400000	Fish-plates and sole plates of ironor steel	555,183	1,569,285	690,151	2,711,111
7302901000	Sleepers, of iron or steel	30	661,004	1,701	912,832
7302909000	Other than sleepers, of iron or steel	299,318	1,784,117	717,729	4,652,110
7303001010	Tubes,pipes of cast with an externaldiameter not exceeding 100 mm	138,246	2,342,510	438,837	5,526,912
7303001020	Tubes,pipes of cast with an externaldiameter not exceeding 150 mm	45,429	802,542	49,253	766,011
7303001030	Tubes,pipes of cast with an externaldiameter >150 mm and <=600 mm	96,567	726,647	116,560	1,127,034
7303001090	Oth.Tubes, pipes	743,082	11,289,817	250,869	4,938,735

I.3. IMPOR MENURUT KOMODITI / IMPORT BY HS COMMODITY
 *** DESEMBER / DECEMBER 2010 ***

HS	Uraian Komoditi Commodity Description	Berat Bersih / Net Weight (Kg)		Nilai / Value C.I.F (US\$)	
		Bulan ini Current Month	Kumulatif Cum.Jan. to date	Bulan ini Current Month	Kumulatif Cum.Jan. to date
7303009010	Hollow profiles, of cast iron with an external diameter ≤ 100 mm	5	46,132	66	48,374
7303009090	Hollow profiles, of cast iron with an external diameter > 100 mm	735,255	19,795,800	1,275,881	24,145,096
7304110000	Tubes, pipes and hollow profiles, seamless, of stainless steel	2,385,706	40,588,812	4,451,035	76,746,536
7304190000	Oth.tube, pipe & hollow profile, seamless, line pipe of a kind use for oil/gas pipe	11,355,180	296,498,937	13,857,970	360,530,642
7304220010	Oth.tube, pipes & hollow profile, seamless, unfinished drill pipe (green pipe) with	803,017	1,249,982	1,412,688	2,514,538
7304220090	Oth.tube, pipes & hollow profile, seamless, unworked pipe end	38,136	3,680,898	237,314	14,253,178
7304230010	Unfinished drill pipe (green pipe) with yield strength less than 75,000 psi	160	470,924	2,010	3,106,124
7304230090	Oth. unfinished drill pipe (green pipe)	146,302	3,931,866	916,483	19,619,536
7304240010	Unfinish case & tube, yield strgh < 75000 Psi oth. of stanlss stel for drill	641,980	3,081,293	2,021,370	10,267,133
7304240090	Oth.unfinish casetube & unworked, stainless with yield strength less than 75,000 p	1,364	319,675	28,350	592,549
7304290010	Unfinish casetube & unworked pipe end with yield strength less than 75,000 psi	22,109,022	136,003,404	28,516,265	205,602,963
7304290090	Oth.unfinish casetube & unworked pipe end with yield strength less than 75,000 p	4,800,932	80,359,509	6,493,485	116,546,576
7304311000	High press. conduits, of circular cross-sect. of iron/non-alloy steel, cold rolled	33,744	697,198	101,853	2,394,481
7304319000	Oth.drill Rod Casing & tubing with pin and box threads	1,207,346	15,080,284	2,619,681	38,352,613
7304390000	Oth. Drill Rod Casing and tubing with pin and	1,122,607	11,070,871	1,818,135	18,393,078
7304410000	Cold-drawn or cold-rolled (cold-reduced) stainless steel	388,722	2,387,486	776,365	7,721,496
7304490000	Oth. Cold-drawn or cold-rolled (cold-reduced) stainless steel	198,109	2,472,924	438,433	21,666,537
7304511000	High press. conduits, of circular cross-sect. of oth alloy steel, cold rolled	41,980	73,207	165,239	305,336
7304519000	Oth tubes/pipes/hollow profiles, seamless cold rolled, crclr c-s of oth alloy steel	44,874	293,993	159,131	1,432,943
7304590000	Oth. Drill rod casing & tubing with pin & sect. of oth alloy steel, cold rolled	1,186,654	10,413,576	2,452,510	59,512,587
7304900000	Oth. Drill rod casing & tubing with pin & cold rolled, crclr c-s of oth alloy steel	353,513	9,884,858	1,683,272	41,746,348
7305110000	Lines pipe, for oil or gas longitudinal submerged arc welded of iron/steel	15,914,070	21,825,482	32,002,257	39,808,966
7305120000	Lines pipe, for oil or gas other, longitudinally welded of iron/steel	180,487	362,238	851,163	2,609,725
7305190000	The oth. line pipe of iron/steel for oil, external diameter > 406.4mm	171,283	5,318,870	277,303	14,463,970
7305200000	Casing of iron/steel used in drilling for oil/gas external diameter 406.4mm	428,065	2,759,363	553,272	4,287,450
7305311000	Lines pipe, for oil or gas longitudinal stainless steel pipes & tubes	134,822	649,050	158,503	2,135,862
7305319000	Oth. lines pipe, for oil/gas longitudinal stainless steel pipes & tubes	8,907	1,629,115	22,582	2,039,108
7305390000	Oth. lines pipe, for oil/gas longitudinal	0	361,888	0	458,072
7305900000	Oth. lines pipe, for oil/gas longitudinal oth. stainless steel pipes & tubes	1,431,392	1,878,683	422,146	2,319,691
7306110000	Line pipe of kind use for oil/gas pipewelded, of stainless steel	98,685	2,617,247	504,612	15,129,776
7306190000	Oth. line pipe of kind use for oil/gas pipe, welded, of stainless steel	191,787	18,436,364	648,628	14,507,592
7306210000	Casing & tubing of a kind use in drilling welded, of stainless steel	0	60,444	0	415,984
7306290000	Oth. casing & tubing of a kind use in drilling, welded, of stainless steel	130,626	1,990,259	175,439	10,973,181
7306301010	Boilr tube weld, of circur cross-sect of iron/non ally stel intrnl diamtr < 12.5mm	74,642	696,159	72,311	802,919
7306301020	Boilr tube weld, of circur cross-sect of iron/non ally stel intrnl diamtr = 12.5mm	180,789	1,349,214	149,526	6,003,885
7306302010	Boilr tube weld, of single/double walled, copprr plate, intrnl diamtr < 12.5mm	128,587	1,011,475	809,228	5,736,901
7306302020	Boilr tube weld, of single/double walled, copprr plate, intrnl diamtr = 12.5mm	39,066	315,614	74,214	635,792
7306303000	Boilr tube weld, of single/double walled, copprr plate, sheath pipe for heating	839	48,122	7,996	86,261
7306309010	Oth. boilr tube weld, of single/double walled, copprr plate, intrnl diamtr < 12.5mm	95,219	1,099,138	609,622	6,580,323
7306309020	Oth. boilr tube weld, of single/double walled, copprr plate, intrnl diamtr = 12.5mm	1,235,256	11,769,596	1,878,228	21,146,251
7306401010	Oth. weld, of circur cross-section of weld boilr tube w intrnl diamtr < 125 mm	4,117	35,169	41,675	309,027
7306401090	Oth. weld, of circur cross-section of weld boilr tube w intrnl diamtr > 125 mm	6,092	421,186	23,516	1,432,633
7306402000	Welded boiler tubes of stainless steel with internal diameter > 12.5 mm	247,248	1,663,790	1,044,125	5,951,909
7306403000	St'less steel pipes & tubes welded of circr cross sec. w extrl dmtr > 105mm	0	45,877	0	222,673
7306409000	Oth, not welded of circular cross sect. with internal diameter > 12,5 mm	702,551	5,168,188	1,967,875	15,976,617
7306501010	Oth. boilr tube, weld, of circr cross-sectn, oth alloy steel int. dmtr < 12.5mm	0	2,234	0	7,838
7306501020	Oth. boilr tube, weld, of circr cross-sectn, oth alloy steel int. dmtr = 12.5mm	8,406	126,879	7,190	800,367
7306509010	Oth. boilr tube, weld, of circr cross-high pressure conduits	1,017	16,024	6,109	33,049
7306509020	Oth. boilr tube, weld, oth. thn high prsr conduit, oth alloy steel int. dmtr < 12.5mm	1,937	30,042	18,777	237,172
7306509030	Oth. boilr tube, weld, oth. thn high prsr conduit, oth alloy steel int. dmtr > 12.5mm	1,771	4,912,858	8,561	26,007,076
7306610010	Oth. boilr tube, weld, square/rectangular cross section, with int. diamtr < 12,5mm	9,547	76,164	11,880	81,025
7306610090	Oth. boilr tube, weld, square/rectangular cross section, with int. diamtr = 12,5mm	534,196	10,207,891	273,974	7,851,335
7306690010	Oth. boilr tube, non circur crss-section with internal diameter < 12,5mm	0	11	0	164
7306690090	Oth. boilr tube, non circur crss-section with internal diameter > 12,5mm	37,788	115,588	48,329	219,132
7306901010	Oth. Bundy-weld pipes and tubes, with internal diameter < 12,5mm	0	5,441	0	18,083
7306901090	Oth. Bundy-weld pipes and tubes, with internal diameter > 12,5mm	94	22,398	22,378	129,805
7306909010	Oth. thn Bundy-weld pipes & tubes, with internal diameter < 12,5mm	56,679	774,679	139,561	2,611,578
7306909090	Oth. thn Bundy-weld pipes & tubes, with internal diameter > 12,5mm	362,923	28,414,829	471,620	98,507,040
7307110000	Cast fitting of non-malleable cast iron	43,404	537,199	44,681	705,014
7307190000	Cast fitting of other than non-malleable cast iron	86,670	2,379,226	472,073	6,903,998
7307210000	Other, of stainless steel flanges	309,608	3,542,047	1,097,656	9,208,998
7307220000	Other, of stainless steel threaded elbows, bends and sleeves	109,477	1,442,111	694,635	12,783,676
7307230000	Other, of stainless steel butt welding fittings	260,169	1,020,746	645,197	5,701,358
7307290000	Oth., of stanlss steel oth. than flanges, butt welding, threaded elbow, bend & sleeve	590,625	4,394,819	2,741,518	25,591,105
7307910000	Tube or pipe fittings (couplings) flanges	1,323,801	15,182,796	2,223,115	31,929,509
7307920000	Tube or pipe fittings (couplings) threaded elbows, bends and sleeves	208,868	4,789,697	713,888	13,840,370
7307930000	Tube or pipe fittings (couplings) butt welding fittings	787,210	6,896,112	3,822,205	17,947,461
7307990000	Other tube/pipe fittings (couplings)	2,399,842	22,379,914	11,582,797	121,530,432
7308101000	Bridges and bridge sect. w prefab'ed type joined by shear connectors	5,026	173,707	51,917	709,743
7308109000	Other bridges and bridge sections	28,886	12,284,081	45,747	26,535,387
7308201100	Towers with prefabricated modular type joined by shear connectors	1,439	13,104	1,619	86,347
7308201900	Other towers	504,656	9,968,480	728,370	17,267,393
7308202100	Lattice masts w prefabricated modular type joined by shear connectors	3,175	3,320	16,140	16,756
7308202900	Other lattice masts	443,368	2,245,182	208,050	2,274,369
7308300000	Doors, windows and their frames and thresholds for doors	88,734	2,269,401	400,755	14,201,250
7308401000	Equip. for scaffolding w prefabricated modlr type joined by shear connectors	0	13,997	0	33,027
7308409000	Other equipment for scaffolding, shuttering, propping or pit propping	240,343	4,149,830	331,827	8,660,701
7308902000	Other, prefabricated modular type joined by shear connectors	110,095	1,712,075	135,339	2,231,597
7308903000	Oth. corrug, curved/bent galv'd plt fass'bly into undgrnd conduits & culvert	310,095	1,368,454	378,276	2,353,089
7308904000	Oth parts of tub/tunnels, made of form'd & bended corrugated sheet of iron/steel	27,345	1,142,656	175,639	3,785,418
7308905000	Other, prefabricated modular rail for ships	0	22,447	0	32,080
7308909000	Other structures and parts of structures of iron or steel	3,397,758	103,908,597	6,469,841	290,239,777
7309000000	Reservoir, tank, vat & similar container of iron/steel, capacity > 300 ltr	950,931	8,798,493	7,384,463	79,255,574

I.3. IMPOR MENURUT KOMODITI / IMPORT BY HS COMMODITY
 *** DESEMBER / DECEMBER 2010 ***

HS	Uraian Komoditi Commodity Description	Berat Bersih / Net Weight (Kg)		Nilai / Value C.I.F (US\$)	
		Bulan ini Current Month	Kumulatif Cum.Jan. to date	Bulan ini Current Month	Kumulatif Cum.Jan. to date
7310100010	Tank,cask,drum,can,boxe&similarfor transporting or coagulating latex	16,371	89,152	38,381	588,967
7310100020	Tank,cask,drum,can,boxe&similarof iron or steel casting in the rough	13,348	512,063	39,802	1,294,348
7310100030	Tank,cask,drum,can,boxe&similarother of iron/steel forging/stamping	89,968	646,932	342,831	2,167,633
7310100090	Oth.tank,cask,drum,can,boxe&similar	291,082	6,354,295	743,571	16,949,904
7310211010	Cans <1L,closed by soldering ofiron/steel casting in the rough	0	12,188	0	43,117
7310211020	Cans <1L,closed by soldering ofiron/steel forging or stamping in	1,209	59,885	5,459	164,499
7310211090	Oth.cans <1L,closed by soldering ofiron/steel	19,497	411,869	137,915	1,500,226
7310219010	Cans >1L & <50L,closed by soldering ofiron/steel casting in the rough	2,862	22,299	42,031	245,540
7310219020	Cans >1L & <50L,closed by soldering ofiron/steel forging or stamping in	1,024	12,927	6,645	60,772
7310219090	Oth.cans >1L & <50L,closed by soldering ofiron/steel	83,818	1,602,277	275,275	4,587,441
7310291010	Cans <1L,not soldering ofiron/steel casting in the rough	0	12,756	0	112,180
7310291020	Cans <1L,not soldering ofiron/steel forging or stamping in	0	887	0	10,178
7310291090	Oth.cans <1L,not soldering ofiron/steel	300,025	2,282,555	622,169	5,891,416
7310299010	Cans >1L & <50L,not soldering ofiron/steel casting in the rough	43	5,034	192	39,316
7310299020	Cans >1L & <50L,not soldering ofiron/steel forging or stamping in	633	4,465	450	17,831
7310299090	Oth.cans >1L & <50L,not soldering of iron/steel	1,126,877	10,538,230	404,633	2,415,113
7311001100	Cont'ners for compressed/liquefied gaseamless stl cylinders, capacity< 30 ltr	45,233	519,209	60,531	1,062,301
7311001900	Other seamless steel cylinders	776,630	10,137,690	2,087,357	23,134,490
7311009100	Other containers of iron or steelwith capacity of less than 30 l	402,461	1,386,799	580,216	2,221,965
7311009900	Other containers of iron or steel	31,915	1,917,483	561,908	4,094,602
7312101000	Standed wr,ropes & cables for lockedcoil,flatt'ed strands&non rotng wr rp	152,592	1,493,669	223,864	2,784,271
7312102000	Stranded wire,rope&cables by plated/coatd wth brass,& of a nom.d<=3mm	505,557	6,228,030	1,543,841	16,173,016
7312104000	Stranded wire, rope and cables withstranded wire of diameter of< 3 mm	42,062	342,524	477,131	2,920,243
7312109000	Other stranded wire, rope and cables	2,134,759	20,114,923	3,629,265	40,489,679
7312900000	Oth stranded wire, rope and cables,plaitd bnds,slings&of ir/stl not elect	616,410	10,555,652	729,676	23,812,806
7313000000	Barbed wr of iron/steel; twisted hoop&of a kind used f fencing of iron/stl	28,335	902,079	53,397	699,769
7314120000	Woven cloth with endless bandsfor machinery, of stainless steel	5,003	116,536	46,926	506,293
7314140000	Woven cloth, of stainless steel	88,762	823,006	471,577	5,189,616
7314191000	Endless bands for machinery oth thn ofstainless steel	2,983	44,942	6,903	95,445
7314199000	Other woven cloth, not stainless steel	18,698	221,708	68,516	1,189,513
7314200000	Grill&fencing,welded at the intersectofwr wth a max.sect.d>3mm&mesh s>100cr	375,521	5,111,332	378,360	5,911,088
7314310000	Other grill, netting & fencing,weldedat the intersect.by pltd/coatd w zinc	299,450	3,980,945	148,227	1,951,266
7314390000	Oth grill, netting and fencing,weldedat the intersection	455,068	7,535,993	1,050,932	11,444,289
7314410000	Oth cloth, grill, netting and fencingby plated or coated with zinc	160,394	2,379,322	146,548	2,342,117
7314420000	Oth cloth, grill, netting and fencingby coated with plastics	207,195	1,447,548	89,142	826,194
7314490000	Oth cloth, grill, netting and fencing	311,943	4,030,795	247,819	3,237,778
7314500000	Expanded metal	68,613	283,879	75,972	485,809
7315111100	Roller chain for bicyclesof mild steel	99,929	930,438	181,468	1,701,017
7315111200	Roller chain for motorcyclesof mild steel	507,445	6,316,992	1,462,935	16,779,018
7315111900	Other mild steel for roller chain	135,340	1,290,887	700,084	6,080,101
7315112100	Other roller chain for bicycles	34,287	208,812	27,619	348,422
7315112200	Other roller chain for motorcycles	528,071	7,412,844	1,336,917	18,584,213
7315112300	Oth roller chain transmis. type6mm < pitch length <= 3mm	35,094	184,879	304,562	1,307,798
7315112900	Other roller chain	247,591	2,644,803	1,288,968	11,038,998
7315120000	Other roller chainof mild steel	341,599	6,713,669	1,221,969	15,602,764
7315191100	Roller chain for bicyclesof bicycle chain	0	13,769	0	15,177
7315191200	Roller chain for motorcyclesof motorcycle chain	7,469	193,096	102,514	2,623,231
7315191900	Other roller chainof other mild steel	11,570	97,682	21,425	284,475
7315199100	Other roller chain for bicyclesof bicycle chain	383	404	804	2,832
7315199200	Other roller chain for motorcyclesof motorcycle chain	45,578	268,998	77,902	1,711,350
7315199900	Other roller chain of other thanbicycle chain&motocycle chain	75,205	252,597	29,448	803,468
7315201000	Skid chainof mild steel	38	11,282	1,126	120,649
7315209000	Other Skid chainof mild steel	10,352	140,573	10,288	307,147
7315811000	Stud-linkof mild steel	436	115,349	2,812	571,472
7315819000	Other Stud-linkof mild steel	299,711	2,809,320	409,669	4,746,042
7315821000	Other, welded linkof mild steel	43,999	259,170	49,732	477,288
7315829000	Other, welded link	94,261	1,389,990	166,893	2,036,977
7315891100	Other chain for bicyclesof mild steel	54	13,150	123	50,555
7315891200	Other chain for motorcyclesof mild steel	75,972	1,159,901	1,033,218	14,073,474
7315891900	Other chain of mild steel not formotorcylcles and bicycles	12,453	150,406	72,903	692,155
7315892100	Other chain for bicyclesof other than mild steel	0	18	0	65
7315892200	Other chain for motorcyclesof other than mild steel	0	42,219	0	33,790
7315892900	Other chain not mild steel, not formotorcylcles and bicycles	130,421	1,841,934	596,645	7,269,922
7315901000	Other parts of chain for motorcyclesand bicycles	3,088	64,933	38,452	406,527
7315909000	Other parts of chain not formotorcylcles and bicycles	227,839	3,218,953	1,427,582	13,259,658
7316000000	Anchors, grapnels and parts thereof,of iron or steel	627,081	5,120,259	1,249,715	14,548,702
7317001000	Wire nails	232,486	2,575,860	242,863	2,054,524
7317002000	Staples	196,303	1,670,776	215,589	1,981,855
7317009010	Dog spikes for rail sleepers,carding -tacks&similar articles,of iron or steel,	93	416,586	5,613	563,784
7317009020	connector & anti-splitting,connector andHob nails for footwear, ring nails	5,170	162,168	35,494	627,383
7317009030	connector and anti-splitting, connectorHooknails	987	41,842	10,857	292,446
7317009040	connector and anti-splitting, connectorCorrugated nails, drawing pins and tacks	562,812	7,110,458	205,745	2,566,253
7317009090	Oth.connector and anti-splitting,conn -ector and anti splitting	1,152,944	11,033,623	569,802	5,320,747
7318110000	Threaded articles for coach screws	18,430	155,625	189,274	712,845
7318121000	Other wood screws with an externaldiameter not exceeding 16 mm	6,152	182,525	30,207	726,592
7318129000	Other wood screws	147,054	1,085,475	317,213	3,537,892
7318131000	Screw hooks and screw rings with anexternal dmtr not exceeding 16mm	34,819	125,065	265,515	1,815,639
7318139000	Other screw hooks and screw rings	104,999	813,247	472,534	3,131,861
7318141000	Self tapping screw with an externaldiameter not exceeding 16 mm	57,234	232,146	299,931	2,626,754
7318149000	Other self tapping screws	92,717	676,229	475,977	4,763,460
7318151100	Screw metal with/without nuts/washerswith an external diameter <=16 mm	232,908	2,845,774	3,518,463	27,477,911
7318151200	Bolts for metal, with/ without nuts ofan external diameter <= 16mm	1,572,126	17,664,624	9,257,419	93,583,737
7318151900	Oth screws&bolts whether/not without -their nut/washers wth.an ext'l dmtr>16	489,629	4,392,805	962,067	12,045,674

I.3. IMPOR MENURUT KOMODITI / IMPORT BY HS COMMODITY
 *** DESEMBER / DECEMBER 2010 ***

HS	Uraian Komoditi Commodity Description	Berat Bersih / Net Weight (Kg)		Nilai / Value C.I.F (US\$)	
		Bulan ini Current Month	Kumulatif Cum.Jan. to date	Bulan ini Current Month	Kumulatif Cum.Jan. to date
7318159100	Other screws for metal with or without nuts or washers	60,481	920,353	683,285	7,957,972
7318159200	Other bolts for metal, with or without nuts	410,570	7,608,640	2,417,352	26,823,461
7318159900	Other screws and bolts whether or not with their nut or washers	344,403	3,268,567	1,724,881	17,348,815
7318161000	Nuts with an external diameter not exceeding 16 mm	253,372	3,352,327	2,007,601	19,843,084
7318169000	Other nuts	871,717	11,392,710	5,014,467	58,761,023
7318191000	Other threaded articles of an external diameter not exceeding 16 mm	1,665,580	1,872,560	12,181,534	13,872,529
7318199000	Other threaded articles of iron and steel	112,574	4,577,400	797,338	16,558,174
7318211000	Non threaded artic. for spring washers & other lock washers with an external d < 16mm	5,136	90,202	44,810	541,613
7318219000	Other spring washers and other lock washers	81,144	1,357,158	952,321	11,501,817
7318221000	Other washers with an external diameter not exceeding 16 mm	49,786	770,108	1,182,953	9,601,511
7318229000	Other washers	275,314	3,538,774	4,795,124	42,320,748
7318231000	Rivet with an external diameter not exceeding 16 mm	110,756	391,185	221,438	2,222,210
7318239000	Other rivets	19,565	251,002	119,495	1,988,322
7318241000	Cotters & cotters pins with an external diameter not exceeding 16 mm	57,812	729,184	872,078	10,583,130
7318249000	Other cotters and cotter pins	223,337	1,429,212	1,825,811	16,293,239
7318291000	Other non threaded articles with an external diameter <= 16 mm	34,856	547,228	932,624	12,847,610
7318299000	Other non threaded articles	386,100	5,422,049	4,147,177	55,930,800
7319200000	Safety pins	17,269	209,331	73,884	803,834
7319300000	Other pins	169,578	2,330,251	1,685,796	18,805,882
7319900000	Other similar articles for use in hand, of iron or steel	60,063	533,685	327,199	4,054,099
7320101000	Leaf springs and leaves for motor vehicles	60,925	955,410	338,711	4,305,411
7320109000	Other leaf springs and leaves	46,112	545,944	700,246	6,252,207
7320201000	Helical springs for motor vehicles	96,228	1,105,515	1,196,915	13,304,307
7320209010	Other Helical springs for motor vehicles for motor vehicles or earth moving	83,358	1,129,433	845,986	10,904,233
7320209090	Other Helical springs for motor vehicles	88,275	1,063,317	754,581	6,528,217
7320901000	Other springs and leaves for motor vehicles	71,831	1,143,475	572,170	8,655,101
7320909000	Other springs and leaves	124,539	1,201,191	1,499,242	10,304,114
7321100000	Cooking appliances and plate warmers for gas fuel or for both gas and other	159,905	1,248,682	535,983	4,317,541
7321120000	Cooking appliances and plate warmers with liquid fuel	48,474	255,421	64,712	357,694
7321190000	Other Cooking appliances & plate warmers including appliances for solid fuel	35,855	146,631	148,944	570,939
7321810000	Other appliances with gas fuel or for both gas and other fuels	30,683	92,766	29,200	163,995
7321820000	Other appliances with liquid fuel	5,913	20,824	11,083	25,772
7321890000	Other appliances with solid fuel	9,800	183,105	39,428	272,226
7321901000	Other cooking appliances & plate warmers of burner for kerosene stoves	1,163	191,473	775	430,335
7321909000	Other Cooking appliances and plate warmers	496,709	6,029,979	1,555,372	18,026,265
7322100000	Radiators and parts of cast iron	344	21,711	9,134	115,773
7322190000	Other parts of radiators	13,849	449,682	354,511	4,029,224
7322900000	Other radiators for central heating	26,134	447,656	380,493	4,793,726
7323100000	Iron/steel wool; pot scourers & scouring or polishing pads, gloves and the like	115,079	1,272,934	209,296	2,074,796
7323911000	Kitchenware of cast iron, not enamelled	32,495	475,953	107,888	1,787,968
7323919000	Household articles of cast iron not enamelled	8,582	414,299	37,868	852,501
7323920000	Household articles of cast iron, enamelled	564	805,901	10,102	1,185,883
7323931000	Kitchenware of stainless steel	721,694	5,810,610	1,728,766	14,367,798
7323939000	Other household articles of stainless steel	294,632	2,160,695	678,225	5,471,172
7323940000	Household of iron (other than cast iron) or steel, enamelled	407,278	3,393,999	537,244	4,187,401
7323991000	Other kitchenware	575,493	2,905,755	1,198,507	6,129,682
7323999000	Other household articles of iron or steel	199,940	1,654,575	431,191	4,639,234
7324100000	Sinks and wash basins, of stainless steel	232,661	2,139,105	532,069	4,411,213
7324210000	Bath of cast iron, whether or not enamelled	5,748	95,672	26,717	438,122
7324290000	Bath of stainless steel	8,083	248,033	43,553	848,969
7324901000	Sanitary ware for flushing water closets or urinals (fixed type)	5,078	95,050	11,760	362,049
7324902000	Sanitary ware of bedpans, urinals (portable type) and chamber pots	17	5,411	238	49,460
7324909000	Other sanitary ware	178,754	1,887,194	494,123	4,907,533
7325101000	Other cast articles of non malleable cast iron by latex spouts & latex cups	721	26,736	1,687	108,213
7325109000	Other cast articles of non malleable cast iron	80,457	845,744	342,938	3,349,832
7325910000	Grinding balls and similar articles for mills	2,998,874	30,274,486	3,779,744	35,496,417
7325991000	Other cast articles of malleable cast iron by latex spouts and latex cups	26	102,146	90	816,362
7325999000	Other cast articles of malleable cast iron	41,345	1,572,343	242,783	4,011,060
7326110000	Grinding balls & similar articles for mills forged/stamped but not further worked	2,001,674	31,488,643	2,399,483	37,423,153
7326190000	Other articles of iron or steel but not forged or stamped	362,138	5,847,985	2,973,322	27,709,424
7326202000	Articles of iron or steel wire for rat traps	168	3,077	614	11,210
7326205000	Articles of iron or steel wire Wire poultry cages and the like	99,908	842,535	155,310	1,228,522
7326209000	Other articles of non iron or steel wire	730,931	2,426,131	1,372,667	6,166,337
7326901000	Ships' rudders not forged or stamped	59,109	1,174,820	271,919	7,520,965
7326903000	Stainless steel shield & clamp assembly with hub for hubless cast iron & pipes fit.	45,028	923,382	526,754	6,844,146
7326904000	Latex spouts and latex cups but not forged or stamped	3,816	50,097	89,818	1,901,680
7326905000	Rat traps but not forged or stamped	0	8,505	0	53,623
7326907000	Stainless steel shield, clamp assembly Horseshoes; riding boot spurs	11,383	141,476	155,469	2,170,784
7326909000	Other articles not forged or steamed	4,808,404	40,746,081	17,516,512	228,465,215
7401000000	Copper mattes, cement copper (precipitated)	1	23,537	421	201,446
7402000000	Unrefined copper, copper anodes for electrolytic refining.	12	46,503	199	217,328
7403100000	Refined copper for cathodes and sections of cathodes	4,482,456	74,130,499	38,065,302	537,441,715
7403120000	Refined copper for wire-bars	69,573	556,956	70,986	505,240
7403130000	Refined copper for billets	1,250	24,816,633	27,667	13,571,133
7403190000	Other refined copper, unwrought	22,740	291,721	192,845	2,014,839
7403210000	Copper alloys for copper-zinc base alloys (brass)	257,840	2,308,629	2,702,005	20,413,232
7403220000	Copper alloys for copper-tin base alloys (bronze)	87,192	1,262,820	500,808	6,531,385
7403290000	Copper alloys for other copper alloys (other than master alloys of head. 74.05)	13,894	778,163	1,486,047	11,314,291
7404000000	Copper waste and scrap.	279,697	14,153,224	2,042,957	90,689,797
7405000000	Master alloys of copper.	5,990	24,855	55,310	131,263
7406100000	Powders of non-lamellar structure	8,588	237,000	65,795	2,643,778
7406200000	Powders of lamellar structure; flakes	26,262	441,552	298,968	4,603,433
7407103000	Profiles of refined copper	158	37,664	3,473	399,131

I.3. IMPOR MENURUT KOMODITI / IMPORT BY HS COMMODITY
 *** DESEMBER / DECEMBER 2010 ***

HS	Uraian Komoditi Commodity Description	Berat Bersih / Net Weight (Kg)		Nilai / Value C.I.F (US\$)	
		Bulan ini Current Month	Kumulatif Cum.Jan. to date	Bulan ini Current Month	Kumulatif Cum.Jan. to date
7407109000	Other Profiles of refined copper	239,140	1,936,933	1,740,439	12,789,526
7407210000	Profiles of refined copperOf copper-zinc base alloys (brass)	181,557	3,257,770	815,158	17,453,282
7407290000	Other of copper alloys	53,548	1,527,109	555,436	7,869,023
7408110000	Copper wire.Of which the maximum cross-sectional	288,447	3,429,457	2,834,384	25,857,670
7408190000	Other wire of refined copper	834,919	9,558,282	4,856,119	57,437,082
7408210000	Copper wire of copper alloys withcopper zinc base alloys (brass)	257,908	2,115,456	2,300,450	17,153,710
7408220000	Copper wire of copper alloys w copper-nick bs alloys/c-nickel-zinc bs alloys	16,301	142,606	198,550	1,476,588
7408290000	Other copper alloys for copper wire	43,105	501,683	479,962	3,854,195
7409110000	Copper plates, sheets and strips, of refined copper in coils	122,736	1,421,968	943,807	10,381,181
7409190000	Copper plates, sheets and strips, of refined copper, not in coils	312,558	5,430,453	1,396,467	17,856,590
7409210000	Copper plates, sheets,strips, of copperzinc base alloys (brass), in coils	531,913	5,507,809	4,645,487	50,645,585
7409290000	Copper plates, sheets,strips, of copperzinc base alloys (brass), not in coils	125,679	1,212,600	524,926	5,736,156
7409310000	Copper plates, sheets,strips, of coppertin base alloys (brass), in coils	421,337	3,734,182	3,932,859	36,470,736
7409390000	Copper plates, sheets,strips, of coppertin base alloys (brass), not in coils	11,565	264,617	104,564	2,221,082
7409400000	Copper-nickel base alloy (cupro-nickel),copper-nickel-zinc base alloys unrefined	173,999	1,370,979	1,729,257	13,413,755
7409900000	Other copper alloys, unrefined	3,076	48,737	57,898	303,879
7410110000	Copper foil, refined, thickness < 0.15mm, not backed	123,041	1,195,578	1,161,470	10,681,878
7410120000	Copper alloys, refined, thickness< 0.15 mm, not backed	29,049	766,348	258,723	5,716,163
7410210010	Reinforced sheets/plates of polyamide,of refined copper, backed	3,171	61,455	57,103	562,386
7410210020	Reinforced sheets/plates of polyamide,Copper clad laminate for PCBs	395,090	6,575,788	1,890,672	29,594,869
7410210090	Reinforced sheets/plates of polyamide,Copper clad laminate not for PCBs	3,322	153,488	6,396	1,890,518
7410220000	Reinforced sheets/plates of polyamide,Of copper alloys, unrefined	676	59,268	11,479	528,015
7411100000	Copper tubes & pipes of refined copper	399,810	4,399,504	3,888,376	33,405,793
7411210000	Copper tubes & pipes of copper alloyswith copper-zinc base alloys (brass)	90,955	1,440,345	824,657	9,508,106
7411220000	Copper tubes & pipes of copper alloyswith cupro-nickel or nickel silver	4,941	34,171	144,554	839,405
7411290000	Other copper tubes and pipes	196,411	2,367,196	1,622,305	15,860,329
7412100000	Copper tube or pipe fitting ofrefined copper	48,803	268,282	130,118	900,973
7412201000	Copper tube or pipe fitting ofcopper-zinc base alloys (brass)	47,171	394,909	825,135	4,060,825
7412209000	Copper alloys, not brass, refined	92,676	920,362	460,720	5,271,084
7413000000	Stranded wire,cable,plaited bands,of copper, not electrically insulated.	84,043	1,522,035	987,621	12,079,673
7415101000	Nails&tacks(incl.drwing pins)of copperiron or steel with head of copper	24,594	335,276	88,008	1,218,354
7415102000	Staples and similar articles of copper	13,491	96,888	22,645	71,935
7415109000	Tacks, drawing pins, & similar articles	18,511	202,133	220,277	2,292,492
7415210000	Washers (including spring washers)but not threaded	42,649	281,735	166,507	2,126,847
7415290000	Other articles of copper, not threaded	8,681	122,098	137,771	1,632,238
7415331000	Screws	23,083	533,669	305,498	3,887,647
7415332000	Bolts and nuts	39,085	632,183	287,280	3,021,717
7415390000	Other articles of copper, threaded	20,884	259,339	129,836	2,015,359
7418110000	Pot scourers and scouring or polishingpads, gloves and the like	0	447	0	11,315
7418190000	Other Pot scourers & scouring/polishing	13,300	138,559	17,458	231,549
7418200000	Sanitary ware and parts thereof	3,627	267,504	36,590	1,407,015
7419100000	Chain and parts thereof of copper	21,215	44,918	16,111	149,826
7419910010	Fittings for fire hoses, of copper	2,359	27,663	39,438	320,039
7419910020	Reservoirs, tanks, vats and similarof copper	758	15,409	13,650	225,440
7419910030	Electroplating anodes,machine beltfor ships or other vessel	3,551	191,016	14,216	1,363,387
7419910090	Oth table, kichen,cast, moulded,stamped/forged but not further worked	26,307	232,432	509,379	4,782,612
7419991000	Electroplating anodes,machine beltfastener,fitting for ships,fire hoses	25,631	314,773	249,457	2,580,649
7419992000	Similar containers not fitted withmech./terminal equip. of a cap.of <=300l	2,401	22,271	10,299	191,091
7419993100	Grill and netting of copper wirefor machinery	20,905	47,845	658,280	1,542,641
7419993910	Grill and netting of copper wireCloth suitable for making mosquito nets	10,893	71,165	108,009	277,359
7419993990	Other grill and netting of copper wire	15,336	52,994	145,668	677,671
7419994000	Other grill and netting of copper wireSprings	75,153	238,535	1,763,887	3,323,970
7419995000	Other grill and netting of copper wireCigarette cases or boxes and similar	16	7,173	6,881	73,522
7419999000	Other articles of non copper	10,610	240,166	67,443	1,148,752
7501100000	Nickel mattes	1	1,012	250	45,362
7502100000	Nickel, not alloyed	56,531	529,236	862,573	7,862,734
7502200000	Nickel alloys	1,333	17,413	90,250	153,544
7503000000	Nickel waste and scrap.	0	11	0	242
7504000000	Nickel powders and flakes.	6,381	41,624	137,983	890,518
7505110000	Bars, rods and profiles of nickel,not alloyed	83	3,969	4,602	128,488
7505120000	Bars, rods & profiles of nickel alloys	533	9,547	24,198	282,297
7505210000	Wire of nickel, not alloyed	0	89,012	0	1,726,297
7505220000	Wire of nickel alloys	16,836	215,715	214,463	3,195,171
7506100000	Nickel plates, sheets, strip&foil ofnickel, not alloyed	3,864	38,219	99,488	666,806
7506200000	Nickel plates, sheets, strip and foilof nickel alloys	10,044	410,152	415,396	6,232,436
7507110000	Tubes and pipes of nickel, not alloyed	0	26,115	0	443,714
7507120000	Tubes and pipes of nickel alloys	185	12,435	4,650	562,074
7507200000	Tube or pipe fittings	3,631	41,826	20,886	528,030
7508100000	Cloth, grill and netting,of nickel wire	5	12,375	85	119,822
7508903000	Bolts and nuts of non nickel	3,184	51,172	20,431	336,672
7508904000	Other articles suitable for usein building of non nickel	176	1,737	568	42,088
7508909010	Electro-plating anodes,wrought or un-wrought, including those produced by	44,782	402,629	653,721	4,828,849
7508909020	Screens for printing machines	4,823	113,678	130,052	1,220,265
7508909090	Other Nickel tubes, pipes, tube, pipefittings	1,077	36,417	178,631	862,720
7601100000	Aluminium, not alloyed	16,695,309	162,711,528	40,338,189	363,598,469
7601200000	Aluminium alloys	13,305,376	157,635,758	32,035,036	358,711,733
7602000000	Aluminium waste and scrap.	2,524,375	37,730,748	4,559,005	64,086,946
7603100000	Aluminium powders of non-lamellarstructure	64,120	1,286,040	153,897	3,657,273
7603200010	Aluminium powders and flakes of flakes	2,444	104,130	19,250	245,024
7603200020	Aluminium powders and flakes,powderof lamellar structure	32,213	329,235	187,418	1,358,750
7604101000	Bars and rods of aluminium not alloyed	58,947	738,760	481,450	4,520,972
7604109010	Profiles suitable for use as heat sinkwith cross-sect.dimension < 17,5x17,5 cm	944	52,678	48,677	779,142
7604109090	Oth profiles suitable for use as heatsink	121,443	1,632,064	494,806	5,221,820

I.3. IMPOR MENURUT KOMODITI / IMPORT BY HS COMMODITY
 *** DESEMBER / DECEMBER 2010 ***

HS	Uraian Komoditi Commodity Description	Berat Bersih / Net Weight (Kg)		Nilai / Value C.I.F (US\$)	
		Bulan ini Current Month	Kumulatif Cum.Jan. to date	Bulan ini Current Month	Kumulatif Cum.Jan. to date
7604211000	Perforated tube profile for evaporatorcoils of mtr veh. ac mach.of alum.ally	1,493	11,174	31,721	237,980
7604219000	Oth hollow profiles of aluminium alloys	353,427	7,320,935	1,981,094	19,642,257
7604291010	Extruded bars and rods not surfacetreated	26,783	482,176	81,797	1,652,696
7604291020	Extruded bars and rods surfacetreated	0	30,588	0	149,559
7604293000	Y-shaped profiles for zip fasteners,in coils of non aluminium alloys	2,757	43,658	55,590	895,147
7604299000	Other bars, rods and profiles ofnon aluminium alloys	106,216	3,128,512	3,589,440	13,601,030
7605110000	Alum. wire of aluminium not alloyedwhich the max.cross-sect'l dim.exceeds	6,609	149,958	39,192	780,730
7605191000	Aluminium wire of non aluminium notalloyed with a diameter < 0.0508 mm	3,596	18,384	74,940	384,310
7605199000	Other aluminium wire of non aluminiumnot alloyed	50,040	569,656	298,477	4,119,267
7605210000	Alum. wire of aluminium alloys whichthe max.cross-sect'l dimension > 7 mm	21,012	61,886	74,397	252,061
7605291000	Aluminium wire of non aluminium alloyswith a diameter not exceeding 0.254mm	503	111,839	12,256	438,926
7605299000	Other aluminium wire of non aluminiumalloys	67,531	866,779	279,892	4,007,880
7606110010	Aluminium plates,sheets&strip of plainor figured by rolling of thick.>0.2mm	101,974	621,622	405,507	2,087,442
7606110090	Oth aluminium plates,sheets&strip ofplain/figured by rolling of thick.>0.2mm	4,129,627	30,326,253	10,536,513	79,739,357
7606121010	Can stock (alloy 3004,3104 or 5182, ofthickness > 0,25 mm, in coil	24,946	683,702	113,391	2,823,525
7606121090	Oth.Can stock (alloy 3004,3104, 5182,of thickness > 0,25 mm, in coil	32,847	332,148	236,709	1,425,142
7606123100	Sheets o alum. rigid cont.sheets alloy5182,5082,hardnessh19<1,000mm in width	95,656	1,258,143	428,396	5,230,531
7606123910	Other aluminium sheet/coilnot exceeding 1,000 mm in width	1,055,883	15,135,822	3,013,405	40,178,633
7606123920	Other aluminium sheet / coilceeding 1,000 mm in width	2,837,057	26,410,009	8,662,697	79,129,887
7606123930	Aluminium Litho Grade sheet/coil alloyha 1052 hardness temper h19 and alloy	52	177,099	659	382,328
7606123990	Other aluminium sheet	836,450	6,240,429	3,264,837	24,954,841
7606124000	Oth, plain/figured by roll./press. butnot surface treatedof non alum. alloys	142,972	2,524,400	388,235	7,240,615
7606129000	Other aluminium plate rectangler ofaluminium alloys	368,280	4,850,991	1,677,048	21,913,546
7606912000	Oth alum. not alloyed,plain/figured byrolling/pressing b not surface treated	0	50,747	0	149,754
7606919000	Oth aluminium plate, not rectangler ofaluminium, not alloyed	47,171	1,451,821	170,771	2,148,459
7606923010	Venetian blind slat,whether or notrolled or cut, in width ½1,000 mm	0	38,404	0	115,669
7606923020	Sheet or coil of alum. rigid containersheet alloy 5182,5082,hardness h19	21,255	276,536	76,016	1,230,175
7606923090	Oth.than Sheet/coil of aluminium rigidcontainer sheet alloy 5182,5082,hard h19	86,401	1,706,406	198,713	2,621,690
7606929010	Oth venetian blind slat,whether or notrolled or cut, in width ½1,000 mm	3,075	17,733	16,990	93,729
7606929020	Oth.sheet/coil of alum.rigid containersheet alloy 5182,5082,hardness h19	30,089	69,243	111,185	562,420
7606929090	Other aluminium alloys	476,590	3,719,861	1,041,963	6,812,105
7607110000	Aluminium foil not backed, rolledbut not further worked	584,096	7,540,461	2,371,824	30,045,228
7607191000	Foil of aluminium alloy A1075 or A3903not back,oth than rolled but not worked	13,009	226,243	412,590	5,071,950
7607199000	Oth than foil aluminium alloy A1075/a3903 not back,oth than roll but notwork	291,139	3,801,481	2,617,181	30,074,901
7607204000	Aluminium foil backed for imitationgold or silver	13,876	80,843	58,274	334,130
7607209010	Aluminium foil laquer coated (white orof thickness >0,05 mm or < 0,15 mm	178,577	1,843,987	2,008,664	21,823,209
7607209090	Oth.aluminium foil, backed,thickness <=0.2 mm	183,712	1,964,772	1,073,945	11,993,045
7608100000	Aluminium tubes and pipes ofaluminium, not alloyed	29,526	506,866	223,360	1,780,931
7608200000	Aluminium tubes and pipesof aluminium alloys	140,098	1,698,134	803,838	9,834,476
7609000000	Aluminium tube or pipe fittings (forexample, coupling,elbows,sleeves)	53,523	603,543	912,465	7,997,293
7610100000	Alum. structures for doors, windows &their frames and thresholds for doors	150,603	1,104,743	1,566,881	5,169,446
7610901000	Oth alum. structures for bridges andbridge section, towers, lattice masts	3,352	346,254	13,179	3,280,908
7610909000	Other aluminium structures	455,758	5,668,430	795,040	9,669,354
7611000000	Aluminium reservoirs, tanks, vats andsimilar containers for any material	11,078	192,986	31,627	2,391,966
7612100000	Alum. collapsible tubular containers	13,192	147,062	202,563	1,746,675
7612901000	Aluminium casks, drums, cans, boxes andseamless containers for fresh milk	164	2,889	2,408	27,827
7612909000	Oth.aluminium casks,drums,cans, boxes& containers, for any material	394,893	3,786,864	2,255,330	20,815,807
7613000000	Aluminium containers for compressedor liquified gas	3,105	90,101	108,813	1,547,232
7614101100	Cable with steel core of circularcross section not exceeding 500 mm	772,231	782,022	1,684,744	1,749,736
7614101200	Cable with steel core of crclr crosssection > 500 mm but < 1,000 mm	714	1,300	1,698	43,301
7614101900	Other cable wth steel core	15,426	119,626	74,266	637,686
7614109000	Other stranded wire with steel core	398,467	1,552,176	782,003	4,441,720
7614901100	Cable without steel core of circularcross section not exceeding 500 mm	1	24,406	241	98,282
7614901200	Cable without steel core of circularcross section > 500 mm but < 630 mm	9	50	6	1,192
7614901900	Other cable without steel core	1,703	91,256	1,854	303,864
7614909000	Other stranded wire without steel core	214,399	993,759	1,953,134	3,823,134
7615110000	Pot scourers and scouring or polishingpads,/gloves and the like of aluminium	3,554	9,355	24,526	37,662
7615190000	Oth table, kitchen/oth householdarticles & parts thereof of aluminium	345,718	2,639,235	1,282,538	9,193,593
7615201000	Bedpans, urinals (portable type)and chamber	88	102	301	1,864
7615209000	Other sanitary ware and parts thereofof aluminium	9,245	351,975	39,187	902,154
7616101000	Nails of aluminium	3,036	100,320	7,411	293,285
7616102000	Staples and hooks of aluminium	19,675	304,490	170,206	1,957,280
7616109000	Tacks, rivets,cotters,cotter pinsand washers of aluminium	55,157	679,418	962,880	8,427,250
7616910000	Other cloth, grill, nettingand fencing, of aluminium wire	17,544	925,503	17,710	904,718
7616992000	Ferrules for use in the manufactureof pencils	208	226,098	1,038	1,415,900
7616993000	Alum.slugs, round, of such dim. thatthe thick's>one tenth of the diameter	84,849	1,543,443	261,783	4,339,333
7616994000	Bobbins, spools, reels and similarsupports for textile yarn	31,929	341,262	106,234	1,036,034
7616996000	Latex spouts and latex cups	0	91	0	106
7616999010	Venetian blinds	4,442	81,624	58,001	508,153
7616999090	Other articles of aluminium	366,992	3,338,978	2,906,738	28,794,936
7801100000	Refined lead	5,269,286	49,986,693	12,943,401	111,700,432
7801910000	Oth unwrought lead&containing by wgtantimony as the principal oth element	3,969,750	31,332,612	8,840,309	64,524,254
7801991000	Oth unwrought lead&containing by wgtunrefined	656,205	3,912,603	1,483,212	8,138,446
7801999000	Oth unwrought lead&containing by wgt	198,290	4,254,604	562,399	9,039,498
7804110000	Sheets, strip and foilof a thickness < 0,2 mm	0	5,672	0	76,951
7804190010	Lead embossed, cut to shape, perfortd,coated,printed, backed, reinforce mtrial	10,228	90,243	321,159	2,965,524
7804190090	Oth.lead plates, sheets, strip andfoil, lead	8,131	190,897	87,760	2,316,713
7804200000	Powders and flakes	35	98,246	566	40,214
7806002000	Other articles of lead,bars,rods,profiles and wire	2,749	18,460	119,509	738,541
7806003000	Other articles of lead,tubes,pipesand tube or pipe fittings (for	104,664	512,700	170,230	747,463
7806009010	Lead wool,washers,electro-plating anodes	1,381	7,926	6,871	33,849
7806009090	Other articles of lead	2,190	143,862	35,127	775,215
7901110000	Zinc not alloyed containingby weight 99.99% or more of zinc	4,699,675	59,598,517	11,398,086	132,831,152

I.3. IMPOR MENURUT KOMODITI / IMPORT BY HS COMMODITY
 *** DESEMBER / DECEMBER 2010 ***

H S	Uraian Komoditi Commodity Description	Berat Bersih / Net Weight (Kg)		Nilai / Value C.I.F (US\$)	
		Bulan ini Current Month	Kumulatif Cum.Jan. to date	Bulan ini Current Month	Kumulatif Cum.Jan. to date
7901120000	Zinc not alloyed containing by weight < 99.99% of zinc	2,544,419	34,337,949	5,990,116	77,349,835
7901200000	Zinc alloys	1,297,009	17,699,532	3,230,723	40,764,635
7902000000	Zinc waste and scrap.	39,429	39,429	61,584	61,584
7903100000	Zinc dust	138,015	1,989,105	437,687	6,015,635
7903900000	Zinc powders and flakes	63,669	1,674,965	258,297	6,437,998
7904000010	Zinc wire, bars, rods, not surface treated	330	165,358	5,027	837,112
7904000090	Zinc profiles	49,037	146,202	683,178	966,402
7905001010	Zinc plates, sheets, strip not surface treated	283,806	2,262,912	419,075	3,312,798
7905001020	Zinc plates, sheets, strip surface treated	29,820	409,513	7,208	374,976
7905002010	Zinc foil not surface treated	15,200	46,876	20,254	78,070
7905002090	Zinc foil surface treated	7,981	14,668	11,911	25,942
7907003000	Gutters, roof capping, skylight frames & oth fabricated building components	371,052	1,008,538	256,115	1,126,768
7907004000	Zinc tubes, pipes, tube, pipe fittings (couplings, elbows, sleeves)	33,255	210,246	43,629	454,058
7907009010	Electro-plating anodes; stencil plates	242,115	2,799,822	680,793	10,357,823
7907009020	Domestic articles and parts thereof	11,476	87,818	47,301	227,923
7907009090	Oth articles of zinc oth than domestic	152,806	2,621,283	630,943	7,329,682
8001100000	Tin, not alloyed	1,206	126,027	40,028	592,522
8001200000	Tin alloys	22,810	231,844	705,226	6,533,535
8003000000	Tin bars, rods, profiles and wire.	61,438	908,431	1,234,685	14,105,043
8007002000	Other articles of tin, sheets and strip, Plates, thickness > 0,2mm	757,976	1,836,483	1,011,403	5,376,715
8007003000	Tin-foil (whether or not printed or backper), thick < 0,2 mm, powder & flakes	831	2,372	2,716	7,403
8007004000	Tin-Tubbes, pipes and tube or pipe fitti (for example, couplings, elbows, sleeves)	4	7,587	37	47,778
8007009010	article of tin, Collapsible tubes for dentifrices, colours, and the like,	0	6,148	0	135,691
8007009090	Other articles of tin	3,681	154,516	92,786	937,021
8101100000	Tungsten (wolfram) powders	53	19,339	2,491	382,863
8101940000	Unwrought tungsten, including bars and rods obtained simply by sintering	116	1,818	28,115	317,108
8101960000	Tungsten wire	14,407	58,996	503,760	2,441,906
8101990010	Tungsten bar & rods, oth than those obtained by sintering, profiles, sheet, strip	0	38,335	0	2,006,295
8101990090	Other tungsten (wolfram)	264	28,701	25,185	910,011
8102100000	Molybdenum powders	84	109	675	1,093
8102940000	Unwrought molybdenum, including bars and rods obtained simply by sintering	0	37	0	9,891
8102950000	Molybdenum bar & rods, o. than those obt'd simp. by sintering, profiles, strip & foil	8,716	128,451	13,008	902,270
8102960000	Molybdenum wire	3,463	15,534	53,019	952,591
8102990000	Other molybdenum	194	2,317	1,199	39,705
8103200000	Unwrought tantalum, including bars and rods obt'd simp. by sintering; powders	15,044	105,657	2,096,882	17,053,111
8103300000	Tantalum waste and scrap	0	8	0	3,166
8103900000	Other tantalum	22	32	2,772	3,573
8104110000	Unwrought magnesium containing at least 99.8 % by weight of magnesium	81,279	2,520,051	252,871	6,925,631
8104190000	Other unwrought magnesium	150	75,243	910	162,697
8104300000	Magnesium raspings, turnings & granules, graded according to size; powders	342	49,742	9,836	497,980
8104900000	Other magnesium	2,310	70,186	9,425	239,158
8105201000	Unwrought cobalt	12,000	12,100	480,980	488,730
8105209000	Mattes cobalt; cobalt powders	213	7,553	14,462	244,896
8105900000	Other cobalt mattes	278	4,344	15,118	415,195
8106009000	Other bismut	1,026	6,063	27,823	128,607
8107200000	Unwrought cadmium, powders	1	568	260	10,480
8107900000	Other cadmium	84	93	1,446	2,767
8108200000	Unwrought titanium; powders	2,283	3,657	8,330	37,738
8108300000	Titanium waste and scrap	2	2	4	4
8108900000	Other titanium	24,776	412,337	579,544	9,533,559
8109200000	Unwrought zirconium; powders	6,875	16,830	2,386	24,485
8109300000	Zirconium waste and scrap	0	189	0	7,599
8109900000	Other zirconium	8,561	46,853	25,840	155,225
8110100000	Unwrought antimony; powders	15,000	199,885	178,250	1,486,318
8110900000	Other antimony	0	93,343	0	582,669
8111000000	Manganese and articles thereof, including waste and scrap.	0	22,200	0	73,690
8112120000	Unwrought beryllium; powders	0	27	0	18,325
8112190000	Other beryllium	402	5,440	18,102	234,749
8112210000	Unwrought chromium; powders	2,760	29,591	10,070	403,724
8112290000	Other Chromium	356	33,620	14,587	390,388
8112920000	Thallium unwrought; waste and scrap; powders	0	228	0	3,056
8112990000	Other thallium	0	444,123	0	1,949,204
8113000000	Cermets and articles thereof, including waste	0	6	0	6,296
8201100000	Spades and shovels	263	95,952	537	122,533
8201200000	Forks	0	4,408	0	30,479
8201301000	Hoes (mammooties) and rakes	21,375	74,663	3,973	52,357
8201309000	Mattocks and picks	32,918	118,570	21,185	197,440
8201400000	Axes, bill hooks and similar hewing tool	243	15,393	9,729	35,796
8201500000	Secateurs & similar one-handed pruners and shears (including poultry shears)	5,290	91,823	20,862	243,732
8201600000	Hedge shears, two-handed pruning shears and similar two-handed shears	104	530	235	3,191
8201900000	Other hand tools of a kind used in agriculture, horticulture or forestry	2,559	9,695	35,630	58,795
8202100000	Hand saws	203,536	1,584,736	296,498	2,523,827
8202200000	Band saw blades	94,067	1,401,359	579,072	6,050,250
8202310000	Circular saw blades with working part of steel	13,375	153,460	207,176	859,962
8202390000	Other circular saw blades, including parts	91,494	674,075	261,283	1,886,623
8202400000	Chain saw blades	13,426	346,390	21,502	1,035,473
8202910000	Straight saw blades for working metal	7,119	72,087	9,431	173,105
8202991000	Straight saw blades	621	12,944	25,216	244,009
8202999000	Other saw blades	66,847	855,445	357,692	4,510,032
8203100000	Files, rasps and similar tools	47,331	777,884	88,063	1,497,715
8203200000	Pliers (including cutting pliers), pincers, tweezers and similar tools	325,768	3,052,052	707,849	6,693,846
8203300000	Metal cutting shears and similar tools	41,901	717,987	305,638	2,862,498
8203400000	Pipe-cutters, bolt croppers, perforating punches, and similar tools	18,952	499,751	97,666	2,041,523

I.3. IMPOR MENURUT KOMODITI / IMPORT BY HS COMMODITY
 *** DESEMBER / DECEMBER 2010 ***

H S	Uraian Komoditi Commodity Description	Berat Bersih / Net Weight (Kg)		Nilai / Value C.I.F (US\$)	
		Bulan ini Current Month	Kumulatif Cum.Jan. to date	Bulan ini Current Month	Kumulatif Cum.Jan. to date
8204110000	Hand operated spanners and wrencheson - adjustable	402,961	3,517,495	711,425	9,821,891
8204120000	Hand operated spanners and wrenchesadjustable	273,715	2,665,567	845,524	7,427,675
8204200000	Interchangeable spanner sockets,with or without handles	61,591	1,282,267	238,658	4,975,683
8205100000	Drilling, threading or tapping tools	61,321	692,392	435,998	4,336,170
8205200000	Hammers and sledge hammers	469,873	4,769,888	543,495	6,174,563
8205300000	Planes, chisels, gouges andsimilar cutting	59,350	982,152	97,857	1,644,889
8205400000	Screwdrivers	262,021	2,094,413	576,927	4,569,693
8205511000	Flat irons	5	4,486	97	20,287
8205519000	Other household tools	10,409	114,270	31,567	680,459
8205590000	Other hand tools , oth than householdtools	310,167	3,242,364	1,100,710	11,385,572
8205600000	Blow lamps	862	12,138	4,973	40,382
8205700000	Vices, clamps and the like	174,078	1,617,995	594,723	6,054,502
8205800000	Anvils; portable forges; hand-/pedal-op'ted grinding wheels with frameworks	3,092	272,470	68,165	1,078,846
8205900000	Sets of articles of two or moreof the foregoing subheadings	45,951	733,895	266,573	3,461,991
8206000000	Tools of two/more of the headings82.02to82.05 put up in sets for retail sale	317,585	2,266,489	1,491,851	11,431,864
8207130000	Rock drilling or earth boring toolswith working part of cermet	3,087	75,170	77,714	2,152,446
8207190000	Other rock drilling or earth boringtools, including parts	63,164	1,097,353	2,372,475	45,102,468
8207200000	Dies for drawing or extruding metal	14,485	407,488	3,553,963	27,662,330
8207300000	Tools for pressing, stampingor punching	129,064	1,421,640	3,635,842	30,834,687
8207400000	Tools for tapping or threading	30,581	224,331	1,040,549	8,458,086
8207500000	Tools for drilling,other than for rock drilling	98,743	1,003,769	1,193,188	11,767,170
8207600000	Tools for boring or broaching	16,870	125,179	415,672	4,615,217
8207700000	Tools for milling	10,515	121,681	468,593	4,990,872
8207800000	Tools for turning	32,660	368,688	581,586	5,660,058
8207900000	Other interchangeable tools	156,279	1,033,275	4,667,206	27,624,092
8208100000	Knives and cutting bladesfor metal working	21,708	231,655	624,957	5,628,975
8208200000	Knives and cutting bladesfor wood working	71,263	884,861	520,368	6,984,031
8208300000	Knives&cutting blades f kitchen app'es/for mach. used by the food industry	2,974	31,078	59,144	404,304
8208400000	Knives&cutting blades for agricultural, horticultural or forestry machines	6,793	56,625	31,844	408,870
8208900000	Other knives and cutting blades	732,594	3,164,218	2,031,240	21,765,165
8209000000	Plates, sticks, tipsand the like for tools,	29,483	447,861	1,295,499	10,225,148
8210000000	Hand-operated mechanicalappliances, weighing	149,025	1,101,301	157,295	1,286,603
8211100000	Knives with cutting blades,serratedor not and sets of assorted articles	90,776	166,688	194,018	511,424
8211910000	Table knives having fixed blades	22,095	182,200	111,503	804,318
8211925010	knives ,fix blades, handle of base metalfor agricultural, horticultural/forestry	159	10,425	122,491	146,730
8211925090	knives ,fix blades,handle oth than metalfor agricultural, horticultural/forestry	1,386	45,651	1,766	75,674
8211929010	Flick or spring knives; hunting,divingand scouts knives,penknives;blades>15 cm	545	45,501	2,164	108,866
8211929020	Other knives having fixed bladeswith handle of base metal	551	18,076	4,638	90,905
8211929090	Other knives having fixed bladeswith handle oth than base metal	5,743	78,732	25,194	423,455
8211932010	Knives,oth than fixed blades,with handlebase metal, for agricultural, forestry	82	8,416	1,129	28,750
8211932090	Knives,oth than fixed blades,handle oththan metal, for agricultural, forestry	0	285	0	11,439
8211939010	Knives having other than fixed bladeswith handle of base metal	0	18,198	0	13,138
8211939090	Knives having other than fixed blades,with handle oth than base metal	5,425	78,738	30,814	341,166
8211940000	Blades with handle of base metal	12,607	298,708	124,282	4,757,826
8211950000	Knives with handles of base metal	12,515	117,948	69,261	433,509
8212100000	Razors	23,765	314,826	235,187	1,869,539
8212201000	Safety razor bladeswith double-edged razor blades	154,355	1,006,468	2,873,170	19,905,226
8212209000	Other razors and razor blades	11,760	301,406	52,109	959,078
8212900000	Other parts of razors and razor blade	16,537	68,872	138,422	485,602
8213000000	Scissors, tailors' shearsand similar shears,	172,660	1,267,945	293,671	2,481,007
8214100000	Ppr knives,ltr openers,erasing knives,pencil sharpeners and blades therefor	80,322	920,746	224,288	1,887,608
8214200000	Manicure or pedicure setsand instruments	54,936	517,392	123,857	1,055,122
8214900000	Other articles of cutlery	45,161	515,055	82,895	806,098
8215100000	Spoons,forks,ladles,skimmer,cake serv.&fish knives sets of assorted articles	4,560	103,098	7,197	272,548
8215200000	Similar kitchen and tableware,other sets of assorted articles	134,062	1,204,172	248,809	1,847,688
8215910000	Similar kitchen and tablewareplated with precious metal	1,695	3,106	18,543	21,850
8215990000	Other similar kitchen and tableware	537,036	4,765,980	1,007,728	8,693,989
8301100000	Padlocks	481,697	4,531,813	798,665	8,036,417
8301200000	Locks of a kind used f motor vehicles	236,538	1,908,004	1,873,050	19,559,043
8301300000	Locks of a kind used for furniture	355,318	4,495,813	432,537	5,905,666
8301400000	Other locks	1,101,936	8,589,967	2,325,586	18,038,472
8301500000	Clasps and frames with clasps,incorporating locks	13,601	168,023	154,405	1,887,608
8301600000	Parts of padlocks and lock	431,473	4,904,045	2,899,828	26,974,897
8301700000	Keys presented separately	4,068	118,125	25,621	457,342
8302100000	Hinges	1,544,906	13,676,147	2,212,288	20,026,918
8302200000	Castors	543,126	4,714,892	755,094	7,835,211
8302300000	Oth mountings, fittings and similararticles suitable for motor vehicles	464,906	4,131,088	3,042,762	27,678,123
8302413010	Hasps ; suitable for buildingsuitable for building	180,094	1,514,616	162,721	1,346,739
8302413090	Bolts, hooks, eyes and staplesuitable for building	87,788	746,604	168,371	1,001,963
8302419000	Other mountingsuitable for building	801,346	8,317,032	1,305,852	15,723,903
8302421000	Bolts and haspsuitable for furniture	37,014	500,952	50,577	825,603
8302429000	Other Mounting ; suitable for furniture	1,342,556	13,841,706	2,750,696	30,535,687
8302491000	Mounting of a kind suitable for saddlery	3,929	87,888	28,231	477,667
8302499000	Other mounting ; oth than of a kindsuitable for saddlery	410,113	4,004,785	757,063	7,228,473
8302500000	Hat-racks,hat-pegs, bracketsand similar fixtures	132,456	1,642,450	334,953	3,714,177
8302600000	Automatic door closers	109,170	952,795	460,538	3,841,072
8303000000	Armoured/reinforced safes,strong-boxesand doors and safe deposit lockers	243,660	3,681,403	489,381	6,613,278
8304001000	Filing cabinets or card-index cabinets	34,853	418,263	82,040	1,116,894
8304002000	Office or desk equipment of copper orof lead	303	78,166	524	340,991
8304009000	Other similar office or desk equipment	176,592	1,826,836	614,094	6,276,656
8305101000	Fittings for double loop wire bindersdouble loop wire binders	81,557	979,811	163,544	2,030,565
8305109000	Fittings for loose-leaf binders or filesoth than double loop wire binders	82,728	980,821	331,642	2,091,367
8305200000	Staples in strips	210,898	2,413,479	298,340	3,200,880

I.3. IMPOR MENURUT KOMODITI / IMPORT BY HS COMMODITY
 *** DESEMBER / DECEMBER 2010 ***

H S	Uraian Komoditi Commodity Description	Berat Bersih / Net Weight (Kg)		Nilai / Value C.I.F (US\$)	
		Bulan ini Current Month	Kumulatif Cum.Jan. to date	Bulan ini Current Month	Kumulatif Cum.Jan. to date
8305900000	Letter coners, paper clips, indexingtagsoffice articles	282,809	2,429,535	699,831	7,370,897
8306101000	Bells for cycles	14,085	78,020	34,042	155,681
8306102000	Bells, gongs and the like, of copper	0	1,716	0	9,873
8306109000	Bells, gongs and the like,oth than of copper	14,003	72,709	84,815	245,759
8306210000	Statuetes and other ornamenplated with precious metal	0	2,925	0	36,778
8306291000	Statuetes and other ornamen, of copperor lead	0	12,342	0	33,004
8306299000	Statuetes and other ornamen, of oth thancopper or lead	3,410	50,280	10,501	214,227
8306301000	Photograph, picture or similar frames;mirrors : of copper	0	324	0	7,669
8306309000	Photograph, picture or similar frames;mirrors : of oth than copper	38,409	335,534	175,484	1,138,085
8307100000	Flexible tubing of base metal, withor without fitting of iron or steel	79,259	1,310,058	769,654	9,298,606
8307900000	Flexible tubing of base metal, with orwithout fitting of other base metal	19,791	321,389	139,073	7,397,929
8308100000	Hooks,eyes&eyelet o base metal of a k.used f cloth,footwear,awnings&handbags	343,264	2,765,447	3,372,781	29,001,417
8308200000	Tubular/bifurcated rivets of bs metalof a kind used for clothing,footwear	25,854	350,321	417,946	3,988,737
8308901000	Beads of base metal	36,200	477,858	298,164	3,267,035
8308902000	Spangles of base metal	30,955	61,518	85,194	666,542
8308909000	Other clups and parts	477,252	5,981,232	2,679,529	32,377,528
8309100000	Crown corks of packing accessoriesof base metal	815	31,568	810	104,679
8309901000	Capsules for bottles of base metal	7,176	60,517	45,172	522,339
8309902000	Top ends of alum. cans of base metal	274,305	2,776,613	1,554,848	14,589,393
8309903000	Other caps for cans of base metal	196,937	2,147,866	614,814	6,618,009
8309904000	Bungs for metal drums; bung covers;seals;case corner protectors	26,128	328,792	233,693	2,918,838
8309905000	Oth packing accessories, of aluminium	46,943	575,189	386,468	4,929,439
8309909000	Oth packing accessories, of base metal	94,315	4,125,275	935,031	16,490,478
8310000000	Sign , name, address and similar plates,numbers, and oth symbols, of base metal	24,825	341,886	243,210	3,256,512
8311010000	Coated electrodes of base metal,for electric arc-welding : In rolls	400,100	7,040,189	951,020	12,582,853
8311109000	Coated electrodes of base metal,for electric arc-welding, In oth than rolls	2,138,852	27,873,983	3,789,290	49,736,306
8311201000	Cored wire of base metal, for electric arc-welding : In rolls	303,157	3,936,910	832,682	8,762,616
8311209000	Cored wire of base metal, for electric arc-welding : In oth than rolls	67,300	1,273,221	337,328	4,282,978
8311301000	Coated rods & core wire of base metalfor sold,braz/welding by flame in roll	620,160	6,216,236	2,428,289	15,813,666
8311309000	Coated rods & core wire, base metal,for sold,braz/weld by flame in oth than roll	442,365	5,395,824	1,509,027	18,908,677
8311900000	wire and rods, of agglomerated basemetal powder, used for metal spraying.	198,977	3,127,126	955,384	11,877,407
8401100000	Nuclear reactors	1,200	1,457	37,800	47,122
8401200000	Machin and app for isotopic separation,and parts thereof non-irradiated	0	21,661	0	180,630
8401300000	Fuel elements (cartridges),	465	26,082	3,810	60,064
8401400000	Parts of nuclear reactors	0	485	0	23,727
8402111000	Watertube boiler electric with a steamproduction exceeding 45 tons per hour	29,264	4,987,534	123,826	34,217,545
8402112000	Watertube boiler not electric with asteam production exceeding 45 tons/ hour	13,098	3,764,692	81,823	14,213,160
8402121100	Watertube boilers elect. with a steam15 tons <= steam prod.< 45tons/hours	845,523	7,235,557	2,522,366	20,393,989
8402121900	Watertube boilers electric with asteam prod < 15 tons /hours	249,893	3,816,784	659,417	11,973,397
8402122100	Watertube boilers not elect. with steam15 tons <= steam prod.< 45tons/hours	0	21,448	0	197,417
8402122900	Watertube boilers not electric with a15 tons <= steam prod.< 45tons/hours	289,482	2,684,241	901,712	5,806,433
8402191100	Electric boilers with a steamprod.< 15 tons/hours	71,821	1,557,129	618,840	4,573,369
8402191900	Oth vapour elect generating boilers,inclhybrid boilers, steam prod<=15 ton/hour	313,015	816,207	295,685	2,048,557
8402192100	Oth not-elect generating boilers,inclhybrid boilers, steam prod >15 ton/hours	0	191,040	0	1,335,298
8402192900	Oth not-elect generating boilers,inclhybrid boilers, steam prod<=15 ton/hours	140,663	2,374,670	279,150	14,320,345
8402201000	Electric super heated water boilerselectrically operated	303,334	336,467	981,383	1,345,410
8402202000	Electric super heated water boilers not electrically operated	419	242,450	2,603	514,667
8402901000	Boiler bodies or shellsgenerating boilers	1,544,533	10,730,319	1,166,876	44,197,047
8402909000	Other parts of steam or other vapourgenerating boilers	809,117	18,347,696	2,247,761	94,655,073
8403100000	Boilers of central heating boilers otherthan those of heading 84.02.	717,523	3,485,190	2,960,308	12,601,777
8403901000	Boiler bodies or shells central heatingboilers oth than those of heading 84.02.	1,421	22,229	25,713	185,516
8403909000	Other part of central heating boilersoth than those of heading 84.02.	210,515	5,842,829	424,026	16,992,207
8404101010	Soot remover for use with boilers ofheading 84.02	0	774,740	0	2,603,083
8404101090	Oth auxiliary plant for use with boilerstof heading 84.02	60,746	15,804,842	291,095	84,032,846
8404102000	Oth auxiliary plant for use with boilerstof heading 84.03	5,114	2,710,706	17,338	8,433,615
8404200000	Condensers for steam orother vapour power units	45,956	8,060,425	1,441,440	47,151,796
8404901100	Boiler bodies or shellsof goods of subheading 8404.10.10 :	0	2,064	0	20,208
8404901900	Part oth than boiler bodies or shellsof goods of subheading 8404.10.10 :	9,648	2,056,891	31,233	10,274,107
8404902100	Boiler bodies or shellsof goods of subheading 8404.10.20 :	0	2	0	90
8404902900	Part oth than boiler bodies or shellsof goods of subheading 8404.10.20 :	41,479	133,555	99,600	1,863,161
8404909000	Other parts of auxiliary machineryfor use with boilers	20,915	22,311,838	472,343	233,660,230
8405100000	Producer gas/water gas generators,withor without purifiers; acetylene gas	1,607,691	3,250,871	10,093,321	36,893,206
8405900000	Parts of producer gasor water generators	1,987	806,972	46,259	9,686,774
8406100000	Turbines for marine propulsion	0	332,216	0	3,749,197
8406810000	Turbines oth than marine propulsionof an output exceeding 40 MW	2,722,994	11,347,012	9,208,750	101,791,247
8406820000	Turbines oth than marine propulsionOf an output not exceeding 40 MW	810,993	12,271,547	2,399,539	70,787,787
8406900000	Parts of steam turbines and parts	123,985	15,917,846	5,090,129	328,825,189
8407100000	Spark-ignition rcprctg piston enginesfor aircraft	17,714	112,621	4,468,212	48,243,747
8407210000	Outboard motors, marine propulsion engines	121,760	959,417	3,923,371	29,726,510
8407291000	Spark-ignition rcprctg piston engn foroth marine prop egn, output <= 22.38kw	245,497	1,990,968	884,299	7,391,603
8407299000	Spark-ignition rcprctg piston engn foroth marine prop egn, output >750kw	56	247,221	3,384	3,731,777
8407310000	Reciprocating piston engine of vichileof chapter 87 ,capacity <=50 cc	177	48,118	6,321	108,397
8407320000	Reciprocating piston engine of vichileof chapter 87 ,50cc< capacity <=250 cc	303,224	3,117,596	2,765,870	20,654,983
8407330000	Reciprocating piston engine of vichileof chapter 87 ,250cc< capacity <=1000 cc	60	2,381	9,536	84,778
8407341000	Piston eqine for pedestrian controlledtractors, cylinder capacity <= 1,100 cc	5,459	44,020	126,578	972,551
8407342000	Reciprocating piston engine of vichileof heading 87.01	26	451	504	4,424
8407343000	Spark ignition rcprctg piston engn of acyl.capa exc.1000 cc for vhc.of hd 87.11	4,994	36,242	107,046	879,843
8407349000	Piston engn of a capacity exc. 1000 ccoth.for tractors,vhc.of hd 87.11, 87.01	1,502,935	10,505,698	9,733,770	68,636,761
8407901000	Oth spark-ignition recipo pist engineof a power not exeeding 18.65 kw	558,775	5,542,158	1,572,408	19,105,595
8407902000	Oth spark-ignition recipo pist enginepower > 18.65 kw and <= 22.38	71,569	205,041	386,653	1,071,929
8407909000	Oth spark-ignition recipo pist engineof a power > 22.38kw (30hp)	113,387	1,301,860	663,117	4,140,946
8408104000	Comprss-igntn piston eng.for marinepropulsion of a power not exceed 750 kw	547,536	5,762,395	4,140,829	29,727,332
8408109000	Comprss-igntn piston eng.for marinepropulsion of a power exceeding 750 kw	387,242	3,429,954	8,032,830	86,309,471

I.3. IMPOR MENURUT KOMODITI / IMPORT BY HS COMMODITY
 *** DESEMBER / DECEMBER 2010 ***

HS	Uraian Komoditi Commodity Description	Berat Bersih / Net Weight (Kg)		Nilai / Value C.I.F (US\$)	
		Bulan ini Current Month	Kumulatif Cum.Jan. to date	Bulan ini Current Month	Kumulatif Cum.Jan. to date
8408201100	Comprss-igntn piston engines for vhcls8701.10, output <= 60 kw	1,414	24,980	1,614	221,182
8408201200	Comprss-igntn piston eng oth for vhcls8701.10, output <= 60kw,fully ass	488,475	5,359,735	567,431	9,959,432
8408201900	Comprss-igntn piston engines for vhclsoth 87,not fully assemble,output < 60kw	2,889	91,493	6,179	3,002,629
8408209100	Comprss-igntn piston engines for vhcls8701.10, oth output not exceed 60 kw	500	24,496	10,716	966,254
8408209200	Comprss-igntn piston eng oth for vhcls8701.10,oth.output <= 60kw,full ass	701,191	7,589,970	11,436,170	109,928,609
8408209900	Comprss-igntn pist engines oth for vhcl8701.10,oth.output <= 60kw,not fully ass	114,626	1,135,724	954,066	9,721,799
8408901010	Comprss-igntn piston engn for earth movemach. of an output not exc. 18,65 kw	0	5,482	0	12,080
8408901020	Comprss-igntn piston engn,railway loc/tramway vhc.of output not exc.18,65 kw	0	742	0	6,683
8408901090	Compr-ign piston engn oth for earth movemach,railway loc.output not exc.18,65	1,442,926	12,013,191	1,853,923	16,919,409
8408905010	Comprss-igntn piston engn for earth movemach. of an output exc. 100 kw	203,212	3,353,000	3,166,957	52,279,113
8408905020	Comprss-ign piston engn for railway loc/tramway vhc.of an output exc. 100 kw	2,060	20,181	71,324	728,457
8408905090	Compr-ign piston engn oth.for earth movemach,railway loc. an output exc. 100 k	160,077	1,986,683	1,850,296	22,843,973
8408909100	Compr-ign piston eng for earth move machoth.an output>100kw, and <=18,65 kw	69,174	804,757	1,061,714	10,541,693
8408909900	Comp.ign.piston eng.oth,earth move machrail loc. oth output exc.100kw,not18,6	1,962,451	18,807,489	2,201,622	28,843,239
8409100000	Parts suitable for aircraft engines	387	14,352	5,966	695,376
8409911100	Carburettors & parts thereof for earthmoving machinery, spark-ignition	11,269	133,827	237,409	2,515,720
8409911200	Cylinder blocksfor earth mov machinery,spark-ignition	896	21,019	27,392	314,999
8409911300	Cylinder linersfor earth mov machinery,spark-ignition	2,229	73,309	71,209	447,062
8409911400	Heads and head coverfor earth machinery,spark-ignition	1,482	117,286	53,476	935,711
8409911500	Pistons for earth mov machinery,spark-ignition	27,272	250,234	567,219	4,636,117
8409911600	Piston rings,gudgeon pinsfor earth movemachinery, spark-ignition	3,487	80,336	171,167	2,067,239
8409911900	Oth parts suitable for earthmoving machinery, spark-ignition	12,659	352,044	224,867	7,532,847
8409912100	Carburettors&part thereof for vhcles of87.01, power <= 22.38 kw, spark-ignition	944	45,467	32,032	606,535
8409912200	Cylinder blocks for vehicle of head 87.01power <= 22.38 kw, spark-ign	3,852	51,087	72,520	809,981
8409912300	Cylinder liners for vehicle of head 87.01power <= 22.38 kw, spark-ign	2,387	13,310	9,704	67,212
8409912400	Heads and head cover for vhcls of 87.01power <= 22.38 kw, spark-ign	4,266	17,415	13,973	95,889
8409912500	Pistons for vehicles of 87.01, power <= 22.38 kw, spark-ign	1,960	61,732	52,331	722,471
8409912600	Piston rings & gudgeon pins for vhcls of87.01, power <= 22.38 kw, spark-ign	412	1,036	931	12,530
8409912900	Oths parts suitable for vehicles 8701, power <= 22.38 kw, spark-ignition	3,899	87,956	78,876	916,009
8409914100	Carburettors and parts thereof for vehicles 87.11, spark-ignition	197,524	3,311,401	7,906,413	111,540,209
8409914200	Cylinder blocks, crank casesfor vhcls 87.11,spark-ignitio	170,716	2,507,042	1,861,874	21,250,747
8409914300	Cylinder linersfor vehicles 87.11,spark-ignition	4,166	28,071	19,299	168,994
8409914400	Heads and head coverfor vehicles 87.11,spark-ignition	71,360	1,778,032	2,460,117	60,985,113
8409914500	Pistons for vehicles 87.11,spark-ignitio	72,171	997,330	798,918	5,923,245
8409914600	Piston rings and gudgeon pins for vehicles 87.11,spark-ignition	16,039	229,905	688,517	7,284,083
8409914900	Oth parts suitable for vehiclesheading 87.11, spark-ignition	374,496	4,017,727	9,681,207	97,086,290
8409915100	Caburettors and parts thereof for othvehicles of chapter 87, spark-ignition	57,954	849,993	1,027,714	15,927,000
8409915200	Cylinder blocks, crank cases for othvehicles of chapter 87, spark-ignition	971,886	9,845,242	9,886,193	100,357,108
8409915300	Cylinder liners for othvehicles of chapter 87, spark-ignition	26,247	288,165	40,404	1,232,370
8409915400	Heads and head cover for othvehicles of chapter 87, spark-ignition	101,401	815,737	1,307,474	9,996,539
8409915500	Pistons for oth vehicles of chapter 87,spark-ignition	84,039	995,077	1,321,652	14,672,304
8409915600	Piston rings and gudgeon pins for othvehicles of chapter 87, spark-ignition	41,340	427,003	1,245,618	9,807,410
8409915900	Oth parts suitable for vehicles foroth vehicles 87, spark-ignition	626,144	7,075,294	10,057,834	108,323,556
8409916100	Cyl.block,crank case,marine propul eng,power<= 22.38kw for vssl of 89 spark-ign	322	3,004	1,889	5,252
8409916200	Piston for marine propuls eng, power<=22.38 kw for vssls of 89, spark-ign	7,924	10,529	16,570	25,793
8409916300	Oth. for vssls chapt.89,marine propul engof a power <= 22.38 kw, spark-ignition	13,567	145,865	113,969	814,641
8409916400	Cyl.block,crank cases,marine propls engpower>22.38kw for chapter 89,spark-ign	248	5,916	3,478	121,231
8409916500	Pistons for marine propuls eng.of power>22.38 kw for vssls of 89,spark-ign	2,311	24,916	43,890	508,899
8409916600	Oth.for chapt.89 for marine propuls eng.of a power>22.38 kw, spark-ignition	23,987	321,467	95,442	2,923,718
8409917100	Carburettors & parts thereof for othengines, spark-ignition	6,034	28,881	5,336	87,883
8409917200	Cylinder block for oth eng,spark-ign	45,891	764,739	224,087	1,526,958
8409917300	Cylinder liner for oth eng,spark-ign	30,573	406,167	184,193	2,000,136
8409917400	Heads and head cover for oth engines,spark-ignition	25,471	199,837	172,099	1,859,164
8409917500	Pistons for oth engines,spark-ignition	57,609	586,090	511,023	6,823,738
8409917600	Piston rings and gudgeon pins for othengines, spark-ignition	4,820	39,680	120,997	1,332,987
8409917900	Oth parts for oth engines,spark-ignition	329,265	2,981,089	3,196,061	29,366,072
8409991100	Carburettors & parts thereof for earthmoving machinery, comp-ignition	818	35,209	9,240	688,905
8409991200	Cylinder blocks for earth moving mach,comp-ignition	8,096	99,184	167,956	1,754,323
8409991300	Cylinder liners for earth moving mach,comp-ignition	3,406	82,759	22,139	353,356
8409991400	Heads and head cover for earth movingmachinery, comp-ignition	60,705	600,434	1,596,607	11,531,317
8409991500	Pistons for earth moving machinery,comp-ignition	6,480	215,872	124,869	2,267,240
8409991600	Piston ring & gudgeon pin for earth movemachinery, comp-ignition	12,612	162,294	88,041	1,477,710
8409991900	Oth parts suitable for earthmoving machinery, comp-ignition	223,555	1,278,842	1,840,527	9,143,145
8409992100	Carburettors&part thereof for vehiclesof 87.01 comp-ignition	17,947	88,810	14,680	96,945
8409992200	Cylndr blocks for vehicles of 87.01comp-ignition	80,585	394,496	69,894	368,520
8409992300	Cylndr liners for vehicles of 87.01comp-ignition	4,622	62,455	9,223	166,491
8409992400	Heads and head cover for vhcls of 87.01comp-ignition	7,035	48,521	28,829	337,346
8409992500	Pistons for vehicles of 87.01,comp-ignition	5,023	62,006	13,241	175,724
8409992600	Piston ring&gudgeon pin for vhcls of87.01 comp-ignition	1	132,400	361	106,781
8409992900	Oths parts suitable for vhcls 87.01,comp-ignition	79,794	397,892	104,351	549,111
8409994100	Caburettors and parts thereof for othvehicles of chapter 87, comp-ignition	155,335	1,908,116	2,019,697	23,792,739
8409994200	Cylinder blocks for oth vhcls of chapt87, comp-ignition	229,789	2,959,293	3,149,080	37,843,774
8409994300	Cylinder liners for oth vehicles ofchapter 87,comp-ignition	8,970	379,860	72,507	1,781,261
8409994400	Heads and head cover for vehicles ofchapter 87,comp-ignition	157,785	2,098,922	2,227,109	26,588,720
8409994500	Pistons for oth vehicles ofchapter 87,comp-ignition	47,504	917,389	829,406	9,328,028
8409994600	Pistons ring & gudgeon pins for vhcls ofchapter 87, comp-ignition	54,581	712,389	1,042,389	14,236,794
8409994900	Oth parts suitable for vehicles foroth vehicles 87, comp-ignition	655,350	8,303,013	9,680,540	113,188,808
8409995100	Cyl.block,crank case,marine propuls.eng,power<= 22.38kw for vssl of 89,comp-ig	0	3,739	0	62,724
8409995200	Piston for marine propul eng of power<=22.38 kw for vssls of 89,comp-ignition	0	1,979	0	5,161
8409995300	Oth. for vssls chapt.89,marine propul engof a power<= 22.38 kw, comp-ignition	2,263	56,342	8,990	202,345
8409995400	Cyl.block,crank cases,marine propuls engof power>22.38kw for vssl 89, comp-ign	1,878	10,525	2,260	107,563
8409995500	Pistons for marine propuls eng.of power> 22.38 kw for vssls of 89,comp-ign	1,781	11,959	2,561	56,185
8409995600	Oth.for vssls,chap89,marine propuls engof a power>22.38 kw, comp-ignition	31,700	139,962	153,795	1,564,382

I.3. IMPOR MENURUT KOMODITI / IMPORT BY HS COMMODITY
 *** DESEMBER / DECEMBER 2010 ***

HS	Uraian Komoditi Commodity Description	Berat Bersih / Net Weight (Kg)		Nilai / Value C.I.F (US\$)	
		Bulan ini Current Month	Kumulatif Cum.Jan. to date	Bulan ini Current Month	Kumulatif Cum.Jan. to date
8409996100	Carburettors & parts thereof for othenines, comp-ignition	5,387	67,154	46,206	774,848
8409996200	Cylinder blocks for oth engines,comp-ignition	9,998	194,083	156,986	1,877,976
8409996300	Cylinder liners for oth engines,comp-ignition	26,296	759,251	284,285	3,139,081
8409996400	Heads and head cover for oth engines,comp-ignition	544,588	2,542,705	866,492	7,924,288
8409996500	Pistons for oth engines, comp-ignition	50,713	449,690	442,221	4,437,797
8409996600	Piston rings and gudgeon pins for othenines, comp-ignition	15,880	128,681	132,498	1,760,326
8409996900	Oth parts for oth engines,comp-ignition	899,952	12,652,354	11,532,617	120,459,499
8410110000	Hydraulic turbine&water wheels of power<= 1,000 kw	5,465	551,103	25,443	3,831,278
8410120000	Hydraulic turbines and water wheels of apower>1,000 kw but not exceed 10,000	0	173,140	0	1,462,982
8410130000	Hydraulic turbines and water wheels ofa power exceeding 10,000 kw	0	21,909	0	4,069,859
8410900000	Parts hydraulic turbines, water wheels,including regulators	28,131	778,421	156,961	9,059,485
8411110000	Turbo-jets of a thrust not exceed 25 kn	2,203	84,481	10,472	5,842,801
8411120000	Turbo-jets of a thrust exceeding 25 kn	15,610	86,030	12,568,276	35,454,182
8411210000	Turbo-propellers of a power not exceed1,100 kw	34,584	101,273	277,873	1,456,022
8411220000	Turbo-propellers of a power exceeding1,100 kw	243	254,298	1,929	12,987,101
8411810000	Oth gas turbines of a power not exceed5,000 kw	18,167	122,039	1,317,429	10,612,130
8411820000	Oth gas turbines of a power exceeding5,000 kw	1,161,647	1,897,302	53,825,677	111,974,522
8411910000	Parts of turbo-jets/turbo-propellers	3,243	67,062	3,661,425	14,923,925
8411990000	Oth parts of gas turbines	113,444	1,900,529	30,299,869	221,151,194
8412100000	Reaction engines oth than turbo-jets	6,012	71,973	46,655	568,645
8412210000	Hydraulic power engines and motorswith linear acting (cylinders)	92,068	1,642,445	1,125,953	19,096,442
8412290000	Oth hydraulic powerengines and motors	227,355	2,659,755	1,928,916	26,487,722
8412310000	Linear act (cylinders), for pneumaticpower engines and motors	14,908	108,846	426,907	3,582,646
8412390000	Oth linear acting (cylinders) forpneumatic power engines and motors	82,705	764,843	912,757	9,230,261
8412800000	Oth engines and motors	23,587	533,692	571,227	11,069,480
8412901000	Parts of reaction engines of subhead8412.10.00	0	18,998	0	272,390
8412909000	Oth parts of power engines & motors	161,644	2,350,109	2,958,267	61,050,279
8413110000	Pump fitted/design to a measu device fordispnsng fuel/lubric,used in fill stat	24,964	770,255	415,354	10,008,060
8413191000	Pumps fitted/ designed to a measuringdevice electrically operated	201,981	2,100,549	2,864,803	34,085,481
8413192000	Pumps fitted/ designed to a measuringdevice and not electrically operated	11,776	373,439	194,705	9,648,776
8413201000	Water pump for hand pump,oth than thoseof subheading 8413.11or 8413.19	73,204	284,326	332,419	1,181,937
8413209000	Oth hand pumps, oth than thoseof subheading 8413.11or 8413.19	36,171	834,663	150,429	5,136,728
8413301100	Fuel,lubric.,cool medium pump,earth movemach/motor vhcle, reciproc/rotary ty	280,329	3,066,422	11,129,409	116,423,725
8413301900	Fuel,lubric.,cool medium pump,earth movemach/motor vhcl,not reciproc/rotary t	692,218	9,322,045	10,717,923	139,575,878
8413309100	Oth fuel,lubric,cool medium pumps,intercombus piston eng recip/rotary type	173,155	1,631,902	2,923,067	25,763,438
8413309900	Oth fuel,lubric,cool medium pumps,intercombus piston eng oth recip/rotary ty	310,634	2,472,969	5,622,001	42,806,704
8413401000	Concrete pumps, electrically operated	6,293	147,964	58,557	2,203,999
8413402000	Concrete pumps, not electric operated	12,142	60,610	93,108	246,850
8413501000	Oth reciprocating positivedisplacement pumps, electric operated	108,373	1,227,593	2,551,236	28,113,616
8413502000	Oth reciprocating positivedisplacement pumps,not electric operated	16,017	492,879	157,284	12,456,110
8413601000	Oth rotary positive displacement pumps, electrically operated	35,736	1,005,401	249,557	6,210,187
8413602000	Oth rotary positive displacement pumps, not electrically operated	50,676	379,531	313,966	3,145,410
8413701000	Single stage,water pump for belt driveror direct coupling	179,333	3,456,372	1,063,720	10,804,071
8413702200	Impulse-turbo water pumps of < 100 w&electrically operated for household use	13,565	167,385	61,743	1,091,538
8413702900	Impulse-turbo water pumps of a capacity>100w electric operated for household	1,359,860	9,878,222	27,767,118	121,123,619
8413703000	Oth centrifugal pumps not electricallyoperated	97,599	1,629,029	653,746	7,956,824
8413811000	Oth pumps, electrically operated	636,793	9,036,925	4,177,572	83,600,688
8413812000	Oth pumps, not electrically operated	668,622	5,644,707	3,570,482	38,027,570
8413821000	Liquid elevators, electrically operated	216,425	2,311,842	806,574	13,718,682
8413822000	Liquid elevators,not electric operated	94,677	1,007,028	806,523	6,518,091
8413911000	Parts of pumps of subheading 8413.20.10	8,357	598,162	203,730	2,940,827
8413912000	Parts of pumps of subheading 8413.20.90	50,776	195,555	73,300	929,250
8413913000	Parts of pumps of subheading 8413.70.10	16,715	330,523	248,428	2,860,388
8413914000	Parts of pumps of oth centrifugal pumps	87,759	1,219,734	1,231,556	16,644,925
8413915000	Parts of oth pumps,electric operated	1,049,990	11,129,759	5,928,230	56,399,754
8413919000	Parts of oth pumps,not electric operated	140,865	2,077,697	1,906,319	28,365,525
8413921000	Part of liquid elevator,electric operate	338,403	4,424,112	1,065,361	8,555,133
8413922000	Part of liquid elevators, noneelectrically operated	774	40,897	58,155	309,710
8414101000	Electrically operated, vacuum pumps	75,419	1,569,230	1,039,977	16,570,858
8414102000	Not electrically operated, vacuum pumps	23,135	164,294	439,044	2,514,427
8414201000	Bicycle pump,hand/foot operated air pump	64,209	813,614	94,947	945,126
8414209000	Oth than bicycle pump,hand/foot operatedair pumps	35,564	560,969	91,829	2,514,881
8414301000	Compressor, capacity>21kw/hourhaving displace/revolution >220cc	550,120	6,547,029	2,152,806	34,483,885
8414309000	Compress,oth.capacity>21kw/hour,have displace/revolution > 220cc	2,546,130	31,772,164	10,252,604	132,294,597
8414400000	Air compressors mounted on a wheeledchasis for towing	662,956	6,780,890	2,870,032	32,503,020
8414511000	Table fans & box fan with a self contelectric motor of an output <= 125 w	23,923	45,207	97,745	550,559
8414519000	Oth than table fan box fan wth self contelectric motor of an output <= 125 w	66,914	476,230	466,201	5,053,085
8414591000	Oth fans of a capacity <= 125 kw	80,854	994,945	531,795	6,554,139
8414599000	Oth fans oth of a capacity <= 125 kw	149,450	1,519,706	735,999	19,530,909
8414601000	Hoods having a max horizontal side notexceeding 120 cm, fitted with a filter	24,129	558,976	103,661	2,304,067
8414609000	Hoods having a max horizontal side notexceed 120 cm, not fitted with a filter	59,115	607,984	356,439	5,141,133
8414801100	Hoods having a maximum horizontal sideexceeding 120 cm, fitted with filter	10,245	189,533	25,160	2,116,541
8414801200	Hoods having a maximum horizontal side>120cm,not fitt with filter for ind use	7,842	270,111	98,909	1,907,998
8414801900	Hoods have a max horizontal side>120cmnot fitt with filt oth than for ind use	121	62,593	1,009	460,628
8414803000	Free piston generators for gas turbines	58,588	481,547	663,213	12,702,013
8414804100	Gas compr modul for use in oil drill oththan those of subhd 841430 and 8414.40	245,734	1,295,263	13,598,366	45,202,176
8414804200	Oth than gas compres,capacity>21kw/hourdisplace/revolution > 220cc	73,092	564,127	1,652,164	10,883,517
8414804900	Oth than gas compres,oth capa>21kw/hourhave a displace/revolution > 220 cc	262,985	4,085,818	4,387,863	51,449,460
8414805100	Electrically operated, air pumps	62,759	821,198	721,699	6,590,099
8414805900	Not electrically operated, air pumps	20,689	167,411	110,957	1,366,302
8414809110	Electrically operated,blowers & the like	243,281	2,547,420	2,549,302	25,557,829
8414809190	Electrically operated, oth thanblowers & the like	144,321	2,672,554	1,357,315	35,840,525
8414809900	Oth air pumps, not electrically operated	81,916	386,095	502,851	3,626,169

I.3. IMPOR MENURUT KOMODITI / IMPORT BY HS COMMODITY
 *** DESEMBER / DECEMBER 2010 ***

HS	Uraian Komoditi Commodity Description	Berat Bersih / Net Weight (Kg)		Nilai / Value C.I.F (US\$)	
		Bulan ini Current Month	Kumulatif Cum.Jan. to date	Bulan ini Current Month	Kumulatif Cum.Jan. to date
8414901100	Parts of pumps/compressors,of electricoperated equipment	227,234	2,978,327	5,355,918	33,941,742
8414901200	Parts of electric operated equipment ofsub headings 8414.60/8414.80	131,886	739,781	3,613,591	18,459,247
8414901900	Oth parts of electrically operatedequipment	968,662	12,764,979	2,333,006	56,404,430
8414909100	Parts of non electric operated equip ofsubheading 8414.10, 8414.20/8414.40	19,137	225,757	43,710	552,954
8414909900	Oth parts of non electrically operatedequipment	207,356	2,973,152	1,714,501	17,295,491
8415100000	Air conditioning mach, windows/wall typeself-contained/'split system'	3,302,858	49,732,981	18,530,148	283,903,297
8415811100	Inc.refri, reversible heat pump,used inaircraft of an output <= 21.10 kw	70,622	399,050	269,748	1,084,089
8415811200	Inc.refri, reverse heat pump,used in aircraft ouput>21.10kw,air flow>67.96m3/mi	205	22,732	1,157	213,596
8415811900	Inc.refri, reverse heat pump,used in aircraft oth.of output >21,10kw/not	50,961	121,469	3,684,521	4,398,157
8415812000	Inc.refri, reverse heat pump,used in rilway rolling stock	0	225,492	0	10,709,937
8415813000	Inc.refri, reverse heat pump of road invehicles oth those of subhd 8415,20	0	3,045	0	23,031
8415819100	Refri,revse heat pump,oth.used aircrafrail,road,output>21.10kw,airfl>67.96m3/	13,550	124,321	50,245	1,114,542
8415819900	Refri,revse heat pump,oth.used aircrafrail,road,output<21.10kw,airfl>67.96m3/	30,926	452,069	181,460	2,649,400
8415821100	Oth,incorp a refrigerat unit of usedaircraft,output>21.10kw,airfl>67.96m3/m	0	96,335	0	494,047
8415821900	Oth,incorporat.a refri unit of used aircraft oth.output>21.10kw,airfl>67.96m3/m	7,479	99,317	70,354	1,385,874
8415822000	Oth,incorporating.a refrigerating unitof a kind used in railway rolling stock	18,480	62,113	940,725	4,109,164
8415823000	Oth,incorporat.a refri unit of a kinduse in road vhcle oth.those subhd8415.20	475	4,420	14,186	144,537
8415829000	Oth,incorporat.refri unit oth.of a kindused in aircraft,railway,road vehicles	125,287	1,457,810	1,903,306	12,875,785
8415831100	Not incorporat.a refri unit of used inaircraft,output>21.10kw,airflow>67.96m3/m	5	5,215	360	8,589
8415831900	Not inc. a refri unit,used in aircraftoth of output>21.10kw,airflow >67.96m3/m	0	16,399	0	178,856
8415833000	Not incorporat.a refri unit of a kindused in road vhcil oth.those subhd8415.20	2	53	178	2,244
8415839000	Not incorp a refri unit oth.of a kindused in aircraft,railway,road vehicles	330,611	3,401,316	1,876,736	23,452,703
8415901200	Chassis/cabinet,welded&paint,parts ofmachines of an output <= 21.10 kw	38,564	786,219	95,098	1,436,658
8415901900	Oth chassis/cabinet,welded&paint,partof machines of an output<= 21.10 kw	386,627	5,375,031	2,645,789	30,542,699
8415902100	Chassis/cabinet,welded&paint,parts ofmach.of output>21.10 kw,airflow>67.96	277	476	13,428	15,491
8415902200	Oth chassis/cabnt,welded&paint,part ofmach.of output>21.10 kw,airflow>67.96n	57,941	470,556	161,483	1,322,671
8415902300	Chass/cabinet,welded&paint,part of machof output>21.10 kw,oth airflow>67.96n	0	4,922	0	61,665
8415902900	Oth.chass/cab,welded&paint,part of machof output>21.10kw,oth airflow>67.96n	7,830	96,347	61,839	986,684
8415903190	Cab,weld/paint,part of mach output 26.38-52.75kw,airflow>67.96,oth use air/rai	1,187	118,116	13,255	976,496
8415903200	Oth cabinet,weld/paint,part of mach ofoutput 26.38-52.75kw,air flow>67.96	408,573	492,624	4,353,132	5,567,742
8415903390	Cab,weld/paint,part mach output 26.38-52.75kw,oth airflow>67.96,oth use air/r.	1,740	1,901	7,197	8,418
8415903900	Oth cab,weld/paint,part mach of output26.38-52.75kw,airflow>67.96,use air/rail	4,042	85,931	6,604	468,642
8415904190	Chas/cab,weld/paint,part mach a output>52.75kw,airflow>67.96,oth use air/rail	0	42	0	5,522
8415904200	Oth chas/cab,weld/paint,part of mach ofoutput > 52.75kw,air flow>67.96	68,175	1,109,299	1,825,166	19,776,563
8415904310	Chas/cab,weld/paint,part mach of output>52,75kw,oth airflow>67.96,use air/rai	13	79	32	3,057
8415904390	Chas/cab,weld/paint,part mach a output>52,75kw,oth airflow>67.96,use air/rail	5,704	56,706	19,283	334,637
8415904900	Chas/cab,weld/paint,part mach output>52,75kw,oth airflow>67.96,oth use air/r.	92,390	1,697,602	626,859	11,182,928
8416100000	Furnace burners for liquid fuel	4,627	869,102	272,066	2,108,952
8416200000	Oth furnace burner,includ combinationburners	148,946	2,283,257	670,251	14,064,670
8416300000	Mechanical stokers,including their mechgrate,mech ash discharg&similar app	7,268	843,392	12,039	2,571,465
8416900000	Parts of furnaces burners for liquid/solid/gas fuel, mechanical stokers	31,336	1,368,804	309,463	12,121,117
8417100000	Furnaces & ovens for the roast,melt/othheat treat,of ore,pyrite metal non-elect	614,500	8,475,185	5,393,190	38,547,786
8417200000	Bakery ovens,including biscuit oven,nonelectric	128,067	871,283	1,017,577	5,052,581
8417800010	Incinerators, non-electric	310,882	596,922	3,993,073	8,018,401
8417800090	Oth than incinerators, non-electric	386,494	6,489,001	2,677,104	21,861,678
8417900000	Part furnaces & ovens for the roasting,melting non-electric	244,559	5,165,484	1,421,906	34,422,143
8418101010	Household type, comb refrigrtr-freezecapacity < 230 l	199,794	3,123,875	888,145	13,409,765
8418101090	Household type, comb refrigrtr-freezecapacity > 230 l	327,392	3,323,626	1,605,611	16,393,546
8418109000	Comb refrigrtr-freeze fitted with seprtextrnl doors, oth than household type	33,935	1,111,823	211,661	5,962,536
8418210010	Refrigerator,household typ with comprestype of capacity not exceeding 230 l	74,146	1,407,100	301,509	5,060,472
8418210090	Refrigerator,household typ with comprestype of capacity > 230 l	102,411	1,183,036	537,251	6,449,754
8418290010	Refrigerator,household type oth thancompress type of capacity<=230 l	10,686	204,455	67,493	809,553
8418290090	Refrigerator,household type oth thancompres type of capacity > 230 l	0	29,889	0	125,454
8418300000	Freezer of the chest type, not exceed800 i capacity	307,984	3,317,976	1,022,097	11,538,111
8418400000	Freezer of the upright type, not exceed900 i capacity	2,417	28,220	21,272	122,210
8418501000	Refrigerating chambers, capacity > 200 l	122,677	2,235,091	417,060	10,136,076
8418509000	Refrigerating chambers not exceeding 200capacity	357,237	4,359,439	1,623,723	19,032,390
8418610000	Heat pump oth than ACmachinesof heading 84.15	153	12,758	422	123,419
8418691000	Beverage coolers	227,963	917,782	1,332,679	6,580,845
8418692000	Water chillers with a refrigeratingcapacity of 100,000 i/more	247,430	1,070,588	1,865,658	9,123,116
8418693000	Drinking water coolers	75,638	663,625	595,542	5,498,826
8418695000	Scale ice-maker units	11,698	320,935	113,141	2,298,086
8418699000	Oth refrigrtr/freez equip,oth than heatpump oth than air condition mach hd84.15	31,813	1,173,491	244,490	10,241,240
8418911000	Part for good,sub 8418.(10,21,29,30,40),furniture to refri/freez	46,663	480,749	428,012	3,850,956
8418919000	Oth parts furniture designed to receiverfrigerat/freezing equipment	34,447	999,853	138,946	8,161,297
8418991000	Evaporators and condensers	332,773	3,692,178	1,602,672	15,983,014
8418992000	Cabinets and doors, welded/painted	284,354	3,923,630	786,742	6,662,212
8418994000	Aluminium rollbonds for sub 8418.10.10,8418.21, 8418.22 and 8418.29	242,844	1,108,941	1,232,575	5,398,770
8418999000	Oth part refrig & freezers equipmentelectric/oth	630,882	5,080,183	2,029,852	20,003,398
8419111000	Instant gas water heaters,for householdtype, non electric	14,137	345,553	73,931	3,163,236
8419119000	Instant gas water heaters for oth thanhousehold type, non electric	54,922	303,628	188,507	4,842,223
8419191000	Oth instant gas water heaters for household type,non electric	122	77,282	493	180,823
8419199000	Oth instant gas water heaters for oththan household type,non electric	7,272	2,053,904	94,700	18,443,657
8419200000	Medical,surgical/laboratory sterilisers	42,938	531,450	1,214,107	7,297,091
8419311010	Evaporators,dryers for agri products,electrically operated	47,900	677,306	69,249	1,662,709
8419311090	Oth.than evaporators,dryers for agriproducts, electrically operated	344,670	1,382,200	2,724,189	7,429,998
8419312010	Evaporators,dryers for agri products,non electrically operated	167	39,986	2,320	158,418
8419312090	Oth.than evaporators, dryers for agriproducts,non electrically operated	0	5,907	0	26,142
8419321000	For wood, paper pulp, paper/paperboard,electrically operated	41,997	386,916	323,926	2,931,751
8419322000	For wood, paper pulp, paper/paperboard,non electrically operated	3,021	32,293	20,575	243,034
8419391100	Machinery by a proces involving heatingfor the printed of electricall operated	9,648	110,774	231,971	3,981,452
8419391900	Oth machinery by a process involvingheating for the printed of elect oper	140,841	2,887,222	1,284,069	36,923,528
8419392000	Machinery by a proces involving heatingfor the printed of not electric operat	1,309	597,584	3,268	3,905,395

I.3. IMPOR MENURUT KOMODITI / IMPORT BY HS COMMODITY
 *** DESEMBER / DECEMBER 2010 ***

HS	Uraian Komoditi Commodity Description	Berat Bersih / Net Weight (Kg)		Nilai / Value C.I.F (US\$)	
		Bulan ini Current Month	Kumulatif Cum.Jan. to date	Bulan ini Current Month	Kumulatif Cum.Jan. to date
8419401000	Distilling/rectifying plantelectrically operated	75,048	1,118,492	2,311,286	16,098,858
8419402000	Distilling/rectifying plantnot electrically operated	777	52,875	23,761	983,713
8419501000	Cooling towers	304,033	4,504,843	1,070,817	19,756,751
8419502000	Condensers for air conditionersfor motor vehicles	156,387	1,304,561	3,064,765	25,313,035
8419503000	Oth condensers for air conditioners	16,798	970,825	233,407	8,105,087
8419504000	Oth condensers electrically operated	906,278	4,875,816	4,099,320	38,648,735
8419509000	Oth condensers not electricallyoperated	40,833	1,687,095	1,011,204	28,542,739
8419601000	Machinery for liquefying air/oth gaseelectrically operated	3,121	1,568,696	113,812	15,066,348
8419602000	Machinery for liquefying air/oth gasesnot electrically operated	0	68,311	0	995,598
8419811000	Oth.mach,plant & equip for making hotdrinks/for cook/heat food,elect operated	37,477	391,959	493,898	4,221,177
8419812000	Oth.mach,plant&equip for make hot drink/for cook/heat food,not elect operate	36,907	270,774	215,486	2,078,263
8419891100	Evaporators for air-conditioning machfor motor vehicles,electricall operated	119,307	1,047,400	2,303,142	18,401,929
8419891300	Machinery by a proces involving heatingelectr for the manuf of PCB/PWB's/PCA'	218	114,361	5,577	2,324,149
8419891900	Oth mach for making hot drinks/forcooking/heating food,electricall operate	371,048	4,344,946	3,339,500	72,529,711
8419892000	Oth mach for making hot drinks/forcooking/heating food,not electri operate	6	318,398	462	7,613,712
8419901200	Part mach for the treat.matrial by procinvolve heat,print circuit,wiring,elect	12,984	73,765	2,180,160	3,861,169
8419901900	Oth.part mach,the treat.matrial by procinvolve heat,print circuit,wiring,elect	126,806	3,354,324	1,355,801	44,464,673
8419902000	Part mach,plant/laboratory equipment,of non-electrically operated articles	82,712	1,140,175	721,552	15,511,615
8420101000	Apprts.for the app of dry film/liquidphoto resist,etc, calender/oth roll mach	1,244	65,849	6,809	1,226,600
8420102100	Roller-type ironing mach suitable for domestic use	1,435	5,425	49,516	576,939
8420102900	Wringers suitable for domestic use	1,096	12,550	4,686	228,497
8420109000	Oth calendering/oth rolling machin	78,109	499,819	622,289	5,924,486
8420911000	Parts cylinders of apparatus for theappl of dry film,liquid photo resist,etc	4,074	27,106	63,893	239,650
8420912000	Parts cylinders for ironing machinesor wringers suitable for domestic use	0	117	0	7,385
8420919000	Oth parts cylinders for calenderingor oth rolling machines	2,576	139,133	58,783	1,124,174
8420991000	Oth parts of apparatus for the applicof dry film,liquid photo resist,etc	1,764	15,047	76,519	852,465
8420999000	Oth parts for calendering/othrolling machines	1,424	72,899	7,125	782,784
8421110000	Centrifuges,including centrifugaldryers for cream separators	6,372	37,116	72,336	317,638
8421120010	Clothes-dryers, of capacity notexceeding 30 i	2,381	28,505	17,930	184,624
8421120020	Clothes-dryers, of capacityexceeding 30 i	1,847	20,504	43,910	386,073
8421191000	Centrifuges,including centrifugaldryers for sugar manufacture	1,345	200,863	37,496	3,550,752
8421199000	Oth centrifuges,including centrifugaldryers	26,413	751,898	403,513	10,064,831
8421211100	Filtering machin & appar water electricfor domestic use of a cap <= 500 l/h	29,591	572,120	261,584	5,221,159
8421211900	Oth filter machin& appar water electricof a capacity <= 500 l/h	263,304	2,932,432	3,849,172	58,406,178
8421212100	Filtering machin & apparat water electricfor domestic use of a capacity > 500 l/h	18,971	158,352	359,461	1,067,246
8421212900	Oth filter machin& appar water electricof a capacity > 500 l/h	347,670	2,775,778	5,188,220	36,235,431
8421221000	For filter/purify beverages oth thanwater of a capacity <= 500 l/hr	5,431	15,824	12,944	343,360
8421222000	For filter/purify beverages oth thanwater of a capacity >500 l/hr	11,850	249,690	380,952	3,343,769
8421231100	Oil filters for earth moving machineryinternal cobustion engines	57,465	1,163,515	1,185,501	14,669,709
8421231900	Oth oil filters for earth movingmachinery internal cobustion engines	51,980	745,885	700,978	10,883,506
8421232100	Oil filters for motor vehiclesof chapter 87	75,581	1,033,800	908,968	11,410,331
8421232900	Oth oil filters for motor vehiclesof chapter 87	78,779	822,917	1,225,349	10,045,924
8421239100	Oil filters for oth earth movingmachin and motor vehicles of chapter 87	25,897	705,732	139,758	5,817,659
8421239900	Oth oil filters for oth earth movingmachin & motor vehicles of chapter 87	78,432	1,737,270	1,185,237	12,973,058
8421291000	Filtering/purifying machin & appar formedical/laboratory use	9,865	170,917	175,592	5,006,111
8421292000	Filter/purify mach&apparatus for liquidoof a kind used for sugar manufacture	810	53,123	73,093	536,093
8421293000	Filter/purify mach&apparatus for liquidoof a kind used in oil drill operations	10,552	292,576	379,677	4,189,941
8421294000	Filter/purify mach&apparatus for liquid,petrol filters	30,641	123,007	292,940	2,300,468
8421295000	Filter/purify mach&apparatus for liquidoil filter oth than those subhd 8421.23	12,396	331,679	189,524	3,514,972
8421299000	Oth filtering machinery & apparatusfor liquids not electrically operated	255,917	2,526,160	4,528,688	49,425,805
8421311000	Intake air filters for inter combustionengines for earth moving machinery	41,563	352,434	319,904	3,692,805
8421312000	Intake air filters for inter combustionengines for motor vehicles of chap 87	85,556	910,325	768,773	11,852,586
8421319000	Oth intake air filters for internalcombustion engines	154,692	1,819,405	1,460,329	21,802,788
8421391000	Laminar flow units oth than intake airfilter for internal cobustion engines	25,257	368,248	435,926	5,971,905
8421399000	Oth.laminar flow units oth intake airfilter for internal cobustion engines	411,381	6,624,192	5,928,357	90,990,718
8421911000	Parts of goods of subheading 8421.12,of centrifuges,includ centrifugal dryers	108	25,027	12,945	100,655
8421912000	Parts of goods of subheading 8421.19.10of centrifuges,includ centrifugal dryers	2,173	47,656	74,452	1,779,794
8421919000	Parts of subhd 8421.11.00/8421.19.90of centrifuges,includ centrifugal dryers	17,281	138,671	408,297	2,537,546
8421992000	Parts filter cartridges of filter,subhd8421.23	90,470	463,758	1,093,922	6,271,341
8421993000	Parts of goods of subheading 8421.31	45,175	763,976	944,360	9,368,655
8421999100	Oth parts of goods of subheading8421.29.20	4,516	46,581	69,985	618,515
8421999200	Oth parts of goods of subheading8421.21.11/8421.21.21	113,979	1,053,734	511,376	4,466,403
8421999300	Oth part of subhd 8421.31,8421.23.11,8421.23.19,8421.23.91/8421.23.99	114,059	587,007	2,239,521	14,311,458
8421999900	Oth parts of sentrifugal, includingcentrifugal dryers	205,382	6,689,650	3,755,419	56,208,799
8422111000	Dish washing machin of the household type,electrically operated	4,395	25,291	21,973	157,304
8422112000	Dish washing machin of the household typenot electrically operated	0	1,230	0	14,284
8422190000	Dish washing machines of the othhousehold type	12,321	201,981	409,456	3,112,253
8422200000	Machinery for cleaning/drying bottlesoth containers	42,175	572,306	193,496	8,222,268
8422300000	Machinery for filling,closing, sealing,or labelling bottles, cans, boxes,etc	144,110	2,442,656	3,587,349	76,349,041
8422400000	Oth packing/wrapping machinery(including heat-shrink wrapping mach)	325,454	3,318,041	15,720,554	145,101,242
8422901000	Parts of goods of subheading 8422.11	196	92,730	19,063	1,264,967
8422909000	Part goods of subhd 8422 of oth thansubheading 8422.11	81,824	823,411	2,162,353	34,158,042
8423101000	Personal weighing machin,including baby&household scales,electrically operatec	25,927	57,237	78,608	212,801
8423102000	Personal weighing machin,including baby& household scales,not electric operate	124,423	967,419	251,067	1,658,158
8423201000	Scales for continuous weighing of goodson conveyors, electrically operated	9,027	216,995	127,692	3,601,940
8423202000	Scales for continuous weighing of goodson conveyors, not electrically operated	5,985	20,787	8,267	188,228
8423301000	Constan weight scales,predetemin weightscales & hopper scales,electric operat	65,366	298,840	511,834	5,952,804
8423302000	Constan weight scales,predetemin weightscales&hopper scales,not electcr operat	2,598	85,636	6,228	261,153
8423811000	Oth weighing machinery,max capacity<=30 kg, electrically operated	19,573	311,509	566,672	4,319,329
8423812000	Oth weighing machinery,max capacity<=30 kg, not electrically operated	140,988	951,511	323,890	2,474,272
8423821100	Oth.weigh mach,having a maximum weighngcapacity <= 1 000kg,electric operate	4,523	74,710	51,358	439,023
8423821900	Oth.weigh mach,oth.having a max weighngcapacity <= 1 000kg,electric operated	2,253	59,078	29,113	658,111
8423822100	Oth.weigh mach,having a maximum weighngcapacity <= 1 000kg, not electric	23,019	93,390	33,392	253,064

I.3. IMPOR MENURUT KOMODITI / IMPORT BY HS COMMODITY
 *** DESEMBER / DECEMBER 2010 ***

HS	Uraian Komoditi Commodity Description	Berat Bersih / Net Weight (Kg)		Nilai / Value C.I.F (US\$)	
		Bulan ini Current Month	Kumulatif Cum.Jan. to date	Bulan ini Current Month	Kumulatif Cum.Jan. to date
8423822900	Oth.weigh mach,oth.having a max weighngcapacity <= 1 000kg, not electric	12,798	149,477	23,001	691,556
8423891000	Oth weigh mach,oth.capacity exceed 30kgor not but not exceeding 5 000kg, elect	18,320	806,048	128,673	8,411,201
8423892000	Oth weighing mach,oth.capacity > 30kgand <= 5,000 kg,not elect	49,751	263,773	132,762	882,461
8423901000	Weighing machine weights	15,441	131,407	150,352	1,127,946
8423902100	Weighing machin weights,not electricaloperated	56,824	465,324	465,417	8,179,776
8423902900	Parts of weighing machinery,electrically electrically operated	25,464	196,555	93,861	1,435,658
8424101000	Fire extinguishers,whether/not chargedsuitable for aircraft use	0	72	0	16,015
8424109000	Fire extinguishers,whether/not chargedfor oth aircraft use	59,291	860,137	146,357	5,822,198
8424201100	Spray guns & similar appliances foragricult/horticultural,electric operat	0	11,515	0	20,466
8424201900	Spray guns&similar appliances for othagricult/horticultural,electric operat	49,321	121,761	353,243	995,946
8424202100	Spray guns & similar appliances foragricultural/horticultural,not electric	0	8,337	0	46,484
8424202900	Spray guns&similar appliances for othagricultural/horticultural,not electric	6,576	40,037	39,777	307,497
8424301000	Steam/sand blasting machines,electrically operated	111,416	2,043,294	1,338,749	15,205,436
8424302000	Steam/sand blasting machines,not electrically operated	13,848	215,736	40,028	1,561,202
8424811000	Oth.mech appliances for agricultural/hortikultural, drip irrigation systems	313,598	411,010	604,396	1,378,890
8424812000	Oth.mech appliances for agricultural/horti,oth drip irrigation systems,elect	67,910	325,438	292,879	1,450,277
8424813000	Oth.mech appliances for agricultural/horti,hand-operated insecticide sprayers	76,643	531,408	311,217	2,299,008
8424814000	Oth.mech appliances for agricultural/hortikultural, not electically operated	77,402	443,318	284,696	1,530,623
8424891000	Hand operated household sprayers ofcapacity not exceeding 3 l	42,464	299,919	138,569	777,948
8424892000	Oth appliances oth. agri/horticultural,spray heads with dip tubes	36,598	614,507	247,892	3,681,740
8424894000	Wet processing equipment,by projecting,dispersing/spraying of chemical,etc	4,831	118,792	97,198	1,190,842
8424895000	Oth appliance for projecting,dispersing/spraying liquids/powders/fire,electric	123,231	996,305	605,102	7,154,498
8424899000	Oth appliance for projecting,dispersing/spray liquid/powders/fire,not electric	52,027	888,242	547,639	7,168,575
8424901100	Parts of fire extinguisher,electricallyoperated	16,158	252,512	222,194	5,196,981
8424901900	Parts of fire extinguisher, not electricoperated	34,231	1,196,576	366,900	9,299,987
8424902100	Parts of spray guns, of good of subhead8424.20.11,electrically operated	0	17,899	0	32,077
8424902300	Parts of spray gun,oth of good of subhd8424.20.11,electrically operated	3,767	108,505	148,846	1,400,314
8424902400	Parts of spray gun, of goods of subhead8424.20.11,not electrically operated	1	18,158	20	63,024
8424902900	Oth parts of spray guns and similarappliances	4,510	163,555	375,443	3,161,708
8424903100	Parts of steam/sand blasting mach &similar jet projecting mach,electric	12,799	173,160	77,062	1,361,816
8424903200	Parts of steam/sand blasting mach &similar jet projecting mach,non electric	666	79,235	17,142	615,862
8424909100	Parts of oth appliance of subhead8424.81.10/8424.81.20	141	9,799	1,604	387,507
8424909200	Parts of oth appliance of subhead8424.81.30/8424.81.40	5,777	78,672	18,338	341,173
8424909900	Oth mechanical appliances(whether/notand operated)	100,576	824,112	1,149,352	10,812,015
8425110000	Pulley tackle & hoists oth than skipfor raising vehicles, by electric motor	143,733	3,718,223	990,995	25,577,327
8425190000	Pulley tackle & hoists oth than skipfor raising vhcles,oth by electric motor	194,701	2,218,134	861,957	13,909,060
8425310000	Oth winches; capstans,poweredby electric motor	124,817	809,015	497,283	3,522,099
8425390000	Oth winches;capstans,oth than poweredby oth electric motor	620,054	4,181,217	2,525,680	38,371,441
8425410000	Jacks hoists of built in jacking systemof a type used in garages	43,241	872,482	148,329	2,148,654
8425421000	Jacks used in tipping mechanism forlorries	133,243	732,234	378,889	2,071,315
8425429000	Oth jacks and hoists, hydraulic	415,140	7,037,299	1,130,065	19,078,075
8425491000	Oth jacks;hoists of a kind used forraising vehicles, electrically operated	35,028	382,120	342,225	2,884,802
8425492000	Oth jacks;hoists of a kind used forraising vehicles, not electric operated	28,581	1,466,461	160,313	3,393,095
8426110000	Overhead traveling cranes on fixedsupport	77,245	1,264,421	258,350	5,861,248
8426120000	Mobile lifting frames on tyres andstraddle carries	356,187	3,738,000	893,597	13,228,774
8426191000	Bridge cranes and gantry cranes	679,022	6,207,902	1,808,116	26,486,524
8426199000	Oth bridge cranes and gantry cranes	1,868,713	22,629,592	3,799,045	90,939,849
8426200000	Tower cranes	110,301	4,368,141	277,138	9,192,859
8426300000	Portal/pedestal jib cranes	53,982	777,549	1,167,414	11,690,387
8426410000	Oth machinery,self propelled,on tyres	908,463	7,750,366	3,000,207	46,428,450
8426490000	Oth machinery,self propelled,oth thanon tyres	1,601,838	6,728,133	6,737,322	63,944,864
8426910000	Oth derricks machin designed formounting on road vehicles	495,936	2,689,874	1,829,952	7,727,050
8426990000	Oth derricks mach oth designed formounting on road vehicles	525,503	2,401,068	4,371,300	14,185,944
8427100000	Self-propelled trucks powered by anelectric motor	478,861	4,392,620	2,933,981	24,741,771
8427200000	Oth self-propelled trucks	1,710,586	17,790,121	7,959,696	89,237,193
8427900000	Oth trucks	1,307,277	6,369,080	11,671,843	43,724,149
8428101000	Passenger lifts	881,695	9,501,397	3,647,115	34,118,179
8428102100	Oth lifts of a kind used in buildings	3,940	200,900	10,561	372,466
8428102900	Oth lifts oth than of a kind used inbuildings	13,283	2,849,729	260,763	24,157,904
8428109000	Skip hoists	1,336	454,853	71,802	2,364,466
8428201000	Pneumatic elevators and conveyorsfor agricultural use	4,196	31,872	242,466	1,261,144
8428202000	Automated machines for the transport,handling & storage of PCB/PWBs/PCAs	8,389	134,895	464,740	2,024,184
8428209000	Oth pneumatic elevators & conveyors	56,691	1,378,841	560,974	16,595,183
8428310000	Oth continuous act elevators &conveyorrspecially designed for underground use	8,911	227,839	30,540	837,316
8428321000	Oth continuous act elevators &conveyorsof bucket type,used for agri type	0	292,790	0	1,766,575
8428329000	Oth continuous act elevators &conveyorsof bucket type,oth used for agri type	267,535	3,356,852	1,639,828	24,853,434
8428331000	Oth continuous act elevators &conveyorsof belt type, of agricultural type	14,825	595,164	47,646	2,073,006
8428332000	Automated mach for the transport,hand& storage of PCB/PWBs,belt type	18,592	46,727	59,526	761,446
8428339000	Oth continuous act elevators &conveyors,oth of belt type	47,100	1,877,788	367,500	12,484,266
8428391000	Pneumatic elevators and conveyorsof agricultural type	127,147	551,211	505,169	2,465,629
8428393000	Oth automated machin for transport,hand & storage of PCB/PWBs/PCAs	0	33,187	0	177,388
8428399000	Oth continuous-action elevators &conveyors, for goods/materials	1,132,248	6,723,894	6,581,213	47,457,683
8428400000	Escalators and moving walkways	362,438	3,302,015	918,473	7,754,623
8428600000	Teleferics, chair-lifts, ski-draglines;traction mechanisms for funiculars	20,470	113,080	118,890	648,854
8428902000	Oth lifting,handling, loading/unloadingmach,hand&storage of PCB/PWBs/PCAs	4,940	177,414	218,428	1,783,437
8428909000	Oth mach,oth than lift,handl,load/unloadmach,hand&storage of PCB/PWBs/PCA	725,337	4,295,054	2,906,759	62,831,814
8429110000	Track laying, bulldozers and angledozers	757,803	20,593,608	4,769,401	149,782,857
8429190000	Bulldozer & angledozers oth track laying	382,046	6,289,571	2,626,362	52,500,974
8429200000	Graders and levellers	1,625,020	13,545,068	15,410,162	116,311,102
8429300000	Scrapers	4,829	92,472	19,525	197,906
8429401000	Road rollers	242,848	3,051,327	643,733	10,060,669
8429403000	Tamping machines	190,952	3,401,848	851,808	17,164,011
8429510000	Front-end shovel loaders,mechanicalexcavators and shovelloaders	2,505,596	17,842,278	11,756,168	94,490,258

I.3. IMPOR MENURUT KOMODITI / IMPORT BY HS COMMODITY
 *** DESEMBER / DECEMBER 2010 ***

HS	Uraian Komoditi Commodity Description	Berat Bersih / Net Weight (Kg)		Nilai / Value C.I.F (US\$)	
		Bulan ini Current Month	Kumulatif Cum.Jan. to date	Bulan ini Current Month	Kumulatif Cum.Jan. to date
8429520000	Mach with a 360,revolving super struct,mach shovels,excavators and shove load	15,622,556	156,006,849	84,175,295	768,904,786
8429590000	Mech shovels,excavators & shove loaderoth front-end shovel, mach. with a 360	567,820	7,701,347	4,524,233	48,647,160
8430100000	Pile-drivers and pile-extractors	1,803,745	7,635,849	1,648,598	21,548,431
8430200000	Snow-ploughs and snow-blowers	0	1,585	0	9,144
8430310000	Coal/rock cutters and tunnelingmachinery, self-propelled	14,417	411,487	560,849	4,954,654
8430390000	Coal/rock cutters and tunnelingmachinery,oth than self-propelled	4,018	707,184	27,477	3,516,421
8430410000	Oth boring/sinking machineryself-propelled	2,004,869	6,334,441	15,560,970	68,940,779
8430491000	Wellhead platforms & integrated producmdules for use in drilling production	28,329	505,159	245,216	6,305,146
8430499000	Oth wellhead platforms & integrat prodmodules for use in drilling production	27,509	1,676,777	437,096	15,249,430
8430500000	Oth moving,grading,levelling,scrapingmachinery, self-propelled	720	1,473,349	640	12,736,462
8430610000	Tamping/compacting machinery,not self-propelled	246,207	671,490	1,723,133	4,043,926
8430690000	Oth machinery of hedaing 84.30, notself-propelled	13,941	691,607	71,822	6,477,670
8431101300	Parts suitable for of goods of subhead8425.19,8425.39or8425.49,electri operat	15,675	479,043	33,598	3,268,620
8431101900	Oth parts suitable for of goods of heading 84.25,electrically operated	26,800	363,197	310,707	2,586,960
8431102200	Part suitable for goods of sub 8425.11,842520,8425.31,8425.41,8425.42,not elec	47,185	1,080,603	212,591	4,044,654
8431102900	Oth parts suitable for of goods of heading 84.25,not electrically operated	21,047	668,894	76,589	2,978,032
8431200000	Parts suitable for goods of head 84.27	103,216	1,164,191	2,374,641	9,412,795
8431311000	Parts of goods of shd 8428.10.(21,29),8428.10.90,of lift skip hoist/escalators	147,901	2,791,749	433,848	8,946,882
8431312000	Parts of goods of shd 8428.10.10),8428.40.00,of lift skip hoist/escalators	135,658	1,766,707	986,369	7,142,542
8431391000	Part suitable for goods sub 8428.20.10,8428.32.10, 8428.33.10/8428.39.10	19,643	228,925	128,612	2,025,819
8431392000	Parts suitable for goods of subheading8428.90	308	82,289	1,928	727,167
8431394000	Part of auto mach. for trnsport/storageof PCB/PWBs/PCAs	863	53,169	10,104	647,415
8431399010	Part of oth lift,handl/load mach,telph/conveyor	149,569	4,907,302	2,627,837	37,875,042
8431399090	Oth parts of machinery of head 84.25	161,664	2,085,270	1,332,419	21,353,711
8431410000	Buckets, shovels, grabs and grips,ofmach of head 84.26, 84.29/84.30	277,597	5,228,633	2,647,597	31,878,980
8431420000	Bulldozer/angledozer blades of machof heading 84.26, 84.29/84.30	340,190	4,964,597	1,545,495	17,689,395
8431430000	Parts of boring/sinking mach of subhead8430.41/8430.49	2,267,249	19,619,565	39,752,865	335,366,672
8431491000	Parts of machinery of heading 84.26	185,678	2,264,387	1,913,189	25,190,037
8431492000	Cutting edges/end bits forscrapers,graders/levellers	1,236,871	18,409,377	3,854,161	42,279,197
8431493000	Parts of road rollers	124,777	1,421,559	847,047	7,096,902
8431499000	Oth parts of machinery of heading84.26, 84.29/84.30	6,572,454	72,421,976	40,543,254	479,519,643
8432100000	Ploughs	627	61,030	3,284	328,639
8432210000	Disc harrows	227	53,183	1,026	272,201
8432290000	Scarifiers, cultivators, weeders, hoesand oths harrows	8,806	83,845	54,847	883,903
8432300000	Seeders, planters and transplanters	1,614	12,586	18,000	151,537
8432400000	Manure spreaders & fertiliser distributo	200	54,971	3,103	582,048
8432801000	Oth machinery for soil preparation/cultivation;of agricult/horticultur typ	4,407	89,399	64,245	1,040,249
8432802000	Lawn/sports-ground rollers	0	3,027	0	32,589
8432809000	Oth machinery for soil preparation/cultivation	3,560	94,356	19,813	1,012,096
8432901000	Parts of machinery of subheading8432.80.90	19	26,861	111	211,860
8432902000	Parts of lawn/sport-ground rollers	0	1,065	0	8,101
8432909000	Parts oth machinery for soilpreparation/cultivation	7,696	260,744	85,371	1,508,746
8433110000	Mowers for lawns,parks/sports-groundswith the cutting device rotate horizont	95,066	944,728	354,003	4,229,624
8433191000	Mowers for lawns,parks/sports-groundsmannually operated	0	7,606	0	30,267
8433199000	Oth mowers for lawns, parks/sportgrounds,oth than manually operated	161,884	1,207,921	527,735	4,817,425
8433200000	Oth mowers,including cutter bars fortractor mounting	12,214	359,906	41,111	2,453,751
8433300000	Oth haymaking machinery	0	17,367	0	273,266
8433400000	Straw/fodder baler,including pick-up	0	141,404	0	734,790
8433510000	Combined harvester-threshers macinery	0	320,283	0	1,171,814
8433520000	Oth threshing machinery	64,149	144,668	177,919	494,878
8433591000	Cotton pickers and cotton gins	0	88	0	1,600
8433599000	Oth cotton pickers and cotton gins	4,877	107,669	26,728	1,481,874
8433601000	Machin for cleaning,sorting/grading eggfruit/oth agricultur prod,electric	18,739	32,616	859,327	1,192,638
8433602000	Machin for cleaning,sorting/grading eggfruit/oth agricultur prod,not electric	0	5,923	0	19,082
8433901000	Part mach:castor,of diameter(inc yres)>100mm,<= 250mm,width wheel =30mm	45	6,067	545	43,140
8433902000	Parts mach:castor,oth of goods of subhd8433.11/8433.19.90	20,620	102,358	58,755	376,390
8433903000	Parts mach:castor,oth of goods of subhd8433.19.10	0	15,794	0	79,833
8433909000	Parts mach: oth castors	15,836	145,617	278,993	1,225,419
8434101000	Milking machines, electricallyoperated	165	6,756	10,745	89,801
8434102000	Milking machines,not electricallyoperated	0	983	0	9,425
8434201000	Dairy machinery, electrically operated	34,823	155,297	1,129,544	7,413,113
8434202000	Dairy mach, not electrically operated	1,670	1,670	2,750	2,750
8434901000	Parts of milking & dairy mach.of electoperated machines	1,855	127,039	376,640	4,055,740
8434902000	Parts of milk & dairy mach of non electoperated machines	336	44,502	11,077	1,119,094
8435101000	Presses,crushers & manufacture of wine,cider,fruit juices,electric operated	4,125	461,157	14,957	3,966,036
8435102000	Presses,crushers & manufacture of wine,cider,fruit juices,not electri operated	0	114,473	0	217,565
8435901000	Parts of presses,crushers & manufactureof wine,cider,fruit juices,electr opera	150,616	280,468	92,446	1,150,959
8435902000	Parts of presses,crushers & manufactureof wine,cider,fruit juices,not electric	0	83,015	0	223,133
8436101000	Machinery for preparing animal feedingstuffs, electrically operated	837,364	3,677,725	3,757,916	18,730,805
8436102000	Machinery for preparing animal feedingstuffs, not electrically operated	0	36,199	0	83,097
8436211000	Poultry incubators & brooders,electrically operated	5,265	119,733	14,512	725,174
8436212000	Poultry incubators & brooders,not electrically operated	0	23,898	0	309,037
8436291000	Oth poultry-keeping machinery,electrically operated	129,564	1,005,669	446,374	4,722,600
8436292000	Oth poultry-keeping machinery,not electrically operated	131,498	648,761	247,867	2,573,098
8436801100	Germination plant mach, agriculturalor horticultural type,electric operated	7,086	294,715	20,219	1,364,124
8436801900	Oth germination plant machineryelectric operated	3,888	537,763	35,649	1,811,284
8436802100	Germination plant machin, agriculturalor horticultural type,not electric	24,161	120,532	87,204	256,278
8436802900	Oth germination plant machinery, notelectric operated	1,380	66,821	2,460	310,835
8436911000	Parts of poultry-keeping machinery/poultry,incubator & brooders,electric	52,233	478,720	356,026	5,444,352
8436912000	Parts of poultry-keeping machinery/poultry,incubator&brooders,not electric	22,889	105,011	49,800	396,703
8436991100	Parts oth of poultry-keeping machin,agri & horti type,electric operated	23,546	209,514	130,146	549,319
8436991900	Parts oth of poultry-keeping machin,oth than agri&horti type,elect operated	40,557	715,835	199,734	5,000,088
8436992100	Parts oth of poultry-keeping machin,agri & horti type,not electric operated	4,955	43,438	50,040	511,742

I.3. IMPOR MENURUT KOMODITI / IMPORT BY HS COMMODITY
 *** DESEMBER / DECEMBER 2010 ***

HS	Uraian Komoditi Commodity Description	Berat Bersih / Net Weight (Kg)		Nilai / Value C.I.F (US\$)		
		Bulan ini Current Month	Kumulatif Cum.Jan. to date	Bulan ini Current Month	Kumulatif Cum.Jan. to date	
8436992900	Parts oth of poultry-keeping machin,oththan agri&horti type,not elect operated	44,583	415,271	318,346	1,925,399	
8437101000	Machinery for bread grains;winnowing &cleaning machin, electrically operated	1,553	808,380	37,413	3,782,434	
8437103000	Mach for clean,sorting/grad seed,graintdried leguminous vegetables,oth, elect	271,144	1,253,531	3,654,236	13,114,365	
8437801000	Machinery for rice hullers & cone typerice mills,electrically operated	0	61,900	0	1,146,998	
8437802000	Machinery for rice hullers & cone typerice mills,not electrically operated	28,221	759,432	80,628	1,269,101	
8437803000	Machinery for industrial type coffeand corn mills,electrically operated	30,628	714,448	32,851	853,354	
8437804000	Machinery for industrial type coffee& corn mills,not electrically operat	19,903	81,382	100,089	1,444,001	
8437805100	Polishing machines for rice,sifting andsieving,bran cleaner,electric operate	0	326,288	0	425,172	
8437805900	Oth polishing mach for rice,sifting andsieving,bran cleaner,electric operate	14,399	282,535	39,387	733,256	
8437806100	Polishing machines for rice,sifting andsieving,bran cleaner,not electric	30,543	954,104	105,323	2,555,202	
8437806900	Oth polishing mach for rice,sifting andsieving,bran cleaner,not electric	40,261	922,514	64,677	1,216,411	
8437901100	Parts of machin of subheading 8437.10,electrically operated	249,586	426,717	3,489,385	3,945,572	
8437901900	Parts of machines oth than of subhead8437.10,electrically operated	112,662	619,557	426,250	2,893,294	
8437902100	Parts of machines of subheading 8437.10,not electrically operated	28,062	685,928	60,550	1,236,384	
8437902900	Oth parts of machines of subheading8437.10, not electrically operated	0	61,633	0	361,555	
8438101000	Bakery mach,macaroni,spaghetti/similarproducts, electrically operated	116,261	1,028,930	169,682	1,988,083	
8438102000	Bakery mach,macaroni,spaghetti/similarproducts, not electrically operated	345,327	3,248,119	3,349,630	47,465,700	
8438201000	Mach for the manufac of confectionary,cocoa/chocolate, electrically operated	6,395	88,909	21,304	591,187	
8438202000	Mach for the manufac of confectionary,cocoa/chocolate,not electric operated	257,112	1,353,878	6,518,598	28,593,745	
8438301000	Mach for sugar manufac, electricallyoperated	0	3,833	0	19,168	
8438302000	Machinery for sugar manufacture,not electrically operated	980	592,061	23,770	6,644,892	
8438401000	Brewery machinery, electrically operated	0	33,675	0	506,325	
8438402000	Brewery machinery, not electricallyoperated	0	27,162	0	228,644	
8438501000	Mach for the preparation of meat/poultry,electrically operated	0	1,926	0	21,144	
8438502000	Mach for the preparation of meat/poultry,not electrically operated	21,173	378,933	394,193	4,910,963	
8438601000	Machiner for the preparation of fruits,nuts/vegetab, electrically operated	1,536	60,469	2,440	76,287	
8438602000	Machiner for the preparation of fruits,nuts/vegetab, not electric operated	3,134	444,662	59,601	2,189,665	
8438801100	Coffee pulpers, electrically operated	27,958	257,389	37,122	386,178	
8438801200	Coffee pulpers, not electricallyoperated	24,626	86,738	178,351	688,251	
8438809100	Oth coffee pulpers,electric operated	378	21,038	6,400	71,149	
8438809200	Oth coffee pulpers,not electric operated	150,965	2,136,446	1,268,942	51,776,503	
8438901100	Parts of goods of subheading 8438.30.10electrically operated	9,947	155,046	14,923	1,502,481	
8438901200	Part of coffee pulper,electric operatedmachines	84,461	735,981	271,846	3,317,660	
8438901900	Parts of oths goods of heading 84.38electrically operated	0	1,505	0	55,374	
8438902100	Parts of goods of subheading 8438.30.20not electrically operated	47,050	570,252	646,269	11,638,857	
8438902200	Part of coffee pulpers,non electricoperated machines	6,304	453,448	82,312	1,304,756	
8438902900	Parts of oth goods of heading 84.38.20of coffee pulpers,not electric operated	0	125	0	5,277	
8439100000	Machinery for making pulp of fibrouscellulosic material	5,144	348,326	134,159	3,738,416	
8439200000	Machinery for making paper/paperboard	8,937	447,187	55,451	6,835,903	
8439300000	Machinery for finishing paper/paperboard	570,853	6,993,392	1,517,078	62,303,037	
8439911000	Part of machin for mak pulp of fibrouscellulosic material,electrically operat	182,974	1,617,957	2,546,080	21,913,003	
8439912000	Part of machin for mak pulp of fibrouscellulosic material,not electric operat	98,464	1,753,371	2,353,611	22,770,401	
8439991000	Parts for making/finishing paper/paperboard, electrically operated	7,499	363,487	673,110	5,756,013	
8439992000	Parts for making/finishing paper/paperboard, not lectrically operated	873,235	4,538,730	16,352,449	92,328,388	
8440101000	Book-binding mach, includ book-sewing,electrically operated	5,390	61,048	135,974	1,213,207	
8440102000	Book-binding mach, includ book-sewing,not electrically operated	19,838	403,261	185,180	5,622,155	
8440901000	Parts of book binding & sewing machineselectrically operated machines	859	47,222	1,925	295,400	
8440902000	Parts of book binding & sewing machinesnot electrically operated machines	11	9,259	6,881	469,539	
8441101000	Cutting machines, electrycally operated	0	5,220	0	9,461	
8441102000	Cutting mach, not electrycally operated	458,041	4,487,188	4,196,450	37,113,906	
8441201000	Machin for making bags,sacks/envelopeselectrically operated	22,441	230,549	255,546	1,083,210	
8441202000	Machin for making bags,sacks/envelopesnot electrically operated	86,540	690,862	868,773	6,397,798	
8441301000	Mach for mak cartons,boxes,cases,tubedrum/similar containers,electric operat	0	19,487	0	101,003	
8441302000	Mach for making carton,boxes,cases,tubedrums/similar containers,not electric	73,120	1,102,573	446,609	7,659,224	
8441401000	Machines for moulding articles in paperpulp,paper/paperboard,electri operat	0	2,372	0	8,483	
8441402000	Machines for moulding articles in paperpulp, paper/paperboard, not electric	37,101	892,180	106,497	14,210,193	
8441801000	Oth machinery for making up paper pulp,paper/paperboard,electrically operat	82	3,362	2,351	14,579	
8441802000	Oth machinery for making up paper pulp,paper/paperboard,not electric operat	562,089	3,278,902	3,457,451	40,772,865	
8441901000	Part of machin for mak up paper pulp,paper/paperboa,cutting mach,elec opert	10,945	149,365	26,866	574,496	
8441902000	Parts of machin for mak up paper pulp,paper/paperboa,cutting mach,not elec op	126,052	2,019,337	1,468,748	15,870,180	
8442301000	Machinery, apparatus and equipment,electrically operated	11,351	274,686	131,580	3,056,806	
8442302000	Machinery, apparatus and equipment,not electrically operated	75,788	741,334	2,449,502	11,351,098	
8442401000	Parts of the foregoing mach,apparatus/equipment	16,361	71,829	163,405	1,293,664	
8442402000	Parts of the foregoing mach,apparatus/equipment,non electrically operated	6,600	131,738	248,886	3,726,426	
8442500000	Plate,cyls&oth.print comp.plates,cyl &lithograph stones,prepared print purpose	62	30,316	4,973	780,140	
8443110000	Print.mach.used for print by mean platescyl&oth print,offset print mach,reel fed	43,728	793,701	863,238	11,198,628	
8443120000	Print.mach.use,print by mean plate cyl&oth print,offset print mach,sheetfed,off	112,336	2,442,813	1,301,935	18,028,809	
8443130000	Oth offset printing machinery	13,001	250,672	19,032	1,233,146	
8443140000	Letterpress printing mach, reel-fed,excluding flexographic printing	359,062	4,165,659	4,280,729	83,988,966	
8443150000	Letterpress printing mach,oth than reelfed, excluding flexographic printing	7,833	86,323	168,560	1,380,416	
8443160000	Flexographic printing machinery	93,854	1,019,034	138,331	1,822,630	
8443170000	Gravure printing machinery	107,698	1,004,011	1,745,030	12,222,701	
8443190000	Oth than gravure,flexographic,letterpress,oth offset printing mach	18,398	1,416,377	107,494	20,518,362	
8443311010	Printer-copier,ink-jet,color, capable ofconnecting to a data machine/network	8443190000	153,236	1,258,390	348,950	22,115,850
8443311090	Printer-copier,ink-jet proces,no color,capable of connect to data mach/network	263,275	4,721,845	1,828,625	35,915,738	
8443312010	Printer-copier,laser proces,color,capable connect to data mach/network	15,062	167,489	62,539	961,145	
8443312090	Printer-copier,laser proces,no color,capable connect to data mach/network	3,723	98,362	280,638	4,222,022	
8443313010	Combination printer-copier-facs mach,color,connect to data mach/network	9,993	325,007	244,773	6,906,170	
8443313090	Combination printer-copier-facs mach,no color,connect to data mach/network	110,183	1,117,703	1,755,527	17,084,323	
8443319010	Oth mach which perform >= 2 functionof printing,copying/facsimile; color	27,908	349,041	742,926	7,129,066	
8443319090	Oth mach which perform >= 2 function ofprinting,copying/facsimile; no color	0	7,285	0	208,557	
8443321010	Dot matrix printer,color,capable ofconnect to data machine/network	7,103	490,634	263,300	7,223,292	
		184	11,684	625	297,952	

I.3. IMPOR MENURUT KOMODITI / IMPORT BY HS COMMODITY
 *** DESEMBER / DECEMBER 2010 ***

HS	Uraian Komoditi Commodity Description	Berat Bersih / Net Weight (Kg)		Nilai / Value C.I.F (US\$)	
		Bulan ini Current Month	Kumulatif Cum.Jan. to date	Bulan ini Current Month	Kumulatif Cum.Jan. to date
8443321090	Dot matrix printer,no color,capable ofconnect to data machine/network	104,441	1,277,391	3,098,842	35,703,071
8443322010	Ink-jet printer,color,capable ofconnect to a data machine/network	321,813	6,720,643	5,051,402	63,224,222
8443322090	Ink-jet printer,no color,capable ofconnect to a data machine/network	3,144	145,872	188,670	5,187,593
8443323010	Laser printer,color,capable of connectto a data machine/network	32,672	329,200	558,900	5,934,249
8443323090	Laser printer,no color,capable ofconnect to a data machine/network	117,115	764,065	1,803,684	12,454,639
8443324010	Facsimile mach,color,capable of connectto a data machine/network	0	128	0	1,341
8443324090	Facsimile machine,no color,capable ofconnect to a data machine/network	31,924	156,663	662,390	3,272,599
8443325010	Mach of screen print machinery,color,capable of connect to data mach/network	0	1	0	503
8443325090	Mach of screen print machinery,no color,capable of connect to data mach/netwec	5,048	7,588	85,011	214,030
8443329010	Mach of oth material,color,capable ofconnect to data machine/network	0	36,230	0	821,772
8443329090	Mach of oth material,no color,capableof connect to data machine/network	28,656	57,010	631,075	1,466,778
8443391100	Electrostatic photocopy apparatus,directprocess, color	0	480	0	114,681
8443391900	Electrostatic photocopy apparatus,directprocess, no color	367,504	4,990,459	604,780	7,921,613
8443392010	Electrostatic photocopy apparatus,in-direct process,color	889	12,162	41,229	325,245
8443392090	Electrostatic photocopy apparatus,in-direct process,no color	101,665	842,381	1,016,119	6,320,594
8443393090	Oth photocopy apparatus incorporating,optical system,no color	3,503	26,488	89,246	789,307
8443394090	Ink-jet printer,no color,not capableof connect to data machine/network	0	1,073	0	70,436
8443399010	Oth print mach,color,not capable ofconnect to data machine/network	0	29	0	1,640
8443399090	Oth print mach,no color,not capable ofconnect to data machine/network	133	13,064	9,920	927,360
8443910000	Part & accessori of print machinery usedfor print by component of head 84.42	1,101,775	13,947,628	49,813,514	574,098,771
8443991000	Part & accessori of screen print machi-nery for manufact of print circuit board	111	59,416	41,637	3,328,458
8443992000	Ink-filled printer cartridges	388,287	2,545,226	6,045,222	55,652,257
8443993000	Paper feeders and sorters	1,527	11,253	88,826	394,199
8443999000	Oth part & accessori of screen printingmachinery	110,658	1,807,927	3,096,166	60,435,180
8444100000	Mach for extrude,texture/cut man-madetextile material,electric operate	101,429	726,416	2,107,775	7,862,591
8444200000	Mach for extrude,texture/cut man-madetextile material,not electric operate	2,339	14,794	5,921	142,491
8445111000	Carding machines,electrically operated	630,572	6,703,353	12,780,244	38,949,956
8445112000	Carding machines,not electricallyoperated	0	55,824	0	992,791
8445121000	Combing machines, electrically operated	22,000	381,590	21,397	1,718,132
8445131000	Drawing/roving machines,electricallyoperated	65,157	1,713,284	744,944	11,078,455
8445132000	Drawing/roving machines,not electrically operated	0	24,762	0	439,121
8445191000	Other machines for preparing textilefibres; electrically operated	85,828	1,423,035	1,214,502	14,834,036
8445192000	Other machines for preparing textilefibres; not electrically operated	18,462	62,837	120,099	732,722
8445201000	Textile spinning machines;electrically operated	469,057	6,899,365	2,257,750	44,652,498
8445202000	Textile spinning machines;not electrically operated	0	88,541	0	612,787
8445301000	Textile doubling/twisting machines;electrically operated	74,544	922,368	176,490	2,805,593
8445302000	Textile doubling/twisting machines;not electrically operated	0	11,815	0	66,870
8445401000	Textile winding(including weft-winding)or reeling machin,electrically operated	246,331	2,476,274	2,295,755	26,822,087
8445402000	Textile winding(including weft-winding)or reeling machin,notelectric operated	0	60,651	0	867,106
8445901000	Oth machinery for preparing textile,electrically operated	238,368	802,597	11,768,887	17,407,678
8445902000	Oth machinery for preparing textile,not electrically operated	23,788	25,184	761,224	928,958
8446101000	Machines for weaving fabrics of a width<= 30 cm, electric operated	21,418	838,813	299,499	4,650,871
8446102000	Machin for weaving fabrics of a width<= 30 cm,not electric operated	0	3,474	0	12,409
8446210000	Machine for weaving fabrics of a width> 30 cm, Power looms, shuttle type	239,207	1,929,868	982,184	8,152,766
8446290000	Machine for weaving fabrics of a width>30 cm, Oth than Pwr looms,shuttle type	353,670	6,493,711	2,818,134	44,511,401
8446300000	Machine for weaving fabrics of a width> 30 cm, shuttleless type	485,081	4,009,211	2,114,789	30,964,374
8447111000	Circular knitting mach,cylinder diamtr<= 165 mm, electrically operated	67,803	584,696	653,368	7,130,619
8447112000	Circular knitting mach,cylinder diamtr<= 165 mm,not electrically operated	0	28,743	0	279,065
8447121000	Circular knitting mach,cylinder diamtr>165 mm, electrically operated	119,178	1,263,863	923,023	9,432,856
8447201000	Flat knitting & stitch bonding machine,electrically operated	143,351	1,117,932	2,453,899	18,456,004
8447202000	Flat knitting & stitch bonding machine,not electrically operated	11,528	127,274	36,848	544,348
8447901000	Machines for making gimped yarn,tulle,lace&mach for tufting,electric operated	278,962	3,317,567	1,249,705	18,237,019
8447902000	Machines for making gimped yarn,tulle,lace&mach for tufting,not elec operated	8,119	101,608	37,985	402,713
8448111000	Dobbies & jacquards, card reducing,electrically operated	131,379	434,867	2,164,234	5,807,444
8448112000	Dobbies & jacquards, card reducing, notelectrically operated	11,909	35,071	71,153	507,306
8448191000	Oth auxiliary machin for mach of heading84.44, 84.45, 84.46, 84.47, electric	73,100	437,101	946,875	4,657,369
8448192000	Oth auxiliary machin for mach of heading8444, 8445, 8446, 84.47, not electric	5	4,358	662	138,549
8448200000	Parts&accessories of mach of heading84.44/their auxiliary machinery	158,675	1,182,648	1,209,057	12,555,663
8448310000	Card clothing of mach of heading 84.45	25,349	272,704	412,669	3,191,538
8448320000	Parts&accessories of mach for preparingtextile fibres,other than card clothing	47,998	613,889	327,008	4,637,973
8448330000	Spindles, spindle flyers,spinning rings,and ring travellers of mach 84.45	18,909	306,759	446,336	6,854,441
8448390000	Other parts & accessories of mach ofhead 84.45/their auxiliary machinery	498,732	2,840,234	3,201,711	31,543,916
8448420000	Reeds for looms, healds & heald-framesfor weaving machines	7,312	174,458	296,037	2,948,049
8448491100	Shuttles, for electrtrically operatedweaving machine	21,941	79,436	307,774	1,204,970
8448491900	Oth parts & acces, for elect operatedweaving machine	75,037	632,119	1,570,719	10,893,003
8448492000	Parts & acces, for non electriclyoperated weaving machine	378	66,081	57,193	815,856
8448510000	Sinkers, needles&other articles used informing stitches	7,408	155,968	854,123	10,401,457
8448590000	Othe parts&accessories of mach ofhead 8447/their auxiliary machinery	40,024	570,700	343,487	4,523,575
8449001000	Mach for the manufacture/finishing offelt/nonwovens,electrically operated	106,660	370,684	384,050	2,082,847
8449002000	Mach for the manufacture/finishing offelt/nonwovens, not elect operated	0	7,363	0	59,284
8450111000	Household/laundry-type washing machin;fully-automatic mach;capacity <= 6 kg	108,935	1,226,283	407,443	5,020,889
8450119000	Household/laundry-type wash mach;fully-automatic machine;capacity > 6 kg	1,006,488	12,677,458	4,053,627	52,263,864
8450120010	Household/laundry-type wash mach;built-in centrifugal drier,capacity <= 6 kg	107,433	1,220,221	474,213	5,149,148
8450120020	Household/laundry-type wash mach;built-in centrifugal drier,capacity > 6 kg	513,904	7,769,083	1,899,741	25,761,800
8450190010	Other household/laundry-type wash mach;dry linen capacity <= 6 kg	0	14,255	0	55,866
8450190020	Other household/laundry-type wash mach;dry linen capacity > 6 kg	16,441	191,143	30,038	512,357
8450200000	Household/laundry-type washing mach;a dry linen capacity >10 kg	126,740	1,558,397	661,533	8,035,242
8450901000	Parts of goods of subheading 8450.20	1,759	56,053	4,477	166,226
8450902000	Parts of goods of subheading 8450.11,8450.12 or 8450.19	768,533	4,618,742	2,025,492	14,221,220
8451100000	Dry-cleaning machines	13,848	327,340	137,267	1,646,812
8451210000	Drying machines,each of a dry linencapacity not exceeding 10 kg	25,777	179,659	126,668	894,486
8451290000	Drying machines,each of a dry linencapacity exceeding 10 kg	146,875	1,678,237	667,082	8,023,520
8451300000	Ironing machines and presses(including fusing presses)	22,384	427,557	200,229	4,262,733

I.3. IMPOR MENURUT KOMODITI / IMPORT BY HS COMMODITY
 *** DESEMBER / DECEMBER 2010 ***

HS	Uraian Komoditi Commodity Description	Berat Bersih / Net Weight (Kg)		Nilai / Value C.I.F (US\$)	
		Bulan ini Current Month	Kumulatif Cum.Jan. to date	Bulan ini Current Month	Kumulatif Cum.Jan. to date
8451400000	Washing, bleaching or dyeing machines	200,007	2,576,799	1,801,287	22,235,802
8451500000	Mach. for reeling, unreeling, folding, cutting/pinking textile fabrics	23,249	366,827	287,223	2,814,930
8451801000	Other machinery exclude machines of hd84.50; for domestic use	460	91,802	5,814	654,725
8451809000	Other machinery exclude machines of hd84.50; not for domestic use	173,374	2,014,195	1,731,410	19,725,969
8451901000	Parts of machines or dry linen capacity no exceeding 10 kg	566	16,209	23,898	165,913
8451909000	Parts of oth machines of heading 8451	38,609	711,655	267,344	6,302,542
8452100000	Sewing machines of the household type	135,403	1,488,574	328,990	4,450,110
8452210000	Oth sewing machines, automatic units	232,254	2,076,292	2,339,685	20,476,146
8452290000	Oth sewing machines, not automatic units	379,750	3,390,575	3,473,988	31,366,659
8452300000	Sewing machine needles	31,803	363,819	224,582	2,224,710
8452400000	Furniture, bases and covers for sewing machines and parts thereof	52,432	260,376	77,065	705,839
8452901100	Arms, beds, stands, flywheel, belt guard; treadles/pedals of subhead 8452.10	26,675	214,835	40,506	542,388
8452901900	Oth part of sewing mach of machinery of subheading 8452.10	22,833	268,593	85,751	1,556,567
8452909010	Arms beds, foot & pedals of mach excludesubheading 8452.10	37,622	383,450	46,602	498,175
8452909090	Other parts of sewing mach of machinery excludesubheading 8452.10	206,090	2,164,645	666,282	6,519,660
8453101000	Machinery for prepare, tanning/work hides, skins/leather, elect operated	63,254	748,787	413,745	4,635,910
8453102000	Machinery for prepare, tanning/work hides, skins/leather, not elect operated	0	2,049	0	38,869
8453201000	Machinery for making/repairing footwear, electrically operated	558,391	2,987,088	4,558,201	22,120,425
8453202000	Machinery for making/repairing footwear, not electrically operated	16,953	191,583	158,125	1,468,400
8453801000	Mach for make/repair other articles of hides, skins, not sewing machine, electric	592,584	3,930,774	4,067,223	29,615,129
8453802000	Mach for make/repair other articles of hides, skins, not sewing machin, not elect	5,199	99,433	20,834	802,232
8453900000	Parts of goods of heading 84.53	168,467	985,030	1,484,859	9,269,148
8454100000	Converters	526	70,850	135,272	1,135,426
8454200000	Ingot moulds and ladles	117,110	594,032	1,086,719	10,083,312
8454300000	Castng machines	278,885	2,852,395	2,643,091	25,555,247
8454900000	Parts of goods of heading 84.54	209,045	2,041,529	1,757,820	15,558,105
8455100000	Tube mills	450	180,857	13,500	1,178,039
8455210000	Oth Rolling mills, hot or combination hocold	66,398	684,712	232,029	2,777,188
8455220000	Oth Rolling mills, cold	74,906	470,327	194,124	1,291,860
8455300000	Rolls for rolling mills	488,450	3,691,772	2,137,740	17,094,431
8455900000	Other parts of metal-rolling mills and rolls therefor.	354,141	4,526,099	4,990,021	26,993,045
8456100000	Machines tool for work any material by removal material, operat by laser/photon	4,146	188,014	143,932	6,397,222
8456200000	Machines tool for work any material by removal material, operat by ultrasonic	3,918	23,763	148,107	819,374
8456300000	Machines tool for work any material by removal material, electro-discharge	13,268	289,975	337,800	3,738,067
8456901000	Mach tool for mfact of printed circuit, numerical control, by plasma arc process	2,928	20,864	19,157	272,603
8456902000	Wet proces equip for the application by immersion of electrochemic solutions	761	36,112	16,800	112,676
8456909000	Oth mach tool for work any material by other operating processes	11,117	310,293	314,974	5,803,613
8457100000	Machining centres	401,879	3,633,689	4,695,658	40,207,412
8457200000	Unit construction machines (single-station)	12,210	262,278	144,644	768,807
8457300000	Multi-station transfer machines	4,421	95,819	35,342	2,160,003
8458110000	Horizontal lathes, numerically controlled	267,821	1,821,716	5,244,032	26,620,838
8458190000	Horizontal lathes, not numerically controlled	250,416	2,486,642	1,208,500	13,622,847
8458910000	Other lathes, numerically controlled	27,738	476,894	232,232	5,224,626
8458990000	Other lathes, not numerically controlled	381,507	4,335,324	3,286,268	29,555,315
8459101000	Way-type unit head machines electrically operated	92,546	832,659	536,047	10,380,699
8459102000	Way-type unit head machines, notelectrically operated	0	24,418	0	49,736
8459210000	Dilling machines, numerically controlled	71,298	533,035	1,144,851	10,782,169
8459291000	Dilling machines, electrically operated	149,518	1,389,008	207,390	3,929,796
8459292000	Dilling machines, not electrically operated	4,897	155,300	40,795	1,172,376
8459310000	Boring-milling machines, numerically controlled	1,503	82,920	12,681	1,569,955
8459391000	Oth boring-milling machines, electrically operated	5,613	506,857	75,734	2,723,860
8459392000	Oth boring-milling machines, notelectrically operated	1,099	26,493	18,000	117,841
8459401000	Oth boring machines, electrically operated	237,885	942,905	893,731	5,945,603
8459402000	Oth boring machines, not electrically operated	7	195,739	53	1,395,988
8459510000	Milling machines, knee-type, numerically controlled	5,192	64,638	4,200	219,541
8459591000	Oth milling machines, knee-type, electrically operated	1,048	142,432	8,050	636,809
8459592000	Oth milling machines, knee-type, notelectrically operated	1,838	14,333	7,460	70,788
8459610000	Other milling machines, numerically controlled	12,450	100,504	311,132	770,456
8459691000	Other milling machines, not numerically controlled, electrically operated	154,252	2,060,324	454,292	6,200,233
8459692000	Other milling machines, not numerically controlled, not electrically operated	26,512	235,531	187,693	1,238,647
8459701000	Threading/tapping machines, electrically operated	87,592	751,049	3,166,373	15,990,653
8459702000	Threading/tapping machines, notelectrically operated	3,148	31,535	12,724	484,008
8460110000	Flat-surface grinding mach, an accuracy of at least 0.01 mm, numeric controlled	15,830	482,498	210,179	13,065,958
8460191000	Oth flat-surface grinding mach, accuracy of at least 0.01 mm, electric operated	149,650	714,642	537,050	6,120,468
8460192000	Oth flat-surface grinding mach, accuracy of at least 0.01 mm, not elect operated	3,626	36,793	252,270	564,560
8460210000	Other grinding mach, an accuracy of at least 0.01 mm, numerically controlled	1,875	157,157	129,713	4,341,604
8460291000	Other grinding mach, an accuracy of at least 0.01 mm, electrically operated	54,253	861,003	684,882	8,914,524
8460292000	Other grinding mach, an accuracy of at least 0.01 mm, not electric operated	11,532	121,000	84,959	611,453
8460311000	Machine tools, numeric controlled, for sharpen carbide diamet <= 3.175 mm	12,979	303,934	252,294	7,762,709
8460319000	Oth sharpening (tool/cutter grinding) machines, numerically controlled	4,966	30,654	49,032	1,529,297
8460391000	Oth sharpening (tool/cutter grinding) machines, electrically operated	4,477	349,200	66,131	1,539,304
8460392000	Oth sharpening (tool/cutter grinding) machines, not electrically operated	42	40,473	66	112,180
8460401000	Honing/lapping mach, electrically operated	61,155	202,772	848,583	2,155,608
8460402000	Honing/lapping mach, not electrically operated	0	8,654	0	52,053
8460901000	Oth mach-tools for deburring, abrasives/polishing products, electric operat	83,380	395,544	1,117,061	5,542,556
8460902000	Oth mach-tools for deburring, abrasives/polishing products, not electric operat	11,933	51,722	49,379	529,664
8461201000	Shaping/slotting machines, electrically operated	87,838	604,298	568,613	6,936,953
8461202000	Shaping/slotting mach, not electrically operated	2,911	37,114	11,813	362,525
8461301000	Broaching mach, electrically operated	6,558	96,300	425,077	2,956,646
8461302000	Broaching mach, not electric operated	0	11	0	2,000
8461401000	Gear cutting, gear grinding/gearfinishing mach, electric operated	15,847	250,947	326,732	4,834,900
8461402000	Gear cutting, gear grinding/gearfinishing mach, not electric operated	125	14,203	408	66,878
8461501000	Sawing/cutting-off machines, electrically operated	160,413	1,565,744	1,213,297	13,915,793

I.3. IMPOR MENURUT KOMODITI / IMPORT BY HS COMMODITY
 *** DECEMBER / DECEMBER 2010 ***

HS	Uraian Komoditi Commodity Description	Berat Bersih / Net Weight (Kg)		Nilai / Value C.I.F (US\$)	
		Bulan ini Current Month	Kumulatif Cum.Jan. to date	Bulan ini Current Month	Kumulatif Cum.Jan. to date
8461502000	Sawing/cutting-off machines, notelectrically operated	12,914	331,234	39,878	2,749,745
8461901000	Oth mach-tool for planing/shaping/slottiby cermets, electrically operated	11,388	696,115	287,671	4,492,409
8461909000	Oth mach-tool for planing/shaping/slottiby cermets, not electrically operated	502	76,952	32,599	294,671
8462101000	Forging/die-stamping machines(including pres) & hammers, electric	1,292,730	9,754,701	6,168,099	51,059,822
8462102000	Forging/die-stamping machines(includ pres)&hammers,not electric	56,730	404,435	200,892	4,058,144
8462210000	Bend,fold,straighten/flattening machine(includ pres),numeric control	62,339	663,236	739,866	6,693,413
8462291000	Bend,fold,straighten/flattening machine(includ pres),not nmrc control,elect	441,409	3,709,449	3,267,459	19,810,126
8462292000	Bend,fold,straighten/flattening machine(incl pres), not nmrc control,not elect	4,459	329,710	67,877	1,214,063
8462310000	Shearing machine (incl press),oth thancombine punching mach,numeric control	2,977	204,080	82,340	975,617
8462391000	Shearing machine (incl press),oth thanbine punching mach,not nmrc cntrl,elect	158,866	1,961,964	418,572	8,444,871
8462392000	Shearing mach (incl press),oth than binepunch mach, not nmrc control,not elect	14,470	177,652	88,405	624,932
8462410000	Punching/notching mach,incl comb punch &shearing mach,numeric control	197,780	433,496	1,816,222	7,140,179
8462491000	Punching/notching mach,incl comb punch &shearing mach,not numeric cntrl,el	32,779	867,152	460,975	9,194,381
8462492000	Punching/notching mach,incl comb punch &shear mach,not numric cntrl,not elec	44,827	59,213	76,292	152,994
8462910000	Hydraulic presses	445,373	3,318,777	1,009,173	15,510,355
8462991000	Mach for manufac of boxes,cans& similar contain of tin plate, electr.	165,975	615,613	271,070	5,837,976
8462992000	Mach for manufac of boxes,canscontain tin plate,not elect. operated	0	35,228	0	943,906
8462995000	Oth machine for working metal byforging,hamming,electric operated	139,689	2,296,302	772,212	13,065,137
8462996000	Oth machine for working metal byforging,hamming,not electric operated	312,978	402,456	2,633,684	3,263,851
8463101000	Draw-benches for bars,tube,profile,wire,or the like, electrically operated	33,067	751,401	583,097	4,621,089
8463102000	Draw-benches for bars,tube,profile,wire,or the like, not electrically operated	29,878	498,226	160,752	2,783,264
8463201000	Thread rolling machines, electricallyoperated	27,893	287,429	274,920	2,580,523
8463202000	Thread rolling machines,notelectrically operated	727	2,591	175,964	243,958
8463301000	Machines for working wire,electricallyoperated	62,660	886,903	373,413	7,425,684
8463302000	Machines for working wire, notelectrically operated	71,358	243,854	814,450	2,419,141
8463901000	Oth mach tool for work metal/cerments,without remove material,elect operate	232,365	2,343,132	1,803,033	15,157,128
8463902000	Oth mach tool for work metal/cerments,without remove material,not elect oper.	528	82,548	11,866	502,563
8464101000	Sawing mach for working stone,ceramics electrically operated	41,707	398,947	718,619	2,780,042
8464102000	Sawing mach for working stone,ceramicsnot electrically operated	449	9,659	9,866	42,955
8464201000	Grinding/polishing machines,electrically operated	273,108	888,906	1,161,678	3,380,382
8464202000	Grinding/polishing machines,not electrically operated	1,296	36,459	5,426	195,134
8464901000	Oth mach tool for work stone,ceramics/like mineral material,elect operated	260,399	2,401,249	862,507	9,130,418
8464902000	Oth mach tool for work stone,ceramics/like mineral material,not elect operate	16,172	447,825	89,639	1,129,842
8465100000	Mach, can carryout different type opera-tion without tool charge for such operat	35,471	657,766	199,111	5,446,048
8465911000	Sawing machines for scoring PCB/PWB's electrically operated	2,520	11,848	13,460	186,080
8465912000	Other sawing mach for scoring PCB/PWB's, electrically operated	104,308	1,249,522	372,010	4,610,722
8465919000	Other sawing mach for scoring PCB/PWB's, not electrically operated	35,195	350,056	127,416	1,932,441
8465921000	Mach tools for routing PCB/PWB'ssubstrates,shank dmtr <=3.175 mm	7	32,612	673	277,545
8465922000	Oth planing,milling/moulding (bycutting) mach,electrically operated	173,582	1,259,112	516,011	4,982,118
8465929000	Oth planing,milling/moulding (bycutting)machines,not electric operated	114,740	445,916	289,791	3,587,439
8465931000	Grinding, sanding/polishing machines,electrically operated	40,822	1,043,948	244,979	4,911,200
8465932000	Grinding, sanding/polishing machines,not electrically operated	48,408	134,830	93,806	646,769
8465941000	Bending/assembling machines,electrically operated	3,630	407,792	147,791	7,774,724
8465942000	Bending/assembling machines, notelectrically operated	92	22,883	727	154,972
8465951000	Drilling mach for manufac PCB/PWB's,with a spindle speed > 50.000 rpm	11,079	140,648	21,444	1,122,612
8465953000	Other drilling/morticing machines,electrically operated	27,588	610,768	30,432	1,311,624
8465959000	Other drilling/morticing machines, notelectrically operated	50,420	195,848	217,363	656,699
8465961000	Splitting, slicing/paring machines,electrically operated	57,149	1,104,303	310,264	11,869,960
8465962000	Splitting, slicing/paring machines,not electrically operated	48	3,613	1,673	15,027
8465993000	Lathes, electrically operated	12,980	202,816	30,229	1,165,051
8465994000	Lathes, not electrically operated	0	37,318	0	83,015
8465995000	Oth mach for deburring surfaces of PCB/PWB's, for scoring laminati presses	3,111	177,928	16,098	621,285
8465996000	Other mach-tools for nailing,stapling,glueing/otherwise assemb,electric	39,720	892,260	250,918	4,937,517
8465999000	Other mach-tools for nailing,stapling,glueing/otherwise assemb,not electric	65,045	1,168,326	583,400	8,181,628
8466101000	Tool hold.self-open dieheads for 8456.908460.31,8465.91,8465.92,8465.95,8465.	4,543	156,595	325,281	3,159,205
8466109000	Other tool holders & self-openingdieheads	28,879	516,397	1,236,064	11,421,146
8466201000	Work holders for sub 8456.99, 8460.31,8465.91, 8465.92, 8465.95, 8465.99	1,524	33,117	56,161	1,062,396
8466209000	Work holders for other machine	11,744	447,231	394,569	6,215,283
8466301000	Dividing head,special attach for 8456.908460.31,8465.91,8465.92,8465.95&8465.	641	8,835	21,460	124,851
8466309000	Dividing heads & other specialattachments for oth machine-tools	18,734	190,562	428,141	4,983,644
8466910000	Parts&aces suitable for machine ofheading 84.64	102,693	2,582,784	580,753	5,356,298
8466921000	Parts&aces suitable for mach subhead8465.92.10, 8465.95.10, 8465.99.50	1,373	84,322	5,906	426,969
8466929000	Parts & acces suitable for mach ofother subheading 84.65	99,411	846,037	1,001,087	9,552,607
8466932000	Parts&aces suitable for mach subhead8456.90.10,8456.90.20,8460.31.10	310	17,793	6,580	314,418
8466939000	Parts&aces suitable for mach ofother headings 84.56 to 84.61	62,151	1,029,296	1,873,556	31,218,867
8466940000	Parts & acces suitable for machineother headings 84.62 or 84.63	230,706	2,399,788	2,423,272	25,283,393
8467110000	Tool for work in the hand,pneumatic,rotary type (incl rotary percussion)	15,272	173,854	522,201	5,835,846
8467190000	Tool for working in the hand,pneumatic,in other type	39,930	352,459	144,535	2,469,315
8467210000	Drills of all kinds with selfcontained electric motor	194,879	2,104,626	471,578	7,151,241
8467220000	Saws with self containedelectric motor	46,674	417,026	207,188	2,256,875
8467290000	Oth tool for working in the hand,with self-contained electric motor	561,867	5,522,749	1,543,080	19,394,342
8467810000	Chain saws	244,759	1,743,868	950,286	8,638,469
8467890000	Oth tool for working in the hand	58,319	1,652,335	610,626	14,572,228
8467911000	Part of chain saw,of elect-mechanic forwork in hand,self-cont. electric motor	22,303	208,625	41,289	336,334
8467919000	Part of other chain saw	132,592	1,032,596	217,409	2,749,882
8467920000	Parts of pneumatic tools	36,393	173,323	352,326	1,511,033
8467991000	Part of tool of subhead 8467.21, 8467.22or 8467.29	48,688	542,697	101,235	1,940,913
8467999000	Part of tool of of oth heading 8467	50,091	848,566	234,944	3,011,042
8468100000	Hand-held blow pipes	94	30,570	22,224	134,958
8468201000	Hand-operated gas welding, brazing/cutting appliances for metal	15,145	282,439	50,475	1,455,134
8468209000	Other gas-operated machinery &apparatus	70,637	433,382	624,976	8,025,371
8468800000	Other machinery and apparatus forsoldering, brazing/welding	28,533	811,401	488,262	7,705,811
8468901100	Parts of goods of subheading8468.10	535	48,804	17,352	208,792

I.3. IMPOR MENURUT KOMODITI / IMPORT BY HS COMMODITY
 *** DESEMBER / DECEMBER 2010 ***

HS	Uraian Komoditi Commodity Description	Berat Bersih / Net Weight (Kg)		Nilai / Value C.I.F (US\$)	
		Bulan ini Current Month	Kumulatif Cum.Jan. to date	Bulan ini Current Month	Kumulatif Cum.Jan. to date
8468901200	Parts of goods of subheading 8468.20.10	34,602	163,969	248,569	1,272,506
8468909000	Parts of other Heading 8468	55,717	451,259	469,200	4,089,826
8469001000	Word-processing machines	0	222,707	0	10,016,168
8469009010	Automatic typewriters	27	41,133	5,017	445,072
8469009090	Other typewriters	51,829	263,112	268,922	1,777,073
8470100000	Electronic calculators, cpble of operatiwithout an extnl source electric power	21,359	467,764	31,507	3,481,560
8470210000	Electronic calculating machinesincorporating a printing device	766	21,473	39,526	580,655
8470290000	Other electronic calculating machines	9,341	174,230	96,506	1,798,730
8470300000	Other calculating machines	24,434	1,501,329	30,500	6,195,560
8470500000	Cash registers	45,490	484,907	1,645,148	29,827,676
8470901000	Postage-franking machines	0	12,680	0	1,145,554
8470902000	Accounting machines	147	1,109	496	23,929
8470909000	Machines for pocket-size data record, reproduc, display mach with calculat	0	42,638	0	584,426
8471301000	Handheld computer incl palmtop & PDAs	4,216	17,654	1,644,517	4,516,748
8471302000	Laptop incl notebooks	814,478	9,587,151	88,276,174	910,381,079
8471309000	Oth portable digital automatic dataproc mach, weigh not more than 10 kg	177,827	2,057,922	6,177,094	15,399,545
8471411000	Personal computers excl 8471.30with at least a CPU and an input/output	74,402	997,351	2,637,284	21,490,350
8471419000	Oth automatic data processing machineswith at least a CPU and an input/output	69,765	757,969	2,605,142	31,624,288
8471491000	Personal computers excl 8471.30presented in form of systems	343,325	3,089,774	13,726,550	118,669,109
8471499000	Oth automatic data processing machinespresented in form of systems	61,537	1,031,832	3,572,588	39,301,695
8471501000	Processing units for personal computerother of subhd 8471.41 or 8471.49	251,697	2,423,515	7,847,517	114,241,111
8471509000	Oth Processing unitsother of subhd 8471.41 or 8471.49	206,280	2,607,937	9,108,580	85,941,107
8471603000	Computer keyboards	185,457	1,545,647	1,067,576	8,497,809
8471604000	X-ycoordinate input devices, includingmouse, light pens, joystick, track balls	321,179	2,664,041	1,524,620	18,636,010
8471605000	Plotters whether input/output units of heading 84.71 or of heading 90.17	14	24,731	583	679,852
8471609000	Other input/output units, whether/not contain storg units the same housing	126,864	3,193,983	1,622,810	22,694,919
8471701000	Floppy disk drives	162	58,324	5,773	420,228
8471702000	Hard disk drives	459,150	4,209,933	8,614,925	74,526,149
8471703000	Tape drives	6,940	48,929	327,845	3,316,253
8471704000	Optical disk drives, including cd-rom drives, dvd drives & cd-r drives	173,146	2,103,571	5,560,094	48,805,816
8471705000	Proprietary fmat strge device includ me-dia therefor f automat. dt proc.mach	13,634	154,308	986,581	15,809,447
8471709100	Backup management systems	1,538	30,908	13,351	3,978,146
8471709900	Other storage units of automatic data processing machine	113,997	956,820	3,723,254	50,316,991
8471801000	Control and adaptor units	122,855	888,197	1,312,497	9,563,383
8471807000	Sound card and video card	19,563	256,710	252,445	2,883,665
8471809000	Other units of automatic dataprocessing machines	292,900	3,046,979	6,582,194	57,779,115
8471901000	Bar code readers	21	46,123	4,448	739,454
8471902000	Optical character readers, document/image scanners	123,718	1,196,248	4,135,328	39,057,734
8471909000	Other units automatic data processingmachines	91,206	2,379,004	1,425,507	45,097,360
8472101000	Duplicating machines, electricallyoperated	620	21,286	3,448	312,390
8472102000	Duplicating machines, not electricallyoperated	401	1,075	8,452	49,085
8472301000	Machin for sorting/folding mail/forinserting mail in envelopes, electric	0	6,311	0	1,106,751
8472302000	Machin for sorting/folding mail/forinserting mail in envelopes, not elect.	11	3,449	20,651	116,423
8472901000	Automatic teller machines	230,139	4,522,682	3,192,630	55,036,509
8472902000	Electronic fingerprint identificationsystem	6,882	86,283	57,461	963,586
8472903000	Other office machines, electricallyoperated	40,643	595,459	648,204	8,240,953
8472909000	Other office machines, not electricallyoperated	10,398	177,877	57,387	888,540
8473101000	Printed circuit assemblies for word-processing	27	3,370	328	240,958
8473109000	Other parts & access of the mach of heading 84.69	8,840	178,316	405,916	8,620,048
8473210000	Parts & access electronic calculatingmach sub 8470.10, 8470.21/8470.29	1,873	14,638	51,916	364,019
8473290000	Parts & access of other machines of heading 84.70	20,218	124,259	392,519	4,182,329
8473301000	Assembled printed circuit boardsfor machines of heading 84.71	516,755	4,517,495	15,535,107	138,651,403
8473309000	Parts & access of other machines of heading 84.71	1,000,720	13,059,236	24,961,012	341,560,415
8473401100	Parts including printed circuit assembl for machines of heading 84.72	106	9,943	177	973,038
8473401900	Other parts&accessories of the machof heading 84.72, for electric operate	131,225	427,571	618,321	2,816,789
8473402000	Other parts&accessories of the machheading 84.72, for non electric operate	1,157	5,838	1,887	202,196
8473501100	Parts&accessories suitable for usewith mach of heading 84.71, electric	39,739	629,120	364,905	22,509,911
8473501900	Parts&accessories suitable for usewith mach head 84.69 & 84.72, electric	28,729	293,855	173,890	1,526,270
8473502000	Part&aces suitable for use with machof heading 84.69-84.72, non-electric	0	365	0	47,048
8474101000	Sorting, screening, separating/washingmachines, electrically operated	385,638	3,073,840	1,667,900	21,940,891
8474102000	Sorting, screening, separating/washingmachines, not electrically operated	26,174	316,767	69,200	1,433,205
8474201100	Crushing/grinding machines for stone electrically operated	1,013,829	20,893,157	4,600,002	211,626,017
8474201900	Crushing/grinding mach for earth, oresoth mineral substances, electric operat	195,273	5,130,896	1,956,737	49,499,026
8474202100	Crushing/grinding mach for stone notelectrically operated	16	622,010	916	3,546,549
8474202900	Crushing/grinding mach for earth, oresoth mineral substances, not electric	69,871	1,807,746	388,935	7,617,853
8474311000	Concrete/mortar mixers, electricallyoperated	74,530	1,573,930	653,679	6,604,558
8474312000	Concrete/mortar mixers, notelectrically operated	74,531	331,060	306,574	2,157,577
8474321000	Mach for mixing mineral substances with bitumen, electrically operated	211,912	2,760,775	1,673,721	8,551,368
8474322000	Mach for mixing mineral substances with bitumen, not electrically operated	0	5,277	0	45,718
8474391000	Other mixing/kneading machines electrically operated	201,228	2,163,658	2,709,217	21,940,661
8474392000	Other mixing/kneading machines notelectrically operated	5,439	78,236	6,539	512,697
8474801000	Mach for agglomerating, shaping/mauld solid mineral fuels, electric operat	235,855	4,214,805	1,194,042	36,696,637
8474802000	Mach for agglomerating, shaping/mauld solid mineral fuels, not elect. operat	36,476	250,338	367,306	1,411,920
8474901000	Parts of mach for heading 8474.10 to 8474.80 of electric operated machines	1,130,687	11,812,544	7,414,807	82,315,826
8474902000	Parts of mach for heading 8474.10 to 8474.80 of not electric operat mach	114,987	1,444,104	771,538	16,167,139
8475101000	Mach for assembl electric/electronic clamps tubes/valves, electric operat	43,411	392,558	568,839	5,346,934
8475102000	Mach for assembl electric/electronic clamps tubes/valves, not elect. operated	8	88,894	1,036	609,449
8475290000	Other machines for manufacturing/hot working glass/glassware	3,420	323,547	54,336	5,231,229
8475901000	Parts of machine for heading 8475.10 to 8475.29 of electric operated machin	27,407	151,894	1,156,147	7,229,538
8475902000	Parts of machine for heading 8475.10 to 8475.29 of not elect. operated mach	1,694	4,110	92,706	223,664
8476290000	Other automatic beverage-vending machines	9,085	219,714	18,406	1,593,843
8476810000	Other automatic goods-vending mach, incorporating heating/refrigerating	0	722	0	464
8476890000	Other automatic goods-vending machines	2,163	26,985	29,876	423,493

I.3. IMPOR MENURUT KOMODITI / IMPORT BY HS COMMODITY
 *** DESEMBER / DECEMBER 2010 ***

HS	Uraian Komoditi Commodity Description	Berat Bersih / Net Weight (Kg)		Nilai / Value C.I.F (US\$)	
		Bulan ini Current Month	Kumulatif Cum.Jan. to date	Bulan ini Current Month	Kumulatif Cum.Jan. to date
8476901000	Parts of automatic goods-vend machincorpor heating/refriger,elect.operat	158,418	1,342,807	1,909,831	17,625,912
8476909000	Parts of automatic goods-vendingmach	1,744	171,637	32,080	2,797,385
8477101000	Injection-moulding machines formoulding rubber	1,604,640	13,947,537	12,627,586	92,296,332
8477103100	P.v.c. injection moulding machine	805,258	8,003,760	3,937,412	31,353,758
8477103900	Other injection-moulding machinesfor moulding plastics	272,146	1,728,868	2,250,096	14,332,145
8477201000	Extruders for extruding rubber	9,739	771,909	25,756	13,253,226
8477202000	Extruders for extruding plastics	414,747	4,019,420	3,810,766	51,676,340
8477300000	Blow moulding machines	433,049	2,477,225	6,067,106	41,927,305
8477401000	Vacuum moulding & other thermo formingfor moulding/forming rubber	133,713	1,037,939	2,067,172	12,863,071
8477402000	Vacuum moulding & other thermo formingfor moulding/forming plastics	152,448	2,447,274	496,609	37,138,802
8477510000	Mach for mould/retread pneumt tyres,for moulding/otherwise forming inner tub	1,697	547,543	29,952	7,248,557
8477591000	Other machine for moulding/otherwise-forming for rubber	117,089	2,141,789	745,381	6,599,050
8477592000	Other machine for moulding/otherwise-forming for plastics	5,349	20,411	45,314	1,388,745
8477801000	Other machinery for rubber,electrically operated	762,798	7,301,816	9,636,086	77,348,020
8477802000	Other mach for rubber,not electricallyoperated	538,845	4,015,820	2,970,189	46,898,357
8477803100	Lamination presses for the manufactrof PCB/PWBs	22,018	507,422	62,225	3,476,720
8477803900	Other machinery for plastics,electrically operated	176,699	878,615	2,333,994	13,665,852
8477804000	Other machinery for plastics, notelectrically operated	64,924	682,017	1,385,779	8,094,768
8477901000	Parts of electrically operatd mach forworking rubber/products from rubber	99,115	3,226,157	808,732	24,801,738
8477902000	Part of nonelectric opratd mach forworking rubber/fr the manuf product rubb	252,389	2,824,784	3,194,155	42,486,403
8477903200	Pars of lamination presses fr themanuf of PCB/PWBs	1,972	7,772	10,929	135,440
8477903900	Oth parts not in 8477.90.31-32	23,691	242,400	744,283	6,981,390
8477904000	Part of non elect.mach fr workig plast/manuf of prodct frm plastic material	44,255	801,258	459,098	6,424,995
8478101000	Machinery for preparing/making uptobacco, electrically operated	239,746	2,343,409	10,588,524	101,759,452
8478102000	Machinery for preparing/making uptobacco, not electrically operated	1,611	490,545	25,148	374,784
8478901000	Part of cigar/cigarette electricallyoperated mach	31,412	204,656	2,356,829	10,901,405
8478902000	Part of cigar/cigarette,nonelectrically operated mach	3,563	71,158	12,286	913,877
8479101000	Machinery fr public works,building/thelike electrically operated	212,760	2,517,187	1,488,381	18,929,162
8479102000	Machinery fr public works,building/thelike not electrically operated	19,298	110,783	262,526	1,494,074
8479201100	Machinery for making palm oilelectrically operated	859,279	23,095,461	3,993,151	70,474,311
8479201900	Machinery for preparing palm oilelectrically operated	44,591	2,419,150	258,375	17,930,948
8479202100	Machinery for making palm oil notelectrically operated	131,621	1,381,330	174,243	4,843,863
8479202900	Machinery forpreparing palm oil notelectrically operated	363,810	1,788,612	1,639,083	6,707,173
8479301000	Presses for the manufacture ofparticle board electrically operated	467,924	3,831,154	12,380,570	40,879,615
8479302000	Presses for the manufacture ofparticle board not electrically opertd	1,802	44,563	42,218	227,273
8479401000	Rope/cable making mach,electrically operated	50,289	527,490	727,386	7,424,777
8479402000	Rope/cable making mach, notelectrically operated	0	77,056	0	653,874
8479500000	Industrial robots, not elsewherespecified/included	113,630	1,069,387	2,763,450	25,533,933
8479600000	Evaporative air coolers	80,656	1,329,163	482,340	21,792,367
8479811000	Oth mach&mechanical appliance fortreating metal,electrically operated	256,476	1,680,741	1,775,354	18,918,006
8479812000	Oth mach&mechanical appliance fortreating mtl,nonelectrically operated	18,141	184,182	320,271	2,703,647
8479821000	Mixing,kneading,crush,grind,screen, &otherwise machine,electrically operated	383,338	4,513,628	3,533,310	52,714,308
8479822000	Mixing,kneading,crush,grind,screen, &otherwise machine,not elect operated	2,997	180,016	129,557	2,857,000
8479892000	Chemical vapour deposition app forflat panel display production	9,376	433,148	282,898	12,917,250
8479893000	Oth apparatus, electrically operated	348,018	2,427,152	9,591,067	84,367,303
8479894000	Oth apparatus,nonelectrically operated	29,810	768,398	1,250,285	22,346,481
8479902000	Part of goods of subheading8479.89.20	24,448	167,721	102,933	2,454,518
8479903000	Part of oth electrically operatedmachines	486,032	5,194,654	8,105,470	65,814,403
8479904000	Part of nonelectrically operatedmachines	69,928	539,512	1,684,192	13,549,285
8480100000	Moulding boxes for metal foundry	55,805	530,318	418,262	7,366,635
8480200000	Mould bases	197,625	2,628,769	1,297,447	18,421,423
8480301000	Moulding patterns, of copper	13,066	49,280	280,914	817,831
8480309000	Moulding patterns, of other material	283,198	2,702,414	3,268,656	23,081,089
8480410000	Moulds for metal/metal carbidesinjection/compression types	79,116	536,647	1,047,688	11,311,407
8480490000	Moulds for metal/metal carbides notinjection/compression types	415,269	2,095,674	4,933,712	23,263,552
8480500000	Moulds for glass	8,642	162,537	219,195	4,234,604
8480600000	Moulds for mineral materials	285,838	2,151,562	1,931,000	15,451,415
8480710000	Moulds for rubber,plastics, injection/compression type	492,181	3,957,095	6,478,669	62,206,290
8480790000	Mould for rubber,plastics, not injection, compression type	44,009	966,362	1,042,115	17,304,934
8481101100	Pres-reduce valve,iron/steel,manualoperate sluice,5 cm <=int dia <40cm	26,340	284,113	528,753	5,372,745
8481101900	Pres-reduce valve,iron/steel,automaticoperate sluice,5 cm<=int dia <40cm	192,629	2,919,756	1,443,331	26,756,181
8481102000	Pressure-reducing valves of copper/copper alloys	15,774	239,527	386,732	3,592,562
8481109000	Pressure-reducing valves not of iron/steel,not of oth metal,not of plastics	82,646	1,592,821	599,560	16,839,824
8481201000	Valve for pneumatic tran,manual operatesluice, 5 cm<=internal diameter<40cm	15,708	206,226	127,746	1,567,080
8481209000	Valves not of iron/steel, not of othmetal,not of plastics	154,712	1,733,877	2,201,263	27,753,145
8481301000	Cast iron valve of swing check-valvetype,40 <=inlets internal diamtr<600 mm	33,860	671,776	322,058	5,257,446
8481302000	Check (nonreturn) valve,copper/copperalloy, internal diameter < 25 mm	5,143	201,725	44,452	1,524,113
8481309000	Other check (nonreturn) valve	466,717	4,487,026	4,086,349	43,083,582
8481401000	Safety/relief valves of iron/steel	14,282	115,776	256,506	2,442,505
8481409000	Oth safety/relief valves	154,591	2,473,989	3,084,371	41,967,600
8481801100	Valves fr inner tube of copper/copperalloys	142,561	2,661,467	1,115,990	19,383,036
8481801200	Valves for inner tubesof oth materials	26,949	386,810	476,682	2,879,335
8481801300	Valves for tubeless tyres of copper/copper alloys	1,474	51,901	20,491	536,562
8481801400	Valves for tubeless tyres of othmaterials	14,146	160,857	138,597	1,298,901
8481802100	Lpg cylinder valves having inlet &outlet internal diameters<=2.5cm	13,332	256,373	102,641	1,376,262
8481802200	Lpg cylinder valves having inlet &outlet internal diameters>2.5cm	65	7,427	1,099	31,985
8481803000	Cocks/valves,whether/not fitted withpiezo electric igniters for gas stove	74,499	976,099	340,667	5,048,571
8481804100	Soda water bottle valve;gas operat,of plastic, 1 cm < intern dia <= 2,5cm	843	10,169	9,841	61,040
8481804900	Oth soda water bottle valves;gas operatebeer dispensing units	15,867	503,618	365,632	6,800,847
8481805100	Mixing tapes and valves,of plastic,1 cm < internal diameter <= 2,5cm	4,232	235,343	44,956	1,143,611
8481805900	Others mixing tapes and valves	151,799	2,093,003	339,102	4,560,102
8481806100	Water pipeline valve,manual operatesluice,5cm<inlet/outlet int diamtr>=40cm	47,361	734,195	97,083	1,292,975
8481806200	Cast iron gate valve,inlet diamtr>=4cm &cast iron butterfly valve,inlet dia>=8cm	84,016	1,042,450	753,119	7,161,078

I.3. IMPOR MENURUT KOMODITI / IMPORT BY HS COMMODITY
 *** DESEMBER / DECEMBER 2010 ***

HS	Uraian Komoditi Commodity Description	Berat Bersih / Net Weight (Kg)		Nilai / Value C.I.F (US\$)	
		Bulan ini Current Month	Kumulatif Cum.Jan. to date	Bulan ini Current Month	Kumulatif Cum.Jan. to date
8481806300	Cast iron gate valve,inlet diamtr<4cm &cast iron butterfly valve,inlet dia <8cm	113,519	1,824,135	698,648	13,468,239
8481806400	Hog nipple waterer,of plastics,1 cm <=internal diameter < 2,5 cm	0	20	0	616
8481806500	Other hog nipple waterers	931	25,451	34,098	250,914
8481806600	Nipple joint valves,of plastics, 1 cm<=internal diameter < 2,5 cm	2	701	64	26,314
8481806700	Other nipple joint valves	42,606	396,672	376,364	2,357,297
8481807100	Ball valves,of plastics, 1 cm <=internaldiameter < 2,5 cm	100,049	522,341	348,715	3,439,051
8481807200	Other ball valves	424,245	4,214,846	4,111,938	38,354,045
8481807300	Gate valve,manual operate,of iron/steel,5cm<=inlet/outlet internal diamtr<40cm	288,218	3,517,092	1,195,248	16,681,469
8481807400	Gate valve,manual operate,of iron/steel,inlet/outlet internal diamtr < 40cm	64,871	820,503	95,083	7,080,898
8481807500	Manifold valves of plastics, 1 cm <=internal diameter < 2,5 cm	1,103	11,126	17,600	184,667
8481807600	Other manifold valves	82,140	1,032,011	367,719	12,243,403
8481808100	Pneumatic control valve,of plastics,1 cm <=internal diameter < 2,5 cm	16	37,529	1,578	490,334
8481808200	Other pneumatic controlled valve	6,900	343,650	261,930	8,162,828
8481808300	Oth valve of plastic,inlet diamtr>=1cm,outlet diamtr <= 2,5 cm	8,011	43,328	14,334	92,275
8481808400	Oth valve of plastic,inlet diamtr>=1cm,outlet diamtr > 2,5 cm	7	21,927	5,619	110,572
8481808500	Oth valve of plastic,with other size ofinlet/outlet diameter	63,449	1,094,961	333,765	5,897,095
8481808600	Other valve of stainless steel/nickle,manual operate,weighting < 3 kg	158,379	944,259	997,875	6,390,068
8481809100	Ball valves	41,375	826,919	868,053	7,343,773
8481809900	Other valves and similar appliances forpipes	885,376	11,347,874	15,053,162	204,443,627
8481901000	Parts of housing for sluice/gate valves	4,842	137,897	192,351	2,647,511
8481902100	Bodies, for water taps	1,094	48,828	13,300	361,750
8481902300	Others bodies for taps, cocks, valves,and similar appliances	5,820	273,765	100,867	2,470,582
8481902900	Others parts for taps, cocks, valves, &similar appliance of int. dimtr =< 25mm	74,887	811,600	1,169,781	10,911,698
8481903000	Valve bodies/stems of inner tube/tubeless tyres valves	33,455	725,171	767,593	10,202,774
8481904000	Valve cores of inner tube valves/tubeless tyres valves	34	91,852	824	870,409
8481909000	Others parts for taps, cocks, valves,and similar appliances	175,970	3,278,817	3,548,035	80,046,226
8482100000	Ball bearings	1,513,330	16,395,773	16,374,584	177,800,919
8482200000	Tapered roller bearings,includingcone&tapered roller assemblies	182,380	2,377,857	2,289,241	30,187,365
8482300000	Spherical roller bearings	81,894	2,025,090	604,261	12,515,115
8482400000	Needle roller bearings	113,072	936,880	2,231,275	22,070,278
8482500000	Oth cylindrical roller bearings	119,430	2,132,236	2,391,155	24,356,111
8482800000	Oth,including combined ball/rollerbearings	772,152	9,062,485	7,637,366	85,395,739
8482910000	Balls, needles and rollers	241,997	2,541,217	2,076,467	20,259,676
8482990000	Other parts of ball and roller bearings	829,244	15,417,747	6,252,783	63,894,142
8483101000	Transmission shafts for earth movingmachinery	50,870	1,233,436	1,234,862	17,801,803
8483102100	Transmissi shafts for enginesf veniclehead 87.01exc 8701.10/8701.90	12,819	345,403	114,586	4,013,778
8483102200	Transmission shafts for engines ofvehicles of subhead 8701.10/8701.90	4,821	206,713	33,423	2,177,989
8483102300	Transmission shafts for engines ofvehicles of heading 87.11	190,670	2,558,123	3,232,742	45,301,890
8483102400	Transmission shafts for engines ofoth vehicles of chapter 87	1,641,765	19,537,758	20,669,918	209,078,173
8483103100	Transmission shafts for marine propul-sion engines of an output<=22.38 kw	8,038	8,423	14,412	28,790
8483103900	Transmission shafts for marine propul-sion engines of an output>22.38 kw	104,568	909,983	1,048,615	14,925,578
8483109000	Oth transmission shafts	992,063	11,303,947	12,749,914	124,075,630
8483201000	Bearing housing incorporating forearth moving machinery	19,943	595,329	197,343	3,787,417
8483209000	Bearing housing incorporating not forearth moving machinery&motor vehicle	233,450	1,888,933	956,999	8,400,485
8483301000	Bearing housing not incorporating forearth moving machinery	58,036	716,740	567,939	7,514,328
8483309000	Bearing housing not incorporat not forearth moving machinery&motor vehicle	457,348	4,522,946	3,572,993	32,526,975
8483401100	Gear&gearing for engines of vehiclesof head 87.01exc subhead 8701.10/90	21,775	429,424	288,752	5,623,294
8483401300	Gear&gearing for engines of vehiclesof heading 87.11	384,232	3,197,001	3,745,771	47,480,230
8483401400	Gear&gearing for engines of othvehicles of chapter 87	404,319	5,435,346	7,062,059	79,406,566
8483402100	Gear&gearing for marine propulsionengines of an output<=22.38 kw	16,875	110,392	231,616	2,110,091
8483402900	Gear&gearing for marine propulsionengines of an output>22.38 kw	509,862	3,921,595	3,739,371	30,182,717
8483403000	Gear&gearing for the engines of earthmoving machinery	415,348	4,170,515	6,645,601	57,240,497
8483409000	Gears and gearing for oth engines	762,914	9,312,291	10,600,727	102,663,023
8483500000	Flywheels&pulleys,including pulleyblocks	278,796	3,782,657	4,684,440	45,595,880
8483600000	Clutches&shaft couplings(includinguniversal joint)	535,475	7,393,806	5,973,709	89,903,364
8483901100	Parts of 8783.10 for pedestrian controlltractors of subheading 8701.10	1,307	61,323	36,053	535,027
8483901300	Parts of 8783.10 for oth tractors ofheading 87.01	6,130	239,416	192,446	6,211,901
8483901400	Parts of 8783.10 for goods of heading87.11	67,685	610,021	347,704	4,774,531
8483901500	Parts of 8783.10 for oth goods ofchapter 87	133,306	1,282,896	2,223,496	21,848,047
8483901900	Parts of 8783.10 for oth	62,873	984,203	547,553	7,614,449
8483909100	Oth toothed wheels for pedestriancontrolled tractors of subhead8701.10	3	267	252	70,209
8483909300	Oth toothed wheels for oth tractors ofheading 87.01	0	10,390	0	60,994
8483909400	Oth toothed wheels for goods ofheading 87.11	104,197	1,106,377	983,414	11,090,816
8483909500	Oth toothed wheels for oth goods ofchapter 87	101,218	1,167,658	1,535,763	16,967,859
8483909900	Oth toothed wheels for others	174,188	2,226,467	1,194,330	15,048,273
8484100000	Gaskets&similar joint metal sheetingcomb with oth material/2 more lays	336,483	4,243,357	5,563,095	57,252,729
8484200000	Mechanical seal	44,554	1,094,960	1,059,595	15,498,752
8484900000	Sets/assortments of gaskets&similarjoints	206,027	2,529,619	5,043,515	52,766,460
8486101000	Apparatus for rapid heating ofsemiconductor wafers	364	3,306	6,276	45,793
8486102000	Spin dryers for semiconductor waferprocessing	7,330	60,832	191,499	571,937
8486103000	Machines for produc semiconductor waferby removal of material,laser/photon k	241	3,649	6,268	206,224
8486104000	Mach., app for sawing monocrystal semi-cond. boules into slice, wafer into chip	2	16,830	2,522	612,772
8486105000	Grinding, polishing,lapping machines forproces. of semiconductor wafers	4	847	1,308	69,847
8486106000	Apparatus for growing/pullingmonocrystal semiconductor boules	0	7,255	0	96,724
8486109000	Oth machines&apparatus for the manufactof boules/wafers	81	27,517	1,866	1,005,136
8486201200	Epitaxial deposition mach., spinners forcoating photograph emulsi on semicondu	17	86,583	38	662,655
8486201300	Physical deposition app. by sputteringon semicond wafer, for semicond product	264	264	861	861
8486201900	Other film formation equipment	0	403	0	25,101
8486202100	Ion implanters for doping semiconductormaterials	0	32	0	872
8486202900	Other doping equipment	0	1,944	0	41,782
8486203100	Deflash mach, spraying appliance foretching,stripping,cleaning semicon wafer	0	12,329	0	314,812
8486203300	App for wet etching, developing,stripping,cleaning semiconductor wafers	3,302	140,581	86,863	4,788,062
8486203900	Other etching and stripping equipment	86	527	2,099	6,416

I.3. IMPOR MENURUT KOMODITI / IMPORT BY HS COMMODITY
 *** DESEMBER / DECEMBER 2010 ***

HS	Uraian Komoditi Commodity Description	Berat Bersih / Net Weight (Kg)		Nilai / Value C.I.F (US\$)	
		Bulan ini Current Month	Kumulatif Cum.Jan. to date	Bulan ini Current Month	Kumulatif Cum.Jan. to date
8486204200	Step and repeat aligners	0	454	0	37,915
8486205100	Dicing machines for scribing/scoring semiconductor wafers	473	4,967	9,423	82,307
8486205900	Other equipment for developing exposed wafers	25	3,871	3,437	23,273
8486209100	Lasercutters for cut contact. tracks in semiconductor production by laser beam	300	1,822	11,150	65,963
8486209200	Mach. for bend, fold and straightening semiconductor leads	47	2,480	32,102	221,537
8486209300	Resistance heated furnaces, ovens for the manufact of semicon device/on wafer	3	7,332	192	127,242
8486209400	Inductance/dielectric furnace, oven for the manufact of semicon device/on wafer	0	392	0	8,530
8486209500	Auto-mach. for the placement/removal of comp./contact element on semicond. \	0	13,803	0	203,628
8486209900	Other mach. & appts for the mnfact of semicon. devices/of elect integ. circuit	7,189	33,161	697,781	2,254,135
8486301000	App. for dry etch pattern on flat panel display substrates	13	2,484	30	56,968
8486302000	App. for wet etch, develop, stripping or cleaning flat panel displays	1,382	1,658	11,055	13,717
8486303000	Chemical vapour deposition app. to prod spinners for coat, phys dep. flat panel	9	7,440	831	134,330
8486309000	Othetr mach. and app. for the manufact of flat panel displays	3,789	21,639	47,861	605,398
8486401000	Focused ion beam milling mach to prodce, repair mask, reticle for pattern s-device	3	10,664	41	252,974
8486402000	Die attach app, auto-tape/wire bonders, auto-mach. trans/handle/storage, wafer l	13,282	124,849	812,510	12,934,266
8486403000	Moulds for manufact. of semiconductor devices	13,209	40,949	20,546	2,180,392
8486404000	Optical stereoscopic microscopes with equip. design to handle of s-wafer/rticle	445	2,873	5,139	91,715
8486405000	Photomicrographic microscope with equip design to handle of s-wafer/recticle	0	9	0	206
8486406000	Electron beam microscopes with equip design to handle of s-wafer/recticle	0	656	0	2,010
8486407000	Pattern generating app for produce mask/rticle from photoresist coated substrat	0	1	0	492
8486409000	Other machines and apparatus specified in note 9(c) to this chapter	3	1,698	939	49,050
8486901100	Parts and accessories of app for rapid heating of semiconductor wafer	382	40,878	5,634	322,707
8486901200	Parts & accessories of spin dryers for semiconductor wafer prosesing	49	5,355	5,393	86,407
8486901300	Parts & accessories of mach. for prod. semicon wafers by removal/laser/phot on br	51	21,080	2,016	4,552,205
8486901400	Tool holders & self-open diehead, of mach for sawing s-boul to slice/wafer to chip	13	15,945	165	175,811
8486901500	Oth parts, access. of mach. for sawing m-crystal s-boule to slice/wafer to chip	559	10,985	63,080	527,228
8486901600	Parts & access. of grind, polish, lap mach for processing of semicon. wafers	1,495	46,628	20,020	3,780,390
8486901700	Parts & access. of app for grow/pulling monocrystal semiconductor boules	0	472	0	8,139
8486901900	Oth parts, access. of mach. and app. for the manufact. of boules/wafers	18	5,492	5,410	252,568
8486902100	Parts & access of chemical vapour deposition app. for semiconductor product	0	116	0	9,141
8486902200	Parts & access. of epitaxial depo. mach, spinner for coat photo. emuls on s-wafer	1,773	16,891	6,600	161,174
8486902300	Parts & access. of ion implanter for doping of app for physical depo, sputter	23	143	905	8,980
8486902400	Tool holder/self-open diehead; of spray for etch, strip s-wafer, dry-etch pattern	0	56	0	5,374
8486902500	Oth parts & access. of spray for etch, strip, clean, dev s-wafer, dry-etch pattern	1,159	24,930	48,155	1,341,852
8486902600	Tool holder/self-open diehead, of dicing mach laser cutters, fold, straightn s-lead	1,245	12,547	50,713	867,063
8486902700	Other part and accessories of dicing mach laser cutters, fold, straightn s-lead	240	11,298	63,384	666,915
8486902800	Part & access of resist heated, induct, dielectric furnaces/oven mnfact s-wafer	6	3,104	605	56,313
8486902900	Oth part & acces of mach & app. for mnctof s-devices/of elect. integr-circuits	10	1,496	844	53,721
8486903100	Part & access of app for dry etching pattern of flat panel display substrates	0	216	0	728
8486903200	Tool holder/self-open dieheads, of app. wet etch patterns on flat panel display	1	1,008	340	25,438
8486903300	Oth. part & access of app for wet etching develop, strip/clean flat panel display	32	3,910	6,754	24,440
8486903500	Part & access of spinners for coat. photoemuls/app. phys depo on flat panel displa	0	1,815	0	224,247
8486903600	Part & access of app for phys deposition on flat panel display substrates	0	1,334	0	227,333
8486903900	Oth part & access of mach and apparatus for the manufact. of flat panel displays	40,490	257,530	983,539	1,693,948
8486904100	Part & acces of focused ion beam milling mach to produce, repair mask, reticle	0	494	0	3,702
8486904200	Part & acces of die attach app, auto-tape/wire bonder, encapsul equip for assemb	541	11,082	77,776	498,593
8486904300	Part & acces of auto-mach transport, hand storage of s-conductors, wafer casse/b	6	1,043	2,924	66,308
8486904400	Part & acc of optic stereoscop microscop with equip to hndle/tran of s-wafer/rtcl	120	949	2,380	22,076
8486904600	Part & acces of pattern generating appused to prod masks/rtcl from photoresist	137	137	10,584	10,584
8486904900	Part and acces of other mach & app specified in note 9(c) to this chapter	3,441	35,284	319,227	1,239,023
8487100000	Ships/boats propellers and blades	102,603	1,744,388	602,227	18,859,955
8487900010	Oil seal rings	249,944	2,009,991	3,375,271	24,227,239
8487900090	Oth mach. parts, not cont. electric con-necter, insulator, coil, oth elec. features	277,570	1,781,562	2,094,258	23,317,334
8501101100	Stepper dc motors of an output <=37.5w	7,663	204,240	507,410	2,965,193
8501101200	Spindle dc motors of an output <=37.5w	5,405	56,165	205,589	2,606,227
8501101900	Others dc motors of an output <=37.5w	231,348	3,110,946	2,530,732	31,438,989
8501109100	Stepper universal (AC/DC) motors of an output <=37.5w	2,185	47,408	40,586	782,555
8501109200	Spindle universal (AC/DC) motors of an output <=37.5w	6,845	80,179	104,893	889,523
8501109900	Others universal (AC/DC) motors of an output <=37.5w	177,413	2,619,559	1,862,976	29,322,570
8501201100	Universal (AC/DC) motors of an output >746 w and < 1 kw	1,570	73,814	3,741	485,508
8501201900	Universal (AC/DC) motors of an output >37.5 w and <= 746 w	63,266	2,113,393	180,234	8,489,457
8501202000	Universal (AC/DC) motors of an output >1 kw	40,847	167,000	598,658	2,977,446
8501311000	Dc motors an output <= 750 w	181,679	2,261,487	1,706,971	18,198,237
8501312000	Dc generators an output <= 750 w	317,771	2,573,343	3,057,456	17,411,196
8501320000	Dc motors/dc generator an output > 750 w and <= 75 kw	170,786	1,127,192	427,552	4,620,485
8501330000	Dc motors/dc generator an output > 75 kw and <= 375 kw	2,693	446,277	25,953	3,788,624
8501340000	Dc motors/dc generator an output > 375 kw	945	320,392	800	5,226,660
8501401000	Oth AC motors, single-phase of an output <=1kw	954,845	8,753,797	2,449,948	22,277,506
8501402000	Oth AC motors, single-phase of an output >1kw	269,931	1,344,415	580,227	4,264,339
8501510000	Oth AC motors, multi-phase of an output <=750 w	222,239	4,497,147	1,259,752	18,922,281
8501521000	Oth AC motors, multi-phase of an output > 750 w and <=1kw	13,682	659,618	264,989	4,081,144
8501522000	Oth AC motors, multi-phase of an output > 1 kw and <= 37.5 kw	507,606	7,069,096	1,729,542	21,342,807
8501523000	Oth AC motors, multi-phase of an output > 37.5 kw and <= 750 kw	220,945	2,448,938	800,606	9,539,541
8501530000	Oth AC motors, multi-phase of an output > 75 kw	147,300	1,901,501	757,667	20,237,447
8501611000	AC generator of an output <=12.5 kva	276,748	3,255,347	470,407	7,169,009
8501612000	AC generator of an output > 12.5 kva & <=75kva	206,858	2,420,811	487,320	5,317,236
8501621000	AC generator of an output > 75 kva & <= 150 kva	95,254	618,999	270,870	1,704,309
8501629000	AC generator of an output > 150 kva & <= 375 kva	32,045	600,503	80,660	1,872,033
8501630000	AC generator of an output > 375 kva & <=750kva	74,587	762,006	298,012	3,247,627
8501640000	AC generator of an output > 750 kva	469,036	2,332,612	8,137,738	42,893,872
8502110000	Generat sets with compression ignition inter combust piston output <=75 kva	596,963	7,037,005	3,292,609	30,198,867
8502121000	Generating sets with spark-ignit intern combust pist output >75kva & <=125kva	98,496	987,459	1,344,609	6,117,676
8502129000	Generating sets with spark-ignit intern combust pist output >125kva & <=375kva	302,076	4,069,218	2,281,676	26,272,647

I.3. IMPOR MENURUT KOMODITI / IMPORT BY HS COMMODITY
 *** DESEMBER / DECEMBER 2010 ***

HS	Uraian Komoditi Commodity Description	Berat Bersih / Net Weight (Kg)		Nilai / Value C.I.F (US\$)	
		Bulan ini Current Month	Kumulatif Cum.Jan. to date	Bulan ini Current Month	Kumulatif Cum.Jan. to date
8502131000	Generating sets with spark-ignit interncombust pist output > 12500 kva	139,940	4,830,094	2,075,714	38,637,800
8502139000	Generating sets with spark-ignit interncombust pist output >375kva & <=12500 kva	1,812,626	22,169,407	26,411,995	264,654,051
8502201000	Generating sets with spark-ignit interncombust piston output <=75 kva	980,390	11,675,762	2,077,912	24,971,565
8502202000	Generating sets with spark-ignit interncombust piston output >75kva & <=100kva	258,842	2,050,749	361,486	4,251,907
8502203000	Generat sets with spark-ignition intrncombust piston output>100kva & <=10000kva	182,424	1,952,011	1,100,108	39,872,401
8502204900	Generating sets with spark-ignit interncombust piston output>10000kva & <=12500kva	131,311	4,683,847	235,624	11,194,578
8502311000	Oth generating sets wind-poweredof an output <=10,000 kva	2,806	67,692	25,327	698,446
8502319000	Oth generating sets wind-poweredof an output >10,000 kva	0	23,599	0	392,692
8502391000	Oth generating sets not wind-poweredof an output <=10 kva	0	246,871	0	1,170,183
8502392000	Oth generating sets not wind-poweredof an output <=10,000 kva	317,659	921,890	12,885,552	19,329,927
8502393100	Oth generating sets not wind-poweredof an output > 12,5000 kva	0	1,182,365	0	9,028,543
8502393900	Oth generating sets not wind-powered ofan output > 10,000 kva & <=12,500 kva	65,563	3,383,077	697,989	49,919,897
8502400000	Electric rotary converters	9,229	199,219	123,394	1,702,178
8503001100	Stators for ceiling fans for generatorsof an output <= 10000 kw	2,953	402,115	66,118	6,389,602
8503001200	Parts of motors for generators ofan output <=1.5 kw & >75kw	18,408	252,025	101,119	1,371,742
8503001300	Parts of motors for generators ofan output >1.5 kw & <=75kw	39,612	151,662	116,631	628,493
8503009000	Parts of motors for generators ofan output >75 kw & <= 10000 kw	2,342,431	14,225,618	31,915,991	160,454,207
8504100000	Ballasts, for discharge lamps/tubes	358,575	3,259,772	1,907,928	16,130,527
8504211000	Step-voltage regulators;instrumenttransformer with a power handl cap<=5kva	22,791	235,567	119,203	1,384,836
8504219100	Liquid dielect transformer with handlingcap>5kva & <=10kva, side voltage>=66 k	40,193	610,223	320,531	2,385,336
8504219900	Liquid dielect transformer with handlingcap>5kva & <=10kva, side voltage <66 k	26,709	573,875	860,904	8,478,694
8504221100	Step-voltage regulator, side voltage>=66kv & handling cap>650kva & <=10000kva	16,120	225,568	223,085	1,774,211
8504221900	Step-voltage regulator of a high sidevoltage of <66,000 volts	37,192	419,263	317,021	3,072,966
8504229100	Liquid dielect transformer, side voltage>=66 kv, handl cap >650 kva & <=10000kv	1	5,946	1	52,253
8504229900	Liquid dielect transformer, side voltage< 66 kv, handl cap >650 kva & <=10000kva	1,335,097	1,453,803	11,921,719	12,716,404
8504231000	Liquid dielectric transformers, powerhandl cap > 10000kva & <= 15000kva	4	723,042	559	7,440,065
8504232100	Liquid dielectric transformers, powerhandl cap > 15000kva & <= 20000kva	0	46,179	0	161,400
8504232900	Liquid dielectric transformers, powerhandl cap > 20000kva	767,613	6,979,668	6,458,715	82,707,055
8504311000	Instrum. potential transformer, powerhandling capacity <= 1 kva	7,534	218,810	106,886	2,537,212
8504312000	Instrum. current tranformer with powerhandling capacity <= 1 kva	62,779	945,498	1,032,019	21,214,700
8504313000	Flyback transformer, power handlingcapacity < 1 kva	65,336	701,784	443,463	5,221,250
8504314000	Intermediate frequency transformer, power handling capacity <= 1 kva	2,339	157,586	184,288	5,556,535
8504315000	Step up/down transformer,slide regulatorhandling capacity <= 1 kva	324,885	2,819,589	1,572,183	15,927,782
8504319000	Oth transformer having power handlingcapacity <= 1kva	208,750	5,146,374	3,429,388	53,868,188
8504321100	Matching transformers, power handlingcapacity > 1 kva and <= 5 kva	3,699	81,843	65,633	1,013,823
8504321900	Oth instrument transformator, powerhandling capacity > 1 kva and <= 5 kva	1,944	130,963	25,454	873,718
8504322000	Instrument used with toys,scale modelsor similar recreational models	499	1,507	8,236	46,889
8504323000	Oth transformer, high frequency, powerhandling capacity > 1 kva and <= 5 kva	3,625	20,785	64,945	151,661
8504324100	Matching transformers, power handlingcapacity > 5 kva and <= 10 kva	1	7,040	76	115,455
8504324900	Oth instrument transformator, powercapacity > 5 kva and <= 10 kva	12	3,526	39	51,431
8504325100	Matching transformers, power handlingcapacity > 10 kva and <= 16 kva	0	318	0	6,078
8504325900	Oth instrument transformator, powercapacity > 10 kva and <= 16 kva	4,182	1,035,172	97,464	4,931,347
8504331100	Matching transform.side voltage >= 66kv& power cap. > 16 kva and <= 500 kva	126	4,481	24,921	176,500
8504331900	Oth instrum transform.side voltage>=66kv& power cap. > 16 kva and <= 500 kva	6,525	127,583	59,331	1,749,194
8504339100	Matching transform. side voltage < 66kv& power cap. > 16 kva and <= 500 kva	0	18,965	0	169,974
8504339900	Oth instrum transform. side voltage<66kv& power cap. > 16 kva and <= 500 kva	2,051	186,875	45,437	2,121,772
8504341100	Matching transform.side voltage >=66kv &power cap >10000 kva & <=15000 kva	9,500	9,646	66,901	67,638
8504341200	Oth instrum transform.side voltage>=66kvpower cap >10000 kva & <=15000 kva	6,533	499,917	10,200	2,063,188
8504341300	Matching transform.side voltage < 66kv &power cap >10000 kva & <=15000 kva	0	7,451	0	133,984
8504341400	Oth instrum transform. side voltage<66kvpower cap >10000 kva & <=15000 kva	33	318,948	973	3,327,641
8504342100	Matching transform. having a powerhandling capacity >15000 kva	0	179	0	3,755
8504342900	Oth instrument transform. with powerhandling capacity >15000 kva	10,807	1,262,979	17,046	15,549,385
8504401100	Uninterrupted power supplies (ups)	576,824	6,558,519	5,722,289	54,487,478
8504401900	Other static converter for automaticdata processing machines	169,187	1,084,966	2,117,559	15,406,102
8504402000	Battery chargers having a rating>100 kva	200,537	1,000,980	784,572	6,867,780
8504403000	Other rectifiers	31,585	632,808	1,441,259	19,584,607
8504404000	Inverters	49,573	645,842	507,268	7,223,712
8504409000	Other static converter	376,717	4,545,405	3,888,102	41,791,637
8504501000	Inductors for power supply for automaticdata process mach&unit thrf,telecom aj	69,205	1,391,317	1,772,224	22,252,330
8504502000	Chip type fixed inductors	50,074	406,821	2,925,539	17,960,914
8504509100	Other inductors, with power handlingcapacity > 2500 kva and <= 10000 kva	6,752	49,633	853,847	7,879,188
8504509200	Other inductors having a power handlingcapacity > 10000 kva	1,434	37,958	47,539	1,890,605
8504901000	Parts of goods of subheading 8504.10	3,097	35,102	18,922	651,980
8504902000	Parts of printed circuit assmb good sub8504.40.11,8504.40.19,8504.50.11	2,805	113,669	103,290	2,446,538
8504903100	Radiator panel,flat tube radiator assembfor distrib&power transformer <=10000l	28,213	457,330	147,587	2,475,894
8504903900	Oth part of electrical transformers ofa capacity <= 10,000 kva	23,846	771,928	330,101	6,035,632
8504904100	Radiator panel,flat tube radiator assembfor distrib&power transformer >10000 k	10,480	163,101	29,720	867,011
8504904900	Oth part of electrical transformers ofa capacity > 10,000 kva	417,710	980,703	919,134	1,912,278
8504905000	Other, for inductors of capacity<= 2500 kva	0	10,196	0	214,736
8504906000	Other, for inductors of capacity> 2500 kva	82	9,809	23,978	566,242
8504909000	Parts of goods of heading 8504 oth thansubheading 8504.10.	329,578	3,852,340	4,600,864	39,328,471
8505110000	Permanent magnet of metal	315,753	1,798,659	2,078,863	14,271,636
8505190000	Permanent magnet not of metal	972,409	7,398,557	6,218,319	61,136,589
8505200000	Electro magnetic couplings, clutchesand brakes	68,914	674,640	1,087,002	11,586,629
8505901000	Electro magnetic/permanent magnetchucks,clamps&similar holdg devices	48,524	430,074	1,019,248	9,127,532
8505902000	Parts of goods of subheading 8505.20	475	314,046	18,893	3,679,941
8505909000	Oth non-permanent magnet	180,164	2,307,789	1,472,823	19,820,641
8506101000	Manganese dioxide having external volume<=300 cm of primary cell/batteries	126,629	1,503,176	1,027,775	10,243,834
8506109000	Manganese dioxide having external volume> 300 cm of primary cell/batteries	65,014	9,364,509	364,291	52,921,297
8506300000	Mercuric oxide of primary cell/batteries	15	466	4,425	15,884
8506400000	Silver oxide of primary cell/batteries	828	4,865	18,387	34,262
8506500000	Lithium of primary cell/batteries	5,583	792,246	378,855	41,717,488
8506600000	Air-zinc of primary cell/batteries	14	3,664	28	8,997

I.3. IMPOR MENURUT KOMODITI / IMPORT BY HS COMMODITY
 *** DESEMBER / DECEMBER 2010 ***

HS	Uraian Komoditi Commodity Description	Berat Bersih / Net Weight (Kg)		Nilai / Value C.I.F (US\$)	
		Bulan ini Current Month	Kumulatif Cum.Jan. to date	Bulan ini Current Month	Kumulatif Cum.Jan. to date
8506801000	Zinc carbon, having an external volume<=300 cm of primary cell/batteries	10	126,230	230	409,318
8506802000	Zinc carbon, having an external volume> 300 cm of primary cell/batteries	0	3,899	0	36,366
8506809000	Other primary cell/batteries	221,710	2,861,528	4,180,441	16,339,226
8506900000	Parts of primary cells/batteries	96,548	1,409,546	868,134	10,342,595
8507101000	Lead-acid, for starting piston engineof a kind used for aircraft	1,186	17,122	8,580	85,416
8507109000	Lead-acid, for starting piston engineof a kind used not for aircraft	823,251	4,556,848	2,729,031	16,266,792
8507201000	Oth lead-acid accumulator of a kindused for aircraft	543	25,888	357,689	632,715
8507209000	Oth lead-acid accumulator of a kindused not for aircraft	1,036,531	13,623,988	3,809,616	50,647,556
8507300000	Nickel-cadmium of electric accumulatorsincluding separator therefor	25,458	284,742	1,011,044	6,797,780
8507400000	Nickel-iron of electric accumulatorsincluding separator therefor	4	280	254	117,249
8507801100	Lithium ion accumulators of a kind usedfor laptop (incl. notebook, subnotebook)	1,215	12,054	93,450	625,731
8507801900	Other lithium ion accumulators	81,127	467,751	6,852,117	21,228,549
8507802000	Oth accumulator of a kind used foraircraft	12	1,122	7,815	75,601
8507809000	Other accumulator	437,256	4,225,821	5,416,005	88,940,854
8507901100	Plate of goods of subheading 85.07.908507.10	348	2,643	928	37,585
8507901200	Plate of a kind used for aircraft	0	29	0	3,008
8507901900	Plates for other accumulators	46,827	348,874	86,907	848,186
8507909100	Other parts of a kind used for aircraft	116	440	7,078	75,942
8507909200	Battery separators in sheets, rolls/cutto size of materials oth than PVC	95,609	1,378,293	490,365	6,867,430
8507909300	Part of goods of subheading 8507.10.90	26,157	413,570	187,586	2,423,632
8507909900	Part of good of heading 8507.10 oth thansubheading 8504.10.90	44,525	559,179	215,148	6,281,689
8508110000	Vacuum cleaner with self-contained electa power < 1,500 w & a dust bag < 20 l	70,158	714,897	505,730	5,864,622
8508190000	Oth vacuum cleaners with self-containedelectric	17,073	273,634	134,394	1,575,053
8508600000	Other vacuum cleaners	32,530	928,266	286,851	5,809,782
8508700010	Part of vacuum cleaner for domestic use	2,705	115,509	25,630	1,264,180
8508700090	Part of vacuum cleaner other thandomestic use	1,339	37,618	17,186	451,105
8509400000	Food grinder&mixer,fruit/vegetable juiceextract with self-contained elect motor	304,492	3,734,627	2,011,620	19,692,533
8509801000	Floor polishers with self-containedelectric motor	17,372	161,357	152,138	838,522
8509809000	Oth electro-mechanic domestic applianceswith self-contained electric motor	28,604	259,292	290,170	1,621,424
8509901000	Part of goods of subheading 8509.80.10	662	32,520	2,601	192,648
8509902000	Part of goods of subheading 8509.40.10or 8509.80.90	448,281	3,093,116	656,555	5,960,207
8510100000	Shavers, with self-contained electricmotor	8,985	66,363	106,147	738,706
8510200000	Hair clippers, with self-containedelectric motor	4,188	44,609	15,905	159,698
8510300000	Hair-removing appliances,with self-contained electric motor	0	801	0	31,200
8510900000	Parts of shavers, with self-containedelectric motor	5,091	81,048	80,222	2,508,541
8511101000	Sparking plugs suitable for aircraftengines	3	15,379	1,786	189,915
8511109000	Other sparking plugs	88,163	1,092,514	370,043	7,090,105
8511200000	Ignition magnetos, magneto-dynamos,magnetic flywheels	82,014	755,276	788,222	8,452,929
8511302000	Unassembled distributors/ignition coilexcluding those for aircraft engines	13,731	118,800	303,008	2,116,013
8511309000	Other distributors; ignition coils	188,620	2,259,316	2,871,787	39,156,530
8511401000	Starter motors & dual purpose starter-generators for aircraft engines	18	48,698	252	2,574,619
8511402000	Other unassembled starter motors	16,382	200,929	105,678	2,062,152
8511403000	Starter motors for vehicles of heading87.01 to 87.05	249,187	2,509,982	2,925,209	27,917,920
8511409000	Other starter motor	170,376	2,262,152	2,691,151	36,326,344
8511501000	Other generator suitable for aircraftengines	180	2,554	5,179	171,872
8511502000	Other unassembled alternators	4,038	136,303	20,704	389,641
8511503000	Oth alternators for vehicles of heading87.01 to 87.05	346,401	3,607,170	3,735,348	41,671,098
8511509000	Other generators	100,397	2,147,526	1,175,861	21,632,784
8511800000	Other equipment of electrical ignitionor internal combustion engines	35,899	543,704	407,865	4,454,638
8511900010	Parts of goods for aircraft engines	23	30,430	1,674	5,882,988
8511900091	Contact points	9,455	138,526	288,879	4,403,705
8511900099	Other parts of electrical ignition/internal combustion engines	442,010	5,617,287	6,200,826	76,878,149
8512100000	Lighting/visual signalling equipmentof a kind used on bicycles	23,674	213,297	94,925	1,507,179
8512201000	Lighting/visual signalling equipmentfor motor cars, assembled	374,745	5,380,710	6,872,058	87,966,676
8512202000	Unassembled lighting/visual signallingequipment	36,411	290,468	747,194	3,007,918
8512209000	Other lighting/visual signallingequipment	67,473	867,839	1,061,933	9,236,162
8512301000	Horns and serenes, assembled	19,660	728,753	155,426	3,425,120
8512302000	Unassembled sound signalling equipment	31,768	205,016	1,008,795	5,385,379
8512309000	Other sound signalling equipment :	90,781	833,173	1,371,026	9,840,248
8512400000	Windscreen wiper, defroster & demisters	166,438	1,118,256	1,375,526	10,988,054
8512901000	Parts of goods of subheading 8512.10	855	25,861	22,704	195,728
8512902000	Parts of goods of subheading 8512.208512.30,/8512.40	106,566	1,865,115	2,098,197	31,773,854
8513101000	Miners helmet lamps	1,505	69,085	25,090	795,148
8513102000	Quarrymens lamps	3,607	56,297	8,136	94,049
8513109000	Other portable electirc lamps	319,605	6,409,987	1,390,295	21,807,536
8513903000	Parts of reflectors for flashlights;plastic switch	43,682	503,016	71,068	1,092,157
8513909000	Oth part of portable elect lamp designedto fuct by their own source of energy	174,012	1,117,711	266,290	3,349,098
8514100000	Resistance heated furnaces and ovens	196,247	1,202,431	505,949	8,342,306
8514202000	Oth furnace/oven function by inductionmanufact. of PCB/printed wiring board	317	9,057	9,134	164,394
8514209000	Oth furnaces/oven function by inductionor dielectric loss	238,328	1,534,165	1,834,722	9,505,710
8514302000	Oth elect furnace/oven for the manufactof PCB/printed wiring board	14,673	27,292	40,157	306,331
8514309000	Other furnaces and ovens	73,699	1,007,284	606,948	10,619,854
8514400000	Oth equipment for the heat treatment ofmaterials by induction/dielectric loss	16,973	392,705	451,168	4,318,584
8514902000	Part of industrial/laboratory electricfurnaces/oven for manufact.of PCB/PWB	1,463	142,993	51,844	2,176,377
8514909000	Other parts of furnaces and ovens	101,326	1,335,771	738,568	26,665,597
8515110000	Soldering irons and guns	67,417	389,131	190,942	1,298,664
8515191000	Mach and app for soldering componenton PCB/printed wiring boards	2,926	78,800	137,051	2,297,540
8515199000	Other brazing/soldering machines andapparatus	50,711	230,609	328,594	2,706,841
8515210000	Mach and app for resistance welding ofmetal fully/partly automatic	83,370	458,732	1,169,553	6,776,816
8515290000	Mach and app for resistance welding ofmetal non-automatic	296,080	1,266,183	903,884	6,590,387
8515310000	Mach and app for arc welding of metalfully/partly automatic	72,291	1,029,898	1,133,597	11,323,464
8515391000	AC arc welders, transformer type non-automatic	39,259	584,338	561,102	9,193,921
8515399000	Mach and app for arc welding of metalnon-automatic	188,404	1,977,090	1,145,734	15,470,306

I.3. IMPOR MENURUT KOMODITI / IMPORT BY HS COMMODITY
 *** DESEMBER / DECEMBER 2010 ***

HS	Uraian Komoditi Commodity Description	Berat Bersih / Net Weight (Kg)		Nilai / Value C.I.F (US\$)	
		Bulan ini Current Month	Kumulatif Cum.Jan. to date	Bulan ini Current Month	Kumulatif Cum.Jan. to date
8515801000	Electric mach & app for hot spraying of metals/sintered metal	6,590	69,295	109,972	1,041,097
8515809000	Electric mach & app not for hot spraying of metals/sintered metal	179,099	1,002,812	1,587,400	7,190,312
8515901000	Parts of AC arc welder, transformer type	11,998	122,630	124,111	1,785,016
8515902000	Parts of mach & app for soldering component on PCB/printed wiring boards	2,572	45,344	66,275	1,074,169
8515909000	Other parts in heading 8515	249,051	1,366,227	1,776,768	12,937,561
8516101000	Electric instantaneous/storage water heaters	124,170	1,364,511	929,846	9,313,647
8516103000	Electric immersion water heaters	2,420	33,454	41,418	166,588
8516210000	Storage heating radiators	38	2,536	1,393	19,666
8516290000	Oth electric space heating app/electric soil heating apparatus	9,671	107,862	65,230	1,117,836
8516310000	Hair dryers	19,928	125,015	166,522	1,067,043
8516320000	Other hair-dressing apparatus	45,128	445,263	137,816	1,693,521
8516330000	Hand-drying apparatus	8,209	68,220	109,038	684,093
8516401000	Electric smoothing irons of kind designto use steam from the indust boilers	10,352	63,168	27,829	263,431
8516409000	Other electric smoothing irons	60,507	1,370,954	374,541	6,025,008
8516500000	Microwave ovens	90,178	951,201	407,169	4,181,067
8516601000	Rice cookers	1,521,514	15,717,506	5,532,053	54,447,114
8516609000	Cooking plates,boiling rings,grillers &roasters	133,568	1,209,213	615,639	5,080,443
8516710000	Coffee/tea makers	24,088	168,834	328,111	1,668,599
8516720000	Toasters	46,636	177,261	218,446	948,331
8516791000	Kettles	26,260	170,661	154,405	878,363
8516799000	Other electro-thermic appliances	130,200	2,491,877	545,110	10,100,583
8516801000	Elect heating resistor for type-founding/type-setting mach; for indust. furnaces	3,031	16,219	18,268	596,620
8516802000	Sealed hotplates for domestic appliances	2,823	15,486	4,583	74,728
8516803000	Other electric heating resistors for domestic appliances	10,812	198,749	66,736	1,888,262
8516809000	Other electric heating resistors not for domestic appliances	32,362	517,779	403,240	9,277,012
8516902000	Parts of goods of sub 8516.33,816.50,8516.60, 8516.71/8516.79.10	340,652	3,182,335	936,661	7,708,813
8516903000	Parts of goods of sub 8516.10	91,317	867,726	280,143	2,320,872
8516909000	Other parts of goods of sub 8516	321,692	13,127,614	2,337,272	209,746,767
8517110000	Line telephone sets with cordlesshandsets	8,192	47,949	287,373	1,808,503
8517120000	Telephones for cellular networks/for other wireless networks	1,821,225	16,825,020	240,240,297	2,318,123,398
8517180000	Other telephone sets	51,846	511,195	1,669,298	7,046,139
8517610010	Set top boxes which have a communication functions of base station	25,592	151,580	1,025,549	6,567,033
8517610020	Base station for radio-broadcasting	0	11	0	200
8517610090	Other base stations	69,052	915,153	4,402,541	85,918,848
8517621000	Radio transmitters/receivers for simult.interpretaion at multilingual conference	28	4,320	3,969	959,662
8517622100	Control & adaptor units, incl. gateways,bridges and routers	10,907	426,769	1,872,350	28,039,797
8517622900	Oth unit of automatic data process mach other than those of heading 84.71	3,752	75,978	1,588,662	5,673,413
8517623000	Telephonic/telegaphic switching app	40,873	295,228	1,163,396	8,689,481
8517624100	Modems including cable modems and modem cards	30,229	348,603	1,343,083	22,026,375
8517624200	Concentrators/multiplexers	19,779	228,886	3,025,412	43,482,048
8517624910	Set top boxes which have a communi-funcof app for carrier-current line system	0	634	0	130,932
8517624990	Oth app for carrier-current line system for digital line systems	1,693	14,248	378,832	1,695,708
8517625100	Wireless lans	14,910	216,922	296,008	4,675,249
8517625200	Transmission/reception app for simultaneinterpretaion at multilingual conference	0	983	0	303,558
8517625300	Other transmission apparatus for radio-telephony/radio-telegaphy	168,275	1,146,827	34,820,237	222,936,986
8517625900	Transmission/reception app for simultaneinterpretaion at multilingual conference	360	36,356	51,021	2,079,715
8517626100	Transmission apparatus for radio-telephony/radio-telegaphy	0	13	0	8,850
8517626910	Data compression tools	0	110	0	19,508
8517626990	Oth machines for reception, conversion & transmission of voice or image	0	32	0	432
8517629000	Oth mach for the reception, conversion & transmis/regenerate of voice,images,d	12,975	1,338,410	2,410,130	77,403,647
8517699000	Oth app. for transmission/recept voices	5,354	155,106	301,538	2,414,290
8517701000	Parts of control and adaptor units incl.gateways, bridges, routers	2,988	41,030	213,282	6,618,437
8517702100	Parts of cellular telephones	928	14,116	91,570	737,660
8517702900	Oth parts of transmission app, oth than radio-broadcasting/television trans app	2,138	734,265	3,253,490	83,568,707
8517703100	Other printed circuit boards, assembled for line telephony/line telegraph	3,660	29,468	392,805	1,578,734
8517703200	Other printed circuit boards, assembled for radio-telephony/radio-telegaphy	786	6,112	19,329	198,535
8517703900	Other printed circuit boards, assembled for other	64,763	372,058	4,590,494	24,911,644
8517704000	Antennae of a kind used with apparatus for radio-telephony/radio-telegaphy	264,645	2,012,208	6,860,225	71,752,246
8517709100	Oth parts for line telephony or line telegraph	28,167	246,108	1,637,838	15,573,849
8517709200	Other parts for radio-telephony or radio-telegaphy	282,967	689,421	21,914,902	51,151,797
8517709900	Other parts in subheading 85.17.70	646,907	8,018,537	45,434,649	693,486,479
8518101100	Microphones having a frequency range of 300 hz to 3.4 khz	9,238	185,670	79,796	2,270,310
8518101900	Oth microphones, whether/not with their stands	47,677	639,826	410,990	4,133,816
8518109000	Other microphones	47,489	331,149	480,183	4,395,204
8518210000	Single loudspeakers, mounted in their enclosures	94,217	2,776,742	681,387	11,917,455
8518220000	Multiple loudspeaker, mounted in the same enclosures	128,809	1,343,278	716,808	7,318,029
8518291000	Box assembly speakers	6,444	195,881	64,866	1,194,766
8518292000	Loudspeakers, without housing, having a freq 300 hz to 3.4 khz	20,233	192,105	57,774	399,656
8518299000	Other loudspeakers	640,303	8,682,964	3,250,088	40,409,468
8518301000	Headphones	63,690	695,542	324,977	3,599,514
8518302000	Earphones	353,570	2,617,849	1,657,863	12,290,200
8518303100	Handsets for telephonic apparatus	6,281	41,442	45,750	227,000
8518303900	Other headphones and earphones, combined microphone/speaker sets	66,578	391,042	197,126	1,015,741
8518304000	Line telephone handsets	3	755	45	47,347
8518309000	Sets consisting of a microphone and one or more loudspeakers	34,788	308,110	415,323	2,665,475
8518401000	Audio-frequency electric amplifiers, having 6/more inputs signal lines	2,675	102,406	5,387	257,246
8518402000	Audio-frequency electric amplifier used as repeaters in line telephony	114	245	5,540	40,177
8518403000	Audio-frequency electric amplifier used as repeater in telephony not line tlpny	64	390	10,237	38,552
8518409000	Other amplifier listrik audio-frekuensi	143,011	847,782	782,058	15,916,255
8518500000	Other electric sound amplifier sets	8,258	410,443	49,495	2,378,848
8518901000	Parts of subhead 8518.10.11,8518.29.208518.30.40, 8518.40.20, inc print circuit	282,574	5,089,106	879,617	26,592,718
8518902000	Parts of goods of subheadings 8518.40.10	0	14,080	0	145,055
8518909000	Parts of goods of subheadings 8518.50.108518.50.20	750,752	10,030,957	4,830,611	73,867,132

I.3. IMPOR MENURUT KOMODITI / IMPORT BY HS COMMODITY
 *** DESEMBER / DECEMBER 2010 ***

HS	Uraian Komoditi Commodity Description	Berat Bersih / Net Weight (Kg)		Nilai / Value C.I.F (US\$)	
		Bulan ini Current Month	Kumulatif Cum.Jan. to date	Bulan ini Current Month	Kumulatif Cum.Jan. to date
8519200000	App operated by coins, banknotes, bankcard, token/by other mean of payment	0	617	0	52,287
8519300000	Turntables (record-decks)	7	219	12	1,224
8519500000	Telephone answering machines	0	7	0	79
8519811000	Pocket size cassette recorders, the dimensions of which < 170 x 100 x 45 mm3	130	6,185	86	187,667
8519812000	Cassette recorders, with amplifiers/loud-speakers, operate with ext. source-power	891	6,864	1,717	142,445
8519813000	Compact disc players	4,303	36,449	38,085	370,190
8519815000	Dictating mach not capable of operating without an external source of power	0	2	0	333
8519816000	Magnetic tape recorder incorp soundreproducing app, digital audio type	286	21,119	4,470	514,224
8519817000	Other sound reproducing app, cassette type	10	1,115	13	3,266
8519819000	Other apparatus using magnetic, optical or semi-conductor	5,578	68,391	210,029	3,317,223
8519891200	Cinematographic sound reproducers for film of a width of 16 mm/more	1	1	42	42
8519892000	Record-players with/without loudspeakers	0	971	0	27,878
8519899000	Other apparatus not using magnetic,optical/semiconductor	16,845	171,849	311,013	2,852,897
8521100000	Magnetic tape-type of video recording/reproducing apparatus with video tuner	10,979	50,561	192,056	1,334,964
8521901100	Laser disc player for used in cinemato-graphy, television/broadcasting	0	1,049	0	37,053
8521901900	Other laser disc players	39,450	423,155	233,635	2,102,693
8521909100	Oth video recording for used in cinematography, television/broadcasting	1,635	27,616	174,830	846,721
8521909900	Oth video recording/reproducing app, whether/not incorp. a video tuner.	66,633	1,346,977	1,290,454	16,655,235
8522100010	Pick-up cartridges for special used in cinematography, television/broadcasting	21,562	47,243	23,944	360,893
8522100090	Other pick-up cartridges	40,984	225,195	1,337,298	9,244,904
8522901000	PCB assemblies for TV, broadcasting cinematograph sound recorder/reproducer	128,647	1,206,625	602,353	5,467,475
8522902000	Printed circuit boards assemblies for telephone answering machines	0	16,132	0	389,918
8522904000	Audio/video tapedecks and compact disc mechanisms	31,640	410,575	605,865	6,541,956
8522905000	Audio/video reproduction heads, magnetic type, magnetic erasing heads and rod	1,211	46,776	21,085	1,667,713
8522909100	Oth parts, accessories of cinematograph sound recorders/reproducers	930	46,009	581,419	1,819,323
8522909300	Other parts and accessories for goods of subheading 8519.81/heading 85.21	56,704	580,654	3,030,602	23,470,470
8522909900	Other parts and accessories for goods of subheading 85.19 other than 85.19.81	338,966	2,888,982	6,602,652	59,641,983
8523211000	Cards incorporating a magnetic stripe unrecorded	18,957	149,820	831,022	5,189,112
8523212000	Cards incorporating a magnetic stripe recorded	391	21,026	34,585	4,009,469
8523291100	Magnetic tapes, of a width < 4mm for computer tapes, unrecorded	1	478	10	36,350
8523291200	Magnetic tapes, of a width < 4mm for video tapes, recorded	1	877	10	21,902
8523291910	Other magnetic tapes, of a width < 4mm unrecorded	0	47,208	0	192,950
8523291990	Other magnetic tapes, of a width < 4mm recorded	190	1,826	1,621	38,550
8523292100	Magnetic tapes, of a width >= 4mm, and < 6.5 mm for computer tapes, unrecorded	23,941	253,140	76,812	842,050
8523292200	Magnetic tapes, of a width >= 4mm, and < 6.5 mm for computer tapes, recorded	11,238	132,865	31,968	386,199
8523292910	Other magnetic tapes, of a width >= 4mm, and < 6.5 mm, unrecorded	151	267,154	20,711	1,839,103
8523292990	Other magnetic tapes, of a width >= 4mm, and < 6.5 mm, recorded	1,203	2,420	21,236	30,724
8523293100	Magnetic tapes, of a width >= 6.5 mm for computer tape, in pancake/jumbo, unrec	170	2,647	10,869	180,103
8523293200	Magnetic tapes, of a width >= 6.5 mm for other computer tapes, unrecorded	0	45	0	1,982
8523293300	Magnetic tapes, of a width >= 6.5 mm for other, in pancake/in jumbo form, unrecorded	0	7,398	0	27,402
8523293910	Oth magnetic tapes, of a width >= 6.5 mm, unrecorded	33,714	684,156	160,253	3,507,875
8523293990	Oth magnetic tapes, of a width >= 6.5 mm, recorded	1	138	1,464	86,761
8523294100	Magnetic discs for reproducing phenomena other than sound/image	0	1,489	0	97,595
8523294200	Magnetic discs for reproducing represent of instruction, data, sound, image	2,175	49,538	116,596	956,366
8523294300	Other magnetic discs, unrecorded	0	33,750	0	69,078
8523294400	Other magnetic discs, recorded	164	1,117	93,886	1,325,566
8523299100	Magnetic media for computer use, unrecorded	3,740	121,257	17,714	720,932
8523299300	Magnetic media for reproducing represent of instruction, data, sound, image	24,097	321,203	548,612	8,980,645
8523299900	Other magnetic discs	13,953	118,508	133,830	1,208,254
8523401100	Discs for laser reading systems for computer use, unrecorded	72,530	1,070,935	339,937	5,630,607
8523401200	Discs for laser reading systems for reproducing phenomena not sound/image	0	792	0	20,365
8523401300	Discs for laser reading systems for reproducing sound only	0	3,679	0	148,012
8523401400	Discs for laser reading system for represent of instruct, data, sound, image	3,756	14,302	1,596,107	12,770,493
8523401900	Other discs for laser reading systems	63	15,783	6,218	802,395
8523409100	Optical media for computer use, unrecorded	0	1,551	0	317,600
8523409400	Optical media for reproducing, represent of instruction, data, sound, image	17	721	1,933	276,597
8523409910	Other optical media, unrecorded	1	51,758	4,927	6,461,831
8523409990	Other optical media, recorded	1,998	28,111	87,791	2,434,308
8523511000	Solid-state non-volatile storage devices suitable for computer use, unrecorded	6	11,828	1,655	234,636
8523513000	Solid-state non-volatile storage devices represent. of instruct, data, sound, images	13	1,012	613	157,141
8523519010	Solid-state non-volatile storage devices unrecorded	6,281	84,926	180,359	2,264,830
8523519090	Solid-state non-volatile storage devices recorded	447	1,830	4,910	74,526
8523520000	Smart cards	155,749	1,778,061	7,070,020	82,822,370
8523591000	Proximity cards and tags	289	20,952	7,169	323,372
8523592000	Other semiconductor media, suitable for computer use, unrecorded	4,030	40,327	55,534	399,221
8523593000	Other semiconductor media, suitable for reproducing, phenomena not sound/image	3	66	734	35,341
8523594000	Oth semiconductor media, suitable repro, represent of instruct, data, sound, image	1,512	4,952	18,948	14,640,920
8523599010	Other semiconductor media, unrecorded	1,938	5,110	41,709	59,159
8523599090	Other semiconductor media, recorded	356	2,719	22,889	40,530
8523801000	Oth disc, tapes, solid-state non-volatile storage for computer use, unrecorded	227	8,533	200,237	6,854,627
8523802000	Oth disc, tapes, solid-state non-volatile storage for repro, pheno not sound/image	3	23	1,599	8,669
8523803000	Oth disc, tape, solid-state non-volatile storage for repro, represent of instruct, data, sound	118	491,280	6,755	4,255,322
8523804000	Gramophone records	235	235	7,113	7,113
8523809010	Oth discs, tapes, solid-state non-volatile storage unrecorded	28	129	6,073	8,421
8523809090	Oth discs, tapes, solid-state non-volatile storage recorded	127	3,085	5,286	271,958
8525500010	Transmission apparatus for radio-broadcasting	600	806	560,259	565,231
8525500020	Transmission apparatus for television	46	44,693	520	2,703,435
8525500090	Other transmission apparatus for other	453	72,662	14,705	5,396,518
8525600000	Transmission apparatus incorporating reception apparatus	2,709	23,257	232,482	1,390,852
8525801000	Web cameras	27,277	167,432	139,108	1,065,179
8525802011	Digital still image video cameras	285	39,961	34,652	4,230,822
8525802019	Other digital camera	136,947	1,159,072	2,880,635	33,095,299
8525802020	Video camera recorders	26,374	323,735	1,380,831	13,918,963

I.3. IMPOR MENURUT KOMODITI / IMPORT BY HS COMMODITY
 *** DESEMBER / DECEMBER 2010 ***

HS	Uraian Komoditi Commodity Description	Berat Bersih / Net Weight (Kg)		Nilai / Value C.I.F (US\$)	
		Bulan ini Current Month	Kumulatif Cum.Jan. to date	Bulan ini Current Month	Kumulatif Cum.Jan. to date
8525809000	Television camera	40,731	1,129,213	461,248	8,553,967
8526101000	Radar app, ground base,/of a kind forincorp in civil aircraft/seagoing vessel	1,535	7,398	141,636	689,000
8526109000	Other radar apparatus	3,205	113,537	647,881	2,581,903
8526911000	Radio navigational aid app, for incorpin civil aircraft/seagoing vessel	7,052	258,881	41,296	3,676,445
8526919000	Other radio navigational aid apparatus	3,248	80,865	477,154	4,053,311
8526920000	Radio remote control apparatus	138,409	676,106	2,231,051	12,448,207
8527120000	Pocket-size radio cassette-players	67	14,277	60	114,848
8527131000	Oth app combined with sound, recordingor reproducing apparatus, portable	6,073	123,871	62,091	2,753,228
8527139000	Oth app combined with sound, recordingor reproducing apparatus, not portable	634	4,048	258,494	644,097
8527191100	Reception app capable of plan, manage,monitor electromagnet spectrum portab	0	5,866	0	14,579
8527191900	Reception app capable of plan, manage,monitor electromagnet spect not portabl	41	9,901	3,442	202,524
8527199100	Oth radio-broadcast receiver can operatewithout exten source of power, portab	0	177,820	0	314,527
8527199900	Oth radio-broadcast receiver can operatewithout ext source of power,not portak	86	1,406	17,997	27,489
8527210000	Radio-broadcast receiver,use ext sourcepower combined with sound record app	68,670	793,404	2,263,306	18,828,256
8527290000	Radio-broadcast receivers,not capable ofoperate without exten source of powei	19,025	244,751	6,107,201	25,281,263
8527911000	Oth recept app for radio-broadcast,combi-ned with sound record app. portable	0	3,825	0	140,792
8527919000	Oth recept app for radio-broadcast,combi-ned with sound record app. not portak	6,966	223,819	109,878	2,588,376
8527921000	Oth recept app for radio-broadcast, notcombined with sound record app. portab	757	54,378	11,491	357,209
8527929000	Oth recept app for radio-broadcast, notcombi with sound record app not portabl	42,260	109,049	223,958	465,570
8527991000	Other reception app for radio-broadcast,portable	184	53,938	66,620	266,829
8527999000	Other reception app for radio-broadcast,not portable	7,013	32,396	520,167	725,194
8528411000	Colors cathode-ray tube monitor forused in auto data proc. system, hd 84.71	29,820	6,628,475	132,531	5,807,825
8528412000	B/w of cathode-ray tube monitor forused in auto data proc. system, hd 84.71	5,214	281,006	2,225	921,526
8528491000	Oth color cathode-ray tube monitor usedin auto data process system head. 84.71	5,647	82,053	433,709	6,823,979
8528492000	Oth b/w/monch color cathode-ray tubemonitor in auto data proc system,hd 84.7	36	2,896	645	102,919
8528511000	Projection type flat panel display unitfor auto data process system hd 84.71	221,987	1,911,338	5,725,421	55,894,211
8528512000	Oth color monitor use in an auto dataprocess system head. 84.71	897,511	13,345,717	25,351,416	405,273,181
8528513000	Other b/w/monochrome monitor used inautomatic data process system hd 84.7	3,875	14,441	37,970	497,064
8528591000	Oth colors monitors use in an auto data	53,710	323,468	517,512	5,340,829
8528592000	Other b/w/monochrome monitors	782	8,458	4,630	161,928
8528611000	Flat panel display types used in auto-data processing system head. 84.71	18,203	126,448	688,340	4,302,773
8528619000	Oth projector for used in an automaticdata process system head. 84.71	12,558	126,783	38,843	2,853,656
8528690000	Other projectors	10,223	143,829	211,744	1,458,966
8528711000	Recept app for TV, not design to incorpvideo display,with communication funct	3,391	6,391	34,096	125,219
8528719000	Other recept. app for TV, not design toincorporation a video display	22,713	195,937	345,464	3,446,576
8528721000	Other color receivers, battery operated	16	2,802	3,234	69,877
8528729000	Other color receivers, not batteryoperated	565,800	5,162,130	13,656,146	120,592,207
8528739000	Other b/w receiver, not battery operated	0	14,193	0	63,003
8529102000	Parabolic aerial reflector dishes fordirect broadcast,multi-media system&part	164,886	2,753,573	876,979	13,317,910
8529103000	Telescopic, rabbit & dipole antennae fortelevision/radio receivers	89,755	765,360	319,922	2,799,391
8529104000	Aerial filters and separators	27,043	271,560	1,100,429	8,203,209
8529106000	Feed horn (wave guide)	104,627	942,087	558,297	5,060,071
8529109200	Other aerial/reflector with transmittionapparatus for radio-broadcasting/tv	40,571	136,210	914,444	5,181,889
8529109900	Aerials&reflect.s of all kinds not forradio-telephony/radio-telegraphy	266,893	1,137,984	16,539,589	41,803,275
8529902000	Parts of decoders suitable for use withthe app of headings 85.25 to 85.28.	13,090	273,081	460,092	5,553,435
8529904000	Parts of digital cameras/video camerarecorders with app of hd 85.25 to 85.28	223,897	4,952,377	40,423,249	792,872,401
8529905100	Other PCB, assembled for goods ofsubheading 8525.50/8525.60	191	2,750	13,827	339,341
8529905200	Other PCB, assembled for goods of subhd8527.(13;19;21,29, 91 atau.99)	113,025	1,280,964	1,026,084	9,278,941
8529905300	Other PCB, assembled for flat paneldisplay of heading 85.28	63,591	427,386	1,735,731	11,380,027
8529905400	Other PCB, assembled for TV receiversof heading 85.28	66,364	747,007	536,035	6,167,155
8529905500	Other PCB, assembled for goods ofheading 85.28	324	649	20,314	71,113
8529905900	Other PCB	267,064	2,573,133	2,462,930	39,645,500
8529909100	Parts of TV receivers suitable forwith the apparatus of hd 85.25 to 85.28	2,125,841	28,605,195	28,829,757	353,639,773
8529909400	Parts of flat panel display for usewith the apparatus of hd 85.25 to 85.28	31,104	301,552	289,617	2,717,020
8529909900	Other parts suitable for usewith the apparatus of hd 85.25 to 85.28	433,878	9,514,720	8,608,596	163,920,258
8530100000	Elect. signall, safety/traffic controlequip for railways/tramways	9,209	19,792	696,511	5,351,084
8530800000	Elect. signall, safety/traffic controlequip for road,inland waterway,park fasc	12,351	152,824	217,422	3,410,403
8530900000	Part of electrical signall, safety/traffic control equipment	861	41,331	34,521	958,225
8531101000	Burglar alarms	18,628	118,735	138,360	801,575
8531102000	Fire alarms	13,276	522,917	603,241	7,044,768
8531103000	Smoke alarms	11,168	70,239	89,226	799,609
8531109000	Other alarms and similar apparatus	64,749	1,002,906	1,037,714	13,515,691
8531200000	Indicator panel incorp liquid crystaldevices (lcd)/light emitting diode (led)	166,734	1,966,944	9,916,880	111,242,647
8531801100	Door bells, buzzers and dings	17,974	88,191	44,226	420,025
8531801900	Other electric bells	1,095	59,045	61,436	1,431,771
8531802000	Flat panel displays(including electroluminescence, plasma and other technolog	642	180,746	18,023	4,845,551
8531809010	Telegraphic apparatus for ships enginerooms	42	4,075	2,392	52,793
8531809090	Other electric sound/visual signallingapparatus	9,496	216,588	262,419	2,716,641
8531901000	Parts incl, printed circuit assembliesof subheading 8531.20/8531.80.20	1,073	33,338	32,895	395,183
8531902000	Parts of door bells/other door soundsignaling apparatus	11	547	20	27,907
8531909000	Other parts of electric sound/visualsignaling apparatus	7,303	189,265	597,112	2,729,413
8532100000	Fixed capacitor design for use in 50/60hz circuit, reactive power >0.5 kvar	175,710	2,169,268	6,442,999	61,611,542
8532210000	Tantalum fixed capacitors	9,743	140,101	597,346	7,839,766
8532220000	Aluminium electrolytic fixed capacitors	313,444	3,555,372	8,226,368	72,800,514
8532230000	Ceramic dielectric,single layer of fixedcapasitor	21,560	307,338	1,071,789	15,495,817
8532240000	Ceramic dielectric, multilayer	53,898	620,476	3,725,690	42,025,297
8532250000	Dielectric of paper/plastics of fixedcapasitor	26,512	462,610	1,082,762	8,756,637
8532290000	Other fixed capasitors	188,296	3,126,840	5,049,152	57,909,553
8532300000	Variable/adjustable(pre-set)capacitors	39,456	396,141	1,412,031	9,400,127
8532900000	Parts of other fixed capasitors	409,846	3,920,271	16,698,069	135,701,428
8533101000	Fixed carbon resistors, composition/filmtypes surface mounted	27,598	412,964	1,460,268	17,298,679
8533109000	Fixed carbon resistors, composition/filmtypes not surface mounted	71,472	872,564	3,147,735	36,956,627
8533210000	Oth fixed resistors for a power handlingcapacity <= 20w	93,623	838,780	2,639,931	26,124,784

I.3. IMPOR MENURUT KOMODITI / IMPORT BY HS COMMODITY
 *** DESEMBER / DECEMBER 2010 ***

HS	Uraian Komoditi Commodity Description	Berat Bersih / Net Weight (Kg)		Nilai / Value C.I.F (US\$)	
		Bulan ini Current Month	Kumulatif Cum.Jan. to date	Bulan ini Current Month	Kumulatif Cum.Jan. to date
8533290000	Oth fixed resistors for a power handling capacity > 20w	68,206	628,474	3,255,999	25,221,186
8533310000	Wirewound variable resistors, rheostats, for a power handling capacity <= 20w	1,573	54,966	20,924	260,261
8533390000	Wirewound variable resistors, rheostats, for a power handling capacity > 20w	19,517	126,009	344,792	2,441,517
8533400000	Other variable resistors, including rheostats and potentiometers	42,151	462,431	1,782,046	15,671,887
8533900000	Parts of lectrical resistors	125,094	1,626,324	3,053,173	32,240,084
8534001000	Printed circuits, single-sided	79,086	1,111,309	2,965,393	29,931,617
8534002000	Printed circuits, double-sided	63,686	522,702	3,601,587	35,493,758
8534003000	Printed circuits, multi-layer	125,353	1,017,547	4,782,165	38,831,682
8534009000	Oth printed circuits	529,842	6,200,660	31,196,840	302,879,566
8535100000	Fuses for voltage >1000volts	57,875	424,766	954,295	6,789,508
8535211000	Automatic circuit breakers for a volt< 72.5 kv, moulded case type	9,305	64,962	224,107	1,231,873
8535219000	Automatic circuit breakers for a volt< 72.5 kv, other than moulded case type	152,091	1,025,894	3,487,661	22,841,067
8535290000	Automatic circuit breakers for a volt>= 72.5 kv, moulded case type	35,502	474,685	639,356	8,767,592
8535301000	Isolating switches, make-&-break switch suitable for a volt > 1 kv & < 40 kv	10,158	41,089	39,957	959,199
8535302000	Isolating switches, make-&-break switch for voltage >= 66 kv	21,322	395,175	414,447	3,692,138
8535309000	Isolating switches, make-&-break switch for voltage >= 40 kv and < 66 kv	176,820	712,065	1,911,695	11,572,004
8535400000	Lightning arresters, voltage limiters and surge suppressors	122,137	950,326	1,255,827	8,009,695
8535901000	Bushing and tap changer assemblies for electricity distrib/power transformers	77,886	766,978	1,119,096	20,103,829
8535909000	Oth elect app. for switch/protec. elect circuits, for make connect elect circuits	145,138	4,224,514	2,234,599	47,827,810
8536101000	Thermal fuses; glass type fuses for voltage <= 1000volts	41,581	621,976	1,192,235	12,775,303
8536109000	Other fuses for voltage <= 1000 volts	252,213	3,641,611	1,746,584	18,648,006
8536201000	Automatic circuit breakers moulded case type for voltage <=1000volts	218	85,312	7,047	868,022
8536202000	Auto-circuit breaker for incorp into elec-thermic for voltage <=1000volts	4	1,946	2,266	27,943
8536209000	Other automatic circuit breakers for voltage <=1000volts	54,890	529,454	335,876	6,482,505
8536300000	Oth apparatus for protecting electrical circuits	87,899	1,344,736	1,630,394	31,362,691
8536410000	Relay for a voltage <= 60 voltscircuits	79,553	1,116,913	1,999,021	24,167,308
8536490000	Relay for a voltage > 60 volts and <= 1000 volts	129,447	1,346,707	3,454,736	33,300,648
8536502000	Over current, residual current automatic switches for voltage <= 1000 volts	21,752	261,837	212,202	3,434,484
8536503100	High inrush switch, commutator for stoveranges, microphone switch, domestic u	11,745	312,024	53,343	1,827,263
8536503900	High inrush switch, commutator for stoveranges, microphone switch, not domestic	101,599	2,256,790	1,578,652	20,789,340
8536504000	Miniature switches for rice cooker/oven toasters	252	2,073	9,683	59,433
8536505000	Electronic AC switch consist of optical couple input, output circuits, elect switc	37,338	354,900	830,525	8,314,476
8536506100	Make, break switches for domestic use with rated current carry cap < 16 amps	89	9,091	4,618	100,829
8536506900	Make, break switch not for domestic use with rated current carry cap < 16 amps	56,255	133,663	231,293	1,645,598
8536509100	Starters for elect motor, fuses, switch, fuse, suitable for use in electric fans	32,503	713,263	976,078	8,962,485
8536509910	Smoke switches	1,271	23,958	39,804	824,443
8536509990	Oth electronic AC switches for voltage < 1000 v & acurrent <= 11 amps	886,826	4,378,551	11,367,630	78,873,475
8536611000	Lamp-holders of a kind for compact lamp or halogen lamps	1,754	71,084	10,938	275,252
8536619000	Lamp-holders oth than compact lamps/halogen lamps	188,190	1,781,163	491,042	4,477,013
8536691100	Telephone plugs for domestic use, rate current carrying capacity < 16 amps	130,684	332,114	302,050	4,453,713
8536691900	Telephone plugs not for domestic use, rate current carrying capacity < 16 amps	64,286	463,813	211,620	4,766,076
8536692100	Av sockets, cathode ray tube sockets for tv, radio receiv, cap<16amp, domestic use	109	4,829	613	57,981
8536692900	Av sockets, cathode ray tube sockets for tv, radio recv, cap<16amp, not domestic us	32,057	271,011	336,592	2,800,869
8536693100	Sockets, plug for co-axial cable, printed circts, domest use, radio equip, <16amps	1,298	13,854	10,698	184,498
8536693900	Sockets, plug for co-axial cable, printed circts, not domest use, radio equip, <16amp	47,052	466,400	575,639	9,612,161
8536699100	Other plug and sockets, domestic use, radio equip., acapacity < 16 amps	34,559	234,518	255,435	3,400,665
8536699900	Other plug & sockets, not domestic use, radio equip., acapacity < 16 amps	13,301	478,611	451,290	12,661,510
8536700000	Connectors for optical fibres, optical fibres bundles/cables	37,655	536,390	1,133,207	9,176,754
8536901100	Connection, contact elements for wires and cables; wafer probers	65,016	781,359	1,785,318	19,929,506
8536901900	Other connection, contact elements for wires and cables; wafer probers	97,640	1,658,059	2,400,156	44,242,600
8536902100	Junction boxes for domestic use, cap. <16 amps, for use elect fan/radio	10,469	532,812	175,176	9,522,615
8536902900	Junction boxes not for domestic use, cap. <16 amps, for use elect fan/radio	467,598	3,889,946	7,895,703	80,631,840
8536903100	Cable connectors consist of a jack plug, domestic use, <16amp, for elect fan/radio	66,439	687,662	984,107	8,872,927
8536903900	Cable connectors consist of a jack plug, not domestic, <16amp, for elect fan/radio	566,047	9,396,970	19,533,563	155,344,151
8536909100	Oth cable connect consist of jack plug, cap. <16 amps, for use elect fan/radio	18,736	219,080	199,386	3,034,450
8536909910	Connector & socket cable for ic, printed circuit	141,179	1,178,948	3,498,564	31,495,726
8536909990	Other connector and socket cable	760,313	7,663,811	14,928,684	158,104,410
8537101000	Switchboards & control panels for voltage <= 1000 volt	177,801	1,473,287	1,986,610	33,201,954
8537102000	Distribution boards for use with goods of hd.84.71,85.17,85.25 < 1000 volt	31,778	181,422	509,974	3,308,742
8537103000	Programmable logic controllers for auto-mach for trans. for voltage <=1000volt	24,667	242,957	370,997	3,039,460
8537109000	Oth board for elect control for voltage <= 1000volt	242,908	12,802,497	3,548,788	127,760,172
8537201100	Switchboards incorp. elect instrum for break, connect/protect elect circt>66 kv	4,266	300,683	18,408	2,758,283
8537201900	Switchboards incorp. elect instrum for break, connect/protect e-circt<1000v & >66kv	54,773	1,027,161	646,226	20,165,439
8537202100	Control panel incorp. elect instrum for break, connect/protect e-circuit > 66 kv	25,484	1,400,466	159,314	18,482,972
8537202900	Other control panels for a voltage >1,000 volts	184,158	1,938,797	4,224,969	32,694,374
8537209000	Oth board for electric control for a voltage > 1000 volt	188,570	3,982,082	5,136,385	42,205,884
8538101100	Parts of programmable logic controllers for auto mach for trans. for <=1000v	3,644	205,099	36,969	1,449,332
8538101200	Board, panel, console, desk, cabinets of use in radio equipment, voltage <= 1000v	0	636	0	17,858
8538101900	Oth board, panel, console, desk, cabinets of used in radio equipment, voltage<=100	70,291	634,982	1,472,047	8,104,586
8538102100	Parts of programmable logic control for auto-mach for trans. for voltage >1000 v	1,374	13,017	52,835	599,966
8538102200	Board, panel, console, desk, cabinets of a used in radio equip, voltage>1000 v	0	195	0	259
8538102900	Board, panel, console, desk, cabinets of used in radio equip, voltage>1000 v	137,634	1,243,027	1,925,766	18,340,783
8538901100	Oth board, panel, console, desk, cabinets connect for wires, wafer prober <=1000 v	80,021	794,981	1,632,505	18,922,756
8538901200	Parts of goods of subhd 8536.50.50,8536.69.30,8536.90.10 for voltage <=1000v	45,771	378,825	1,172,627	8,656,949
8538901300	Parts of goods of subheading 8537.10.20 for voltage <=1000 volt	83	12,622	1,342	364,106
8538901900	Other parts of boards, panels consoles, for voltage <=1000 volt	73,127	952,806	1,003,158	11,325,040
8538902100	Parts/printed circuit ass. of telephone plug connect for wires, wafer prober >1000v	2,932	118,236	65,027	1,692,978
8538902900	Other parts of boards, panels consoles, for voltage > 1000 volt	635,748	5,636,246	26,887,214	262,019,892
8539101000	Sealed beam lamp units for motor vehicles of chapter 87	96,639	1,063,408	530,465	5,976,263
8539109000	Other sealed beam lamp units	32,637	244,239	342,214	2,560,903
8539212000	Tungsten halogen for used in medical equipment	985	1,560	15,079	45,649
8539213000	Tungsten halogen for used for vehicles	67,812	587,539	814,301	6,172,148
8539214000	Other reflector lamp bulbs of tungsten halogen	5,453	68,437	156,633	417,215

I.3. IMPOR MENURUT KOMODITI / IMPORT BY HS COMMODITY
 *** DESEMBER / DECEMBER 2010 ***

HS	Uraian Komoditi Commodity Description	Berat Bersih / Net Weight (Kg)		Nilai / Value C.I.F (US\$)	
		Bulan ini Current Month	Kumulatif Cum.Jan. to date	Bulan ini Current Month	Kumulatif Cum.Jan. to date
8539219000	Oth tungsten halogen	23,915	272,435	350,234	3,597,730
8539222000	Other filament lamps, infra red, power<200 & voltage>100v in medical equip	0	1,264	0	4,196
8539223000	Other reflector lamp bulbs of a power<=200w & for voltage > 100 volt	1,090	11,717	17,296	135,811
8539229000	Other filament lamps, infra red, power<=200 w& voltage>100v	17,151	410,216	149,893	2,044,049
8539291000	Other filament lamps, excluding uvor infra-red lamps, in medical equipment	391	7,987	7,219	116,477
8539292000	Other filament lamps, excluding uvor infra-red lamps, for motor vehicles	63,530	1,015,048	1,162,457	18,492,455
8539293000	Other reflector lamp bulbs	3,967	144,588	57,021	1,568,467
8539294000	Flashlight bulbs; miniature indicatorbulbs, rated up to 2.25 v	2,617	60,722	166,484	1,027,069
8539295000	Other filament lamps, capacity > 200w &<=300w, voltage>100volts	61	5,661	2,919	86,468
8539296000	Other filament lamps, capacity < 200w &<=300w, voltage <= 100volts	10,631	30,660	214,857	1,730,604
8539299000	Other filament lamps, excl ultra-violetor infra-red lamps	107,091	1,413,272	1,213,849	10,964,584
8539311000	Tubes for compact fluorescent lamps	23,151	586,480	166,576	2,440,399
8539319010	Tube lamps	226,873	771,416	970,080	4,063,542
8539319020	Compact fluorescent lamps	43,289	157,647	431,426	1,068,041
8539319090	Other fluorescent, hot cathode	1,708,800	15,475,310	14,345,855	148,709,635
8539320000	Mercury/sodium vapour lamps; metalhalide lamps	24,710	371,415	572,606	6,393,928
8539391000	Tubes for compact fluorescent lamps,cold cathode types	39,957	636,366	102,057	1,280,773
8539392000	Discharge lamps for decorative andpublicity purposes	3,407	33,369	27,177	139,058
8539393000	Other fluorescent cold cathode types	590	10,039	5,244	74,340
8539394000	Electric lamps for mtr vehicle/cycles	17,830	352,356	131,243	3,690,041
8539399000	Discharge lamps, other than uv lamps	45,800	357,265	246,784	2,525,875
8539410000	Arc lamps	15	23,157	3,455	203,411
8539490000	Ultra-violet/infra-red lamps	43,110	311,010	397,557	5,006,868
8539901000	Part of alumi end caps for fluorescentlamps alum. screw caps for incand lamps	206,700	2,535,064	769,174	11,065,379
8539902000	Oth parts,for lamps of vehicles of allkinds	10,720	157,780	38,641	4,205,299
8539909000	Oth part of elect filament/dischargelamps including sealed beam lamp unit	392,747	4,300,429	2,252,027	41,214,100
8540110000	Color cathode-ray television picturetube incl video monitor cathode-ray tube	2,412,623	26,127,947	3,679,430	45,788,761
8540120000	B/w cathode-ray TV picture tubes,incl video monitor cathode-ray tubes	140,790	429,493	238,809	832,392
8540200000	Tv camera tubes; image converters andintensifiers; other photo-cathode tubes	32,431	223,182	390,361	1,519,121
8540401000	Data/graphic display tubes color foruse with articles of heading 85.25	32	4,293	1,667	361,871
8540409000	Data/graphic display tube color not foruse with articles of heading 85.25	1,193	21,814	8,298	198,457
8540500000	Data/graphic display tubes, black andwhite/other monochrome	5,242	40,902	70,012	398,731
8540600000	Other cathode-ray tubes	0	673	0	24,332
8540710000	Magnetrons of microwave tubes	51	2,757	10,285	200,583
8540790000	Travelling wave tube, carcinotrons exclgrid-controlled tubes of microwave tubes	53	9,056	48,002	340,936
8540810000	Receiver/amplifier valves and tubes	2	1,897	38	89,742
8540890000	Other valves and tubes	5,887	32,467	44,242	560,546
8540910000	Parts of cathode-ray tubes	239,260	2,214,125	2,253,929	28,147,657
8540991000	Parts of microwave tubes	6,689	40,933	19,839	245,962
8540999000	Other parts of thermionic, cold cathodeor photo cathode valves and tubes	2,011	14,135	70,353	265,259
8541100000	Diodes, other than photosensitive/lightemitting diodes	162,643	1,785,209	16,853,687	155,760,367
8541210000	Transistor with a dissipation rateof < 1 w	11,622	130,997	1,199,577	12,984,959
8541290000	Transistor with a dissipation rateof >= 1 w	116,939	1,640,134	7,784,548	74,764,288
8541300000	Thyristors,diacs and triacs, other thanphotosensitive devices	10,204	108,513	2,022,897	21,617,224
8541401000	Light emitting diodes	51,027	323,052	3,400,822	26,598,642
8541402000	Photocells, including photodiodes/photo-transistors	50,327	389,129	1,341,298	10,161,774
8541409000	Oth photosensitive semiconductor device,incluing photovoltaic cells	51,978	732,372	8,048,060	89,222,193
8541500000	Other semiconductor devices	39,103	351,338	1,690,972	14,472,120
8541600000	Mounted piezo-electric crystals	68,162	584,368	1,729,933	16,483,373
8541900000	Parts of diodes,transistors & similarsemiconductor devices	14,653	210,823	8,029,846	76,669,727
8542310000	Processors,controller, converter, logiccircuit, amplifier, clock timing circuit	214,414	3,312,312	29,512,016	338,371,112
8542320000	Memories of elect integrated circuits	50,300	423,307	5,836,688	45,452,953
8542330000	Amplifiers of elect integrated circuits	29,082	277,743	322,860	4,506,930
8542390000	Other electronic integrated circuits	231,259	3,090,923	62,896,000	683,125,178
8542900000	Parts of electronic integrated circuits	227,400	2,834,035	52,553,869	427,987,753
8543100000	Particle accelerators	68	7,173	1,548	354,932
8543200000	Signal generators	8,373	78,854	120,357	1,198,433
8543302000	Wet processing equip. for the applic.by immersion of chemical/elec.chemical	374	9,424	66,041	153,712
8543309000	Oth machines & app for electroplating,electrolysis/electrophoresis	23,634	668,735	807,208	30,406,312
8543701000	Electric fence energisers	6,722	109,277	24,730	1,861,298
8543702000	Remote control apparatus, other thanradio remote control apparatus	146,798	1,438,351	1,113,433	9,423,602
8543703000	Electrical machines with translationor dictionary functions	7,999	50,702	665,726	5,022,962
8543704000	Equip for the removal of dust particlesor elimination of electrostatic charge	844	30,044	41,872	604,399
8543705000	Integrated receiver/decoder ird fordirect broadcast multimedia systems	165,245	1,481,731	1,339,780	10,161,707
8543709010	Electrical mine detonators	11	16,996	51,410	264,003
8543709090	Other electrical detonators	190,953	2,530,085	1,831,844	20,040,993
8543901000	Parts of goods of subheading 8543.10/8543.20	196	11,265	18,301	185,569
8543902000	Parts of goods of subheading 8543.30.20	6,782	94,135	12,950	365,696
8543903000	Parts of goods of subheading 8543.70.30	0	180	0	4,050
8543904000	Parts of goods of subheading 8543.70.40	0	1,658	0	743,931
8543905000	Parts of goods of subheading 8543.70.50	10,578	153,725	59,608	393,834
8543909000	Other parts of goods of heading 8543	203,862	2,400,179	2,448,063	29,788,866
8544110010	Winding wire of copper, laquered/enamelled	358,679	4,654,763	3,046,625	41,571,641
8544110020	Winding wire of copper, cover with papertextile material/PVC	134,329	1,598,094	1,643,154	15,703,041
8544110030	Winding wire of copper, laquer/enamelled& cover with paper, textile material/P	63,350	879,913	718,911	8,364,918
8544110040	Winding wire of copper, rect cross-sect.and without connectors	123,149	1,590,626	1,142,983	10,636,460
8544110090	Other winding wire of copper	800,760	5,625,706	6,365,694	49,133,710
8544191000	Winding wire not of copper, laquered/enamelled	28,463	61,336	209,675	422,358
8544192000	Winding wire not of copperof manganese resistance wire	17,195	232,315	91,551	1,328,521
8544199000	Other winding wire not of copper	289,441	3,092,370	3,833,400	33,618,509
8544201000	Insulated cables fitted with connectors,for a voltage <=66.000volts	325,778	5,340,874	2,319,068	43,465,340
8544202000	Insulated cable not fitted withconnector for a voltage <=66.000volts	934,076	9,958,804	5,136,968	52,450,543
8544203000	Insulated cables fitted with connectorsfor a voltage >66.000volts	44,692	171,075	364,539	1,246,175

I.3. IMPOR MENURUT KOMODITI / IMPORT BY HS COMMODITY
 *** DESEMBER / DECEMBER 2010 ***

HS	Uraian Komoditi Commodity Description	Berat Bersih / Net Weight (Kg)		Nilai / Value C.I.F (US\$)	
		Bulan ini Current Month	Kumulatif Cum.Jan. to date	Bulan ini Current Month	Kumulatif Cum.Jan. to date
8544204000	Insulated cables not fitted with connectors for a voltage >66.000volts	24,967	1,648,746	328,284	11,680,398
8544301000	Wiring harnesses for motor vehicles	262,073	1,558,905	3,072,240	23,136,604
8544309000	Oth ignition wiring sets, oth wiring set for used in vehicles, aircraft/ships	780,541	8,920,529	15,582,957	107,578,552
8544421100	Telephone, telegraph, radio relay cables submarine, for communication, <= 80 v	5,985	94,824	29,038	935,499
8544421900	Other fitted with connectors for telecommunication, voltage <= 80 v	26,669	1,056,925	504,599	12,039,078
8544422000	Fitted with connectors for telecommunication voltage > 80 v & <= 1000 v	5,909	319,310	312,372	2,982,665
8544423000	Battery cables for voltage <= 1000 v	395	164,523	10,293	442,560
8544429000	Oth fitted with connector, for voltage <= 1000 volts	663,170	4,016,113	6,495,004	52,738,848
8544491100	Telephone, telegraph, radio relay cables submarine, not for communication, <=80 v	8,386	496,705	60,977	4,071,158
8544491900	Other fitted with connectors not for telecommunication, voltage <= 80 v	99,145	1,285,248	696,715	9,560,170
8544492100	Shielded wire for mfact. of auto-wiring harnesses, not for communication, <=80 v	688,504	6,318,049	7,686,004	65,993,250
8544492900	Oth fitted with connectors, <= 80 v, not for used for telecommunications	196,507	2,464,100	1,543,379	20,646,382
8544493100	Telephone, telegraph, radio relay cables submarine, for communic., >80v & <=1000v	13	2,729	413	64,015
8544493900	Oth fitted with connectors for telecommunication, voltage > 80 v and < 1000 v	251,818	1,686,749	1,856,475	12,223,525
8544494000	Other fitted with connectors, > 80 v & <= 1000 v of a kind not used for telecom	227,766	1,404,680	1,568,256	13,142,389
8544601000	Other electric conductors, volt > 1 kv and <= 36 kv	327	1,166,324	3,606	9,908,318
8544602100	Plastic insulated elec. cable having cross sec <= 400mm for 36kv <= 66kv	98	218,915	808	1,263,730
8544602900	Plastic insulated elec. cable having cross sec > 400mm for 36kv <= 66kv	357,948	4,470,535	2,766,227	22,218,246
8544603000	Other electric conductors, for a voltage > 66 kv	806	1,231,383	11,848	7,703,880
8544701000	Optical fibre cables teleph, telegraph, radio relay cables, submarine	63,032	1,187,789	286,371	10,501,863
8544709000	Other optical fibre cables	321,275	1,571,810	4,860,139	16,080,719
8545110000	Electrode of a kind used for furnaces	694,847	10,095,698	2,241,862	38,833,001
8545190000	Electrode of a kind used not for furnace	174,533	888,901	928,202	7,535,987
8545200000	Carbon brushes for electrical purpose	49,161	565,545	1,046,468	11,312,477
8545900010	Battery carbons	114,487	1,701,218	261,819	5,703,865
8545900090	Lamp carbon, oth articles of graphite/oth carbon, with/without metal	13,868	211,265	79,424	4,322,015
8546100000	Electrical insulators of any material of glass	266,115	2,351,823	611,816	6,016,924
8546200010	Ceramic bushing for transformer	110,813	1,167,958	809,021	6,316,580
8546200090	Oth elect insulators of any material of ceramics	681,628	6,816,695	926,295	8,950,734
8546900000	Oth elect insulators not of glass and of ceramics	235,734	2,736,316	841,300	14,016,474
8547100000	Insulating fitting of ceramics	21,602	610,774	443,301	10,118,430
8547200000	Insulating fitting of plastics	153,584	1,392,757	3,163,881	34,773,009
8547901000	Elect conduit, joints therefor, of base metal lined with insulating materials	5,430	1,068,330	73,226	30,754,274
8547909000	Oth insulating fittings for elect mach, appliances/equipment, being fittings	294,758	2,785,556	2,023,229	20,286,491
8548101100	Lead acid scrap of primary cells/battery/elect accumulators used in aircraft	0	8,656	0	32,455
8548101900	Other lead acid scrap storage batteries, drain/undrain	819	2,604	14,213	45,368
8548102900	Other waste and scrap containing mainly iron	0	14	0	311
8548103100	Waste, scrap copper of prim. cell/battery, elect accumulators of used in aircraft	0	2	0	381
8548109000	Other waste, scrap of primary cells, primary	26	271,618	1,556	23,105,918
8548901000	Image sensors contact type comprising a photo-conductive sensor element	13,211	290,005	892,067	8,954,026
8548902000	Printed circuit assemblies incl such assemblies for external connections	40,932	589,099	4,731,441	56,176,649
8548909000	Other electrical parts of mach and app, nes	68,307	1,429,948	1,603,948	27,950,349
8601100000	Rail locomotives powered from an external source of electricity	864,630	2,723,730	2,195,400	6,776,657
8601200000	Rail locomotives powered by electric accumulators	0	6,607	0	54,121
8602100000	Diesel-electric locomotives	331,779	864,312	9,245,755	22,164,595
8602900000	Locomotive tenders	0	1,381	0	11,047
8603100000	Self-propelled railway, tramway coach, van truck powered from ext. source of elec	0	1,193	0	25,628
8603900000	Self-propelled railway, tramway coach, van truck not power from ext source of elec	0	21,594	0	11,656
8604000000	Railway/tramway maintenance/service vehicles, whether/not self-propelled	0	36,318	0	124,286
8605000000	Railway/tramway passenger coach, not self-propelled, luggage van, post office coach	28,933	29,934	114,533	115,362
8606100000	Tank wagons and the like	1,141	1,654	2,334	15,004
8606300000	Self-discharging vans, wagons, oth than those of subheading 8606.10	0	1	0	993
8606900000	Railway/tramway goods vans & wagon not self-propelled, removable height > 60	285,754	340,384	555,100	666,995

I.3. IMPOR MENURUT KOMODITI / IMPORT BY HS COMMODITY
 *** DESEMBER / DECEMBER 2010 ***

HS	Uraian Komoditi Commodity Description	Berat Bersih / Net Weight (Kg)		Nilai / Value C.I.F (US\$)	
		Bulan ini Current Month	Kumulatif Cum.Jan. to date	Bulan ini Current Month	Kumulatif Cum.Jan. to date
8607110000	Driving bogies and bissel-bogies	8,462	30,037	127,414	216,340
8607120000	Other bogies and bissel-bogies	0	33,993	0	382,527
8607190000	Oth, including parts axles & wheels	239,150	4,150,304	1,240,978	21,447,137
8607210000	Air brakes and parts thereof	8,670	84,659	585,952	3,586,072
8607290000	Brakes and parts thereof other than airbrakes	1,959	341,521	37,291	1,588,108
8607300000	Hooks & oth coupling devices, buffers,and parts thereof	22,949	69,603	24,251	296,864
8607910000	Other parts of locomotives	6,585	67,986	553,625	2,885,577
8607990000	Other part of trolling stone	4,016	99,478	183,548	4,286,389
8608002000	Electromechanic equip of railway/tramwaytrack fixtures,fitting, mechanic signal	3,474	28,994	306,261	1,862,651
8608009000	Non-electromech equip of railway/tramwaytrack fixtures,fitting, mechanic signal	888	85,454	58,465	3,307,264
8609001000	Containers of metal design & equip forcarriage by one/more modes of transport	78,975	1,499,817	1,212,817	6,819,336
8609002000	Containers of wood design & equip forcarriage by one/more modes of transport	0	1	0	2
8609009000	Other containers design & equip forcarriage by one/more modes of transport	118,792	1,683,155	254,370	8,349,419
8701101100	Pedestrian controlled tractors, power<=22.5 kw for agricultural use	0	192,735	0	737,603
8701101900	Pedestrian controlled tractors, power<=22.5 kw oth than for agricultural use	0	9,213	0	34,849
8701102100	Pedestrian controlled tractors, power> 22.5 kw for agricultural use	0	14,490	0	143,632
8701102900	Pedestrian controlled tractors, power> 22.5 kw oth than for agricultural use	0	1,248	0	20,178
8701209000	Road tractors for semi-trailers, not ckd	1,131,418	8,515,540	4,460,820	44,153,657
8701301000	Track-laying tractors of a cylinder cap<= 1100 cc	6,150	196,527	31,638	1,973,445
8701302000	Track-laying tractors of a cylinder cap> 1100 cc	2	153,389	696	902,976
8701901100	Agriculture tractors of a cylinder cap<= 1100 cc	148,819	1,310,511	985,632	8,047,122
8701901900	Agriculture tractors of a cylinder cap<= 1100 cc	125,243	3,867,778	777,830	24,624,957
8701909100	Other tractors of a cylinder capacity<= 1100 cc	0	46,675	0	272,650
8701909900	Other tractors of a cylinder capacity> 1100 cc	17,788	1,258,003	135,507	10,028,803
8702101100	Motor vehicles for the transport >=10 p,a gross vehicle weight < 6 t, ckd,diesel	0	156,024	0	715,865
8702101200	Motor vehicles for the transport >=10 p,vehicle weight >=6t & < 18 t, ckd,diesel	0	12,000	0	8,900
8702101300	Motor vehicles for the transport >=10 p,vhcl weight >= 18 t & < 24 t, ckd,diesel	0	5,413	0	24,582
8702101400	Motor vehicles for the transport >=10 p,vehicle weight >= 24 t, ckd, diesel	0	51,113	0	961,099
8702102100	Motor vehicles for the transport >=10 p,vehicle weight < 6 t, not ckd, diesel	116,589	1,828,196	554,083	15,917,557
8702102200	Motor vehicles for the transport >=10 p,vhcl weight >=6t & <18t, not ckd, diesel	0	21,312	0	115,562
8702102400	Motor vehicles for the transport >=10 p,vehicle weight >= 24 t, not ckd, diesel	0	3,070	0	2,199
8703101000	Golf cars, including golf buggies	3,179	194,053	685	392,013
8703109000	Vehicles specially designed for travelon snow and similar vehicles	0	4,732	0	39,900
8703211000	Go-karts, cylinder capacity <= 1,000 ccinternal combust recipro piston engine	0	27,200	0	182,106
8703212910	Sedan/station wagons, <=1,000 cc,not ckdinternal combust recipro piston engine	0	990	0	10,525
8703212990	Other motor cars, <= 1,000 cc, not ckdinternal combust recipro piston engine	43,259	3,109,059	442,871	20,710,950
8703213000	Other vehicles, <= 1,000 cc, ckdinternal combust recipro piston engine	18,600	18,600	140,553	140,553
8703219000	Other vehicles, <= 1,000 cc, not ckdinternal combust recipro piston engine	0	411	0	5,480
8703221110	Sedan/station wagons, 1,000-1500 cc,ckdinternal combust recipro piston engine	0	105,716	0	435,240
8703221190	Other motor cars, 1,000-1500 cc, ckdinternal combust recipro piston engine	115,513	2,066,417	415,170	8,297,546
8703221910	Sedan/station wagon,1,000-1500cc,not ckdinternal combust recipro piston engine	641,861	18,964,636	6,753,190	190,632,364
8703221990	Oth motor cars, 1,000-1500 cc, not ckdinternal combust recipro piston engine	2,295,288	30,923,460	23,378,515	289,824,194
8703229000	Other vehicles, 1,000-1500 cc, not ckdinternal combust recipro piston engine	0	75,240	0	151,759
8703231000	Ambulances, 1500-3000 cc intern combustreciproating piston engine	0	2,930	0	12,211
8703234110	Sedan/station wagons, 1500-1800 cc, ckdinternal combust recipro piston engine	0	552	0	9,794
8703234190	Other motor cars, 1500-1800 cc, ckdinternal combust recipro piston engine	1	7,296	61	86,911
8703234290	Other motor cars, 1800-2000 cc, ckdinternal combust recipro piston engine	273,690	13,729,278	1,870,096	32,184,575
8703234310	Sedan/station wagons, 2000-2500 cc, ckdinternal combust recipro piston engine	0	1,640	0	48,700
8703234390	Other motor cars, 2000-2500 cc, ckdinternal combust recipro piston engine	337,636	4,626,562	2,114,872	35,273,069
8703234490	Other motor cars, 2500-3000 cc, ckdinternal combust recipro piston engine	0	2,200	0	7,088
8703235110	Sedan/station wagons, 1500-1800 cc, notinternal combust recipro piston engine	177,400	6,292,803	2,574,457	69,675,102
8703235190	Other motor cars, 1500-1800 cc, not ckdinternal combust recipro piston engine	442,008	3,575,657	4,222,781	24,668,936
8703235210	Sedan/station wagons, 1800-2000 cc, notinternal combust recipro piston engine	79,879	1,072,639	1,227,304	14,756,095
8703235291	Oth motor car,1800-2000 cc, (4x2) system,not ckd,int combust recipro pist engine	14,409	275,210	271,491	3,934,448
8703235292	Oth motor car,1800-2000 cc, (4x4) system,not ckd,int combust recipro pist engine	15,049	163,058	262,697	3,262,136
8703235310	Sedan/station wagon,2000-2500cc,not ckdinternal combust recipro piston engine	193,908	7,736,948	3,111,633	109,851,273
8703235391	Oth motor car,2000-2500cc, (4x2) system,not ckd,int combust recipro pist engine	360,615	15,085,518	5,498,883	194,072,415
8703235392	Oth motor car,2000-2500cc, (4x4) system,not ckd,int combust recipro pist engine	1,454	75,785	21,833	958,324
8703235410	Sedan/station wagon,2500-3000cc,not ckdinternal combust recipro piston engine	29,171	1,139,333	496,921	19,649,931
8703235491	Oth motor car,2500-3000cc, (4x2) system,not ckd,int combust recipro pist engine	55,938	116,451	676,280	1,627,603
8703235492	Oth motor car,2500-3000cc, (4x4) system,not ckd,int combust recipro pist engine	9,045	1,077,888	204,321	15,710,882
8703239210	Oth vehicle, 1800-2000 cc, (4x2) system,not ckd,int combust recipro pist engine	0	3,138	0	25,420
8703239420	Oth vehicle, 2500-3000 cc, (4x4) system,not ckd,int combust recipro pist engine	0	2,103	0	23,530
8703245010	Sedan/station wagons, > 3000 cc,not ckdinternal combust recipro piston engine	84,539	1,558,501	3,028,465	42,826,710
8703245091	Oth motor cars, > 3000 cc, (4x2) system,not ckd,int combust recipro pist engine	11,730	492,746	249,463	9,064,809
8703245092	Oth motor cars, > 3000 cc, (4x4) system,not ckd,int combust recipro pist engine	188,657	3,217,990	2,826,643	43,935,418
8703249000	Other vehicle, > 3000 cc, not ckdinternal combust recipro piston engine	0	20,597	0	2,154,102
8703311090	Other motor cars,<= 1500 cc, ckd, diesel	0	139	0	4,136
8703312000	Other motor cars, <= 1500 cc, not ckd,diesel	0	1,810	0	9,487
8703319000	Other vehicles, <= 1500 cc, not ckd,diesel	0	1,050	0	17,280
8703324110	Sedan/station wagon, 1500-2000 cc, ckddiesel	0	1,361	0	33,517
8703324990	Other motor cars, 2000-2500 cc, ckd,diesel	255,296	1,183,877	2,024,968	8,874,144
8703325100	Sedan/station wagon,1500-2000cc,not ckd,diesel	3,744	3,088,713	38,086	28,625,496
8703325900	Other motor cars, 1500-2000 cc, not ckd,diesel	1,054,670	20,072,474	11,883,623	199,697,341
8703326900	Oth vehicles, 2000-2500 cc, ckd, diesel	0	426,485	0	2,873,683
8703329100	Other vehicles, 1500-2000 cc, not ckd,diesel	22,373	105,552	319,420	1,566,910
8703329900	Other vehicles, 2000-2500 cc, not ckd,diesel	211,029	1,874,346	1,766,700	15,908,277
8703331000	Ambulances, > 2500 cc, diesel	26,228	26,228	10,608	10,608
8703334290	Other motor cars, > 3000 cc, ckd, diesel	0	1,100	0	52,376
8703335100	Other motor cars, 2500-3000 cc, not ckd,diesel	8,200	166,742	125,852	2,698,248
8703335200	Other motor cars, > 3000 cc, not ckd,diesel	13,203	325,111	295,828	4,586,436
8703339000	Other vehicles, > 2500 cc, not ckd,diesel	0	5,684	0	82,820
8703901000	Other ambulances	0	2,800	0	6,434

I.3. IMPOR MENURUT KOMODITI / IMPORT BY HS COMMODITY
 *** DESEMBER / DECEMBER 2010 ***

H S	Uraian Komoditi Commodity Description	Berat Bersih / Net Weight (Kg)		Nilai / Value C.I.F (US\$)	
		Bulan ini Current Month	Kumulatif Cum.Jan. to date	Bulan ini Current Month	Kumulatif Cum.Jan. to date
8703904300	Other motor car, 2000-2500 cc, ckd	0	949,485	0	6,375,975
8703905100	Other motor car, <= 1800 cc, not ckd	1,100	2,200	52,284	103,516
8703909000	Other vehicles, not ckd	0	4,339	0	76,478
8704101100	Damper designed for off highway,<= 24 t,ckd	0	329	0	1,833
8704101200	Damper designed for off highway, <=24 tnot ckd	57,402	131,987	624,220	983,819
8704102100	Damper designed for off highway, >24 t,ckd	0	2,036,058	0	25,745,641
8704102200	Damper designed for off highway, > 24 tnot ckd	6,227,247	86,155,581	82,837,973	917,450,584
8704211900	Other vans, <= 5 t, ckd, diesel	0	176,564	0	3,346,153
8704212900	Other vans, <= 5 t, not ckd, diesel	1,660,789	30,740,128	14,074,949	257,950,856
8704221100	Refrigerated vans, 5-6 t, ckd, diesel	0	170,450	0	3,804,059
8704221900	Other vans, 5-6 t, ckd, diesel	0	1,198,478	0	23,930,791
8704222900	Other vans, 5-6 t, not ckd, diesel	0	6,177	0	42,793
8704222911	Other vans, 6-10 t, ckd, diesel	0	913,037	0	5,916,068
8704222919	Other vans, 6-10 t, not ckd, diesel	0	64,038	0	310,137
8704224900	Other vans, 10-20 t, not ckd, diesel	21,600	237,732	589,277	2,610,166
8704232900	Other vans, 20-24 t, not ckd, diesel	0	17,656	0	109,550
8704233900	Other vans, > 24 t, ckd, diesel	125,845	726,240	1,065,042	3,332,323
8704234100	Refrigerated vans, > 24 t, not ckd,diesel	10,000	246,962	16,267	405,594
8704234200	Refuse collection vhcls having a refusecompres device, > 24 t, not ckd, diesel	9,919	9,919	16,236	16,236
8704234300	Tanker vehicles, > 24 t, not ckd, diesel	0	612,688	0	1,063,552
8704234900	Other vans, > 24 t, not ckd, diesel	3,056,388	22,282,471	20,922,881	82,051,699
8704311900	Other vans, <= 5 t, ckd, internalcombustion piston engine	0	920	0	3,000
8704312900	Other vans, <= 5 t, not ckd,internal combustion piston engine	445,360	8,426,599	3,021,496	53,913,600
8704324900	Other vans, 6-20 t, not ckd, internalcombustion piston engine	0	100,572	0	3,664,355
8704325900	Other vans, 20-24 t, ckd, internalcombustion piston engine	0	3,500	0	1,225
8704328100	Refrigerated vans, > 24 t, not ckd,internal combustion piston engine	0	12,586	0	15,686
8704328900	Other vans, > 24 t, not ckd, internalcombustion piston engine	0	7,000	0	63,773
8704901000	Motor vehicles for the transport of good, ckd	0	265,144	0	3,169,001
8704909000	Motor vehicles for the transport of good, not ckd	0	39,095	0	17,978
8705100000	Crane lorries	66,427	1,995,989	185,457	8,057,913
8705200000	Mobile drilling derricks	201,345	431,707	725,000	3,375,373
8705300000	Fire fighting vehicles	146,834	256,266	2,885,622	4,335,590
8705400000	Concrete-mixer lorries	514,079	2,983,523	1,127,283	10,354,527
8705905000	Street clean vhcl, incl cesspit emptiermobile clinic;spray lorries of all kinds	1,139	14,619	21,140	199,352
8705909000	Other special purpose motor vehicles	155,312	2,229,241	1,167,488	23,081,633
8706001100	Chasis fitted with engines for agri.tractors of subhd 8701.10/8701.90	0	2,531	0	45,602
8706001900	Oth chasis fitted with engines for vhclsof heading 8701	14	5,115	4,225	15,822
8706002000	Chasis fitted with engines for vehiclesof heading 8702	85	273,961	1,501	1,397,744
8706003000	Chasis fitted with engines for vehiclesof heading 8703	0	1,472	0	9,354
8706004000	Chasis fitted with engines for vehiclesof heading 8704	0	168,518	0	2,128,208
8706005000	Chasis fitted with engines for vehiclesof heading 8705	0	53,397	0	127,225
8707100000	Bodies for the vehicles of heading 8703	253,648	1,181,304	1,037,215	5,789,902
8707901000	Bodies for the vehicles of heading 8701	3,458	15,076	4,783	67,978
8707903000	Bodies for the vehicles of heading 8705	0	567	0	33,062
8707909000	Bodies for the vehicles of heading 8702,8704	146,319	1,169,795	541,416	6,771,357
8708101000	Bumper & parts for vehicles heading 8701	3,382	232,249	16,052	2,011,144
8708109000	Bumper & parts for vehicles heading 8702;8703;8704; 8705	247,423	2,615,206	2,403,581	24,906,947
8708211000	Safety seat belt for vehicles 8701	183	3,908	3,752	34,625
8708219000	Safety seat belt for vehicles 8702; 8703; 8704; 8705	114,748	1,098,138	969,181	8,164,996
8708291100	Component of door trim assembly for hd8701	465	9,738	11,212	255,011
8708291200	Component of door trim assembly for hd8703	122,979	834,737	1,570,931	10,257,738
8708291300	Component of door trim assembly for hd8705/subheading 8704.10	33,089	438,338	330,358	3,213,440
8708291900	Component of door trim assembly for hd8702 & 8704 (exlcuding 8704.10)	78,934	932,450	542,845	6,445,487
8708292000	Parts of safety seat belts of heading8701-8705	124,040	1,290,312	993,258	9,884,984
8708299100	Oth part, access of bodies for agricul.tractors of subhead 8701.10/8701.90	53	31,417	427	81,422
8708299200	Oth part, access of bodies for agricul.vehicles of heading 8701	135	2,319	3,662	51,959
8708299300	Oth part, access of bodies for agricul.of heading 8703	2,107,616	15,647,744	11,407,572	82,259,295
8708299900	Oth part, access of bodies for agricul.of heading 8702; 8704; 8705	451,489	5,134,174	4,351,655	46,961,022
8708301000	Brakes,servo-brakes; parts thereof forvehicles of heading 87.01	24,710	169,120	191,843	2,292,612
8708302000	Brakes,servo-brakes; parts thereof forvehicles of heading 87.03	357,372	3,679,197	4,886,189	50,175,148
8708309000	Brakes,servo-brakes; parts thereof forvehicles of heading 8702; 8704; 8705	401,506	4,587,850	2,857,256	35,640,649
8708401100	Gear boxes, unassembled for vehicles ofheading 87.03	400,264	3,772,291	8,485,726	75,228,757
8708401200	Gear boxes, unassembled for vehicles ofsubheading 8704.10/heading 8705	2,842	83,721	54,194	1,407,981
8708401900	Gear boxes, unassembled for vehicles ofhead 8701-8702 & 8704 (exlc 8704.10)	180,491	3,946,108	2,177,257	43,763,057
8708402100	Gear boxes, assembled for agri tractorsof subheading 8701.10/8701.90	0	4,291	0	36,434
8708402200	Gear boxes, assembled for oth vehicle ofheading 87.01	405	7,115	12,558	162,162
8708402300	Gear boxes, assembled for vehicle of hd87.03	348,585	2,761,773	5,448,137	35,980,649
8708402400	Gear boxes, assembled for vehicle ofsubheading 8704.10/heading 8705	57,631	409,104	69,563	806,754
8708402900	Gear boxes, assembled for vehicles ofheading 8702 & 8704 (exlcuding 8704.10)	16,720	182,643	341,771	3,483,507
8708409000	Parts of gear boxes	328,314	1,674,824	821,417	9,093,140
8708501100	Drive-axles with differential, unassablfor vehicles of heading 87.03	1,084,409	11,424,207	9,110,276	94,159,556
8708501200	Drive-axles with differential, unassablfor vhcl of subhead 8704.10/head 8705	1,368	797,292	58,410	21,226,154
8708501900	Drive-axles with differential, unassablfor vhcl hd 8701-8702&8704(exlc 8704.10)	221,250	1,793,620	617,439	6,285,389
8708502100	Drive-axles with differential, assabledfor agri tractor of subhd 870110,870190	0	7,193	0	25,946
8708502200	Drive-axles with differential, assabledfor other vehicles of heading 87.01	20,285	397,078	447,011	8,021,085
8708502300	Drive-axles with differential, assabledfor vehicles of heading 87.03	928,069	4,787,185	6,402,439	35,591,569
8708502400	Drive-axles with differential, assabledfor vhcl of subhd 8704.10/hd 87.05	11,775	692,017	166,767	9,456,070
8708502900	Drive-axles with differential, assabledfor vhcl of hd 8702,8704 (exlc 8704.10)	261,081	3,604,986	2,867,386	41,054,873
8708509000	Parts of drive-axles with differential,non-driving, axles	232,998	1,927,254	1,255,341	11,323,896
8708701100	Wheel centre discs and caps for agritractors of subheading 8701.10/8701.90	3,253	68,641	17,873	525,803
8708701200	Wheel centre disc & cap for oth vehicleof heading 87.01	4,843	112,122	29,012	551,559
8708701300	Wheel centre disc & cap for oth vehicleof heading 87.03	286,688	4,311,667	1,464,090	12,003,620
8708701400	Wheel centre disc & cap for oth vehicleof subheading 8704.10/heading 87.05	88,252	1,269,396	102,857	2,955,255

I.3. IMPOR MENURUT KOMODITI / IMPORT BY HS COMMODITY
 *** DESEMBER / DECEMBER 2010 ***

H S	Uraian Komoditi Commodity Description	Berat Bersih / Net Weight (Kg)		Nilai / Value C.I.F (US\$)	
		Bulan ini Current Month	Kumulatif Cum.Jan. to date	Bulan ini Current Month	Kumulatif Cum.Jan. to date
8708701900	Wheel centre disc & cap for oth vehicleof heading 8702 & 8704 (exlc 8704.10)	1,146,062	8,835,870	1,557,698	13,835,562
8708709100	Other road wheel for agri tractors ofsubheading 8701.10/8701.90	128	11,374	1,839	150,698
8708709200	Other road wheel for oth vehicles of hd87.01	112	10,458	60	67,361
8708709300	Other road wheel for vehicles of head87.03	116,747	595,684	549,852	3,125,383
8708709400	Other road wheel for vehicles of subhd8704.10/heading 87.05	680	134,831	227	865,818
8708709900	Other road wheel for vehicles of head8702 & 8704 (exlcuding 8704.10)	714,619	4,463,021	963,699	8,630,507
8708801100	Suspension systems for agri tractors ofsubheading 8701.10/8701.90	269	9,248	6,481	198,869
8708801200	Suspension systems for oth vehicles ofheading 87.01	1,223	84,489	13,424	1,375,205
8708801300	Suspension systems for vehicles of head87.03	60,688	800,274	371,547	3,481,424
8708801400	Suspension systems for vehicle of sebhd8704.10/heading 87.05	17,976	177,976	410,959	2,353,822
8708801900	Suspension systems for vehicle of sebhd8702 & 8704 (exlcuding 8704.10)	127,275	1,325,180	473,846	5,553,546
8708809000	Parts of suspension systems (incl shock-absorbers)	340,256	3,425,116	4,323,483	40,013,572
8708911100	Radiators systems for agri tractors ofsubheading 8701.10/8701.90	17	30,321	921	208,492
8708911200	Radiators for other vehicles of heading87.01	427	21,612	14,838	474,568
8708911300	Radiators for vehicles of heading 87.03	76,521	459,600	456,226	3,030,516
8708911400	Radiators for vehicles of subhd 8704.10or heading 87.05	12,115	176,010	203,469	2,667,731
8708911900	Radiators for vehicles of heading 87.02,8704 (exlcuding 8704.10)	87,423	1,126,354	716,472	8,898,003
8708919000	Parts of radiator	136,606	1,900,480	2,046,659	24,887,580
8708921000	Silencers (mufflers),exhaust pipe; partsfor vehicles of heading 87.01	3,234	19,665	52,761	188,354
8708922000	Silencers (mufflers),exhaust pipe; partsfor vehicles of heading 87.03	495,540	4,908,108	5,697,548	51,810,320
8708923000	Silencers (mufflers),exhaust pipe; partsfor vhl of subhd 8704.10/head 87.05	1,089	9,830	28,540	203,655
8708929000	Silencers (mufflers),exhaust pipe; partsfor vhl of hd 8702,8704 (exlc 8704.10)	69,879	1,252,852	662,358	11,372,962
8708931000	Clutches and parts thereof for agritractors of subhd 8701.10/8701.90	428	9,726	9,137	137,689
8708932000	Clutches, parts thereof for oth vehicleof heading 87.01	476	21,657	5,241	217,732
8708933000	Clutches, parts thereof for oth vehicleof heading 87.03	338,320	4,727,786	3,958,269	53,345,108
8708934000	Clutches, parts thereof for vehicles ofsubheading 8704.10/heading 87.05	8,091	105,559	176,210	1,752,212
8708939000	Clutches, parts thereof for vehicles ofheading 8702 & 8704 (exlcuding 8704.10)	218,798	2,488,617	1,028,504	14,193,118
8708941000	Steering wheels with airbag assemblies	7,530	153,173	60,375	1,728,564
8708949100	Oth steering wheels, columns,boxes foragri. tractors of subhd 8701.10,8701.90	5,465	123,753	22,582	432,051
8708949200	Oth steering wheels, columns,boxes forother vehicles of heading 87.01	348	9,169	14,640	266,101
8708949300	Oth steering wheels, columns,boxes forvehicles of subheading 87.03	820,006	7,641,717	10,321,566	97,573,714
8708949900	Oth steering wheels, columns,boxes forfor vehicles of head 8702, 8704, 8705	191,513	1,254,940	2,045,673	13,912,749
8708951000	Safety airbags with inflater system	54,264	525,580	641,703	7,361,553
8708959000	Parts of safety airbags with inflaterssystem	19,756	159,596	673,404	4,667,137
8708991100	Unassembled fuel tank;engine bracket forvehicles of heading 87.01	3,716	620,628	58,022	6,705,336
8708991200	Unassembled fuel tank;engine bracket forvehicles of heading 87.03	165,976	1,460,282	1,468,720	16,018,553
8708991900	Unassembled fuel tank;engine bracket forvehicles of head 87.02; 87.04; 8705	87,486	901,394	443,394	6,169,276
8708999100	Other parts and accessories for agritractors of subhd 8701.10/8701.90	99,665	485,671	238,557	2,565,417
8708999200	Other parts,acces for other vehicles ofheading 87.01	6,871	121,530	223,661	2,677,023
8708999300	Other parts,acces for other vehicles ofheading 87.03	7,226,855	56,163,188	55,576,953	468,503,867
8708999900	Other parts,acces for other vehicles ofheading 87.02, 8704, 8705	3,801,611	48,942,536	26,863,112	385,875,684
8709110000	Electrical vehicles	2,816	56,390	26,831	292,667
8709190000	Non elect work truck,self-propelled,notfitted with lift/handl equip,in factory	58,767	756,499	91,001	4,480,175
8709900000	Part of work trucks,self-propelled, notfitted with lift/handl equip, in factory	103,234	268,565	199,223	1,324,349
8710000000	Tanks, other armoured fighting vehicles,motorised, with weapons/not, & parts	34,061	602,987	2,643,361	62,471,918
8711101100	Motorcycle,incl moped,scooters, recipoint combust piston engine < 50 cc, ckd	0	72,394	0	234,500
8711101900	Other motorcycles, reciprocatinginternal piston engine < 50 cc, ckd	0	1,455	0	40,144
8711109100	Motorcycle,incl moped,scooters, recipoint combust piston engine <50 cc,not ckd	3,107	14,337	16,380	80,308
8711109900	Other motorcycles, recipro int pistonengine < 50 cc, not ckd	0	9,890	0	38,997
8711201010	Motocross motorcycles, with recipoint combust pist engine, 50-250 cc, ckd	0	134	0	6,413
8711201090	Motocross motorcycles, with recipro intcombust pist engine, 50-250 cc, not ckd	8,972	637,319	253,728	2,018,336
8711202100	Motorcycles, scooters, with recipro intcombust piston engine, 50 -125 cc, ckd	4,720	46,933	28,320	219,419
8711202300	Motorcycles, scooters, with recipro intcombust piston engine, 150 -200 cc, ckd	21,427	172,703	141,120	1,131,900
8711202400	Motorcycles, scooters, with recipro intcombust piston engine, 200 -250 cc, ckd	431	651	3,000	8,895
8711203000	Other motorcycles, recipro int pistonengine, 50 -250 cc, ckd	1,302	271,211	3,346	195,617
8711204100	Motorcycles, scooters, with recipro intcombust piston engine, 50-125 cc,not ckd	10,786	510,974	43,652	6,293,613
8711204200	Motorcycles, scooters, with recipro intcombust piston engine, 125-150cc,not ckd	68,347	1,628,500	439,051	9,913,799
8711204300	Motorcycles, scooters, with recipro intcombust piston engine, 150-200cc,not ckd	82,728	1,194,314	533,780	8,232,828
8711204400	Motorcycles, scooters, with recipro intcombust piston engine, 200-250cc,not ckd	305,313	2,032,269	5,251,703	35,500,395
8711209000	Other motorcycles, recipro int pistonengine, 50 -250 cc, not ckd	0	63,295	0	291,200
8711301090	Motocross motorcycles, with recipro intcombust pist engine, 250-500 cc, not ckd	0	9,445	0	122,317
8711309000	Other motorcycles, recipro int pistonengine, 250 -500 cc, not ckd	4	342	275	14,548
8711401090	Motocross motorcycles, with recipro intcombust pist engine, 500-800 cc, not ckd	0	23,792	0	336,539
8711409000	Other motorcycles, recipro int pistonengine, 500 -800 cc, not ckd	1,394	50,009	53,061	1,059,770
8711502000	Other motorcycles, recipro int pistonengine, > 800 cc, ckd	9,889	13,445	748,068	800,259
8711509000	Other motorcycles, recipro int pistonengine, > 800 cc, not ckd	13,343	72,854	608,135	3,761,381
8711905000	Other motorcycles, ckd	0	19,200	0	47,907
8711909000	Other motorcycles, not ckd	456	29,547	7,400	750,335
8712001000	Racing bicycles	38,075	66,571	58,803	192,300
8712002000	Bicycles designed to be ridden bychildren	1,182,824	17,611,512	890,598	12,533,001
8712003000	Other bicycles	1,656,190	15,067,700	1,515,331	10,485,058
8712009000	Other cycles	1,447,966	16,883,873	1,702,802	18,668,482
8713100000	Carriages for disabled persons, notmechanically propelled	1,875	392,512	10,795	983,163
8713900000	Carriages for disabled persons,mechanically propelled	22,116	347,007	66,623	812,148
8714110000	Saddles of motorcycles (incl. mopeds)	18,827	123,404	29,444	415,375
8714190010	Clutch assembly of motorcycles(incl. mopeds)	162,599	2,081,429	2,129,078	28,601,279
8714190020	Gear assembly of motorcycles(incl. mopeds)	320,600	4,441,546	1,154,393	16,903,125
8714190030	Spokes/nipples of motorcycles(incl. mopeds)	4,345,731	40,053,072	25,600,847	266,290,936
8714190040	Oth part & acces, for motorcycles ofsubheading, 8711.10, 8711.20/8711.90	292,733	3,571,664	119,522	2,839,332
8714190090	Oth part & acces, for motorcycles ofsubheading, 8711.30, 8711.40/8711.50	2,369,937	18,955,954	2,520,079	51,548,572
8714201100	Castors of a dia (incl. tyres) 76-100 mmthat the wheel width > 30 mm	0	23,495	0	10,608
8714201200	Castors of a dia(incl. tyres) 101-250 mmthat the wheel width > 30 mm	1,291	1,310	5,008	5,313
8714201900	Castors of a dia(incl. tyres) > 250 mmthat the wheel width > 30 mm	4,990	22,318	20,361	144,183

I.3. IMPOR MENURUT KOMODITI / IMPORT BY HS COMMODITY
 *** DESEMBER / DECEMBER 2010 ***

HS	Uraian Komoditi Commodity Description	Berat Bersih / Net Weight (Kg)		Nilai / Value C.I.F (US\$)	
		Bulan ini Current Month	Kumulatif Cum.Jan. to date	Bulan ini Current Month	Kumulatif Cum.Jan. to date
8714209000	Other parts of carriages for disabled persons	6,595	95,372	15,193	229,265
8714911000	Frames & forks for bicycles of subhead 8712.00.20	340,714	1,813,295	1,006,514	3,364,281
8714919000	Oth parts of forks	332,570	2,991,182	1,858,561	19,883,059
8714921000	Wheel rims and spokes for bicycles of subheading 8712.00.20	186,358	719,014	600,049	1,658,581
8714929000	Other wheel rims and spokes	275,868	1,835,684	1,123,508	8,227,582
8714931000	Hubs, (excl coaster brake hub, hub brake, free/sprocket-wheel), bicycle 8712.00.2	28,341	204,213	139,968	673,799
8714939000	Oth hub, (excl coaster braking hub, hub brake, free/sprocket-wheel)	234,745	1,593,374	847,223	7,412,826
8714941000	Brakes, (incl coast brake hub, hub brake) for bicycles of subheading 8712.00.20	69,213	593,799	217,689	1,430,273
8714949000	Oth brakes, (incl coaster braking hubs, hub brakes)	243,820	2,794,527	1,649,436	13,131,849
8714951000	Saddles for bicycles of subhd 8712.00.20	28,961	343,100	30,073	367,241
8714959000	Other saddles	135,276	1,166,183	423,622	3,531,852
8714961000	Pedals and crank-gear, & parts thrf for bicycles of subheading 8712.00.20	38,615	309,757	43,289	303,903
8714969000	Other pedals and crank-gear, & parts thrf	205,577	2,255,389	480,945	6,764,001
8714991000	Parts & accessories of bicycle of subhd 8712.00.20	1,271,693	12,290,834	9,538,389	87,672,041
8714999000	Parts & accessories of vehicle of head 87.11 to 87.13. (excl. 8712.00.20)	2,210,423	17,686,786	6,051,723	44,855,481
8715000000	Baby carriages, trailers, semi-trailers, oth vhcl, not mechanically propel; & part	267,987	1,973,921	638,860	4,894,988
8716100000	Trailers & semi-trailers of the caravan type, for housing/camping	1,035	4,610	1,745	10,995
8716200000	Self-loading/self-unloading trailers & semi-trailers for agricultural purposes	0	132,440	0	209,218
8716310000	Tanker trailers, tanker semi-trailers for the transport of goods	21,950	711,171	102,590	5,581,004
8716394000	Agricultural trailers and semi-trailers	126,009	390,713	703,920	2,041,539
8716399000	Other trailers and semi-trailers for the transport of goods	0	649,516	0	1,353,549
8716400000	Other trailers and semi-trailers	1,376,323	4,368,536	732,759	9,124,123
8716801000	Cart, wagon, sack truck, hand trolleys & similar hand-propelled vhcl used in fact	32,281	550,753	82,030	1,402,604
8716802000	Wheelbarrows a kind used in factory/workshops	194,126	1,443,546	156,739	938,949
8716809000	Oth vehicles, not mechanically propelled	36,967	488,392	167,998	1,806,765
8716901100	Wheels for trailers and semi-trailers	234,691	2,822,381	199,920	4,339,202
8716901300	Oth parts for goods of subheading 8716.20	41,873	193,253	141,065	437,182
8716901900	Other parts for trailers, semi-trailers	504,688	4,023,215	988,326	13,837,181
8716909100	Parts for goods of subhead 8716.80.10 or 8716.80.20	181,047	935,873	249,275	1,238,011
8716909900	Other parts for other vehicles	172,659	2,206,017	298,982	6,661,316
8801000000	Balloon, dirigibles, glider, hang gliders and other non-powered aircraft.	0	780	0	7,323
8802110000	Helicopters of an unladen weight <= 2,000 kg	0	16,265	0	17,366,766
8802120000	Helicopters of an unladen weight > 2,000 kg	2,250	21,968	2,451,500	35,671,418
8802201000	Aeroplanes of an unladen weight <= 2,000 kg	997	20,197	6,376	3,238,951
8802209000	Other aircraft of an unladen weight, <= 2,000 kg	0	991	0	1,371,825
8802301000	Aeroplane of an unladen weight > 2,000 kg and <= 15,000 kg	9,261	2,056,570	6,223,744	55,407,976
8802309000	Other aircraft of an unladen weight > 2,000 kg and <= 15,000 kg	0	9,000	0	4,067,235
8802401000	Aeroplanes of an unladen weight > 15,000 kg	368,182	4,620,020	172,742,580	3,023,621,246
8802600000	Spacecraft (including satellites) and suborbital, spacecraft launch vehicles	0	1	0	5,000
8803100000	Propellers, rotors, parts thereof of heading 88.01/88.02.	2,386	32,949	272,655	4,638,616
8803200000	Under-carriages, parts thereof heading 88.01/88.02.	9	10,375	10,137	1,135,915
8803300000	Other parts of aeroplanes/helicopters heading 88.01/88.02.	73,820	1,399,662	43,594,232	311,213,138
8803901000	Parts of telecommunication satellites	0	8,806	0	1,092,350
8803902000	Parts of balloons, gliders/kites	0	821	0	55,405
8803909000	Other parts of goods of heading 88.01 or 88.02	6,630	70,142	10,141,720	33,926,822
8804000000	Parachutes (incl dirigible parachutes, paragliders) & rotocrafts, parts, acces thrf	3,005	13,348	1,280,209	5,057,707
8805100000	Aircraft launching gear, part thereof, deck arrestor/similar gear, part thereof	0	1,037	0	23,700
8805210000	Air combat simulators & parts thereof	1,003	8,701	2,729,260	24,488,469
8805291000	Ground flying trainers	0	14,890	0	695,746
8805299000	Parts of ground flying trainers	172	77,189	468	4,974,596
8901101000	Cruise ships, excursion boats, ferry-boats of gross tonnage <= 26 ton	0	764,309	0	343,498
8901102000	Cruise ships, excursion boats, ferry-boats of gross tonnage > 26 but <= 250 ton	46,288	23,685,382	210,728	7,949,885
8901103000	Cruise ships, excursion boats, ferry-boats of gross weight > 250 but <= 500 ton	2,267,000	9,064,922	3,800,000	14,792,424
8901106000	Cruise ships, excursion boats, ferry-boats of gross tonnage > 500 ton	0	37,224	0	96,000
8901205000	Tankers of gross tonnage > 4000 but <= 5000 ton	1,248,000	27,588,751	1,834,050	37,410,974
8901206000	Tankers of gross tonnage > 5000 ton	9,542,000	304,413,034	13,126,236	310,611,713
8901306000	Refrigerated vessels, oth than tankers of gross tonnage > 5000 ton	0	91,832,000	0	81,657,500
8901901100	Other vessels, not motorised of gross tonnage <= 26 ton	0	38,016	0	110,830
8901901200	Other vessels, not motorised of gross tonnage > 26 but <= 250 ton	0	2,078,623	0	10,614,129
8901901400	Other vessels, not motorised of gross tonnage > 500 ton	78,240,585	233,654,378	28,272,725	229,894,224
8901902100	Other vessels, motorised of gross tonnage <= 26 ton	0	54,051	0	492,677
8901902200	Other vessels, motorised of gross tonnage > 26 but <= 250 ton	0	2,353,000	0	7,789,131
8901902300	Other vessels, motorised of gross tonnage > 250 but <= 500 ton	1,381,000	9,859,554	923,692	15,050,702
8901902400	Other vessels, motorised of gross tonnage > 500 but <= 4000 ton	6,315,000	81,874,550	20,451,200	122,388,568
8901902500	Other vessels, motorised of gross tonnage > 4000 but <= 5000 ton	3,284,000	43,238,000	9,025,948	43,862,514
8901902600	Other vessels, motorised of gross tonnage > 5000 ton	47,971,000	163,035,948	58,950,000	216,983,460
8902001100	Fishing vessels of gross tonnage <= 26 ton	0	2,168,901	0	1,348,365
8902001200	Factory ships & oth vessels for proc. > 26 but <= 40 ton	0	3,372	0	5,527
8902001300	Fishing vessels of gross tonnage > 40 but <= 100 ton	0	8,688	0	15,476
8902001400	Fishing vessels of gross tonnage > 100 but <= 250 ton	307,980	2,500,194	71,857	2,349,015
8902001500	Fishing vessels of gross tonnage > 250 but <= 4000 ton	301,000	5,176,910	221,602	6,113,652
8902009200	Factory ships & oth vessels for proc. > 26 but <= 40 ton	0	1,417,000	0	320,595
8902009500	Factory ships & oth vessels for proc./preserv fish. of 250 < gross ton <= 4000 ton	0	315,000	0	685,912
8903100000	Yachts & oth vessels for pleasure/sports rowing boats & canoes, inflatable	0	64,264	0	134,309
8903910000	Sailboats, with/without auxiliary motor, not inflatable	34,000	1,357,662	128,516	32,045,138
8903920000	Motorboats, other than outboard motor, not inflatable	0	2,062,315	0	66,874,689
8903990000	Other vessels for pleasure/sports; canoes, not inflatable	8,878	191,253	118,405	1,751,199
8904001100	Tugs of gross tonnage <= 26 ton	0	515,690	0	2,313,678
8904001900	Tugs of gross tonnage > 26 ton, of power <= 4000 hp	4,573,675	29,052,094	37,279,457	180,028,515
8904002100	Tugs of gross tonnage < 26 ton, of power <= 4000 hp	24,000	8,789,061	119,960	16,717,096
8904002900	Tugs of gross tonnage > 26 ton, of power > 4000 hp	3,133,741	9,632,837	20,482,636	50,074,862
8905100000	Dredgers	482,713	10,610,548	2,197,592	19,572,838
8905200000	Floating/submersible drilling/production platforms	0	6,052,399	0	83,037,743

I.3. IMPOR MENURUT KOMODITI / IMPORT BY HS COMMODITY
 *** DESEMBER / DECEMBER 2010 ***

HS	Uraian Komoditi Commodity Description	Berat Bersih / Net Weight (Kg)		Nilai / Value C.I.F (US\$)	
		Bulan ini Current Month	Kumulatif Cum.Jan. to date	Bulan ini Current Month	Kumulatif Cum.Jan. to date
8905901000	Floating docks of a gross ton > 100 tons	0	3,140,329	0	784,631
8905909000	Oth vessels w/navigability of which is subsidiary to their main function	6,403,193	83,174,354	27,611,634	307,277,502
8906901000	Lifeboats oth than rowing boats, oth vessels of displacement <= 30 tons	0	208,057	0	13,618,768
8906909000	Lifeboats oth than rowing boats, oth vessels of displacement > 30 tons	41,385	21,365,161	270,680	57,473,509
8907100000	Floating structures, inflatable rafts	26,021	364,007	305,053	3,938,472
8907901000	Buoys	21,890	160,344	306,123	1,057,144
8907909000	Other floating structures	148,091	2,513,932	974,759	11,922,392
8908000000	Articles of headings 89.01-89.06 imported for breaking up	0	1,482	0	36,082
9001101000	Optical fibres, optical fibre bundles & cables for telecom. & oth electrical use	64,508	686,207	274,735	9,179,131
9001109000	Optical fibres, optical fibre bundles & cables for other purpose	7,993	99,664	602,920	6,809,377
9001200000	Sheets & plates of polarising material	1,764	42,324	5,477	231,217
9001300000	Contact lenses	62,166	787,365	7,131,044	85,672,253
9001400000	Spectacle lenses of glass	2,122	100,754	4,323	669,709
9001500000	Spectacle lenses of other materials	11,520	208,489	424,176	7,349,315
9001901000	Lenses & optic elements for photographic cinematographic cameras	11,914	119,140	1,374,365	11,470,505
9001909010	Lenses & prisms for lighthouses/beacons	686	8,873	124,604	2,814,985
9001909090	Oth elements of glass not optically worked	17,284	150,988	2,464,157	21,843,703
9002111000	Objective lenses for cinematographic projector	73	159	4,467	5,021
9002119000	Objective lenses for cameras & other projector	8,226	87,324	339,243	2,516,404
9002190000	Objective lenses for oth instruments & apparatus	1,618	30,548	52,076	1,609,045
9002202000	Filters for cinematographic cameras, photographic cameras & oth projectors	5,978	55,094	33,923	208,015
9002203000	Filters for telescopes/microscopes	1	2,984	89	147,453
9002209000	Filters for oth instruments & apparatus	88,249	307,950	490,297	2,635,260
9002901000	Lenses & prisms for lighthouses/beacons	0	818	0	9,809
9002902000	Lenses & prisms for cinematographic projectors	0	3,945	0	12,987
9002903000	Lenses & prisms for cinematographic cam. photographic cameras & oth projectors	316	4,090	10,334	134,612
9002904000	Lenses & prisms for medical & surgical instruments	6	59	242	5,913
9002909000	Lenses & prisms for oth instruments	6,402	76,750	306,558	7,869,296
9003110000	Frames & mountings for spectacles, goggles of plastics	2,154	76,881	42,852	795,728
9003190000	Frames & mountings for spectacles, goggles of other materials	5,553	178,771	91,194	1,312,969
9003900000	Parts of frames & mountings for spectacles, goggles & the like	19,357	82,935	190,975	1,084,550
9004100000	Sunglasses	81,003	985,781	646,261	6,299,669
9004901000	Corrective spectacles	61,475	412,144	427,315	2,498,915
9004902000	Corrective goggles	241	1,823	1,446	18,041
9004905000	Protective goggles	2,644	21,404	25,933	153,026
9004909000	Other spectacles & goggles	129,868	1,096,677	596,621	5,204,804
9005100000	Binoculars	7,251	83,653	21,754	1,740,486
9005801000	Astronomical instruments, excluding instruments for radio-astronomy	0	1,560	0	3,864
9005809000	Monoculars & oth optical telescopes	6,873	132,973	291,296	1,031,581
9005901000	Parts & accessories (incl mountings) for astron. cal instr. ex. instrum. f rad. astr	0	282,928	0	784,373
9005909000	Parts & accessories (include mountings) for oth optical telescopes	176	57,249	643	775,163
9006101000	Laser photo plotters	0	1,220	0	6,191
9006109000	Oth cameras of a kind used for preparing printing plates/cylinders	14	1,960	273	79,162
9006300000	Cameras specially design for underwater use for aerial survey, medical, or	0	709	0	92,279
9006400000	Instant print cameras	0	1,178	0	14,110
9006510000	Oth cameras with a slr, for roll film of a width <= 35 mm	0	5,076	0	97,926
9006520090	Other cameras for roll film of a width > 35 mm	0	1,896	0	20,190
9006530010	Cameras of a kind used for rec. doc on microfilm, microfiche	9	45	445	11,888
9006530090	Cameras of oth. a kind used for rec. doc on microfilm, microfiche	72	10,080	5,019	97,147
9006591000	Lasers photo plotters/imagesetters with raster image processor	3	999	306	39,997
9006599010	Camr. of a kind used for recording doc. on mic. film, microfiche/oth microforms	0	1,717	0	30,831
9006599090	Other camera for recording document on mic. film, microfiche/oth microforms	94	7,112	4,075	153,448
9006610000	Discharge lamp ("electronic") flashlight	32	14,469	127	81,311
9006690000	Oth photographic flashlight apparatus & flashbulbs	1,413	45,095	6,174	210,885
9006911000	Parts & accessories for laser photoplotters of subhd 9006.10.10	56	744	1,880	20,593
9006913000	Parts & accessories for cameras of subhd. 9006.40.00 to 9006.53.00	3,945	99,953	48,811	478,256
9006919000	Other parts & accessories for cameras	74	44,210	18,145	341,563
9006991000	Parts & accessories for photographic flash-light apparatus	526	19,156	411,842	8,790,961
9006999000	Parts & accessories not for photographic flash-light apparatus	3,433	89,681	399,300	5,960,752
9007110000	Cinematographic cameras for film of width <16 mm/for double-8 mm film	0	5,006	0	48,291
9007190000	Other cinematographic cameras	6,115	52,321	39,451	720,385
9007201000	Projectors for film of <16 mm in width	10	1,928	1,108	7,556
9007209000	Oth projectors whether/not incorp. sound recording/reproducing apparatus	5,036	140,848	1,526,103	3,655,209
9007910000	Parts and accessories for cameras	16,373	152,177	145,667	1,427,597
9007920000	Parts and accessories for projectors	5,321	49,210	914,445	5,184,653
9008100000	Slide projectors, oth than cinematographic	0	8,773	0	38,192
9008200000	Microfilm, microfiche/oth m. readers, whether/not capable of prod. copies	576	1,973	40	5,240
9008300000	Other image projectors	54,613	340,762	554,623	2,130,379
9008401000	Photogr. enlargers & reducers (oth than cinematographic) use in the print industry	0	363	0	1,453
9008409000	Other photographic enlargers and reducers (other than cinematographic)	15	25,970	2,380	135,367
9008901000	Parts and accessories of the goods of subheading 9008.20.00	491	491	540	540
9008909000	Parts and accessories of other image projectors	459	43,516	15,177	185,164
9010100000	Apparatus and equipment for automatically developing x-ray film	25,038	175,803	152,672	2,263,311
9010501000	App. for the projec. drawing of circ. patt. on sensit. substrates for mk of PCB	348	30,529	823	349,854
9010509000	Oth app & equip for p. grap (including cinematographic); negatoscopes	99	3,141	909	96,253
9010600000	Projection screens of 300 inches or more	60,679	821,657	207,215	2,282,775
9010901000	Parts & acc. for projection screens, for articles of subheading 9010.10	0	6,616	0	29,876
9010903000	Parts & acc. of app for the projection/drawing of circuit patt. of PCB/PWBs	523	800	50,067	54,297
9010909000	Parts & acc. of oth apparatus & equip for photographic laboratories	56,101	177,844	378,519	1,012,184
9011100000	Stereoscopic microscopes	241	7,963	15,691	235,179
9011200000	Other microscopes, for photomicrographic cinematography/microproject	4,844	60,325	244,599	4,561,741
9011800000	Other microscopes	28,901	125,638	353,381	2,468,590
9011900000	Parts and accessories of stereoscopic microscope	435	4,394	174,656	349,041

I.3. IMPOR MENURUT KOMODITI / IMPORT BY HS COMMODITY
 *** DESEMBER / DECEMBER 2010 ***

H S	Uraian Komoditi Commodity Description	Berat Bersih / Net Weight (Kg)		Nilai / Value C.I.F (US\$)	
		Bulan ini Current Month	Kumulatif Cum.Jan. to date	Bulan ini Current Month	Kumulatif Cum.Jan. to date
9012100000	Microscopes oth than optical microscopediffraction apparatus	1,414	94,264	64,881	1,366,099
9012900000	Parts and accessories for microscope	4	1,563	2,012	57,175
9013100000	Telescopic sights for fitting to armsperiscopes; telescopes design to form	1	2,625	70	248,295
9013200000	Lasers, other than laser diodes	1,629	13,529	217,172	470,007
9013801000	Optical error verifications&repairapp.for PCB/PWBs&PCAs	4	3,816	74	376,868
9013802000	Liquid crystal devices	5,370	86,006	466,441	5,580,257
9013809000	Other devices, appliances&instrumentsof other optical appliances	11,478	142,509	752,348	11,230,984
9013901000	Parts & accessories of goods ofsubheading 9013.20.00	35	1,656	5,264	117,510
9013903000	Parts & acc.of goods of sub head.9013.10.00/9013.80.00	0	1,765	0	44,557
9013909000	Parts&accessories of other goods ofsubheading 90.13	1,805	11,857	98,095	1,712,604
9014100000	Direction finding compasses	5,091	491,240	23,966	3,880,414
9014200000	Instrum.&appl.for aeronautical/spacenavigation (other than compasses)	221	3,273	105,759	2,398,418
9014801000	Navig'nal instrum.&appl.used on ships,work with an automatic data processor	506	23,020	742	849,885
9014809000	Other navigationalinstruments&appliances	10,367	149,406	1,856,920	12,200,059
9014901000	Parts&acc.of ships navig'nal instrumwork with an automatic data process.	0	183,548	0	41,320,495
9014909000	Parts&accessories of oth navigationalinstruments&appliances	2,051	159,026	64,994	7,431,367
9015101000	Rangefinders used in photography&cinematography	0	413	0	12,359
9015109000	Other rangefinders	7,199	62,463	1,554,637	3,254,268
9015200000	Theodolites and tachymeters(tacheometers)	483	8,978	23,446	559,686
9015300000	Levels [measuring higher of ground]	14,491	109,159	51,375	512,614
9015400000	Photogrammetrical surveyinginstruments & appliances	8,073	109,049	35,152	2,695,451
9015801000	Radio sonde and radio wind apparatus	0	33,571	0	930,401
9015809000	Other instruments&appliancesfor surveying	74,223	934,291	3,830,349	46,803,636
9015900000	Parts&accessories of surveyinginstruments and appliances	76,110	1,221,717	5,037,388	69,013,718
9016001000	Balances of a sens'vity of 5cg/better,w/without their weights, electronic	18,136	103,136	608,002	3,837,778
9016009000	Balances of a sens'vity of 5cg/better,w/without their weights,not electronic	10,398	197,427	98,595	1,606,988
9017101000	Plotters whether i/o units of hd 84.71or drawing/drafting of head 90.17	1,609	5,295	18,827	192,358
9017109000	Other drafting tables & machines,whether/not automatic	21,330	98,565	498,989	915,852
9017201000	Rulers	34,558	315,758	55,971	635,757
9017203000	App.for the project/drawing of circ.patt.on sens'zed subs's for mfc.of PCB	0	5,873	0	35,117
9017205000	Plotters whether i/o units of h 84.71/drawing/drafting machines of h 90.17	0	84	0	150
9017209000	Other drawing, marking-out/mathematical calculating instruments	25,865	329,737	105,501	1,049,234
9017300000	Micrometers, callipers and gauges	37,713	537,957	1,243,188	8,757,403
9017800000	Other instruments micrometerscallipers&gauges	255,498	2,004,649	670,774	7,084,746
9017902000	Parts&acc.of app.for the project/drwgof circ.patt.on sens.subs'tes for PCB	446	1,256	5,871	14,250
9017903000	Parts&acc.of photo plotters for themanuf. of PCB/PWBs	2,177	4,107	3,439	75,642
9017904000	Parts&acc.incl.PCA of plotters whetheri/o units of head 84.71/of head 90.17	0	2,173	0	110,815
9017909000	Parts and accessories of otherinstruments	10,706	58,480	100,924	854,775
9018110000	Electro-cardiographs	4,081	30,517	512,278	2,560,932
9018120000	Ultrasonic scanning apparatus	8,283	72,756	1,453,948	10,248,440
9018130000	Magnetic resonance imagingapparatus	17,119	184,264	877,466	8,400,228
9018140000	Scintigraphic apparatus	0	4,034	0	732,289
9018190000	Other electro-diagnostic apparatus	79,950	626,132	4,861,989	34,827,956
9018200000	Ultra-violet/infra-red ray apparatus	518	50,708	16,493	2,409,441
9018311000	Disposable syringes	113,611	1,273,649	849,177	9,213,151
9018319000	Other syringes, with/without needles	65,295	599,662	1,238,935	9,386,500
9018320000	Tubular metal needles and needles forsutures	40,650	447,921	533,534	5,121,387
9018391000	Oth. catheters	14,868	180,158	235,039	2,762,903
9018392000	Oth.tubular metal needles and needlesfor sutures	21,389	87,069	670,262	1,600,979
9018399000	Other instruments and appliances,used in dental science	318,727	4,278,519	4,488,156	31,661,899
9018410000	Dental drill eng.,whether/not comb.on a single bs with oth dental equip.	7,201	10,383	29,424	74,551
9018490000	Oth.dental drill eng.,whether/not comb.on a single bs with oth dental equip.	5,228	123,703	123,261	1,054,139
9018500000	Other ophthalmicinstruments&appliances	3,284	73,736	884,490	4,794,678
9018902000	Intravenous administration set (adult)	28,507	106,232	308,151	2,146,213
9018903000	Electronic instruments and appliances	18,895	213,325	520,697	8,643,944
9018909000	Other instruments&appliances inmedical	353,153	3,214,595	9,438,280	52,240,950
9019101000	Electr. mechano-therapy appl.massageapparatus	50,900	661,435	376,833	6,359,100
9019109000	Oth. electr. mechano-therapy appl.massage app.	25,583	368,701	205,813	2,850,937
9019200000	Ozone therapy,oxygen therapy, aerosoltherapy, artificial respiration/other	24,650	133,406	1,233,537	6,526,907
9020000000	Oth breathing appl.&gas masks, excl.protec.masks having neith. mech'l part	16,406	208,718	596,491	5,222,271
9021100000	Orthopaedic/fracture appliances	228	103,721	6,970	931,090
9021210000	Artificial teeth	50	4,980	3,515	223,118
9021290000	Other artificial teeth	380	2,356	54	15,215
9021310000	Artificial joints	0	111	0	151,591
9021390000	Other artificial joints	6	1,515	2,612	20,569
9021400000	Hearing aids, excluding parts andaccessories	5,296	6,278	16,998,400	19,763,810
9021500000	Pacemakers for stimulating heartmuscles,excluding parts&accessories	713	1,156	26,647	239,238
9021900000	Oth appl.which are worn/carried/implanin the body,to comp'te for a defect	3,440	106,452	182,615	138,911,375
9022120000	Computed tomography apparatus	42,620	225,654	3,075,044	19,499,769
9022130000	Oth. computed tomography apparatusfor dental use	1,046	6,646	54,570	378,017
9022140000	Oth. computed tomography apparatusfor medical, surgical/veterinary uses	85,460	336,700	5,560,636	22,451,568
9022191000	X-ray app for the physical inspectionof solder joints on PCB/PWB assemblies	9,656	22,742	275,189	1,107,772
9022199000	X-ray apparatus for other uses	14,316	63,827	600,885	3,318,797
9022210000	Alpha,beta/gamma radiations app formedic.surgical,dental/veterinary uses	2,000	13,398	240,000	356,027
9022290000	Alpha, beta/gamma radiationsapparatus for other uses	128	52,408	141,325	2,014,094
9022300000	X-ray tubes for medical, surgical,/veterinary uses	306	5,976	94,146	1,569,500
9022901000	Parts&acc.of x-ray app f the physicalinspec.of solder joints on PCAs	1,374	2,677	358,158	541,076
9022909000	Parts & accessories for other x-ray,alpha,beta/gamma radiations apparatus	20,835	87,381	516,515	2,900,437
9023000000	Instrum. app.&models,for demonstra'nalpurp.(exam. in education/exhibitions)	58,861	581,911	4,759,477	63,183,700
9024101000	Machines and appliances for testingmetals, electrically operated	12,729	114,131	257,054	2,834,223
9024109000	Machines and appliances for testingmetals, non-electrically operated	6,339	101,114	227,314	4,107,111
9024801000	Machines & appliances for testingother material, electrically operated	7,772	178,791	718,809	9,673,746
9024809000	Machines & appliances for testing othermaterial, non-electrically operated	6,911	89,880	303,005	3,612,317

I.3. IMPOR MENURUT KOMODITI / IMPORT BY HS COMMODITY
 *** DESEMBER / DECEMBER 2010 ***

HS	Uraian Komoditi Commodity Description	Berat Bersih / Net Weight (Kg)		Nilai / Value C.I.F (US\$)	
		Bulan ini Current Month	Kumulatif Cum.Jan. to date	Bulan ini Current Month	Kumulatif Cum.Jan. to date
9024901000	Parts&acc. for elec. operated machines and appliances for testing materials	8,255	106,561	446,467	4,525,196
9024902000	Parts&acc.for non-elect'ly operated machines&appl. for testing materials	36	5,119	8,500	198,479
9025110000	Thermometers&pyrometers not combined with oth instruments, liquid filled	14,940	331,930	119,780	1,353,467
9025191000	Thermometers&pyrometers not combined with oth instruments, electrical	11,871	124,803	341,921	3,937,199
9025192000	Thermometers&pyrometers not combined with oth instruments, non electrical	2,675	62,775	52,998	1,122,340
9025801000	Temperature gauges for motor vehicles	1,369	29,561	16,680	324,889
9025802000	Oth. temperature gauges for motor vehic.electrical	26,099	131,067	252,988	2,941,010
9025803000	Oth. temperature gauges for motor vehic.non electrical	9,211	71,760	57,752	856,288
9025901000	Parts and accessories for electrically operated instruments	18,074	102,781	383,568	1,815,225
9025902000	Parts & accessories for non-electrically operated instruments	1,194	34,478	39,108	662,587
9026101000	Level gauges for motor vehicles electrically operated	9,918	196,614	179,283	5,303,899
9026102000	Level gauges for motor vehicles notelectrically operated	10,709	130,150	527,142	1,962,407
9026103000	Oth measur/checking the flow/level of liquids instrum.,elec.oprt	42,429	408,908	2,772,828	23,629,097
9026109000	Oth measur/checking the flow/level of liquids instrum.,not elec.op	33,006	373,385	1,039,538	7,638,674
9026201000	Pressure gauges for motor vehicles,electrically operated	17,994	173,701	454,139	3,313,115
9026202000	Pressure gauges for motor vehicles,not electrically operated	6,973	85,099	138,813	1,268,761
9026203000	Other measuring/checking pressure instruments, electrically operated	41,881	436,512	1,197,403	12,834,509
9026204000	Other measuring/checking pressure instruments, not electrically operated	49,381	410,071	648,573	6,151,892
9026801000	Oth instruments/app. for measuring, electrically operated	60,008	803,441	1,454,503	14,758,892
9026802000	Oth instruments/app. for measuring,not electrically operated	8,628	510,872	242,787	5,377,052
9026901000	Parts&acc. for electrically operated instruments and apparatus	28,834	364,431	1,354,092	17,939,464
9026902000	Parts&acc.for nn-electrically operated instruments and apparatus	21,492	253,342	204,389	6,120,688
9027101000	Gas/smoke analysis apparatus,electrically operated	12,492	168,846	345,360	4,793,377
9027102000	Gas/smoke analysis apparatusnot electrically operated	830	23,108	87,727	1,736,819
9027201000	Chromatographs&elektrophoresis instrum, electrically operated	2,154	40,984	386,476	2,930,965
9027202000	Chromatographs&elektrophoresis instrum, not electrically operated	125	11,667	4,791	212,371
9027301000	Spectrometers,sp.photometers&sp.graphsuse optic radiat,elect'ly operated	5,509	41,321	1,063,124	5,536,740
9027302000	Spectrometers,sp.photometers&sp.graphsuse optic radiat,nt-elect'ly operated	5,238	32,329	421,291	2,017,882
9027501000	Oth instrum.&app.using optic radiat'ns(uv, visible, ir), elect'ly operated	10,640	111,978	1,436,288	14,010,611
9027502000	Oth instrum.&app.using optic radiat'ns(uv,visible,ir),not-elect'ly operated	864	7,259	18,024	628,150
9027801000	Exposure meters	1,657	12,842	197,955	2,287,804
9027802000	Coagulometers	2,912	15,652	287,545	2,171,065
9027803000	Other instruments and apparatus electrically operated	13,462	128,193	1,376,163	8,046,201
9027804000	Other instruments and apparatusnot electrically operated	1,028	66,998	76,714	3,514,532
9027901000	Parts&acc.includg PCA of h 90.27,othfor gas/smoke analysis app.µtomes	2,876	37,626	651,966	2,413,845
9027909100	Parts&acc. of gas/smoke analysis app.and microtomes, electrically operated	16,360	53,642	239,652	1,067,835
9027909900	Parts&acc. of gas/smoke analysis app.µtomes,not-electrically operated	10,000	152,574	882,079	5,975,987
9028101000	Gas meters of a kind mounted in gas containers	22,795	291,761	269,279	2,536,467
9028109000	Other gas meters of kind mounted in gas containers	1,607	208,007	168,803	1,279,767
9028201000	Totalizing water meters	79,066	1,013,533	291,172	4,437,246
9028209000	Other liquid meters	1,411	327,554	15,834	1,527,000
9028301000	Kilowatt hour meters	161,570	867,068	2,865,196	13,913,098
9028309000	Other electricity meters	49,500	688,934	477,199	6,561,772
9028901000	Water meter housings/bodies	2,928	481,622	11,602	9,222,868
9028909000	Oth parts&accessories of gas, liquid/electricity supply/production meters	113,866	2,572,566	1,076,304	61,082,647
9029102000	Taximeters	617	11,724	1,853	97,518
9029109000	Mileometers, pedometers and the like	5,810	153,434	122,317	29,710,026
9029201000	Speedometer for motor vehicles	72,858	796,712	760,595	10,835,340
9029202000	Tachometers for motor vehicles	56,877	488,019	582,103	5,837,736
9029209000	Oth speed indicators&tachometers;stroboscopes	70,140	774,473	2,174,509	21,887,452
9029901000	Parts&acc.of goods of sub h 9029.10/of stroboscopes of subheading 9029.20	24,229	525,065	265,439	7,738,579
9029902000	Parts and accessories of goods of subheading 9029.20	187,578	1,803,807	3,915,654	46,155,095
9030100000	Instruments & apparatus for measuring/detecting ionising radiations	1,321	19,945	218,170	4,015,478
9030200000	Cathode-ray oscilloscopes &cathode-ray oscillographs	10,382	45,532	194,655	1,502,899
9030310000	Multimeters without a recording device	23,211	189,957	266,234	2,648,526
9030320000	Multimeters with a recording device	6,366	50,153	165,455	1,114,103
9030331000	Instruments and apparatus for measuring/check voltage without a rec. device	3,823	92,336	220,689	2,135,148
9030332000	Impedance-measuring instruments and apparatus designed to provide visual	5,687	21,301	388,293	1,292,461
9030333000	Ammeters and voltmeters for motor vehicles	6,276	29,066	9,785	184,394
9030339000	Oth instr&app for meas'g/check.voltagecurr.resist./power,w/o record. device	41,750	391,707	861,901	4,322,865
9030390000	Other heading 90.30 with a recording device	17,526	259,132	493,055	6,933,824
9030400000	Other instruments and apparatus, designed for telecommunications	3,209	15,028	557,258	10,361,352
9030821000	Wafer probes	497	6,079	492	138,381
9030829000	Oth instrum.&app.for measuring/checking semiconductor wafers/devices	8,187	91,283	8,741,483	14,421,917
9030841000	Instruments & app., with a recording for measure, check electrical quantities	311	10,849	91,154	1,411,833
9030849000	Oth instrum. and app., with a recording for measure, check electrical quantities	4,058	21,379	90,058	664,264
9030891000	Instru.&app.s,w/o recording device for goods other than subheading 9030.39	3,097	37,007	33,619	1,302,810
9030899000	Other instruments & apparatus, without recording device	4,397	83,125	195,984	5,374,653
9030901000	Parts&accessories including PCA of goods of subhead 9030.40&9030.82	2,958	45,904	245,076	6,553,038
9030902000	Parts&acc. of instrum.&app for measure/check elect'al quantities on PCB&PCAs	314	25,942	56,114	1,367,715
9030903000	Parts&acc.of optical instrum.&appl.for measuring/checking PCB/PWBs&PCAs	20	1,736	18,785	350,645
9030909000	Other parts&accessories of goods of head 90.30	119,872	284,627	880,061	10,222,906
9031101000	Machines for balancing mechanical parts, electrically operated	25,889	630,746	1,373,608	14,952,913
9031102000	Machines for balancing mechanical parts, not electrically operated	444	62,283	15,154	407,392
9031201000	Test benches, electrically operated	19,127	183,919	105,478	5,432,605
9031202000	Test benches,not electrically operated	7,054	28,400	40,896	540,527
9031410000	Oth optical instrum.&appl.for inspec.s.cond.wafers/devices/p.masks/reticles	200	16,486	1,990	948,970
9031491000	Optic' instrum&appl.for measur surface particulate contamn. on s.cond. wafers	187	5,751	758	263,287
9031492000	Optical error verification&repair app.for PCB/PWBs and PCAs	0	7	0	647
9031493000	Optical instrum.&appl. for measuring/checking PCB/PWBs&PCAs	0	13,228	0	842,787
9031499000	Other optical instruments and appliances for other purposes	6,705	214,491	522,265	10,126,152
9031801100	Cable test equipment, electrically operated	21,261	204,388	1,142,513	7,765,456
9031801900	Cable test equipment, not electrically operated	345	17,279	5,029	940,224

I.3. IMPOR MENURUT KOMODITI / IMPORT BY HS COMMODITY
 *** DESEMBER / DECEMBER 2010 ***

HS	Uraian Komoditi Commodity Description	Berat Bersih / Net Weight (Kg)		Nilai / Value C.I.F (US\$)	
		Bulan ini Current Month	Kumulatif Cum.Jan. to date	Bulan ini Current Month	Kumulatif Cum.Jan. to date
9031809200	Other instruments, appliances&machinesof head 90.31, electrically operated	121,894	1,327,872	4,937,591	46,989,426
9031809900	Other instruments, appl.&machines ofhead 90.31, not electrically operated	19,296	233,649	390,434	7,488,480
9031901100	Parts&acc.incl.PCA of optical instrum.&appl.for inspecting s.cond. wafers	16,447	99,358	2,427,000	18,096,281
9031901200	Parts&acc.of optical error verific.&repair app.for PCB/PWBs&PCAs	157	1,407	12,903	41,876
9031901300	Parts&acc.of optic. microscopes fittedw/equip.for hand&trans.of s.cond wafer	25	93	1,238	14,227
9031901900	Parts&accessories for otherelectrically operated equipment	18,600	186,614	476,892	6,441,311
9031902000	Parts&accessories for non-electricallyoperated equipment	8,596	75,608	121,253	2,086,794
9032101000	Thermostats, electrically operated	101,936	802,384	1,055,626	8,998,528
9032102000	Thermostats, not electrically operated	10,290	113,514	102,859	1,409,937
9032201000	Manostats, electrically operated	2,269	18,620	87,409	819,840
9032202000	Manostats, not electrically operated	16,813	99,253	75,553	551,107
9032810000	Hydraulic/pneumatic regulating/ctrlinginstruments and apparatus	24,438	603,324	454,117	6,298,243
9032891000	Instru.&app.fitt.with anautomatic dataprocess.mach. for controll the propel.	4,754	2,345,053	116,728	9,240,594
9032892000	Automatic instrum.&app.for controllingchem./electro-chem.solutions in PCA/PM	1,046	16,908	11,744	718,686
9032893100	Automatic regulating voltage units(stabilizers)	246,518	2,373,126	469,562	6,627,147
9032893900	Oth automatic regulating/controllinginstrum.&app., electrically operated	18,017	635,081	1,664,498	22,457,822
9032899000	Oth automatic regulating/controllinginstrum.&app.not electrically operated	128,253	2,324,325	5,163,467	48,207,705
9032901000	Parts and accessories of goods ofsubheading 9032.89.10	431	818	15,040	39,479
9032902000	Parts and accessories of goods ofsubheading 9032.89.20	68	765	4,677	52,046
9032903000	Parts and accessories of other goods,electrically operated	20,035	208,306	359,108	4,018,911
9032909000	Parts and accessories of other goods,not electrically operated	47,695	447,035	1,122,680	11,291,985
9033001000	Parts&acc. for machines,appl.,instrum.of chapter 90 for elect'ly operated	22,163	341,648	916,855	13,436,715
9033002000	Parts&acc. for mach.appl.,instrum.ofchap. 90 for not electrically operated	14,637	453,760	451,633	5,224,448
9101110000	Elec'ly wrist-watches,whether/not withastopwatch fac'ty,wi mech.display only	0	5,242	0	41,584
9101190000	Elec'ly wrist-watches,whether/not withastopwatch facility,with oth display	23,112	55,154	22,277	278,864
9101210000	Other wrist-watches, whether/not withastop-watch fac'ty,w automatic winding	0	24,250	0	78,577
9101290000	Oth wrist-watches,whether/not withastop-watch fac'ty,w non auto. winding	67	6,175	9,403	82,517
9101910000	Other wrist-watches, electricallyoperated	0	1,747	0	10,031
9101990000	Other wrist-watches, not electricallyoperated	32,171	152,906	124,074	810,202
9102110000	Elec'ly wrist-watches oth head 91.01,wh'er/not w astop.w. fact,w/mech.dspl	6,885	45,452	585,000	3,473,623
9102120000	Elec'ly wrist-watches oth head 91.01,w/nw a s.watch fac'ty,w op-elec.displ	495	11,415	31,756	175,404
9102190000	Elec'ly wrist-watches othh91.0,whether/not w/astopwatch fact,w/oth display	139,573	1,636,376	394,626	5,608,820
9102210000	Oth wrist-watches oth h91.01, whether/nt with a s.watch fac'ty,w/autom.wndg	0	124,891	0	455,412
9102290000	Oth wrist-watches oth h91.01, whether/nt w/a s.watch fac'ty,w/n.autom.wndg	103,896	608,530	568,957	3,965,431
9102911000	Stop-watches, electrically operated	518	16,377	68,027	416,887
9102919000	Other wrist-watches oth head 91.01,electrically operated	12,502	64,298	86,524	439,723
9102990000	Other wrist-watches oth head 91.02,electrically operated	48,124	532,526	203,176	1,527,295
9103100000	Clocks with watch movements, excludingclocksof91.04.,electrically operated	0	8,696	0	19,300
9103900000	Clocks with watch movements, excludingclocksof91.04.,not elec'ly operated	412	4,734	1,313	13,390
9104001000	Instrument panel clocks & clocks of asimilar type, for vehicles	3,305	42,960	345,562	3,596,455
9104003000	Instrument panel clocks & clocks of asimilar type, for vessels	5	286	174	2,760
9104009000	Instrument panel clocks & clocks of asimilar type, for spacecraft	0	332	0	2,326
9105110000	Alarm clocks, electrically operated	22,485	108,529	67,698	355,872
9105190000	Alarm clocks,not electrically operated	22,851	453,708	43,076	757,652
9105210000	Wall clocks, electrically operated	33,951	216,484	162,679	1,171,171
9105290000	Wall clocks, not electrically operated	10,096	215,701	26,578	965,727
9105910010	Marine and similar chronometers(oth. than clocks of heading 91.04)	247	3,801	25,590	39,772
9105910090	Oth. Clocks, electrically operated	3,118	39,818	32,457	235,692
9105990020	Oth. public clocks for building; clockfor centralised electric clock systems	0	4	0	104
9105990090	Oth. Clocks, not electrically operated	1,198	16,994	8,581	74,075
9106100000	Time-registers; time-recorders	16,398	149,160	41,254	859,586
9106900000	Oth time record.&intervals of time appw/clock/watch move./with synchron.mtr	31,310	237,251	244,661	2,694,630
9107000000	Time switches with clock/watchmovement/with synchronous motor.	13,703	135,719	223,308	1,909,187
9108110000	Watch move., comp.&assem. with mech.display only, electrically operated	0	9,741	0	64,250
9108190000	Other watch movements, complete &assembled, electrically operated	3,957	16,943	20,805	81,250
9108200000	Watch move., comp.&assem. with mech.-with automatic winding	0	604	0	18,801
9108900000	Other watch movements, complete &assembled, not electrically operated	0	2,176	0	10,939
9109110000	Clock movements of alarm clocks,compl.and assembled, electrically operated	2	28,999	11	85,311
9109190000	Clock movements of oth clocks, compl.&assembled, electrically operated	21,745	87,165	56,965	371,671
9109900000	Clock movements, complete andassembled, not electrically operated	235	23,514	7,925	109,706
9110110000	Complete movements, unassem./partlyassem.(movement sets) of watches	7,986	67,640	49,008	572,171
9110120000	Incomplete movements, assembled ofwatches	0	4	0	255
9110190000	Rough movements of watches	0	3,611	0	19,180
9110900000	Oth. compl/incomplete movements,unassem.or assembled (movement sets) of c	13,681	51,252	55,845	206,367
9111200000	Watch cases of base metal, whetheror not gold/silver-plated	0	2,405	0	27,140
9111800000	Other watch cases	7,923	55,375	32,189	291,984
9111900000	Parts of watch cases	870	13,738	2,745	40,817
9112200000	Clock cases and cases of a similartype for other goods of this chapter	1,157	29,308	3,830	82,731
9112900000	Part of clock cases&cases of a similartype for other goods of this chapter	40	1,183	485	16,340
9113100000	Watchstraps,watch band&watch braceletsof precious mtl/of mtl clad w/prec.mtl	0	264	0	106,232
9113200000	Watchstraps,watch bands& bracelets,of base metal,wheth/not gold/s plated	4,847	29,914	53,350	302,718
9113900000	Other watchstraps, watch bands &watch bracelets	91,427	277,812	355,717	1,517,942
9114100000	Springs, including hair-springs ofclock/watch	71	536	269	5,325
9114200000	Jewels of clock/watch	0	92	0	2,320
9114300000	Dials of clock/watch	976	25,265	3,338	73,839
9114400000	Plates and bridges of clock/watch	1,653	12,277	3,845	71,266
9114900000	Other parts of clock/watch	39,734	381,106	98,849	1,074,227
9201100000	Upright pianos	23,884	278,471	76,804	885,198
9201200000	Grand pianos	16,355	100,435	181,213	1,182,826
9201900000	Oth pianos,including automatic pianos;harpsichords&oth keybrd string.instr.	89,649	494,429	268,481	978,873
9202100000	String musical instruments playedw/a bow	3,410	75,039	36,664	500,249
9202900000	Other string musical instrumentsplayed	6,642	156,875	58,470	1,461,180
9205100000	Brass-wind instruments	2,363	28,643	6,640	252,483

I.3. IMPOR MENURUT KOMODITI / IMPORT BY HS COMMODITY
 *** DESEMBER / DECEMBER 2010 ***

HS	Uraian Komoditi Commodity Description	Berat Bersih / Net Weight (Kg)		Nilai / Value C.I.F (US\$)	
		Bulan ini Current Month	Kumulatif Cum.Jan. to date	Bulan ini Current Month	Kumulatif Cum.Jan. to date
9205901000	Keyboard pipe organ; harmonium & similar keyboard instrum with free metal ree	0	101,398	0	180,555
9205909000	Oth. keyboard pipe organs, harmoniumswith free metal reeds	29,203	529,980	36,983	1,076,824
9206000000	Percussion musical instruments(forexpr, drm,xylophones,cymbals,castanets)	53,551	714,293	220,718	3,247,741
9207100000	Keyboard instruments, other thanaccordions	13,882	175,272	187,252	1,803,811
9207900000	Oth musical instruments,the sound isproduc/must be amplified,electrically	16,357	150,008	115,335	864,151
9208100000	Musical boxes	6,398	77,195	73,850	612,046
9208901000	Decoy calls, call horns &other mouthblown sound signalling instruments	2,443	18,211	9,643	77,339
9208909000	Oth musical instruments not fallingwithin any oth heading of this chapter	7,147	110,048	31,615	284,678
9209300000	Musical instrument strings	8,361	127,273	234,954	2,555,613
9209911000	Strung backs, keyboards and metalframes for upright pianos	205,102	1,736,387	1,236,975	12,239,003
9209919000	Other parts and accessories for pianos	585,931	6,968,997	4,444,315	51,226,973
9209920000	Parts & accessories for the musicalinstruments of heading 92.02	113,699	999,940	1,538,238	13,392,298
9209940000	Parts & accessories for the musicalinstruments of heading 92.07	125,764	1,404,089	2,304,715	21,263,072
9209990000	Parts & accessories for other musicalinstruments	64,062	699,623	2,266,496	25,365,642
9301110000	Artillery weapons (for example, guns,howitzers& mortars), self-propelled	0	61	0	2,846
9301190000	Artillery weapons(for ex.guns,howitzer& mortars), not self-propelled	3,898	8,974	1,640,603	4,132,124
9301200000	Rocket launchers;flame-throwers;grenadelaunchers; torpedo tub&sim. projectors	40	4,144	2,642	40,335
9301900000	Oth military weapons,o than revolvers,pistols & the arms of heading 93.07	0	17,951	0	22,609,563
9302000000	Revolvers and pistols, otherthan those of heading 93.03/93.04.	319	1,483	194,327	313,714
9303100000	Muzzle-loading firearms	0	192	0	9,391
9303201000	Hunting shotguns	0	1,650	0	1,480
9303209000	Oth sporting/target-shooting shotguns,including combination shotgun-rifles	0	500	0	22,973
9303309000	Oth sporting/target-shooting rifles	30	716	2,786	32,809
9303900000	Oth firearms&sim. device which operateby the firing of an explosive charge	0	20,729	0	63,198
9304001000	Air guns, not exceeding 7 kg	6	28	104	676
9304009000	Oth arms (for example,spring, air/gasguns&pistols),excl.those of head 93.07	0	3,101	0	61,557
9305100000	Parts and accessories of revolvers/pistols	42	130	62,957	218,725
9305211000	Shotgun barrels of hunting shotguns,not exceed. 7 kg	0	1,046	0	25,859
9305219000	Shotgun barrels of other shotguns	4	230	132	53,618
9305299000	Other parts and accessories of othershotguns	23	45	4,209	11,951
9305910000	Parts and accessories of militaryweapons of heading 93.01	0	118	0	57,345
9305999000	Parts and accessories of other arms	9	3,528	2,711	145,504
9306210000	Cartridges for shotgun and air gun	8,006	84,057	548,313	18,906,293
9306290000	Parts of cartridges, gun pellets	9,797	52,736	420,546	69,696,585
9306301000	Oth cartridges&parts thereof use forrevolvers & pistols of heading 93.02	0	41	0	5,587
9306302000	Cartridges for riveting/similar toolsor for captive-bolt humane killers and	459	1,731	15,641	63,255
9306309000	Other cartridges and parts thereof usefor other arms	4,400	7,741	330,392	603,408
9306900000	Other cartridges, missiles and similarmunitions of war & parts thereof	6,055	136,892	1,427,958	39,391,034
9401100000	Seats of a kind used for aircraft,convertible into beds	2,807	42,165	222,779	5,199,614
9401200000	Seats of a kind used for motorvehicles, converti-ble into beds	92,122	379,928	520,534	2,573,612
9401300000	Swivel seats with variable heightadjustment	307,321	3,791,608	760,789	10,678,185
9401400000	Seats other than garden seats/camping	21,964	594,507	58,692	1,691,517
9401510010	Seats of rattan	17	12,185	94	49,011
9401510090	Other seats of rattan	1	19,365	28	37,222
9401590000	Other seats of bamboo/rattan	20,476	40,368	55,518	93,441
9401610000	Upholstered	274,120	1,951,544	922,863	6,299,189
9401690000	Other upholstered	75,703	1,351,118	229,112	2,744,780
9401710000	Other seats, with metal frames,upholstered	493,323	4,926,415	1,485,111	14,206,603
9401790000	Other seats, with metal frames, notupholstered	280,160	4,511,716	563,280	9,544,879
9401801000	Baby walkers	25,800	207,218	54,210	444,465
9401809000	Other seats	144,676	1,469,636	466,943	3,930,944
9401901010	Parts of aircraft seats of plastics	65	37,526	16,801	126,407
9401901090	Oth parts of aircraft seats of plastics	6,632	69,355	20,050	207,566
9401902000	Parts of baby walkers	2	8,813	2	14,708
9401909100	Parts of seats of goods of subheading9401.20.00/9401.30.00	515,690	5,045,564	4,140,077	41,561,916
9401909910	Oth.of goods of subheading of plastic9401.20/9401.30	166,624	933,071	375,418	1,497,800
9401909990	Oth.of goods of subheading9401.20/9401.30	654,782	6,522,316	2,279,697	33,538,304
9402101000	Dentists' chairs	47,587	377,220	375,388	3,143,390
9402103000	Barbers' and hairdressers' chairs andparts	28,646	232,137	58,411	732,955
9402109000	Other dentists, hairdressers & barberschairs and part thereof	17,372	82,404	174,768	524,791
9402901000	Furntr.designed for medical,surgical/veterinary surg.purp.&parts thereof	38,150	226,428	700,348	2,037,015
9402909000	Oth. furntr.design for medical,surgical/veterinary surg.purp.&parts thereof	80,533	745,785	876,983	7,996,646
9403100000	Mtl furniture of a kind used in office	235,330	2,343,266	413,528	4,101,108
9403200000	Other metal furniture	1,131,694	11,216,260	2,293,394	19,594,424
9403300000	Wooden furniture of a kind usedin offices	660,313	4,575,639	864,832	5,791,623
9403400000	Wooden furniture of a kind usedin the kitchen	132,950	931,153	207,117	1,495,044
9403500000	Wooden furniture of a kind usedin the bedroom	782,939	7,561,257	1,139,431	11,164,942
9403600000	Other wooden furniture	1,746,002	13,415,868	2,166,601	17,841,788
9403700000	Furniture of plastics	108,060	1,018,337	248,317	2,357,052
9403810010	Bedroom, dining room/living room sets ofrattan	0	8,561	0	11,495
9403810020	Bedroom, dining room/living room sets ofother materials	25,593	245,148	17,507	324,594
9403810030	Furnt. of plas. of kind used in parksgardens/vestibules	742	25,878	991	28,926
9403810040	Fume cupboards for use in medicallaboratories	736	3,593	7,226	37,933
9403810090	Other furniture of bamboo or rattan	3,832	148,440	8,743	314,359
9403890010	Bedroom, dining room/living roomsets of other materials	32,434	807,788	28,553	895,104
9403890020	Oth furniture of a kind used in parks,garden/vestibules	178	155,269	206	111,789
9403890030	Fume cupboards for use in medical lab.of cane,osier,bamboo/similar materials	2,244	10,892	17,282	314,136
9403890090	Other furniture	215,741	1,763,350	480,453	3,534,509
9403900000	Parts of other furniture	321,232	4,219,690	677,045	9,111,508
9404100000	Mattress supports	44,243	339,131	108,378	821,420
9404210000	Mattresses of cell. rubber/plastics,whether/not covered	15,530	252,800	63,889	1,122,033
9404291000	Mattress springs of other materials	56,359	457,198	190,754	1,593,121
9404299000	Other mattress of other materials	105,242	1,234,412	85,644	1,267,698

I.3. IMPOR MENURUT KOMODITI / IMPORT BY HS COMMODITY
 *** DESEMBER / DECEMBER 2010 ***

H S	Uraian Komoditi Commodity Description	Berat Bersih / Net Weight (Kg)		Nilai / Value C.I.F (US\$)	
		Bulan ini Current Month	Kumulatif Cum.Jan. to date	Bulan ini Current Month	Kumulatif Cum.Jan. to date
9404300000	Sleeping bags	44	22,938	3	133,314
9404901000	Quilts, bedspreads and mattressprotectors	557	105,538	10,152	831,779
9404909000	Other articles of bedding and similarfurnishing	50,096	472,112	282,145	2,437,996
9405102000	Surgical lamps of ceiling/walllighting fittings	0	6,336	0	143,252
9405103000	Spotlights of ceiling/wall lightingfittings	109,528	1,491,424	659,405	7,262,671
9405109000	Oth chandeliers&oth elec ceiling/walllight.fittng,exc.of apublic spac.light	463,630	3,247,068	2,100,504	17,570,135
9405201000	Surgical lamps of electric table,desk,bedside/floor-standing lamps	4,019	10,044	319,906	648,491
9405209010	Elect. table of spotlights	35,098	134,219	78,433	419,175
9405209090	Oth. elect. table, desk	155,344	2,141,506	460,541	7,549,160
9405300000	Lighting sets of a kind used forchristmas trees	24,512	146,890	45,538	396,707
9405401000	Surgical lamps, incl. operat lights;pilot lamp assem for elec.-thermic dom	4,169	14,180	25,397	150,408
9405402000	Searchlights	642	39,845	5,440	231,626
9405404000	Oth. electr. lamps of spotlights	39,693	597,895	485,980	4,082,845
9405405000	Street lamps/lanterns	27,384	413,674	504,843	3,459,013
9405406000	Other exterior lighting, other thanstreet lamps/lanterns	50,088	263,091	1,267,093	2,959,641
9405407000	Non-flashing aerodrome beacons;lampsfor railwayloc.aircraft,ships ofbs mtl	5,106	60,415	91,988	1,259,902
9405408000	Pilot lamp assemblies for electrodomestic appliances of heading 85.16	2	14,862	41	83,503
9405409010	Fibreoptic operation headlights	50	4,624	2,021	26,542
9405409090	Oth electric lamps,including oth eleclamps&lighting fittings of wood	142,521	1,538,286	955,767	9,708,381
9405501100	Non elect. lamps&flighting fittings -of brass, for religius rites	44	1,459	340	5,774
9405501900	Oth. non elect. lamps&flighting fittings	34,873	228,709	46,735	351,864
9405504010	Hurricane lamps of base metal	435	193,823	456	181,146
9405504090	Other hurricane lamps	53,750	337,207	69,447	318,747
9405509011	Oil lamps of brass, used for relig.rites	133	26,977	586	108,543
9405509013	Oil lamps of plast, stone, ceramic,-glass	0	11,900	0	48,408
9405509019	Other oil lamp of plastic	0	715	0	5,321
9405509020	Miners lamps and quarrymens lamps	0	5,313	0	115,275
9405509090	Other miners lamps & quarrymenslamps	1,476	42,085	1,421	222,127
9405601000	Property protection warning signs,street name plates,road&traffic signs	2,971	74,734	13,389	577,744
9405609010	Property protection warning signs,of stone/ceramic	0	103	0	10,678
9405609090	Other property protection warningsigns	37,270	312,673	265,017	1,712,011
9405911000	Parts of glass for surgical lamps	0	141	0	20,551
9405912000	Parts of glass for spotlights	0	2,086	0	11,536
9405914000	Glass globes and chimneys for otherlamps	0	38,233	0	90,211
9405919000	Parts of glass of other lamps	21,960	328,960	79,034	1,027,295
9405922000	Parts of plastics for spotlights	689	11,521	2,465	9,491
9405929000	Parts of plastics for other lamps	267,883	2,288,185	845,828	6,754,457
9405991000	Lampshades of textile materials	20,340	39,177	94,326	189,939
9405999010	Frames for miners/quarrymenslamps	235	22,753	13,462	97,009
9405999090	Other, for the miners lamps, surgical	197,998	1,604,656	539,929	4,454,029
9406001000	Greenhouses fitted with mechanical/thermal equipment	11,453	260,243	5,620	562,759
9406009200	Other prefabricated buildings of wood	11,715	131,307	38,388	1,090,729
9406009400	Other prefabricated buildingsof iron/steel	822,684	5,235,900	1,761,746	13,655,629
9406009900	Other prefabricated buildings of othermaterials	506,434	5,561,837	1,737,950	13,773,616
9503001000	Tricycles, scooters, pedal cars andsimilar wheeled toys; dolls carriages	275,795	2,045,957	679,250	4,891,547
9503002100	Dolls, whether/not dressed	77,837	638,803	333,180	2,660,719
9503002200	Garments and garments accessories;footwear and headgear	8,658	88,703	137,064	932,767
9503002900	Other garments and garm. accessories;footwear and headgear	56,957	358,481	755,730	5,162,232
9503003000	Electric trains, includ tracks, signalsand other accessories therefor	71,379	448,169	291,404	1,908,288
9503004100	Model aircraft assembly kits	913	6,203	9,626	42,082
9503004900	Other model aircraft assembly kits	174,642	1,294,662	838,621	8,931,957
9503005000	Other construction sets&constructionaltoys, of materials other than plastics	6,428	15,815	35,522	92,215
9503006000	Stuffed toys representing animals/non-human creatures, puzzles	17,811	225,467	78,131	1,158,673
9503007100	Toys of jigsaw/picture puzzles	9,978	147,057	14,862	434,288
9503007900	Other toys of jigsaw/picture puzzles	138,088	721,066	306,951	2,015,184
9503009100	Numerical, alphabetical/animalblock/cut-outs; word builder sets;	4,863	152,753	16,032	649,138
9503009200	Skipping ropes	402	5,354	877	26,061
9503009300	Marbles	665,548	2,272,342	161,107	571,922
9503009900	Other of goods of sub heading95.03.00.9	2,301,844	17,736,484	5,843,707	49,712,808
9504100000	Video games of a kind used with atelevision receiver	93,724	1,492,075	392,150	5,573,220
9504202000	Tables for billiards of all kinds	192	25,692	1,853	37,431
9504209000	Other articles and accessories forbilliards	10,646	260,492	23,022	410,775
9504300000	Oth games, operated by coins, banknotesbank cards, tokens/by other means	158,493	1,367,122	781,898	7,386,508
9504400000	Playing cards	192,885	2,037,475	166,166	2,042,154
9504901000	Bowling requisites of all kind	0	30,758	0	75,312
9504902000	Darts and parts and accesories of darts	328	3,687	1,991	21,709
9504903900	Other tables designed for use withcasino games	0	5,510	0	16,356
9504909100	Tables designed for games	0	5,392	0	13,200
9504909900	Other tables designed for games	28,459	415,285	75,435	1,218,232
9505100000	Articles for christmas festivities	29,564	623,657	91,382	2,367,797
9505900000	Festive,carnival/oth entertn.articlesincl conjuring tricks & novelty jokes	74,509	580,379	190,250	1,912,147
9506110000	Skis of snow-skis	0	1	0	1
9506120000	Ski-fastenings (ski-bindings)	0	31	0	923
9506190000	Other snow-ski equipment	4,725	86,453	28,558	307,437
9506210000	Sailboards	1,036	3,804	12,484	48,692
9506290000	Other water-skis, surf-boards,sailboards& oth water-sport equipment	9,348	172,336	91,606	1,322,176
9506310000	Clubs for golf, complete	5,037	72,837	16,569	349,591
9506320000	Balls for golf	10,988	59,157	48,072	269,434
9506390000	Other golf equipment	2,380	58,909	12,562	510,523
9506401000	Tables tennis	105,080	312,025	158,923	599,291
9506409000	Oth articles & equip for table-tennis	28,173	284,115	198,903	839,564
9506510000	Art. & equip. for lawn tennis racketwhether/not strung	2,897	70,071	8,084	1,170,807
9506590000	Oth. art.&equip. for lawn tennis rackets	97,596	1,066,610	263,731	3,212,727

I.3. IMPOR MENURUT KOMODITI / IMPORT BY HS COMMODITY
 *** DESEMBER / DECEMBER 2010 ***

HS	Uraian Komoditi Commodity Description	Berat Bersih / Net Weight (Kg)		Nilai / Value C.I.F (US\$)	
		Bulan ini Current Month	Kumulatif Cum.Jan. to date	Bulan ini Current Month	Kumulatif Cum.Jan. to date
9506610000	Lawn-tennis balls	1,527	42,487	749	155,957
9506620000	Inflatable balls	25,119	423,682	146,798	2,456,250
9506690000	Other balls, other than golf balls & table-tennis balls	10,835	221,083	41,612	702,063
9506700000	Ice skates and roller skates, incl. skating boots with skates attached	7,118	131,329	32,918	528,384
9506910000	Artic.&equip. for general physicsexercise, gymnastics/athletics	385,935	6,589,263	1,920,553	23,910,932
9506992000	Bows and arrows for archery;crossbows	0	183	0	4,126
9506993000	Nets, cricket pads, shinguards andsimilar articles	7,344	142,076	79,457	719,543
9506995010	Shuttlecocks	4,400	47,893	95,658	484,834
9506995090	Other articles and equipment for sportbut badminton	5,943	228,917	55,221	850,871
9506999000	Oth articles&equipment for oth sports;swimming pools&padding pools	18,750	177,145	537,000	1,182,247
9507100000	Fishing rods	127,878	681,905	241,262	3,740,116
9507200000	Fish-hooks, whether/not snelled	77,894	529,835	221,003	1,971,884
9507300000	Fishing reels	63,471	442,384	151,025	1,217,829
9507900000	Other fishing rods, hooks,/reels	20,980	230,650	176,757	15,025,445
9508100000	Travelling circuses and travellingmenageries	0	8,371	0	130,230
9508900000	Roundabouts,swings,shooting galleries&oth fairgrnd amus.; trave. theatres	151,179	947,752	925,146	5,189,957
9601100000	Worked ivory and articles of ivory	0	2,959	0	44,353
9601901000	Worked mother-of pearl/tortoise-shell & articles of the foregoing	220	11,475	9,296	247,399
9601909000	Other worked mother-of pearl/tortoise-shell & articles of the foregoing	0	3,041	0	2,114
9602001000	Gelatin capsules for pharmaceuticalproducts	5,126	55,760	140,371	1,644,816
9602002000	Cigar/cigarette cases, tobacco jars andhousehold ornamental articles	2,477	24,276	8,510	54,737
9602009000	Oth worked veget/minrl carving matrl&artic.ofthese matrls;ofwax,stearin,gum	21,523	81,094	12,370	279,561
9603101000	Brushes consisting of twigs/othersvegetable material bound together	122,500	994,832	166,835	1,835,900
9603102000	Brooms consisting of twigs/othersvegetable material bound together	77,560	859,706	112,144	1,298,852
9603210000	Tooth brushes, including dental-platebrushes	147,585	1,677,209	933,450	14,554,120
9603290000	Shaving brushes, hair brush, nail brush, eyelash o. toilet brush for use on men	37,588	359,571	140,072	1,422,378
9603300000	Artists' brushes, writing brush&similarbrushes for the applic.of cosmetics	23,139	273,804	113,772	2,014,451
9603400000	Paint, d istemper, varnish/similarbrushes ; paint pads and rollers	424,508	3,849,396	707,242	5,614,039
9603500000	Other brushes constituting parts ofmachines, appliances/vehicles	42,379	481,405	172,486	2,883,018
9603901000	Prepared knots and tufts forbroom/brush making	5,020	38,700	40,447	177,714
9603902000	Hand-operated mechanical floorsweepers, not motorised	22,476	257,609	73,479	757,553
9603904000	Other brushes	140,170	1,509,103	223,487	2,349,737
9603909200	Parts for goods of subheading 9603.90.20	3,041	74,838	8,382	122,140
9603909900	Parts for goods of oth than subheading9603.90.10	126,021	1,684,264	390,613	5,817,689
9604001000	Hand sieves and hand riddles of metal	0	13,103	0	70,275
9604009000	Hand sieves and hand riddles of othermaterial	313	23,964	3,432	114,963
9605001000	Travel sets for personal toilet	3,738	61,166	8,524	432,130
9605009000	Travel sets for sewing/shoe/clothes cleaning	5,250	121,652	14,023	486,631
9606100000	Press-fasteners, snap-fasteners andpress-studs and parts therefor	47,618	568,171	661,933	9,167,819
9606210000	Buttons of plastics, not covered withtextile	237,522	2,307,793	3,527,804	29,746,393
9606220000	Buttons of base metal, not coveredwith textil	163,907	1,446,511	2,137,167	20,120,130
9606290000	Buttons of other material	110,323	1,245,893	1,102,528	9,405,201
9606300000	Button moulds&other parts of buttons;button blanks	28,343	180,843	235,702	1,811,997
9607110000	Slide fasteners fitted with chainscoops of base metal	79,113	1,362,634	1,328,572	16,757,490
9607190000	Other slide fasteners	273,635	3,476,655	3,493,218	38,931,076
9607200000	Parts of slide fasteners	418,897	4,965,369	3,289,581	22,948,828
9608101000	Ball point pens of plastics	51,369	588,611	151,316	1,900,319
9608109000	Oth. ball point pens of plastics	114,515	1,118,228	335,754	3,828,942
9608200000	Felt tipped & other porous-tipped pens& markers	78,325	896,410	281,304	3,486,796
9608310000	Indian ink drawing pens	302	465	309	1,959
9608391000	Fountain pens	23,570	271,454	53,775	370,840
9608399000	Oth. indian ink drawing pens	65,974	406,591	113,505	1,026,926
9608400000	Propelling/sliding pencils	12,192	175,597	31,085	612,178
9608500000	Sets of articles from two/more of theforegoing subheadings	97,821	952,292	372,018	3,104,321
9608601000	Refills for ball point pens of plasticscomprising the ball point&ink reservoir	2,906	26,379	16,302	299,172
9608609000	Oth. refills for ball point pens of plstc&ink reservoir	21,814	202,616	145,491	1,587,036
9608911000	Pen nibs and nib points of goldor gold plated	5	397	27,974	28,266
9608919000	Pen nibs and nib points of othermaterial	7,415	141,396	318,095	5,673,526
9608991000	Duplicating stylos	2,567	23,981	5,784	57,511
9608999000	Penholders, pencil-holders&similarholder parts of the foregoing articles	92,519	721,729	782,772	7,793,425
9609101000	Black pencils	177,339	1,621,353	467,495	3,729,810
9609109000	Crayons & other pencils with leadsencased in a rigid sheath	58,956	919,721	124,081	1,625,902
9609200000	Pencil leads, black/colored	97,602	908,530	1,221,571	7,210,752
9609901000	Slate pencils for school slates	1,451	4,157	4,725	13,783
9609903000	Pencils & crayons other than those ofsubheading 9609.10.00	9,634	150,196	39,173	412,283
9609909000	Pastels, drawing charcoals, tailors'chalks	139,015	1,172,187	365,172	2,524,849
9610001000	School slates	5,673	92,220	5,828	84,961
9610009000	Oth slates&boards, with writing/drawingsurf'es, whethr/not framed for o.school	4,186	154,524	11,072	742,070
9611000000	Date, seal/numbering stamps & the like hands operate	58,026	419,851	265,178	3,052,251
9612101000	Ribbons of textile fabric	19,258	194,442	201,793	1,751,860
9612109000	Ribbons of other materials	132,241	1,301,861	1,058,369	15,589,421
9612200000	Ink-pads	926	49,479	8,774	212,766
9613101000	Pocket lighters, gas fuelled, non-refillable of plastics	364,090	4,961,179	966,844	7,951,208
9613109000	Oth. pocket lighters, gas fuelled, non-refillable	387,544	2,360,144	521,888	2,892,639
9613201000	Pocket lighters, gas fuelled, refillable of plastics	39,620	999,736	52,551	1,159,145
9613209000	Oth. pocket lighters, gas fuelled, refillable	309,914	1,980,004	717,956	4,917,837
9613801000	Piezo-elect lighters for stoves&ranges	9,389	87,416	16,789	208,087
9613802000	Cigarette lighters/table lighter ofplastics	0	749	0	3,089
9613803000	Cigarette lighters/table lighters, oththan of plastics	0	82,969	0	669,927
9613809000	Other lighters	16,602	160,669	185,523	1,163,696
9613901000	Parts of refilled cartridge/other receptacles	9,015	35,127	19,410	82,199
9613909000	Other parts of lightersother than flints and wicks	41,120	535,069	390,551	5,520,494
9614009000	Oth smoking pipes, cigar.cigaetterholders and parts thereof	707	11,595	8,530	89,939

I.3. IMPOR MENURUT KOMODITI / IMPORT BY HS COMMODITY
 *** DESEMBER / DECEMBER 2010 ***

H S	Uraian Komoditi Commodity Description	Berat Bersih / Net Weight (Kg)		Nilai / Value C.I.F (US\$)	
		Bulan ini Current Month	Kumulatif Cum.Jan. to date	Bulan ini Current Month	Kumulatif Cum.Jan. to date
9615111000	Hair slides and the like of hard rubbers/plastics	153,081	1,345,113	363,152	3,145,664
9615119000	Combs of hard rubbers/plastics	158,674	2,123,521	377,855	4,962,605
9615191000	Hair slides and the like of material other than hard rubbers/plastics	21,689	225,666	83,672	1,052,638
9615199000	Combs of material other than hard rubbers/plastics	117,333	1,286,253	259,672	2,864,784
9615901100	Decorative hair pins of aluminium	1	911	4	8,932
9615901200	Decorative hair pins of iron/steel	556	9,584	7,836	62,152
9615901900	Oth. decorative hair pins	26,248	121,916	44,991	269,099
9615902000	Parts of decorative hair pins	81	4,404	202	6,437
9615909100	Parts decorative hair pins of aluminium	16,392	48,609	59,221	195,520
9615909200	Parts decorative hair pins of iron/steel	6,298	23,714	5,915	41,190
9615909900	Oth. parts of decorative hair pins	3,184	56,755	12,316	220,787
9616101000	Sprays of scent and similar toilet sprays	53,943	941,911	430,978	7,150,126
9616102000	Mounts and heads of the sprays	123,348	1,401,423	559,028	6,389,190
9616200000	Powder-puffs & pads for the application of cosmetics/toilet preparations	29,059	263,648	253,732	3,841,693
9617001000	Vacuum flasks and other vacuum vessels	156,032	1,352,964	310,370	3,324,500
9617002000	Parts of vacuum flasks & oth vacuum vessels other than glass inners	4,157	25,225	1,617	130,201
9618000000	Tailor' dummies & oth lay figs; auto-& oth displ. used for shop window dressing	30,674	208,870	145,890	1,315,045
9701100000	Paintings, drawings and pastels	11,114	153,552	75,149	1,516,839
9701901000	Colleges & similar decorative plaques of cut flower bud, foli/oth part of plant	1,776	8,017	4,645	13,837
9701902000	Colleges & similar decorative plaques of natural corks	0	1,005	0	11,353
9701909000	Colleges & similar decorative plaques other than of natural cork	8,611	85,674	39,603	526,746
9702000000	Original engravings, prints and lithographs	312	29,246	3,258	205,037
9703000000	Original sculptures and statuary, in any material	128,282	652,272	73,785	669,595
9704009000	Postal stationary other than postage or revenue stamps	0	415	0	54,153
9705000010	Collection and collectors pieces of zoological interest	0	20,626	0	151,845
9705000090	Collection and collectors pieces of oth than zoologic/archaeologic interest	0	42	0	5,211
9706000000	Antiques of an age exceeding one hundred years	0	53,394	0	174,286
9801101000	Sedan of head 8703 with cylinder cap <1500 cc, incompletely knocked down	0	287,597	0	5,891,037
9801102000	Oth vhcl of head 8703 with (4x2) system incompletely knocked down, for person	3,762,879	45,071,216	40,791,171	424,397,810
9801201000	Vhcls of head 8704 with gross weight <= 5 ton, incompletely knocked down	757,960	8,770,989	10,222,420	100,722,611
9801202000	Vhcls of head 8704 with 5 ton < gross weight <= 24 ton, incompletely knocked down	5,021,440	57,283,553	56,809,018	617,528,738
9801203000	Vhcls of head 8704 with gross weight > 24 ton, incompletely knocked down, for good	2,195,093	36,795,175	26,866,594	386,307,306
9801301000	Vhcls of head 8702 with gross weight <= 5 ton, incompletely knocked down	0	103,336	0	525,997
9801302000	Vhcls of head 8702 with 5 tons < gross weight <= 24 ton, incompletely knocked down	614,118	5,601,363	6,119,392	51,516,182
9801303000	Vhcls of head 8702 with gross weight > 24 tons, incompletely knocked down	0	315	0	5,641
9802100000	Rotary internal/spark-ignition combustion engine, of inckd	177,482	1,463,104	4,040,620	29,485,149
9802200000	Gear boxes, of incomplete knocked down vehicles	65,509	1,080,557	1,845,722	19,108,228
9802300000	Drive-axles, of incomplete knocked down vehicles	349,850	6,113,823	1,951,994	36,666,926
TOTAL IMPORT		10,807,379,467	*****	13,146,670,579	*****

I.4. IMPOR MENURUT NEGARA ASAL / IMPORT BY COUNTRY OF ORIGIN
 *** DESEMBER / DECEMBER 2010 ***

Country Code	Negara Asal Country of origin	Berat bersih / Net weight (Kg)		Nilai / Value C.I.F (U S \$)		
		Bulan ini Current month	Kumulatif Cum. Jan. to date	Bulan ini Current month	Kumulatif Cum. Jan. to date	
111	JP	Japan	329,085,926	3,976,855,865	1,590,924,554	16,965,800,792
112	HK	Hong Kong	21,350,113	217,407,988	189,591,498	1,860,416,825
113	KP	Korea, Democratic People's Republic	15,959	10,690,672	113,295	7,773,493
114	KR	Korea, Republic Of	398,525,566	5,315,359,399	663,818,055	7,702,999,621
115	TW	Taiwan	172,943,201	1,784,887,657	305,047,209	3,241,948,122
116	CN	China	994,781,964	10,554,375,849	2,011,726,922	20,424,218,244
117	MN	Mongolia	0	780	0	28,459
118	MO	Macau	52,297	2,495,651	317,503	8,950,109
120	PG	Papua New Guinea	4,270,065	23,569,618	2,847,554	25,248,016
121	TH	Thailand	370,421,706	5,006,499,527	624,376,958	7,470,734,795
122	SG	Singapore	1,542,965,822	17,691,904,286	1,857,193,887	20,240,830,711
123	PH	Philippines	17,216,774	323,822,984	48,947,789	706,242,791
124	MY	Malaysia	959,834,766	11,208,741,136	830,477,107	8,648,721,138
125	MM	Myanmar (form. Burma)	2,979,517	38,981,188	2,206,651	31,846,826
126	KH	Cambodia	57,045	2,261,556	558,787	4,726,490
127	BN	Brunei Darussalam	80,925,669	1,106,604,110	54,918,744	666,184,222
128	LA	Lao People's Democratic Republic	18,765	345,988	283,649	616,099
129	NP	Nepal	0	19,486	0	59,459
130	BT	Bhutan	0	99	0	86,700
131	VN	Viet Nam	304,725,932	1,001,412,338	218,009,276	1,142,267,094
132	MV	Maldives	0	127	0	1,075
133	IN	India	359,875,412	3,155,485,206	370,257,439	3,294,762,170
134	PK	Pakistan	6,225,189	68,165,365	11,881,713	99,229,649
135	BD	Bangladesh	1,079,962	26,630,251	1,662,157	36,079,169
136	LK	Sri Lanka	14,582,851	169,921,026	7,254,653	78,179,730
137	AF	Afghanistan	0	8	0	535
138	ID	Indonesia	2,608,212	31,756,655	7,421,641	125,652,294
141	IQ	Iraq	213,440	1,536,070	102,451	969,356
142	IR	Iran (Islamic Republic Of)	76,727,699	765,686,559	64,550,981	590,400,952
143	SA	Saudi Arabia	665,176,206	6,834,678,952	480,243,616	4,360,839,696
144	IL	Israel	3,055	357,486	233,930	9,824,756
145	KW	Kuwait	267,080,752	1,996,480,143	195,449,535	1,372,712,604
146	JO	Jordan	159,141,290	579,960,736	42,220,263	125,078,024
148	LB	Lebanon	30,271	3,999,258	33,692	57,595,229
149	PN	Palestina	1,000	3,389,207	8,291	3,341,186
151	YE	Yemen	92,326	839,147	153,161	3,339,882
152	OM	Oman	10,546,537	152,883,080	18,709,746	203,403,677
153	SY	Syria Arab Republic	106,785	2,933,680	650,907	7,316,128
154	TR	Turkey	64,910,504	623,081,089	32,331,238	304,760,127
155	AE	United Arab Emirates	74,957,255	685,713,085	65,576,466	487,441,862
156	QA	Qatar	184,432,582	692,332,846	170,410,797	576,102,970
157	BH	Bahrain	93,985,796	277,930,331	38,854,852	126,930,613
158	CY	Cyprus	1,044,404	8,394,749	264,206	8,437,615
159	OD	Oth.west Asia	0	1	0	61
211	EG	Egypt	167,617,141	1,158,934,346	18,974,183	190,698,795
212	LY	Libyan Arab Jamahiriya	0	6,130	0	272,520
213	MA	Morocco	25,435	68,067,221	732,021	42,069,877
214	TN	Tunisia	1,405,403	22,958,146	1,150,228	15,432,023
215	DZ	Algeria	126,202,685	380,195,575	88,136,522	262,098,129
216	SD	Sudan	22,322	165,545,892	78,272	103,656,686
217	ER	Eritrea	0	17,552	0	115,581
219	NA	Namibia	538,810	4,464,160	192,141	6,898,007
220	EH	Western Sahara	0	7	0	1,821
221	ET	Ethiopia	1,830,101	4,504,527	1,296,487	5,088,205
222	TZ	Tanzania, United Republic Of	1,520,047	23,575,326	2,974,500	36,619,573
223	MG	Madagascar	277,500	3,058,693	659,779	6,454,311
224	SO	Somalia	0	31,705	0	75,466
225	KE	Kenya	344,807	28,694,775	991,412	22,846,043
226	RE	Reunion	0	391,841	0	74,058
227	MZ	Mozambique	1,832,301	23,128,029	2,302,576	23,854,403
228	BW	Botswana	5	113	81	2,546
229	GQ	Equatorial Guinea	0	2	0	12
230	TG	Togo	0	4,545,927	0	6,747,777
231	GH	Ghana	365,967	10,037,499	601,303	32,850,491
232	LR	Liberia	1,308,077	8,520,738	523,420	7,528,521
233	GN	Guinea	38,040	580,926	15,254	265,317
234	AO	Angola	614,580	4,638,232	186,735	3,381,224
235	CG	Congo	384	587,931	18,260	528,236
236	CM	Cameroon	223,636	7,565,499	155,049	16,438,298
237	NG	Nigeria	126,985,792	1,489,172,840	82,076,991	921,592,571
238	SL	Sierra Leone	981,215	3,760,500	423,804	1,605,381
239	GA	Gabon	0	213,825	0	228,448
240	CI	Cote D'ivoire	775,775	19,512,105	2,511,050	44,958,503
241	SN	Senegal	902,611	5,589,684	398,374	2,696,797
242	MR	Mauritania	0	1,498,993	0	650,358
243	ML	Mali	7,142	11,474,148	397,694	21,080,920
244	BJ	Benin	438,670	16,810,610	484,742	25,822,752

I.4. IMPOR MENURUT NEGARA ASAL / IMPORT BY COUNTRY OF ORIGIN
 *** DESEMBER / DECEMBER 2010 ***

Country Code	Negara Asal Country of origin	Berat bersih / Net weight (Kg)		Nilai / Value C.I.F (U S \$)	
		Bulan ini Current month	Kumulatif Cum. Jan. to date	Bulan ini Current month	Kumulatif Cum. Jan. to date
245	BF Burkina Faso	20,399	29,664,961	44,971	53,288,138
246	GW Guinea Bissau	85,070	85,071	29,775	29,778
247	GM Gambia	649,565	2,452,874	251,363	1,039,525
248	VI U.s. Virgin Islands	0	120,139	0	626,613
249	SC Seychelles	0	47,384	0	568,682
251	UG Uganda	425,653	4,702,130	1,538,880	10,541,286
252	CF Central African Republic	25,274	3,769,801	55,719	6,979,954
253	NE Niger	54	79,858	345	591,798
254	TD Chad	99,917	1,666,423	242,305	2,977,960
255	DJ Djibouti	240,000	300,825	240,000	261,897
256	SH Saint Helena	284	88,466	12,544	418,439
257	ST Sao Tome And Principe	0	74	0	8,889
260	SZ Swaziland	100,275	1,056,979	629,754	7,048,587
261	ZA South Africa	44,058,041	565,963,189	43,333,182	516,587,850
262	ZW Zimbabwe	760,785	7,712,780	1,803,549	20,992,562
263	ZM Zambia	0	1,852,179	0	3,414,606
264	MW Malawi	178,510	6,487,097	283,933	9,963,786
265	KM Comoros	0	220,070	0	102,552
266	BI Burundi	0	93,112	0	140,871
267	MU Mauritius	277,238	1,211,862	302,299	1,401,842
268	RW Rwanda	1,372	1,403	19,104	19,765
298	VG Virgin Islands (british)	63,019	850,097	508,648	15,714,822
311	AU Australia	765,632,727	7,523,486,985	402,515,266	4,099,038,523
312	NZ New Zealand	43,953,629	571,152,914	53,379,962	726,919,002
318	FM Micronesia, Federated States Of	249	2,131	804	7,556
319	GU Guam	880	887	3,553	3,761
321	NR Nauru	0	590	0	41,974
322	NC New Caledonia	2	60,030	2	449,520
323	NU Niue	0	2	0	62
325	VC Saint Vincent And The Grenadines	205,606	279,205	386,385	658,326
326	VU Vanuatu	12,500	344,985	45,324	1,234,122
328	IO British Indian Ocean Territory	7,150	13,476	9,537	69,465
329	ON Oth.oceania	0	193,020	0	332,946
331	AS American Samoa	783,482	7,340,470	991,446	7,249,920
332	CK Cook Islands	0	232,814	0	712,979
333	FJ Fiji	368,699	2,725,998	129,788	1,174,017
334	KI Kiribati	0	4,008,970	0	3,040,271
335	MH Marshall Islands	0	10,770,100	0	25,562,809
336	WS Samoa	20,371	42,949	127,741	219,680
337	SB Solomon Islands	360,000	7,240,354	1,058,387	11,340,991
338	TO Tonga	0	99,992	0	200,052
339	TV Tuvalu	0	1,376,998	0	1,071,655
340	CX Christmas Islands	0	17,280	0	217,876
341	UM United States Minor Outlying Island	236	242	15,547	16,517
342	CC Cocos (keeling) Islands	40	2,444	2,835	13,893
343	TK Tokelau	0	3,027	0	24,551
391	TL East Timor	39,550	927,673	7,427	633,035
411	US United States	648,670,643	6,109,923,013	773,035,178	9,399,150,448
412	CA Canada	257,182,819	1,997,758,764	144,073,107	1,108,416,133
421	MX Mexico	2,215,410	61,696,407	35,987,413	212,867,107
422	GT Guatemala	121	128,963	11,111	201,778
423	HN Honduras	63,029	481,423	58,366	278,310
424	NI Nicaragua	5	53,214	265	179,139
425	PA Panama	2,495,033	29,538,432	4,196,633	47,382,987
426	CU Cuba	47,025	57,351	246,568	1,082,890
427	CB Curacao	0	10,203	0	37,977
428	SR Suriname	54	200,704	2,530	114,990
431	CL Chile	7,249,556	1,237,286,073	6,806,724	309,054,738
432	VE Venezuela	313	230,946	19,874	803,397
433	AR Argentina	266,258,232	2,573,427,398	124,596,227	945,119,076
434	BR Brazil	514,926,697	3,318,152,640	302,574,730	1,717,473,619
435	CO Colombia	1,411,122	21,029,469	1,862,592	31,193,899
436	BO Bolivia	0	741,483	0	471,701
437	UY Uruguay	369,715	9,418,271	311,359	7,933,291
438	PY Paraguay	290,978	9,897,148	306,203	7,610,027
441	EC Ecuador	115,250	946,120	157,875	2,494,167
442	PE Peru	1,976,039	21,029,245	2,926,937	31,457,257
443	GY Guyana	0	611,399	0	436,967
444	TT Trinidad And Tobago	530,270	100,607,019	196,200	27,668,289
445	BS Bahamas	70,597	13,373,805	29,523	17,128,156
446	JM Jamaica	9	1,211,414	30	500,950
447	PR Puerto Rico	5,300,135	7,163,967	3,204,494	16,219,627
448	BZ Belize	24,000	275,533	10,080	283,035
449	DO Dominican Republic	283,035	1,225,103	129,781	932,369
450	SV El Salvador	131	67,125	2,995	91,514
451	CR Costa Rica	10,933	2,179,221	392,896	8,955,094
452	HT Haiti	110,583	1,038,142	42,919	396,785

I.4. IMPOR MENURUT NEGARA ASAL / IMPORT BY COUNTRY OF ORIGIN
 *** DESEMBER / DECEMBER 2010 ***

Country Code	Negara Asal Country of origin	Berat bersih / Net weight (Kg)		Nilai / Value C.I.F (U S \$)	
		Bulan ini Current month	Kumulatif Cum. Jan. to date	Bulan ini Current month	Kumulatif Cum. Jan. to date
453	BB Barbados	87,304	326,044	30,986	161,942
454	AG Antigua And Barbuda	1,300	1,907	3,649	9,388
455	AI Anguilla	4	21,052	192	33,871
456	AW Aruba	0	322,952	0	59,038
457	BM Bermuda	0	46,442,331	0	34,269,398
458	CV Cape Verde	0	2,625	0	22,669
459	KY Cayman Islands	0	1,607	0	4,702
460	DM Dominica	2	188,016	56	219,551
463	PF French Polynesia	0	44	0	360
465	GD Grenada	0	99,831	0	221,292
466	MQ Martinique	237,600	237,600	66,357	66,357
467	AN Netherlands Antilles	37,775	291,964	214,515	1,343,365
468	NF Norfolk Islands	12,000	150,784	75,696	804,440
469	LC Saint Lucia	0	167,202	0	185,502
470	SM San Marino	912	912	4,209	4,209
471	TC Turks And Caicos Islands	0	231	0	587
472	GP Guadeloupe	0	256	0	12,873
473	KN Saint Kitts And Nevis	0	10	0	330
511	GB United Kingdom	50,445,166	579,407,063	73,696,181	937,859,957
512	NL Netherlands	24,915,435	430,369,009	62,334,057	681,914,963
513	FR France	33,044,412	341,725,296	106,872,452	1,340,480,752
514	DE Germany	76,739,922	728,011,588	296,384,900	3,006,656,359
515	AT Austria	2,771,196	44,154,796	22,540,174	291,983,969
516	BE Belgium	27,737,201	401,619,145	35,153,054	555,395,032
517	CH Switzerland	2,717,602	39,435,410	41,686,470	468,698,555
518	LU Luxembourg	176,546	5,895,537	468,549	6,060,451
519	GI Gibraltar	0	50,239	0	215,023
520	MC Monaco	848	9,750	13,505	237,270
521	DK Denmark	2,039,303	26,583,423	10,081,946	168,386,718
522	NO Norway	12,132,333	196,352,125	11,568,188	298,081,760
523	SE Sweden	10,638,506	158,454,012	60,937,302	725,601,211
524	FI Finland	2,938,463	61,278,048	26,737,362	358,726,965
525	IE Ireland	3,331,260	24,608,933	7,006,072	101,980,582
526	IT Italy	37,858,577	427,805,319	95,078,918	909,727,145
527	ES Spain	9,449,872	123,937,500	28,438,030	309,265,609
528	PT Portugal	902,517	17,071,292	1,007,135	16,961,164
529	IS Iceland	40,733	281,909	153,259	2,424,584
530	MS Montserrat	0	4,938	0	107,521
531	GR Greece	8,999,509	81,650,553	11,217,383	66,874,899
532	VA Vatican City State (holy See)	0	86	0	3,090
533	AD Andorra	0	50,229	0	173,615
534	LI Liechtenstein	68	10,477	2,148	146,638
539	OE Oth.west Europe	0	134	0	2,028
540	CD Democratic Republic Of The Congo	179,177	1,701,858	408,693	4,765,872
542	HU Hungary	265,172	10,341,869	11,157,783	146,916,046
543	PL Poland	1,335,164	13,293,997	3,385,239	45,667,514
544	RO Romania	169,954	4,572,941	799,272	13,015,433
545	BG Bulgaria	29,705,535	141,494,283	7,037,133	37,968,557
547	YU Serbia	84	23,506	1,615	391,608
548	AL Albania	2,079	126,919	32,479	574,556
549	AM Armenia	0	67,381	0	193,128
550	AZ Azerbaijan	133,445,728	1,518,197,637	86,263,429	896,389,992
551	BY Belarus	4,628,066	296,930,485	2,314,324	127,006,657
552	KZ Kazakhstan	329,507	11,717,071	827,733	26,511,783
553	KG Kyrgyzstan	18,639	1,458,741	103,445	3,039,760
554	MD Moldova, Republic Of	54	3,033	2,328	190,069
555	TJ Tajikistan	259,662	2,757,053	517,652	4,870,496
556	TM Turkmenistan	0	504,134	0	949,670
557	UA Ukraine	88,548,515	996,824,396	55,474,625	590,336,849
558	UZ Uzbekistan	63,000	3,366,165	134,190	6,472,258
559	LT Lithuania	971,541	41,640,547	412,697	19,414,157
560	LV Latvia	551	2,232,498	8,612	1,435,083
561	EE Estonia	1,049,503	4,060,679	495,473	2,813,840
562	GE Georgia	1,292	2,702,725	20,668	2,255,350
563	HR Croatia	124,480	2,160,104	1,441,132	7,770,893
564	BA Bosnia And Herzegovina	212	24,425	3,766	59,304
565	MT Malta	2,146	5,573,412	308,969	9,973,077
566	SK Slovakia	382,623	3,617,645	909,130	9,117,847
567	SI Slovenia	53,051	3,828,858	647,399	21,943,214
568	CZ Czech Republic	1,153,208	10,726,989	19,658,785	67,880,578
569	GS South Georgia And The South Sa	0	53	0	459
570	MK Rep. Of Macedonia	49	56,561	717	44,857
571	FO Faeroe Islands	0	202,000	0	100,500
572	RU Russia Federation	52,210,737	1,788,787,138	38,465,510	1,076,206,469
TOTAL IMPORT		10,544,653,530	99,893,622,851	13,007,603,335	122,516,613,469

I.5. IMPOR MENURUT PROPINSI DAN PELABUHAN BONGKAR
 IMPORT BY PROVINCE AND PORT OF IMPORTATION
 *** DESEMBER / DECEMBER 2010 ***

Kode	Pelabuhan Bongkar Port of Importation	Berat bersih / Net weight (Kg)		Nilai / Value C.I.F (U S \$)	
		Bulan ini Current month	Kumulatif Cum. Jan. to date	Bulan ini Current month	Kumulatif Cum. Jan. to date
	NANGGROE ACEH DARUSSALAM				
104	IDLSW Lhok Seumawe	15,371,940	228,602,933	7,186,770	38,387,804
105	IDIDI Idi	15,356,940	124,174,420	7,180,336	12,358,364
106	IDLAS Langsa, Sumatra	0	1	0	603
108	IDMEQ Meulaboh	0	2,682,164	0	1,611,042
110	IDSIN Sinabang	0	5,296,360	0	11,054,279
111	IDTPK Tapaktuan	0	1,070,000	0	453,062
117	IDKRU Krueng R. Malahayati	0	19,380	0	481,688
118	IDKLS Kuala Langsa	0	10,526,606	0	6,510,087
119	IDLHK Lhok Nga	15,000	3,301,002	6,434	2,892,735
		0	81,533,000	0	3,025,944
	SUMATERA UTARA				
143	IDTPR Tanjung Pura	609,085,248	6,171,872,546	360,626,881	3,587,979,779
144	IDBLW Belawan	0	32,999	0	133,499
145	IDTJB Tanjung Balai Asahan	529,349,779	5,504,843,518	324,715,003	3,296,270,418
159	IDSLG Sibolga	5,734,614	69,794,098	2,734,577	27,082,384
165	IDPTE Pulau Tello	1,446,485	5,392,747	762,297	2,901,667
166	IDMES Medan / Polonia (u)	0	48,000	0	15,264
170	IDKTJ Kuala Tanjung	169,961	1,926,698	2,694,668	33,164,745
		72,384,409	589,834,486	29,720,336	228,411,802
	SUMATERA BARAT				
191	IDTBY Padang/tl.bayur	111,257,147	1,123,634,680	83,247,600	751,377,738
192	IDPDG Padang / Tabing (u)	111,257,147	1,123,633,805	83,247,600	751,284,598
		0	875	0	93,140
	RIAU				
225	IDDUM Dumai	276,268,283	2,214,456,681	157,131,532	1,118,575,715
230	IDSPA Selat Panjang	187,617,531	1,169,805,763	97,238,240	504,700,272
233	IDPEK Pekanbaru (rumbai)	86,541	356,637	94,351	257,223
235	IDSUQ Sungai Guntung	2,168,567	26,113,906	3,016,746	42,308,862
242	IDTEM Tembilahan	22,149,804	33,436,131	12,440,136	18,282,836
243	IDKEN Kuala Enok	0	953,079	0	3,486,616
261	IDPKU Simpang Tiga (u)	63,392	63,392	105,525	105,525
270	IDRGT Rengat/ Japura (u)	2,393	94,135	35,158	3,409,939
273	IDPAK Pekan Baru	0	122	0	814
277	IDBUN Buatan	2,017,716	54,268,480	3,513,720	68,220,555
278	IDPWG Perawang, Sumatra	19,693,402	364,843,290	16,841,746	182,179,674
279	IDTSM Tanjung Samak	42,468,937	564,220,319	23,845,910	295,528,374
		0	301,427	0	95,025
	JAMBI				
291	IDKTK Kuala Tungkal	11,051,207	234,862,918	30,975,633	252,504,470
292	IDMSA Muara Sabak	10,684,892	116,325,194	26,273,299	107,368,004
293	IDDJM Jambi	0	95,045,210	0	83,150,297
		366,315	23,492,514	4,702,334	61,986,169
	SUMATERA SELATAN				
326	IDPLA Palembang - Plaju	42,303,419	400,496,236	27,517,293	365,850,596
334	IDPLM Sm.badaruddin (u)	1,547,880	4,990,841	777,036	3,625,862
340	IDMRI Musi River/boom Baru	499	107,752	8,204	2,941,588
		40,755,040	395,397,643	26,732,053	359,283,146
	BENGGKULU				
361	IDBKU Bengkulu	0	6,884,001	0	5,754,811
		0	6,884,001	0	5,754,811
	LAMPUNG				
364	IDKTA Kota Agung	345,695,665	2,603,898,793	284,095,963	1,906,833,926
394	IDTKB Teluk Betung	200,458,750	1,139,947,503	183,432,952	866,706,387
395	IDPJG Panjang	0	4,451	0	997
		145,236,915	1,463,946,839	100,663,011	1,040,126,542
	BANGKA BELITUNG				
321	IDMUO Muntok	6,320,901	57,914,441	9,559,950	73,704,546
323	IDPGX Pangkal Balam	550,001	6,147,859	2,442,180	10,701,143
328	IDTPD Tanjung Pandan	4,585,900	45,978,902	3,495,693	54,600,909
333	IDTSE Tanjung Seliu	1,185,000	4,167,480	3,622,077	4,746,227
335	IDPGK Pangkal Pinang (u)	0	54,000	0	429,316
339	IDBLJ Belinju	0	3,200	0	16,168
		0	1,563,000	0	3,210,783
	KEPULAUAN RIAU				
248	IDTBK Tg Balai Karimun	267,077,614	3,959,595,575	909,528,924	9,782,184,700
249	IDPSS Pulau Sambu	2,419,772	37,302,733	11,867,518	98,466,343
250	IDTAN Tanjung Uban	0	308,573,801	0	163,159,478
251	IDTPN Tanjung Pinang	4,702,109	755,533,685	108,687,156	955,018,724
252	IDTER Terempa	316,626	18,426,365	200,607	11,350,307
253	IDPEU Penuba	2,253,133	6,377,837	30,308,239	48,991,486
254	IDTBT Tanjung Batu, Riau	0	1,760	0	1,231
257	IDBPD Belakang Padang	0	848,784	0	3,298,361
258	IDBTU Batu Ampar	0	9	0	22,238
260	IDDAS Singkep - Dabo	157,026,694	1,524,889,274	400,223,786	4,572,431,783
262	IDTNJ Kijang (u)	120,000	316,740	116,211	727,639
265	IDSKP Sekupang	140	1,735	395	5,078
		36,196,389	319,229,798	249,215,036	2,466,335,939

I.5. IMPOR MENURUT PROPINSI DAN PELABUHAN BONGKAR
 IMPORT BY PROVINCE AND PORT OF IMPORTATION
 *** DESEMBER / DECEMBER 2010 ***

Kode	Pelabuhan Bongkar Port of Importation		Berat bersih / Net weight (Kg)		Nilai / Value C.I.F (U S \$)	
			Bulan ini Current month	Kumulatif Cum. Jan. to date	Bulan ini Current month	Kumulatif Cum. Jan. to date
267	IDKAB	Kabil/panau	63,922,790	986,440,834	58,133,337	961,520,104
269	IDUNA	Udang Natuna	0	37,185	0	39,939
271	IDBTH	Hang Nadim (u)	119,961	1,277,530	50,776,639	500,295,583
272	IDMNT	Mantang, Riau	0	337,505	0	520,467
	DKI JAKARTA		2,857,803,169	29,100,541,771	6,620,336,031	70,069,084,724
431	IDTPP	Tanjung Priok	2,819,181,218	28,655,260,770	5,588,371,164	60,071,462,339
432	IDKLB	Kalibaru	28,366,157	339,201,053	16,848,848	173,947,250
433	IDJKT	Jakarta / Pasar Ikan	148,885	480,373	2,654,196	3,308,886
434	IDCGK	Sukarno Hatta (u)	9,991,621	104,363,861	1,000,954,141	9,690,416,505
435	IDPSB	Jkt./ Pos Pasar Baru	0	123	0	3,721
436	IDHLP	Hlm. Perdana Kusuma	115,288	1,235,591	11,507,682	129,946,023
	JAWA BARAT		191,937,605	3,523,055,095	130,654,592	2,300,578,105
463	IDCBN	Cirebon/pengung	12,330,946	158,237,168	6,290,763	87,664,632
466	IDBDO	Husein Sastranegara	1	1,593	80	96,226
467	IDBLG	Balongan	179,541,535	3,340,082,493	124,327,463	2,190,125,943
468	IDBND	Bandung(ptt/gd Bage)	65,123	8,290,744	36,286	11,561,520
470	IDCRB	Cirebon (ptt)	0	11	0	4,869
477	IDPNN	Pamanukan, Java	0	9,254	0	25,998
480	IDCIN	Cinta, Java	0	16,433,832	0	11,098,917
	JAWA TENGAH		826,648,392	11,738,362,637	723,063,036	9,645,055,400
494	IDTES	Tanjung Emas	255,252,657	3,117,248,932	346,561,815	4,385,703,540
495	IDCXP	Cilacap	567,533,080	8,573,989,330	374,774,045	5,233,054,353
496	IDSRG	Achmad Yani (u)	18,013	132,367	249,320	1,904,678
497	IDSMR	Semarang (ptt)	3,843,558	46,965,453	1,398,706	23,493,229
498	IDSOC	Jebres/adi Sumarmo	1,084	26,555	79,150	899,600
	D I YOGYAKARTA		3,058	31,642	209,660	1,425,336
531	IDJOG	Adi Sucipto (u)	3,058	31,635	209,660	1,425,272
532	IDJOK	Yogyakarta (ptt)	0	7	0	64
	JAWA TIMUR		1,970,024,661	21,032,668,320	1,476,346,583	15,984,224,882
561	IDTUB	Tuban	212,003,328	2,464,039,754	152,096,207	1,510,702,300
562	IDGRE	Gresik	296,786,410	1,849,980,516	132,233,288	670,144,755
563	IDTPE	Tanjung Perak	1,446,491,401	15,685,012,608	1,154,928,704	12,475,156,860
564	IDPAZ	Pasuruan	5,000,000	5,000,000	305,000	305,000
565	IDPRO	Probolinggo	0	36,994,236	0	264,634,511
566	IDPRN	Panarukan	0	808,519,248	0	547,282,314
567	IDBJU	Banyuwangi	0	139,488,441	0	111,537,876
573	IDPAC	Pacitan	0	1,435,468	0	7,635,170
575	IDSAM	Sampang	21,269	40,769	176,111	237,611
576	IDKLG	Kalianget	8,535,520	28,540,605	1,736,509	15,446,077
582	IDSPK	Sepekan	0	2,277,000	0	17,600,000
587	IDSUB	Surabaya /Juanda (u)	897,505	8,259,977	33,809,440	351,901,627
588	IDSUR	Surabaya (ptt)	289,228	3,079,663	1,061,324	11,640,345
594	IDSUP	Sumenep, Madura	0	35	0	436
	BANTEN		1,594,120,402	13,694,394,866	990,157,772	7,675,590,911
461	IDMRK	Merak	734,423,665	6,721,638,110	639,653,470	5,096,107,038
471	IDTLN	Tanjung Leneng	4,055,405	46,581,469	6,454,341	71,876,955
473	IDCGD	Cigading	855,641,332	6,926,175,287	344,049,961	2,507,606,918
	B A L I		75,947,497	948,639,595	90,705,956	952,638,299
613	IDBOA	Benoa/Ioloan	75,632,994	929,030,209	83,121,711	828,088,436
618	IDCBW	Celukan Bawang	0	16,244,578	0	34,134,573
620	IDDPS	Ngurah Rai (u)	314,503	3,364,808	7,584,245	90,415,290
	NUSA TENGGARA BARAT		8,868,154	75,846,391	19,288,486	300,447,971
655	IDBMU	Bima	6,189,090	58,825,821	17,898,706	287,600,315
660	IDLEM	Lembar	2,679,064	2,759,224	1,389,780	1,785,335
661	IDAMI	Mataram / Selaparang	0	276	0	8,106
663	IDBDS	Badas Sumbawa	0	14,261,070	0	11,054,215
	NUSA TENGGARA TIMUR		19,439,394	82,447,920	9,522,532	50,563,346
683	IDMOF	Maumere	1,999,844	3,999,688	1,197,905	2,372,812
685	IDWGP	Waingapu	0	11,334,697	0	5,831,167
686	IDATA	Atapupu	39,550	530,101	7,427	152,530
688	IDKBH	Kalabahi	0	186,095	0	430,916
693	IDTEN	Tenau	17,400,000	66,397,339	8,317,200	41,775,921
	KALIMATAN BARAT		19,448,547	174,505,841	16,526,657	153,833,298
714	IDPON	Pontianak	14,951,885	154,734,471	12,926,530	131,091,126
715	IDKTG	Ketapang K. Barat	0	1,130,826	0	4,145,000
721	IDKDW	Kendawangan	2,643,469	12,272,492	2,053,800	12,650,735
722	IDPNK	Supadio (u)	75	1,080	89,660	1,258,429

I.5. IMPOR MENURUT PROPINSI DAN PELABUHAN BONGKAR
 IMPORT BY PROVINCE AND PORT OF IMPORTATION
 *** DESEMBER / DECEMBER 2010 ***

Kode	Pelabuhan Bongkar Port of Importation	Berat bersih / Net weight (Kg)		Nilai / Value C.I.F (U S \$)	
		Bulan ini Current month	Kumulatif Cum. Jan. to date	Bulan ini Current month	Kumulatif Cum. Jan. to date
723	IDTKA Telok Air	1,668,879	4,627,971	1,296,994	3,409,621
726	IDENT Entikong	184,239	1,739,001	159,673	1,278,387
	KALIMANTAN TENGAH	5,193,469	27,820,883	9,874,634	58,838,057
743	IDPKN Pangkalan Bun	958,624	965,224	2,268,486	2,274,845
744	IDKUM Kumai	0	4,168,065	0	10,897,074
746	IDSMD Sampit	4,234,845	22,687,594	7,606,148	45,666,138
	KALIMANTAN SELATAN	369,728,515	2,322,298,140	301,638,224	1,845,751,166
771	IDBAN Banjarmasin	17,047,414	197,018,674	35,970,565	423,001,162
773	IDKTB Kotabaru	352,681,101	2,123,462,226	265,667,659	1,419,396,588
775	IDBLC Batu Licin	0	1,817,240	0	3,353,416
	KALIMANTAN TIMUR	960,007,544	8,386,929,762	700,610,759	6,269,010,496
803	IDBPP Balikpapan	805,220,989	7,171,458,327	575,169,401	5,042,837,974
805	IDSRD Samarinda	135,485,570	474,574,318	92,181,258	486,198,202
806	IDTRD Tanjung Redep	0	72,359,319	0	3,744,888
807	IDTJS Tanjung Selor	0	21,700,000	0	86,769
808	IDLIN Lingkas Tarakan	0	66,844,518	0	44,880,596
809	IDNNX Nunukan	2,400,000	169,826,545	11,810	2,956,405
810	IDTGR Pasir/tanah Grogot	0	424,160	0	2,330,000
812	IDBYQ Bunyu	0	44,896,760	0	245,371
813	IDTSG Tanjung Sangata	12,687,719	177,234,275	21,404,014	334,544,362
814	IDBPN Sepinggau (u)	213,266	3,419,331	11,822,681	213,175,259
815	IDTRK Tarakan (u)	0	700	0	3,642
817	IDBTG Bontang	0	139,338,459	0	119,639,634
819	IDJUA Juata Tarakan	0	3,799,050	0	1,680,623
822	IDADB Adang Bay	0	20,054,000	0	16,582,501
826	IDSKI Sangkulirang	4,000,000	17,000,000	21,595	84,858
996	IDBEJ Berau	0	4,000,000	0	19,412
	SULAWESI UTARA	8,399,728	36,661,370	6,392,734	71,347,148
834	IDMND Manado	160,840	176,020	195,426	541,426
835	IDBIT Bitung	8,238,888	36,477,156	6,197,308	70,778,354
843	IDMDC Sam Ratulangi (u)	0	8,194	0	27,368
	SULAWESI TENGAH	7,933,394	20,817,036	4,993,215	18,659,992
861	IDTLI Toli-toli	0	999,922	0	599,953
867	IDPSJ Posso	681,942	2,867,192	1,500,933	6,248,931
877	IDPAT Pantoloan	7,251,452	16,949,922	3,492,282	11,811,108
	SULAWESI SELATAN	115,141,133	1,680,784,871	72,850,611	987,318,860
892	IDPAP Pare-pare	5,801,782	29,667,760	3,602,980	19,790,749
893	IDUUU Ujungpandang	35,503,653	1,156,068,122	31,763,137	688,830,791
897	IDMLI Malili, Sulawesi	73,819,383	489,615,631	36,917,149	266,747,197
901	IDBNT Banta Eng	0	5,372,174	0	8,249,025
904	IDUPG Hasanuddin (u)	0	9,252	0	967,515
907	IDSQR Soroako	16,315	51,932	567,345	2,733,583
	SULAWESI TENGGARA	1,125,396	3,032,076	596,459	1,686,389
922	IDKDR Kendari	1,125,396	3,032,076	596,459	1,686,389
	GORONTALO	1,650,000	8,828,917	898,425	17,448,148
841	IDGOR Gorontalo	1,650,000	8,828,917	898,425	17,448,148
	MALUKU	47,012,556	311,370,208	36,794,640	333,953,050
946	IDAMB Ambon	46,645,630	291,387,191	34,065,571	312,357,012
948	IDBAD Banda Naira	0	2,123,280	0	375,987
949	IDLUV Tual	350,302	2,415,582	2,428,096	6,965,647
951	IDTUL Tulehu	16,624	16,624	300,973	300,973
952	IDABN Ambon (ptt)	0	10,202,921	0	9,278,944
957	IDARB Aroe Bay	0	5,224,610	0	4,674,487
	MALUKU UTARA	2,366,781	18,160,768	1,901,009	17,250,565
942	IDTTE Ternate	685,981	3,048,305	571,009	15,198,003
961	IDMAL Mangole	0	12,450,000	0	52,109
962	IDOBI Obi Island	1,680,800	2,662,463	1,330,000	2,000,453
	PAPUA BARAT	307,980	9,678,802	71,857	49,073,350
971	IDSOR Sorong	307,980	9,673,738	71,857	46,663,883
982	IDSQJ Sorong / Jefman (u)	0	1,228	0	2,146,108
985	IDNTI Bintuni, Irian Jaya	0	3,836	0	263,359
	PAPUA	39,840,668	501,906,603	63,366,161	976,350,470
974	IDJYP Jayapura	6,101,224	12,203,265	2,927,472	5,865,965
979	IDMKQ Merauke	1,490,771	6,255,931	752,621	18,524,095
980	IDTIM Amamapare	32,238,739	479,097,618	51,519,706	921,734,079
983	IDDJJ Jayapura / Sentani	9,934	4,349,789	8,166,362	30,226,331
	TOTAL IMPORT	10,807,379,467	110,701,002,318	13,146,670,579	135,663,284,048

I.6 IMPOR KOMODITI MENURUT NEGARA ASAL / IMPORT BY COUNTRY OF ORIGIN
DAN LIMA GOLONGAN BARANG (SITC) UTAMA / AND FIVE MAJOR SITC COMMODITY GROUP
** DESEMBER / DECEMBER 2010 **

Negara Asal/SITC/Uraian Golongan Barang <i>Country of Origin/SITC/group Description</i>	Berat Bersih / <i>Net Weight (Kg)</i>		Nilai CIF / <i>CIF Value (US\$)</i>	
	Bulan ini <i>Current month</i>	Kumulatif <i>Cum. Jan to date</i>	Bulan ini <i>Current month</i>	Kumulatif <i>Cum. Jan to date</i>
JAPAN				
782 Motor Vehicle For The Transportation Of Goods	12 536 149	165 225 589	143 661 875	1 647 582 356
723 Civil Engineering And Contractor Plants And Equipments/parts	11 449 960	157 381 958	76 058 002	996 715 282
784 Parts And Accessories Of The Motor Vehicles	5 022 991	63 720 034	70 834 911	819 978 537
713 Internal Combustion Piston Engines And Parts	4 493 409	50 468 078	70 018 153	755 167 079
673 Flat Rolled Products, Not Clad	86 995 785	877 413 393	77 604 278	743 218 172
LAINNYA	208 587 632	2 662 646 813	1 152 747 335	12 003 139 366
SUB TOTAL	329 085 926	3 976 855 865	1 590 924 554	16 965 800 792
HONG KONG				
764 Telecommunication Equipments And Parts	867 600	8 622 392	33 814 379	357 331 023
652 Cotton Fabrics, Woven	1 880 974	22 048 468	19 551 237	193 345 000
655 Knitted Or Crocheted Fabrics	2 193 314	17 911 835	20 955 323	152 962 456
776 Thermionic, Cold Cathode, And Photo Cathode Valves/tubes	518 278	4 407 229	12 874 313	125 302 196
772 Electrical Apparatus For Making And Breaking Electrical Circ	231 550	3 371 758	9 736 313	100 438 293
LAINNYA	15 658 397	161 046 306	92 659 933	931 037 857
SUB TOTAL	21 350 113	217 407 988	189 591 498	1 860 416 825
KOREA, DEM. PEOPLE'S REP.				
672 Ingots And Other Iron/steel In Primary Forms	0	9 875 320	0	6 798 781
575 Other Plastics In Primary Forms	14 400	160 000	23 472	264 468
673 Flat Rolled Products, Not Clad	0	213 211	0	177 941
571 Polymers Of Ethylene In Primary Forms	0	87 500	0	133 875
522 Inorganic Chemical Elements, Oxides And Halogen Salts	0	289 083	0	109 519
LAINNYA	1 559	65 558	89 823	288 909
SUB TOTAL	15 959	10 690 672	113 295	7 773 493
KOREA, REPUBLIC OF				
334 Petroleum Products, Refined	189 148 000	3 140 387 720	131 557 691	2 100 593 410
764 Telecommunication Equipments And Parts	509 670	8 265 256	43 404 671	564 620 315
655 Knitted Or Crocheted Fabrics	3 886 339	37 292 804	36 949 339	320 213 347
673 Flat Rolled Products, Not Clad	72 186 052	383 782 064	50 969 080	284 389 527
776 Thermionic, Cold Cathode, And Photo Cathode Valves/tubes	533 836	7 652 906	22 567 449	218 627 112
LAINNYA	132 261 669	1 737 978 649	378 369 825	4 214 555 910
SUB TOTAL	398 525 566	5 315 359 399	663 818 055	7 702 999 621
TAIWAN				
334 Petroleum Products, Refined	26 062 412	370 477 600	20 041 569	284 189 484
673 Flat Rolled Products, Not Clad	30 580 803	220 390 003	23 350 829	169 519 488
655 Knitted Or Crocheted Fabrics	1 422 286	17 402 873	12 136 730	146 506 378
653 Fabrics, Woven, Of Man-made Fibres	1 440 771	14 942 742	13 871 322	132 558 639
728 Other Machines And Equipment Specialized For Particular Indu	1 682 015	18 369 673	10 257 425	107 454 901
LAINNYA	111 754 914	1 143 304 766	225 389 334	2 401 719 232
SUB TOTAL	172 943 201	1 784 887 657	305 047 209	3 241 948 122
CHINA				
764 Telecommunication Equipments And Parts	6 690 942	74 059 904	231 330 709	2 663 614 742
752 Automatic Data Processing Machines And Their Units	2 714 636	26 341 312	122 570 681	1 222 554 862
334 Petroleum Products, Refined	407 262	946 083 969	513 761	652 490 929
778 Electrical Machinery And Apparatus	8 058 905	91 110 524	45 730 153	535 375 864
652 Cotton Fabrics, Woven	5 657 704	60 994 517	55 660 774	498 434 876
LAINNYA	971 252 515	9 355 785 623	1 555 920 844	14 851 746 971
SUB TOTAL	994 781 964	10 554 375 849	2 011 726 922	20 424 218 244

**I.6 IMPOR KOMODITI MENURUT NEGARA ASAL / IMPORT BY COUNTRY OF ORIGIN
DAN LIMA GOLONGAN BARANG (SITC) UTAMA / AND FIVE MAJOR SITC COMMODITY GROUP
** DESEMBER / DECEMBER 2010 ****

Negara Asal/SITC/Uraian Golongan Barang <i>Country of Origin/SITC/group Description</i>	Berat Bersih / <i>Net Weight (Kg)</i>		Nilai CIF / <i>CIF Value (US\$)</i>	
	Bulan ini <i>Current month</i>	Kumulatif <i>Cum. Jan to date</i>	Bulan ini <i>Current month</i>	Kumulatif <i>Cum. Jan to date</i>
MONGOLIA				
598 Miscellaneous Chemical Products	0	780	0	28 459
LAINNYA	0	0	0	0
SUB TOTAL	0	780	0	28 459
MACAU				
655 Knitted Or Crocheted Fabrics	27 753	727 107	162 765	3 807 539
652 Cotton Fabrics, Woven	0	349 511	0	1 964 680
679 Tubes, Pipes, Hollow Profile, Pipe Fitting Of Iron/steel	0	1 133 723	0	1 044 988
651 Textile Yarns	15 880	119 832	119 029	715 452
776 Thermionic, Cold Cathode, And Photo Cathode Valves/tubes	0	147	0	391 161
LAINNYA	8 664	165 331	35 709	1 026 289
SUB TOTAL	52 297	2 495 651	317 503	8 950 109
PAPUA NEW GUINEA				
072 Cocoa	300 000	4 439 844	908 256	15 557 600
282 Waste And Scrap Metal Of Iron/steel	3 802 123	11 007 754	1 265 721	3 742 523
292 Crude Vegetable Materials	1 370	14 767	195 250	1 900 916
223 Oil Seeds Use For Extraction Of Other Fixed Vegetable Oils	3 197	12 269	409 458	1 613 614
245 Fuel Wood And Wood Charcoal	0	6 690 620	0	938 929
LAINNYA	163 375	1 404 364	68 869	1 494 434
SUB TOTAL	4 270 065	23 569 618	2 847 554	25 248 016
THAILAND				
781 Passenger Motor Cars	4 844 859	84 560 491	52 533 154	889 378 162
784 Parts And Accessories Of The Motor Vehicles	10 248 028	79 829 985	78 487 960	660 265 463
061 Sugar, Molasses, And Honey	2 637 604	857 985 866	1 794 368	565 594 034
713 Internal Combustion Piston Engines And Parts	2 695 276	25 358 603	34 808 484	379 810 836
782 Motor Vehicle For The Transportation Of Goods	2 100 850	38 627 268	17 023 065	306 756 861
LAINNYA	347 895 089	3 920 137 314	439 729 927	4 668 929 439
SUB TOTAL	370 421 706	5 006 499 527	624 376 958	7 470 734 795
SINGAPORE				
334 Petroleum Products, Refined	1 169 460 041	13 390 908 086	923 143 662	9 957 182 915
793 Ships, Boats, And Floating Structures	19 270 005	397 268 891	62 094 942	790 914 352
511 Hydrocarbon And Their Halogenated, Nitrated Derivatives	66 388 506	647 443 520	73 129 923	658 537 128
772 Electrical Apparatus For Making And Breaking Electrical Circ	1 440 143	15 468 137	59 072 981	592 962 755
776 Thermionic, Cold Cathode, And Photo Cathode Valves/tubes	430 137	5 569 664	53 241 701	539 022 199
LAINNYA	285 976 990	3 235 245 988	686 510 678	7 702 211 362
SUB TOTAL	1 542 965 822	17 691 904 286	1 857 193 887	20 240 830 711
PHILIPPINES				
776 Thermionic, Cold Cathode, And Photo Cathode Valves/tubes	20 854	227 765	7 083 749	70 887 709
748 Transmission Shafts And Cranks	250 862	2 911 844	3 604 770	41 493 144
282 Waste And Scrap Metal Of Iron/steel	6 846 093	118 699 144	2 027 636	36 614 712
593 Explosive And Pyrotechnic Products	0	1 675 371	0	32 083 747
784 Parts And Accessories Of The Motor Vehicles	373 902	3 665 982	2 891 882	31 553 442
LAINNYA	9 725 063	196 642 878	33 339 752	493 610 037
SUB TOTAL	17 216 774	323 822 984	48 947 789	706 242 791

**I.6 IMPOR KOMODITI MENURUT NEGARA ASAL / IMPORT BY COUNTRY OF ORIGIN
DAN LIMA GOLONGAN BARANG (SITC) UTAMA / AND FIVE MAJOR SITC COMMODITY GROUP
** DESEMBER / DECEMBER 2010 ****

Negara Asal/SITC/Uraian Golongan Barang <i>Country of Origin/SITC/group Description</i>	Berat Bersih / <i>Net Weight (Kg)</i>		Nilai CIF / <i>CIF Value (US\$)</i>	
	Bulan ini <i>Current month</i>	Kumulatif <i>Cum. Jan to date</i>	Bulan ini <i>Current month</i>	Kumulatif <i>Cum. Jan to date</i>
MALAYSIA				
333 Petroleum Oil, Crude	381 458 848	4 016 487 295	243 899 291	2 423 299 004
334 Petroleum Products, Refined	134 511 953	2 393 498 672	97 224 863	1 619 086 849
511 Hydrocarbon And Their Halogenated, Nitrated Derivatives	7 472 761	193 484 384	7 782 931	202 611 264
575 Other Plastics In Primary Forms	10 967 336	119 257 987	15 885 581	171 528 087
776 Thermionic, Cold Cathode, And Photo Cathode Valves/tubes	1 334 616	14 470 343	20 745 433	170 527 001
LAINNYA	424 089 252	4 471 542 455	444 939 008	4 061 668 933
SUB TOTAL	959 834 766	11 208 741 136	830 477 107	8 648 721 138
MYANMAR				
054 Vegetables, Fresh, Chilled, Frozen Or Simply Preserved	1 586 598	35 458 246	1 496 555	28 483 606
035 Fish, Dried Salted Or In Brine; Smoked Fish	192 450	1 621 822	132 276	1 133 378
036 Crustaceans, Molluscs, And Aquatic Invertebrates	10 008	68 065	100 853	666 679
248 Wood, simply Worked And Railway Sleeper Of Wood	0	164 534	0	492 278
044 Maize, Unmilled	970 000	970 000	268 690	268 690
LAINNYA	220 461	698 521	208 277	802 195
SUB TOTAL	2 979 517	38 981 188	2 206 651	31 846 826
CAMBODIA				
793 Ships, Boats, And Floating Structures	0	1 737 000	0	1 091 156
845 Articles Of Apparel	2 284	42 841	101 865	976 458
121 Tobacco, Unmanufactured And Refused	0	248 056	0	683 626
893 Article Of Plastics	15 648	90 683	72 051	395 265
841 Men's Coats/jackets, Not Knitted	420	10 620	14 353	377 033
LAINNYA	38 693	132 356	370 518	1 202 952
SUB TOTAL	57 045	2 261 556	558 787	4 726 490
BRUNEI DARUSSALAM				
333 Petroleum Oil, Crude	78 317 000	1 089 754 912	52 944 545	659 110 005
282 Waste And Scrap Metal Of Iron/steel	2 585 750	15 482 864	992 429	5 604 842
742 Pumps For Liquid And Parts	21 546	21 546	931 205	931 205
723 Civil Engineering And Contractor Plants And Equipments/parts	0	1 923	0	104 242
793 Ships, Boats, And Floating Structures	0	1 302 000	0	100 500
LAINNYA	1 373	40 865	50 565	333 428
SUB TOTAL	80 925 669	1 106 604 110	54 918 744	666 184 222
LAO PEOPLE'S DEM. REP.				
655 Knitted Or Crocheted Fabrics	18 765	18 765	283 649	283 649
071 Coffee And Coffee Substitutes	0	134 400	0	175 742
551 Essential Oils, Perfumes, And Flavour Materials	0	16 000	0	76 000
282 Waste And Scrap Metal Of Iron/steel	0	135 610	0	35 648
764 Telecommunication Equipments And Parts	0	2 108	0	27 296
LAINNYA	0	39 105	0	17 764
SUB TOTAL	18 765	345 988	283 649	616 099
NEPAL				
611 Leathers	0	6 000	0	38 280
642 Paper And Paperboard Cut To Size/shape And Article Of Papers	0	837	0	6 951
211 Hides And Skins, Raw	0	12 000	0	6 000
899 Other Miscellaneous Manufactured Articles	0	73	0	2 187
893 Article Of Plastics	0	145	0	1 770
LAINNYA	0	431	0	4 271
SUB TOTAL	0	19 486	0	59 459

**I.6 IMPOR KOMODITI MENURUT NEGARA ASAL / IMPORT BY COUNTRY OF ORIGIN
DAN LIMA GOLONGAN BARANG (SITC) UTAMA / AND FIVE MAJOR SITC COMMODITY GROUP
** DESEMBER / DECEMBER 2010 ****

Negara Asal/SITC/Uraian Golongan Barang <i>Country of Origin/SITC/group Description</i>	Berat Bersih / <i>Net Weight (Kg)</i>		Nilai CIF / <i>CIF Value (US\$)</i>	
	Bulan ini <i>Current month</i>	Kumulatif <i>Cum. Jan to date</i>	Bulan ini <i>Current month</i>	Kumulatif <i>Cum. Jan to date</i>
BHUTAN				
778 Electrical Machinery And Apparatus	0	99	0	86 700
LAINNYA	0	0	0	0
SUB TOTAL	0	99	0	86 700
VIET NAM				
042 Rice	248 924 000	467 369 601	122 188 335	232 915 680
764 Telecommunication Equipments And Parts	94 578	1 324 836	9 121 542	110 320 396
674 Flat Rolled Products, Clad Or Plated	8 573 475	80 876 522	8 804 342	85 574 075
751 Office Machines	351 325	6 134 941	2 320 519	38 853 074
582 Plates, Sheets, And Film Of Plastics	1 226 689	18 809 086	2 762 318	34 434 429
LAINNYA	45 555 865	426 897 352	72 812 220	640 169 440
SUB TOTAL	304 725 932	1 001 412 338	218 009 276	1 142 267 094
MALDIVES				
112 Alcoholic Beverages	0	127	0	1 075
LAINNYA	0	0	0	0
SUB TOTAL	0	127	0	1 075
INDIA				
334 Petroleum Products, Refined	1 286 159	789 746 339	1 566 810	591 771 793
764 Telecommunication Equipments And Parts	358 696	2 727 124	51 221 441	396 430 081
511 Hydrocarbon And Their Halogenated, Nitrated Derivatives	42 214 378	260 526 885	57 928 155	293 317 522
222 Oil Seeds Use For Extraction Ofsoft Fixed Vegetable Oils	21 707 042	180 509 970	23 334 346	181 895 814
782 Motor Vehicle For The Transportation Of Goods	1 156 321	13 025 692	14 225 026	145 282 223
LAINNYA	293 152 816	1 908 949 196	221 981 661	1 686 064 737
SUB TOTAL	359 875 412	3 155 485 206	370 257 439	3 294 762 170
PAKISTAN				
263 Cotton	1 444 215	12 224 645	4 165 913	23 748 003
334 Petroleum Products, Refined	0	30 598 953	0	21 965 699
652 Cotton Fabrics, Woven	75 069	1 179 315	531 454	7 408 347
611 Leathers	17 653	238 696	555 400	7 406 313
653 Fabrics, Woven, Of Man-made Fibres	123 796	1 653 281	433 347	6 291 768
LAINNYA	4 564 456	22 270 475	6 195 599	32 409 519
SUB TOTAL	6 225 189	68 165 365	11 881 713	99 229 649
BANGLADESH				
658 Made-up Articles, Wholly/chiefly Of Textile Materials	675 275	11 193 212	628 624	11 751 018
651 Textile Yarns	260 000	7 009 263	397 670	7 797 498
334 Petroleum Products, Refined	0	5 525 907	0	4 108 541
792 Aircraft And Associated Equipments And Parts	0	286 342	0	4 000 550
845 Articles Of Apparel	2 096	28 604	80 795	1 180 530
LAINNYA	142 591	2 586 923	555 068	7 241 032
SUB TOTAL	1 079 962	26 630 251	1 662 157	36 079 169
SRI LANKA				
046 Meal And Flour Of Wheat And Flour Of Meslin	14 318 501	166 919 063	6 297 823	66 200 774
074 Tea And Mate	18 738	314 080	201 863	1 660 721
652 Cotton Fabrics, Woven	3	222 015	2	1 236 741

**I.6 IMPOR KOMODITI MENURUT NEGARA ASAL / IMPORT BY COUNTRY OF ORIGIN
DAN LIMA GOLONGAN BARANG (SITC) UTAMA / AND FIVE MAJOR SITC COMMODITY GROUP
** DESEMBER / DECEMBER 2010 ****

Negara Asal/SITC/Uraian Golongan Barang <i>Country of Origin/SITC/group Description</i>	Berat Bersih / <i>Net Weight (Kg)</i>		Nilai CIF / <i>CIF Value (US\$)</i>	
	Bulan ini <i>Current month</i>	Kumulatif <i>Cum. Jan to date</i>	Bulan ini <i>Current month</i>	Kumulatif <i>Cum. Jan to date</i>
625 Rubber Tyre,tyre Cases,tyre Treads,inner Tubes, And Tyre Fla	7 340	427 744	28 202	1 126 795
845 Articles Of Apparel	3 624	28 743	170 453	1 038 246
LAINNYA	234 645	2 009 381	556 310	6 916 453
SUB TOTAL	14 582 851	169 921 026	7 254 653	78 179 730
AFGHANISTAN				
759 Parts And Accessories For Machine Of Heading 751 Or 752	0	6	0	499
773 Equipment For Distributing Electricity	0	2	0	36
LAINNYA	0	0	0	0
SUB TOTAL	0	8	0	535
INDONESIA				
874 Measuring, Checking, Analysing, And Controlling Instrument A	45	16 502	5 537	26 219 951
793 Ships, Boats, And Floating Structures	0	10 342 204	0	24 766 330
851 Footwears	118 790	1 123 285	1 259 733	10 757 914
759 Parts And Accessories For Machine Of Heading 751 Or 752	1 251	87 311	364 434	7 546 274
675 Flat Rolled Products And Alloy Steels	12 362	5 935 302	13 275	5 066 390
LAINNYA	2 475 764	14 252 051	5 778 662	51 295 435
SUB TOTAL	2 608 212	31 756 655	7 421 641	125 652 294
IRAQ				
057 Fruit And Nut; Fresh Or Dried	213 440	1 536 070	102 451	969 356
LAINNYA	0	0	0	0
SUB TOTAL	213 440	1 536 070	102 451	969 356
IRAN (ISLAMIC REPUBLIC OF)				
342 Liquefied Propane And Butane	42 572 305	426 322 249	40 104 893	318 466 185
511 Hydrocarbon And Their Halogenated, Nitrated Derivatives	9 509 152	119 155 230	9 778 301	125 080 146
334 Petroleum Products, Refined	3 493 203	30 604 326	4 756 000	39 130 579
562 Fertilizers, Manufactured	6 256 800	56 058 200	3 679 311	32 351 385
522 Inorganic Chemical Elements, Oxides And Halogen Salts	11 000 000	59 703 465	4 840 000	25 712 329
LAINNYA	3 896 239	73 843 089	1 392 476	49 660 328
SUB TOTAL	76 727 699	765 686 559	64 550 981	590 400 952
SAUDI ARABIA				
333 Petroleum Oil, Crude	489 216 080	5 320 199 074	321 829 500	3 108 570 212
334 Petroleum Products, Refined	100 210 003	515 340 833	78 029 377	376 627 594
511 Hydrocarbon And Their Halogenated, Nitrated Derivatives	30 436 976	181 843 313	32 873 729	213 357 389
512 Alcohols,phenols,phenol-alcohols And Their Halogenated	14 320 975	206 175 539	16 427 303	181 121 669
342 Liquefied Propane And Butane	0	195 194 428	0	139 443 428
LAINNYA	30 992 172	415 925 765	31 083 707	341 719 404
SUB TOTAL	665 176 206	6 834 678 952	480 243 616	4 360 839 696
ISRAEL				
726 Printing/book Binding Machinery And Parts	45	49 594	1 408	2 915 877
515 Organo-inorganic And Heterocyclic Compounds	20	3 057	7 725	2 633 269
541 Medicinal And Pharmaceutical Products	0	24 147	0	977 408
533 Pigments, Paints, Varnishes, And Related Materials	1 011	23 191	31 697	579 586
764 Telecommunication Equipments And Parts	312	4 550	91 795	549 109
LAINNYA	1 667	252 947	101 305	2 169 507
SUB TOTAL	3 055	357 486	233 930	9 824 756

**I.6 IMPOR KOMODITI MENURUT NEGARA ASAL / IMPORT BY COUNTRY OF ORIGIN
DAN LIMA GOLONGAN BARANG (SITC) UTAMA / AND FIVE MAJOR SITC COMMODITY GROUP
** DESEMBER / DECEMBER 2010 ****

Negara Asal/SITC/Uraian Golongan Barang <i>Country of Origin/SITC/group Description</i>	Berat Bersih / <i>Net Weight (Kg)</i>		Nilai CIF / <i>CIF Value (US\$)</i>	
	Bulan ini <i>Current month</i>	Kumulatif <i>Cum. Jan to date</i>	Bulan ini <i>Current month</i>	Kumulatif <i>Cum. Jan to date</i>
KUWAIT				
334 Petroleum Products, Refined	240 612 001	1 750 952 369	173 957 813	1 165 492 975
511 Hydrocarbon And Their Halogenated, Nitrated Derivatives	4 753 498	87 667 022	6 108 245	92 367 664
512 Alcohols,phenols,phenol-alcohols And Their Halogenated	6 812 526	58 851 285	7 124 482	58 575 453
571 Polymers Of Ethylene In Primary Forms	2 325 001	30 169 851	2 633 329	29 836 422
282 Waste And Scrap Metal Of Iron/steel	4 055 210	33 047 178	1 294 829	11 722 970
LAINNYA	8 522 516	35 792 438	4 330 837	14 717 120
SUB TOTAL	267 080 752	1 996 480 143	195 449 535	1 372 712 604
JORDAN				
272 Fertilizers, Crude	80 850 000	419 735 100	10 995 600	59 634 184
562 Fertilizers, Manufactured	53 196 080	104 205 839	19 706 842	40 472 702
522 Inorganic Chemical Elements, Oxides And Halogen Salts	24 550 794	54 069 879	10 803 367	22 545 787
288 Non-ferrous Base Metal Waste And Scraps	0	142 420	0	790 619
685 Lead	308 290	308 290	647 409	647 409
LAINNYA	236 126	1 499 208	67 045	987 323
SUB TOTAL	159 141 290	579 960 736	42 220 263	125 078 024
LEBANON				
792 Aircraft And Associated Equipments And Parts	0	48 000	0	51 255 000
288 Non-ferrous Base Metal Waste And Scraps	0	658 840	0	4 500 062
282 Waste And Scrap Metal Of Iron/steel	0	2 906 085	0	1 082 738
892 Printed Matter	30 271	200 057	33 692	394 473
685 Lead	0	100 020	0	197 540
LAINNYA	0	86 256	0	165 416
SUB TOTAL	30 271	3 999 258	33 692	57 595 229
PALESTINA				
793 Ships, Boats, And Floating Structures	0	3 388 000	0	3 324 000
422 Fixed Vegetable Fats And Oils Solid,crude,refined Or Fractio	1 000	1 000	8 291	8 291
773 Equipment For Distributing Electricity	0	156	0	5 117
884 Optical Goods	0	51	0	3 778
LAINNYA	0	0	0	0
SUB TOTAL	1 000	3 389 207	8 291	3 341 186
YEMEN				
288 Non-ferrous Base Metal Waste And Scraps	0	277 030	0	1 522 576
611 Leathers	0	124 661	0	775 740
685 Lead	66 093	274 533	121 930	536 228
211 Hides And Skins, Raw	0	55 600	0	400 912
034 Fish, Fresh, Chilled Or Frozen	25 884	103 884	28 472	84 822
LAINNYA	349	3 439	2 759	19 604
SUB TOTAL	92 326	839 147	153 161	3 339 882
OMAN				
684 Alumunium	4 946 095	51 307 927	11 992 391	114 738 364
511 Hydrocarbon And Their Halogenated, Nitrated Derivatives	5 225 765	67 175 992	6 270 918	67 189 929
334 Petroleum Products, Refined	0	28 125 660	0	18 854 975
512 Alcohols,phenols,phenol-alcohols And Their Halogenated	0	5 000 000	0	1 375 000
575 Other Plastics In Primary Forms	198 000	495 000	251 460	586 080
LAINNYA	176 677	778 501	194 977	659 329
SUB TOTAL	10 546 537	152 883 080	18 709 746	203 403 677

**I.6 IMPOR KOMODITI MENURUT NEGARA ASAL / IMPORT BY COUNTRY OF ORIGIN
DAN LIMA GOLONGAN BARANG (SITC) UTAMA / AND FIVE MAJOR SITC COMMODITY GROUP
** DESEMBER / DECEMBER 2010 ****

Negara Asal/SITC/Uraian Golongan Barang <i>Country of Origin/SITC/group Description</i>	Berat Bersih / <i>Net Weight (Kg)</i>		Nilai CIF / <i>CIF Value (US\$)</i>	
	Bulan ini <i>Current month</i>	Kumulatif <i>Cum. Jan to date</i>	Bulan ini <i>Current month</i>	Kumulatif <i>Cum. Jan to date</i>
SYRIA ARAB REPUBLIC				
263 Cotton	0	2 347 248	0	4 140 320
611 Leathers	101 385	485 076	626 485	2 943 583
288 Non-ferrous Base Metal Waste And Scraps	0	19 510	0	121 675
892 Printed Matter	0	42 002	0	44 198
575 Other Plastics In Primary Forms	5 400	5 400	24 422	24 422
LAINNYA	0	34 444	0	41 930
SUB TOTAL	106 785	2 933 680	650 907	7 316 128
TURKEY				
046 Meal And Flour Of Wheat And Flour Of Meslin	48 769 000	455 296 025	17 600 465	137 523 165
121 Tobacco, Unmanufactured And Refused	0	4 975 293	0	36 231 764
672 Ingots And Other Iron/steel In Primary Forms	60 545	23 857 884	48 189	12 621 822
728 Other Machines And Equipment Specialized For Particular Indu	297	785 395	780	12 304 086
523 Metallicals And Peroxysalts	2 196 000	19 731 400	1 410 480	12 190 141
LAINNYA	13 884 662	118 435 092	13 271 324	93 889 149
SUB TOTAL	64 910 504	623 081 089	32 331 238	304 760 127
UNITED ARAB EMIRATES				
334 Petroleum Products, Refined	37 096 239	231 161 287	28 405 713	164 624 763
342 Liquefied Propane And Butane	21 987 000	188 685 300	21 393 065	145 510 686
684 Alumunium	2 410 211	19 991 894	5 738 464	46 774 362
282 Waste And Scrap Metal Of Iron/steel	4 794 675	59 026 041	1 915 154	21 949 603
598 Miscellaneous Chemical Products	0	9 021 277	0	13 858 274
LAINNYA	8 669 130	177 827 286	8 124 070	94 724 174
SUB TOTAL	74 957 255	685 713 085	65 576 466	487 441 862
QATAR				
342 Liquefied Propane And Butane	135 899 445	267 773 393	121 934 994	216 129 874
334 Petroleum Products, Refined	0	166 281 823	0	119 351 505
511 Hydrocarbon And Their Halogenated, Nitrated Derivatives	14 056 586	113 078 640	14 278 601	117 121 635
598 Miscellaneous Chemical Products	3 802 024	26 022 555	6 147 873	40 506 011
671 Pig Iron,spiegeleisen,sponge Iron, And Ferro-alloys	0	58 442 095	0	25 080 848
LAINNYA	30 674 527	60 734 340	28 049 329	57 913 097
SUB TOTAL	184 432 582	692 332 846	170 410 797	576 102 970
BAHRAIN				
334 Petroleum Products, Refined	27 497 460	61 684 360	21 821 297	46 788 732
684 Alumunium	1 387 795	18 181 774	3 021 715	40 911 612
281 Iron Ore And Concentrates	64 627 735	191 869 402	13 818 877	36 481 963
282 Waste And Scrap Metal Of Iron/steel	329 170	4 775 340	128 647	1 653 787
675 Flat Rolled Products And Alloy Steels	0	207 951	0	374 094
LAINNYA	143 636	1 211 504	64 316	720 425
SUB TOTAL	93 985 796	277 930 331	38 854 852	126 930 613
CYPRUS				
793 Ships, Boats, And Floating Structures	0	5 783 001	0	7 153 091
251 Pulp And Waste Paper	1 025 070	1 885 760	209 025	423 622
287 Ores And Concentrates Of Basemetals	0	600 000	0	413 839
745 Other Non-electical Machinery, Tools, And Mechanical Apparatt	1 120	22 297	14 671	153 792
059 Fruit And Vegetable Juices	18 200	36 400	40 040	74 620
LAINNYA	14	67 291	470	218 651
SUB TOTAL	1 044 404	8 394 749	264 206	8 437 615

**I.6 IMPOR KOMODITI MENURUT NEGARA ASAL / IMPORT BY COUNTRY OF ORIGIN
DAN LIMA GOLONGAN BARANG (SITC) UTAMA / AND FIVE MAJOR SITC COMMODITY GROUP
** DESEMBER / DECEMBER 2010 ****

Negara Asal/SITC/Uraian Golongan Barang <i>Country of Origin/SITC/group Description</i>	Berat Bersih / <i>Net Weight (Kg)</i>		Nilai CIF / <i>CIF Value (US\$)</i>	
	Bulan ini <i>Current month</i>	Kumulatif <i>Cum. Jan to date</i>	Bulan ini <i>Current month</i>	Kumulatif <i>Cum. Jan to date</i>
OTHER WEST ASIA				
655 Knitted Or Crocheted Fabrics	0	1	0	61
LAINNYA	0	0	0	0
SUB TOTAL	0	1	0	61
EGYPT				
562 Fertilizers, Manufactured	119 104 052	752 808 976	11 419 741	71 434 054
334 Petroleum Products, Refined	0	57 185 065	0	40 996 257
272 Fertilizers, Crude	39 100 000	238 150 198	4 962 611	28 044 207
061 Sugar, Molasses, And Honey	7 175 000	88 090 683	1 358 637	16 292 075
716 Rotating Electric Plants And Parts	0	10 740	0	8 500 970
LAINNYA	2 238 089	22 688 684	1 233 194	25 431 232
SUB TOTAL	167 617 141	1 158 934 346	18 974 183	190 698 795
LIBYAN ARAB JAMAHIRIYA				
874 Measuring, Checking, Analysing, And Controlling Instrument A	0	6 130	0	272 520
LAINNYA	0	0	0	0
SUB TOTAL	0	6 130	0	272 520
MOROCCO				
522 Inorganic Chemical Elements, Oxides And Halogen Salts	0	59 934 769	0	30 401 884
842 Women's Coats/jacket, Not Knitted	6 673	68 098	432 286	4 135 378
562 Fertilizers, Manufactured	0	7 000 000	0	3 207 500
841 Men's Coats/jackets, Not Knitted	1 008	18 668	67 651	1 074 297
845 Articles Of Apparel	777	15 856	49 099	931 323
LAINNYA	16 977	1 029 830	182 985	2 319 495
SUB TOTAL	25 435	68 067 221	732 021	42 069 877
TUNISIA				
057 Fruit And Nut; Fresh Or Dried	0	1 563 901	0	5 005 810
523 Metallicsalts And Peroxysalts	1 245 000	8 692 000	678 940	4 266 690
251 Pulp And Waste Paper	112 000	1 187 200	209 323	2 215 954
562 Fertilizers, Manufactured	0	11 060 000	0	1 493 100
772 Electrical Apparatus For Making And Breaking Electrical Circ	7 192	58 402	134 553	1 312 388
LAINNYA	41 211	396 643	127 412	1 138 081
SUB TOTAL	1 405 403	22 958 146	1 150 228	15 432 023
ALGERIA				
333 Petroleum Oil, Crude	126 202 685	379 828 759	88 136 522	261 994 797
251 Pulp And Waste Paper	0	352 860	0	98 855
666 Pottery	0	13 956	0	4 477
LAINNYA	0	0	0	0
SUB TOTAL	126 202 685	380 195 575	88 136 522	262 098 129
SUDAN				
333 Petroleum Oil, Crude	0	163 226 713	0	101 611 151
282 Waste And Scrap Metal Of Iron/steel	0	1 960 190	0	719 915
288 Non-ferrous Base Metal Waste And Scraps	0	140 370	0	663 304
263 Cotton	21 476	161 306	69 575	451 551
771 Electric Power Machinery And Parts	0	16 001	0	88 390
LAINNYA	846	41 312	8 697	122 375
SUB TOTAL	22 322	165 545 892	78 272	103 656 686

**I.6 IMPOR KOMODITI MENURUT NEGARA ASAL / IMPORT BY COUNTRY OF ORIGIN
DAN LIMA GOLONGAN BARANG (SITC) UTAMA / AND FIVE MAJOR SITC COMMODITY GROUP
** DESEMBER / DECEMBER 2010 ****

Negara Asal/SITC/Uraian Golongan Barang <i>Country of Origin/SITC/group Description</i>	Berat Bersih / <i>Net Weight (Kg)</i>		Nilai CIF / <i>CIF Value (US\$)</i>	
	Bulan ini <i>Current month</i>	Kumulatif <i>Cum. Jan to date</i>	Bulan ini <i>Current month</i>	Kumulatif <i>Cum. Jan to date</i>
ERITREA				
211 Hides And Skins, Raw	0	17 552	0	115 581
LAINNYA	0	0	0	0
SUB TOTAL	0	17 552	0	115 581
NAMIBIA				
686 Zinc	0	2 634 362	0	6 117 295
282 Waste And Scrap Metal Of Iron/steel	538 810	1 666 190	192 141	647 955
287 Ores And Concentrates Of Basemetals	0	147 702	0	80 159
057 Fruit And Nut; Fresh Or Dried	0	15 300	0	32 572
772 Electrical Apparatus For Making And Breaking Electrical Circ	0	224	0	11 977
LAINNYA	0	382	0	8 049
SUB TOTAL	538 810	4 464 160	192 141	6 898 007
WESTERN SAHARA				
772 Electrical Apparatus For Making And Breaking Electrical Circ	0	7	0	1 821
LAINNYA	0	0	0	0
SUB TOTAL	0	7	0	1 821
ETHIOPIA				
263 Cotton	0	1 105 156	0	1 905 035
054 Vegetables, Fresh, Chilled, Frozen Or Simply Preserved	1 760 225	2 245 225	1 006 774	1 430 488
611 Leathers	1 026	29 421	68 410	957 066
075 Spices	30 000	350 805	36 000	378 674
071 Coffee And Coffee Substitutes	37 200	37 365	178 145	179 004
LAINNYA	1 650	736 555	7 158	237 938
SUB TOTAL	1 830 101	4 504 527	1 296 487	5 088 205
TANZANIA, UNITED REP. OF				
263 Cotton	1 520 036	22 098 044	2 974 460	34 479 703
288 Non-ferrous Base Metal Waste And Scraps	0	165 655	0	1 061 332
222 Oil Seeds Use For Extraction Ofsoft Fixed Vegetable Oils	0	970 190	0	424 622
292 Crude Vegetable Materials	0	200 000	0	320 000
075 Spices	0	15 407	0	295 814
LAINNYA	11	126 030	40	38 102
SUB TOTAL	1 520 047	23 575 326	2 974 500	36 619 573
MADAGASCAR				
551 Essential Oils, Perfumes, And Flavour Materials	30 000	604 528	500 589	5 081 229
282 Waste And Scrap Metal Of Iron/steel	220 110	2 125 970	85 077	833 818
075 Spices	800	10 800	43 200	229 205
265 Vegetable Textile Fibres,raw Or Processed;waste Of These Fib	26 448	184 563	21 952	155 676
841 Men's Coats/jackets, Not Knitted	142	1 231	8 961	69 068
LAINNYA	0	131 601	0	85 315
SUB TOTAL	277 500	3 058 693	659 779	6 454 311
SOMALIA				
611 Leathers	0	15 700	0	63 750
057 Fruit And Nut; Fresh Or Dried	0	16 000	0	11 592
746 Ball Or Roller Bearings	0	5	0	124
LAINNYA	0	0	0	0
SUB TOTAL	0	31 705	0	75 466

**I.6 IMPOR KOMODITI MENURUT NEGARA ASAL / IMPORT BY COUNTRY OF ORIGIN
DAN LIMA GOLONGAN BARANG (SITC) UTAMA / AND FIVE MAJOR SITC COMMODITY GROUP
** DESEMBER / DECEMBER 2010 ****

Negara Asal/SITC/Uraian Golongan Barang <i>Country of Origin/SITC/group Description</i>	Berat Bersih / <i>Net Weight (Kg)</i>		Nilai CIF / <i>CIF Value (US\$)</i>	
	Bulan ini <i>Current month</i>	Kumulatif <i>Cum. Jan to date</i>	Bulan ini <i>Current month</i>	Kumulatif <i>Cum. Jan to date</i>
KENYA				
334 Petroleum Products, Refined	0	9 445 153	0	6 979 968
074 Tea And Mate	193 101	2 505 071	536 659	6 033 735
792 Aircraft And Associated Equipments And Parts	0	150 000	0	2 000 000
523 Metallicsalts And Peroxysalts	0	13 820 310	0	1 994 928
642 Paper And Paperboard Cut To Size/shape And Article Of Papers	134 400	744 800	324 480	1 619 840
LAINNYA	17 306	2 029 441	130 273	4 217 572
SUB TOTAL	344 807	28 694 775	991 412	22 846 043
REUNION				
251 Pulp And Waste Paper	0	391 841	0	74 058
LAINNYA	0	0	0	0
SUB TOTAL	0	391 841	0	74 058
MOZAMBIQUE				
263 Cotton	677 772	8 258 751	1 299 021	14 539 607
222 Oil Seeds Use For Extraction Ofsoft Fixed Vegetable Oils	873 629	11 956 601	804 210	7 828 683
265 Vegetable Textile Fibres,raw Or Processed;waste Of These Fib	164 000	651 981	152 000	565 057
054 Vegetables, Fresh, Chilled, Frozen Or Simply Preserved	0	1 600 852	0	539 379
057 Fruit And Nut; Fresh Or Dried	0	193 855	0	151 207
LAINNYA	116 900	465 989	47 345	230 470
SUB TOTAL	1 832 301	23 128 029	2 302 576	23 854 403
BOTSWANA				
658 Made-up Articles, Wholly/chiefly Of Textile Materials	5	113	81	2 546
LAINNYA	0	0	0	0
SUB TOTAL	5	113	81	2 546
EQUATORIAL GUINEA				
874 Measuring, Checking, Analysing, And Controlling Instrument A	0	1	0	10
694 Nails, Screws, Nuts, Bolts, Rivets Of Iron/steel Or Copper	0	1	0	2
LAINNYA	0	0	0	0
SUB TOTAL	0	2	0	12
TOGO				
263 Cotton	0	3 525 907	0	6 315 241
282 Waste And Scrap Metal Of Iron/steel	0	989 635	0	334 631
682 Copper	0	9 476	0	40 320
575 Other Plastics In Primary Forms	0	17 262	0	23 120
699 Manufactures Of Base Metals	0	3 338	0	22 000
LAINNYA	0	309	0	12 465
SUB TOTAL	0	4 545 927	0	6 747 777
GHANA				
072 Cocoa	241 647	8 774 262	550 953	30 887 446
288 Non-ferrous Base Metal Waste And Scraps	0	176 820	0	740 934
057 Fruit And Nut; Fresh Or Dried	0	510 328	0	446 538
263 Cotton	0	161 742	0	341 145
248 Wood, simply Worked And Railway Sleeper Of Wood	0	81 067	0	105 397
LAINNYA	124 320	333 280	50 350	329 031
SUB TOTAL	365 967	10 037 499	601 303	32 850 491

I.6 IMPOR KOMODITI MENURUT NEGARA ASAL / *IMPORT BY COUNTRY OF ORIGIN*
DAN LIMA GOLONGAN BARANG (SITC) UTAMA / *AND FIVE MAJOR SITC COMMODITY GROUP*
** DESEMBER / *DECEMBER 2010* **

Negara Asal/SITC/Uraian Golongan Barang <i>Country of Origin/SITC/group Description</i>	Berat Bersih / <i>Net Weight (Kg)</i>		Nilai CIF / <i>CIF Value (US\$)</i>	
	Bulan ini <i>Current month</i>	Kumulatif <i>Cum. Jan to date</i>	Bulan ini <i>Current month</i>	Kumulatif <i>Cum. Jan to date</i>
LIBERIA				
793 Ships, Boats, And Floating Structures	0	3 487 000	0	5 500 000
282 Waste And Scrap Metal Of Iron/steel	1 308 050	4 933 125	523 191	1 988 402
523 Metallicsalts And Peroxysalts	0	100 000	0	35 300
655 Knitted Or Crocheted Fabrics	0	420	0	3 153
657 Special Yarns,textile Fabrics	0	166	0	1 437
LAINNYA	27	27	229	229
SUB TOTAL	1 308 077	8 520 738	523 420	7 528 521
GUINEA				
282 Waste And Scrap Metal Of Iron/steel	38 040	539 100	15 254	218 563
248 Wood,simply Worked And Railway Sleeper Of Wood	0	41 680	0	42 320
694 Nails, Screws, Nuts, Bolts, Rivets Of Iron/steel Or Copper	0	146	0	4 434
LAINNYA	0	0	0	0
SUB TOTAL	38 040	580 926	15 254	265 317
ANGOLA				
282 Waste And Scrap Metal Of Iron/steel	614 580	4 302 193	186 735	1 363 576
691 Structures And Parts Of Iron/steel Or Aluminium	0	240 789	0	1 043 031
764 Telecommunication Equipments And Parts	0	21 528	0	412 691
874 Measuring, Checking, Analysing, And Controlling Instrument A	0	20 624	0	163 067
786 Trailers And Other Vehicles, Not Motorized	0	27 461	0	156 974
LAINNYA	0	25 637	0	241 885
SUB TOTAL	614 580	4 638 232	186 735	3 381 224
CONGO				
292 Crude Vegetable Materials	0	200 000	0	320 000
282 Waste And Scrap Metal Of Iron/steel	0	356 740	0	135 437
248 Wood,simply Worked And Railway Sleeper Of Wood	0	24 500	0	38 384
598 Miscellaneous Chemical Products	384	384	18 260	18 260
592 Starches, Inulin, And Wheat Glutenal Buminoidal Substances; G	0	6 159	0	12 251
LAINNYA	0	148	0	3 904
SUB TOTAL	384	587 931	18 260	528 236
CAMEROON				
072 Cocoa	0	1 988 865	0	7 353 684
263 Cotton	174 941	3 999 109	81 547	7 155 417
248 Wood,simply Worked And Railway Sleeper Of Wood	0	990 445	0	952 870
685 Lead	48 530	241 890	67 942	369 605
247 Wood In The Rough Or Roughly Squared	0	250 559	0	189 058
LAINNYA	165	94 631	5 560	417 664
SUB TOTAL	223 636	7 565 499	155 049	16 438 298
NIGERIA				
333 Petroleum Oil, Crude	126 854 000	1 484 378 690	81 762 092	913 189 522
263 Cotton	0	3 610 702	0	6 273 051
685 Lead	0	905 031	0	1 635 697
684 Alumunium	75 206	100 786	154 548	208 394
611 Leathers	19 493	19 493	133 878	133 878
LAINNYA	37 093	158 138	26 473	152 029
SUB TOTAL	126 985 792	1 489 172 840	82 076 991	921 592 571

I.6 IMPOR KOMODITI MENURUT NEGARA ASAL / *IMPORT BY COUNTRY OF ORIGIN*
DAN LIMA GOLONGAN BARANG (SITC) UTAMA / *AND FIVE MAJOR SITC COMMODITY GROUP*
** DESEMBER / *DECEMBER 2010* **

Negara Asal/SITC/Uraian Golongan Barang <i>Country of Origin/SITC/group Description</i>	Berat Bersih / <i>Net Weight (Kg)</i>		Nilai CIF / <i>CIF Value (US\$)</i>	
	Bulan ini <i>Current month</i>	Kumulatif <i>Cum. Jan to date</i>	Bulan ini <i>Current month</i>	Kumulatif <i>Cum. Jan to date</i>
SIERRA LEONE				
282 Waste And Scrap Metal Of Iron/steel	980 435	3 753 050	377 468	1 460 026
772 Electrical Apparatus For Making And Breaking Electrical Circ	518	1 744	45 495	99 620
112 Alcoholic Beverages	0	2 681	0	23 563
844 Women's Coats/jackets, Knitted	0	52	0	4 976
743 Pumps, Compressors, Fans, Blowers, Centrifuges, And Parts	0	571	0	4 799
LAINNYA	262	2 402	841	12 397
SUB TOTAL	981 215	3 760 500	423 804	1 605 381
GABON				
081 Feeding Stuff For Animals	0	168 711	0	109 156
635 Wood Manufactures	0	27 962	0	64 648
874 Measuring, Checking, Analysing, And Controlling Instrument A	0	38	0	32 244
248 Wood, simply Worked And Railway Sleeper Of Wood	0	14 550	0	13 351
554 Soap, cleansing And Polishing Preparations	0	2 562	0	8 516
LAINNYA	0	2	0	533
SUB TOTAL	0	213 825	0	228 448
COTE D'IVOIRE				
072 Cocoa	775 775	6 401 487	2 511 050	22 297 361
263 Cotton	0	11 145 652	0	20 557 874
057 Fruit And Nut; Fresh Or Dried	0	1 032 886	0	870 594
288 Non-ferrous Base Metal Waste And Scraps	0	123 485	0	862 097
282 Waste And Scrap Metal Of Iron/steel	0	725 960	0	260 795
LAINNYA	0	82 635	0	109 782
SUB TOTAL	775 775	19 512 105	2 511 050	44 958 503
SENEGAL				
282 Waste And Scrap Metal Of Iron/steel	862 295	5 295 920	333 855	2 087 802
288 Non-ferrous Base Metal Waste And Scraps	40 315	133 265	64 504	207 527
263 Cotton	0	99 348	0	161 529
724 Textile/leather Machinery And Parts	0	2 500	0	72 000
772 Electrical Apparatus For Making And Breaking Electrical Circ	0	1 301	0	71 527
LAINNYA	1	57 350	15	96 412
SUB TOTAL	902 611	5 589 684	398 374	2 696 797
MAURITANIA				
282 Waste And Scrap Metal Of Iron/steel	0	1 494 320	0	632 953
573 Polimers Of Vinyl Chloride In Primary Forms	0	4 530	0	8 033
776 Thermionic, Cold Cathode, And Photo Cathode Valves/tubes	0	48	0	6 235
845 Articles Of Apparel	0	31	0	1 697
759 Parts And Accessories For Machine Of Heading 751 Or 752	0	19	0	1 138
LAINNYA	0	45	0	302
SUB TOTAL	0	1 498 993	0	650 358
MALI				
263 Cotton	0	10 895 909	0	20 159 463
764 Telecommunication Equipments And Parts	7 081	8 060	392 753	530 148
571 Polymers Of Ethylene In Primary Forms	0	360 000	0	291 600
282 Waste And Scrap Metal Of Iron/steel	0	209 840	0	75 542
743 Pumps, Compressors, Fans, Blowers, Centrifuges, And Parts	0	121	0	17 874
LAINNYA	61	218	4 941	6 293
SUB TOTAL	7 142	11 474 148	397 694	21 080 920

**I.6 IMPOR KOMODITI MENURUT NEGARA ASAL / IMPORT BY COUNTRY OF ORIGIN
DAN LIMA GOLONGAN BARANG (SITC) UTAMA / AND FIVE MAJOR SITC COMMODITY GROUP
** DESEMBER / DECEMBER 2010 ****

Negara Asal/SITC/Uraian Golongan Barang <i>Country of Origin/SITC/group Description</i>	Berat Bersih / <i>Net Weight (Kg)</i>		Nilai CIF / <i>CIF Value (US\$)</i>	
	Bulan ini <i>Current month</i>	Kumulatif <i>Cum. Jan to date</i>	Bulan ini <i>Current month</i>	Kumulatif <i>Cum. Jan to date</i>
BENIN				
263 Cotton	0	12 262 113	0	22 548 261
282 Waste And Scrap Metal Of Iron/steel	396 410	4 324 730	160 546	1 666 636
288 Non-ferrous Base Metal Waste And Scraps	42 260	223 760	324 196	1 607 785
874 Measuring, Checking, Analysing, And Controlling Instrument A	0	7	0	70
LAINNYA	0	0	0	0
SUB TOTAL	438 670	16 810 610	484 742	25 822 752
BURKINA FASO				
263 Cotton	20 399	29 664 961	44 971	53 288 138
LAINNYA	0	0	0	0
SUB TOTAL	20 399	29 664 961	44 971	53 288 138
GUINEA BISSAU				
282 Waste And Scrap Metal Of Iron/steel	85 070	85 070	29 775	29 775
772 Electrical Apparatus For Making And Breaking Electrical Circ	0	1	0	3
LAINNYA	0	0	0	0
SUB TOTAL	85 070	85 071	29 775	29 778
GAMBIA				
282 Waste And Scrap Metal Of Iron/steel	649 565	2 446 875	251 363	993 525
574 Poliacetals And Polycarbons In Primary Forms	0	5 999	0	46 000
LAINNYA	0	0	0	0
SUB TOTAL	649 565	2 452 874	251 363	1 039 525
U.S. VIRGIN ISLANDS				
682 Copper	0	78 995	0	373 111
775 Household Type, Electrical/non-electrical Equipments	0	27 978	0	190 742
657 Special Yarns, textile Fabrics	0	4 652	0	50 654
679 Tubes, Pipes, Hollow Profile, Pipe Fitting Of Iron/steel	0	8 450	0	10 200
611 Leathers	0	64	0	1 906
LAINNYA	0	0	0	0
SUB TOTAL	0	120 139	0	626 613
SEYCHELLES				
724 Textile/leather Machinery And Parts	0	35 896	0	506 336
112 Alcoholic Beverages	0	5 125	0	30 379
764 Telecommunication Equipments And Parts	0	2 690	0	23 713
813 Lighting Fixtures And Fittings	0	3 673	0	8 254
LAINNYA	0	0	0	0
SUB TOTAL	0	47 384	0	568 682
UGANDA				
263 Cotton	389 481	4 381 176	1 060 770	8 577 135
287 Ores And Concentrates Of Basemetals	0	12 800	0	575 496
611 Leathers	10 372	53 235	114 790	506 259
689 Miscellaneous Non-ferrous Basemetals Employed In Metallurgy	7 000	7 000	276 230	276 230
121 Tobacco, Unmanufactured And Refused	18 800	48 969	87 090	271 289
LAINNYA	0	198 950	0	334 877
SUB TOTAL	425 653	4 702 130	1 538 880	10 541 286

**I.6 IMPOR KOMODITI MENURUT NEGARA ASAL / IMPORT BY COUNTRY OF ORIGIN
DAN LIMA GOLONGAN BARANG (SITC) UTAMA / AND FIVE MAJOR SITC COMMODITY GROUP
** DESEMBER / DECEMBER 2010 ****

Negara Asal/SITC/Uraian Golongan Barang <i>Country of Origin/SITC/group Description</i>	Berat Bersih / <i>Net Weight (Kg)</i>		Nilai CIF / <i>CIF Value (US\$)</i>	
	Bulan ini <i>Current month</i>	Kumulatif <i>Cum. Jan to date</i>	Bulan ini <i>Current month</i>	Kumulatif <i>Cum. Jan to date</i>
CENTRAL AFRICAN REPUBLIC				
263 Cotton	25 274	3 718 629	55 719	6 882 645
651 Textile Yarns	0	50 973	0	60 148
718 Other Power Generating Machines And Parts	0	147	0	25 019
747 Taps, Cocks, And Valves For Pipes	0	27	0	6 303
778 Electrical Machinery And Apparatus	0	16	0	3 732
LAINNYA	0	9	0	2 107
SUB TOTAL	25 274	3 769 801	55 719	6 979 954
NIGER				
778 Electrical Machinery And Apparatus	0	31 021	0	318 112
782 Motor Vehicle For The Transportation Of Goods	0	9 900	0	83 069
684 Alumunium	0	4 023	0	39 013
575 Other Plastics In Primary Forms	0	3 020	0	38 004
699 Manufactures Of Base Metals	0	21 009	0	29 072
LAINNYA	54	10 885	345	84 528
SUB TOTAL	54	79 858	345	591 798
CHAD				
263 Cotton	99 917	1 666 423	242 305	2 977 960
LAINNYA	0	0	0	0
SUB TOTAL	99 917	1 666 423	242 305	2 977 960
DJIBOUTI				
054 Vegetables, Fresh, Chilled, Frozen Or Simply Preserved	240 000	240 000	240 000	240 000
075 Spices	0	60 825	0	21 897
LAINNYA	0	0	0	0
SUB TOTAL	240 000	300 825	240 000	261 897
SAINT HELENA				
073 Chocolate And Other Food Preparations Containing Cocoa	0	80 000	0	338 400
598 Miscellaneous Chemical Products	0	54	0	23 940
641 Papers And Paperboards	0	5 110	0	17 940
582 Plates, Sheets, And Film Of Plastics	0	1 603	0	14 605
872 Medical Instruments And Appliances	40	40	11 700	11 700
LAINNYA	244	1 659	844	11 854
SUB TOTAL	284	88 466	12 544	418 439
SAO TOME AND PRINCIPE				
892 Printed Matter	0	70	0	7 250
771 Electric Power Machinery And Parts	0	2	0	1 307
694 Nails, Screws, Nuts, Bolts, Rivets Of Iron/steel Or Copper	0	1	0	330
656 Tulle,lace,enbroidery,ribbons,trimmings And Other Small Ware	0	1	0	2
LAINNYA	0	0	0	0
SUB TOTAL	0	74	0	8 889
SWAZILAND				
743 Pumps, Compressors, Fans, Blowers, Centrifuges, And Parts	122	53 604	61	3 419 060
725 Papermill/pulpmill Machinery And Paper Cutting Machines	0	13 971	0	554 228
724 Textile/leather Machinery And Parts	94 250	94 305	433 644	436 936

**I.6 IMPOR KOMODITI MENURUT NEGARA ASAL / IMPORT BY COUNTRY OF ORIGIN
DAN LIMA GOLONGAN BARANG (SITC) UTAMA / AND FIVE MAJOR SITC COMMODITY GROUP
** DESEMBER / DECEMBER 2010 ****

Negara Asal/SITC/Uraian Golongan Barang <i>Country of Origin/SITC/group Description</i>	Berat Bersih / <i>Net Weight (Kg)</i>		Nilai CIF / <i>CIF Value (US\$)</i>	
	Bulan ini <i>Current month</i>	Kumulatif <i>Cum. Jan to date</i>	Bulan ini <i>Current month</i>	Kumulatif <i>Cum. Jan to date</i>
251 Pulp And Waste Paper	0	608 250	0	364 950
885 Watches And Clocks	0	4 963	0	344 026
LAINNYA	5 903	281 886	196 049	1 929 387
SUB TOTAL	100 275	1 056 979	629 754	7 048 587
SOUTH AFRICA				
251 Pulp And Waste Paper	25 594 682	302 588 086	27 409 028	287 983 612
282 Waste And Scrap Metal Of Iron/steel	12 093 280	111 304 627	4 245 309	40 527 558
684 Alumunium	41 645	15 562 600	43 727	35 795 731
061 Sugar, Molasses, And Honey	2 520 000	24 520 000	2 291 991	13 833 631
057 Fruit And Nut; Fresh Or Dried	346 881	10 010 337	645 980	11 623 881
LAINNYA	3 461 553	101 977 539	8 697 147	126 823 437
SUB TOTAL	44 058 041	565 963 189	43 333 182	516 587 850
ZIMBABWE				
263 Cotton	740 985	6 657 030	1 689 699	13 119 484
121 Tobacco, Unmanufactured And Refused	19 800	930 600	113 850	7 763 778
074 Tea And Mate	0	125 100	0	108 836
821 Furnitures And Parts	0	50	0	464
LAINNYA	0	0	0	0
SUB TOTAL	760 785	7 712 780	1 803 549	20 992 562
ZAMBIA				
263 Cotton	0	1 820 305	0	3 132 119
121 Tobacco, Unmanufactured And Refused	0	31 874	0	282 487
LAINNYA	0	0	0	0
SUB TOTAL	0	1 852 179	0	3 414 606
MALAWI				
263 Cotton	178 502	6 405 228	283 929	9 696 950
074 Tea And Mate	0	70 580	0	165 219
121 Tobacco, Unmanufactured And Refused	8	11 261	4	100 141
694 Nails, Screws, Nuts, Bolts, Rivets Of Iron/steel Or Copper	0	28	0	1 476
LAINNYA	0	0	0	0
SUB TOTAL	178 510	6 487 097	283 933	9 963 786
COMOROS				
282 Waste And Scrap Metal Of Iron/steel	0	220 070	0	102 552
LAINNYA	0	0	0	0
SUB TOTAL	0	220 070	0	102 552
BURUNDI				
263 Cotton	0	93 111	0	140 625
748 Transmission Shafts And Cranks	0	1	0	246
LAINNYA	0	0	0	0
SUB TOTAL	0	93 112	0	140 871
MAURITIUS				
845 Articles Of Apparel	1 478	17 604	55 251	561 693
282 Waste And Scrap Metal Of Iron/steel	85 779	702 349	34 397	270 671

**I.6 IMPOR KOMODITI MENURUT NEGARA ASAL / IMPORT BY COUNTRY OF ORIGIN
DAN LIMA GOLONGAN BARANG (SITC) UTAMA / AND FIVE MAJOR SITC COMMODITY GROUP
** DESEMBER / DECEMBER 2010 ****

Negara Asal/SITC/Uraian Golongan Barang <i>Country of Origin/SITC/group Description</i>	Berat Bersih / <i>Net Weight (Kg)</i>		Nilai CIF / <i>CIF Value (US\$)</i>	
	Bulan ini <i>Current month</i>	Kumulatif <i>Cum. Jan to date</i>	Bulan ini <i>Current month</i>	Kumulatif <i>Cum. Jan to date</i>
034 Fish, Fresh, Chilled Or Frozen	48 490	240 794	33 943	168 555
081 Feeding Stuff For Animals	114 000	114 000	148 609	148 609
844 Women's Coats/jackets, Knitted	160	1 861	6 063	60 229
LAINNYA	27 331	135 254	24 036	192 085
SUB TOTAL	277 238	1 211 862	302 299	1 401 842
RWANDA				
652 Cotton Fabrics, Woven	1 372	1 372	19 104	19 104
746 Ball Or Roller Bearings	0	31	0	661
LAINNYA	0	0	0	0
SUB TOTAL	1 372	1 403	19 104	19 765
VIRGIN ISLANDS (BRITISH)				
792 Aircraft And Associated Equipments And Parts	0	11 457	0	8 000 000
657 Special Yarns,textile Fabrics	49 878	410 065	381 199	3 361 418
793 Ships, Boats, And Floating Structures	0	74 000	0	2 587 500
851 Footwears	12 921	99 549	126 935	775 695
872 Medical Instruments And Appliances	0	1 057	0	275 101
LAINNYA	220	253 969	514	715 108
SUB TOTAL	63 019	850 097	508 648	15 714 822
AUSTRALIA				
041 Wheat And Meslin, Unmilled	345 304 766	3 299 578 817	127 254 635	945 578 650
001 Live Animals Other Than Fish	10 147 597	210 573 376	24 556 205	450 114 188
684 Aluminium	8 006 747	80 613 554	20 637 997	194 435 416
263 Cotton	5 478 911	94 472 933	13 979 775	194 338 499
011 Meat Of Bovine Animals Fresh, Chilled Or Frozen	4 254 877	49 384 543	13 491 285	157 806 300
LAINNYA	392 439 829	3 788 863 762	202 595 369	2 156 765 470
SUB TOTAL	765 632 727	7 523 486 985	402 515 266	4 099 038 523
NEW ZEALAND				
022 Milk,cream, And Milk Products Other Than Butter Or Cheese	4 223 904	53 924 192	16 033 093	223 208 123
011 Meat Of Bovine Animals Fresh, Chilled Or Frozen	3 261 670	35 373 514	10 977 805	115 265 585
251 Pulp And Waste Paper	13 438 207	169 880 987	5 945 304	86 556 987
023 Butter And Other Fats From Milk	341 081	8 779 426	1 978 257	43 803 735
081 Feeding Stuff For Animals	3 194 244	74 942 192	1 574 041	38 026 209
LAINNYA	19 494 523	228 252 603	16 871 462	220 058 363
SUB TOTAL	43 953 629	571 152 914	53 379 962	726 919 002
MICRONESIA, FED. STATES OF				
292 Crude Vegetable Materials	249	2 121	804	7 523
057 Fruit And Nut; Fresh Or Dried	0	10	0	33
LAINNYA	0	0	0	0
SUB TOTAL	249	2 131	804	7 556
GUAM				
899 Other Miscellaneous Manufactured Articles	820	820	3 426	3 426
845 Articles Of Apparel	0	7	0	208
656 Tulle,lace,enbroidery,ribbons,trimmings And Other Small Ware	60	60	127	127
LAINNYA	0	0	0	0
SUB TOTAL	880	887	3 553	3 761

I.6 IMPOR KOMODITI MENURUT NEGARA ASAL / IMPORT BY COUNTRY OF ORIGIN
DAN LIMA GOLONGAN BARANG (SITC) UTAMA / AND FIVE MAJOR SITC COMMODITY GROUP
** DESEMBER / DECEMBER 2010 **

Negara Asal/SITC/Uraian Golongan Barang <i>Country of Origin/SITC/group Description</i>	Berat Bersih / <i>Net Weight (Kg)</i>		Nilai CIF / <i>CIF Value (US\$)</i>	
	Bulan ini <i>Current month</i>	Kumulatif <i>Cum. Jan to date</i>	Bulan ini <i>Current month</i>	Kumulatif <i>Cum. Jan to date</i>
NAURU				
679 Tubes, Pipes, Hollow Profile, Pipe Fitting Of Iron/steel	0	224	0	22 854
778 Electrical Machinery And Apparatus	0	76	0	7 792
776 Thermionic, Cold Cathode, And Photo Cathode Valves/tubes	0	76	0	7 698
745 Other Non-electical Machinery, Tools, And Mechanical Apparatus	0	26	0	2 220
772 Electrical Apparatus For Making And Breaking Electrical Circ	0	187	0	1 409
LAINNYA	0	1	0	1
SUB TOTAL	0	590	0	41 974
NEW CALEDONIA				
772 Electrical Apparatus For Making And Breaking Electrical Circ	0	10 003	0	231 914
771 Electric Power Machinery And Parts	0	12 746	0	140 000
652 Cotton Fabrics, Woven	0	2 555	0	29 854
023 Butter And Other Fats From Milk	0	8 733	0	14 651
211 Hides And Skins, Raw	0	15 369	0	8 914
LAINNYA	2	10 624	2	24 187
SUB TOTAL	2	60 030	2	449 520
NIUE				
751 Office Machines	0	2	0	62
LAINNYA	0	0	0	0
SUB TOTAL	0	2	0	62
SAINT VINCENT AND THE GRENADINES				
773 Equipment For Distributing Electricity	10 079	24 401	21 884	167 623
691 Structures And Parts Of Iron/steel Or Aluminium	34 503	35 335	76 249	84 716
699 Manufactures Of Base Metals	61 057	63 695	68 246	71 796
772 Electrical Apparatus For Making And Breaking Electrical Circ	22 164	23 040	55 559	57 128
679 Tubes, Pipes, Hollow Profile, Pipe Fitting Of Iron/steel	9 381	17 492	22 116	49 561
LAINNYA	68 422	115 242	142 331	227 502
SUB TOTAL	205 606	279 205	386 385	658 326
VANUATU				
072 Cocoa	12 500	344 265	45 324	1 197 923
874 Measuring, Checking, Analysing, And Controlling Instrument A	0	720	0	36 199
LAINNYA	0	0	0	0
SUB TOTAL	12 500	344 985	45 324	1 234 122
BRITISH INDIAN OCEAN TERRITORY				
731 Machine Tools By Removing Metal	0	2 270	0	29 582
894 Baby Carriages, Toys, Games, And Sporting Goods	0	3 615	0	23 241
663 Mineral Manufactures	6 990	6 990	8 720	8 720
848 Articles Of Apparel And Clothing Accessories Of Other Than T	0	398	0	5 230
778 Electrical Machinery And Apparatus	0	19	0	1 392
LAINNYA	160	184	817	1 300
SUB TOTAL	7 150	13 476	9 537	69 465
OTH.OCEANIA				
263 Cotton	0	193 011	0	332 750
656 Tulle,lace,embroidery,ribbons,trimmings And Other Small Ware	0	9	0	196
LAINNYA	0	0	0	0
SUB TOTAL	0	193 020	0	332 946

**I.6 IMPOR KOMODITI MENURUT NEGARA ASAL / IMPORT BY COUNTRY OF ORIGIN
DAN LIMA GOLONGAN BARANG (SITC) UTAMA / AND FIVE MAJOR SITC COMMODITY GROUP
** DESEMBER / DECEMBER 2010 ****

Negara Asal/SITC/Uraian Golongan Barang <i>Country of Origin/SITC/group Description</i>	Berat Bersih / <i>Net Weight (Kg)</i>		Nilai CIF / <i>CIF Value (US\$)</i>	
	Bulan ini <i>Current month</i>	Kumulatif <i>Cum. Jan to date</i>	Bulan ini <i>Current month</i>	Kumulatif <i>Cum. Jan to date</i>
AMERICAN SAMOA				
743 Pumps, Compressors, Fans, Blowers, Centrifuges, And Parts	477 574	4 288 261	286 544	2 487 928
263 Cotton	304 382	786 452	689 495	1 556 236
728 Other Machines And Equipment Specialized For Particular Indu	0	13 640	0	1 150 231
533 Pigments, Paints, Varnishes, And Related Materials	0	302 400	0	721 000
748 Transmission Shafts And Cranks	0	633 247	0	337 116
LAINNYA	1 526	1 316 470	15 407	997 409
SUB TOTAL	783 482	7 340 470	991 446	7 249 920
COOK ISLANDS				
747 Taps, Cocks, And Valves For Pipes	0	7 102	0	163 570
621 Materials Of Rubber	0	26 742	0	150 771
793 Ships, Boats, And Floating Structures	0	130 000	0	138 408
657 Special Yarns, textile Fabrics	0	20 520	0	92 156
725 Papermill/pulpmill Machinery And Paper Cutting Machines	0	2 165	0	48 331
LAINNYA	0	46 285	0	119 743
SUB TOTAL	0	232 814	0	712 979
FIJI				
282 Waste And Scrap Metal Of Iron/steel	368 695	2 363 915	129 736	798 559
081 Feeding Stuff For Animals	0	303 430	0	273 087
685 Lead	0	21 000	0	43 050
652 Cotton Fabrics, Woven	0	726	0	37 335
111 Non-alcoholic Beverages, Nes	0	36 920	0	21 924
LAINNYA	4	7	52	62
SUB TOTAL	368 699	2 725 998	129 788	1 174 017
KIRIBATI				
793 Ships, Boats, And Floating Structures	0	2 808 000	0	1 953 000
034 Fish, Fresh, Chilled Or Frozen	0	1 200 000	0	1 066 200
776 Thermionic, Cold Cathode, And Photo Cathode Valves/tubes	0	21	0	13 500
611 Leathers	0	775	0	5 880
899 Other Miscellaneous Manufactured Articles	0	174	0	1 691
LAINNYA	0	0	0	0
SUB TOTAL	0	4 008 970	0	3 040 271
MARSHALL ISLANDS				
793 Ships, Boats, And Floating Structures	0	10 769 000	0	25 545 175
724 Textile/leather Machinery And Parts	0	1 070	0	9 030
748 Transmission Shafts And Cranks	0	1	0	7 197
884 Optical Goods	0	26	0	1 350
778 Electrical Machinery And Apparatus	0	2	0	37
LAINNYA	0	1	0	20
SUB TOTAL	0	10 770 100	0	25 562 809
SAMOA				
678 Wire Of Iron/steel	20 371	20 371	127 741	127 741
652 Cotton Fabrics, Woven	0	4 217	0	45 986
598 Miscellaneous Chemical Products	0	16 500	0	16 500
655 Knitted Or Crocheted Fabrics	0	1 228	0	12 396
772 Electrical Apparatus For Making And Breaking Electrical Circ	0	349	0	9 779
LAINNYA	0	284	0	7 278
SUB TOTAL	20 371	42 949	127 741	219 680

**I.6 IMPOR KOMODITI MENURUT NEGARA ASAL / IMPORT BY COUNTRY OF ORIGIN
DAN LIMA GOLONGAN BARANG (SITC) UTAMA / AND FIVE MAJOR SITC COMMODITY GROUP
** DESEMBER / DECEMBER 2010 ****

Negara Asal/SITC/Uraian Golongan Barang <i>Country of Origin/SITC/group Description</i>	Berat Bersih / <i>Net Weight (Kg)</i>		Nilai CIF / <i>CIF Value (US\$)</i>	
	Bulan ini <i>Current month</i>	Kumulatif <i>Cum. Jan to date</i>	Bulan ini <i>Current month</i>	Kumulatif <i>Cum. Jan to date</i>
SOLOMON ISLANDS				
072 Cocoa	360 000	3 239 998	1 058 387	10 964 304
246 Wood In Chips Or Particles And Waste	0	4 000 000	0	371 534
621 Materials Of Rubber	0	291	0	3 936
523 Metallicsalts And Peroxysalts	0	64	0	947
792 Aircraft And Associated Equipments And Parts	0	1	0	270
LAINNYA	0	0	0	0
SUB TOTAL	360 000	7 240 354	1 058 387	11 340 991
TONGA				
263 Cotton	0	99 992	0	200 052
LAINNYA	0	0	0	0
SUB TOTAL	0	99 992	0	200 052
TUVALU				
793 Ships, Boats, And Floating Structures	0	1 369 000	0	1 062 006
676 Iron/steel Bars, Rods, Angels, Shaped And Sections	0	7 997	0	9 596
742 Pumps For Liquid And Parts	0	1	0	53
LAINNYA	0	0	0	0
SUB TOTAL	0	1 376 998	0	1 071 655
CHRISTMAS ISLANDS				
793 Ships, Boats, And Floating Structures	0	17 000	0	205 891
764 Telecommunication Equipments And Parts	0	279	0	11 981
694 Nails, Screws, Nuts, Bolts, Rivets Of Iron/steel Or Copper	0	1	0	4
LAINNYA	0	0	0	0
SUB TOTAL	0	17 280	0	217 876
U.S MINOR OUTLYING ISLAND				
728 Other Machines And Equipment Specialized For Particular Indu	236	236	15 547	15 547
661 Lime,cement And Fabricated Construction Materials	0	6	0	970
LAINNYA	0	0	0	0
SUB TOTAL	236	242	15 547	16 517
COCOS (KEELING) ISLANDS				
695 Tools For Used In The Hand Or In Machines	0	823	0	5 234
726 Printing/book Binding Machinery And Parts	0	122	0	3 846
728 Other Machines And Equipment Specialized For Particular Indu	16	16	1 413	1 413
772 Electrical Apparatus For Making And Breaking Electrical Circ	15	15	905	905
831 Travel Goods	0	218	0	588
LAINNYA	9	1 250	517	1 907
SUB TOTAL	40	2 444	2 835	13 893
TOKELAU				
652 Cotton Fabrics, Woven	0	580	0	12 512
598 Miscellaneous Chemical Products	0	2 200	0	10 450
748 Transmission Shafts And Cranks	0	109	0	1 133
813 Lighting Fixtures And Fittings	0	124	0	266
694 Nails, Screws, Nuts, Bolts, Rivets Of Iron/steel Or Copper	0	14	0	190
LAINNYA	0	0	0	0
SUB TOTAL	0	3 027	0	24 551

**I.6 IMPOR KOMODITI MENURUT NEGARA ASAL / IMPORT BY COUNTRY OF ORIGIN
DAN LIMA GOLONGAN BARANG (SITC) UTAMA / AND FIVE MAJOR SITC COMMODITY GROUP
** DESEMBER / DECEMBER 2010 ****

Negara Asal/SITC/Uraian Golongan Barang <i>Country of Origin/SITC/group Description</i>	Berat Bersih / <i>Net Weight (Kg)</i>		Nilai CIF / <i>CIF Value (US\$)</i>	
	Bulan ini <i>Current month</i>	Kumulatif <i>Cum. Jan to date</i>	Bulan ini <i>Current month</i>	Kumulatif <i>Cum. Jan to date</i>
EAST TIMOR				
071 Coffee And Coffee Substitutes	28 550	530 180	6 025	475 005
282 Waste And Scrap Metal Of Iron/steel	0	173 217	0	66 789
001 Live Animals Other Than Fish	0	92 137	0	57 591
223 Oil Seeds Use For Extraction Of Other Fixed Vegetable Oils	8 000	110 740	928	18 397
247 Wood In The Rough Or Roughly Squared	0	18 000	0	13 179
LAINNYA	3 000	3 399	474	2 074
SUB TOTAL	39 550	927 673	7 427	633 035
UNITED STATES				
792 Aircraft And Associated Equipments And Parts	123 504	6 004 603	88 923 035	2 673 277 032
222 Oil Seeds Use For Extraction Ofsoft Fixed Vegetable Oils	183 288 936	1 582 461 270	95 926 628	744 276 387
081 Feeding Stuff For Animals	63 400 917	1 137 460 981	29 110 125	544 873 669
723 Civil Engineering And Contractor Plants And Equipments/parts	1 969 596	19 836 363	25 975 502	265 448 915
263 Cotton	9 685 623	132 928 531	23 700 270	250 051 345
LAINNYA	390 202 067	3 231 231 265	509 399 618	4 921 223 100
SUB TOTAL	648 670 643	6 109 923 013	773 035 178	9 399 150 448
CANADA				
562 Fertilizers, Manufactured	110 427 000	703 340 000	44 228 800	281 748 820
251 Pulp And Waste Paper	44 068 810	331 286 045	34 373 037	255 435 789
041 Wheat And Meslin, Unmilled	66 000 040	758 313 293	30 200 117	251 285 040
081 Feeding Stuff For Animals	5 122 677	67 562 171	2 605 609	33 271 269
792 Aircraft And Associated Equipments And Parts	5 785	18 481	9 905 199	24 742 317
LAINNYA	31 558 507	137 238 774	22 760 345	261 932 898
SUB TOTAL	257 182 819	1 997 758 764	144 073 107	1 108 416 133
MEXICO				
764 Telecommunication Equipments And Parts	55 774	191 217	24 965 607	81 225 108
752 Automatic Data Processing Machines And Their Units	8 009	92 810	1 975 806	14 091 200
562 Fertilizers, Manufactured	0	31 001 404	0	12 038 527
759 Parts And Accessories For Machine Of Heading 751 Or 752	3 858	42 430	938 720	10 703 339
722 Tractors	17 788	960 155	135 507	8 264 819
LAINNYA	2 129 981	29 408 391	7 971 773	86 544 114
SUB TOTAL	2 215 410	61 696 407	35 987 413	212 867 107
GUATEMALA				
551 Essential Oils, Perfumes, And Flavour Materials	20	370	7 827	57 320
071 Coffee And Coffee Substitutes	0	18 765	0	55 015
845 Articles Of Apparel	88	1 045	2 887	42 658
579 Waste And Scrap Of Plastics	0	99 997	0	22 385
764 Telecommunication Equipments And Parts	0	35	0	5 776
LAINNYA	13	8 751	397	18 624
SUB TOTAL	121	128 963	11 111	201 778
HONDURAS				
211 Hides And Skins, Raw	0	240 375	0	96 150
081 Feeding Stuff For Animals	63 000	63 000	57 015	57 015
579 Waste And Scrap Of Plastics	0	174 880	0	50 526
773 Equipment For Distributing Electricity	0	2 642	0	44 633
845 Articles Of Apparel	29	395	1 351	26 085
LAINNYA	0	131	0	3 901
SUB TOTAL	63 029	481 423	58 366	278 310

I.6 IMPOR KOMODITI MENURUT NEGARA ASAL / *IMPORT BY COUNTRY OF ORIGIN*
DAN LIMA GOLONGAN BARANG (SITC) UTAMA / *AND FIVE MAJOR SITC COMMODITY GROUP*
** DESEMBER / *DECEMBER 2010* **

Negara Asal/SITC/Uraian Golongan Barang <i>Country of Origin/SITC/group Description</i>	Berat Bersih / <i>Net Weight (Kg)</i>		Nilai CIF / <i>CIF Value (US\$)</i>	
	Bulan ini <i>Current month</i>	Kumulatif <i>Cum. Jan to date</i>	Bulan ini <i>Current month</i>	Kumulatif <i>Cum. Jan to date</i>
NICARAGUA				
726 Printing/book Binding Machinery And Parts	0	24 235	0	64 750
724 Textile/leather Machinery And Parts	0	17 098	0	41 420
845 Articles Of Apparel	5	509	265	23 398
716 Rotating Electric Plants And Parts	0	5 043	0	20 000
727 Food Processing Machines And Parts	0	1 454	0	10 925
LAINNYA	0	4 875	0	18 646
SUB TOTAL	5	53 214	265	179 139
PANAMA				
793 Ships, Boats, And Floating Structures	2 118 000	26 824 000	4 050 000	46 080 087
282 Waste And Scrap Metal Of Iron/steel	376 940	2 525 890	139 468	867 379
652 Cotton Fabrics, Woven	0	6 937	0	88 424
288 Non-ferrous Base Metal Waste And Scraps	0	47 250	0	76 073
598 Miscellaneous Chemical Products	0	2 006	0	58 500
LAINNYA	93	132 349	7 165	212 524
SUB TOTAL	2 495 033	29 538 432	4 196 633	47 382 987
CUBA				
542 Medicaments, Including Veterinary Medicaments	42	2 374	55 000	792 848
121 Tobacco, Unmanufactured And Refused	46 983	47 184	191 568	196 746
771 Electric Power Machinery And Parts	0	6 306	0	84 132
112 Alcoholic Beverages	0	1 438	0	7 740
742 Pumps For Liquid And Parts	0	8	0	581
LAINNYA	0	41	0	843
SUB TOTAL	47 025	57 351	246 568	1 082 890
CURACAO				
764 Telecommunication Equipments And Parts	0	5 141	0	33 282
772 Electrical Apparatus For Making And Breaking Electrical Circ	0	16	0	2 344
694 Nails, Screws, Nuts, Bolts, Rivets Of Iron/steel Or Copper	0	4 102	0	1 838
785 Motorcycles, Scooters, And Other Cycles Motorized/non Motori	0	919	0	314
778 Electrical Machinery And Apparatus	0	8	0	193
LAINNYA	0	17	0	6
SUB TOTAL	0	10 203	0	37 977
SURINAME				
282 Waste And Scrap Metal Of Iron/steel	0	170 375	0	61 335
778 Electrical Machinery And Apparatus	54	729	2 530	32 515
248 Wood, simply Worked And Railway Sleeper Of Wood	0	29 600	0	21 140
LAINNYA	0	0	0	0
SUB TOTAL	54	200 704	2 530	114 990
CHILE				
281 Iron Ore And Concentrates	0	1 072 307 000	0	168 632 065
251 Pulp And Waste Paper	4 485 948	139 622 747	3 488 398	100 688 146
784 Parts And Accessories Of The Motor Vehicles	59 040	628 285	732 113	7 877 375
057 Fruit And Nut; Fresh Or Dried	207	3 564 761	210	7 775 073
562 Fertilizers, Manufactured	624 000	7 435 000	397 800	4 991 250
LAINNYA	2 080 361	13 728 280	2 188 203	19 090 829
SUB TOTAL	7 249 556	1 237 286 073	6 806 724	309 054 738

**I.6 IMPOR KOMODITI MENURUT NEGARA ASAL / IMPORT BY COUNTRY OF ORIGIN
DAN LIMA GOLONGAN BARANG (SITC) UTAMA / AND FIVE MAJOR SITC COMMODITY GROUP
** DESEMBER / DECEMBER 2010 ****

Negara Asal/SITC/Uraian Golongan Barang <i>Country of Origin/SITC/group Description</i>	Berat Bersih / <i>Net Weight (Kg)</i>		Nilai CIF / <i>CIF Value (US\$)</i>	
	Bulan ini <i>Current month</i>	Kumulatif <i>Cum. Jan to date</i>	Bulan ini <i>Current month</i>	Kumulatif <i>Cum. Jan to date</i>
VENEZUELA				
072 Cocoa	0	125 217	0	373 145
541 Medicinal And Pharmaceutical Products	291	5 703	19 846	249 946
679 Tubes, Pipes, Hollow Profile, Pipe Fitting Of Iron/steel	0	956	0	39 338
251 Pulp And Waste Paper	0	89 080	0	31 178
728 Other Machines And Equipment Specialized For Particular Indu	0	820	0	29 798
LAINNYA	22	9 170	28	79 992
SUB TOTAL	313	230 946	19 874	803 397
ARGENTINA				
081 Feeding Stuff For Animals	262 644 280	1 613 478 861	116 707 353	641 361 433
044 Maize, Unmilled	219 578	832 202 200	108 498	189 210 041
222 Oil Seeds Use For Extraction Ofsoft Fixed Vegetable Oils	0	78 233 522	0	35 240 587
611 Leathers	176 396	2 184 840	617 334	15 053 363
263 Cotton	966 207	6 245 289	2 110 236	12 010 449
LAINNYA	2 251 771	41 082 686	5 052 806	52 243 203
SUB TOTAL	266 258 232	2 573 427 398	124 596 227	945 119 076
BRAZIL				
061 Sugar, Molasses, And Honey	199 956 385	628 301 485	131 354 755	354 644 216
672 Ingots And Other Iron/steel In Primary Forms	52 132 129	468 476 224	31 276 873	270 547 155
263 Cotton	19 996 680	127 721 083	43 925 161	237 989 104
081 Feeding Stuff For Animals	8 075 226	576 763 438	3 812 036	228 035 334
281 Iron Ore And Concentrates	143 050 000	1 024 013 000	36 132 807	185 178 454
LAINNYA	91 716 277	492 877 410	56 073 098	441 079 356
SUB TOTAL	514 926 697	3 318 152 640	302 574 730	1 717 473 619
COLOMBIA				
522 Inorganic Chemical Elements, Oxides And Halogen Salts	498 000	9 595 228	522 692	9 428 962
591 Disinfectants, Insecticides, And Fungicides Put In Forms	97 200	1 799 194	405 562	6 960 963
542 Medicaments, Including Veterinary Medicaments	0	24 750	0	6 762 831
325 Coke And Semi Coke Of Coal/lignite/peat	573 398	7 252 741	238 534	2 542 901
575 Other Plastics In Primary Forms	54 000	522 107	154 741	1 694 365
LAINNYA	188 524	1 835 449	541 063	3 803 877
SUB TOTAL	1 411 122	21 029 469	1 862 592	31 193 899
BOLIVIA				
522 Inorganic Chemical Elements, Oxides And Halogen Salts	0	718 000	0	445 360
248 Wood, simply Worked And Railway Sleeper Of Wood	0	22 000	0	18 392
634 Veneers, plywood, improved/reconstituted Wood Worked	0	1 317	0	4 455
611 Leathers	0	166	0	3 494
LAINNYA	0	0	0	0
SUB TOTAL	0	741 483	0	471 701
URUGUAY				
248 Wood, simply Worked And Railway Sleeper Of Wood	317 910	5 664 732	270 532	4 555 638
057 Fruit And Nut; Fresh Or Dried	0	961 380	0	940 851
222 Oil Seeds Use For Extraction Ofsoft Fixed Vegetable Oils	0	1 495 740	0	674 874
036 Crustaceans, Molluscs, And Aquatic Invertebrates	0	364 681	0	274 465
894 Baby Carriages, Toys, Games, And Sporting Goods	0	5 700	0	265 111
LAINNYA	51 805	926 038	40 827	1 222 352
SUB TOTAL	369 715	9 418 271	311 359	7 933 291

I.6 IMPOR KOMODITI MENURUT NEGARA ASAL / *IMPORT BY COUNTRY OF ORIGIN*
DAN LIMA GOLONGAN BARANG (SITC) UTAMA / *AND FIVE MAJOR SITC COMMODITY GROUP*
** DESEMBER / *DECEMBER 2010* **

Negara Asal/SITC/Uraian Golongan Barang <i>Country of Origin/SITC/group Description</i>	Berat Bersih / <i>Net Weight (Kg)</i>		Nilai CIF / <i>CIF Value (US\$)</i>	
	Bulan ini <i>Current month</i>	Kumulatif <i>Cum. Jan to date</i>	Bulan ini <i>Current month</i>	Kumulatif <i>Cum. Jan to date</i>
PARAGUAY				
263 Cotton	0	1 992 018	0	3 557 317
081 Feeding Stuff For Animals	0	6 060 940	0	2 313 683
611 Leathers	254 223	1 752 682	267 977	1 508 644
551 Essential Oils, Perfumes, And Flavour Materials	0	5 380	0	105 681
121 Tobacco, Unmanufactured And Refused	9 215	36 788	28 778	96 030
LAINNYA	27 540	49 340	9 448	28 672
SUB TOTAL	290 978	9 897 148	306 203	7 610 027
ECUADOR				
072 Cocoa	0	219 890	0	593 704
744 Mechanical Handling Equipments And Parts	0	143 646	0	593 000
081 Feeding Stuff For Animals	105 260	237 760	136 838	350 292
743 Pumps, Compressors, Fans, Blowers, Centrifuges, And Parts	613	14 086	16 670	266 465
121 Tobacco, Unmanufactured And Refused	0	8 365	0	230 928
LAINNYA	9 377	322 373	4 367	459 778
SUB TOTAL	115 250	946 120	157 875	2 494 167
PERU				
081 Feeding Stuff For Animals	1 716 490	15 672 250	2 729 884	24 865 803
057 Fruit And Nut; Fresh Or Dried	0	1 594 730	0	3 123 914
411 Animal Oils And Fats	48 707	1 022 416	56 257	899 003
522 Inorganic Chemical Elements, Oxides And Halogen Salts	0	936 500	0	789 504
282 Waste And Scrap Metal Of Iron/steel	0	1 007 740	0	463 560
LAINNYA	210 842	795 609	140 796	1 315 473
SUB TOTAL	1 976 039	21 029 245	2 926 937	31 457 257
GUYANA				
278 Other Crude Minerals	0	540 740	0	291 481
036 Crustaceans, Molluscs, And Aquatic Invertebrates	0	34 659	0	130 006
282 Waste And Scrap Metal Of Iron/steel	0	36 000	0	15 480
LAINNYA	0	0	0	0
SUB TOTAL	0	611 399	0	436 967
TRINIDAD AND TOBAGO				
671 Pig Iron,spiegeleisen,sponge Iron, And Ferro-alloys	0	96 675 420	0	26 324 694
282 Waste And Scrap Metal Of Iron/steel	530 270	2 890 958	196 200	1 035 151
251 Pulp And Waste Paper	0	1 038 300	0	229 173
899 Other Miscellaneous Manufactured Articles	0	2 340	0	79 200
764 Telecommunication Equipments And Parts	0	1	0	71
LAINNYA	0	0	0	0
SUB TOTAL	530 270	100 607 019	196 200	27 668 289
BAHAMAS				
793 Ships, Boats, And Floating Structures	0	11 874 000	0	16 460 000
282 Waste And Scrap Metal Of Iron/steel	69 990	1 475 695	28 346	552 345
642 Paper And Paperboard Cut To Size/shape And Article Of Papers	0	20 418	0	94 774
112 Alcoholic Beverages	607	3 426	1 177	15 355
851 Footwears	0	266	0	5 682
LAINNYA	0	0	0	0
SUB TOTAL	70 597	13 373 805	29 523	17 128 156

**I.6 IMPOR KOMODITI MENURUT NEGARA ASAL / IMPORT BY COUNTRY OF ORIGIN
DAN LIMA GOLONGAN BARANG (SITC) UTAMA / AND FIVE MAJOR SITC COMMODITY GROUP
** DESEMBER / DECEMBER 2010 ****

Negara Asal/SITC/Uraian Golongan Barang <i>Country of Origin/SITC/group Description</i>	Berat Bersih / <i>Net Weight (Kg)</i>		Nilai CIF / <i>CIF Value (US\$)</i>	
	Bulan ini <i>Current month</i>	Kumulatif <i>Cum. Jan to date</i>	Bulan ini <i>Current month</i>	Kumulatif <i>Cum. Jan to date</i>
JAMAICA				
282 Waste And Scrap Metal Of Iron/steel	0	1 166 485	0	431 555
288 Non-ferrous Base Metal Waste And Scraps	0	17 710	0	29 222
071 Coffee And Coffee Substitutes	0	353	0	20 298
251 Pulp And Waste Paper	0	26 364	0	12 523
269 Old Clothing And Other Old Textile Articles; Rags	0	195	0	5 441
LAINNYA	9	307	30	1 911
SUB TOTAL	9	1 211 414	30	500 950
PUERTO RICO				
515 Organo-inorganic And Heterocyclic Compounds	41	481	780 000	4 344 067
759 Parts And Accessories For Machine Of Heading 751 Or 752	337	14 388	95 790	3 391 464
776 Thermionic, Cold Cathode, And Photo Cathode Valves/tubes	2 583	11 657	526 316	3 233 397
282 Waste And Scrap Metal Of Iron/steel	5 294 864	7 070 037	1 673 134	2 226 555
541 Medicinal And Pharmaceutical Products	58	18 528	100 306	1 344 567
LAINNYA	2 252	48 876	28 948	1 679 577
SUB TOTAL	5 300 135	7 163 967	3 204 494	16 219 627
BELIZE				
263 Cotton	0	90 655	0	165 383
523 Metallicsalts And Peroxysalts	24 000	120 000	10 080	50 400
575 Other Plastics In Primary Forms	0	14 600	0	38 878
533 Pigments, Paints, Varnishes, And Related Materials	0	50 000	0	22 000
778 Electrical Machinery And Apparatus	0	234	0	5 667
LAINNYA	0	44	0	707
SUB TOTAL	24 000	275 533	10 080	283 035
DOMINICAN REPUBLIC				
288 Non-ferrous Base Metal Waste And Scraps	0	318 120	0	495 690
282 Waste And Scrap Metal Of Iron/steel	199 150	659 825	82 647	266 857
211 Hides And Skins, Raw	0	161 800	0	59 120
774 Electrical Apparatus For Medical Purposes And Radiological A	144	280	18 090	31 289
872 Medical Instruments And Appliances	6	206	1 017	27 290
LAINNYA	83 735	84 872	28 027	52 123
SUB TOTAL	283 035	1 225 103	129 781	932 369
EL SALVADOR				
542 Medicaments, Including Veterinary Medicaments	0	1 000	0	23 000
579 Waste And Scrap Of Plastics	0	63 269	0	15 818
764 Telecommunication Equipments And Parts	0	27	0	13 370
778 Electrical Machinery And Apparatus	5	61	165	10 483
899 Other Miscellaneous Manufactured Articles	0	504	0	10 325
LAINNYA	126	2 264	2 830	18 518
SUB TOTAL	131	67 125	2 995	91 514
COSTA RICA				
759 Parts And Accessories For Machine Of Heading 751 Or 752	1 003	18 970	153 639	3 876 531
223 Oil Seeds Use For Extraction Of Other Fixed Vegetable Oils	353	10 586	77 385	2 194 686
611 Leathers	9 426	79 804	150 035	1 297 414
058 Fruits, Preserved And Preparations	0	792 000	0	872 640
282 Waste And Scrap Metal Of Iron/steel	0	1 194 878	0	455 491
LAINNYA	151	82 983	11 837	258 332
SUB TOTAL	10 933	2 179 221	392 896	8 955 094

I.6 IMPOR KOMODITI MENURUT NEGARA ASAL / *IMPORT BY COUNTRY OF ORIGIN*
DAN LIMA GOLONGAN BARANG (SITC) UTAMA / *AND FIVE MAJOR SITC COMMODITY GROUP*
** DESEMBER / *DECEMBER 2010* **

Negara Asal/SITC/Uraian Golongan Barang <i>Country of Origin/SITC/group Description</i>	Berat Bersih / <i>Net Weight (Kg)</i>		Nilai CIF / <i>CIF Value (US\$)</i>	
	Bulan ini <i>Current month</i>	Kumulatif <i>Cum. Jan to date</i>	Bulan ini <i>Current month</i>	Kumulatif <i>Cum. Jan to date</i>
HAITI				
282 Waste And Scrap Metal Of Iron/steel	110 520	1 037 340	39 014	373 516
551 Essential Oils, Perfumes, And Flavour Materials	0	160	0	8 454
841 Men's Coats/jackets, Not Knitted	0	540	0	8 333
845 Articles Of Apparel	63	99	3 905	6 386
843 Men's Coats/jackets, Knitted	0	3	0	96
LAINNYA	0	0	0	0
SUB TOTAL	110 583	1 038 142	42 919	396 785
BARBADOS				
282 Waste And Scrap Metal Of Iron/steel	87 300	302 940	30 817	115 458
513 Carboxylic Acids,and Their Anhydrides,halides,peroxides	0	23 100	0	46 315
874 Measuring, Checking, Analysing, And Controlling Instrument A	4	4	169	169
LAINNYA	0	0	0	0
SUB TOTAL	87 304	326 044	30 986	161 942
ANTIGUA AND BARBUDA				
676 Iron/steel Bars, Rods, Angels, Shaped And Sections	6	6	2 203	2 203
641 Papers And Paperboards	0	142	0	1 944
057 Fruit And Nut; Fresh Or Dried	1 294	1 294	1 446	1 446
673 Flat Rolled Products, Not Clad	0	332	0	1 442
743 Pumps, Compressors, Fans, Blowers, Centrifuges, And Parts	0	36	0	1 069
LAINNYA	0	97	0	1 284
SUB TOTAL	1 300	1 907	3 649	9 388
ANGUILLA				
699 Manufactures Of Base Metals	0	21 000	0	25 771
892 Printed Matter	0	9	0	4 004
743 Pumps, Compressors, Fans, Blowers, Centrifuges, And Parts	0	27	0	2 807
759 Parts And Accessories For Machine Of Heading 751 Or 752	0	12	0	1 097
778 Electrical Machinery And Apparatus	4	4	192	192
LAINNYA	0	0	0	0
SUB TOTAL	4	21 052	192	33 871
ARUBA				
251 Pulp And Waste Paper	0	322 952	0	59 038
LAINNYA	0	0	0	0
SUB TOTAL	0	322 952	0	59 038
BERMUDA				
342 Liquefied Propane And Butane	0	46 442 300	0	34 267 542
776 Thermionic, Cold Cathode, And Photo Cathode Valves/tubes	0	3	0	1 664
641 Papers And Paperboards	0	28	0	192
LAINNYA	0	0	0	0
SUB TOTAL	0	46 442 331	0	34 269 398
CAPE VERDE				
629 Articles Of Rubbers	0	464	0	8 257
575 Other Plastics In Primary Forms	0	1 080	0	7 201

**I.6 IMPOR KOMODITI MENURUT NEGARA ASAL / IMPORT BY COUNTRY OF ORIGIN
DAN LIMA GOLONGAN BARANG (SITC) UTAMA / AND FIVE MAJOR SITC COMMODITY GROUP
** DESEMBER / DECEMBER 2010 ****

Negara Asal/SITC/Uraian Golongan Barang <i>Country of Origin/SITC/group Description</i>	Berat Bersih / <i>Net Weight (Kg)</i>		Nilai CIF / <i>CIF Value (US\$)</i>	
	Bulan ini <i>Current month</i>	Kumulatif <i>Cum. Jan to date</i>	Bulan ini <i>Current month</i>	Kumulatif <i>Cum. Jan to date</i>
598 Miscellaneous Chemical Products	0	1 080	0	7 201
743 Pumps, Compressors, Fans, Blowers, Centrifuges, And Parts LAINNYA	0	1	0	10
	0	0	0	0
SUB TOTAL	0	2 625	0	22 669
CAYMAN ISLANDS				
582 Plates, Sheets, And Film Of Plastics LAINNYA	0	1 607	0	4 702
	0	0	0	0
SUB TOTAL	0	1 607	0	4 702
DOMINICA				
575 Other Plastics In Primary Forms	0	66 000	0	85 428
288 Non-ferrous Base Metal Waste And Scraps	0	36 650	0	60 473
121 Tobacco, Unmanufactured And Refused	0	30 204	0	39 263
211 Hides And Skins, Raw	0	54 770	0	21 908
551 Essential Oils, Perfumes, And Flavour Materials LAINNYA	0	200	0	6 771
	2	192	56	5 708
SUB TOTAL	2	188 016	56	219 551
FRENCH POLYNESIA				
679 Tubes, Pipes, Hollow Profile, Pipe Fitting Of Iron/steel LAINNYA	0	44	0	360
	0	0	0	0
SUB TOTAL	0	44	0	360
GRENADA				
267 Other Man-made Fibres Suitable For Spinning And Waste	0	43 564	0	167 134
658 Made-up Articles, Wholly/chiefly Of Textile Materials	0	56 265	0	53 807
541 Medicinal And Pharmaceutical Products LAINNYA	0	2	0	351
	0	0	0	0
SUB TOTAL	0	99 831	0	221 292
MARTINIQUE				
282 Waste And Scrap Metal Of Iron/steel LAINNYA	237 600	237 600	66 357	66 357
	0	0	0	0
SUB TOTAL	237 600	237 600	66 357	66 357
NETHERLANDS ANTILLES				
575 Other Plastics In Primary Forms	36 000	156 000	186 840	789 120
334 Petroleum Products, Refined	0	78 300	0	169 796
874 Measuring, Checking, Analysing, And Controlling Instrument A	821	1 462	12 276	115 096
721 Agricultural Machinery And Parts	0	1 735	0	84 524
641 Papers And Paperboards LAINNYA	164	7 833	3 116	72 875
	790	46 634	12 283	111 954
SUB TOTAL	37 775	291 964	214 515	1 343 365
NORFOLK ISLANDS				
598 Miscellaneous Chemical Products	12 000	114 640	75 696	672 210
634 Veneers,plywood,improved/reconstituted Wood Worked	0	34 857	0	111 483
728 Other Machines And Equipment Specialized For Particular Indu	0	1 034	0	16 710

**I.6 IMPOR KOMODITI MENURUT NEGARA ASAL / IMPORT BY COUNTRY OF ORIGIN
DAN LIMA GOLONGAN BARANG (SITC) UTAMA / AND FIVE MAJOR SITC COMMODITY GROUP
** DESEMBER / DECEMBER 2010 ****

Negara Asal/SITC/Uraian Golongan Barang <i>Country of Origin/SITC/group Description</i>	Berat Bersih / <i>Net Weight (Kg)</i>		Nilai CIF / <i>CIF Value (US\$)</i>	
	Bulan ini <i>Current month</i>	Kumulatif <i>Cum. Jan to date</i>	Bulan ini <i>Current month</i>	Kumulatif <i>Cum. Jan to date</i>
772 Electrical Apparatus For Making And Breaking Electrical Circ	0	96	0	1 540
748 Transmission Shafts And Cranks	0	50	0	794
LAINNYA	0	107	0	1 703
SUB TOTAL	12 000	150 784	75 696	804 440
SAINT LUCIA				
061 Sugar, Molasses, And Honey	0	165 000	0	132 000
772 Electrical Apparatus For Making And Breaking Electrical Circ	0	2 171	0	52 272
778 Electrical Machinery And Apparatus	0	31	0	1 230
LAINNYA	0	0	0	0
SUB TOTAL	0	167 202	0	185 502
SAN MARINO				
699 Manufactures Of Base Metals	26	26	2 209	2 209
724 Textile/leather Machinery And Parts	886	886	2 000	2 000
LAINNYA	0	0	0	0
SUB TOTAL	912	912	4 209	4 209
TURKS AND CAICOS ISLANDS				
872 Medical Instruments And Appliances	0	231	0	587
LAINNYA	0	0	0	0
SUB TOTAL	0	231	0	587
GUADELOUPE				
746 Ball Or Roller Bearings	0	236	0	10 950
728 Other Machines And Equipment Specialized For Particular Indu	0	19	0	1 922
694 Nails, Screws, Nuts, Bolts, Rivets Of Iron/steel Or Copper	0	1	0	1
LAINNYA	0	0	0	0
SUB TOTAL	0	256	0	12 873
SAINT KITTS AND NEVIS				
694 Nails, Screws, Nuts, Bolts, Rivets Of Iron/steel Or Copper	0	4	0	193
841 Men's Coats/jackets, Not Knitted	0	6	0	137
LAINNYA	0	0	0	0
SUB TOTAL	0	10	0	330
UNITED KINGDOM				
792 Aircraft And Associated Equipments And Parts	1 621	56 596	2 065 672	75 654 065
251 Pulp And Waste Paper	28 231 156	301 557 912	6 569 973	69 019 571
782 Motor Vehicle For The Transportation Of Goods	515 629	5 916 883	4 972 890	61 741 346
282 Waste And Scrap Metal Of Iron/steel	11 001 780	136 620 328	4 527 834	51 959 984
716 Rotating Electric Plants And Parts	263 732	3 425 483	3 050 234	39 083 716
LAINNYA	10 431 248	131 829 861	52 509 578	640 401 275
SUB TOTAL	50 445 166	579 407 063	73 696 181	937 859 957
NETHERLANDS				
022 Milk,cream, And Milk Products Other Than Butter Or Cheese	2 044 045	31 373 050	5 378 829	74 081 824
098 Edible Products And Preparations	972 295	11 656 700	6 917 256	63 673 771
251 Pulp And Waste Paper	9 262 310	218 937 431	2 097 108	46 662 517

I.6 IMPOR KOMODITI MENURUT NEGARA ASAL / *IMPORT BY COUNTRY OF ORIGIN*
DAN LIMA GOLONGAN BARANG (SITC) UTAMA / *AND FIVE MAJOR SITC COMMODITY GROUP*
** DESEMBER / *DECEMBER 2010* **

Negara Asal/SITC/Uraian Golongan Barang <i>Country of Origin/SITC/group Description</i>	Berat Bersih / <i>Net Weight (Kg)</i>		Nilai CIF / <i>CIF Value (US\$)</i>	
	Bulan ini <i>Current month</i>	Kumulatif <i>Cum. Jan to date</i>	Bulan ini <i>Current month</i>	Kumulatif <i>Cum. Jan to date</i>
782 Motor Vehicle For The Transportation Of Goods	1 251 795	4 391 652	11 629 115	40 352 671
334 Petroleum Products, Refined	44 927	43 900 718	100 083	34 220 566
LAINNYA	11 340 063	120 109 458	36 211 666	422 923 614
SUB TOTAL	24 915 435	430 369 009	62 334 057	681 914 963
FRANCE				
792 Aircraft And Associated Equipments And Parts	24 029	399 043	21 487 379	288 037 210
022 Milk,cream, And Milk Products Other Than Butter Or Cheese	1 255 016	34 965 871	2 360 079	73 197 428
772 Electrical Apparatus For Making And Breaking Electrical Circ	287 031	2 561 122	6 530 261	64 199 174
891 Arms And Ammunitions	3	46 047	4 240	63 487 048
251 Pulp And Waste Paper	15 127 276	125 254 813	11 081 603	60 411 067
LAINNYA	16 351 057	178 498 400	65 408 890	791 148 825
SUB TOTAL	33 044 412	341 725 296	106 872 452	1 340 480 752
GERMANY, FED. REP. OF				
728 Other Machines And Equipment Specialized For Particular Indu	987 911	10 963 593	32 780 096	302 045 842
745 Other Non-electical Machinery, Tools, And Mechanical Apparat	93 376	2 621 106	6 480 551	106 659 305
679 Tubes, Pipes, Hollow Profile, Pipe Fitting Of Iron/steel	11 341 898	18 888 281	29 141 551	105 756 034
776 Thermionic, Cold Cathode, And Photo Cathode Valves/tubes	12 444	168 502	8 098 790	104 705 215
716 Rotating Electric Plants And Parts	1 765 387	5 202 693	26 316 135	93 982 726
LAINNYA	62 538 906	690 167 413	193 567 777	2 293 507 237
SUB TOTAL	76 739 922	728 011 588	296 384 900	3 006 656 359
AUSTRIA				
776 Thermionic, Cold Cathode, And Photo Cathode Valves/tubes	15 513	222 982	9 383 842	108 138 638
641 Papers And Paperboards	274 347	16 659 466	1 811 537	24 675 635
716 Rotating Electric Plants And Parts	24 504	716 357	682 289	22 367 220
725 Papermill/pulpmill Machinery And Paper Cutting Machines	10 032	406 821	318 183	16 371 991
662 Clay And Refractory Construction Materials	1 536 627	9 327 668	1 913 927	10 653 533
LAINNYA	910 173	16 821 502	8 430 396	109 776 952
SUB TOTAL	2 771 196	44 154 796	22 540 174	291 983 969
BELGIUM				
515 Organo-inorganic And Heterocyclic Compounds	1 417 623	20 277 319	7 107 649	86 860 511
251 Pulp And Waste Paper	12 301 040	144 210 341	2 798 562	31 115 546
728 Other Machines And Equipment Specialized For Particular Indu	20 534	1 477 084	562 478	25 720 714
724 Textile/leather Machinery And Parts	117 300	1 765 848	1 784 640	21 297 347
046 Meal And Flour Of Wheat And Flour Of Meslin	2 871 000	58 723 953	1 308 138	20 911 555
LAINNYA	11 009 704	175 164 600	21 591 587	369 489 359
SUB TOTAL	27 737 201	401 619 145	35 153 054	555 395 032
SWITZERLAND				
714 Engines And Motors, Non-electric And Parts	647	73 422	2 643 725	56 412 144
533 Pigments, Paints, Varnishes, And Related Materials	34 128	940 381	1 705 308	31 570 474
724 Textile/leather Machinery And Parts	336 932	2 087 666	3 533 959	28 307 474
515 Organo-inorganic And Heterocyclic Compounds	29 488	441 024	1 725 503	27 409 968
541 Medicinal And Pharmaceutical Products	30 457	411 000	1 883 329	27 225 872
LAINNYA	2 285 950	35 481 917	30 194 646	297 772 623
SUB TOTAL	2 717 602	39 435 410	41 686 470	468 698 555

**I.6 IMPOR KOMODITI MENURUT NEGARA ASAL / IMPORT BY COUNTRY OF ORIGIN
DAN LIMA GOLONGAN BARANG (SITC) UTAMA / AND FIVE MAJOR SITC COMMODITY GROUP
** DESEMBER / DECEMBER 2010 ****

Negara Asal/SITC/Uraian Golongan Barang <i>Country of Origin/SITC/group Description</i>	Berat Bersih / <i>Net Weight (Kg)</i>		Nilai CIF / <i>CIF Value (US\$)</i>	
	Bulan ini <i>Current month</i>	Kumulatif <i>Cum. Jan to date</i>	Bulan ini <i>Current month</i>	Kumulatif <i>Cum. Jan to date</i>
LUXEMBOURG				
676 Iron/steel Bars, Rods, Angels, Shaped And Sections	162 047	1 234 525	216 151	1 873 763
749 Non-electric Parts And Accessories Of Machineries	18	37 869	384	1 593 661
245 Fuel Wood And Wood Charcoal	0	4 117 000	0	995 944
728 Other Machines And Equipment Specialized For Particular Indu	1 435	2 762	57 612	460 217
657 Special Yarns,textile Fabrics	4 702	39 942	44 097	338 629
LAINNYA	8 344	463 439	150 305	798 237
SUB TOTAL	176 546	5 895 537	468 549	6 060 451
GIBRALTAR				
682 Copper	0	50 239	0	215 023
LAINNYA	0	0	0	0
SUB TOTAL	0	50 239	0	215 023
MONACO				
553 Perfumery, Cosmetics, And Toilet Preparations	102	4 987	8 242	182 682
541 Medicinal And Pharmaceutical Products	126	1 646	1 133	17 896
551 Essential Oils, Perfumes, And Flavour Materials	0	1 380	0	15 382
575 Other Plastics In Primary Forms	0	785	0	8 413
657 Special Yarns,textile Fabrics	0	71	0	4 435
LAINNYA	620	881	4 130	8 462
SUB TOTAL	848	9 750	13 505	237 270
DENMARK				
728 Other Machines And Equipment Specialized For Particular Indu	23 459	1 802 889	589 487	38 798 208
727 Food Processing Machines And Parts	4 114	386 047	191 734	21 981 178
542 Medicaments, Including Veterinary Medicaments	5 088	34 525	2 549 342	14 703 302
022 Milk,cream, And Milk Products Other Than Butter Or Cheese	226 000	3 416 210	1 057 000	13 799 269
741 Heating And Cooling Equipments And Parts	82 373	399 715	406 997	7 926 662
LAINNYA	1 698 269	20 544 037	5 287 386	71 178 099
SUB TOTAL	2 039 303	26 583 423	10 081 946	168 386 718
NORWAY				
793 Ships, Boats, And Floating Structures	61	31 696 416	6 103	116 363 132
562 Fertilizers, Manufactured	8 424 910	109 373 443	4 419 225	54 132 272
718 Other Power Generating Machines And Parts	35	565 955	5 872	27 231 897
251 Pulp And Waste Paper	1 252 289	32 546 663	726 927	11 483 528
598 Miscellaneous Chemical Products	1 080 455	9 795 208	1 231 298	10 461 384
LAINNYA	1 374 583	12 374 440	5 178 763	78 409 547
SUB TOTAL	12 132 333	196 352 125	11 568 188	298 081 760
SWEDEN				
764 Telecommunication Equipments And Parts	122 109	1 259 234	27 028 655	257 978 241
782 Motor Vehicle For The Transportation Of Goods	589 918	9 946 588	6 111 383	97 814 572
251 Pulp And Waste Paper	1 703 123	54 282 158	1 688 545	46 151 870
641 Papers And Paperboards	3 651 694	41 535 752	3 791 365	37 953 451
712 Steam Or Other Generating Boilers And Parts	0	612 877	0	22 008 065
LAINNYA	4 571 662	50 817 403	22 317 354	263 695 012
SUB TOTAL	10 638 506	158 454 012	60 937 302	725 601 211

**I.6 IMPOR KOMODITI MENURUT NEGARA ASAL / IMPORT BY COUNTRY OF ORIGIN
DAN LIMA GOLONGAN BARANG (SITC) UTAMA / AND FIVE MAJOR SITC COMMODITY GROUP
** DESEMBER / DECEMBER 2010 ****

Negara Asal/SITC/Uraian Golongan Barang <i>Country of Origin/SITC/group Description</i>	Berat Bersih / <i>Net Weight (Kg)</i>		Nilai CIF / <i>CIF Value (US\$)</i>	
	Bulan ini <i>Current month</i>	Kumulatif <i>Cum. Jan to date</i>	Bulan ini <i>Current month</i>	Kumulatif <i>Cum. Jan to date</i>
FINLAND				
764 Telecommunication Equipments And Parts	48 739	841 070	8 445 506	199 806 431
641 Papers And Paperboards	1 062 408	27 919 968	1 308 714	28 644 015
725 Papermill/pulpmill Machinery And Paper Cutting Machines	32 290	307 451	2 878 722	14 441 796
251 Pulp And Waste Paper	487 360	16 475 458	101 858	8 164 039
723 Civil Engineering And Contractor Plants And Equipments/parts LAINNYA	58 224 1 249 442	272 143 15 461 958	2 334 403 11 668 159	7 669 982 100 000 702
SUB TOTAL	2 938 463	61 278 048	26 737 362	358 726 965
IRELAND				
022 Milk,cream, And Milk Products Other Than Butter Or Cheese	106 948	6 386 229	275 379	18 712 478
098 Edible Products And Preparations	59 663	580 277	1 755 281	17 347 643
542 Medicaments, Including Veterinary Medicaments	2 490	182 809	1 171 341	12 851 864
551 Essential Oils, Perfumes, And Flavour Materials	64 093	946 033	793 144	9 453 889
752 Automatic Data Processing Machines And Their Units LAINNYA	1 398 3 096 668	23 323 16 490 262	155 049 2 855 878	6 866 907 36 747 801
SUB TOTAL	3 331 260	24 608 933	7 006 072	101 980 582
ITALY				
728 Other Machines And Equipment Specialized For Particular Indu	195 283	4 538 312	4 769 052	113 304 600
745 Other Non-electical Machinery, Tools, And Mechanical Appar	99 542	1 041 601	4 583 451	56 565 650
251 Pulp And Waste Paper	20 661 230	270 672 353	4 686 672	54 975 727
679 Tubes, Pipes, Hollow Profile, Pipe Fitting Of Iron/steel	5 191 850	25 540 742	7 028 401	52 667 611
611 Leathers LAINNYA	194 598 11 516 074	1 561 343 124 450 968	4 154 232 69 857 110	32 864 867 599 348 690
SUB TOTAL	37 858 577	427 805 319	95 078 918	909 727 145
SPAIN				
562 Fertilizers, Manufactured	0	37 435 000	0	20 944 000
625 Rubber Tyre,tyre Cases,tyre Treads,inner Tubes, And Tyre Fla	69 076	2 545 348	605 655	18 016 419
533 Pigments, Paints, Varnishes, And Related Materials	834 083	10 444 928	1 486 279	16 204 341
745 Other Non-electical Machinery, Tools, And Mechanical Appar	8 192	246 270	443 817	14 084 778
782 Motor Vehicle For The Transportation Of Goods LAINNYA	169 710 8 368 811	1 163 867 72 102 087	2 119 920 23 782 359	12 515 001 227 501 070
SUB TOTAL	9 449 872	123 937 500	28 438 030	309 265 609
PORTUGAL				
845 Articles Of Apparel	3 680	55 380	235 239	3 195 082
251 Pulp And Waste Paper	502 040	11 408 282	112 959	2 445 774
726 Printing/book Binding Machinery And Parts	0	119 109	0	1 610 390
844 Women's Coats/jackets, Knitted	2 322	17 940	147 743	1 101 101
793 Ships, Boats, And Floating Structures LAINNYA	0 394 475	1 690 739 3 779 842	0 511 194	870 441 7 738 376
SUB TOTAL	902 517	17 071 292	1 007 135	16 961 164
ICELAND				
542 Medicaments, Including Veterinary Medicaments	0	2 653	0	1 615 924
671 Pig Iron,spiegeleisen,sponge Iron, And Ferro-alloys	31 047	225 041	74 560	528 910
411 Animal Oils And Fats	9 640	53 436	77 047	238 007
845 Articles Of Apparel	0	197	0	18 812
759 Parts And Accessories For Machine Of Heading 751 Or 752 LAINNYA	6 40	31 551	703 949	7 274 15,657
SUB TOTAL	40,733	281,909	153,259	2,424,584

I.6 IMPOR KOMODITI MENURUT NEGARA ASAL / IMPORT BY COUNTRY OF ORIGIN
DAN LIMA GOLONGAN BARANG (SITC) UTAMA / AND FIVE MAJOR SITC COMMODITY GROUP
** DESEMBER / DECEMBER 2010 **

Negara Asal/SITC/Uraian Golongan Barang <i>Country of Origin/SITC/group Description</i>	Berat Bersih / <i>Net Weight (Kg)</i>		Nilai CIF / <i>CIF Value (US\$)</i>	
	Bulan ini <i>Current month</i>	Kumulatif <i>Cum. Jan to date</i>	Bulan ini <i>Current month</i>	Kumulatif <i>Cum. Jan to date</i>
MONTSERRAT				
743 Pumps, Compressors, Fans, Blowers, Centrifuges, And Parts	0	913	0	92,963
663 Mineral Manufactures	0	2,989	0	9,155
745 Other Non-electical Machinery, Tools, And Mechanical Apparatus	0	490	0	1,501
776 Thermionic, Cold Cathode, And Photo Cathode Valves/tubes	0	15	0	1,339
772 Electrical Apparatus For Making And Breaking Electrical Circ	0	360	0	1,102
LAINNYA	0	171	0	1,461
SUB TOTAL	0	4,938	0	107,521
GREECE				
263 Cotton	2,305,981	14,830,252	5,362,978	27,974,674
121 Tobacco, Unmanufactured And Refused	609,840	3,078,687	3,902,976	21,261,285
251 Pulp And Waste Paper	5,746,199	59,909,109	1,282,497	12,370,429
741 Heating And Cooling Equipments And Parts	0	131,966	0	911,655
724 Textile/leather Machinery And Parts	17,500	292,504	70,003	685,200
LAINNYA	319,989	3,408,035	598,929	3,671,656
SUB TOTAL	8,999,509	81,650,553	11,217,383	66,874,899
VATICAN CITY STATE				
652 Cotton Fabrics, Woven	0	59	0	1,844
684 Alumunium	0	27	0	1,246
LAINNYA	0	0	0	0
SUB TOTAL	0	86	0	3,090
ANDORRA				
741 Heating And Cooling Equipments And Parts	0	4,164	0	93,400
641 Papers And Paperboards	0	45,137	0	53,543
743 Pumps, Compressors, Fans, Blowers, Centrifuges, And Parts	0	494	0	16,333
764 Telecommunication Equipments And Parts	0	19	0	5,070
742 Pumps For Liquid And Parts	0	134	0	3,000
LAINNYA	0	281	0	2,269
SUB TOTAL	0	50,229	0	173,615
LIECHTENSTEIN				
737 Metalworking Machinery And Parts	0	516	0	63,000
533 Pigments, Paints, Varnishes, And Related Materials	0	9,000	0	40,539
772 Electrical Apparatus For Making And Breaking Electrical Circ	0	324	0	12,085
776 Thermionic, Cold Cathode, And Photo Cathode Valves/tubes	0	316	0	11,332
522 Inorganic Chemical Elements, Oxides And Halogen Salts	0	26	0	9,413
LAINNYA	68	295	2,148	10,269
SUB TOTAL	68	10,477	2,148	146,638
OTHER WEST EUROPE				
742 Pumps For Liquid And Parts	0	118	0	1,781
745 Other Non-electical Machinery, Tools, And Mechanical Apparatus	0	16	0	247
LAINNYA	0	0	0	0
SUB TOTAL	0	134	0	2,028
DEMOCRATIC REP. OF THE CONGO				
292 Crude Vegetable Materials	179,177	1,701,521	408,693	4,764,412
634 Veneers,plywood,improved/reconstituted Wood Worked	0	197	0	728

I.6 IMPOR KOMODITI MENURUT NEGARA ASAL / IMPORT BY COUNTRY OF ORIGIN
DAN LIMA GOLONGAN BARANG (SITC) UTAMA / AND FIVE MAJOR SITC COMMODITY GROUP
** DESEMBER / DECEMBER 2010 **

Negara Asal/SITC/Uraian Golongan Barang <i>Country of Origin/SITC/group Description</i>	Berat Bersih / <i>Net Weight (Kg)</i>		Nilai CIF / <i>CIF Value (US\$)</i>	
	Bulan ini <i>Current month</i>	Kumulatif <i>Cum. Jan to date</i>	Bulan ini <i>Current month</i>	Kumulatif <i>Cum. Jan to date</i>
778 Electrical Machinery And Apparatus	0	81	0	648
893 Article Of Plastics	0	59	0	84
LAINNYA	0	0	0	0
SUB TOTAL	179,177	1,701,858	408,693	4,765,872
HUNGARY				
764 Telecommunication Equipments And Parts	22,036	284,981	9,074,336	118,353,578
778 Electrical Machinery And Apparatus	24,690	259,469	549,157	6,334,481
541 Medicinal And Pharmaceutical Products	1,062	47,180	165,722	3,465,039
282 Waste And Scrap Metal Of Iron/steel	55,180	7,905,335	20,968	2,961,924
714 Engines And Motors, Non-electric And Parts	0	3,903	0	1,604,028
LAINNYA	162,204	1,841,001	1,347,600	14,196,996
SUB TOTAL	265,172	10,341,869	11,157,783	146,916,046
POLAND				
778 Electrical Machinery And Apparatus	47,591	654,910	830,342	5,630,471
553 Perfumery, Cosmetics, And Toilet Preparations	29,161	546,816	268,373	5,499,173
515 Organo-inorganic And Heterocyclic Compounds	20	1,632,225	1,585	4,271,624
725 Papermill/pulpmill Machinery And Paper Cutting Machines	0	102,783	0	3,809,541
232 Synthetic Rubber Latex, Synthetic/reclaimed Rubber	475,540	1,192,642	987,259	2,433,712
LAINNYA	782,852	9,164,621	1,297,680	24,022,993
SUB TOTAL	1,335,164	13,293,997	3,385,239	45,667,514
ROMANIA				
679 Tubes, Pipes, Hollow Profile, Pipe Fitting Of Iron/steel	0	1,609,809	0	2,168,075
542 Medicaments, Including Veterinary Medicaments	400	8,218	54,063	1,687,820
746 Ball Or Roller Bearings	7 273	148 339	71 624	1 474 530
747 Taps, Cocks, And Valves For Pipes	7,156	121,198	52,657	1,026,110
248 Wood, simply Worked And Railway Sleeper Of Wood	86,484	759,840	70,205	588,708
LAINNYA	68,641	1,925,537	550,723	6,070,190
SUB TOTAL	169,954	4,572,941	799,272	13,015,433
BULGARIA				
523 Metallicsalts And Peroxysalts	28,491,895	126,451,769	5,393,934	22,472,544
075 Spices	978,300	11,221,672	325,995	3,719,732
776 Thermionic, Cold Cathode, And Photo Cathode Valves/tubes	24	227	216,623	2,134,986
121 Tobacco, Unmanufactured And Refused	0	251,832	0	1,856,095
682 Copper	20,780	368,695	81,730	1,391,807
LAINNYA	214,536	3,200,088	1,018,851	6,393,393
SUB TOTAL	29,705,535	141,494,283	7,037,133	37,968,557
SERBIA				
891 Arms And Ammunitions	0	540	0	282,420
731 Machine Tools By Removing Metal	0	22,000	0	54,778
874 Measuring, Checking, Analysing, And Controlling Instrument A	0	799	0	50,986
746 Ball Or Roller Bearings	82	116	1,588	1,846
892 Printed Matter	0	37	0	1,156
LAINNYA	2	14	27	422
SUB TOTAL	84	23,506	1,615	391,608

**I.6 IMPOR KOMODITI MENURUT NEGARA ASAL / IMPORT BY COUNTRY OF ORIGIN
DAN LIMA GOLONGAN BARANG (SITC) UTAMA / AND FIVE MAJOR SITC COMMODITY GROUP
** DESEMBER / DECEMBER 2010 ****

Negara Asal/SITC/Uraian Golongan Barang <i>Country of Origin/SITC/group Description</i>	Berat Bersih / <i>Net Weight (Kg)</i>		Nilai CIF / <i>CIF Value (US\$)</i>	
	Bulan ini <i>Current month</i>	Kumulatif <i>Cum. Jan to date</i>	Bulan ini <i>Current month</i>	Kumulatif <i>Cum. Jan to date</i>
ALBANIA				
752 Automatic Data Processing Machines And Their Units	0	8,225	0	245,000
671 Pig Iron,spiegeleisen,sponge Iron, And Ferro-alloys	0	96,000	0	185,264
515 Organo-inorganic And Heterocyclic Compounds	0	20,000	0	79,000
723 Civil Engineering And Contractor Plants And Equipments/parts	1,799	1,799	24,696	24,696
845 Articles Of Apparel	65	398	4,070	24,454
LAINNYA	215	497	3,713	16,142
SUB TOTAL	2,079	126,919	32,479	574,556
ARMENIA				
581 Tubes, Pipes, And Hoses Of Plastics	0	6,715	0	75,877
728 Other Machines And Equipment Specialized For Particular Indu	0	9,656	0	22,195
699 Manufactures Of Base Metals	0	20,639	0	19,062
697 Household Equipment Of Base Metals	0	10,401	0	18,283
775 Household Type, Electrical/non-electrical Equipments	0	2,902	0	12,185
LAINNYA	0	17,068	0	45,526
SUB TOTAL	0	67,381	0	193,128
AZERBAIJAN				
333 Petroleum Oil, Crude	133,440,334	1,517,635,410	85,769,073	894,734,949
684 Alumunium	0	297,766	0	634,923
263 Cotton	0	257,987	0	503,808
723 Civil Engineering And Contractor Plants And Equipments/parts	4,891	5,971	458,924	480,880
728 Other Machines And Equipment Specialized For Particular Indu	503	503	35,432	35,432
LAINNYA	0	0	0	0
SUB TOTAL	133,445,728	1,518,197,637	86,263,429	896,389,992
BELARUS				
562 Fertilizers, Manufactured	4,500,000	295,926,329	1,763,500	122,122,377
625 Rubber Tyre,tyre Cases,tyre Treads,inner Tubes, And Tyre Fla	111,650	701,304	358,052	2,493,921
592 Starches, Inulin, And Wheat Glutenal Buminoidal Substances; G	15,000	285,000	141,000	2,257,003
872 Medical Instruments And Appliances	1,416	2,086	51,772	102,383
676 Iron/steel Bars, Rods, Angels, Shaped And Sections	0	12,438	0	15,623
LAINNYA	0	3,328	0	15,350
SUB TOTAL	4,628,066	296,930,485	2,314,324	127,006,657
KAZAKHSTAN				
684 Alumunium	179,267	10,874,284	444,582	25,005,870
686 Zinc	150,240	551,662	383,151	1,315,541
263 Cotton	0	289,365	0	181,172
671 Pig Iron,spiegeleisen,sponge Iron, And Ferro-alloys	0	1,760	0	9,200
LAINNYA	0	0	0	0
SUB TOTAL	329,507	11,717,071	827,733	26,511,783
KYRGYZSTAN				
684 Alumunium	0	725,760	0	1,554,433
263 Cotton	0	211,970	0	406,798
685 Lead	0	200,886	0	297,311
651 Textile Yarns	0	64,132	0	155,536
591 Disinfectants, Insecticides, And Fungicides Put In Forms	0	31,804	0	129,480
LAINNYA	18,639	224,189	103,445	496,202
SUB TOTAL	18,639	1,458,741	103,445	3,039,760

**I.6 IMPOR KOMODITI MENURUT NEGARA ASAL / IMPORT BY COUNTRY OF ORIGIN
DAN LIMA GOLONGAN BARANG (SITC) UTAMA / AND FIVE MAJOR SITC COMMODITY GROUP
** DESEMBER / DECEMBER 2010 ****

Negara Asal/SITC/Uraian Golongan Barang <i>Country of Origin/SITC/group Description</i>	Berat Bersih / <i>Net Weight (Kg)</i>		Nilai CIF / <i>CIF Value (US\$)</i>	
	Bulan ini <i>Current month</i>	Kumulatif <i>Cum. Jan to date</i>	Bulan ini <i>Current month</i>	Kumulatif <i>Cum. Jan to date</i>
MOLDOVA, REPUBLIC OF				
873 Meters And Counters	0	2,478	0	169,405
842 Women's Coats/jacket, Not Knitted	35	294	1,320	10,621
775 Household Type, Electrical/non-electrical Equipments	11	113	730	5,195
844 Women's Coats/jackets, Knitted	8	148	278	4,848
LAINNYA	0	0	0	0
SUB TOTAL	54	3,033	2,328	190,069
TAJIKISTAN				
684 Alumunium	259,662	2,753,803	517,652	4,843,030
653 Fabrics, Woven, Of Man-made Fibres	0	1,073	0	17,474
775 Household Type, Electrical/non-electrical Equipments	0	2,152	0	8,102
776 Thermionic, Cold Cathode, And Photo Cathode Valves/tubes	0	22	0	1,648
764 Telecommunication Equipments And Parts	0	2	0	239
LAINNYA	0	1	0	3
SUB TOTAL	259,662	2,757,053	517,652	4,870,496
TURKMENISTAN				
263 Cotton	0	501,632	0	936,739
652 Cotton Fabrics, Woven	0	2,440	0	10,555
842 Women's Coats/jacket, Not Knitted	0	61	0	2,375
776 Thermionic, Cold Cathode, And Photo Cathode Valves/tubes	0	1	0	1
LAINNYA	0	0	0	0
SUB TOTAL	0	504,134	0	949,670
UKRAINE				
672 Ingots And Other Iron/steel In Primary Forms	77,075,740	766,978,015	45,510,309	455,808,878
673 Flat Rolled Products, Not Clad	8,239,341	51,530,911	6,623,238	36,617,388
562 Fertilizers, Manufactured	0	84,348,599	0	33,948,711
675 Flat Rolled Products And Alloy Steels	2,842,562	38,663,532	2,427,434	30,695,144
046 Meal And Flour Of Wheat And Flour Of Meslin	0	21,456,750	0	6,391,435
LAINNYA	390,872	33,846,589	913,644	26,875,293
SUB TOTAL	88,548,515	996,824,396	55,474,625	590,336,849
UZBEKISTAN				
263 Cotton	0	2,887,973	0	5,464,690
523 Metallicsalts And Peroxysalts	63,000	478,050	134,190	1,006,470
651 Textile Yarns	0	142	0	1,098
LAINNYA	0	0	0	0
SUB TOTAL	63,000	3,366,165	134,190	6,472,258
LITHUANIA				
041 Wheat And Meslin, Unmilled	0	28,326,790	0	8,639,671
625 Rubber Tyre,tyre Cases,tyre Treads,inner Tubes, And Tyre Fla	0	662,832	0	4,750,740
282 Waste And Scrap Metal Of Iron/steel	971,160	7,184,570	372,925	2,994,456
562 Fertilizers, Manufactured	0	4,718,500	0	2,400,492
022 Milk,cream, And Milk Products Other Than Butter Or Cheese	0	200,000	0	221,500
LAINNYA	381	547,855	39,772	407,298
SUB TOTAL	971,541	41,640,547	412,697	19,414,157

**I.6 IMPOR KOMODITI MENURUT NEGARA ASAL / IMPORT BY COUNTRY OF ORIGIN
DAN LIMA GOLONGAN BARANG (SITC) UTAMA / AND FIVE MAJOR SITC COMMODITY GROUP
** DESEMBER / DECEMBER 2010 ****

Negara Asal/SITC/Uraian Golongan Barang <i>Country of Origin/SITC/group Description</i>	Berat Bersih / <i>Net Weight (Kg)</i>		Nilai CIF / <i>CIF Value (US\$)</i>	
	Bulan ini <i>Current month</i>	Kumulatif <i>Cum. Jan to date</i>	Bulan ini <i>Current month</i>	Kumulatif <i>Cum. Jan to date</i>
LATVIA				
282 Waste And Scrap Metal Of Iron/steel	0	2,048,335	0	812,082
232 Synthetic Rubber Latex, Synthetic/reclaimed Rubber	0	108,000	0	326,808
848 Articles Of Apparel And Clothing Accessories Of Other Than T	0	3,478	0	88,880
728 Other Machines And Equipment Specialized For Particular Indu	0	20,400	0	45,203
764 Telecommunication Equipments And Parts	0	62	0	31,419
LAINNYA	551	52,223	8,612	130,691
SUB TOTAL	551	2,232,498	8,612	1,435,083
ESTONIA				
282 Waste And Scrap Metal Of Iron/steel	1,033,400	2,585,220	418,527	1,033,345
641 Papers And Paperboards	0	1,170,418	0	926,294
764 Telecommunication Equipments And Parts	149	1,124	10,534	210,920
541 Medicinal And Pharmaceutical Products	0	8,000	0	124,900
772 Electrical Apparatus For Making And Breaking Electrical Circ	46	4,272	9,304	120,123
LAINNYA	15,908	291,645	57,108	398,258
SUB TOTAL	1,049,503	4,060,679	495,473	2,813,840
GEORGIA				
672 Ingots And Other Iron/steel In Primary Forms	0	1,915,200	0	1,056,232
288 Non-ferrous Base Metal Waste And Scraps	0	64,220	0	415,076
282 Waste And Scrap Metal Of Iron/steel	0	610,980	0	240,058
744 Mechanical Handling Equipments And Parts	0	6,868	0	120,000
764 Telecommunication Equipments And Parts	0	725	0	94,929
LAINNYA	1,292	104,732	20,668	329,055
SUB TOTAL	1,292	2,702,725	20,668	2,255,350
CROATIA				
728 Other Machines And Equipment Specialized For Particular Indu	80,163	239,683	1,157,852	3,474,949
121 Tobacco, Unmanufactured And Refused	0	435,600	0	2,157,331
737 Metalworking Machinery And Parts	20,675	199,545	232,422	1,051,269
248 Wood, simply Worked And Railway Sleeper Of Wood	22,998	910,198	21,673	627,553
661 Lime, cement And Fabricated Construction Materials	0	357,000	0	197,595
LAINNYA	644	18,078	29,185	262,196
SUB TOTAL	124,480	2,160,104	1,441,132	7,770,893
BOSNIA AND HERZEGOVINA				
851 Footwears	6	237	823	28,577
248 Wood, simply Worked And Railway Sleeper Of Wood	0	23,001	0	17,668
775 Household Type, Electrical/non-electrical Equipments	197	469	2,480	6,560
743 Pumps, Compressors, Fans, Blowers, Centrifuges, And Parts	9	238	463	3,912
571 Polymers Of Ethylene In Primary Forms	0	391	0	1,104
LAINNYA	0	89	0	1,483
SUB TOTAL	212	24,425	3,766	59,304
MALTA				
793 Ships, Boats, And Floating Structures	0	3,305,000	0	8,259,858
542 Medicaments, Including Veterinary Medicaments	1,586	4,059	287,989	1,417,091
579 Waste And Scrap Of Plastics	0	144,910	0	50,818
514 Nitrogen-function Compounds	0	154	0	49,463
741 Heating And Cooling Equipments And Parts	502	1,755	20,264	49,007
LAINNYA	58	2,117,534	716	146,840
SUB TOTAL	2,146	5,573,412	308,969	9,973,077

**I.6 IMPOR KOMODITI MENURUT NEGARA ASAL / IMPORT BY COUNTRY OF ORIGIN
DAN LIMA GOLONGAN BARANG (SITC) UTAMA / AND FIVE MAJOR SITC COMMODITY GROUP
** DESEMBER / DECEMBER 2010 ****

Negara Asal/SITC/Uraian Golongan Barang <i>Country of Origin/SITC/group Description</i>	Berat Bersih / <i>Net Weight (Kg)</i>		Nilai CIF / <i>CIF Value (US\$)</i>	
	Bulan ini <i>Current month</i>	Kumulatif <i>Cum. Jan to date</i>	Bulan ini <i>Current month</i>	Kumulatif <i>Cum. Jan to date</i>
SLOVAKIA				
514 Nitrogen-function Compounds	0	699,003	0	1,472,462
772 Electrical Apparatus For Making And Breaking Electrical Circ	847	14,745	142,524	1,091,915
764 Telecommunication Equipments And Parts	2	3,943	884	1,086,181
778 Electrical Machinery And Apparatus	3,076	37,414	118,861	704,310
248 Wood, simply Worked And Railway Sleeper Of Wood	48,000	793,042	28,420	447,151
LAINNYA	330,698	2,069,498	618,441	4,315,828
SUB TOTAL	382,623	3,617,645	909,130	9,117,847
SLOVENIA				
725 Papermill/pulpmill Machinery And Paper Cutting Machines	0	1,270,895	0	11,875,718
641 Papers And Paperboards	0	480,643	0	2,918,721
778 Electrical Machinery And Apparatus	36,356	459,259	134,637	1,432,820
542 Medicaments, Including Veterinary Medicaments	555	2,583	99,574	818,015
541 Medicinal And Pharmaceutical Products	901	5,401	118,750	602,500
LAINNYA	15,239	1,610,077	294,438	4,295,440
SUB TOTAL	53,051	3,828,858	647,399	21,943,214
CZECH REPUBLIC				
716 Rotating Electric Plants And Parts	373,691	474,337	14,726,597	15,397,794
772 Electrical Apparatus For Making And Breaking Electrical Circ	20,980	215,539	738,822	8,228,840
764 Telecommunication Equipments And Parts	23,824	172,316	741,273	6,941,895
514 Nitrogen-function Compounds	359,000	3,389,413	689,930	6,758,996
778 Electrical Machinery And Apparatus	5,112	70,375	286,592	3,617,156
LAINNYA	370,601	6,405,009	2,475,571	26,935,897
SUB TOTAL	1,153,208	10,726,989	19,658,785	67,880,578
SOUTH GEORGIA AND THE SOUTH SA				
759 Parts And Accessories For Machine Of Heading 751 Or 752	0	39	0	353
771 Electric Power Machinery And Parts	0	14	0	106
LAINNYA	0	0	0	0
SUB TOTAL	0	53	0	459
REP. OF MACEDONIA				
579 Waste And Scrap Of Plastics	0	54,982	0	22,048
121 Tobacco, Unmanufactured And Refused	0	1,161	0	10,309
842 Women's Coats/jacket, Not Knitted	9	257	607	7,456
848 Articles Of Apparel And Clothing Accessories Of Other Than T	0	31	0	3,411
845 Articles Of Apparel	0	20	0	825
LAINNYA	40	110	110	808
SUB TOTAL	49	56,561	717	44,857
FAEROE ISLANDS				
793 Ships, Boats, And Floating Structures	0	202,000	0	100,500
LAINNYA	0	0	0	0
SUB TOTAL	0	202,000	0	100,500
RUSSIA FEDERATION				
672 Ingots And Other Iron/steel In Primary Forms	30,440,971	836,152,364	17,522,668	439,773,516
562 Fertilizers, Manufactured	3,586,569	428,311,902	1,380,829	155,281,416
334 Petroleum Products, Refined	8,315,427	178,307,289	9,562,742	120,506,784
891 Arms And Ammunitions	0	404,530	0	73,450,889
333 Petroleum Oil, Crude	0	84,634,864	0	50,747,161
LAINNYA	9,867,770	260,976,189	9,999,271	236,446,703
SUB TOTAL	52,210,737	1,788,787,138	38,465,510	1,076,206,469

I.7 IMPOR KOMODITI TERTENTU MENURUT NEGARA ASAL UTAMA
CERTAIN COMMODITIES IMPORT BY MAIN COUNTRY OF ORIGIN
****DESEMBER / DECEMBER 2009 ****

Komoditi Commodity	Negara Asal Country of Origin	Berat Bersih / Net Weight (Kg)		Nilai CIF / CIF Value (US\$)	
		Bulan ini Current month	Kumulatif Cum. Jan to date	Bulan ini Current month	Kumulatif Cum. Jan to date
Beras					
	VIET NAM	248 924 000	467 369 601	122 188 335	232 915 680
	THAILAND	40 389 248	209 127 767	25 832 135	109 133 666
	CHINA	644 040	3 637 382	2 407 364	12 728 524
	INDIA	11 653	601 301	26 559	1 767 475
	PAKISTAN	1 253 377	4 992 118	512 647	1 765 756
	OTHERS	318 165	1 853 332	380 236	2 473 897
	Sub Total	291 540 483	687 581 501	151 347 276	360 784 998
Jagung					
	ARGENTINA	219 578	832 202 200	108 498	189 210 041
	BRAZIL	80 161 920	340 985 345	23 109 764	84 230 664
	UNITED STATES	124 485 882	164 052 588	35 753 966	47 663 417
	INDIA	26 440 605	139 434 266	7 023 701	35 248 608
	SOUTH AFRICA	64 500	42 105 182	40 958	9 331 904
	OTHERS	977 400	8 736 444	289 537	3 391 678
	Sub Total	232 349 885	1 527 516 025	66 326 424	369 076 312
Kedelai					
	UNITED STATES	183 288 936	1 582 313 391	95 926 628	744 022 192
	MALAYSIA	10 763 031	60 009 217	10 440 376	50 155 387
	ARGENTINA	0	78 233 522	0	35 240 587
	CANADA	4 196 462	8 477 923	2 140 523	4 365 713
	THAILAND	884 143	2 242 825	628 248	1 580 064
	OTHERS	1 380 110	9 227 812	716 233	4 673 105
	Sub Total	200 512 682	1 740 504 690	109 852 008	840 037 048
Biji Gandum dan Meslin					
	AUSTRALIA	345 304 766	3 299 578 817	127 254 635	945 578 650
	CANADA	66 000 040	758 313 293	30 200 117	251 285 040
	UNITED STATES	80 231 117	633 643 185	29 083 811	196 170 828
	RUSSIA FEDERATION	0	72 625 005	0	18 225 593
	LITHUANIA	0	28 326 790	0	8 639 671
	OTHERS	0	18 051 410	0	4 375 599
	Sub Total	491 535 923	4 810 538 500	186 538 563	1 424 275 381
Tepung terigu					
	TURKEY	48 241 000	454 768 025	17 389 265	137 311 965
	SRI LANKA	14 318 501	166 919 063	6 297 823	66 200 774
	AUSTRALIA	1 535 225	57 625 818	695 573	24 658 062
	BELGIUM	2 871 000	58 723 953	1 308 138	20 911 555
	UKRAINE	0	21 456 750	0	6 391 435
	OTHERS	2 523 576	16 040 319	962 788	5 780 098
	Sub Total	69 489 302	775 533 928	26 653 587	261 253 889
Gula Pasir					
	THAILAND	1 000 000	481 006 999	812 000	356 303 175
	MALAYSIA	3 625 000	30 494 486	3 190 393	21 031 667
	AUSTRALIA	3 496 353	19 147 916	2 760 650	14 002 694
	KOREA, REPUBLIC OF	4 016 430	16 452 430	3 433 276	12 436 080
	CHINA	0	11 897 750	0	9 779 951
	OTHERS	3 245 004	10 687 901	2 830 557	8 462 236
	Sub Total	15 382 787	569 687 482	13 026 876	422 015 803

I.7 IMPOR KOMODITI TERTENTU MENURUT NEGARA ASAL UTAMA
CERTAIN COMMODITIES IMPORT BY MAIN COUNTRY OF ORIGIN
****DESEMBER / DECEMBER 2009 ****

Komoditi Commodity	Negara Asal Country of Origin	Berat Bersih / Net Weight (Kg)		Nilai CIF / CIF Value (US\$)	
		Bulan ini Current month	Kumulatif Cum. Jan to date	Bulan ini Current month	Kumulatif Cum. Jan to date
Gula Tebu					
	BRAZIL	199 956 385	628 301 485	131 354 755	354 644 216
	THAILAND	0	333 479 440	0	179 957 109
	AUSTRALIA	18 000 000	161 100 000	12 323 202	88 930 253
	INDIA	46 600 000	46 600 000	35 529 303	35 529 303
	SOUTH AFRICA	0	22 000 000	0	11 541 640
	OTHERS	0	205	0	1 667
	Sub Total	264 556 385	1 191 481 130	179 207 260	670 604 188
Daging Sejenis Lembu					
	AUSTRALIA	7 637 526	74 756 316	21 211 028	215 182 126
	NEW ZEALAND	4 231 240	49 087 392	13 374 131	149 209 229
	UNITED STATES	1 775 037	12 580 052	3 252 542	23 855 634
	SINGAPORE	51 113	1 835 233	92 992	4 045 718
	CANADA	246 639	1 857 656	449 065	2 636 213
	OTHERS	0	24 527	0	65 176
	Sub Total	13 941 555	140 141 176	38 379 758	394 994 096
Daging Ayam					
	SINGAPORE	0	106 767	0	167 583
	MALAYSIA	4 285	18 136	13 539	70 154
	OTHERS	0	0	0	0
	Sub Total	4 285	124 903	13 539	237 737
Garam					
	AUSTRALIA	173 688 000	1 602 880 000	8 320 026	85 265 276
	INDIA	82 468 000	454 629 787	4 141 811	21 753 620
	CHINA	0	20 157 080	0	1 074 505
	NEW ZEALAND	72 000	1 056 000	24 600	352 584
	GERMANY, FED. REP. OF	234	332 332	6 301	332 417
	OTHERS	322	4 287 369	3 132	466 824
	Sub Total	256 228 556	2 083 342 568	12 495 870	109 245 226
Mentega					
	NEW ZEALAND	341 081	8 779 426	1 978 257	43 803 735
	AUSTRALIA	195 175	2 305 995	922 293	9 559 307
	BELGIUM	78 920	1 587 337	478 796	8 694 603
	UNITED STATES	0	638 892	0	2 860 031
	FRANCE	62 533	461 835	389 149	2 745 385
	OTHERS	94 262	868 498	414 795	3 226 950
	Sub Total	771 971	14 641 983	4 183 290	70 890 011
Minyak Goreng					
	MALAYSIA	1 382 798	59 756 468	1 945 244	54 049 493
	THAILAND	0	5 828 243	0	5 367 036
	SINGAPORE	97 310	977 083	144 431	1 379 439
	UNITED STATES	20 288	471 893	55 418	730 496
	KOREA, REPUBLIC OF	16 332	183 570	28 477	345 826
	OTHERS	15 186	186 502	16 036	350 711
	Sub Total	1 531 914	67 403 759	2 189 606	62 223 001

I.7 IMPOR KOMODITI TERTENTU MENURUT NEGARA ASAL UTAMA
CERTAIN COMMODITIES IMPORT BY MAIN COUNTRY OF ORIGIN
****DESEMBER / DECEMBER 2009 ****

Komoditi Commodity	Negara Asal Country of Origin	Berat Bersih / Net Weight (Kg)		Nilai CIF / CIF Value (US\$)	
		Bulan ini Current month	Kumulatif Cum. Jan to date	Bulan ini Current month	Kumulatif Cum. Jan to date
Susu					
	NEW ZEALAND	3 914 979	50 178 798	15 094 586	211 338 067
	UNITED STATES	2 352 901	41 096 213	6 417 863	110 068 959
	AUSTRALIA	1 740 536	29 271 199	5 328 506	93 949 220
	FRANCE	196 162	12 743 136	607 440	38 091 785
	NETHERLANDS	896 845	11 453 321	2 726 023	34 379 739
	OTHERS	1 815 088	41 491 611	7 860 015	151 252 909
	Sub Total	10 916 511	186 234 278	38 034 433	639 080 679
Bawang Merah					
	THAILAND	2 257 498	27 213 745	1 379 977	14 009 047
	VIET NAM	0	18 767 570	0	8 135 671
	INDIA	1 733 344	15 247 539	765 364	5 496 840
	PHILIPPINES	133 600	7 046 040	56 888	3 044 111
	MALAYSIA	630 377	3 774 383	470 328	2 619 542
	OTHERS	128 000	1 221 135	57 600	556 728
	Sub Total	4 882 819	73 270 412	2 730 157	33 861 939
Bawang putih					
	CHINA	31 810 313	358 485 404	23 555 321	244 220 690
	MALAYSIA	300 345	1 452 095	285 304	1 042 877
	INDIA	0	792 300	0	405 496
	THAILAND	25 472	558 654	18 573	290 537
	KOREA, REPUBLIC OF	0	397	0	806
	OTHERS	0	2	0	18
	Sub Total	32 136 130	361 288 852	23 859 198	245 960 424
Telur Unggas					
	MALAYSIA	0	7 766	0	16 675
	SINGAPORE	0	15	0	370
	OTHERS	0	0	0	0
	Sub Total	0	7 781	0	17 045
Kelapa					
	THAILAND	36 483	2 020 124	26 368	1 369 563
	VIET NAM	62 234	268 621	408 626	1 268 939
	COTE D'IVOIRE	0	1 032 886	0	870 594
	GHANA	0	510 328	0	446 538
	INDIA	0	79 380	0	415 100
	OTHERS	24	326 669	300	379 171
	Sub Total	98 741	4 238 008	435 294	4 749 905
Kelapa Sawit					
	PAPUA NEW GUINEA	2 640	11 712	336 458	1 540 614
	THAILAND	513	7 194	62 000	872 030
	MALAYSIA	0	3 768	0	674 444
	PHILIPPINES	0	1 489	0	186 347
	UNITED KINGDOM	0	139	0	26 340
	OTHERS	12 042	26 042	7 497	10 451
	Sub Total	15 195	50 344	405 955	3 310 226

I.7 IMPOR KOMODITI TERTENTU MENURUT NEGARA ASAL UTAMA
CERTAIN COMMODITIES IMPORT BY MAIN COUNTRY OF ORIGIN
****DESEMBER / DECEMBER 2009 ****

Komoditi Commodity	Negara Asal Country of Origin	Berat Bersih / Net Weight (Kg)		Nilai CIF / CIF Value (US\$)	
		Bulan ini Current month	Kumulatif Cum. Jan to date	Bulan ini Current month	Kumulatif Cum. Jan to date
Lada					
	VIET NAM	13 500	2 604 912	65 205	1 334 084
	MALAYSIA	272 785	548 648	267 015	1 001 392
	SINGAPORE	0	21 534	0	121 756
	UNITED STATES	0	5 906	0	79 332
	CHINA	38 000	111 056	26 505	50 965
	OTHERS	6 805	20 260	24 401	91 152
	Sub Total	331 090	3 312 316	383 126	2 678 681
Teh					
	KENYA	193 101	2 503 904	536 659	6 017 286
	VIET NAM	526 781	4 633 041	599 627	5 271 810
	CHINA	91 120	986 546	142 164	1 601 337
	SRI LANKA	18 738	271 319	201 863	1 292 256
	ARGENTINA	67 200	1 000 000	77 008	1 102 434
	OTHERS	121 390	1 474 900	213 283	3 265 497
	Sub Total	1 018 330	10 869 710	1 770 604	18 550 620
Kopi					
	VIET NAM	57 600	14 666 207	160 128	20 699 500
	BRAZIL	153 600	2 094 741	510 698	6 987 830
	UNITED STATES	25 866	206 577	97 532	994 589
	SINGAPORE	37 200	254 758	158 529	969 431
	INDIA	0	545 500	0	945 362
	OTHERS	102 453	1 987 518	391 670	4 255 706
	Sub Total	376 719	19 755 301	1 318 557	34 852 418
Cengkeh					
	SINGAPORE	21 894	277 141	133 042	1 336 217
	OTHERS	0	0	0	0
	Sub Total	21 894	277 141	133 042	1 336 217
Kakao					
	GHANA	241 647	7 946 054	550 953	30 755 798
	COTE D'IVOIRE	775 775	6 401 487	2 511 050	22 297 361
	PAPUA NEW GUINEA	300 000	4 439 844	908 256	15 557 600
	SOLOMON ISLANDS	360 000	3 239 998	1 058 387	10 964 304
	CAMEROON	0	1 988 865	0	7 353 684
	OTHERS	12 500	814 372	45 324	2 568 310
	Sub Total	1 689 922	24 830 620	5 073 970	89 497 057
Cabe (segar-dingin)					
	INDIA	144 959	1 644 836	100 776	1 231 414
	CHINA	3 445	88 542	2 726	76 568
	VIET NAM	13 000	49 896	8 492	75 632
	TAIWAN	0	47 700	0	29 722
	MALAYSIA	0	14 435	0	25 471
	OTHERS	173	4 399	685	18 886
	Sub Total	161 577	1 849 808	112 679	1 457 693

I.7 IMPOR KOMODITI TERTENTU MENURUT NEGARA ASAL UTAMA
CERTAIN COMMODITIES IMPORT BY MAIN COUNTRY OF ORIGIN
****DESEMBER / DECEMBER 2009 ****

Komoditi Commodity	Negara Asal Country of Origin	Berat Bersih / Net Weight (Kg)		Nilai CIF / CIF Value (US\$)	
		Bulan ini Current month	Kumulatif Cum. Jan to date	Bulan ini Current month	Kumulatif Cum. Jan to date
Cabe (kering-tumbuk)					
	INDIA	1 142 869	10 615 417	834 185	8 545 427
	CHINA	147 429	3 002 094	172 999	3 609 140
	MALAYSIA	129 027	2 720 393	118 847	1 934 524
	THAILAND	24 317	89 742	17 402	179 509
	GERMANY, FED. REP. OF	927	20 297	4 635	105 834
	OTHERS	20 100	92 956	51 071	210 292
	Sub Total	1 464 669	16 540 899	1 199 139	14 584 726
Cabe (awet sementara)					
	INDIA	13 000	76 834	8 320	49 172
	THAILAND	0	16 000	0	13 600
	KOREA, REPUBLIC OF	0	2 102	0	5 000
	OTHERS	0	0	0	0
	Sub Total	13 000	94 936	8 320	67 772
Tembakau					
	CHINA	2 516 420	36 806 670	10 464 714	177 601 761
	TURKEY	0	4 975 293	0	36 231 764
	BRAZIL	188 980	4 445 823	1 525 257	34 940 387
	UNITED STATES	336 632	4 115 472	2 486 400	32 562 770
	GREECE	609 840	3 078 687	3 902 976	21 261 285
	OTHERS	795 130	12 263 525	4 918 616	76 112 284
	Sub Total	4 447 002	65 685 470	23 297 963	378 710 251
Ubi Kayu					
	CHINA	738	12 373	339	10 360
	MALAYSIA	202	8 226	363	4 801
	OTHERS	0	0	0	0
	Sub Total	940	20 599	702	15 161

K1. IMPOR KAWASAN BERIKAT / BOUND ZONE IMPORT
MENURUT GOLONGAN BARANG 2 DIJIT HS / BY COMMODITY 2 DIGITS HS
**** DESEMBER / DECEMBER 2010 ****

HS	Uraian Golongan Barang Group Description	Berat Bersih / Net Weight (Kg)		Nilai CIF / CIF Value (US\$)	
		Bulan ini Current month	Kumulatif Cum. Jan to date	Bulan ini Current month	Kumulatif Cum. Jan to date
02	Meat and edible meat offal	0	4,066	0	21,172
03	Fish and crustaceans	1,988,424	16,721,603	4,186,967	34,735,892
04	Dairy products, bird's eggs, natural honey	1,039,703	14,295,219	2,644,057	22,785,594
05	Products of animal origin	16,478	607,867	323,729	10,348,707
06	Live trees and other plants	17,772	64,104	158,565	186,636
07	Edible vegetables and certain roots and tubers	21	320,360	372	218,226
08	Edible fruits and nuts	1,004	152,424	6,724	354,887
09	Coffee, tea, mate, and spices	584,425	12,053,844	922,108	17,564,362
10	Cereals	22,500,000	32,510,948	7,571,250	10,521,513
11	Products of the milling industry	9,501,516	168,156,753	5,686,442	72,254,202
12	Oil seeds and oleaginous fruits	37,192,332	86,878,739	20,858,973	50,092,144
13	Lac	232	61,774	9,447	476,002
14	Vegetable plaiting materials	641	84,787	6,784	52,140
15	Animal or vegetable oils/fats and their cleavage products	489,770	55,737,753	751,858	45,648,025
16	Preparations of meat/fish/crustaceans/molluscs or other aquatic inverte	44,966	532,148	99,559	1,697,393
17	Sugar and sugar confectionery	218,406,412	820,538,589	146,928,439	450,120,737
18	Cocoa and cocoa preparations	239	4,382	5,237	123,631
19	Preparations of cereals, flour, starch or milk	117,094	1,423,065	204,280	2,541,633
20	Preparations of vegetables, fruits, nuts or other part of plants	16,163	261,270	16,253	571,371
21	Miscellaneous edible preparations	1,460	97,127	10,502	300,443
22	Beverages, spirit, and vinegar	107,251	1,271,003	952,115	7,558,456
23	Residues and waste from the food industries	287	144,642	4,767	216,553
24	Tobacco and manufactured tobacco substitutes	289,397	21,020,541	3,679,155	171,637,764
25	Salts	30,099,404	673,055,748	6,234,340	72,751,992
26	Ores, slag, and ash	371,864	19,291,179	299,723	5,454,537
27	Mineral fuels, mineral oils and products of their distillation	5,749,087	154,584,341	5,735,199	118,647,652
28	Inorganic chemicals	8,356,153	186,382,552	13,734,613	160,496,312
29	Organic chemicals	21,307,225	250,135,394	32,000,117	314,422,140
30	Pharmaceutical products	4,059	117,408	121,036	1,328,550
31	Fertilizers	2,189	3,254,786	38,741	1,671,490
32	Tanning or dyeing extracts	2,505,981	27,190,846	11,656,140	121,071,135
33	Essential oils and resinoids	52,028	410,323	1,895,625	7,495,005
34	Soap, organic surfasce-active agents, washing, and lubricating prepara	1,202,612	12,488,033	3,170,834	49,780,364
35	Albuminoidal substances	1,098,249	37,742,684	4,129,770	53,805,724
36	Explosives	44,284	381,377	1,075,261	12,259,200
37	Photographic and cinematographic goods	105,399	1,604,077	213,170	2,596,221
38	Miscellaneous chemical products	3,314,454	33,241,710	13,498,524	122,614,672
39	Plastics and articles thereof	43,177,581	458,997,000	104,259,251	1,151,161,937
40	Rubber and articles thereof	7,812,747	118,684,635	29,881,220	313,409,926
41	Raw hides, skins, and leather	2,825,882	26,492,610	25,951,616	222,467,220
42	Articles of leather	71,752	821,746	1,596,094	12,963,674
43	Furskins and artificial fur	11,259	147,584	129,125	2,551,195
44	Wood and articles of wood	7,093,810	126,290,829	4,919,193	77,268,909
45	Cork and articles of cork	23,765	163,928	102,375	865,232
46	Manufactured of straw or other plaiting materials	8,509	27,931	19,951	243,286
47	Pulp of wood or of other fibrous cellulosic material	25,458,286	281,974,030	27,308,927	254,289,417
48	Paper and paperboard	7,664,723	99,669,808	23,726,902	238,768,060
49	Printed books, newspapers, pictures, and other products of printing in	138,367	1,168,395	1,865,645	13,542,792
50	Silk	25,701	226,740	557,534	3,166,504
51	Wool, fine or coarse animal hair	287,465	3,131,105	6,230,415	55,930,619
52	Cotton	17,287,723	203,186,684	117,091,983	1,084,322,602
53	Other vegetable textile fibres	300,648	1,278,304	2,689,482	12,923,788
54	Man-made filaments	6,504,596	76,243,148	59,611,641	604,031,711
55	Man-made staple fibres	9,157,837	90,438,013	39,273,229	371,042,361
56	Wadding, felt, and non-wovens	1,797,986	14,431,700	11,445,371	94,094,469
57	Carpets and other textile floor coverings	109,336	1,175,136	1,104,397	10,937,686

K1. IMPOR KAWASAN BERIKAT / BOUND ZONE IMPORT
MENURUT GOLONGAN BARANG 2 DIJIT HS / BY COMMODITY 2 DIGITS HS
**** DESEMBER / DECEMBER 2010 ****

HS Uraian Golongan Barang Group Description	Berat Bersih / Net Weight (Kg)		Nilai CIF / CIF Value (US\$)	
	Bulan ini Current month	Kumulatif Cum. Jan to date	Bulan ini Current month	Kumulatif Cum. Jan to date
58 Special woven fabrics	1,797,922	16,332,461	23,340,067	208,578,469
59 Impregnated, coated, covered or laminated textile fabrics	2,498,916	21,061,493	21,826,482	188,794,965
60 Knitted or crocheted fabrics	10,707,845	102,220,158	100,235,819	863,374,937
61 Articles of apparel and clothing accessories, knitted or crocheted	326,918	2,402,927	3,491,821	25,439,265
62 Articles of apparel and clothing accessories, not knitted or crocheted	280,356	2,299,971	5,644,375	49,020,049
63 Other made up textile articles	105,031	2,139,128	1,672,248	21,667,965
64 Footwear, gaiters and the like	959,902	6,137,488	11,183,754	80,841,001
65 Headgear and parts thereof	11,105	336,784	135,049	3,562,772
66 Umbrellas, walking sticks, seat-sticks, whips, riding crops and parts	282	45,895	1,705	84,375
67 Prepared feathers and articles	2,519	123,009	50,205	7,419,653
68 Articles of stone, plaster, cement, asbestos, mica or similar material	673,012	7,222,553	2,367,120	27,243,264
69 Ceramic products	675,007	16,469,937	1,751,947	37,220,443
70 Glass and glassware	6,093,916	78,377,369	7,002,730	89,277,774
71 Natural and cultured pearls, precious/semi precious stones, and precious	20,637	296,219	6,716,692	76,214,026
72 Iron and steel	41,823,846	482,648,938	41,138,661	527,258,206
73 Articles of iron and steel	10,437,763	365,258,015	30,165,793	698,140,714
74 Cooper and articles thereof	4,977,277	92,379,809	42,195,280	683,481,326
75 Nickel and articles thereof	16,485	227,504	327,276	5,832,227
76 Aluminium and articles thereof	5,608,099	58,350,027	19,642,008	216,929,501
78 Lead and articles thereof	1,527,269	10,007,672	3,702,030	24,669,697
79 Zinc and articles thereof	574,599	8,010,055	1,505,998	23,955,579
80 Tin and articles thereof	713,392	1,731,664	1,829,494	14,301,251
81 Other base metal	34,472	637,519	2,929,260	25,276,998
82 Tools, implements, cutlery, spoon and forks, of base metal and parts thereof	119,191	2,505,292	6,018,760	57,081,532
83 Miscellaneous articles of base metal	1,019,772	18,589,555	9,701,640	116,933,317
84 Nuclear reactors, boilers, machinery and mechanical appliances	16,452,571	191,521,998	216,882,517	2,679,014,360
85 Electrical machinery and equipments	13,823,526	215,087,400	417,607,890	5,883,101,629
86 Railway and tramway locomotive, mechanical traffic, and all kinds	35,679	966,923	23,140	1,587,658
87 Vehicles other than railway/tramway, and parts and accessories thereof	9,635,235	73,503,596	58,950,430	594,708,496
88 Aircraft and its components	34,164	1,198,662	21,527,270	172,407,811
89 Ships, boat, and floating structures	22,367	29,698,837	178,545	28,589,698
90 Optical, photographic, cinematographic, measuring, checking, medical	427,081	7,407,788	16,450,172	324,792,971
91 Clocks and watches and parts thereof	6,305	104,092	125,618	1,511,363
92 Musical instruments	778,308	8,988,300	9,223,964	95,670,274
93 Arms and ammunition	6	2,658	104	27,489
94 Furnitures, bedding, mattress supports, cushions and stuffed furnishings	164,931	2,770,830	1,262,609	21,996,760
95 Toys, games and sports requisites	154,359	1,748,564	1,096,900	13,349,954
96 Miscellaneous manufactured articles	872,945	9,992,331	13,936,816	128,809,802
97 Works of arts, collectors' pieces and antiques	1,898	13,978	16,780	186,296
98 Vehicles in kind and their components	2,953,416	32,757,694	37,561,070	329,444,484
TOTAL IMPOR	632,654,872	6,008,947,885	1,886,595,066	20,816,202,216

K2. IMPOR KAWASAN BERIKAT / BOUND ZONE IMPORT
MENURUT GOLONGAN BARANG SITC / BY SITC COMMODITY GROUP
**** DESEMBER / DECEMBER 2010 ****

SITC Uraian Golongan Barang Group Description	Berat Bersih / Net Weight (Kg)		Nilai CIF / CIF Value (US\$)	
	Bulan ini Current month	Kumulatif Cum. Jan to date	Bulan ini Current month	Kumulatif Cum. Jan to date
A. By Commodity 1 Dijit SITC				
0 Food and Live Animals	244,700,220	899,482,994	162,600,848	542,415,016
1 Beverages and Tobacco	396,640	22,291,457	4,630,933	179,194,828
2 Crude Materials, Inedible	129,734,816	1,236,548,390	114,385,154	997,558,669
3 Mineral Fuels, Lubricants, etc.	5,749,087	154,079,787	5,735,199	118,324,701
4 Animal & Vegetable Oils/Fats	489,770	51,509,645	751,858	44,207,587
5 Chemicals	87,505,188	1,140,807,387	169,386,354	1,822,484,781
6 Manufactured Goods	113,082,254	1,867,123,257	573,943,072	6,250,295,667
7 Machinery and Transportation Equipments	42,488,286	543,465,270	749,910,608	9,665,562,920
8 Miscellaneous Manufactured Articles	8,508,230	93,504,696	101,890,537	1,155,679,729
9 Special Commodities and Transaction	381	135,002	3,360,503	40,478,318
B. By Commodity 2 Dijit SITC				
01 Meat and meat preparations	19,027	128,550	17,892	190,502
02 Dairy product and eggs	440,563	769,392	1,524,582	2,628,289
03 Fish, crustaceans,molluscs and their preparations	2,014,363	23,875,267	4,268,634	39,313,147
04 Cereals and cereal preparations	22,575,421	33,447,655	7,701,603	12,195,856
05 Fruits and vegetables	17,199	912,106	23,397	1,375,724
06 Sugar, sugar preparations, and honey	219,005,552	827,325,772	148,047,914	467,297,683
07 Coffee, tea, cocoa, and spices	584,672	12,168,049	928,096	17,782,857
08 Feeding stuff for animals	287	144,642	4,767	216,553
09 Miscellaneous food preparations	43,136	711,561	83,963	1,414,405
11 Beverages	107,243	1,396,799	951,778	9,427,823
12 Tobacco and tobacco manufactured	289,397	20,894,658	3,679,155	169,767,005
21 Hides, skins and furskins	28	406,089	9,788	1,466,400
22 Oil seeds, nuts, and kernels	37,012,928	84,749,514	20,441,130	44,257,255
23 Crude rubber	6,950,386	81,453,787	18,917,191	180,759,999
24 Wood, lumber, and cork	3,030,758	62,782,824	2,216,142	34,630,733
25 Pulp and waste paper	25,458,286	281,974,030	27,308,927	254,289,417
26 Textile fibres and their waste	14,234,611	167,694,336	33,101,458	365,304,773
27 Crude fertilizers and crude minerals	30,079,317	454,943,157	6,234,151	63,989,756
28 Metalliferous ores and metal scraps	12,753,991	99,598,961	5,240,075	35,967,412
29 Crude animals and vegetable materials, nes	214,511	2,945,692	916,292	16,892,924
32 Coal, coke, and briquettes	58	54,864	702	57,495
33 Petroleum and petroleum products	5,747,086	153,996,038	5,734,108	118,149,722
34 Gas; natural and manufactured	1,943	28,885	389	117,484
41 Animal oils and fats	0	78	0	3,157
42 Fixed vegetable oils/fats	487,754	51,063,824	745,368	43,449,965
43 Animal vegetable oils/fats	2,016	445,743	6,490	754,465
51 Organic chemicals	21,372,638	254,868,254	31,318,777	305,649,813
52 Inorganic chemicals	8,271,473	185,596,243	13,659,769	159,963,207
53 Dyeing,tanning, and colouring materials	2,523,154	27,696,602	11,790,590	121,997,885
54 Medical and pharmaceutical products	9,249	400,195	1,222,571	16,098,873
55 Essential oils and perfumery materials	594,537	5,742,873	3,598,992	37,821,180
56 Manufactured fertilizers	1,836	3,253,878	4,359	1,627,891
57 Plastics in primary forms	37,534,510	390,208,253	66,765,205	727,585,023
58 Plastics in non-primary forms	2,762,645	31,111,177	15,403,655	181,589,000
59 Chemical materials and its products, nes	14,435,146	241,929,912	25,622,436	270,151,909
61 Leather, leather med, nes	2,841,086	26,175,641	26,236,862	222,490,948
62 Rubber manufactured, nes	809,243	36,463,042	10,636,633	127,939,518
63 Wood and cork manufactured	4,086,817	63,671,942	2,805,426	43,503,448
64 Paper, paperboard, and manufactured thereof	7,140,043	94,512,854	15,672,845	166,907,910
65 Textile yarns, fabrics, and their products	36,356,142	364,819,286	351,945,302	3,156,878,097
66 Non metallic minerals manufactured	7,534,388	323,273,426	11,246,159	161,923,680
67 Iron and steel	37,676,568	710,775,385	51,530,446	920,000,096
68 Non ferrous metals	12,087,489	160,079,535	67,075,999	933,600,667
69 Manufactured of metal, nes	4,550,478	87,352,146	36,793,400	517,051,303

K2. IMPOR KAWASAN BERIKAT / BOUND ZONE IMPORT
MENURUT GOLONGAN BARANG SITC / BY SITC COMMODITY GROUP
**** DESEMBER / DECEMBER 2010 ****

SITC	Uraian Golongan Barang Group Description	Berat Bersih / Net Weight (Kg)		Nilai CIF / CIF Value (US\$)	
		Bulan ini Current month	Kumulatif Cum. Jan to date	Bulan ini Current month	Kumulatif Cum. Jan to date
71	Power generating machine and equipments	2,524,776	25,193,461	40,718,933	397,525,752
72	Machinery specialized for particular industry	6,140,723	66,191,706	88,067,746	1,089,272,844
73	Metalworking machinery	1,212,974	8,662,208	15,418,259	125,565,537
74	General industrial machinery and equipments	6,376,035	89,865,178	60,010,985	816,632,318
75	Office machinery and automatic data processing	384,135	10,766,212	21,192,413	379,497,296
76	Telecommunication and reproducers apparatus	3,582,130	60,654,015	132,550,733	1,911,902,397
77	Electrical machinery and apparatus	9,738,377	145,228,497	277,699,216	3,846,737,929
78	Road vehicles	12,471,775	105,946,618	92,536,948	897,054,497
79	Other transportation equipments	57,361	30,957,375	21,715,375	201,374,350
81	Sanitary, plumbing, and fittings	754,934	4,178,208	3,151,171	19,485,670
82	Furniture	42,450	1,081,529	465,130	10,147,569
83	Traveling goods	16,639	522,510	321,005	4,807,089
84	Clothing	924,079	8,023,755	12,537,356	114,015,927
85	Footwear	959,902	6,137,488	11,183,754	80,841,001
87	Professional, scientific, and contractor instruments	314,125	6,294,181	10,344,154	157,779,086
88	Photographic apparatus, equipments and optics	260,484	2,981,653	6,965,359	99,142,444
89	Miscellaneous manufactured articles	5,235,617	64,285,372	56,922,608	669,460,943
96	Coin, not being legal tender	116	228	2,468	4,949
97	Gold; non monetary	265	134,774	3,358,035	40,473,369

C. By Commodity 3 Dijit SITC

011	Meat Of Bovine Animals Fresh, Chilled Or Frozen	0	20	0	221
012	Other Meat, Other Edible Meat Offal, Fresh, Chilled Or Frozen	0	4,000	0	19,400
016	Meat And Edible Meat Offal, Salted, Dried, Edible Flour Of Meat	0	46	0	1,551
017	Meat And Edible Meat Offal, Prepared Or Preserved	19,027	124,484	17,892	169,330
022	Milk,Cream, And Milk Products Other Than Butter Or Cheese	440,563	752,846	1,524,582	2,494,309
024	Cheese And Curds	0	8,399	0	57,507
025	Eggs, Birds, And Egg Yolks; Fresh, Dried Or Otherwise Preserved	0	8,147	0	76,473
034	Fish, Fresh, Chilled Or Frozen	1,711,611	13,609,438	2,246,784	18,785,903
035	Fish, Dried Salted Or In Brine; Smoked Fish	0	393,125	0	229,906
036	Crustaceans, Molluscs, And Aquatic Invertebrates	276,813	2,719,040	1,940,183	15,720,083
037	Fish, Crustaceans, Molluscs, And Other Aquatic Invertebrates; Prepared	25,939	7,153,664	81,667	4,577,255
041	Wheat And Meslin, Unmilled	22,500,000	32,500,948	7,571,250	10,517,955
045	Cereals, Unmilled	0	10,000	0	3,558
046	Meal And Flour Of Wheat And Flour Of Meslin	0	3,365	0	57,220
047	Other Cereal Meals And Flours	7	35,341	2	91,803
048	Cereal Preparations And Preparations Of Flours/Starchs Of Fruit	75,414	898,001	130,351	1,525,320
054	Vegetables, Fresh, Chilled, Frozen Or Simply Preserved	32	321,838	420	215,081
056	Vegetables, Roots And Tubers, Prepared Or Preserved Nes	4	260,225	4,192	499,438
057	Fruit And Nut; Fresh Or Dried	1,000	151,565	6,250	354,132
058	Fruits, Preserved And Preparations	460	5,685	1,448	7,786
059	Fruit And Vegetable Juices	15,703	172,793	11,087	299,287
061	Sugar, Molasses, And Honey	219,005,543	827,320,537	148,047,901	467,291,403
062	Sugar Confectionery	9	5,235	13	6,280
071	Coffee And Coffee Substitutes	37,242	7,717,406	159,702	10,626,737
072	Cocoa	48	1,079	1,346	18,590
073	Chocolate And Other Food Preparations Containing Cocoa	191	3,231	3,891	104,367
074	Tea And Mate	510,682	3,748,511	520,481	4,330,214
075	Spices	36,509	697,822	242,676	2,702,949
081	Feeding Stuff For Animals	287	144,642	4,767	216,553
091	Margarine And Shortening	0	118,120	0	160,534
098	Edible Products And Preparations	43,136	593,441	83,963	1,253,871
111	Non-Alcoholic Beverages, Nes	11,394	177,378	9,410	215,184
112	Alcoholic Beverages	95,849	1,219,421	942,368	9,212,639
121	Tobacco, Unmanufactured And Refused	245,040	20,346,458	3,189,223	162,979,725
122	Tobacco, Manufactured	44,357	548,200	489,932	6,787,280
211	Hides And Skins, Raw	19	404,792	307	1,352,031
212	Furskins, Raw	9	1,297	9,481	114,369

K2. IMPOR KAWASAN BERIKAT / BOUND ZONE IMPORT
MENURUT GOLONGAN BARANG SITC / BY SITC COMMODITY GROUP
**** DESEMBER / DECEMBER 2010 ****

SITC	Uraian Golongan Barang Group Description	Berat Bersih / Net Weight (Kg)		Nilai CIF / CIF Value (US\$)	
		Bulan ini Current month	Kumulatif Cum. Jan to date	Bulan ini Current month	Kumulatif Cum. Jan to date
222	Oil Seeds Use For Extraction Ofsoft Fixed Vegetable Oils	37,012,928	84,746,740	20,441,130	44,247,755
223	Oil Seeds Use For Extraction Of Other Fixed Vegetable Oils	0	2,774	0	9,500
231	Natural Rubber Latex;Natural Rubber And Similar Natural Gums	189,341	7,970,110	762,516	18,522,086
232	Synthetic Rubber Latex, Synthetic/Reclaimed Rubber	6,761,045	73,483,677	18,154,675	162,237,913
244	Cork,Natural,Raw And Waste	13,037	63,560	44,754	208,561
245	Fuel Wood And Wood Charcoal	1,259,591	33,778,423	328,334	8,162,418
246	Wood In Chips Or Particles And Waste	5	116,341	45	31,546
247	Wood In The Rough Or Roughly Squared	127,008	3,655,856	173,965	2,552,352
248	Wood,Simply Worked And Railway Sleeper Of Wood	1,631,117	25,168,644	1,669,044	23,675,856
251	Pulp And Waste Paper	25,458,286	281,974,030	27,308,927	254,289,417
261	Silk	0	5,468	0	37,793
263	Cotton	7,897,856	104,118,144	19,582,654	205,866,514
264	Jute And Other Textile Bast Fibres	145,076	396,445	224,358	589,612
265	Vegetable Textile Fibres,Raw Or Processed;Waste Of These Fibres	0	3,356	0	29,669
266	Synthetic Fibres Suitable For Spinning	5,391,350	40,815,541	10,710,050	83,558,905
267	Other Man-Made Fibres Suitable For Spinning And Waste	761,779	21,458,207	2,217,179	66,753,659
268	Wool And Other Animal Hair	37,451	809,355	335,461	7,789,449
269	Old Clothing And Other Old Textile Articles; Rags	1,099	87,820	31,756	679,172
272	Fertilizers, Crude	353	43,183	34,382	264,977
273	Stone, Sand And Gravel	9,854,047	149,679,140	1,808,884	11,697,766
274	Sulphur And Unroasted Iron Pyrites	18,115,010	246,240,674	3,309,771	35,269,487
277	Natural Abrasives	10,254	7,873,665	87,796	3,678,968
278	Other Crude Minerals	2,099,653	51,106,495	993,318	13,078,558
281	Iron Ore And Concentrates	13,095	16,037,717	4,850	1,358,985
282	Waste And Scrap Metal Of Iron/Steel	12,249,026	78,162,738	4,669,825	28,318,401
283	Copper Ores And Concentrates	0	25,153	0	210,312
284	Nickel Ores And Concentrates	0	1,011	0	45,112
285	Aluminium Ores And Concentrates	124,680	1,439,642	103,251	1,105,266
287	Ores And Concentrates Of Basemetals	314,844	2,118,836	184,338	1,494,060
288	Non-Ferrous Base Metal Waste And Scraps	52,346	1,781,594	277,811	2,457,221
289	Ores And Concentrates Of Precious Metals; Waste,Scraps	0	32,270	0	978,055
291	Crude Animal Materials	16,478	607,880	323,729	10,348,900
292	Crude Vegetable Materials	198,033	2,337,812	592,563	6,544,024
321	Coals, Pulverized Or Not	58	424	702	1,097
325	Coke And Semi Coke Of Coal/Lignite/Peat	0	54,440	0	56,398
333	Petroleum Oil, Crude	0	11	0	171
334	Petroleum Products, Refined	5,583,373	152,238,078	5,448,253	115,127,845
335	Residual Petroleum Products, And Related Materials	163,713	1,757,949	285,855	3,021,706
342	Liquefied Propane And Butane	11	2,781	17	9,095
343	Natural Gas, Liquefied Or Not	1,932	2,826	372	17,532
344	Petroleum Gases And Other Gas	0	23,041	0	82,997
345	Coal Gas, Water Gas And Similar Gas	0	237	0	7,860
411	Animal Oils And Fats	0	78	0	3,157
421	Fixed Vegetable Fats And Oils Soft,Crude,Refined Or Fractioned	472,568	4,847,742	729,332	6,115,002
422	Fixed Vegetable Fats And Oils Solid,Crude,Refined Or Fractioned	15,186	46,216,082	16,036	37,334,963
431	Animal And Vegetable Oil; Fat Processed And Their Wax	2,016	445,743	6,490	754,465
511	Hydrocarbon And Their Halogenated, Nitrated Derivatives	1,089,350	7,143,713	1,729,404	12,271,316
512	Alcohols,Phenols,Phenol-Alcohols And Their Halogenated	15,453,615	201,290,237	18,256,022	190,265,692
513	Carboxylic Acids,And Their Anhydrides,Halides,Peroxides	1,691,575	14,056,931	2,871,899	27,288,410
514	Nitrogen-Function Compounds	1,765,581	19,973,873	4,466,925	44,684,577
515	Organo-Inorganic And Heterocyclic Compounds	979,318	7,670,563	2,121,713	15,014,651
516	Other Organic Chemicals	393,199	4,732,937	1,872,814	16,125,167
522	Inorganic Chemical Elements, Oxides And Halogen Salts	6,513,008	106,713,424	11,131,308	124,462,741
523	Metallicsalts And Peroxysalts	1,451,855	74,838,092	1,515,297	27,063,952
524	Other Inorganic Chemicals;Chemical Compound Of Precious Metals	305,370	4,030,356	995,259	8,083,633
525	Radioactive And Associated Materials	1,240	14,371	17,905	352,881
531	Synthetic Organic; Colouring Matter	774,421	5,077,303	3,804,245	26,052,293
532	Dyeing/Tanning Extracts And Synthetic Tanning Materials	18,287	170,329	32,643	630,359
533	Pigments, Paints, Varnishes, And Related Materials	1,730,446	22,448,970	7,953,702	95,315,233

K2. IMPOR KAWASAN BERIKAT / BOUND ZONE IMPORT
MENURUT GOLONGAN BARANG SITC / BY SITC COMMODITY GROUP
**** DESEMBER / DECEMBER 2010 ****

SITC	Uraian Golongan Barang Group Description	Berat Bersih / Net Weight (Kg)		Nilai CIF / CIF Value (US\$)	
		Bulan ini Current month	Kumulatif Cum. Jan to date	Bulan ini Current month	Kumulatif Cum. Jan to date
541	Medicinal And Pharmaceutical Products	8,685	395,627	1,203,941	15,553,918
542	Medicaments, Including Veterinary Medicaments	564	4,568	18,630	544,955
551	Essential Oils, Perfumes, And Flavour Materials	43,268	247,544	1,348,387	4,828,694
553	Perfumery, Cosmetics, And Toilet Preparations	8,760	162,779	547,238	2,666,311
554	Soap,Cleansing And Polishing Preparations	542,509	5,332,550	1,703,367	30,326,175
562	Fertilizers, Manufactured	1,836	3,253,878	4,359	1,627,891
571	Polymers Of Ethylene In Primary Forms	9,186,670	112,822,561	14,438,438	153,352,323
572	Polimers Of Styrene In Primary Forms	5,255,281	75,254,596	10,199,328	151,256,885
573	Polimers Of Vinyl Chloride In Primary Forms	683,751	8,984,104	1,884,558	18,567,592
574	Poliacetals And Polycarbons In Primary Forms	2,052,962	27,473,775	14,047,609	136,561,574
575	Other Plastics In Primary Forms	13,364,327	139,235,764	22,787,755	256,679,925
579	Waste And Scrap Of Plastics	6,991,519	26,437,453	3,407,517	11,166,724
581	Tubes, Pipes, And Hoses Of Plastics	323,795	3,330,541	2,317,591	25,240,582
582	Plates, Sheets, And Film Of Plastics	2,419,515	27,375,413	12,840,447	153,299,030
583	Monofilament And Rod Of Plastics	19,335	405,223	245,617	3,049,388
591	Disinfectants, Insecticides, And Fungicides Put In Forms	0	330,236	0	1,494,246
592	Starches, Inulin, And Wheat Glutenal Buminoidal Substances; Glues	10,583,395	205,234,309	9,649,614	123,296,741
593	Explosive And Pyrotechnic Products	43,907	377,956	1,073,497	12,234,244
597	Additive For Mineral Oils	768,283	7,720,265	2,580,889	23,716,076
598	Miscellaneous Chemical Products	3,039,561	28,266,947	12,318,436	109,405,304
599	#N/A	0	199	0	5,298
611	Leathers	2,825,863	26,087,818	25,951,309	221,115,189
612	Manufactures And Composition Leathers	15,223	84,197	285,553	1,261,984
613	Furskins, Tanned Or Dressed	0	3,626	0	113,775
621	Materials Of Rubber	283,286	29,804,118	3,085,407	48,510,001
625	Rubber Tyre,Tyre Cases,Tyre Treads,Inner Tubes, And Tyre Flaps	134,670	1,177,453	405,344	4,556,385
629	Articles Of Rubbers	391,287	5,481,471	7,145,882	74,873,132
633	Cork Manufactures	10,728	100,324	57,621	656,560
634	Veneers,Plywood,Improved/Reconstituted Wood Worked	3,921,650	60,937,544	2,223,723	29,202,814
635	Wood Manufactures	154,439	2,634,074	524,082	13,644,074
641	Papers And Paperboards	4,432,723	68,057,129	7,204,317	91,926,942
642	Paper And Paperboard Cut To Size/Shape And Article Of Papers	2,707,320	26,455,725	8,468,528	74,980,968
651	Textile Yarns	1,949,872	24,185,043	13,088,079	146,531,174
652	Cotton Fabrics, Woven	9,112,737	96,751,657	95,977,201	865,194,549
653	Fabrics, Woven, Of Man-Made Fibres	7,871,267	83,842,130	74,655,590	701,278,117
654	Textile Fabrics, Woven, Other Than Of Cotton Or Man-Made Fibres	436,813	3,512,749	8,970,690	63,709,152
655	Knitted Or Crocheted Fabrics	10,707,845	102,220,245	100,235,819	863,375,479
656	Tulle,Lace,Embroidery,Ribbons,Trimmings And Other Small Wares	1,725,347	15,360,458	22,620,846	199,433,796
657	Special Yarns,Textile Fabrics	4,329,649	35,674,521	33,646,388	285,003,691
658	Made-Up Articles, Wholly/Chiefly Of Textile Materials	107,208	2,075,695	1,586,473	21,202,541
659	Floor Coverings	115,404	1,196,788	1,164,216	11,149,598
661	Lime,Cement And Fabricated Construction Materials	625,220	222,838,653	248,848	13,730,945
662	Clay And Refactory Construction Materials	515,026	15,828,841	837,605	28,406,825
663	Mineral Manufactures	270,010	6,532,826	3,000,805	32,062,938
664	Glass	6,048,953	77,306,911	6,450,638	80,083,869
665	Glassware	35,095	445,174	496,088	5,905,997
666	Pottery	37,635	286,907	95,587	846,611
667	Pearl, Precious And Semi Precious Stones	2,449	34,114	116,588	886,495
671	Pig Iron,Spiegeleisen,Sponge Iron, And Ferro-Alloys	496,777	5,784,330	1,186,583	11,433,801
672	Ingots And Other Iron/Steel In Primary Forms	689,271	23,456,694	1,142,390	31,867,426
673	Flat Rolled Products, Not Clad	10,231,797	136,433,573	10,032,107	122,141,218
674	Flat Rolled Products, Clad Or Plated	7,301,308	58,547,943	9,237,211	81,328,302
675	Flat Rolled Products And Alloy Steels	2,455,619	60,051,467	3,027,809	78,400,591
676	Iron/Steel Bars, Rods, Angels, Shaped And Sections	7,200,783	98,382,203	8,100,758	117,718,829
677	Rail/Railway And Tractor Construction Of Iron/Steel Materials	4,182	967,618	84,293	1,681,423
678	Wire Of Iron/Steel	1,213,124	22,367,127	3,811,949	56,901,005
679	Tubes, Pipes, Hollow Profile, Pipe Fitting Of Iron/Steel	8,083,707	304,784,430	14,907,346	418,527,501
681	Silver, Platinum, And Other Metal Of The Platinum Groups	8,857	54,134	2,209,809	17,361,694
682	Copper	4,821,442	90,165,435	40,665,635	665,099,390

K2. IMPOR KAWASAN BERIKAT / BOUND ZONE IMPORT
MENURUT GOLONGAN BARANG SITC / BY SITC COMMODITY GROUP
**** DESEMBER / DECEMBER 2010 ****

SITC	Uraian Golongan Barang Group Description	Berat Bersih / Net Weight (Kg)		Nilai CIF / CIF Value (US\$)	
		Bulan ini Current month	Kumulatif Cum. Jan to date	Bulan ini Current month	Kumulatif Cum. Jan to date
683	Nickel	12,932	132,356	277,975	5,023,903
684	Aluminium	5,147,289	51,965,822	16,091,259	174,815,485
685	Lead	1,523,981	9,968,755	3,581,071	23,821,271
686	Zinc	529,319	7,069,627	1,207,596	17,513,037
687	Tin	28,185	575,244	948,247	12,124,502
689	Miscellaneous Non-Ferrous Basemetals Employed In Metallurgy	15,484	148,162	2,094,407	17,841,385
691	Structures And Parts Of Iron/Steel Or Aluminium	26,469	25,672,045	158,765	57,970,220
692	Metal Containers For Storage And Transportations	482,475	8,457,399	2,065,911	56,378,089
693	Wire Products And Fencing Grills	180,203	6,577,586	853,519	26,095,735
694	Nails, Screws, Nuts, Bolts, Rivets Of Iron/Steel Or Copper	878,544	11,258,675	8,897,786	92,160,908
695	Tools For Used In The Hand Or In Machines	108,489	2,273,508	5,844,727	55,032,202
696	Cutlery	10,692	213,775	173,315	1,982,661
697	Household Equipment Of Base Metals	28,673	377,773	103,464	2,308,750
699	Manufactures Of Base Metals	2,834,933	32,521,385	18,695,913	225,122,738
711	Steam And Other Vapour Generating Boilers And Parts	80,104	2,414,758	882,194	14,704,643
712	Steam Or Other Generating Boilers And Parts	678,128	791,681	972,398	5,136,298
713	Internal Combustion Piston Engines And Parts	1,430,614	11,683,880	14,910,778	154,582,408
714	Engines And Motors, Non-Electric And Parts	32,189	589,220	18,642,171	76,255,045
716	Rotating Electric Plants And Parts	268,932	7,300,744	4,312,284	90,758,509
718	Other Power Generating Machines And Parts	34,809	2,413,178	999,108	56,088,849
721	Agricultural Machinery And Parts	5,491	174,740	74,713	1,996,704
722	Tractors	2	875	696	42,398
723	Civil Engineering And Contractor Plants And Equipments/Parts	716,093	10,543,434	2,684,505	69,860,459
724	Textile/Leather Machinery And Parts	1,970,164	19,921,830	18,371,383	198,559,950
725	Papermill/Pulpmill Machinery And Paper Cutting Machines	510,566	2,512,950	4,253,557	30,459,232
726	Printing/Book Binding Machinery And Parts	780,988	12,195,121	39,450,881	515,669,044
727	Food Processing Machines And Parts	229,670	1,130,090	1,025,681	16,399,241
728	Other Machines And Equipment Specialized For Particular Industry	1,927,749	19,712,666	22,206,330	256,285,816
731	Machine Tools By Removing Metal	332,538	4,002,276	4,000,470	52,828,632
733	Machine Tool For Working Metals	660,054	2,464,054	7,800,503	26,382,131
735	Parts Of Machine Tools	25,943	812,250	1,427,058	27,492,188
737	Metalworking Machinery And Parts	194,439	1,383,628	2,190,228	18,862,586
741	Heating And Cooling Equipments And Parts	830,045	10,846,832	7,402,453	83,490,120
742	Pumps For Liquid And Parts	168,094	3,692,792	2,086,392	47,718,533
743	Pumps, Compressors, Fans, Blowers, Centrifuges, And Parts	1,569,274	19,696,793	9,043,427	132,136,121
744	Mechanical Handling Equipments And Parts	1,258,195	16,670,738	4,951,524	96,381,124
745	Other Non-Electical Machinery, Tools, And Mechanical Apparatus	243,926	3,781,016	3,335,370	53,951,321
746	Ball Or Roller Bearings	655,295	13,058,053	8,342,779	73,276,436
747	Taps, Cocks, And Valves For Pipes	158,484	4,476,707	4,276,176	90,856,769
748	Transmission Shafts And Cranks	978,002	12,220,310	12,447,256	144,666,254
749	Non-Electric Parts And Accessories Of Machineries	514,720	5,421,937	8,125,608	94,155,640
751	Office Machines	50,302	1,166,525	1,054,766	47,138,318
752	Automatic Data Processing Machines And Their Units	198,610	5,301,522	9,194,924	105,742,852
759	Parts And Accessories For Machine Of Heading 751 Or 752	135,223	4,298,165	10,942,723	226,616,126
761	Television Receivers	876,509	16,360,214	26,069,021	396,695,812
762	Radio Broadcast Receivers	19,715	431,813	136,727	4,260,693
763	Sound Recorders Or Reproducers	11,949	123,190	319,080	5,199,932
764	Telecommunication Equipments And Parts	2,673,957	43,738,798	106,025,905	1,505,745,960
771	Electric Power Machinery And Parts	476,677	7,220,794	14,720,426	125,922,915
772	Electrical Apparatus For Making And Breaking Electrical Circuits	2,477,466	37,525,626	72,757,260	966,592,755
773	Equipment For Distributing Electricity	1,787,198	25,601,095	23,363,442	278,699,648
774	Electrical Apparatus For Medical Purposes And Radiological Apparatus	689	17,198	83,652	1,042,887
775	Household Type, Electrical/Non-Electrical Equipments	438,754	10,312,056	1,358,865	201,671,127
776	Thermionic, Cold Cathode, And Photo Cathode Valves/Tubes	2,604,988	26,224,016	124,074,340	1,484,256,342
778	Electrical Machinery And Apparatus	1,952,605	38,327,712	41,341,231	788,552,255
781	Passenger Motor Cars	2,195,822	27,554,791	24,632,307	234,379,452
782	Motor Vehicle For The Transportation Of Goods	584,787	8,592,206	6,562,699	64,430,267
783	Road Motor Vehicles	50,105	531,558	401,287	3,475,099
784	Parts And Accessories Of The Motor Vehicles	6,158,447	48,160,715	56,068,989	522,564,877

K2. IMPOR KAWASAN BERIKAT / BOUND ZONE IMPORT
MENURUT GOLONGAN BARANG SITC / BY SITC COMMODITY GROUP
**** DESEMBER / DECEMBER 2010 ****

SITC Uraian Golongan Barang Group Description	Berat Bersih / Net Weight (Kg)		Nilai CIF / CIF Value (US\$)	
	Bulan ini Current month	Kumulatif Cum. Jan to date	Bulan ini Current month	Kumulatif Cum. Jan to date
785 Motorcycles, Scooters, And Other Cycles Motorized/Non Motorized	2,205,243	17,346,075	4,494,509	64,773,031
786 Trailers And Other Vehicles, Not Motorized	1,277,371	3,761,273	377,157	7,431,771
791 Railway Vehicles And Associated Equipments	830	60,251	9,560	385,412
792 Aircraft And Associated Equipments And Parts	34,164	1,198,287	21,527,270	172,399,240
793 Ships, Boats, And Floating Structures	22,367	29,698,837	178,545	28,589,698
811 Prefabricated Buildings	38,555	924,454	39,241	3,692,113
812 Sanitary, Plumbing, Heating, And Lighting Fixtures/Fittings	648,148	2,429,083	2,813,101	10,433,075
813 Lighting Fixtures And Fittings	68,231	824,671	298,829	5,360,482
821 Furnitures And Parts	42,450	1,081,529	465,130	10,147,569
831 Travel Goods	16,639	522,510	321,005	4,807,089
841 Men'S Coats/Jackets, Not Knitted	7,260	73,814	202,519	842,955
842 Women'S Coats/Jacket, Not Knitted	23,176	40,844	223,462	500,338
843 Men'S Coats/Jackets, Knitted	26,373	258,625	399,222	2,775,616
844 Women'S Coats/Jackets, Knitted	172,338	486,825	1,334,439	3,430,388
845 Articles Of Apparel	96,962	1,453,721	2,098,529	23,670,861
846 Clothing Accessories Of Textiles Fabrics	281,165	2,388,982	4,878,025	43,238,614
848 Articles Of Apparel And Clothing Accessories Of Other Than Textile Fab	316,805	3,320,944	3,401,160	39,557,155
851 Footweares	959,902	6,137,488	11,183,754	80,841,001
871 Optical Instrument And Apparatus	11,904	488,136	881,649	13,765,875
872 Medical Instruments And Appliances	49,004	1,034,617	1,144,002	14,943,220
873 Meters And Counters	96,545	1,512,601	1,086,141	16,588,966
874 Measuring, Checking, Analysing, And Controlling Instrument And Apparatus	156,672	3,258,827	7,232,362	112,481,025
881 Photographic Apparatus And Equipments	12,392	132,860	772,008	13,085,891
882 Photographic And Cinematographic Supplies	105,393	1,603,832	212,861	2,574,042
883 Cinematograph Film, Exposed And Developed	6	245	309	22,179
884 Optical Goods	136,388	1,140,624	5,854,563	81,948,969
885 Watches And Clocks	6,305	104,092	125,618	1,511,363
891 Arms And Ammunitions	6	15,042	104	1,632,789
892 Printed Matter	663,047	6,326,923	9,919,702	85,410,745
893 Article Of Plastics	2,678,973	35,825,501	20,260,771	220,278,334
894 Baby Carriages, Toys, Games, And Sporting Goods	154,681	1,750,177	1,107,642	13,473,345
895 Office And Stationery Supplies	192,029	2,522,959	1,281,995	17,006,712
896 Works Of Art, Collectors Pieces And Antiques	1,898	13,978	16,780	186,296
897 Jewellery, Goldsmith, Silversmith Wares, And Other Articles	8,950	71,669	1,029,792	16,907,013
898 Musical Instrument And Parts/Accessories	803,744	9,384,348	10,031,904	112,979,673
899 Other Miscellaneous Manufactured Articles	732,289	8,374,775	13,273,918	201,586,036
961 Coin Not Being Legal Tender	116	228	2,468	4,949
971 Gold, Non-Monetary	265	134,774	3,358,035	40,473,369
TOTAL IMPOR	632,654,872	6,008,947,885	1,886,595,066	20,816,202,216

K3. IMPOR KAWASAN BERIKAT / BOUND ZONE IMPORT
MENURUT NEGARA ASAL / BY COUNTRY OF ORIGIN
**** DESEMBER / DECEMBER 2010 ****

Kode Code	Negara Asal Country of Origin	Berat Bersih / Net Weight (Kg)		Nilai CIF / CIF Value (US\$)	
		Bulan ini Current month	Kumulatif Cum. Jan to date	Bulan ini Current month	Kumulatif Cum. Jan to date
111	JP JAPAN	54,305,451	777,258,445	353,650,343	4,066,502,869
112	HK HONG KONG	11,801,050	111,460,343	133,538,724	1,378,021,762
113	KP KOREA, DEM. PEOPLE'S REP.	896	93,123	12,487	221,203
114	KR KOREA, REPUBLIC OF	34,972,608	400,156,250	234,148,388	2,499,698,002
115	TW TAIWAN	16,803,598	228,490,643	93,333,155	916,363,033
116	CN CHINA	50,042,619	725,995,741	299,566,656	3,282,619,838
117	MN MONGOLIA	0	780	0	28,459
118	MO MACAU	27,961	1,115,897	165,105	6,438,598
120	PG PAPUA NEW GUINEA	18	1,014,167	176	832,537
121	TH THAILAND	30,039,457	592,542,710	83,587,808	929,279,416
122	SG SINGAPORE	24,664,627	732,346,850	159,095,949	3,330,360,355
123	PH PHILIPPINES	1,920,964	37,490,079	8,123,973	170,149,424
124	MY MALAYSIA	17,819,430	398,583,861	57,642,365	750,234,057
125	MM MYANMAR	10,423	213,806	105,556	1,072,700
126	KH CAMBODIA	23,798	164,299	165,817	892,660
127	BN BRUNEI DARUSSALAM	0	24,305	0	130,241
128	LA LAO PEOPLE'S DEM. REP.	18,765	19,225	283,649	288,193
129	NP NEPAL	0	166	0	2,255
130	BT BHUTAN	0	99	0	86,700
131	VN VIET NAM	4,806,066	39,927,008	24,838,119	196,596,380
132	MV MALDIVES	0	127	0	1,075
133	IN INDIA	50,953,408	112,961,359	47,912,650	188,780,660
134	PK PAKISTAN	534,412	4,569,667	2,389,010	20,339,938
135	BD BANGLADESH	329	885,413	2,740	5,811,178
136	LK SRI LANKA	50,917	522,547	110,519	2,904,422
142	IR IRAN (ISLAMIC REPUBLIC OF)	96,059	9,010,879	77,313	3,761,006
143	SA SAUDI ARABIA	11,506,538	135,157,636	14,431,818	135,401,917
144	IL ISRAEL	87	947	1,312	206,753
145	KW KUWAIT	4,903,305	48,109,437	5,115,037	49,037,095
146	JO JORDAN	266	715,043	2,683	765,545
149	PN PALESTINA	0	156	0	5,117
151	YE YEMEN	348	3,286	2,745	18,114
152	OM OMAN	1,575,320	1,674,320	3,992,759	4,072,949
153	SY SYRIA ARAB REPUBLIC	0	397,241	0	678,710
154	TR TURKEY	163,113	3,657,722	934,194	30,338,939
155	AE UNITED ARAB EMIRATES	3,716,327	18,544,764	3,091,657	15,886,074
156	QA QATAR	759,766	9,621,815	1,723,724	11,800,398
157	BH BAHRAIN	14	225,110	30	419,014
158	CY CYPRUS	6	615,639	30	419,327
159	OD OTHER WEST ASIA	0	1	0	61
211	EG EGYPT	1,213	42,609,647	15,058	10,312,905
213	MA MOROCCO	15,030	44,941	68,455	209,295
214	TN TUNISIA	4	99	30	4,112
216	SD SUDAN	21,476	193,337	69,575	546,043
219	NA NAMIBIA	0	172,652	0	150,202
221	ET ETHIOPIA	202	202	13,969	13,969
222	TZ TANZANIA, UNITED REP. OF	11	1,890,912	40	3,220,185
223	MG MADAGASCAR	800	800	43,200	43,200
225	KE KENYA	84	1,483,396	801	3,893,398
227	MZ MOZAMBIQUE	0	197,703	0	620,148
230	TG TOGO	0	2,002,362	0	3,535,763
231	GH GHANA	0	77,118	0	98,560
232	LR LIBERIA	0	100,586	0	39,890

K3. IMPOR KAWASAN BERIKAT / BOUND ZONE IMPORT
MENURUT NEGARA ASAL / BY COUNTRY OF ORIGIN
**** DESEMBER / DECEMBER 2010 ****

Kode Code	Negara Asal Country of Origin	Berat Bersih / Net Weight (Kg)		Nilai CIF / CIF Value (US\$)	
		Bulan ini Current month	Kumulatif Cum. Jan to date	Bulan ini Current month	Kumulatif Cum. Jan to date
234	AO ANGOLA	0	240,000	0	1,040,400
235	CG CONGO	384	384	18,260	18,260
236	CM CAMEROON	35	465,244	1,459	801,938
237	NG NIGERIA	19,499	407,215	133,968	1,045,803
238	SL SIERRA LEONE	0	3,241	0	28,365
239	GA GABON	0	27,962	0	64,648
240	CI COTE D'IVOIRE	0	1,700,238	0	3,201,044
241	SN SENEGAL	0	4,036	0	194,234
242	MR MAURITANIA	0	4,575	0	8,335
243	ML MALI	15	2,053,892	687	3,639,090
244	BJ BENIN	0	2,469,987	0	4,760,470
245	BF BURKINA FASO	0	4,446,273	0	8,169,216
248	VI U.S. VIRGIN ISLANDS	0	13,166	0	62,760
249	SC SEYCHELLES	0	41,021	0	536,715
251	UG UGANDA	10,372	69,696	114,790	409,987
252	CF CENTRAL AFRICAN REPUBLIC	0	1,115,973	0	2,105,760
253	NE NIGER	8	19,449	48	326,537
254	TD CHAD	0	99,931	0	188,363
256	SH SAINT HELENA	3	1,271	21	29,429
257	ST SAO TOME AND PRINCIPE	0	4	0	1,639
260	SZ SWAZILAND	35	58,365	47,245	616,343
261	ZA SOUTH AFRICA	17,656,206	170,235,166	21,478,524	198,029,433
262	ZW ZIMBABWE	0	1,663,178	0	8,815,303
263	ZM ZAMBIA	0	200,277	0	275,956
264	MW MALAWI	0	28	0	1,476
266	BI BURUNDI	0	1	0	246
267	MU MAURITIUS	992	4,355	5,607	56,861
268	RW RWANDA	1,372	1,372	19,104	19,104
298	VG VIRGIN ISLANDS (BRITISH)	63,005	631,024	508,298	4,630,830
311	AU AUSTRALIA	31,038,382	179,241,010	23,064,079	290,465,456
312	NZ NEW ZEALAND	4,207,466	38,868,417	3,281,221	21,489,703
319	GU GUAM	880	880	3,553	3,553
322	NC NEW CALEDONIA	0	2,636	0	33,408
328	IO BRITISH INDIAN OCEAN TERRITORY	160	559	817	6,099
329	ON OTH.OCEANIA	0	193,020	0	332,946
331	AS AMERICAN SAMOA	478,674	5,552,523	298,872	3,988,964
332	CK COOK ISLANDS	0	74,488	0	398,419
333	FJ FIJI	4	37,653	52	59,321
334	KI KIRIBATI	0	1,200,970	0	1,087,271
335	MH MARSHALL ISLANDS	0	1,100	0	17,634
336	WS SAMOA	0	6,052	0	75,214
337	SB SOLOMON ISLANDS	0	65	0	1,217
338	TO TONGA	0	99,992	0	200,052
339	TV TUVALU	0	7,997	0	9,596
340	CX CHRISTMAS ISLANDS	0	279	0	11,981
341	UM U.S MINOR OUTLYING ISLAND	236	236	15,547	15,547
342	CC COCOS (KEELING) ISLANDS	40	162	2,835	6,681
343	TK TOKELAU	0	580	0	12,512
391	TL EAST TIMOR	0	70	0	795
411	US UNITED STATES	49,879,274	225,279,832	88,195,521	679,582,592
412	CA CANADA	1,405,564	24,668,004	12,564,855	43,701,470
421	MX MEXICO	1,191,588	5,211,871	1,817,483	7,487,560
422	GT GUATEMALA	0	3,642	0	15,307

K3. IMPOR KAWASAN BERIKAT / BOUND ZONE IMPORT
MENURUT NEGARA ASAL / BY COUNTRY OF ORIGIN
**** DESEMBER / DECEMBER 2010 ****

Kode Code	Negara Asal Country of Origin	Berat Bersih / Net Weight (Kg)		Nilai CIF / CIF Value (US\$)	
		Bulan ini Current month	Kumulatif Cum. Jan to date	Bulan ini Current month	Kumulatif Cum. Jan to date
423	HN HONDURAS	0	2,642	0	44,633
424	NI NICARAGUA	0	239	0	558
425	PA PANAMA	9	164,914	90	131,906
426	CU CUBA	46,983	48,421	191,568	199,308
427	CB CURACAO	0	5,165	0	35,819
428	SR SURINAME	54	30,329	2,530	53,655
431	CL CHILE	1,993,701	51,808,527	1,649,698	38,321,283
432	VE VENEZUELA	22	23	28	42
433	AR ARGENTINA	1,079,566	8,253,611	2,540,232	21,836,342
434	BR BRAZIL	179,027,178	563,768,663	127,056,830	418,797,292
435	CO COLOMBIA	7,143	526,827	157,186	1,187,293
436	BO BOLIVIA	0	22,000	0	18,392
437	UY URUGUAY	41	890,608	92	684,486
438	PY PARAGUAY	263,438	2,304,266	296,755	2,453,025
441	EC ECUADOR	1	8,379	310	232,184
442	PE PERU	0	106,914	0	321,475
443	GY GUYANA	0	34,659	0	130,006
445	BS BAHAMAS	607	23,844	1,177	110,129
446	JM JAMAICA	9	307	30	1,911
447	PR PUERTO RICO	1,899	7,516	20,237	568,071
448	BZ BELIZE	0	14,600	0	38,878
449	DO DOMINICAN REPUBLIC	7,661	7,791	10,010	17,001
450	SV EL SALVADOR	0	509	0	25,235
451	CR COSTA RICA	9,426	148,393	150,035	1,232,024
454	AG ANTIGUA AND BARBUDA	0	479	0	3,422
457	BM BERMUDA	0	28	0	192
458	CV CAPE VERDE	0	2,624	0	22,659
460	DM DOMINICA	0	96,336	0	127,927
467	AN NETHERLANDS ANTILLES	790	5,956	12,283	45,061
469	LC SAINT LUCIA	0	2,202	0	53,502
511	GB UNITED KINGDOM	2,047,164	32,840,668	7,704,900	79,930,496
512	NL NETHERLANDS	539,015	14,189,928	5,148,591	78,061,350
513	FR FRANCE	1,142,816	20,205,532	4,421,989	89,779,993
514	DE GERMANY, FED. REP. OF	2,951,050	46,341,292	19,424,676	304,977,305
515	AT AUSTRIA	147,895	2,877,611	937,365	71,772,866
516	BE BELGIUM	1,367,243	17,300,739	2,558,349	35,159,533
517	CH SWITZERLAND	954,900	5,827,701	4,543,434	35,375,216
518	LU LUXEMBOURG	3,989	4,534,153	61,689	1,469,308
520	MC MONACO	280	280	975	975
521	DK DENMARK	34,139	585,721	775,340	4,777,823
522	NO NORWAY	88,659	2,320,624	660,030	50,681,397
523	SE SWEDEN	259,860	9,926,012	1,453,104	19,120,577
524	FI FINLAND	161,226	6,231,889	2,105,859	16,084,555
525	IE IRELAND	22,502	296,755	63,404	5,917,066
526	IT ITALY	5,639,719	29,573,331	13,445,001	101,192,994
527	ES SPAIN	405,376	5,577,887	1,360,814	24,866,156
528	PT PORTUGAL	18,772	236,920	120,278	3,009,702
529	IS ICELAND	0	300	0	4,774
531	GR GREECE	760,022	3,271,784	1,651,276	8,970,015
532	VA VATICAN CITY STATE	0	59	0	1,844
533	AD ANDORRA	0	49,778	0	153,751
534	LI LIECHTENSTEIN	0	708	0	25,276
539	OE OTHER WEST EUROPE	0	134	0	2,028

K3. IMPOR KAWASAN BERIKAT / BOUND ZONE IMPORT
MENURUT NEGARA ASAL / BY COUNTRY OF ORIGIN
**** DESEMBER / DECEMBER 2010 ****

Kode Code	Negara Asal Country of Origin	Berat Bersih / Net Weight (Kg)		Nilai CIF / CIF Value (US\$)	
		Bulan ini Current month	Kumulatif Cum. Jan to date	Bulan ini Current month	Kumulatif Cum. Jan to date
540	CD DEMOCRATIC REP. OF THE CONGO	179,177	1,701,602	408,693	4,765,060
542	HU HUNGARY	27,319	359,028	435,416	6,228,235
543	PL POLAND	128,534	1,827,258	986,495	7,015,008
544	RO ROMANIA	63	1,272,601	1,321	2,330,456
545	BG BULGARIA	22,213	682,018	130,766	3,122,394
547	YU SERBIA	0	846	0	52,454
548	AL ALBANIA	0	8,225	0	245,000
549	AM ARMENIA	0	15,551	0	35,745
550	AZ AZERBAIJAN	0	297,766	0	634,923
553	KG KYRGYZSTAN	18,317	114,660	72,468	231,106
555	TJ TAJIKISTAN	0	1,076	0	17,716
556	TM TURKMENISTAN	0	1	0	1
557	UA UKRAINE	4,304,954	50,330,382	3,422,998	33,453,645
558	UZ UZBEKISTAN	0	202,039	0	354,105
559	LT LITHUANIA	13	13	756	756
560	LV LATVIA	0	46,779	0	312,106
561	EE ESTONIA	500	1,380	16,000	64,457
562	GE GEORGIA	35	55,012	4,291	78,392
563	HR CROATIA	80,241	552,434	1,158,614	3,769,614
564	BA BOSNIA AND HERZEGOVINA	0	391	0	1,104
565	MT MALTA	0	5,225	0	50,421

K4. IMPOR KAWASAN BERIKAT / BOUND ZONE IMPORT
MENURUT PROPINSI DAN PELABUHAN IMPOR / BY PROVINCE AND PORT OF IMPORTATION
**** DESEMBER / DECEMBER 2010 ****

Kode Code	Propinsi / Pelabuhan Impor Province / Port of Impotation	Berat Bersih / Net Weight (Kg)		Nilai CIF / CIF Value (US\$)	
		Bulan ini Current month	Kumulatif Cum. Jan to date	Bulan ini Current month	Kumulatif Cum. Jan to date
111	IDTPK NANGROE ACEH DARUSSALAM TAPAKTUAN	0 0	17,380 17,380	0 0	182,688 182,688
144	IDBLW SUMATERA UTARA BELAWAN	8,356,135 8,352,312	119,253,092 115,464,921	16,626,923 16,143,777	211,604,445 208,155,692
145	IDTJB TANJUNG BALAI ASAHAN	0	3,752,477	0	1,665,709
166	IDMES MEDAN / POLONIA (U)	3,823	35,694	483,146	1,783,044
225	IDDUM RIAU DUMAI	19,636,670 820	426,795,207 85,702,810	16,639,854 4,683	225,167,726 57,817,231
277	IDBUN BUATAN	19,635,850	341,092,397	16,635,171	167,350,495
248	IDTBK KEPULAUAN RIAU TANJUNG BALAI KARIMUN	7,072,500 2,370,391	1,060,314,877 36,546,238	120,224,980 11,537,824	3,907,058,542 93,654,389
250	IDTAN TANJUNG UBAN	4,702,109	26,981,473	108,687,156	404,202,411
251	IDTPN TANJUNG PINANG	0	14,348,619	0	5,896,931
257	IDBPD BELAKANG PADANG	0	9	0	22,238
258	IDBTU BATU AMPAR	0	385,041,427	0	1,694,846,225
262	IDTNJ KIJANG (U)	0	793	0	2,529
265	IDSKP SEKUPANG	0	84,484,010	0	980,054,792
267	IDKAB KABIL/PANAU	0	512,249,929	0	485,736,461
271	IDBTH HANG NADIM (U)	0	662,379	0	242,642,566
395	IDPJG LAMPUNG PANJANG	28,159,919 28,159,919	185,128,933 185,128,933	24,191,358 24,191,358	118,552,598 118,552,598
431	IDTPP DKI JAKARTA TANJUNG PRIOK	260,550,334 238,936,512	2,720,886,757 2,463,079,595	1,399,157,777 1,063,848,511	14,108,178,404 10,785,131,761
432	IDKLB KALIBARU	17,793,720	217,597,697	3,216,844	47,046,657
433	IDJKT JAKARTA / PASAR IKAN	0	10,001	0	201,687
434	IDCGK SOEKARNO-HATTA (U)	3,808,728	40,135,834	331,205,375	3,269,359,467
435	IDPSB JKT./ POS PASAR BARU	0	123	0	3,721
436	IDHLP HALIM PERDANA KUSUMA (U)	11,374	63,507	887,047	6,435,111
461	IDMRK BANTEN MERAK	219,032,113 38,819,185	585,624,104 146,408,674	139,212,953 22,905,489	367,472,449 102,991,236
473	IDCGD CIGADING	180,212,928	439,215,430	116,307,464	264,481,213
463	IDCBN JAWA BARAT CIREBON/PENGGUNG (U)	1 0	5,024 37	80 0	270,515 921
466	IDBDO HUSEIN SASTRANEGARA	1	1,534	80	95,884
468	IDBND GEDE BAGE-BANDUNG (PTT)	0	3,442	0	168,841
470	IDCRB CIREBON (PTT)	0	11	0	4,869
494	IDTES JAWA TENGAH TANJUNG EMAS	14,682,634 14,663,912	237,403,150 237,256,408	59,775,692 59,464,495	848,702,455 846,594,906
496	IDSRG ACHMAD YANI (U)	17,638	121,962	232,047	1,497,383
497	IDS MR SEMARANG (PTT)	0	6,042	0	29,122
498	IDSOC JEBRES/ADI SUMARMO	1,084	18,738	79,150	581,044
531	IDJOG DI YOGYAKARTA ADI SUCIPTO (U)	198 198	2,426 2,419	3,017 3,017	65,768 65,704
532	IDJOK YOGYAKARTA (PTT)	0	7	0	64

K4. IMPOR KAWASAN BERIKAT / BOUND ZONE IMPORT
MENURUT PROPINSI DAN PELABUHAN IMPOR / BY PROVINCE AND PORT OF IMPORTATION
**** DESEMBER / DECEMBER 2010 ****

Kode Code	Propinsi / Pelabuhan Impor Province / Port of Impotation	Berat Bersih / Net Weight (Kg)		Nilai CIF / CIF Value (US\$)	
		Bulan ini Current month	Kumulatif Cum. Jan to date	Bulan ini Current month	Kumulatif Cum. Jan to date
	JAWA TIMUR	74,758,604	665,918,354	107,640,253	1,000,780,359
563	IDTPE TANJUNG PERAK	74,282,142	659,278,267	97,962,934	866,667,206
565	IDPRO PROBOLINGGO	0	395	0	14,652
567	IDBJU BANYUWANGI	0	2,114,976	0	1,898,775
587	IDSUB JUANDA (U)-SURABAYA	194,081	1,718,676	8,703,478	121,810,031
588	IDSUR SURABAYA (PTT)	282,381	2,806,040	973,841	10,389,695
	BALI	22,053	263,235	1,634,885	22,295,769
613	IDBOA BENOA/LOLOAN	0	16,000	0	48,486
620	IDDPS NGURAH RAI (U)	22,053	247,235	1,634,885	22,247,283
	KALIMANTAN BARAT	0	6,523	0	9,929
714	IDPON PONTIANAK	0	6,523	0	9,929
	KALIMANTAN SELATAN	383,677	383,677	1,477,442	1,477,442
771	IDBAN BANJARMASIN	21,974	21,974	140,000	140,000
773	IDKTB KOTABARU	361,703	361,703	1,337,442	1,337,442
	KALIMANTAN TIMUR	34	24,337	9,852	139,985
803	IDBPP BALIKPAPAN	9	23,726	1,679	89,492
814	IDBPN SEPINGGAN (U)	25	611	8,173	50,493
	SULAWESI UTARA	0	452,586	0	880,901
835	IDBIT BITUNG	0	444,392	0	853,533
843	IDMDC SAM RATULANGI (U)	0	8,194	0	27,368
	SULAWESI SELATAN	0	6,468,223	0	3,362,241
893	IDUJU UJUNG Pandang	0	6,468,223	0	3,362,241
	TOTAL IMPOR	632,654,872	6,008,947,885	1,886,595,066	20,816,202,216

DATA

MENCERDASKAN BANGSA



BADAN PUSAT STATISTIK

Jl. dr. Sutomo No. 6-8 Jakarta 10710
Telp. : (021) 3841195, 3842508, 3810291-4, Fax. : (021) 3857046
Homepage : <http://www.bps.go.id> E-mail : bpsdq@bps.go.id

