



Katalog BPS: 8202006

**BULETIN**  
**STATISTIK PERDAGANGAN LUAR NEGERI**  
*FOREIGN TRADE STATISTICAL BULLETIN*

**IMPOR/IMPORTS**

November 2010  
*November*



## KATA PENGANTAR

Publikasi Statistik Impor November 2010 merupakan kelanjutan dari publikasi sebelumnya yang diterbitkan secara bulanan oleh Badan Pusat Statistik Republik Indonesia (BPS-RI). Data yang disajikan dalam publikasi ini, mencakup :

- A. Impor menurut Golongan Barang HS, Golongan Barang SITC, Komoditi (HS), Negara Asal, Pelabuhan Impor, Negara Asal dan Lima Golongan Barang Utama SITC 3 digit, Komoditi tertentu dan Negara Asal Utama
- B. Impor Kawasan Berikat menurut Golongan Barang HS 2 digit, Golongan Barang SITC, Negara Asal, Provinsi dan Pelabuhan Impor

Ucapan terima kasih dan penghargaan yang setinggi-tingginya disampaikan kepada Direktorat Jenderal Bea dan Cukai, Kementerian Keuangan dan Bank Indonesia yang telah secara teratur dan berkesinambungan mengirimkan dokumen PIB, serta PT. Pertamina yang telah memberikan data impor minyak dan gas secara rutin. Selanjutnya, kepada semua pihak yang juga telah membantu BPS-RI sehingga memungkinkan diterbitkannya publikasi ini diucapkan terima kasih.

Akhirnya, kami mengharapkan semoga publikasi ini bermanfaat bagi pengguna data.

Jakarta, Februari 2011  
Badan Pusat Statistik  
Kepala,

Dr. RUSMAN HERIAWAN  
NIP. 195111041974031001

## FOREWORD

The monthly publication of import statistics, is a sequential issue from the preceding publication which developed by The BPS-Statistics of the Republic of Indonesia. This Publication covered:

- A. Import by HS Commodity Groups, SITC Commodity Groups, Commodity (HS), Country of Origin, Port of Importation, Country of Origin and Five Major SITC Commodity Group, Certain Commodities import by Main Country of Origin
- B. Bonded Zone import by Commodity 2 Digits HS, by SITC Commodity Group, Country of Origin, by Province and port of Importation

Deeply gratitude and the highest appreciation are due to the Directorate General of Custom, Ministry of Finance and Bank of Indonesia of their contribution of regularly in sending documents, and also to PT. Pertamina for the best cooperation in supporting data of oil and gas so that BPS published this edition successfully.

Finally, it is hoped that this publication would be useful for users.

Jakarta, February 2011  
BPS-Statistics Indonesia

Dr. RUSMAN HERIAWAN  
Director General

## PENJELASAN

### 1. DAERAH PENCATATAN

Daerah pencatatan statistik dalam publikasi ini meliputi seluruh wilayah Republik Indonesia.

### 2. SUMBER DOKUMEN

Statistik dikumpulkan berdasarkan dokumen impor (Pemberitahuan Impor Barang (PIB - BC 2.0) dan Pemberitahuan Pengangkutan Barang Impor (PPBI – BC 2.3) yang diisi oleh importir. Dokumen PIB - BC 2.0 dan PPBI - BC 2.3 diterima dari Bea dan Cukai dan berlaku sejak April 1997 berdasarkan Surat Keputusan Menteri Keuangan nomor 101/KMK.05/1997 tanggal 10 Maret 1997.

### 3. SISTEM PERDAGANGAN

Sistem pencatatan Statistik Perdagangan Luar Negeri mempergunakan Sistem Perdagangan Umum (*the General Trade System*) atau dengan Sistem Perdagangan Khusus (*the Special Trade System*). Dalam Sistem Perdagangan Umum, Kawasan Berikat dianggap sebagai "dalam negeri", sedangkan dalam Sistem Perdagangan Khusus, dianggap sebagai "luar negeri". Sejak Januari 2008, sistem pencatatan Statistik Impor menggunakan Sistem Perdagangan Umum.

### 4. RUANG LINGKUP

Pencatatan Statistik Impor meliputi seluruh barang-barang yang masuk ke wilayah Indonesia.

### 5. KASUS KHUSUS

Sebagian impor kapal laut dan pesawat beserta suku cadangnya termasuk dalam Statistik Impor.

Barang-barang luar negeri yang diolah atau diperbaiki didalam negeri tetap dicatat sebagai barang impor, meskipun setelah barang tersebut selesai diproses akan kembali ke luar negeri (*re-ekspor*).

Barang-barang di bawah ini tidak termasuk di dalam Statistik Impor:

- a. Pakaian dan barang-barang perhiasan penumpang.
- b. Barang-barang penumpang untuk dipakai sendiri, kecuali lemari es, pesawat TV dan sebagainya.
- c. Barang-barang yang diimpor untuk keperluan perwakilan (kedutaan) suatu negara.
- d. Barang-barang untuk ekspedisi dan ekshibisi/pameran.
- e. Sebagian barang-barang yang langsung diimpor oleh angkatan bersenjata.
- f. Pembungkus/peti kemas.
- g. Uang dan surat-surat berharga.
- h. Barang-barang sebagai contoh.

### 6. SISTEM PENGOLAHAN

Data dalam publikasi ini mencakup dokumen PIB selama November 2010 yang diterima oleh Badan Pusat Statistik sampai akhir Desember 2010. Sistem pengolahan menggunakan *Carry Over*. Dengan metode ini dokumen-dokumen dari Bea dan Cukai ditunggu selama satu bulan setelah bulan berjalan. Dokumen-dokumen yang datang terlambat akan dimasukkan dalam bulan pengolahan berikutnya.

#### **7. KLASIFIKASI JENIS BARANG**

Penggolongan barang yang digunakan di dalam statistik impor adalah klasifikasi Barang Impor yang berdasarkan pada Buku Tarif Bea Masuk Indonesia 2007 (BTBMI 2007) yang mengacu pada amandemen keempat dari World Customs Organization (WCO) sebagai lembaga Internasional yang menyusun klasifikasi Harmonized System (HS). Disamping menggunakan HS sebagai klasifikasi jenis barang, juga digunakan Standard International Trade Classification (SITC) Revisi 4.

#### **8. PERIODE REFERENSI**

Periode penentuan impor adalah tanggal penyelesaian dokumen oleh pejabat-pejabat Bea dan Cukai yang terdapat dalam dokumen impor.

#### **9. NILAI BARANG**

Nilai barang dinyatakan dalam nilai CIF (US\$) dan nilai Kurs November 2010 yang digunakan adalah US\$ 1 = Rp. 8.928,-

#### **10. SATUAN BARANG**

Berat barang impor adalah berat bersih dan dinyatakan dalam Kg.

#### **11. NEGARA ASAL**

Negara asal adalah negara dimana barang-barang tersebut dihasilkan yang dokumennya setelah diperiksa oleh pejabat Bea dan Cukai dan dinyatakan sesuai dengan peraturan yang berlaku.

## EXPLANATORY NOTES

### 1. AREA RECORDINGS

The statistical recording area in this publication covers the entire territory of the Republic of Indonesia.

### 2. SOURCE OF DOCUMENTS

Statistics are compiled based on Import Declaration Form (Pemberitahuan Impor Barang (PIB-BC 2.0) or Pemberitahuan Pengangkutan Barang Impor (PPBI-BC 2.3)) of Import documents that are filled by importers. The PIB documents received from Customs and Excise, prevailing on April 1, 1997, based on Minister of Finance Decree No. 101/KMK.05/1997, March 10, 1997.

### 3. TRADE SYSTEM

The systems of recording Foreign Trade Statistics apply the General Trade System or the Special Trade System. In the General Trade System, the Bonded Zone is regarded as "*Domestic*", while in the Special Trade System; the Bonded Zone is regarded as "*Abroad*". Since January 2008, the systems of recording import Statistics have applied the General Trade System.

### 4. COVERAGE

The recording Import Statistics covers all goods entering the Indonesian territory.

### 5. PARTICULAR CASES

5.1 Part of importation of sea vessels and airplanes and their spare parts are included in the Import Statistics.

5.2 Overseas goods which are processed or modified in Indonesian Country are recorded as importation, although after the goods finish process will return to abroad (re-exports).

5.3 The goods here under are not included in the Import Statistics:

- a. Clothes and jewelry of passengers.
- b. Luggage of passengers of own use, except refrigerators, television sets, etc.
- c. Goods imported for the use of foreign countries representations (embassies).
- d. Goods for expeditions and exhibition shows.
- e. A part of the goods directly imported by armed forces.
- f. Packing's containers to be refilled.
- g. Bank notes and securities.
- h. Sample goods.

### 6. PROCESSING SYSTEM

The data in this publication covers documents of November 2010 were received by the BPS to the end of December, 2010. The documents are processed using a carry over system. The deadline for the acceptance of documents of a certain month is one month after the reference period, which means the end of the following month. The documents accepted after the deadline is considered as the document of the following month.

**7. COMMODITY CLASSIFICATION**

The classification of goods in this publication applies the 2007 Indonesia's Tariff Classification, based on fourth amendment from World Customs Organization (WCO) as an International Organization who arranged the Classification of Harmonized System (HS). Besides applying the HS, the Standard International Trade Classification (SITC) Revised 4 is also applied in the classification of goods.

**8. REFERENCE PERIOD**

The period of import determination is the date of settlement/completion by the Customs and Excise Officials as stated in the Import documents.

**9. COMMODITY VALUATION**

The values recorded, are the CIF value (US\$). The exchange rate use for November 2010, US\$ 1 = Rp. 8.928,-

**10. UNIT OF COMMODITY**

The net weight imported of goods are present to Kg.

**11. COUNTRY OF ORIGIN**

Country of origin is the country in which the goods have been produced, after being verified by Customs and Excise Officials, pursuant to the prevailing regulations

## DAFTAR ISI/CONTENTS

		Halaman/ <i>Page</i>
KATA PENGANTAR/ <i>FOREWORD</i> .....		iii-iv
PENJELASAN/ <i>EXPLANATORY NOTES</i> .....		v-viii
DAFTAR ISI/ <i>CONTENTS</i> .....		Ix
RINGKASAN/ <i>SUMMARY</i> .....		xi-xix
Tabel/ <i>Table</i>	I-1. Import Menurut Golongan Barang HS/ <i>Import by HS Commodity Groups</i> Menurut 21 Golongan Barang HS/ <i>By 21 HS Commodity Groups</i> .....	1
	Menurut Golongan Barang 2 Dijiit HS/ <i>By Commodity Groups 2 Digit Code HS</i> .....	2
	Menurut 40 Golongan Barang HS Terbesar/ <i>By 40 Biggest Commodities 10 Digit HS Code</i> .....	3
Tabel/ <i>Table</i>	I-2. Impor Menurut Golongan Barang SITC/ <i>Import by SITC Commodity Groups</i> .....	4-8
Tabel/ <i>Table</i>	I-3. Impor Menurut Komoditi (HS)/ <i>Import by Commodity (HS)</i> .....	9-110
Tabel/ <i>Table</i>	I-4. Impor Menurut Negara Asal/ <i>Import by Country of Origin</i> .....	111-113
Tabel/ <i>Table</i>	I-5. Impor Menurut Pelabuhan Impor/ <i>Import by Port of Importation</i> .....	114-116
Tabel/ <i>Table</i>	I-6 Impor Menurut Negara Asal dan Lima Golongan Barang (SITC) Utama/ <i>Import by Country of Origin and Five Major SITC Commodity Group</i> .....	117-152
Tabel/ <i>Table</i>	I-7 Impor Komoditi Tertentu Menurut Negara Asal Utama/ <i>Certain Commodities Import by Main Country of Origin</i> .....	153-157
Tabel/ <i>Table</i>	K1 Import Kawasan Berikat Menurut Golongan Barang 2 Dijiit HS/ <i>Bonded Zone Import by Commodity 2 Digits HS</i> .....	158-159
Tabel/ <i>Table</i>	K2 Impor Kawasan Berikat Menurut Golongan Barang SITC/ <i>Bonded Zone Import by SITC Commodity Group</i> .....	160-165
Tabel/ <i>Table</i>	K3 Impor Kawasan Berikat Menurut Negara Asal/ <i>Bonded Zone Import by Country of Origin</i> .....	166-169
Tabel/ <i>Table</i>	K4 Impor Kawasan Berikat Menurut Provinsi dan Pelabuhan Impor/ <i>Bonded Zone Import by Province and Port of Importation</i> .....	170-171



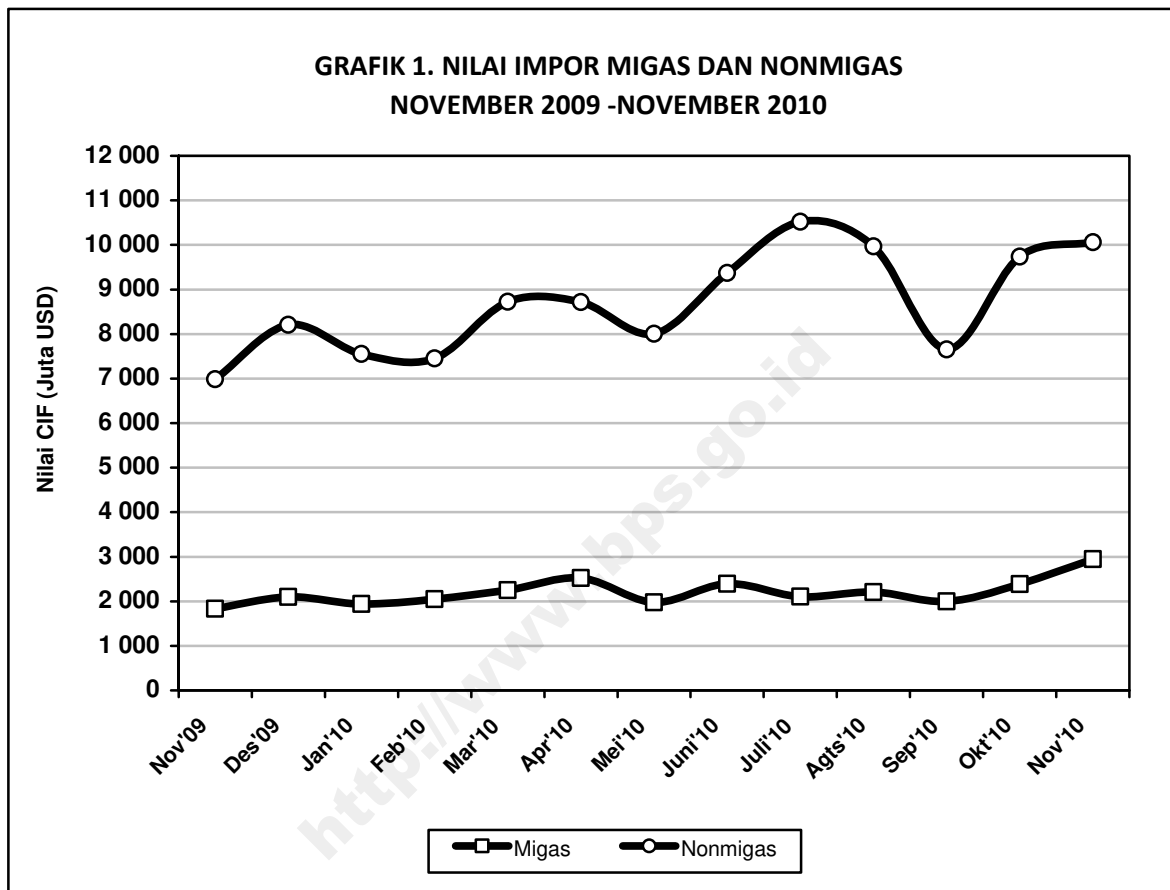
## RINGKASAN

Pada November 2010 nilai impor mencapai USD13.007,6 juta yang terdiri dari impor melalui Kawasan Berikat sebesar USD1.887,4 juta (14,51 persen) dan di Luar Kawasan Berikat sebesar USD11.120,2 juta (85,49 persen). Nilai impor migas Indonesia mencapai USD2.946,9 juta atau 22,66 persen dari total impor Indonesia. Sedangkan nilai impor nonmigas Indonesia mencapai USD10.060,7 juta dan memberikan peranan sebesar 77,34 persen terhadap total impor Indonesia.

**TABEL 1. IMPOR MIGAS DAN NONMIGAS  
NOVEMBER 2009 – NOVEMBER 2010**

Tahun/Bulan	Migas		Nonmigas		Total	
	Indonesia	Kawasan Berikat	Indonesia	Kawasan Berikat	Indonesia	Kawasan Berikat
<b>Nilai CIF (Juta USD)</b>						
<b>2009</b>						
November	1 830,9	4,0	6 983,8	1 563,1	8 814,7	1 567,1
Desember	2 095,5	6,3	8 204,4	1 543,5	10 299,9	1 549,8
<b>2010</b>						
Januari	1 936,9	0,9	7 553,6	1 542,2	9 490,5	1 543,1
Februari	2 045,4	14,0	7 452,7	1 599,4	9 498,1	1 613,4
Maret	2 252,0	13,7	8 720,6	1 730,7	10 972,6	1 744,4
April	2 523,0	1,6	8 712,8	1 691,0	11 235,8	1 692,6
Mei	1 976,6	1,5	8 003,8	1 819,1	9 980,4	1 820,6
Juni	2 389,5	2,0	9 370,5	2 027,7	11 760,0	2 029,7
Juli	2 107,9	1,4	10 518,0	1 675,3	12 625,9	1 676,7
Agustus	2 206,8	8,2	9 964,8	1 546,1	12 171,6	1 554,3
September	2 000,2	3,9	7 653,9	1 579,6	9 654,1	1 583,5
Oktober	2 384,4	35,2	9 735,6	1 748,7	12 120,0	1 783,9
November	2 946,9	28,0	10 060,7	1 859,4	13 007,6	1 887,4
<b>Peranan Terhadap Total Impor (%)</b>						
<b>2009</b>						
November	20,77	0,26	79,23	99,74	100,00	100,00
Desember	20,34	0,41	79,66	99,59	100,00	100,00
<b>2010</b>						
Januari	20,41	0,06	79,59	99,94	100,00	100,00
Februari	21,53	0,87	78,47	99,13	100,00	100,00
Maret	20,52	0,79	79,48	99,21	100,00	100,00
April	22,46	0,09	77,54	99,91	100,00	100,00
Mei	19,80	0,08	80,20	99,92	100,00	100,00
Juni	20,32	0,10	79,68	99,90	100,00	100,00
Juli	16,70	0,08	83,30	99,92	100,00	100,00
Agustus	18,13	0,53	81,87	99,47	100,00	100,00
September	20,72	0,25	79,28	99,75	100,00	100,00
Oktober	19,67	1,97	80,33	98,03	100,00	100,00
November	22,66	1,48	77,34	98,52	100,00	100,00

Dari total nilai impor migas Indonesia, impor melalui Kawasan Berikat hanya sebesar USD28,0 juta atau 0,95 persen, sedangkan sisanya sebanyak USD2.918,9 juta (99,05 persen) di Luar Kawasan Berikat. Sementara itu, nilai impor nonmigas di Luar Kawasan Berikat mencapai USD8.201,3 juta atau 81,52 persen dan yang melalui Kawasan Berikat sebesar USD1.859,4 juta (18,48 persen).



Dilihat dari peranannya, selama tiga belas bulan terakhir impor migas memberikan kontribusi rata-rata 20,31 persen per bulan dan impor nonmigas sebesar 79,69 persen per bulan. Sementara itu, pada November 2010 peranan impor migas mencapai 22,66 persen yang berarti angka tersebut berada di atas rata-rata. Sebaliknya peranan impor nonmigas berada di bawah rata-rata yaitu 77,34 persen.

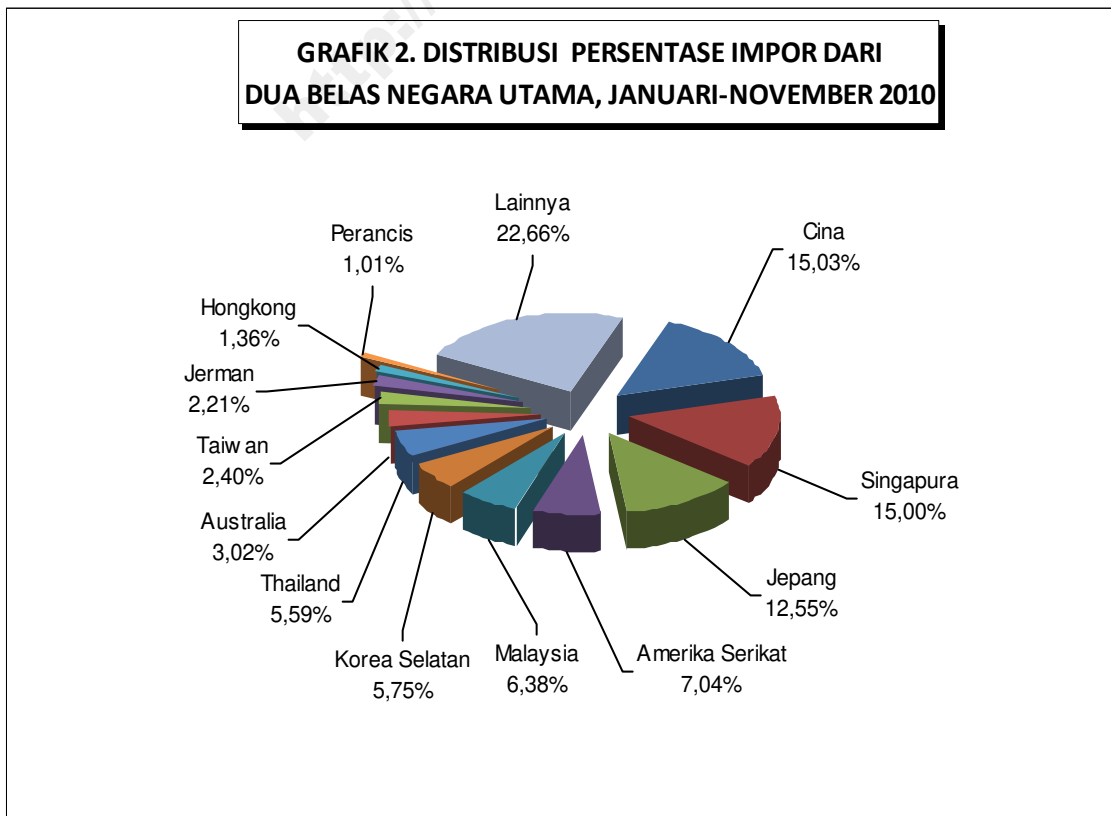
Dengan diterapkannya Sistem Perdagangan Umum (*General Trade System*) dalam pencatatan statistik impor, secara keseluruhan nilai impor barang yang tercatat mengalami kenaikan yang nyata (signifikan).

**TABEL 2. PERKEMBANGAN IMPOR MIGAS DAN NONMIGAS  
JANUARI-NOVEMBER, 2006-2010**

Bulan/ Tahun	Nilai(JutaUSD)			Peranan (%)			
	Migas	Nonmigas	Total	Migas	Nonmigas	Total	
<b>Jan-Nov:</b>							
<b>SPK:</b>	2006	17 595,7	38 501,3	56 097,0	31,37	68,63	100,00
	2007	19 515,1	48 120,5	67 635,6	28,85	71,15	100,00
<b>SPU:</b>	2008	29 538,5	91 963,2	121 501,7	24,31	75,69	100,00
	2009	16 885,2	69 644,1	86 529,3	19,51	80,49	100,00
	2010	24 769,6	97 747,0	122 516,6	20,22	79,78	100,00

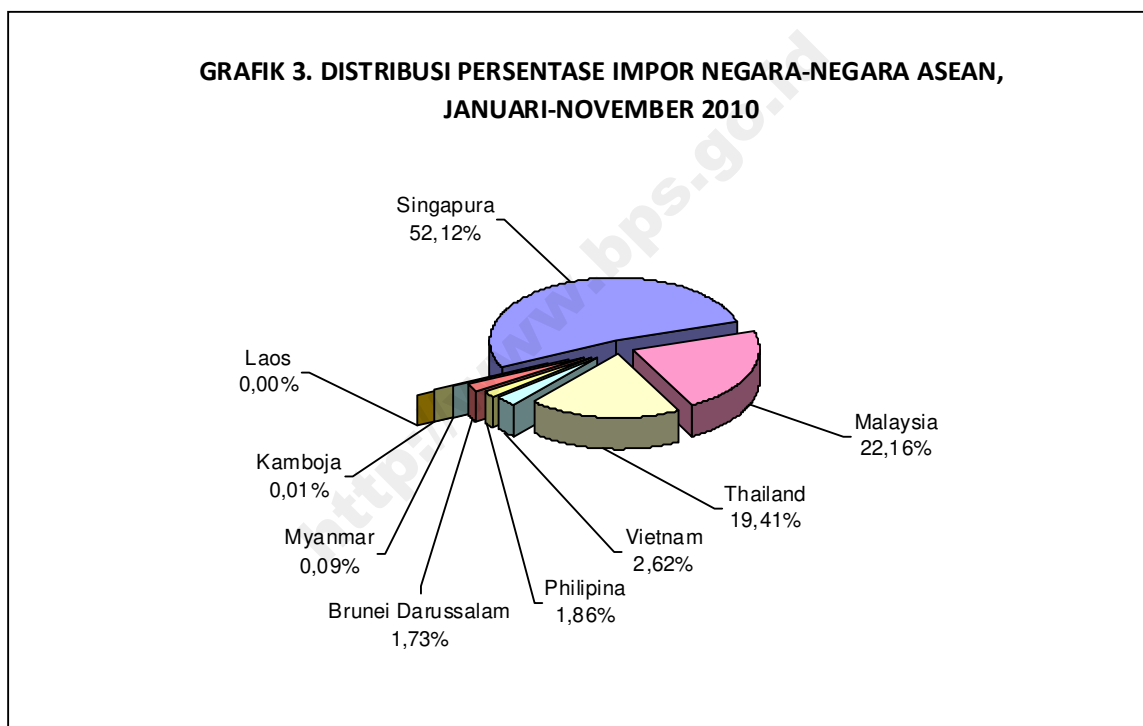
Keterangan : SPK = Sistem Perdagangan Khusus  
SPU = Sistem Perdagangan Umum

Impor migas Januari-November 2010 sebesar USD24.769,6 juta atau meningkat 46,69 persen jika dibandingkan impor migas periode yang sama tahun sebelumnya. Demikian halnya dengan impor nonmigas Januari-November 2010 yaitu sebesar USD97.747,0 juta atau meningkat sebesar 40,35 persen dibanding impor nonmigas Januari-November 2009 yang sebesar USD69.644,1 juta. Dilihat dari nilainya, selama Januari-November periode 2006-2010 di dominasi oleh impor nonmigas dengan rata-rata peranan sebesar 75,15 persen per tahun. Dengan demikian dapat disimpulkan bahwa perekonomian Indonesia selama ini masih bertumpu pada impor sektor nonmigas.



Dari keseluruhan nilai impor pada Januari-November 2010, 77,34 persen berasal dari dua belas negara utama. Cina menempati posisi pertama, yaitu 15,03 persen dari total impor Indonesia, diikuti oleh Singapura (15,00 persen), Jepang (12,55 persen), Amerika Serikat (7,04 persen), Malaysia (6,38 persen), Korea Selatan (5,75 persen), Thailand (5,59 persen), Australia (3,02 persen), Taiwan (2,40 persen), Jerman (2,21 persen), Hongkong (1,36 persen), dan Perancis (1,01 persen).

Impor terbesar pada Januari-November 2010 berasal dari kelompok sembilan negara APEC Lainnya yakni mencapai 40,92 persen atau sebesar USD50.129,0 juta. Kelompok negara ASEAN berada di urutan berikutnya dengan peranan sebesar 28,79 persen (USD35.275,2 juta), kemudian diikuti kelompok negara NAFTA sebesar 7,97 persen (USD9.767,3 juta), kelompok negara Uni Eropa 7,33 persen (USD8.979,4 juta), sedangkan kelompok negara lainnya menyumbang 14,99 persen (USD18.365,7 juta).



Jika dilihat impor Indonesia dari kelompok ASEAN, selama Januari-November 2010 peranan impor yang paling tinggi adalah dari *Singapura* dengan peranan sebesar 52,12 persen dari total impor ASEAN. *Malaysia* menempati urutan kedua sebesar 22,16 persen, diikuti oleh *Thailand* (19,41 persen), *Vietnam* (2,62 persen), *Philipina* (1,86 persen), *Brunei Darussalam* (1,73 persen), sementara peranan impor dari *Myanmar*, *Kamboja* dan *Laos* masih di bawah satu persen.

Dari kelompok negara Uni Eropa, selama Januari-November 2010 peranan impor yang paling tinggi adalah dari *Jerman* dengan peranan sebesar 30,18 persen dari total impor Uni Eropa. *Perancis* menempati urutan kedua dengan peranan 13,74 persen, diikuti oleh *Inggris* (9,62 persen),

*Italia* (9,07 persen), dan *Swedia* (7,40 persen).

TABEL 3. NILAI DAN PERANAN IMPOR  
DARI KELOMPOK NEGARA ASEAN, NAFTA, DAN UNI EROPA  
JANUARI-NOVEMBER, 2009 DAN 2010

KELOMPOK NEGARA	Januari-November 2009		Januari-November 2010		Perubahan Jan-Nov'10 thd Jan-Nov'09 (%)
	Nilai (Juta USD)	Peranan (%)	Nilai (Juta USD)	Peranan (%)	
<b>APEC</b>					
ASEAN	24 940,0	28,82	35 275,2	28,79	41,44
Thailand	4 140,7	4,79	6 846,4	5,59	65,34
Singapura	14 033,8	16,22	18 383,6	15,01	31,00
Philipina	474,8	0,55	657,3	0,54	38,44
Malaysia	5 081,1	5,87	7 818,2	6,38	53,87
Myanmar	28,9	0,03	29,6	0,02	2,42
Kamboja	3,2	0,00	4,2	0,00	31,25
Brunei Darussalam	590,7	0,68	611,3	0,50	3,49
Laos	0,4	0,00	0,3	0,00	-25,00
Vietnam	586,4	0,68	924,3	0,75	57,62
NAFTA	7 076,4	8,18	9 767,3	7,97	38,03
Amerika Serikat	5 987,9	6,92	8 626,1	7,04	44,06
Kanada	961,8	1,11	964,3	0,79	0,26
Meksiko	126,7	0,15	176,9	0,14	39,62
NEGARA APEC LAINNYA	33 016,7	38,16	50 129,0	40,92	51,83
Jepang	8 775,3	10,14	15 374,9	12,55	75,21
Hongkong	1 559,5	1,80	1 670,8	1,36	7,14
Korea Selatan	4 379,2	5,06	7 039,2	5,74	60,74
Taiwan	2 105,9	2,44	2 936,9	2,40	39,46
Cina	12 461,4	14,40	18 412,5	15,03	47,76
Papua New Guinea	39,2	0,05	22,4	0,02	-42,86
Australia	3 028,6	3,50	3 696,5	3,02	22,05
Selandia Baru	504,4	0,58	673,5	0,55	33,52
Chili	163,2	0,19	302,3	0,25	85,23
UNI EROPA	7 831,4	9,05	8 979,4	7,33	14,66
Jerman	2 140,2	2,47	2 710,3	2,21	26,64
Perancis	1 449,1	1,67	1 233,6	1,01	-14,87
Inggris	777,0	0,90	864,2	0,71	11,22
Italia	648,3	0,75	814,6	0,66	25,65
Swedia	662,0	0,76	664,7	0,54	0,41
Belanda	491,9	0,57	619,6	0,51	25,96
Belgia	395,9	0,46	520,2	0,42	31,40
Finlandia	210,4	0,24	332,0	0,27	57,79
Spanyol	229,7	0,27	280,8	0,23	22,25
Austria	230,2	0,27	269,4	0,22	17,03
Denmark	105,9	0,12	158,3	0,13	49,48
Hungaria	100,6	0,12	135,8	0,11	34,99
Irlandia	160,8	0,19	95,0	0,08	-40,92
Yunani	29,0	0,03	55,7	0,05	92,07
Cheska	40,5	0,05	48,2	0,04	19,01
Uni Eropa Lainnya	159,9	0,18	177,0	0,14	10,69
<b>LAINNYA</b>	<b>13 664,8</b>	<b>15,79</b>	<b>18 365,7</b>	<b>14,99</b>	<b>34,40</b>

TOTAL IMPOR	86 529,3	100,00	122 516,6	100,00	41,59
-------------	----------	--------	-----------	--------	-------

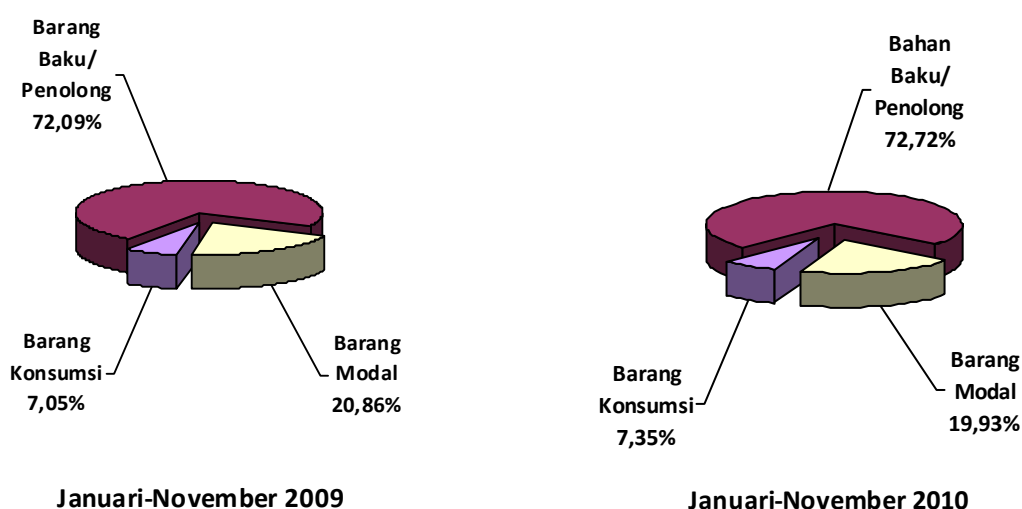
TABEL 4. IMPOR MENURUT GOLONGAN PENGGUNAAN BARANG  
JANUARI – NOVEMBER, 2006-2010

Bulan/ Tahun	Nilai (Juta USD)				Peranan (%)			
	Barang Konsumsi	Bahan Baku/ Penolong	Barang Modal	Total	Barang Konsumsi	Bahan Baku/ Penolong	Barang Modal	Total
<b>Jan-Nov :</b>								
SPK : 2006	4 363,6	43 384,9	8 348,5	56 097,0	7,78	77,34	14,88	100,00
2007	5 977,8	51 403,6	10 254,2	67 635,6	8,84	76,00	15,16	100,00
SPU : 2008	7 857,6	94 240,1	19 404,0	121 501,7	6,47	77,56	15,97	100,00
2009	6 098,9	62 382,7	18 047,7	86 529,3	7,05	72,09	20,86	100,00
2010	8 997,3	89 098,1	24 421,2	122 516,6	7,35	72,72	19,93	100,00

Keterangan : SPK = Sistem Perdagangan Khusus  
SPU = Sistem Perdagangan Umum

Rata-rata nilai impor Januari-November periode 2006-2010 adalah sebesar USD90.856,0 juta dengan rata-rata nilai impor barang konsumsi dan peranannya USD6.659,0 juta (7,50 persen), impor *bahan baku/penolong* sebesar USD68.101,9 juta (75,14 persen), dan impor *barang modal* sebesar USD16.095,1 juta (17,36 persen). Jika dibandingkan Januari-November 2009, maka nilai impor semua golongan barang periode yang sama pada 2010 mengalami peningkatan yang cukup tinggi. Peningkatan tertinggi terjadi pada kelompok *barang konsumsi* yaitu sebesar 47,52 persen. Sementara itu, impor kelompok *bahan baku/penolong* dan *barang konsumsi* meningkat masing-masing sebesar 42,83 persen dan 35,31 persen.

**GRAFIK 4. PERSENTASE NILAI IMPOR INDONESIA  
MENURUT GOLONGAN PENGGUNAAN BARANG  
JANUARI-NOVEMBER, 2009 DAN 2010**



Dilihat dari peranannya selama Januari-November periode 2006-2010, rata-rata peranan tertinggi diberikan oleh impor *bahan baku/penolong* yaitu 75,14 persen, diikuti oleh rata-rata impor *barang modal* sebesar 17,36 persen dan rata-rata impor *barang konsumsi* sebesar 7,50 persen. Sementara itu, peran *barang konsumsi* yang tertinggi dicapai di tahun 2007 yaitu sebesar 8,84 persen. Golongan *bahan baku/penolong* memberikan peranan tertinggi di tahun 2008 sebesar 77,56 persen, sedangkan golongan *barang modal* peran tertingginya dicapai pada tahun 2009 sebesar 20,86 persen.

Jika dibandingkan dengan periode yang sama tahun sebelumnya, peranan nilai impor *barang konsumsi* dan *bahan baku/penolong* terhadap keseluruhan nilai impor pada Januari-November 2010 mengalami peningkatan masing-masing dari 7,05 persen menjadi 7,35 persen (naik 0,30 poin) dan dari 72,09 persen menjadi 72,72 persen (naik 0,63 poin). Sebaliknya impor *barang modal* menurun dari 20,86 persen menjadi 19,93 persen (turun 0,93 poin).

Menurut golongan barang SITC (*Standard International Trade Classification*) 1 dijit, kelompok barang utama impor selama Januari-November 2010 adalah kelompok *mesin dan alat angkutan* dengan nilai sebesar USD44.073,1 juta dan memberikan peran sebesar 35,97 persen dari total impor Indonesia. Dilihat dari nilainya, maka nilai impor kelompok ini meningkat sebesar 38,77 persen jika dibandingkan bulan yang sama tahun sebelumnya. Namun, dilihat dari peranan impor kelompok barang ini mengalami penurunan sebesar 0,73 poin yaitu dari 36,70 persen menjadi 35,97 persen.

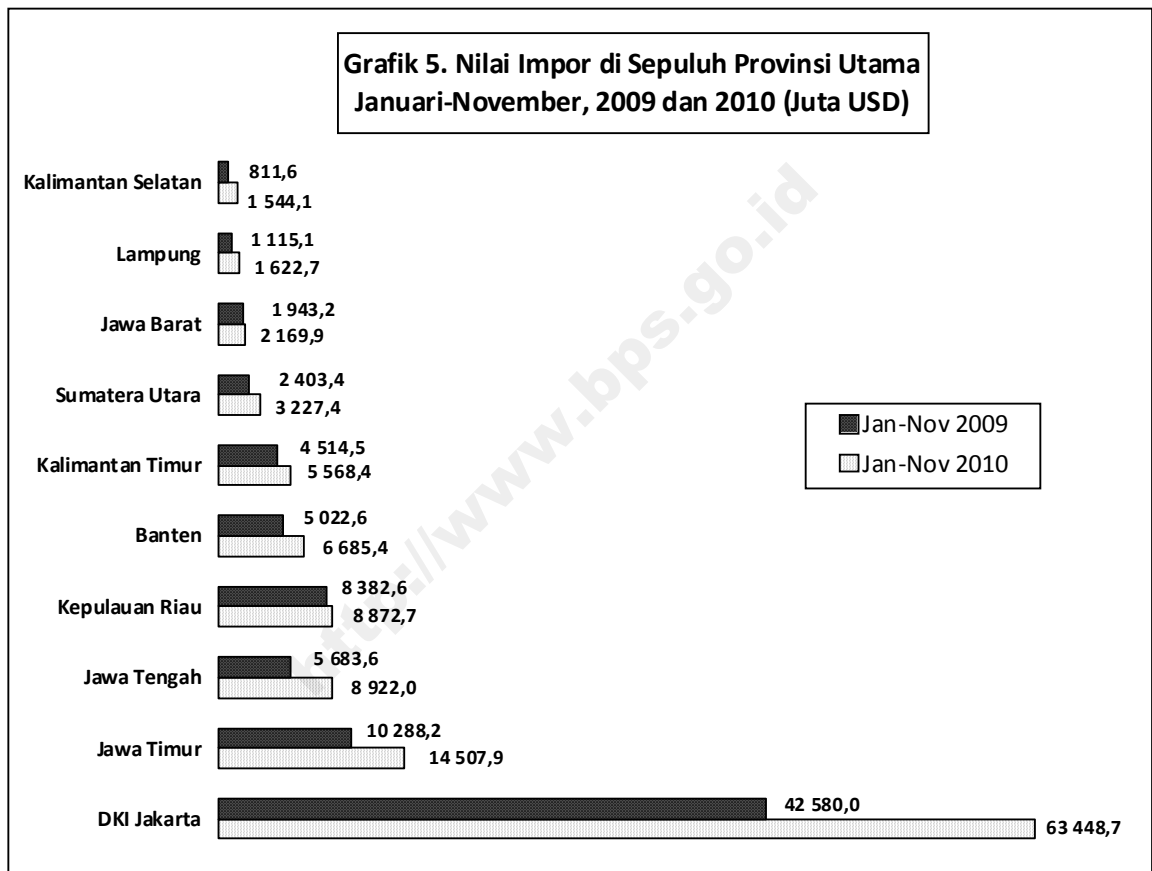
**TABEL 5. IMPOR MENURUT SITC-1 DIJIT  
JANUARI-NOVEMBER, 2009 DAN 2010**

SITC	Januari-November 2009		Januari-November 2010		Perubahan Jan-Nov'10 thd Jan-Nov'09 (%)
	Nilai (Juta USD)	Peranan (%)	Nilai (Juta USD)	Peranan (%)	
0 Bahan Makanan dan Binatang Hidup	6 645,8	7,68	8 477,2	6,92	27,56
1 Minuman dan Tembakau	380,8	0,44	498,6	0,41	30,93
2 Bahan Baku dan Hasil Tambang	4 397,5	5,08	6 537,6	5,34	48,67
3 Minyak dan Bahan Bakar Mineral	16 960,0	19,60	24 855,9	20,29	46,56
4 Minyak Nabati dan Hewani	105,6	0,12	150,3	0,12	42,33
5 Bahan Kimia dan produknya	10 647,5	12,31	15 101,7	12,33	41,83
6 Barang-barang Buatan Pabrik	12 647,4	14,62	18 465,9	15,07	46,01
7 Mesin dan Alat Angkutan	31 760,5	36,70	44 073,1	35,97	38,77
8&9 Lainnya	2 984,2	3,45	4 356,3	3,55	45,98
<b>TOTAL IMPOR</b>	<b>86 529,3</b>	<b>100,00</b>	<b>122 516,6</b>	<b>100,00</b>	<b>41,59</b>

Impor kelompok barang SITC 1 dijit yang terbesar berikutnya adalah *minyak dan bahan bakar mineral* dengan nilai USD24.855,9 juta dengan peran sebesar 20,29 persen, diikuti oleh *barang-barang buatan pabrik* sebesar USD18.465,9 juta (15,07 persen). Selanjutnya yaitu *bahan kimia dan produknya* sebesar USD15.101,7 juta (12,33 persen), *bahan makanan dan binatang hidup* sebesar USD8.477,2 juta (6,92 persen), *bahan baku dan hasil tambang* sebesar USD6.537,6 juta (5,34 persen), *kelompok barang lainnya* sebesar USD4.356,3 juta (3,55 persen), *minuman dan tembakau* sebesar USD498,6 juta (0,41 persen), dan *minyak nabati dan hewani* sebesar USD150,3 juta (0,12 persen).



Selama Januari-November 2010, pelabuhan di DKI Jakarta membongkar barang impor terbesar dibanding dengan pelabuhan di provinsi lain, yaitu sebesar USD63.448,7 juta atau 51,79 persen dari total impor Indonesia. Provinsi dengan impor terbesar kedua adalah Jawa Timur yang mencapai USD14.507,9 juta (11,84 persen), diikuti Jawa Tengah USD8.922,0 juta (7,28 persen), Kepulauan Riau USD8.872,7 juta (7,24 persen), Banten USD6.685,4 juta (5,46 persen), Kalimantan Timur USD5.568,4 juta (4,55 persen), Sumatera Utara USD3.227,4 juta (2,63 persen), dan Jawa Barat sebesar USD2.169,9 juta (1,77 persen). Kemudian nilai impor yang masuk melalui provinsi Lampung dan Kalimantan Selatan masing-masing sebesar US\$1.622,7 juta dan US\$1.544,1 juta. Sementara nilai impor ke provinsi lainnya masih berada di bawah USD1,0 miliar.



Selama Januari-November 2010, sepuluh provinsi utama diatas mengalami peningkatan nilai impor yang cukup besar jika dibandingkan periode yang sama tahun 2009. Dari sepuluh provinsi utama tersebut, dua diantaranya mengalami peningkatan di atas 50 persen, yaitu Kalimantan Selatan sebesar 90,25 persen dan Jawa Tengah sebesar 56,98 persen. Kemudian, lima provinsi berikutnya meningkat antara 25-50 persen yaitu, DKI Jakarta sebesar 49,01 persen, Jawa Timur sebesar 41,01 persen, Lampung sebesar 45,52 persen, Sumatera Utara sebesar 34,28 persen, dan Banten sebesar 33,11 persen. Sementara itu, tiga provinsi lainnya mengalami peningkatan dibawah 25 persen, yaitu Kalimantan Timur sebesar 23,34 persen, Jawa Barat dan Kepulauan Riau masing-masing sebesar 11,67 persen dan 5,85 persen.

**TABEL 6. NILAI DAN PERANAN IMPOR MENURUT PROVINSI\*)**  
**JANUARI-NOVEMBER 2009 DAN 2010**

Provinsi	Januari-November 2009		Januari-November 2010		Perubahan Jan-Nov'10 thd Jan-Nov'09 (%)
	Nilai (Juta USD)	Peranan (%)	Nilai (Juta USD)	Peranan (%)	
Nanggroe Aceh Darussalam	113,3	0,13	31,2	0,03	-72,46
Sumatera Utara	2 403,4	2,78	3 227,4	2,63	34,28
Sumatera Barat	289,6	0,33	668,1	0,55	130,70
Riau	658,5	0,76	961,4	0,79	46,00
Jambi	86,4	0,10	221,5	0,18	156,37
Sumatera Selatan	205,4	0,24	338,3	0,28	64,70
Bengkulu	4,4	0,00	5,8	0,00	31,82
Lampung	1 115,1	1,29	1 622,7	1,32	45,52
Bangka Belitung	53,9	0,06	64,1	0,05	18,92
Kepulauan Riau	8 382,6	9,69	8 872,7	7,24	5,85
DKI Jakarta	42 580,0	49,21	63 448,7	51,79	49,01
Jawa Barat	1 943,2	2,25	2 169,9	1,77	11,67
Jawa Tengah	5 683,6	6,57	8 922,0	7,28	56,98
D I Yogyakarta	0,8	0,00	1,2	0,00	50,00
Jawa Timur	10 288,2	11,89	14 507,9	11,84	41,01
Banten	5 022,6	5,80	6 685,4	5,46	33,11
B a l i	647,4	0,75	861,9	0,70	33,13
Nusa Tenggara Barat	166,8	0,19	281,2	0,23	68,59
Nusa Tenggara Timur	5,0	0,01	41,0	0,03	720,00
Kalimantan Barat	72,9	0,08	137,3	0,11	88,34
Kalimantan Tengah	35,0	0,04	49,0	0,04	40,00
Kalimantan Selatan	811,6	0,94	1 544,1	1,26	90,25
Kalimantan Timur	4 514,5	5,22	5 568,4	4,55	23,34
Sulawesi Utara	17,5	0,02	65,0	0,05	271,43
Sulawesi Tengah	12,9	0,01	13,7	0,02	6,20
Sulawesi Selatan	587,3	0,68	914,5	0,75	55,71
Sulawesi Tenggara	7,7	0,01	1,1	0,00	-85,71
Gorontalo	0,0	0,00	16,6	0,01	---
Maluku	87,3	0,10	297,2	0,24	240,44
Maluku Utara	0,0	0,00	15,3	0,01	---
Papua Barat	0,0	0,00	49,0	0,04	---
Papua	732,4	0,85	913,0	0,75	24,66
<b>TOTAL IMPOR</b>	<b>86 529,3</b>	<b>100,00</b>	<b>122 516,6</b>	<b>100,00</b>	<b>41,59</b>

Keterangan : \*) = melalui pelabuhan bongkar yang terdapat di provinsi

**I-1. IMPOR MENURUT GOLONGAN BARANG HS / IMPORT BY HS COMMODITY GROUPS**  
**A. MENURUT 21 GOLONGAN BARANG (HS) / BY 21 HS COMMODITY GROUP**  
**\*\*\* NOVEMBER / NOVEMBER 2010 \*\*\***

H S	Uraian golongan barang <i>Group description</i>	Berat bersih / <i>Net weight (Kg)</i>		Nilai / <i>Value C.I.F ( U S \$ )</i>	
		Bulan ini <i>Current month</i>	Kumulatif <i>Cum. Jan. to date</i>	Bulan ini <i>Current month</i>	Kumulatif <i>Cum. Jan. to date</i>
I	Live animals; animal product	73,581,150	833,876,804	165,738,415	1,910,813,028
II	Vegetable products	1,079,189,069	10,367,903,053	497,115,549	4,328,724,290
III	Fats, oils, waxes of animal/vegetable	6,603,926	124,973,150	12,044,329	169,605,879
IV	Foodstuffs,beverages,spirits and tobacco	682,635,175	5,859,803,983	424,405,161	4,019,777,766
IX	Wood and its articles,plaiting materials	62,145,662	613,900,342	30,691,100	304,763,964
V	Mineral products	5,291,073,962	46,896,425,980	3,106,075,272	25,885,958,895
VI	Prod. of chemical or allied industries	1,001,495,650	11,376,592,184	1,087,129,201	11,348,238,680
VII	Plastics, rubber and articles there of	254,472,467	2,583,632,364	600,670,970	5,849,396,342
VIII	Raw hides, skins, leather and articles	9,335,222	78,903,439	55,719,117	432,278,196
X	Pulp, paper and articles there of	314,471,615	3,918,683,198	218,588,190	2,481,397,468
XI	Textiles & textile articles	135,438,960	1,395,521,480	601,315,740	5,530,454,958
XII	Footwear, umbrellas, artificial flowers	6,462,031	51,164,101	30,276,883	252,666,295
XIII	Cement, plaster, glass, ceramic products	84,874,160	774,782,455	67,671,633	630,377,832
XIV	Pearls & precious/semiprecious stones	1,071,498	9,973,933	13,459,645	127,336,416
XIX	Arms and amunition; parts & accesories	41,541	314,736	15,971,291	151,816,509
XV	Base metals and articles there of	1,099,174,535	10,200,177,369	1,310,550,351	12,467,483,114
XVI	Machinery,electric,electronic equipments	256,326,207	2,655,570,380	3,264,179,110	32,318,930,566
XVII	Vechiles, aircraft, and vessels	155,575,092	1,877,546,957	1,199,177,655	11,868,277,384
XVIII	Optical,photographic,musical instruments	7,794,690	77,526,791	222,935,963	1,699,224,258
XX	Miscellaneous manufactures articles.	22,827,856	195,496,004	83,695,222	735,959,167
XXI	Works of art,antiques special provisions	63,062	854,148	192,538	3,132,462
	<b>TOTAL IMPORT</b>	<b>10,544,653,530</b>	<b>99,893,622,851</b>	<b>13,007,603,335</b>	<b>122,516,613,469</b>

**I-1. IMPOR MENURUT GOLONGAN BARANG (HS) / IMPORT BY HS COMMODITY GROUPS**  
**B. MENURUT GOLONGAN BARANG 2 DIJIT HS / BY COMMODITY 2 DIGITS HS**  
**\*\*\* NOVEMBER / NOVEMBER 2010 \*\*\***

H S	Uraian golongan barang <i>Group description</i>	Berat bersih / <i>Net weight (Kg)</i>		Nilai / <i>Value C.I.F ( U S \$ )</i>	
		Bulan ini <i>Current month</i>	Kumulatif <i>Cum. Jan. to date</i>	Bulan ini <i>Current month</i>	Kumulatif <i>Cum. Jan. to date</i>
01	Live animals	12,709,288	200,536,618	31,190,504	425,998,898
02	Meat and edible meat offal	11,563,513	127,851,262	34,729,911	363,559,220
03	Fish and crustaceans	25,402,191	194,532,715	22,951,450	187,878,163
04	Dairy products, bird's eggs, natural honey	22,376,841	299,954,889	73,264,264	898,368,389
05	Products of animal origin	1,529,317	11,001,320	3,602,286	35,008,358
06	Live trees and other plants	117,267	632,514	329,746	1,955,371
07	Edible vegetables and certain roots and tubers	54,601,652	599,238,227	38,888,316	389,787,707
08	Edible fruits and nuts	51,785,863	580,846,330	49,013,384	573,205,991
09	Coffee, tea, mate, and spices	4,213,216	66,230,991	5,805,103	78,437,401
10	Cereals	709,399,223	6,022,082,053	264,990,061	1,754,472,233
11	Products of the milling industry; malt, starches	125,374,402	1,314,193,727	51,898,004	514,602,346
12	Oil seeds and oleaginous fruits; grains,seed, and fruits	132,536,233	1,771,876,061	81,656,412	963,258,316
13	Lac; gums; resins and other vegetable saps and extracts	879,769	9,498,071	4,474,287	52,311,214
14	Vegetable plaiting materials; vegetable products	281,444	3,305,079	60,236	693,711
15	Animal or vegetable oils/fats and their cleavage products	6,603,926	124,973,150	12,044,329	169,605,879
16	Preparations of meat/fish/crustaceans/mollucs or other aquatic	329,985	4,411,162	884,926	12,836,844
17	Sugar and sugar confectionery	270,258,734	1,730,526,850	148,693,165	1,048,256,780
18	Cocoa and cocoa preparations	2,369,951	44,011,907	7,975,085	152,927,315
19	Preparations of cereals, flour, starch or milk; pastrycooks'	5,692,204	61,602,057	13,535,408	140,797,577
20	Preparations of vegetables, fruits, nuts or other part of plants	5,576,396	61,033,550	7,169,011	74,173,166
21	Miscellaneous edible preparations	11,071,288	130,293,222	35,650,263	424,884,766
22	Beverages, spirit, and vinegar	6,336,412	74,633,600	5,033,284	59,209,720
23	Residues and waste from the food industries	374,388,854	3,680,221,139	170,304,781	1,665,704,077
24	Tobacco and manufactured tobacco substitutes	6,611,351	73,070,496	35,159,238	440,987,521
25	Salts; sulphur; earths and stone; plastering materials, lime and	828,726,878	7,654,437,495	68,078,597	632,098,130
26	Ores, slag, and ash	298,366,301	2,127,584,878	80,702,159	374,050,335
27	Mineral fuels, mineral oils and products of their distillation	4,163,980,783	37,114,403,607	2,957,294,516	24,879,810,430
28	Inorganic chemicals	261,072,862	2,825,516,922	118,712,808	1,205,785,232
29	Organic chemicals	324,720,857	3,467,504,795	473,685,695	4,812,405,642
30	Pharmaceutical products	1,957,666	20,790,912	41,912,940	439,252,583
31	Fertilizers	295,887,024	3,768,086,836	102,688,001	1,264,347,610
32	Tanning or dyeing extracts	27,358,752	292,803,098	87,921,623	847,860,243
33	Essential oils and resinoids; perfumery, cosmetic or toilet	7,526,900	73,211,323	52,758,459	585,411,172
34	Soap, organic surfasce-active agents, washing, and lubricating	13,469,581	164,296,651	34,450,528	397,070,801
35	Albuminoidal substances; modified starches; glues; enzymes	18,412,115	195,033,892	30,457,064	308,519,631
36	Explosives; pyrotechnic products; matches; certain combustible	1,738,778	15,535,733	7,436,389	80,672,400
37	Photographic and cinematographic goods	1,365,009	12,144,952	7,130,622	66,984,364
38	Miscellaneous chemical products	47,986,106	541,667,070	129,975,072	1,339,929,002
39	Plastics and articles thereof	204,311,142	2,120,294,787	441,163,463	4,340,925,661
40	Rubber and articles thereof	50,161,325	463,337,577	159,507,507	1,508,470,681

I-1. IMPOR MENURUT GOLONGAN BARANG (HS) / *IMPORT BY HS COMMODITY GROUPS*  
 B. MENURUT GOLONGAN BARANG 2 DIJIT HS / *BY COMMODITY 2 DIGITS HS*  
 \*\*\* NOVEMBER / NOVEMBER 2010 \*\*\*

H S	Uraian golongan barang <i>Group description</i>	Berat bersih / <i>Net weight (Kg)</i>		Nilai / <i>Value C.I.F ( U S \$ )</i>	
		Bulan ini <i>Current month</i>	Kumulatif <i>Cum. Jan. to date</i>	Bulan ini <i>Current month</i>	Kumulatif <i>Cum. Jan. to date</i>
41	Raw hides, skins, and leather	5,914,724	51,469,937	40,595,992	311,336,316
42	Articles of leather; saddlery and harness; travel goods and similar	3,395,621	27,227,059	15,018,665	117,861,706
43	Furskins and artificial fur; manufactures thereof	24,877	206,443	104,460	3,080,174
44	Wood and articles of wood; wood charcoal	61,988,960	612,681,926	30,040,372	300,480,484
45	Cork and articles of cork	98,114	757,373	447,955	2,855,739
46	Manufactured of straw or other plaiting materials; basketware	58,588	461,043	202,773	1,427,741
47	Pulp of wood or of other fibrous cellulosic material; recovered	268,198,680	3,361,151,037	116,620,592	1,451,390,500
48	Paper and paperboard; articles of paper pulp or of	45,637,981	552,393,858	97,099,631	985,265,323
49	Printed books, newspapers, pictures, and other products of	634,954	5,138,303	4,867,967	44,741,645
50	Silk	54,131	710,875	848,864	5,927,646
51	Wool, fine or coarse animal hair; horse hair yarn, woven fabrics of	381,326	3,712,165	7,016,762	57,385,363
52	Cotton	60,076,531	689,759,153	209,612,087	1,986,369,082
53	Other vegetable textile fibres; paper yarns and woven fabrics of	1,289,621	14,143,995	4,159,259	26,975,754
54	Man-made filaments	13,877,048	134,582,505	82,749,727	758,025,626
55	Man-made staple fibres	25,247,320	225,549,214	79,983,387	727,744,168
56	Wadding, felt, and non-wovens	6,341,351	53,969,232	22,444,169	190,412,425
57	Carpets and other textile floor coverings	1,593,990	13,966,749	4,117,112	31,535,537
58	Special woven fabrics; tufted textile fabrics; lace; tapestries;	1,854,999	17,939,748	23,590,604	215,250,425
59	Impregnated, coated, covered or laminated textile fabrics	7,116,137	67,341,020	39,864,391	359,194,838
60	Knitted or crocheted fabrics	10,632,913	106,519,702	92,015,813	839,985,864
61	Articles of apparel and clothing accessories, knitted or crocheted	2,151,290	17,540,273	13,532,716	115,309,420
62	Articles of apparel and clothing accessories, not knitted or	2,274,482	21,023,321	14,841,686	145,624,330
63	Other made up textile articles; sets; worn clothing and worn	2,547,821	28,763,528	6,539,163	70,714,480
64	Footwear, gaiters and the like; parts of such articles	4,500,599	41,385,400	24,462,333	218,815,535
65	Headgear and parts thereof	164,991	1,574,978	1,084,727	10,635,949
66	Umbrellas, walking sticks, seat-sticks, whips, riding crops and	1,595,493	6,725,269	2,526,063	10,654,715
67	Prepared feathers and articles; artificial flowers; articles of	200,948	1,478,454	2,203,760	12,560,096
68	Articles of stone, plaster, cement, asbestos, mica or similar	16,717,385	160,031,671	16,822,607	173,994,632
69	Ceramic products	41,869,850	326,682,870	23,187,713	194,501,351
70	Glass and glassware	26,286,925	288,067,914	27,661,313	261,881,849
71	Natural and cultured pearls, precious/semi precious stones, and	1,071,498	9,973,933	13,459,645	127,336,416
72	Iron and steel	864,588,214	7,821,309,552	636,520,026	5,732,164,979
73	Articles of iron and steel	138,190,429	1,328,822,852	316,467,379	3,159,630,842
74	Cooper and articles thereof	12,941,407	174,289,677	102,212,902	1,047,159,032
75	Nickel and articles thereof	172,566	1,900,825	2,713,503	27,269,902
76	Aluminium and articles thereof	40,229,008	466,019,452	111,583,557	1,218,723,341
78	Lead and articles thereof	11,039,975	80,331,609	25,438,976	176,526,557
79	Zinc and articles thereof	9,597,509	115,133,639	23,632,466	264,370,466
80	Tin and articles thereof	645,091	2,425,462	3,538,835	24,648,827
81	Other base metal; cermets; and articles thereof	525,739	4,252,547	4,544,727	44,669,403
82	Tools, implements, cutlery, spoon and forks, of base metal and	6,077,483	52,284,099	37,753,663	329,052,679
83	Miscellaneous articles of base metal	15,167,114	153,407,655	46,144,317	443,267,086
84	Nuclear reactors, boilers, machinery and mechanical appliances;	186,028,684	1,892,541,595	1,835,207,339	18,155,187,058
85	Electrical machinery and equipments; sound	70,297,523	763,028,785	1,428,971,771	14,163,743,508
86	Railway and tramway locomotive, mechanical traffic, and all	608,178	10,195,953	7,285,442	68,295,936
87	Vehicles other than railway/tramway, and parts and accessories	81,708,601	691,192,154	624,497,408	5,255,002,946
88	Aircraft and its components	503,645	7,915,997	297,719,961	3,288,607,323
89	Ships, boat, and floating structures	60,241,271	1,018,616,156	119,217,790	1,732,862,485
90	Optical, photographic, cinematographic, measuring, checking,	5,958,130	58,636,674	205,135,674	1,541,950,140
91	Clocks and watches and parts thereof	550,029	5,317,714	3,402,766	31,152,924
92	Musical instruments; parts and accessories of such articles	1,286,531	13,572,403	14,397,523	126,121,194
93	Arms and ammunition; parts and accessories thereof	41,541	314,736	15,971,291	151,816,509
94	Furnitures, bedding, mattress supports, cushions and stuffed	12,157,707	99,777,173	36,629,363	299,269,869
95	Toys, games and sports requisiters; parts and accessories thereof	4,797,593	40,460,568	15,434,887	150,475,694
96	Miscellaneous manufactured articles	5,872,556	55,258,263	31,630,972	286,213,604
97	Works of arts, collectors' piece and antiques	63,062	854,148	192,538	3,132,462
98	Vehicles in ckd and their components	12,513,397	149,626,697	150,457,054	1,523,508,694
	<b>TOTAL IMPORT</b>	<b>10,544,653,530</b>	<b>99,893,622,851</b>	<b>13,007,603,335</b>	<b>122,516,613,469</b>

I-1. IMPOR MENURUT GOLONGAN BARANG (HS) / IMPORT BY HS COMMODITY GROUPS  
C. MENURUT 40 GOLONGAN BARANG (HS) TERBESAR / BY BIG 40 COMMODITIES (HS)  
\*\*\* NOVEMBER / NOVEMBER 2010 \*\*\*

H S	Uraian golongan barang Group description	Berat bersih / Net weight (Kg)		Nilai / Value C.I.F ( U S \$ )	
		Bulan ini Current month	Kumulatif Cum. Jan. to	Bulan ini Current month	Kumulatif Cum. Jan. to
2709001000	Crude Petroleum Oil	1,946,556,181	12,885,792,838	1,268,276,920	7,633,363,895
2710111200	Motor Spirit, Premium Unleaded	793,691,685	7,620,429,984	673,076,410	5,871,421,514
2710197100	High Speed Diesel Fuel	675,304,771	7,916,071,332	467,700,548	5,160,356,175
8802401000	Aeroplanes Of An Unladen Weight > 15,000 Kg	384,190	4,251,838	241,205,971	2,850,878,666
8517120000	Telephones For Cellular Networks/for Other Wireless Networks	1,450,318	15,003,795	200,250,158	2,077,883,101
1001901900	Other Wheat, For Human Consumption	350,935,840	4,214,913,125	124,379,040	1,212,139,717
5201000000	Cotton, Not Carded/combed.	47,555,995	560,029,092	101,867,977	1,024,766,265
7207121000	Slabs Of Iron/non Alloy, Cont.< 0,25% Of Carbon, Other Than Square	302,954,133	1,810,549,799	174,520,824	1,017,718,457
2304000000	Oil-cake&other Solid Residues,in Pellet Form, From The Extract Of Soyabean	267,891,487	2,529,645,489	107,057,880	1,013,031,594
2710117000	Naphtha, Reformate Or Preparations For Preparing Spirits	87,564,527	1,379,258,395	62,764,265	980,578,606
2710111600	Other Motor Spirit, Unleaded	85,712,490	1,237,384,091	69,446,586	952,890,570
2710111100	Motor Spirit, Premium Leaded	14,850,315	1,225,242,350	11,844,665	928,041,316
8704102200	Damper Designed For Off Highway, > 24 T Not Ckd	8,552,742	79,928,334	91,959,688	834,612,611
8471302000	Laptop Incl Notebooks	884,379	8,772,673	96,599,253	822,104,905
8529904000	Parts Of Digital Cameras/video Camera Recorders With App Of Hd 85.25 To	433,124	4,728,480	86,356,084	752,449,152
2902430000	P-xylene	69,404,248	721,577,932	81,693,827	736,182,449
1201009000	Other Soya Beans, Whether Or Not Broken	105,491,852	1,537,059,942	53,621,451	728,155,841
8429520000	Mach With A 360,revolving Super Struct, Mech Shovels,excavators And Shove	12,777,497	140,384,293	60,758,759	684,729,491
8517709900	Other Parts In Subheading 85.17.70	377,297	7,371,630	53,354,537	648,051,830
3104200000	Potassium Chloride	101,472,666	1,566,947,257	38,501,538	639,851,678
2710197200	Other Diesel Fuel	123,497,651	950,543,069	88,086,535	636,846,704
8542390000	Other Electronic Integrated Circuits	251,524	2,859,664	58,072,948	620,229,178
2901210000	Ethylene	53,522,423	523,699,603	55,846,765	565,314,090
9801202000	Vhcls Of Head 8704 With 5 Ton < Gross Weight <= 24 Ton, Incmpltly Knocked	4,682,992	52,262,113	53,175,922	560,719,720
8443910000	Part & Accessori Of Print Machinery Used For Print By Component Of Head	1,186,810	12,845,853	48,942,265	524,285,257
7403110000	Refined Copper For Cathodes And Sections Of Cathodes	6,956,224	69,648,043	55,807,303	499,376,413
1701110010	Cane Sugar,icumsa Minimal 1200	230,025,100	904,678,540	126,628,209	480,999,091
2710197900	Other Fuel Oils	116,111,410	962,157,049	55,480,193	463,650,185
8431499000	Oth Parts Of Machinery Of Heading 84.26, 84.29/84.30	6,857,013	65,849,522	51,998,655	438,976,389
3902102000	Polypropylene In Granule Form	31,119,514	327,731,739	41,625,953	430,449,306
0102901000	Live Oxen, Other Than Pure-bred Breeding Animals	12,302,138	198,601,816	29,879,798	420,948,940
7204490000	Other Ferrous Waste And Scrap :	121,010,496	1,084,017,316	47,092,471	418,863,208
8708999300	Other Parts,acces For Other Vehicles Of Heading 87.03	5,816,522	48,936,333	52,076,371	412,926,914
9801102000	Oth Vhcl Of Head 8703 With (4x2) System Incompletely Knocked Down, For	3,722,739	41,308,337	45,510,889	383,606,639
8528512000	Oth Color Monitor Use In An Auto Data Process System Head. 84.71	1,133,744	12,448,206	28,920,118	379,921,765
8542900000	Parts Of Electronic Integrated Circuits	262,373	2,606,635	46,523,850	375,433,884
9801203000	Vhcls Of Head 8704 With Gross Weight >24 Ton,incmpltly Knocked Down,for	1,919,978	34,600,082	23,961,454	359,440,712
8708999900	Other Parts,acces For Other Vehicles Of Heading 87.02, 8704, 8705	4,181,818	45,140,925	34,625,459	359,012,572
4702000000	Chemical Wood Pulp, Dissolving Grades.	26,734,588	342,016,334	29,975,477	358,679,740
2711130000	Liquid Butanes	65,909,049	484,735,924	51,813,765	350,975,905

I-2 IMPOR MENURUT GOLONGAN BARANG SITC / IMPORT BY SITC COMMODITY GROUPS  
\*\*\* NOVEMBER / NOVEMBER 2010 \*\*\*

SITC	Uraian golongan barang Group description	Berat bersih / Net weight (Kg)		Nilai / Value C.I.F. (US \$)	
		Bulan ini Current month	Kumulatif Cum. Jan. to date	Bulan ini Current month	Kumulatif Cum. Jan. to date
<b>A. By Commodity 1 digit SITC</b>					
0	Bahan makanan dan binatang hidup	1,662,814,500	14,567,923,605	945,483,022	8,477,249,307
1	Minuman dan tembakau	12,876,344	147,080,185	40,101,965	498,580,972
2	Bahan mentah	1,682,773,327	16,443,646,360	652,700,477	6,537,588,994
3	Bahan bakar, bahan penyemir, dsb	4,158,962,495	37,076,199,675	2,954,554,134	24,855,904,734
4	Minyak/lemak nabati dan hewan	6,099,975	116,859,036	10,144,267	150,289,741
5	Bahan kimia	1,164,859,798	13,431,998,366	1,448,559,766	15,101,728,205
6	Hasil industri menurut bahan	1,373,379,578	12,946,005,437	1,982,142,201	18,465,853,205
7	Mesin dan alat pengangkutan	413,194,992	4,535,280,299	4,416,083,753	44,073,131,784
8	Hasil industri lainnya	69,194,781	623,731,698	549,570,080	4,279,675,464
9	Barang dan transaksi khusus lainnya	497,740	4,898,190	8,263,670	76,611,063
	<b>TOTAL IMPORT</b>	<b>10,544,653,530</b>	<b>99,893,622,851</b>	<b>13,007,603,335</b>	<b>122,516,613,469</b>
<b>B. By Commodity 2 digit SITC</b>					
00	Live animal for food	12,709,288	200,536,618	31,190,504	425,998,898
01	Meat and meat preparations	11,714,159	129,172,828	35,081,201	367,598,272
02	Dairy product and eggs	21,253,531	286,608,149	70,860,118	877,884,142
03	Fish, crustaceans, molluscs and their preparations	25,581,530	197,562,870	23,485,086	196,578,466
04	Cereals and cereal preparations	811,754,455	6,801,328,957	307,597,901	2,067,954,368
05	Fruits and vegetables	112,700,592	1,247,308,212	96,029,453	1,045,274,494
06	Sugar, sugar preparations, and honey	271,536,173	1,745,624,556	151,449,923	1,075,168,505
07	Coffee, tea, cocoa, and spices	7,050,085	115,252,706	16,616,993	262,184,519
08	Feeding stuff for animals	374,414,059	3,680,791,791	170,312,861	1,665,880,766
09	Miscellaneous food preparations	14,100,628	163,736,918	42,858,982	492,726,877
11	Beverages	6,264,993	74,009,689	4,942,727	57,593,451
12	Tobacco and tobacco manufactured	6,611,351	73,070,496	35,159,238	440,987,521
21	Hides, skins and furskins	1,803,655	16,760,399	1,074,743	10,318,021
22	Oil seeds, nuts, and kernels	132,098,433	1,764,109,470	80,700,112	941,621,224
23	Crude rubber	25,277,672	252,240,154	60,313,888	565,147,349
24	Wood, lumber, and cork	23,659,337	234,586,199	11,626,568	115,826,323
25	Pulp and waste paper	268,198,680	3,361,151,037	116,620,592	1,451,390,500
26	Textile fibres and their waste	68,750,126	748,211,127	152,186,841	1,525,864,769
27	Crude fertilizers and crude minerals	686,257,792	5,989,243,032	64,464,359	582,619,123
28	Metalliferous ores and metal scraps	473,539,473	4,046,115,604	156,364,641	1,233,953,416
29	Crude animals and vegetable materials, nes	3,188,159	31,229,338	9,348,733	110,848,269
32	Coal, coke, and briquettes	8,170,068	119,792,599	3,219,260	36,123,047
33	Petroleum and petroleum products	4,019,887,714	36,030,821,695	2,842,569,929	24,139,971,985
34	Gas; natural and manufactured	130,904,713	925,585,381	108,764,945	679,809,702
41	Animal oils and fats	497,630	5,086,831	1,550,096	17,838,638
42	Fixed vegetable oils/fats	2,819,212	76,323,888	4,191,935	79,243,364
43	Animal vegetable oils/fats	2,783,133	35,448,317	4,402,236	53,207,739
51	Organic chemicals	326,245,515	3,486,358,390	457,416,440	4,628,865,261
52	Inorganic chemicals	215,547,197	2,413,058,032	101,793,768	1,057,891,427
53	Dyeing, tanning, and colouring materials	27,731,668	296,864,696	88,388,951	854,433,488
54	Medical and pharmaceutical products	3,054,465	32,331,290	63,633,637	681,952,417
55	Essential oils and perfumery materials	14,745,576	163,682,118	70,921,040	800,860,117
56	Manufactured fertilizers	294,955,564	3,759,853,372	102,070,939	1,259,644,296
57	Plastics in primary forms	165,294,224	1,727,628,873	306,975,208	3,080,269,119
58	Plastics in non-primary forms	23,848,168	234,938,185	68,485,468	678,708,914
59	Chemical materials and its products, nes	93,437,421	1,317,283,410	188,874,315	2,059,103,166
61	Leather, leather med, nes	4,133,887	35,029,187	39,778,406	303,940,075
62	Rubber manufactured, nes	24,635,555	208,614,013	97,634,014	929,468,470
63	Wood and cork manufactured	38,427,737	378,853,100	18,861,759	187,509,900
64	Paper, paperboard, and manufactured thereof	44,581,601	544,793,877	87,074,395	901,618,919
65	Textile yarns, fabrics, and their products	63,443,595	616,626,817	422,542,340	3,756,414,549
66	Non metallic minerals manufactured	233,923,208	2,501,630,076	73,739,890	713,494,365
67	Iron and steel	822,421,629	7,186,044,752	734,159,025	6,684,932,867
68	Non ferrous metals	67,150,707	758,317,967	246,904,046	2,481,982,315
69	Manufactured of metal, nes	74,661,659	716,095,648	261,448,326	2,506,491,745
71	Power generating machine and equipments	39,990,523	420,868,300	349,880,220	3,936,910,449
72	Machinery specialized for particular industry	68,774,456	675,496,776	574,051,412	5,606,291,378
73	Metalworking machinery	9,288,974	80,395,922	95,615,946	676,710,071
74	General industrial machinery and equipments	69,037,992	740,019,517	620,466,321	6,410,562,141
75	Office machinery and automatic data processing	10,156,142	92,076,602	285,218,339	2,483,521,277
76	Telecommunication and reproducers apparatus	15,345,656	152,963,650	609,838,804	5,779,949,406
77	Electrical machinery and apparatus	46,757,660	507,152,604	742,579,941	7,454,851,438
78	Road vehicles	92,640,848	832,574,371	714,939,945	6,652,048,948
79	Other transportation equipments	61,202,741	1,033,732,557	423,492,825	5,072,286,676
81	Sanitary, plumbing, and fittings	5,677,635	48,805,971	20,795,626	156,024,603
82	Furniture	9,265,005	74,494,560	23,827,656	198,193,669
83	Traveling goods	3,172,083	25,434,376	13,647,962	103,867,111
84	Clothing	5,922,071	50,391,802	36,025,126	330,498,972
85	Footwear	4,500,599	41,385,400	24,462,333	218,815,535
87	Professional, scientific, and contractor instruments	5,093,185	51,193,396	155,739,672	1,122,320,130
88	Photographic apparatus, equipments and optics	2,747,730	24,643,046	31,554,033	292,303,303
89	Miscellaneous manufactured articles	32,816,473	307,383,147	243,517,672	1,857,652,141
96	Coin; not being legal tender	451,364	4,574,467	1,882,164	19,075,386
97	Gold; non monetary	46,376	323,723	6,381,506	57,535,677
	<b>TOTAL IMPORT</b>	<b>10,544,653,530</b>	<b>99,893,622,851</b>	<b>13,007,603,335</b>	<b>122,516,613,469</b>

I-2 IMPOR MENURUT GOLONGAN BARANG SITC / IMPORT BY SITC COMMODITY GROUPS  
 \*\*\* NOVEMBER / NOVEMBER 2010 \*\*\*

SITC	Uraian golongan barang Group description	Berat bersih/ Net weight (Kg)		Nilai/Value C.I.F (US\$)	
		Bulan ini Current month	Kumulatif Cum.Jan.to date	Bulan ini Current month	Kumulatif Cum.Jan.to date
	C. By Commodity 3 digit SITC				
001	Live Animals Other Than Fish	12,709,288	200,536,618	31,190,504	425,998,898
011	Meat Of Bovine Animals Fresh, Chilled Or Frozen	7,623,806	82,545,882	25,292,586	263,970,307
012	Other Meat, Other Edible Meat Offal, Fresh, Chilled Or Frozen	3,939,707	45,246,319	9,437,325	99,151,594
016	Meat And Edible Meat Offal, Salted, Dried, Edible Flour Of Meat	0	59,977	0	438,848
017	Meat And Edible Meat Offal, Prepared Or Preserved	150,646	1,320,650	351,290	4,037,523
022	Milk,cream, And Milk Products Other Than Butter Or Cheese	18,934,370	257,232,084	59,539,569	741,089,068
023	Butter And Other Fats From Milk	1,018,507	13,870,012	5,628,795	66,706,721
024	Cheese And Curds	1,222,430	14,223,267	5,313,680	63,305,524
025	Eggs, Birds, And Egg Yolks; Fresh, Dried Or Otherwise Preserved	78,224	1,282,786	378,074	6,782,829
034	Fish, Fresh, Chilled Or Frozen	20,592,178	149,657,430	16,209,068	128,036,981
035	Fish, Dried Salted Or In Brine; Smoked Fish	3,638,704	34,072,494	3,184,293	29,606,830
036	Crustaceans, Molluscs, And Aquatic Invertebrates	1,171,309	10,801,875	3,558,089	30,232,823
037	Fish, Crustaceans, Molluscs, And Other Aquatic Invertebrates; Prepared	179,339	3,031,071	533,636	8,701,832
041	Wheat And Meslin, Unmilled	351,691,870	4,319,002,577	124,634,200	1,237,736,818
042	Rice	193,621,498	396,041,018	100,888,372	209,437,722
043	Barley, Unmilled	0	28,564	0	14,162
044	Maize, Unmilled	163,683,909	1,295,166,140	39,287,318	302,749,888
045	Cereals, Unmilled	401,946	11,843,754	180,171	4,533,643
046	Meal And Flour Of Wheat And Flour Of Meslin	95,184,897	706,443,649	35,098,190	234,788,177
047	Other Cereal Meals And Flours	384,933	6,799,301	154,573	2,609,433
048	Cereal Preparations And Preparations Of Flours/starches Of Fruit	6,785,402	66,003,954	7,355,077	76,084,525
054	Vegetables, Fresh, Chilled, Frozen Or Simply Preserved	53,916,933	591,777,378	37,349,328	372,495,972
056	Vegetables, Roots And Tubers, Prepared Or Preserved Nes	4,214,157	44,282,418	5,773,947	59,817,107
057	Fruit And Nut; Fresh Or Dried	51,733,610	580,256,658	48,944,857	571,644,797
058	Fruits, Preserved And Preparations	1,857,245	20,083,797	2,187,245	22,901,293
059	Fruit And Vegetable Juices	978,647	10,907,961	1,774,076	18,415,325
061	Sugar, Molasses, And Honey	270,651,550	1,738,024,039	148,226,531	1,051,994,818
062	Sugar Confectionery	884,623	7,600,517	3,223,392	23,173,687
071	Coffee And Coffee Substitutes	1,161,612	22,919,787	4,755,610	55,204,992
072	Cocoa	1,625,110	38,389,518	4,648,995	129,335,255
073	Chocolate And Other Food Preparations Containing Cocoa	744,841	5,622,389	3,326,090	23,592,060
074	Tea And Mate	1,075,550	11,319,983	2,041,750	25,928,688
075	Spices	2,442,972	37,001,029	1,844,548	28,123,524
081	Feeding Stuff For Animals	374,414,059	3,680,791,791	170,312,861	1,665,880,766
091	Margarine And Shortening	491,844	3,973,813	1,878,986	17,850,180
098	Edible Products And Preparations	13,608,784	159,763,105	40,979,996	474,876,697
111	Non-alcoholic Beverages, Nes	6,159,150	72,917,160	4,138,682	50,863,820
112	Alcoholic Beverages	105,843	1,092,529	804,045	6,729,631
121	Tobacco, Unmanufactured And Refused	5,803,700	61,238,468	29,195,754	355,412,288
122	Tobacco, Manufactured	807,651	11,832,028	5,963,484	85,575,233
211	Hides And Skins, Raw	1,803,655	16,739,225	1,074,743	10,152,940
212	Furskins, Raw	0	21,174	0	165,081
222	Oil Seeds Use For Extraction Ofsoft Fixed Vegetable Oils	132,060,908	1,760,424,507	79,970,425	934,235,241
223	Oil Seeds Use For Extraction Of Other Fixed Vegetable Oils	37,525	3,684,963	729,687	7,385,983
231	Natural Rubber Latex;natural Rubber And Similar Natural Gums	1,065,954	15,600,058	2,871,227	33,963,522
232	Synthetic Rubber Latex, Synthetic/reclaimed Rubber	24,211,718	236,640,096	57,442,661	531,183,827
244	Cork,natural,raw And Waste	12,292	87,489	37,601	272,731
245	Fuel Wood And Wood Charcoal	2,074,712	39,298,431	565,996	8,911,636
246	Wood In Chips Or Particles And Waste	373,755	6,215,447	152,969	1,334,841
247	Wood In The Rough Or Roughly Squared	8,181,228	57,133,917	1,665,493	15,903,436
248	Wood, simply Worked And Railway Sleeper Of Wood	13,017,350	131,850,915	9,204,509	89,403,679
251	Pulp And Waste Paper	268,198,680	3,361,151,037	116,620,592	1,451,390,500
261	Silk	553	11,774	12,537	218,902
263	Cotton	47,704,212	561,144,457	102,095,695	1,027,562,340
264	Jute And Other Textile Bast Fibres	74,864	309,494	110,368	413,718
265	Vegetable Textile Fibres,raw Or Processed;waste Of These Fibres	139,823	1,163,502	106,283	1,004,962
266	Synthetic Fibres Suitable For Spinning	17,048,669	136,328,461	34,949,032	300,819,880
267	Other Man-made Fibres Suitable For Spinning And Waste	3,256,995	45,650,629	13,196,263	181,660,062
268	Wool And Other Animal Hair	89,867	1,411,727	1,034,177	11,905,789
269	Old Clothing And Other Old Textile Articles; Rags	435,143	2,191,083	682,486	2,279,116
272	Fertilizers, Crude	44,178,983	546,671,812	6,020,654	77,276,085
273	Stone, Sand And Gravel	209,919,496	1,957,597,334	8,244,096	81,090,021
274	Sulphur And Unroasted Iron Pyrites	16,897,459	340,177,322	3,032,969	49,838,650
277	Natural Abrasives	2,047,805	18,771,980	664,817	8,219,704
278	Other Crude Minerals	413,214,049	3,126,024,584	46,501,823	366,194,663
281	Iron Ore And Concentrates	296,321,026	2,098,711,270	77,860,726	342,677,870
282	Waste And Scrap Metal Of Iron/steel	126,793,728	1,457,086,192	49,708,235	563,682,186
283	Copper Ores And Concentrates	7,086	183,085	83,206	915,505
284	Nickel Ores And Concentrates	0	1,073	0	47,118
285	Aluminium Ores And Concentrates	45,525,665	413,494,784	16,919,040	148,868,684
287	Ores And Concentrates Of Basemetals	2,033,053	27,432,542	2,330,975	27,839,960
288	Non-ferrous Base Metal Waste And Scraps	2,858,915	49,174,425	9,462,459	148,945,808
289	Ores And Concentrates Of Precious Metals; Waste,scraps	0	32,233	0	976,285
291	Crude Animal Materials	1,529,317	11,001,320	3,602,286	35,008,358
292	Crude Vegetable Materials	1,658,842	20,228,018	5,746,447	75,839,911
321	Coals, Pulverized Or Not	2,600,338	52,983,739	773,806	11,879,052
322	Briquettes, Lignite And Peat	318,995	4,441,295	299,150	2,456,824

I-2 IMPOR MENURUT GOLONGAN BARANG SITC / IMPORT BY SITC COMMODITY GROUPS  
 \*\*\* NOVEMBER / NOVEMBER 2010 \*\*\*

SITC	Uraian golongan barang Group description	Berat bersih/ Net weight (Kg)		Nilai/Value C.I.F (US\$)	
		Bulan ini Current month	Kumulatif Cum.Jan.to date	Bulan ini Current month	Kumulatif Cum.Jan.to date
	C. By Commodity 3 digit SITC				
325	Coke And Semi Coke Of Coal/lignite/peat	5,250,735	62,367,565	2,146,304	21,787,171
333	Petroleum Oil, Crude	1,946,569,781	12,885,820,850	1,268,293,376	7,633,402,820
334	Petroleum Products, Refined	2,014,610,597	22,523,376,689	1,539,386,108	16,139,988,445
335	Residual Petroleum Products, And Related Materials	58,707,336	621,624,156	34,890,445	366,580,720
342	Liquefied Propane And Butane	129,995,226	924,516,360	102,583,007	673,142,903
343	Natural Gas, Liquefied Or Not	0	1,313	0	25,708
344	Petroleum Gases And Other Gas	908,929	974,828	6,176,596	6,554,780
345	Coal Gas, Water Gas And Similar Gas	558	92,880	5,342	86,311
411	Animal Oils And Fats	497,630	5,086,831	1,550,096	17,838,638
421	Fixed Vegetable Fats And Oils Soft,crude,refined Or Fractioned	2,147,170	23,562,552	3,035,418	31,433,195
422	Fixed Vegetable Fats And Oils Solid,crude,refined Or Fractioned	672,042	52,761,336	1,156,517	47,810,169
431	Animal And Vegetable Oil; Fat Processed And Their Wax	2,783,133	35,448,317	4,402,236	53,207,739
511	Hydrocarbon And Their Halogenated, Nitrated Derivatives	186,962,137	1,950,608,876	209,226,012	2,066,330,806
512	Alcohols,phenols,phenol-alcohols And Their Halogenated	62,596,532	720,180,774	67,692,715	706,683,885
513	Carboxylic Acids,and Their Anhydrides,halides,peroxides	36,260,709	384,812,961	55,104,804	537,005,105
514	Nitrogen-function Compounds	17,586,153	158,865,913	42,020,261	435,977,252
515	Organo-inorganic And Heterocyclic Compounds	14,819,204	151,620,415	62,674,058	627,435,858
516	Other Organic Chemicals	8,020,780	120,269,451	20,698,590	255,432,355
522	Inorganic Chemical Elements, Oxides And Halogen Salts	97,204,826	865,727,380	57,464,335	550,131,531
523	Metallicsalts And Peroxysalts	116,404,220	1,523,571,433	42,068,278	472,186,297
524	Other Inorganic Chemicals;chemical Compound Of Precious Metals	1,933,384	23,609,169	1,932,294	25,215,323
525	Radioactive And Associated Materials	4,767	150,050	328,861	10,358,276
531	Synthetic Organic; Colouring Matter	6,230,924	57,085,732	30,168,782	278,117,116
532	Dyeing/tanning Extracts And Synthetic Tanning Materials	512,480	7,542,501	858,587	12,739,134
533	Pigments, Paints, Varnishes, And Related Materials	20,988,264	232,236,463	57,361,582	563,577,238
541	Medicinal And Pharmaceutical Products	1,759,725	17,152,506	34,757,294	379,916,625
542	Medicaments, Including Veterinary Medicaments	1,294,740	15,178,784	28,876,343	302,036,757
551	Essential Oils, Perfumes, And Flavour Materials	3,540,282	28,990,771	26,501,427	328,745,692
553	Perfumery, Cosmetics, And Toilet Preparations	3,986,618	44,220,552	26,257,032	256,665,480
554	Soap,cleansing And Polishing Preparations	7,218,676	90,470,795	18,162,581	215,448,945
562	Fertilizers, Manufactured	294,955,564	3,759,853,372	102,070,939	1,259,644,296
571	Polymers Of Ethylene In Primary Forms	47,576,831	497,074,514	67,364,057	695,551,640
572	Polimers Of Styrene In Primary Forms	13,213,599	144,169,737	26,154,129	285,850,795
573	Polimers Of Vinyl Chloride In Primary Forms	2,790,026	38,417,249	5,719,841	64,225,932
574	Poliacetals And Polycarbons In Primary Forms	18,625,507	205,412,037	53,038,527	491,749,663
575	Other Plastics In Primary Forms	77,922,598	810,956,860	152,739,935	1,531,800,168
579	Waste And Scrap Of Plastics	5,165,663	31,598,476	1,958,719	11,090,921
581	Tubes, Pipes, And Hoses Of Plastics	1,436,781	18,879,839	8,569,329	100,093,464
582	Plates, Sheets, And Film Of Plastics	22,196,670	213,626,701	58,972,674	567,317,347
583	Monofilament And Rod Of Plastics	214,717	2,431,645	943,465	11,298,103
591	Disinfectants, Insecticides, And Fungicides Put In Forms	5,840,380	45,641,274	22,675,129	202,201,462
592	Starches, Inulin, And Wheat Glutenal Buminoidal Substances; Glues	43,119,597	746,262,577	42,731,089	535,656,337
593	Explosive And Pyrotechnic Products	1,733,787	15,281,717	7,401,066	79,721,150
597	Additive For Mineral Oils	12,029,484	184,877,268	32,335,039	414,252,666
598	Miscellaneous Chemical Products	30,713,611	325,210,273	83,724,501	827,239,066
599	Residual products of chemical or allied industries, sewage sludge;other	562	10,301	7,491	32,485
611	Leathers	4,111,069	34,730,712	39,521,249	301,183,376
612	Manufactures And Composition Leathers	22,371	277,617	243,535	2,148,425
613	Furskins, Tanned Or Dressed	447	20,858	13,622	608,274
621	Materials Of Rubber	3,260,694	62,774,243	20,677,949	218,155,685
625	Rubber Tyre,tyre Cases,tyre Treads,inner Tubes, And Tyre Flaps	10,653,951	99,495,989	41,330,241	385,658,686
629	Articles Of Rubbers	10,720,910	46,343,781	35,625,824	325,654,099
633	Cork Manufactures	85,822	669,884	410,354	2,583,008
634	Veneers,plywood,improved/reconstituted Wood Worked	37,126,813	366,211,620	15,128,807	148,945,646
635	Wood Manufactures	1,215,102	11,971,596	3,322,598	35,981,246
641	Papers And Paperboards	33,613,770	448,363,755	51,907,253	599,191,945
642	Paper And Paperboard Cut To Size/shape And Article Of Papers	10,967,831	96,430,122	35,167,142	302,426,974
651	Textile Yarns	11,440,698	112,391,396	40,175,188	376,753,237
652	Cotton Fabrics, Woven	10,727,950	110,439,358	101,748,069	900,735,790
653	Fabrics, Woven, Of Man-made Fibres	10,819,764	103,048,140	83,253,378	720,466,124
654	Textile Fabrics, Woven, Other Than Of Cotton Or Man-made Fibres	907,665	6,229,626	10,213,160	66,654,963
655	Knitted Or Crocheted Fabrics	10,632,913	106,519,702	92,015,813	839,985,864
656	Tulle,lace,embroidery,ribbons,trimmings And Other Small Wares	1,864,992	16,597,821	23,153,631	202,046,654
657	Special Yarns,textile fabrics	13,318,610	120,716,609	61,878,723	549,124,530
658	Made-up Articles, Wholly/chiefly Of Textile Materials	2,114,853	26,664,736	5,880,904	68,809,061
659	Floor Coverings	1,616,150	14,019,429	4,223,474	31,838,326
661	Lime,cement And Fabricated Construction Materials	154,444,287	1,779,123,698	9,674,476	108,566,432
662	Clay And Refractory Construction Materials	39,817,024	313,072,145	19,538,156	171,227,515
663	Mineral Manufactures	12,051,740	105,676,240	17,167,321	170,804,271
664	Glass	15,513,640	192,235,425	16,766,951	166,739,970
665	Glassware	9,593,113	87,980,661	9,105,993	82,440,094
666	Pottery	2,502,004	23,506,531	1,465,023	11,969,930
667	Pearl, Precious And Semi Precious Stones	1,400	35,376	21,970	1,746,153
671	Pig Iron,spiegeleisen,sponge Iron, And Ferro-alloys	36,595,103	253,689,185	21,654,872	165,961,441
672	Ingots And Other Iron/steel In Primary Forms	321,749,587	2,236,594,411	190,741,823	1,306,678,496
673	Flat Rolled Products, Not Clad	192,192,663	1,828,788,124	153,275,687	1,433,016,485
674	Flat Rolled Products, Clad Or Plated	52,660,501	584,154,377	60,508,493	621,544,432



I-2 IMPOR MENURUT GOLONGAN BARANG SITC / IMPORT BY SITC COMMODITY GROUPS  
 \*\*\* NOVEMBER / NOVEMBER 2010 \*\*\*

SITC	Uraian golongan barang Group description	Berat bersih/ Net weight (Kg)		Nilai/Value C.I.F (US\$)	
		Bulan ini Current month	Kumulatif Cum.Jan.to date	Bulan ini Current month	Kumulatif Cum.Jan.to date
C. By Commodity 3 digit SITC					
675	Flat Rolled Products And Alloy Steels	44,991,859	484,996,312	61,391,309	670,639,899
676	Iron/steel Bars, Rods, Angels, Shaped And Sections	75,609,159	809,698,071	79,065,818	765,358,880
677	Rail/railway And Tractor Construction Of Iron/steel Materials	1,989,944	41,787,917	4,376,370	46,866,985
678	Wire Of Iron/steel	15,211,001	181,147,468	21,138,862	217,952,160
679	Tubes, Pipes, Hollow Profile, Pipe Fitting Of Iron/steel	81,421,812	765,188,887	142,005,791	1,456,914,089
681	Silver, Platinum, And Other Metal Of The Platinum Groups	4,977	67,850	1,787,420	16,586,228
682	Copper	11,642,344	155,001,471	93,028,949	917,660,276
683	Nickel	127,979	1,335,842	2,059,170	20,797,620
684	Alumunium	34,848,790	408,744,793	97,310,453	1,060,947,342
685	Lead	10,882,532	79,759,645	25,009,849	174,563,226
686	Zinc	9,042,445	109,216,636	22,051,009	246,532,993
687	Tin	153,192	1,180,848	2,753,675	19,251,161
689	Miscellaneous Non-ferrous Basemetals Employed In Metallurgy	448,448	3,010,882	2,903,521	25,643,469
691	Structures And Parts Of Iron/steel Or Aluminium	12,444,937	140,624,125	31,683,763	375,228,022
692	Metal Containers For Storage And Transportations	3,467,909	44,971,031	11,194,855	156,452,350
693	Wire Products And Fencing Grills	5,520,137	63,739,175	13,159,872	128,364,117
694	Nails, Screws, Nuts, Bolts, Rivets Of Iron/steel Or Copper	8,862,845	92,112,824	52,107,809	456,276,648
695	Tools For Used In The Hand Or In Machines	4,679,357	40,661,924	33,484,077	285,883,952
696	Cutlery	1,283,139	10,669,899	4,133,207	42,039,419
697	Household Equipment Of Base Metals	3,519,753	32,302,974	8,448,430	80,203,142
699	Manufactures Of Base Metals	34,883,582	291,013,696	107,236,313	982,044,095
711	Steam And Other Vapour Generating Boilers And Parts	8,901,078	104,167,277	30,731,421	625,596,352
712	Steam Or Other Generating Boilers And Parts	3,572,383	36,210,649	24,732,286	488,455,002
713	Internal Combustion Piston Engines And Parts	15,923,077	147,892,134	151,630,155	1,493,328,402
714	Engines And Motors, Non-electric And Parts	848,683	3,229,834	50,764,429	312,960,917
716	Rotating Electric Plants And Parts	9,928,954	120,374,649	79,695,408	875,374,080
718	Other Power Generating Machines And Parts	816,348	8,993,757	12,326,521	141,195,696
721	Agricultural Machinery And Parts	1,682,773	13,984,016	10,244,159	92,042,541
722	Tractors	727,356	6,752,567	5,144,436	44,854,912
723	Civil Engineering And Contractor Plants And Equipments/parts	33,858,460	338,311,261	223,998,820	2,123,378,845
724	Textile/leather Machinery And Parts	9,215,838	75,416,484	57,470,197	556,840,554
725	Papermill/pulpmill Machinery And Paper Cutting Machines	3,198,171	25,790,921	40,277,887	305,388,071
726	Printing/book Binding Machinery And Parts	2,552,009	25,694,347	67,026,615	708,308,597
727	Food Processing Machines And Parts	2,629,381	43,485,625	20,267,233	260,966,768
728	Other Machines And Equipment Specialized For Particular Industry	14,910,468	146,061,555	149,622,065	1,514,511,090
731	Machine Tools By Removing Metal	2,945,391	26,547,305	35,999,215	258,340,680
733	Machine Tool For Working Metals	3,454,036	26,497,691	22,602,326	161,452,484
735	Parts Of Machine Tools	512,569	4,440,382	8,976,889	77,018,119
737	Metalworking Machinery And Parts	2,376,978	22,910,544	28,037,516	179,898,788
741	Heating And Cooling Equipments And Parts	11,524,253	151,070,660	109,698,123	1,097,002,214
742	Pumps For Liquid And Parts	6,205,706	70,324,315	71,052,676	749,457,119
743	Pumps, Compressors, Fans, Blowers, Centrifuges, And Parts	10,705,435	113,134,383	96,278,492	967,587,411
744	Mechanical Handling Equipments And Parts	13,806,626	144,816,476	84,280,984	830,998,369
745	Other Non-electrical Machinery, Tools, And Mechanical Apparatus	2,926,112	29,447,344	30,791,380	427,610,777
746	Ball Or Roller Bearings	4,337,582	47,035,786	40,283,336	396,622,213
747	Taps, Cocks, And Valves For Pipes	4,644,118	52,122,754	54,001,722	614,797,958
748	Transmission Shafts And Cranks	12,242,376	105,975,194	101,837,801	989,760,050
749	Non-electric Parts And Accessories Of Machineries	2,645,784	26,092,605	32,241,807	336,726,030
751	Office Machines	3,754,558	33,242,295	47,545,378	432,720,745
752	Automatic Data Processing Machines And Their Units	4,608,611	41,319,690	196,178,525	1,571,612,086
759	Parts And Accessories For Machine Of Heading 751 Or 752	1,792,973	17,514,617	41,494,436	479,188,446
761	Television Receivers	2,136,928	26,524,879	49,535,030	566,551,820
762	Radio Broadcast Receivers	198,851	1,700,973	11,101,694	43,080,076
763	Sound Recorders Or Reproducers	237,923	2,016,399	2,620,296	25,989,979
764	Telecommunication Equipments And Parts	12,771,954	122,721,399	546,581,784	5,144,327,531
771	Electric Power Machinery And Parts	5,012,528	45,315,998	57,723,007	467,407,639
772	Electrical Apparatus For Making And Breaking Electrical Circuits	8,676,727	95,512,165	184,821,919	1,923,532,295
773	Equipment For Distributing Electricity	8,178,516	84,546,066	79,586,102	712,645,339
774	Electrical Apparatus For Medical Purposes And Radiological Apparatus	229,711	1,498,128	16,475,017	94,677,701
775	Household Type, Electrical/non-electrical Equipments	6,758,034	82,133,698	30,769,794	496,151,613
776	Thermionic, Cold Cathode, And Photo Cathode Valves/tubes	3,615,979	41,182,552	185,661,567	1,867,094,605
778	Electrical Machinery And Apparatus	14,286,165	156,963,997	187,542,535	1,893,342,246
781	Passenger Motor Cars	25,262,401	178,614,095	179,110,404	1,719,436,396
782	Motor Vehicle For The Transportation Of Goods	23,029,994	244,668,794	241,302,488	2,320,705,152
783	Road Motor Vehicles	1,014,385	8,170,557	8,170,595	102,812,946
784	Parts And Accessories Of The Motor Vehicles	25,154,244	220,669,805	216,305,171	1,837,179,151
785	Motorcycles, Scooters, And Other Cycles Motorized/non Motorized	17,201,995	155,204,147	66,511,228	613,057,444
786	Trailers And Other Vehicles, Not Motorized	977,829	18,981,973	3,540,059	58,857,859
791	Railway Vehicles And Associated Equipments	458,335	7,210,747	6,577,518	54,594,366
792	Aircraft And Associated Equipments And Parts	503,135	7,905,654	297,697,517	3,284,829,825
793	Ships, Boats, And Floating Structures	60,241,271	1,018,616,156	119,217,790	1,732,862,485
811	Prefabricated Buildings	986,026	9,837,001	2,088,778	25,539,029
812	Sanitary, Plumbing, Heating, And Lighting Fixtures/fittings	2,491,375	17,483,737	8,549,048	42,171,362
813	Lighting Fixtures And Fittings	2,200,234	21,485,233	10,157,800	88,314,212
821	Furnitures And Parts	9,265,005	74,494,560	23,827,656	198,193,669
831	Travel Goods	3,172,083	25,434,376	13,647,962	103,867,111
841	Men's Coats/jackets, Not Knitted	659,858	5,929,678	3,285,788	32,553,074

I-2 IMPOR MENURUT GOLONGAN BARANG SITC / IMPORT BY SITC COMMODITY GROUPS  
 \*\*\* NOVEMBER / NOVEMBER 2010 \*\*\*

SITC	Uraian golongan barang Group description	Berat bersih/ Net weight (Kg)		Nilai/Value C.I.F (US\$)	
		Bulan ini Current month	Kumulatif Cum.Jan.to date	Bulan ini Current month	Kumulatif Cum.Jan.to date
	C. By Commodity 3 digit SITC				
842	Women's Coats/jacket, Not Knitted	664,549	6,930,145	3,974,403	41,943,681
843	Men's Coats/jackets, Knitted	214,345	1,988,722	1,457,971	16,135,510
844	Women's Coats/jackets, Knitted	1,403,047	10,990,848	5,651,781	46,055,263
845	Articles Of Apparel	1,004,801	8,888,576	8,514,294	75,666,411
846	Clothing Accessories Of Textiles Fabrics	479,172	3,835,625	5,490,165	48,579,811
848	Articles Of Apparel And Clothing Accessories Of Other Than Textile Fab	1,496,299	11,828,208	7,650,724	69,565,222
851	Footwears	4,500,599	41,385,400	24,462,333	218,815,535
871	Optical Instrument And Apparatus	68,493	1,045,812	3,753,850	30,445,997
872	Medical Instruments And Appliances	1,334,672	12,324,551	18,930,661	140,177,328
873	Meters And Counters	1,002,017	10,153,427	15,913,137	209,824,752
874	Measuring, Checking, Analysing, And Controlling Instrument And	2,688,003	27,669,606	117,142,024	741,872,053
881	Photographic Apparatus And Equipments	262,431	2,143,560	3,853,652	31,269,930
882	Photographic And Cinematographic Supplies	1,356,061	12,075,408	6,483,902	62,066,441
883	Cinematograph Film, Exposed And Developed	8,948	69,544	646,720	4,917,923
884	Optical Goods	570,261	5,036,820	17,166,993	162,896,085
885	Watches And Clocks	550,029	5,317,714	3,402,766	31,152,924
891	Arms And Ammunitions	420,044	883,662	65,280,258	211,645,066
892	Printed Matter	1,691,334	12,738,284	14,893,203	128,388,049
893	Article Of Plastics	14,315,988	151,766,538	61,907,217	551,481,034
894	Baby Carriages, Toys, Games, And Sporting Goods	5,067,449	42,304,217	16,114,099	155,440,586
895	Office And Stationery Supplies	1,940,646	21,011,349	9,239,376	91,152,513
896	Works Of Art, Collectors Pieces And Antiques	63,062	854,148	192,538	3,132,462
897	Jewellery, Goldsmith, Silversmith Wares, And Other Articles	567,239	4,970,897	3,332,536	32,033,156
898	Musical Instrument And Parts/accessories	1,846,520	19,049,349	27,694,311	285,420,811
899	Other Miscellaneous Manufactured Articles	6,904,191	53,804,703	44,864,134	398,958,464
961	Coin Not Being Legal Tender	451,364	4,574,467	1,882,164	19,075,386
971	Gold, Non-monetary	46,376	323,723	6,381,506	57,535,677
	<b>TOTAL IMPORT</b>	<b>10,544,653,530</b>	<b>99,893,622,851</b>	<b>13,007,603,335</b>	<b>122,516,613,469</b>

I.3. IMPOR MENURUT KOMODITI / IMPORT BY HS COMMODITY  
 \*\*\* NOVEMBER / NOVEMBER 2010 \*\*\*

HS	Uraian Komoditi Commodity Description	Berat Bersih / Net Weight (Kg)		Nilai / Value C.I.F (US\$)	
		Bulan ini Current Month	Kumulatif Cum.Jan. to date	Bulan ini Current Month	Kumulatif Cum.Jan. to date
0101903000	Horses, oth than pure bred breeding	0	9,764	0	30,240
0102100000	Live bovine,pure-bred breeding animals	406,575	966,775	1,295,505	2,581,265
0102901000	Live oxen, other than pure-bredbreeding animals	12,302,138	198,601,816	29,879,798	420,948,940
0102902000	Live buffaloes, other than pure-bredbreeding animals	0	949,325	0	2,085,369
0104209000	Live goats,other than breeding animals	0	704	0	10,405
0105199000	Breeding guinea fowls, live,weight<=185g	0	765	0	17,877
0105941000	Breed.fowl of the spec.gallus domesticus,oth than fighting cock, weight<=2000 g	0	4,808	0	233,939
0105942000	Fighting cocks, weigh<=2000 g,fowls of the species gallus domestic	0	18	0	402
0106190000	Live mammals, oth than primates, dolphinporpoises, manatees and dugongs	575	2,446	15,201	79,215
0106200000	Live reptiles (including snakes andturtles)	0	87	0	1,320
0106390000	Other birds, live	0	72	0	8,347
0106900000	Other live animals, for humanconsumption	0	38	0	1,579
0201100000	Carcasses & half-carcasses of bovineanimals, fresh or chilled	0	20	0	221
0201200000	Oth cuts with bone in of bovine animals,fresh or chilled	141	672	2,948	12,151
0201300000	Meat of bovine animals, boneless,fresh or chilled	105,932	1,447,572	585,388	6,245,475
0202100000	Carcasses & half-carcasses of bovineanimals, frozen	0	138,430	0	515,920
0202200000	Oth cuts with bone in of bovine animals,frozen	376,769	3,665,838	697,336	7,579,184
0202300000	Meat of bovine animals, boneless,frozen	7,140,964	77,293,350	24,006,914	249,617,356
0203290000	Other meat of swine, frozen	0	16,820	0	24,127
0204100000	Carcasses & half-carcasses of lamb,fresh or chilled	0	175	0	1,995
0204220000	Oth cuts with bone in of sheep,fresh or chilled	181	31,145	2,894	261,768
0204230000	Other meat of sheep, boneless, fresh orchilled	11,597	35,153	73,773	226,435
0204300000	Carcasses&half-carcasses of lamb,frozen	0	4,496	0	30,119
0204410000	Carcasses & half-carcasses of sheep,frozen	22,689	97,660	133,553	620,357
0204420000	Oth cuts with bone in of sheep, frozen	35,735	343,148	185,537	2,494,303
0204430000	Other meat of sheep, boneless, frozen	10,522	169,119	82,164	1,299,674
0204500000	Meat of goats, fresh, chilled or frozen	0	29,188	0	94,107
0206100000	Edible offal of bovine animals,fresh or chilled	0	41,491	0	129,988
0206210000	Tongues of bovine animals, frozen	0	26,681	0	64,127
0206220000	Livers of bovine animals, frozen	362,934	3,801,397	675,132	7,122,833
0206290000	Other edible offal of bovine animals,frozen	3,375,370	39,784,170	8,083,710	85,327,083
0206300000	Edible offal of swine,fresh or chilled	0	35,418	0	95,305
0206900000	Edible offal of sheep, goats, horses,asses, mules or hinnies, frozen	0	51,981	0	99,462
0207149000	Oth cuts & offals of fowl of the speciesgallus domesticus, frozen	13,851	120,618	56,615	224,198
0207250000	Meat and edible offal of turkeys, notcut in pieces, frozen	187	66,704	683	169,028
0207331000	Meat and edible offal of ducks,not cut in pieces, frozen	91,971	474,559	117,906	664,777
0207369000	Oth cut & offal of ducks, geese/guineafowls, frozen	14,670	97,283	25,358	147,111
0208300000	Meat and edible offal of primates,fresh, chilled or frozen	0	14,197	0	33,868
0208900010	Frogs legs	0	4,000	0	19,400
0210999000	Oth meat & edible, incl. frours & mealsalted, in brine, dried or smoked	0	59,977	0	438,848
0301102000	Ornamental marine fish, live	0	8,609	0	7,156
0301103000	Freshwater ornamental fish, live	0	1,415	0	9,475
0301920000	Eels (anguilla spp.), live	0	2,604	0	48,449
0301993990	Other marine fish, live	7,200	31,400	3,662	15,648
0301994010	Tilapia fish, live	5,060	11,820	2,573	5,850
0301994090	Other freshwater fish, live	127,379	693,524	96,965	615,433
0302110000	Trout (salmo trutta & orcorhynchuses),excl.fillets, livers/roes, fresh/chilled	0	25,340	0	21,989
0302190000	Oth salmonidae fish,excl.fillet,liverand roes, fresh or chilled	9,800	409,087	9,139	362,784
0302230000	Sole fish, excl.fillets,livers & roesfresh or chilled	0	26,642	0	20,386
0302290000	Oth flat fish, excl.fillet,liver & roesfresh or chilled	0	41,319	0	51,124
0302320000	Yellowfin tunas,excl.fillets, livers &roes, fresh or chilled	0	10,880	0	14,700
0302330000	Skipjack or stripe-bellied bonito,excl.fillets,livers & roes,fresh or chilled	0	252,934	0	166,532
0302390000	Oth tunas, excl.fillets, livers & roes,fresh or chilled	29,770	177,900	58,716	220,736
0302610000	Sardines, excl. fillets, livers & roes,fresh or chilled	25,907	923,664	52,010	838,969
0302620000	Haddock, excl. fillets, livers & roes,fresh or chilled	0	9,804	0	24,333
0302640000	Mackerel, excl. fillets livers & roes,fresh or chilled	13,722	93,077	27,899	185,078
0302691090	Other marine fish excl.fillets, liversand roes, fresh or chilled	15,400	463,022	14,361	415,062
0302692010	Tilapia, excl.fillets, livers and roes,fresh or chilled	17,850	273,961	16,647	241,005
0302692090	Other freshwater fish, excl.fillets,livers and roes, fresh or chilled	32,900	258,916	30,681	227,375
0302700000	Livers & roes of fish, fresh/chilled	0	17,994	0	32,042
0303110000	Sockeye salmon, excl.fillets, livers &roes, frozen	0	6,254	0	30,180
0303190000	Oth pacific salmon, excl.fillet, liverand roes, frozen	0	72,600	0	54,450
0303210000	Trout, excl.fillets, livers and roes,frozen	22,500	22,587	174,375	174,867
0303220000	Atlantic & danube salmon, excl.fillets,livers and roes, frozen	17,977	182,165	203,064	1,724,507
0303290000	Other salmonidae, excl.fillets, liversand roes, frozen	1,185	108,740	2,018	319,663
0303310000	Halibut, excl.fillets, livers and roes,frozen	19	1,800	255	8,789
0303330000	Sole, excl.fillets, livers & roes,frozen	652	8,030	5,973	51,378
0303390000	Oth flat fish, excl.fillets, livers &roes, frozen	12,634	288,788	92,033	742,290
0303410000	Albacore/longfinned tunas,excl.fillet,livers and roes, frozen	0	1,387,884	0	3,532,880
0303420000	Yellow fin tunas, excl.fillet, liver &roes, frozen	258,060	4,044,867	408,200	6,622,067
0303430000	Skipjack or stripe-bellied bonito,excl.fillets, livers and roes, frozen	1,118,259	11,910,742	961,894	11,515,023
0303490000	Oth tunas, excl.fillets,livers & roes,frozen	48,918	1,674,313	41,553	1,346,043
0303510000	Herring clupea harengus,clupea pallasii),excl.fillets,livers and roes,frozen	0	9,219	0	11,338
0303520000	Cod (gadus morhua, ogac, macrocephalu),excl.fillets,livers and roes,frozen	2,667	38,405	3,677	122,892
0303610000	Swordfish (xiphias gladius),excl.fillets,livers and roes,frozen	71,299	150,722	49,909	121,864
0303710000	Sardines, excl.fillets, livers and roes,frozen	3,518,248	9,740,783	2,032,029	6,284,584

I.3. IMPOR MENURUT KOMODITI / IMPORT BY HS COMMODITY  
 \*\*\* NOVEMBER / NOVEMBER 2010 \*\*\*

HS	Uraian Komoditi Commodity Description	Berat Bersih / Net Weight (Kg)		Nilai / Value C.I.F (US\$)	
		Bulan ini Current Month	Kumulatif Cum.Jan. to date	Bulan ini Current Month	Kumulatif Cum.Jan. to date
0303740000	Mackerel, excl.filletts, livers and roes,frozen	11,328,498	86,648,561	8,387,234	63,033,671
0303750000	Dogfish and other sharks, excl.filletts,livers and roes, frozen	33,200	126,091	276,617	856,924
0303760000	Eels, excl.filletts, livers & roes,frozen	8,888	63,421	24,233	174,171
0303770000	Sea bass, excl.filletts, livers and roes,frozen	0	1,493	0	9,942
0303791090	Other marine fish, excl.filletts, liversand roes, frozen	3,278,709	23,945,480	2,339,402	18,482,578
0303792010	Tilapia, excl.filletts, livers and roes,frozen	235,546	1,043,431	181,613	801,493
0303792090	Other freshwater fish, excl.filletts,livers and roes, frozen	54,877	1,559,562	65,647	1,274,877
0303801000	Livers of fish, frozen	0	5,424	0	15,867
0303802000	Roes of fish, frozen	444	6,097	612	22,499
0304190000	Other fish fillets,fresh or chilled	0	19,020	0	27,560
0304210000	Swordfish (xiphias gladius)frozen fillets	0	28,678	0	213,891
0304290000	Other fish fillets,frozen	246,010	2,455,647	611,085	6,630,649
0304990000	Other fish meat (whether or not minced)frozen	48,600	372,714	34,992	305,918
0305100000	Flours, meals and pellets of fish,fit for human consumption	0	44,220	0	236,070
0305201000	Livers & roes of freshwater fish, dried,salted or salted or in brine	0	555,123	0	444,098
0305209000	Others livers & roes of fish, dried,smoked, salted or in brine	0	27,570	0	24,315
0305300000	Fish fillets, dried,salted or in brine,but not smoked	0	34,531	0	138,169
0305490000	Other smoked fish, including fillets	24,090	131,952	54,159	149,032
0305591000	Sharks fins, dried, salted/unsaltedbut not smoked	962	146,578	12,920	696,743
0305592000	Marine fish, including anchovies, dried,salted/unsalted, but not smoked	3,450,869	30,736,914	2,877,291	25,157,479
0305599000	Other dried fish, salted/unsalted butnot smoked	149,449	2,369,181	227,923	2,693,656
0305630000	Anchovies(engraulis spp.), salted butnot dried or smoked and in brine	13,334	13,334	12,000	12,000
0305691000	Marine fish, incl sharks fin,salted butnot dried or smoked and in brine	0	12,529	0	54,873
0305699000	Other fish, salted but not dried orsmoked and in brine	0	562	0	395
0306110000	Rock lobsters and oth sea crawfish, ( Ja,Palinurus,Panulirus spp.) frozen	125,000	334,558	275,000	939,479
0306130000	Shrimps and prawns, frozen	101,711	1,327,256	630,739	7,826,156
0306140000	Crabs, frozen	218,971	1,878,244	1,536,871	11,681,521
0306190000	Other, incl flours, meals & pellets ofcrustac, fit for human consump,frozen	452	19,991	6,420	118,861
0306231000	Shrimps and prawns, breeder	1,270	10,134	20,503	304,370
0306234900	Other shrimps and prawns, driedin oth than airtight containers	0	389	0	1,375
0306239900	Oth shrimps and prawns, not frozenin oth than airtight containers	0	1,113	0	4,593
0306249100	Crabs,in airtight container, not frozen	0	13,533	0	163,115
0306249900	Other crabs, not frozennot in airtight containers	0	21,401	0	259,799
0306299900	Other crustaceans, not frozenin oth than airtight containers	440	5,448	4,136	65,918
0307102000	Oysters, fresh, chilled or frozen	1,694	19,847	7,767	78,777
0307212000	Scallops, fresh or chilled	0	4,980	0	5,822
0307291000	Scallops, frozen	90,463	562,948	207,577	1,398,384
0307312000	Mussels, fresh or chilled	353	853	2,670	5,766
0307391000	Mussels, frozen	9,078	72,740	32,321	195,836
0307392000	Mussels, dried, salted or in brine	0	10	0	6
0307412000	Cuttle fish and squid,fresh or chilled	0	5,699	0	7,480
0307491000	Cuttle fish and squid, frozen	596,247	6,158,284	795,859	6,635,060
0307492000	Cuttlefish&squid,dried,salted/in brine	0	11,002	0	24,546
0307512000	Octopus, fresh or chilled	0	14,483	0	23,389
0307591000	Octopus, frozen	25,630	178,117	38,226	278,487
0307602000	Snails, other than sea snails, fresh,chilled or frozen	0	916	0	1,529
0307991000	Other molluscs, frozen	0	157,404	0	206,999
0307992000	Beche-de-mer(trepang), dried, saltedor in brine	0	98	0	328
0307999000	Oth aquatic invertebrates not crstceans,for human consumpt dried,salted/in brir	0	3,343	0	6,756
0401100000	Milk and cream, not concentrated, no addsugar, of a fat content, by weight < 1%	105,144	1,258,232	385,511	4,168,321
0401200000	Milk and cream, not concentrated, no addsugar, of a fat content, by weight 1- 6	21,614	448,633	35,093	600,546
0401300000	Milk and cream, not concentrated, no addsugar, of a fat content, by weight > 6%	175,475	2,051,040	559,837	5,963,860
0402103000	Milk&cream fat cont<=1.5%,in solid formadded sugar/oth sweet,in cont>= 20 kg	8,883,500	101,927,450	27,078,454	308,647,955
0402109000	Milk&cream fat cont<=1.5%,in solid formadded sugar/oth sweet,in cont< 20 kg	1,732,102	23,282,136	6,000,023	75,259,058
0402212000	Milk&cream fat cont> 1.5%,in solid formnot added sugar/oth sweet,in cont>=20	1,445,549	25,867,958	5,577,745	96,711,114
0402219000	Milk&cream fat cont> 1.5%,in solid formnot added sugar/oth sweet,in cont<20 k	174,507	2,203,195	707,547	9,410,786
0402292000	Milk&cream fat cont> 1.5%,in solid formadded sugar/oth sweet,in cont>= 20 kg	201,600	430,424	613,872	1,404,406
0402299000	Milk&cream fat cont> 1.5%,in solid formadded sugar/oth sweet,in cont< 20 kg	914,861	11,290,869	9,004,875	90,570,178
0402910000	Other milk & cream, not containingadded sugar/other sweetening	0	39,275	0	123,716
0402990000	Other milk&cream, containing addeddsugar/other sweetening	418,797	6,518,555	603,631	8,186,306
0403101100	Yoghurt in liquid form, incl. condensedform,cont.fruits, nuts, cocoa or flavor	278	5,313	1,153	31,752
0403101900	Yoghurt in other form, containing fruits,nuts, cocoa or flavoring matter	0	37,531	0	143,454
0403109100	Yoghurt in condensed form, not contain fnut, cocoa, or flavoring matter	0	16,241	0	14,296
0403109900	Yoghurt in other form, not contain fruitnut, cocoa, or flavoring matter	0	78,177	0	118,955
0403901000	Buttermilk	637,800	10,241,052	1,874,088	27,981,656
0403909000	Curdled milk and cream, kephir & otherfermented milk and cream	25,756	2,107,697	50,645	1,724,619
0404101100	Whey, whether/not concentrated/containadd sugar/sweetening,for human cons	3,135,910	51,435,169	5,168,991	73,544,357
0404101900	Modified whey,whether/not concentr/contadd sugar/sweetening,for human cor	824,625	14,599,344	1,423,217	25,685,158
0404109900	Modified whey,whether/not concentr/contadd sugar/sweetening,for animal fee	0	43,194	0	85,746
0404900000	Oth products consisting of natural milk	96,000	1,932,068	97,012	4,770,756
0405100000	Butter derived from milk	522,091	5,510,300	3,165,182	27,898,612
0405200000	Dairy spreads derived from milk	0	12,916	0	34,232
0405901000	Anhydrous butterfat derived from milk	479,616	7,746,107	2,386,165	36,387,119
0405902000	Butter oil derived from milk	0	160,080	0	564,609
0405909000	Other fats and oils derived from milk	16,800	440,609	77,448	1,822,149
0406101000	Fresh cheese (unripened or uncured),including whey cheese	814,124	6,948,109	3,245,677	29,062,995
0406109000	Fresh curd (unripened or uncured)	0	39,364	0	300,053
0406201000	Grated/powdered cheese,in packages ofa gross weight exceeding 20 kg	12,075	151,327	79,092	1,252,432

I.3. IMPOR MENURUT KOMODITI / IMPORT BY HS COMMODITY  
 \*\*\* NOVEMBER / NOVEMBER 2010 \*\*\*

HS	Uraian Komoditi Commodity Description	Berat Bersih / Net Weight (Kg)		Nilai / Value C.I.F (US\$)	
		Bulan ini Current Month	Kumulatif Cum.Jan. to date	Bulan ini Current Month	Kumulatif Cum.Jan. to date
0406209000	Grated/powdered cheese,in packages of a gross weight <= 20 kg	24,724	403,164	145,671	2,144,705
0406300000	Processed cheese,not grated or powdered	264,277	6,055,058	1,262,771	26,568,765
0406400000	Blue veined cheese and oth cheesecont veins prod by penicillium roquefort	0	110	0	1,031
0406900000	Other cheese	107,230	626,135	580,469	3,975,543
0407001900	Other birds' eggs, fresh for hatching	0	15	0	370
0407009200	Ducks' eggs,in shell , preserved or cook	0	7,766	0	16,675
0408110000	Egg yolks, dried	15,929	257,023	84,963	1,192,079
0408190000	Egg yolks, other than dried	0	16,900	0	59,257
0408910000	Birds' eggs, not in shell, dried	58,674	966,869	269,483	5,314,038
0408990000	Birds eggs, not in shell, oth than dried	2,699	2,699	9,451	9,451
0409000000	Natural honey	1,264,389	14,793,724	2,735,457	26,541,042
0410001000	Birds' nests	72	1,417	36,966	47,031
0410009000	Other edible products of animal origin,not elsewhere specified or included	623	1,644	3,775	29,206
0501000000	Human hair, unworked, whether or notwashed or scoured; waste of human hair	16,152	128,097	1,309,271	8,996,422
0502900000	Badger hair and other brush making hairand waste thereof	99,304	986,597	663,896	5,913,967
0504000000	Animals guts, bladder & stomachs, fresh,chilled,frozen,salt.,brined,dried/smokec	0	90	0	2,474
0505101000	Duck feathers and down, of a kind usedfor stuffing	13,246	419,458	158,786	7,376,084
0505109000	Feathers and down other than duck, of a kind used for stuffing	118	24,112	9,870	941,701
0505901000	Duck feathers and down, used other thanfor stuffing	3,910	166,613	32,686	1,524,499
0505909000	Other skins and parts of birds; powderand wsate of feather or part of feathers	596,427	4,239,984	433,807	4,213,963
0507902000	Tortoise-shell, unworked/ simply pre-pared but not cut to shape	0	11	0	201
0508001000	Coral&similar material,unworked/simplyprepared but not otherwise worked	500	1,360	10,750	37,270
0508002000	Shells of molluscs, crustaceans/echinoderms,unworked/simply prepared uncut	16,602	152,019	78,029	162,798
0508009000	Cuttle-bone,unworked/simply preparednot cut to shape,powder&waste thereof	16,600	98,078	3,901	56,186
0511100000	Bovine semen	44	179	16,506	192,594
0511911000	Dead animals of fish/crustaceans,molluscs/other aquatic invertebrates	0	39,100	0	23,971
0511912000	Roes	0	535,943	0	328,720
0511913000	Artemia egg (brine shrimp egg)	10,914	96,179	265,020	1,707,739
0511919000	Oth.product of fish or crustaceans,moluscs or oth.aqua invertebrates	371,764	1,950,419	334,008	1,563,662
0511999000	Other animal products not elsewherespecified or included	383,736	2,163,081	285,756	1,966,107
0601100000	Bulbs, tubers, tuberous roots, corms,crowns & rhizomes, dormant	156	13,755	2,776	40,276
0601209000	Bulbs,tubers,tuberous roots, cormscrowns & rhizomes, in growth or in flower	70,206	145,628	49,958	145,432
0602101000	Orchid cuttings and slips, unrooted	1,192	1,192	654	654
0602102000	Rubber wood, unrooted cutting and slips	3	4	2	4
0602109000	Unrooted cutting and slips of oth plants	14,380	123,866	11,000	99,853
0602200000	Trees, shrubs & bushes, grafted or not,of kinds which bear edible fruit or nuts	0	138	0	14,094
0602400000	Roses, grafted or not	330	2,776	11,079	133,404
0602902000	Orchid seedlings	6,050	25,609	10,000	39,500
0602904000	Budded rubber stumps	0	2	0	40
0602909000	Other live plants; mushroom spawn	19,679	211,913	236,880	1,255,432
0603140000	Chrysanthenums, fresh flowers of a kindsuitable for bouquets/ornamental purp	0	3,024	0	45,265
0603900000	Flowers of a suitable for ornamental, dried, dyed, bleached / othwise prep	0	1,232	0	3,653
0604100000	Mosses and lichens	0	55,545	0	132,661
0604910000	Foliage, branches & oth parts of plants,fresh	5,271	15,867	7,397	16,861
0604990000	Foliage, branches & oth parts of plants,other than fresh	0	31,963	0	28,242
0701100000	Potatoes seed, fresh or chilled,	52,000	2,525,688	54,104	2,326,911
0701900000	Potatoes, other than seed, fresh or chilled	2,169,794	21,224,571	1,318,978	12,817,693
0702000000	Tomatoes, fresh or chilled	381	57,180	1,448	54,805
0703101900	Onions,fresh/chilled,oth.than bulbsfor propagation	11,400,592	46,742,487	5,109,360	19,818,963
0703102100	Shallots bulbs for propagationfresh or chilled	0	2,697,656	0	1,196,493
0703102900	Shallots,fresh/chilled,oth than bulbsfor propagation	3,499,658	65,689,937	1,784,278	29,935,289
0703209000	Garlic,fresh/chilled, oth than bulbsfor propagation	26,554,343	329,152,722	20,743,742	222,101,226
0703909000	Leeks & oth.alliaceous, fresh/chilledoth than bulbs for propagation	19,911	558,636	32,409	767,966
0704101000	Cauliflowers, fresh or chilled	25,184	257,545	28,657	291,198
0704102000	Headed broccoli, fresh or chilled	46,430	549,934	51,561	640,567
0704200000	Brussels sprouts, fresh or chilled	22	104	85	350
0704901000	Cabbages, fresh or chilled	8,247	1,053,234	8,339	652,799
0704909000	Kohlrabi, kale and similar ediblebrassicac, fresh or chilled	8,993	128,285	10,409	144,668
0705110000	Cabbage lettuce (head lettuce), freshor chilled	4,567	63,605	6,178	90,724
0705190000	Other lettuce, fresh or chilled	5,457	72,745	5,000	74,437
0705290000	Other chicory, fresh or chilled	50	5,044	15	6,109
0706101000	Carrots, fresh or chilled	1,904,773	29,323,600	949,321	15,360,611
0706102000	Turnips, fresh or chilled	0	213	0	241
0706900000	Salad beetroot,salsify,celeriac,radishand similar edible roots,fresh/chilled	47,323	76,594	1,129,736	1,158,278
0707000000	Cucumbers and gherkins, fresh/chilled	1,758	29,153	3,668	44,732
0708100000	Peas (pisum sativum), fresh/chilled	669,202	5,623,888	258,129	2,029,670
0708200000	Beans (vigna spp., phaseolus spp.),fresh or chilled	23,000	23,046	36,800	36,881
0708900000	Other leguminous vegetables, fresh orchilled	287	34,282	323	48,364
0709200000	Asparagus, fresh or chilled	100	6,690	144	9,096
0709300000	Aubergines (egg-plants),fresh/chilled	64	1,099	21	339
0709400000	Celery oth than celeriac,fresh/chilled	4,547	48,608	6,684	90,219
0709510000	Mushrooms of the genus agaricus, freshor chilled	37,826	572,661	43,123	782,647
0709590000	Other mushrooms, fresh or chilled	43,292	610,913	76,447	884,143
0709601000	Chillies, other than giant chillies,fresh or chilled	57,002	1,556,040	70,651	1,237,810
0709609000	Other fruits of the genus capsicum orof the genus pimenta, fresh or chilled	1,290	132,191	1,909	107,204
0709700000	Spinach, new zealand spinach & orachespinach, fresh or chilled	1,109	21,041	1,570	29,809
0709909000	Other vegetables, fresh or chilled	126,718	1,050,253	135,545	1,071,413
0710100000	Potatoes, frozen	424,464	4,814,082	420,404	4,627,226

I.3. IMPOR MENURUT KOMODITI / IMPORT BY HS COMMODITY  
 \*\*\* NOVEMBER / NOVEMBER 2010 \*\*\*

HS	Uraian Komoditi Commodity Description	Berat Bersih / Net Weight (Kg)		Nilai / Value C.I.F (US\$)	
		Bulan ini Current Month	Kumulatif Cum.Jan. to date	Bulan ini Current Month	Kumulatif Cum.Jan. to date
0710210000	Peas (pisum sativum), frozen	252,907	2,122,787	129,125	1,057,205
0710220000	Beans (vigna spp,phaseolus spp), frozen	0	284	0	1,247
0710290000	Other leguminous vegetable, frozen	98,050	1,098,487	116,659	1,202,014
0710300000	Spinach,new zealand spinach and orachespina	0	37,440	0	55,278
0710400000	Sweet corn, frozen	101,089	678,086	95,637	623,912
0710800000	Other vegetables, frozen	7,349	263,635	7,141	508,270
0710900000	Mixtures of vegetables, frozen	94,735	782,668	96,123	763,307
0711209000	Olives, preserved in other preservation	1,798	13,003	9,086	60,832
0711409000	Cucumber and gherkins, preserved in other preservation	811	7,716	3,980	16,332
0711599000	Other mushrooms and trufflesspreserved in other preservation	0	9,890	0	7,917
0711901000	Sweet corn, provisionally preserved	2,500	23,275	29,773	71,658
0711902000	Chillies, provisionally preserved	13,000	81,936	8,320	59,452
0711903000	Capers, provisionally preserved	0	737	0	4,632
0711905000	Onions, preserved other than by sulphurdioxide gas	0	6	0	5
0711909000	Oth vegetables, mixtures of vegetablesprovisionally preserved	16,994	160,776	14,215	158,890
0712200000	Onios, dried, whole, cut, sliced,broken/in powder, but not further prep	307,727	3,286,645	842,860	9,001,787
0712310000	Mushrooms (genus agaricus), dried,whole,broken/in powder, but not further prep	200	43,363	4,848	117,591
0712320000	Wood ears (auricularia spp.),dried,whole,broken/in powder, but not further prep	75,581	361,943	79,240	383,989
0712330000	Jelly fungi (tremella spp.),dried,whole,cut, broken/in powder,but not furth prep	3,876	37,802	4,264	41,022
0712391000	Truffles, dried, whole, cut, sliced,broken/in powder, but not further prep	4,275	17,895	11,815	48,116
0712399000	Other mushrooms, dried, whole,cut,sliced,broken/in powder, but not further prep	16,363	587,453	32,338	1,345,129
0712901000	Garlic, whole, cut, sliced,broken/in powder, but not further prep	196,997	2,569,597	384,537	4,663,917
0712909000	Other vegetables/mixtures of vegetableswhole, cut, sliced, but not further prep	111,933	959,699	245,128	2,270,192
0713101000	Peas, dried, for sowing	0	19,547	0	55,374
0713109000	Peas, dried, other than for sowing	477,999	3,953,656	141,518	1,197,390
0713201000	Chickpeas(garbanzos), dried, for sowing	0	357	0	495
0713209000	Chickpeas(garbanzos), dried, other thanfor sowing	51,827	203,657	25,243	87,684
0713319000	Beans (vigna mungo hepper/vigna radiatawilczek), dried, other than for sowing	4,098,963	42,702,586	3,279,674	33,867,920
0713321000	Small red (adzuki) beans (phaseolus orvigna angularis), dried, for sowing	0	10,410	0	4,034
0713329000	Small red(adzuki) beans(phaseolus/vigna)dried, other than for sowing	0	160,485	0	76,998
0713331000	Kidney beans, including white pea beans(phaseolus vulgaris),dried,for sowing	0	222	0	1,559
0713339000	Kidney beans, including white pea beansdried, other than for sowing	189,558	8,904,140	61,800	3,505,179
0713399000	Other beans,dried,other than for sowing	157,344	3,108,401	189,226	2,395,347
0713409000	Lentils, dried, other than for sowing	1,048	16,440	3,348	32,268
0713509000	Broad beans & horse beans, dried,other than for sowing	699,785	8,764,931	433,935	5,138,526
0713901000	Other dried leguminous vegetables,for sowing	0	5,473	0	15,495
0713909000	Other dried leguminous vegetables,other than for sowing	471,392	3,385,756	338,987	2,339,466
0714101900	Manioc (cassava) sliced or in form of pellets	273	7,776	81	4,367
0714109000	Manioc (cassava), in other form	183	11,883	89	10,092
0714200000	Sweet potatoes	2,234	30,025	2,942	40,754
0714909000	Arrowroot, salep, jerusalem artichokes,& similar roots/tubers with high starch	6,477	103,632	7,346	113,204
0801110000	Coconuts, desiccated, fresh or dried	161	115,946	790	177,048
0801190000	Coconuts, other than desiccatedfresh or dried	141,863	1,996,826	104,868	1,370,728
0801210000	Brazil nuts, in shell, fresh or dried	675	676	3,815	3,816
0801220000	Brazil nuts, shelled, fresh or dried	0	103	0	832
0801310000	Cashew nuts, in shell, fresh or dried	0	1,737,069	0	1,468,339
0801320000	Cashew nuts, shelled, fresh or dried	0	288,647	0	1,293,848
0802110000	Almonds, in shell, fresh or dried	0	563	0	2,430
0802120000	Almonds, shelled, fresh or dried	25,580	654,915	144,705	3,619,892
0802220000	Hazelnut/filberts, shelled, fresh/dried	2,000	46,461	13,900	324,949
0802320000	Walnuts, shelled, fresh or dried	13,159	40,993	86,005	193,433
0802400000	Chestnuts (castanea spp.), fresh/dried,whether or not,shelled or peeled	4,928	32,292	7,113	36,452
0802500000	Pictachios, fresh or dried	10,000	86,437	7,000	149,284
0802600000	Macadamia nuts,fresh or dried,whether or not,shelled or peeled	0	6,072	0	66,297
0802901000	Areca nuts, fresh or dried	17,010	61,897	11,896	43,241
0802909000	Other nuts, fresh or dried	26,464	177,653	32,403	586,912
0803001000	Pisang mas, pisang rastali, pisangberangan & pisang embun, fresh/dried	139,338	1,815,939	69,417	807,416
0803009000	Other bananas, including plantains,fresh or dried.	55,961	682,647	30,721	615,119
0804100000	Dates, fresh or dried	1,547,109	15,865,445	1,240,988	17,275,235
0804200000	Figs, fresh or dried	1,998	2,363	5,010	7,606
0804300000	Pineapples, fresh or dried	3,177	79,328	1,607	48,660
0804400000	Avocados, fresh or dried	90	13,408	366	17,592
0804501000	Guavas	7,409	56,337	11,769	66,139
0804502000	Mangoes	345	1,128,539	1,690	817,003
0804503000	Mangoosteens	0	12,608	0	7,024
0805100010	Oranges, fresh	2,199,970	29,593,042	1,656,588	22,999,846
0805100020	Oranges, dried	0	1,998	0	3,297
0805200000	Mandarin (incl. tangerines & satsumas),& similar citrus hybrids, fresh or dried	11,511,710	128,491,285	10,295,153	114,918,637
0805400000	Grapefruit, including pomelosfresh or dried	14,127	219,078	13,909	186,592
0805500000	Lemons and limes, fresh or dried	176,189	760,463	172,673	753,364
0805900000	Other citrus fruit, fresh or dried	19,297	104,545	29,404	131,306
0806100000	Grapes, fresh	3,466,311	36,123,229	6,780,107	71,226,277
0806200000	Grapes, dried	197,567	1,359,392	305,939	2,013,063
0807110000	Watermelons, fresh	88,978	1,001,302	38,068	585,391
0807190000	Other melons, fresh	16,413	348,733	10,263	400,351
0807209000	Other papaws (papayas), fresh	33,403	528,529	14,629	359,767
0808100000	Apples, fresh	17,706,021	172,375,505	15,028,943	146,645,709
0808200000	Pears and quinces, fresh	8,791,924	97,065,705	6,823,082	76,856,697

I.3. IMPOR MENURUT KOMODITI / IMPORT BY HS COMMODITY  
 \*\*\* NOVEMBER / NOVEMBER 2010 \*\*\*

H S	Uraian Komoditi Commodity Description	Berat Bersih / Net Weight (Kg)		Nilai / Value C.I.F (US\$)	
		Bulan ini Current Month	Kumulatif Cum.Jan. to date	Bulan ini Current Month	Kumulatif Cum.Jan. to date
0809100000	Apricots, fresh	0	17	0	72
0809200000	Cherries, fresh	936	4,738	4,944	11,134
0809300000	Peaches, including nectarines, fresh	737	32,007	4,026	44,337
0809400000	Plums and sloes, fresh	11,612	111,722	14,963	159,018
0810100000	Strawberries, fresh	22,165	115,895	53,165	277,094
0810200000	Raspberries, blackberries, mulberries,loganberries, fresh	0	475	0	4,554
0810500000	Kiwi fruit, fresh	125,707	1,892,710	218,311	3,702,201
0810600000	Durians, fresh	465,970	23,717,679	671,309	33,722,878
0810901000	Longans, fresh	3,261,227	49,276,485	3,801,094	57,657,750
0810902000	Lychees, fresh	290	899,312	309	725,793
0810903000	Rambutan, fresh	0	23,191	0	12,287
0810904010	Langsat, fresh	8,335	146,053	6,104	68,872
0810904020	Starfruit, fresh	686	3,888	215	7,129
0810905000	Jackfruits (cempedak and nangka), fresh	3,112	29,297	2,435	18,914
0810906000	Tamarinds, fresh	0	70,508	0	53,692
0810908000	Black, white or red currants andgooseberries,fresh	6,262	21,012	21,954	66,458
0810909000	Other fruit, fresh	1,020,522	9,096,562	841,775	7,519,124
0811100000	Strawberries, uncooked or cooked bysteaming or boiling water, frozen	50,000	284,586	62,500	377,904
0811200000	Raspberries,blackberries,mulberries,loganberries,currant,gooseberries,frozen	91	32,281	446	174,675
0811900000	Other fruit and nuts,uncooked/cooked bysteaming or boiling water, frozen	947	214,491	2,765	819,907
0812100000	Cherries, provisionally preserved	0	6,002	0	19,352
0812900000	Oth fruit & nut,provisionally preserved	0	47,098	0	140,071
0813100000	Apricots, dried	4,909	15,736	12,372	59,474
0813200000	Prunes, dried	377	7,922	2,130	26,080
0813300000	Apples, dried	340	156,184	1,920	223,695
0813401000	Longans, dried	10,875	18,194	8,894	15,908
0813402000	Tamarinds, dried	0	183,623	0	115,567
0813409000	Other fruit, dried,	341	46,810	102	147,851
0813502000	Mixture of which dates/nuts other thancashew nuts/brazil nut predmnt by weigl	570,030	1,494,007	336,014	917,965
0813509000	Other mixtures of nuts or dried fruits	0	16,661	0	7,358
0814000030	Peel of citrus fruit or melons,watermelons, dried	360	4,359	2,535	29,004
0814000090	Peel of citrus fruit or melons,watermelons, provisionally preserved	855	855	281	281
0901111000	Arabica wib or robusta oib, not roastednot decaffeinated	770,411	18,217,471	2,201,842	30,327,672
0901119000	Oth coffee,not roasted,not decaffeinated	0	808,279	0	813,149
0901121000	Arabica wib or robusta oib, not roasteddecaffeinated	0	150	0	2,299
0901129000	Oth coffee, not roasted, decaffeinated	411	16,066	1,314	54,792
0901211000	Coffee, roasted, not decaffeinated,unground	30,574	255,640	260,591	1,744,089
0901212000	Coffee, roasted, not decaffeinated,ground	3,278	74,309	52,992	518,641
0901221000	Coffee, roasted, decaffeinated,unground	840	1,783	10,929	21,308
0901222000	Coffee, roasted, decaffeinated, ground	0	4,038	0	50,238
0901902000	Coffee substitutes containing coffee	0	846	0	1,673
0902101000	Green tea (not fermented), in packing<= 3 kg, leaf	0	31,592	0	71,972
0902109000	Green tea (not fermented), in packing<= 3 kg, other than leaf	605	73,811	1,167	148,362
0902201000	Green tea (not fermented), in packing> 3 kg, leaf	2,171	501,775	12,622	900,090
0902209000	Green tea (not fermented), in packing> 3 kg, other than leaf	20,823	359,294	83,408	647,211
0902301000	Black tea (fermented),in packing <= 3 kleaf	1,073	2,309	2,811	25,347
0902309000	Black tea (fermented),in packing <= 3 kgother than leaf	2,406	47,661	10,817	558,511
0902401000	Black tea (fermented), in packing > 3 kleaf	625,963	3,121,402	732,456	3,534,670
0902409000	Black tea (fermented), in packing > 3 kgother than leaf	311,689	5,713,536	589,606	10,893,853
0904111000	White pepper, neither crushed nor ground	63,819	2,761,005	118,996	1,341,773
0904112000	Black pepper, neither crushed nor ground	402	190,906	1,976	758,155
0904119000	Other pepper, neither crushed nor ground	0	125	0	1,248
0904121000	White pepper, crushed or ground	0	2,859	0	19,085
0904122000	Black pepper, crushed or ground	102	15,999	805	113,167
0904129000	Other pepper, crushed or ground	8	10,332	9	62,127
0904201000	Chillies, dried	843,489	12,742,656	786,603	11,003,370
0904202000	Chillies, crushed or ground	97,780	2,220,743	101,332	2,153,377
0904209000	Oth fruits of the genus capsicum/pimenta, dried or crushed or ground	24,878	112,831	36,992	228,840
0905000010	Vanilla whole	0	25,407	0	481,819
0905000090	Other vanilla	0	63,891	0	215,049
0906110000	Cinnamon (cinnamomum zeylanicumblume),neither crushed nor ground	0	100,531	0	120,502
0906190000	Cinnamon-tree flowersneither crushed nor ground	0	14,059	0	72,504
0906200000	Cinnamon and cinnamon-tree flowers,crushed or ground	15,300	811,214	21,410	1,457,769
0907000020	Cloves, cloves and stems	0	255,247	0	1,203,175
0908100010	Nutmeg, in shell	0	4,206	0	16,824
0908100020	Nutmeg, shelled	0	18,595	0	29,766
0908200000	Mace	0	320	0	1,732
0908300000	Cardamoms	2,714	14,612	1,206	182,449
0909101000	Seeds of anise	5,542	468,783	4,609	440,769
0909200000	Seeds of coriander	884,517	12,572,806	281,926	4,210,800
0909300000	Seeds of cumin	79,026	810,959	88,612	883,534
0909400000	Seeds of caraway	222,772	1,592,289	230,161	1,259,635
0909500000	Seeds of fennel or juniper berries	32,049	459,511	10,968	161,039
0910100000	Ginger	129,273	1,186,617	133,059	1,178,857
0910200000	Saffron	0	922	0	9,951
0910300000	Turmeric (curcuma)	92	16,195	41	40,772
0910910000	Mixtures of spices	1,223	14,966	4,281	70,867
0910991000	Thyme; bay leaves	427	4,094	2,451	28,330

I.3. IMPOR MENURUT KOMODITI / IMPORT BY HS COMMODITY  
 \*\*\* NOVEMBER / NOVEMBER 2010 \*\*\*

H S	Uraian Komoditi Commodity Description	Berat Bersih / Net Weight (Kg)		Nilai / Value C.I.F (US\$)	
		Bulan ini Current Month	Kumulatif Cum.Jan. to date	Bulan ini Current Month	Kumulatif Cum.Jan. to date
0910992000	Curry	0	39,443	0	31,421
0910999000	Other spices	39,559	468,906	19,111	344,818
1001100000	Durum wheat	0	102,787,021	0	25,154,454
1001901100	Meslin, for human consumption	0	1,438	0	9,698
1001901900	Other wheat, for human consumption	350,935,840	4,214,913,125	124,379,040	1,212,139,717
1001909900	Other wheat, not for human consumption	756,030	1,300,993	255,160	432,949
1002000000	Rye	0	121	0	130
1003000000	Barley	0	28,564	0	14,162
1004000000	Oats	66,000	500,013	49,070	316,585
1005100000	Maize (corn), seeds	208,150	1,557,201	74,805	3,092,366
1005901000	Popcorn	295,882	3,544,727	169,369	2,496,400
1005909000	Maize (corn), other than seeds	163,179,877	1,290,064,212	39,043,144	297,161,122
1006100000	Rice in the husk (paddy or rough)	955,542	3,567,914	3,509,375	12,371,635
1006209000	Other husked (brown) rice	3,400,000	3,400,000	1,625,200	1,625,200
1006301900	Fragrant rice, broken > 25%semi-milled or wholly milled rice	126,831	1,232,764	165,704	1,624,606
1006302000	Parboiled rice, semi-milled orwholly milled rice	0	54,000	0	98,190
1006303000	Glutinous rice (pulot), semi-milled orwholly milled rice	17,824,825	127,885,002	13,580,439	78,999,738
1006309000	Other milled rice, whether/not polishedor glazed	169,014,400	169,014,400	81,038,292	81,038,292
1006400000	Broken rice	2,299,900	90,886,938	969,362	33,680,061
1008200000	Millet	335,946	9,071,842	131,101	2,971,748
1008300000	Canary seed	0	2,050,464	0	1,073,585
1008900000	Other cereals	0	221,314	0	171,595
1101001000	Wheat flour	95,184,575	706,044,526	35,096,609	234,599,501
1101002000	Meslin flour	0	100	0	801
1102100000	Rye flour	1,829	15,962	4,937	35,832
1102200000	Maize (corn) flour	122	251,981	1,038	210,986
1102900010	Rice flour	0	203	0	760
1102900090	Other cereal flours	367,500	6,347,434	135,854	2,250,258
1103112000	Groats and meals of durum or hard wheatsemolina	213	4,653	1,050	13,041
1103119000	Other groats and meals of wheat	109	394,370	531	174,834
1103130000	Groats and meals of maize (corn)	7,322	106,953	5,407	59,909
1103192000	Groats and meals of rice	0	4	0	1
1103199000	Groats and meals of other cereals	314	450	1,543	3,123
1103200000	Cereal pellets	7,846	76,314	5,794	48,564
1104120000	Rolled/flaked grains of oats	72,932	3,282,626	58,944	2,268,385
1104191000	Rolled/flaked grains of maize (corn)	18,575	234,261	17,250	192,636
1104199000	Rolled/flaked grains of other cereals	0	4,982	0	7,737
1104220000	Other worked grains of oats	0	3,628	0	11,794
1104230000	Other worked grains of maize (corn)	26,160	187,208	20,905	143,727
1104292000	Other worked grains of barley	30	127	146	751
1104299000	Other worked grains of other cereals	1,521,206	11,712,581	580,718	3,620,708
1104300000	Germ of cereals, whole, rolled, flakedor ground	52,410	174,593	13,364	45,439
1105100000	Flour, meal and powder of potatoes	105,802	757,618	87,524	688,651
1105200000	Flakes, granules and pellets of potatoes	630,142	4,341,264	806,381	5,799,636
1106100000	Flour, meal and powder of the driedleguminous vegetables of heading 07.13	0	17,614	0	42,980
1106201000	Flour, meal & powder of manioc (cassava)	0	20,170	0	20,687
1106202100	Meal of sago	118	136	582	775
1106202900	Flour and powder of sago	0	23,013	0	8,990
1106209000	Flour, meal & powder of roots or tubersof heading 07.14	0	1,598	0	3,862
1106300000	Flour,meal and powder of the driedleguminous vegetables of prod.chapter 8	10,609	377,911	109,454	1,753,692
1107100000	Malt, not roasted	2,432,354	24,626,718	1,436,335	14,388,202
1107200000	Malt, roasted	22,559	108,226	26,654	118,412
1108110000	Wheat starch	100,150	3,009,619	54,452	1,390,135
1108120000	Maize (corn) starch	18,889,276	237,968,154	8,903,352	103,779,654
1108130000	Potato starch	1,225,152	12,791,217	860,017	7,321,797
1108140000	Manioc (cassava) starch	2,096,950	292,688,548	1,079,016	119,629,082
1108199000	Other starches	1,876,800	1,901,850	1,158,736	1,291,827
1108200000	Inulin	342,800	3,771,679	1,115,554	12,393,421
1109000000	Wheat gluten, whether or not dried	380,547	2,945,436	315,857	2,281,756
1201001000	Soya beans, whether or not broken,suitable for sowing	350,457	2,932,066	237,535	2,029,199
1201009000	Other soya beans, whether or not broken	105,491,852	1,537,059,942	53,621,451	728,155,841
1202101000	Ground nuts, not roasted or otherwisecooked, in shell, suitable for sowing	0	25,601	0	8,504
1202109000	Oth ground nuts, not roasted/otherwisecooked, in shell	12,140,932	84,338,604	11,366,037	73,486,557
1202200000	Ground nuts, shelled	12,670,327	121,191,056	14,054,143	123,795,279
1203000000	Copra	6,000	46,534	696	7,922
1204000000	Linseed, whether or not broken.	2,164	56,986	1,479	43,343
1205100000	Low erucic acid rape or colza seedswhether or not broken	0	4,817	0	15,626
1205900000	Other rape or colza seedswhether or not broken	6,828	46,780	4,666	26,548
1206000000	Sunflower seeds, whether or not broken	999,465	9,059,669	415,953	3,560,952
1207200000	Cotton seeds, whether or not broken	19,000	43,000	31,350	70,950
1207400000	Sesamum seeds, whether or not broken	382,047	5,712,230	239,290	3,077,394
1207500000	Mustard seeds, whether or not broken	0	10,742	0	8,391
1207910000	Poppy seeds, whether or not broken	0	58	0	576
1207992000	Palm nuts and kernelseither or not broken	3,153	35,149	401,657	2,904,271
1207993000	Safflower seedswhether or not broken	0	5,187	0	8,394
1207999000	Other oil seeds & oleaginous fruits,whether or not broken	1,308	231,263	256,850	2,546,302
1208100000	Flours and meals of soya beans	200	3,234,817	1,080	1,717,939
1208900000	Flours&meal of oth oil seed/oleaginousfruits, other than those of mustard	24,700	74,969	67,925	157,236



I.3. IMPOR MENURUT KOMODITI / IMPORT BY HS COMMODITY  
 \*\*\* NOVEMBER / NOVEMBER 2010 \*\*\*

HS	Uraian Komoditi Commodity Description	Berat Bersih / Net Weight (Kg)		Nilai / Value C.I.F (US\$)	
		Bulan ini Current Month	Kumulatif Cum.Jan. to date	Bulan ini Current Month	Kumulatif Cum.Jan. to date
1209100000	Sugar beet seed, of a kind used for sowing	0	86	0	593
1209210000	Lucerne (alfalfa) seed, of a kind used for sowing	0	500	0	3,519
1209250000	Rye grass (Lolium multiflorum Lam, Lolium perenne L.) seed, kind used for sowing	0	100,000	0	42,640
1209290000	Other seeds of forage plants, of a kind used for sowing	4,000	346,024	60,300	1,018,915
1209300000	Seeds of herbaceous plants cultivated principally for their flowers	0	522	0	3,825
1209910000	Vegetable seeds, of a kind used for sowing	3,583	292,277	107,220	4,590,096
1209991000	Rubber seeds, kenaf seeds, of a kind used for sowing	420	420	31,500	31,500
1209999000	Other seeds of a kind used for sowing	25,679	1,114,281	75,907	4,641,079
1210100000	Hop cones, neither ground nor powdered, nor in the form of pellets	0	857	0	8,801
1210200000	Hop cones, ground, powdered or in the form of pellets; lupulin	4,685	55,637	30,202	171,040
1211201000	Ginseng roots, cut, crushed/powdered form	11,176	43,488	46,905	434,704
1211209000	Ginseng roots, in other forms	0	2,583	0	25,980
1211901100	Cannabis, in cut, crushed or powdered form, used for pharmacy	11,820	56,473	5,124	23,458
1211901300	Rauwolfia serpentina roots used for pharmacy	127,326	2,537,671	203,536	5,606,582
1211901400	Other plants, in cut, crushed or powdered form, used for pharmacy	120,000	580,932	179,000	881,292
1211901900	Other plants, in other forms used for pharmacy	15,367	547,136	5,574	419,441
1211909100	Pyrethrum, in cut, crushed or powdered form	0	80,165	0	355,348
1211909500	Gaharu wood chips, in cut, crushed or powdered form	0	583	0	6,836
1211909600	Liquorice roots, in cut, crushed or powdered form	20,648	69,663	10,319	33,543
1211909900	Oth plants, in cut, crushed/powdered form, used for other purposes	22,239	278,875	101,173	786,301
1212201100	Seaweeds & oth algae, fresh, chilled/dried of a kind used in pharmacy	44	1,930	12,490	73,281
1212201900	Seaweeds & oth algae, fresh, chilled/dried, used in dyeing, tanning, perfumery	9,385	453,994	14,278	1,251,981
1212202000	Seaweeds & oth algae, fresh, chilled/dried, for oth, not for human consumption	0	125,225	0	141,088
1212209000	Oth seaweeds & oth algae, fresh, chilled, dried, primarily for human consumption	8,675	159,563	28,852	508,393
1212910000	Sugar beet	0	8	0	32
1212993000	Melon seeds	0	2,927	0	4,066
1212999000	Other vegetable product, of a kind used primarily for human consumption	27,548	344,119	35,840	396,069
1213000000	Cereal straw and husks, unprepared	0	3,625	0	25,213
1214100000	Lucerne (alfalfa) meal and pellets	25,205	147,077	8,080	36,873
1214900000	Other forage products, whether/not in the form of pellets.	0	419,950	0	114,603
1301200000	Gum arabic	19,363	199,199	118,454	1,095,067
1301901000	Gum benjamin	797	247,692	2,655	432,214
1301902000	Gum damar	132,000	923,818	239,070	1,315,639
1301903000	Cannabis resin	0	66	0	8,562
1301909000	Other gum and resin	56,252	941,440	231,739	2,998,497
1302119000	Other opium, whether or not modified	0	335	0	243,753
1302120000	Saps and extracts of liquorice, whether or not modified	44,196	528,341	308,046	5,593,463
1302130000	Saps and extracts of hops, whether or not modified	0	56,214	0	535,330
1302192000	Extracts and tinctures of cannabis	0	10	0	6,700
1302193000	Other medicinal extracts derived from vegetable products	3,495	109,140	283,584	4,804,111
1302194000	Vegetable saps, extracts of pyrethrum or of the root of plants containing rotenone	0	6,785	0	54,345
1302195000	Japan (or Chinese) lacquer (natural lacquer)	1,000	7,500	4,034	30,824
1302199000	Other saps and extracts of vegetable	101,568	872,170	1,209,228	10,600,678
1302200000	Pectic substances, pectinates & pectates	8,682	144,851	108,509	1,762,789
1302310000	Agar-agar	47,321	668,643	222,253	3,166,523
1302320000	Mucilages & thickeners, whether or not modified, derived from locust beans/guar	261,116	2,902,337	457,007	6,164,000
1302391000	Carageenan	145,076	1,243,299	803,554	7,736,045
1302399000	Mucilages & thickeners, whether or not modified, derived from vegetable product	58,903	646,231	486,154	5,762,674
1401100000	Bamboos used primarily for plaiting	4,830	371,155	2,439	193,106
1401200000	Rattans, used primarily for plaiting	0	8,791	0	23,248
1401900000	Other vegetable material used primarily for plaiting	0	1,580	0	7,082
1404200000	Cotton linters	0	37	0	780
1404902000	Barks of a used primarily in tanning	0	18,600	0	15,755
1404909000	Other vegetable products not elsewhere specified or included	276,614	2,904,916	57,797	453,740
1502001100	Edible tallow of bovine animals, sheep or goats, other	0	323	0	9,930
1502001900	Unedible tallow of bovine animal, sheep or goats, other	10,919	105,221	21,292	148,390
1502009900	Unedible fats other than tallow of bovine animals, sheep or goats, other	38,400	368,130	21,020	213,021
1504101000	Fish-liver oils and their fractions, fit for human consumption	1,820	51,331	31,070	225,570
1504109000	Fish-liver oils and their fractions, unfit for human consumption	0	123,919	0	162,319
1504201000	Fats & oil of fish, not liver oil solid fraction, not chemically modified	94,343	857,153	749,974	6,136,969
1504209000	Fats & oil of fish, not liver oil other fraction, not chemically modified	325,261	3,338,615	676,389	10,081,706
1505001000	Lanolin	5,047	70,792	19,196	391,770
1505009000	Other wool grease and fatty substances derived therefrom	0	42,979	0	245,680
1506000000	Other animal fats and oils, and their fractions, not chemically modified	21,840	128,368	31,155	223,283
1507100000	Crude oil of soya bean, whether or not degummed	8,524	11,152	32,786	41,968
1507901000	Refined oil of soya bean	314,540	4,105,682	384,036	4,386,288
1507902000	Fraction of unrefined soya-bean oil	1,276,598	9,787,467	1,580,490	11,202,876
1507909000	Other soya bean oil and its fractions	129,384	3,748,522	166,475	4,372,489
1508909900	Other ground-nut oil, other than solid fractions, not chemically modified	0	9	0	337
1509101000	Virgin olive oil, in packing of net weight <=30 kg	28,415	203,236	107,764	764,214
1509109000	Virgin olive oil, in packing of net weight >30 kg	17,721	255,845	73,155	944,838
1509901100	Refined olive oil, in packing of net weight <=30 kg	0	67	0	191
1509909100	Other olive oil, whether/not refined, in packing of net weight <=30 kg	0	4,195	0	14,806
1509909900	Other olive oil, whether/not refined, in packing of net weight >30 kg	19,548	166,260	109,252	693,040
1510001000	Crude oil, obtained solely from olives	0	4,144	0	17,246
1510009900	Oth oils, obtained solely from olives, not chemically modified	0	58,562	0	139,675
1511100000	Crude palm oil	0	4,000,205	0	3,360,560
1511909010	Palm oil, refined, bleached & deodorised (rbd)	26,482	42,429,889	32,359	34,183,565

I.3. IMPOR MENURUT KOMODITI / IMPORT BY HS COMMODITY  
 \*\*\* NOVEMBER / NOVEMBER 2010 \*\*\*

HS	Uraian Komoditi Commodity Description	Berat Bersih / Net Weight (Kg)		Nilai / Value C.I.F (US\$)	
		Bulan ini Current Month	Kumulatif Cum.Jan. to date	Bulan ini Current Month	Kumulatif Cum.Jan. to date
1511909020	Olein, refined, bleached & deodorised (rbd)	0	760	0	1,110
1511909030	Stearin, refined, bleached & deodorised (rbd)	0	116	0	718
1511909090	Other palm oil and its fractions,not chemically modified	0	237,269	0	193,760
1512110000	Crude oil of sunflower seed/safflower	0	23	0	876
1512191000	Refined oil of sunflower-seed/safflower	38,838	363,443	72,129	680,939
1512192000	Fraction of unrefined sunflower-seed orsafflower oil	140,000	1,440,052	208,600	1,956,319
1512199000	Other fractions of sunflower-seed/safflower, but not chemically modified	7,064	701,189	28,742	1,361,882
1512299000	Other fractions of cotton seed oil, notchemically modified	0	1,135	0	3,883
1513191000	Coconut oil, refined	0	154	0	591
1513192000	Fraction of unrefined coconut(copra) oil	195	5,134	1,342	8,712
1513199000	Coconut oil, refined, bleached & deodorised (rbd)	9,809	281,341	8,872	211,516
1513291100	Solid fract, not chemically modified,ofunrefine palm kernel stearin/babassu oil	40,000	557,331	70,000	889,900
1513291900	Oth fract, not chemically modified, ofunrefine palm kernel stearin/babassu oil	0	235,200	0	314,614
1513292100	Solid fract, not chemically modified,ofrefine palm kernel stearin/babassu oil	40,000	317,637	67,100	475,278
1513299900	Other fractions of palm kernel oil or,babassu oil, not chemically modified	0	91,271	0	232,192
1514110000	Crude oil of low erucid acid rape orcolza	9,975	172,966	10,604	167,877
1514191000	Low erucid acid rape/colza oil, refined	0	13,460	0	22,050
1514192000	Fraction of unrefined low erucid acidrape or colza oil	12,737	190,683	29,650	451,488
1514199000	Oth fraction of low acid rape/colza oilnot chemically modified	0	431,471	0	735,235
1514911000	Crude oil of oth rape/colza oil & itsfractions	0	212	0	1,643
1514919000	Crude oil of mustard	0	1	0	52
1514999100	Oth fractions of rape or colza oil	66,396	618,101	79,556	714,849
1514999900	Oth fractions of mustard oil	0	9,862	0	54,082
1515110000	Crude oil of linseed	0	30,400	0	103,132
1515190000	Other linseed oil and its fractions	322,688	2,412,545	458,950	3,332,260
1515210000	Crude oil of maize (corn)	0	26,806	0	48,499
1515291100	Solid fraction, not chemically modifiedof unrefined maize (corn) oil	0	110	0	1,375
1515291900	Oth fractions, not chemically modifiedof unrefined maize (corn) oil	0	19,887	0	30,475
1515299100	Solid fraction, not chemically modifiedof refined maize (corn) oil	15,360	170,582	21,504	248,893
1515299900	Oth fractions, not chemically modifiedof refined maize (corn) oil	42,593	533,862	83,878	1,209,180
1515301000	Crude oil of castor	2,361	229,613	11,520	374,412
1515309000	Other castor oil and its fractions	158,422	1,215,161	315,156	2,188,314
1515509000	Fraction of refined sesame oil	19,477	523,566	46,797	1,165,630
1515901200	Fraction of unrefined tengkawang oil	0	752	0	8,915
1515901900	Fraction of refined tengkawang oil	0	101	0	1,863
1515909100	Crude oil of other fixed vegetable fatsand oils	20,500	236,534	14,104	135,112
1515909900	Other fixed vegetable fats and oils andtheir fractions	51,585	479,923	177,114	1,793,645
1516101000	Animal fats & oils and their fractions,in packing net weight >=10 kg	0	143,000	0	317,150
1516109000	Animal fats & oils and their fractions,in packing net weight < 10 kg	0	9,064	0	6,188
1516201100	Re-esterified fats & oils of soya beanand its fraction	49,000	824,291	202,594	1,414,420
1516201200	Re-esterified of crude palm oil and itsfraction	129,600	3,026,008	226,045	4,716,558
1516201300	Re-esterified fats & of palm oil, othercrude and its fraction	46,741	802,693	73,115	1,202,960
1516201400	Re-esterified fats & oils of coconutand its fraction	702,400	2,892,318	829,345	3,297,699
1516201500	Re-esterified fats & oils of palm kerneland its fraction	0	15,071	0	38,864
1516201800	Re-esterified fats & oils of olivesand its fraction	17	148	220	1,646
1516201900	Oth vegetable fat, re-esterified fats &oils and its fraction	181,784	3,418,562	258,465	4,866,345
1516202100	Hydrogenated fats in flakes of ground-nut, soya beans, palm oil or coconuts	0	340,926	0	515,929
1516202300	Hydrogenated fats in flakes of olives	0	52,217	0	22,125
1516202900	Other hydrogenated vegetable fatsin flakes	757,255	8,015,560	1,240,464	12,584,037
1516204000	Hydrogenated and refined, bleached anddeodorised palm kernel stearin or olein	263,230	4,954,690	343,500	5,266,168
1516207000	Refined, rbd palm stearin with iodinevalue not exceeding 48	0	57,780	0	113,788
1516209100	Oth fat & oils of ground-nuts, palm oilor coconuts	0	1,348,580	0	1,398,556
1516209300	Other fat and oils of olives and theirfractions	10,986	12,066	61,299	67,373
1516209900	Other vegetable fats and oils and theirfractions	172,670	3,434,780	283,841	4,665,999
1517100000	Margarine, excl. liquid margarine	100,623	835,314	158,900	1,447,969
1517901000	Imitation ghee	17	36,097	44	44,784
1517902000	Liquid margarine	47,986	581,992	129,894	1,396,111
1517903000	Mould release preparations	0	2,160	0	23,204
1517904300	Shortening	38,907	169,330	52,496	217,874
1517905000	Solid mixtures or prep of vegetablefats or oils or of their fractions	38,080	454,242	55,554	653,177
1517906200	Liquid mixtures or prep of fats/oil,which palm oil predominates	129,600	784,767	317,520	1,814,383
1517906800	Liquid mixtures or prep of fats/oil,which illipenut oil predominates	0	41,640	0	102,098
1517906900	Liquid mixtures or prep of fats/oil,which oth vegetable oil predominates	43,730	379,587	87,209	678,075
1517909000	Oth edible mixtures or prep ofanimal or vegetable fats or oils	92,901	688,684	1,077,369	11,472,505
1518001200	Animal fats and oils, boiled, oxidised,dehydrated,sulphurised,blown,polymerised	0	125,037	0	204,051
1518001400	Ground-nut,soya-bean, palm/coconut oilpolymerised,or oth chemically modified	201,419	2,266,006	322,210	3,305,326
1518001500	Linseed oil&its fract,boiled,oxidised,dehydrated,sulphurised,blown,polymerised	7,972	47,322	14,041	72,953
1518001600	Olive oil&its fract,boiled, oxidised,dehydrated,sulphurised,blown,polymerised	0	185,410	0	763,150
1518001900	Oth animal/vegetable fat & oils, boiled,dehydrate,sulphurise,blown,polymerised	100,933	762,395	96,071	803,725
1518002000	Inedible mixtures/preparation of animalfats or oils or of different fats/oils	48,000	813,255	69,760	1,139,966
1518003100	Inedible mixtures/preparations ofpalm oil (including palm kernels)	0	4,422	0	17,039
1518003200	Inedible mixtures/preparations ofground-nuts, soya-beans or coconuts	72,000	643,243	120,540	964,760
1518003300	Inedible mixtures/preparation of linseed	0	30,400	0	67,716
1518003400	Inedible mixtures/preparations of olives	0	3	0	103
1518003900	Inedible mixtures or prepare of othervegetable fats or oils	12,313	175,109	57,896	619,716
1518006000	Inedible mixture & preparate of animalor vegetable fats or oils	18,126	658,584	115,969	3,070,154
1520001000	Glycerol, crude	10	4,033,453	277	1,149,712
1520009000	Glycerol waters and glycerol lyes	12,097	106,848	20,799	316,246

I.3. IMPOR MENURUT KOMODITI / IMPORT BY HS COMMODITY  
 \*\*\* NOVEMBER / NOVEMBER 2010 \*\*\*

HS	Uraian Komoditi Commodity Description	Berat Bersih / Net Weight (Kg)		Nilai / Value C.I.F (US\$)	
		Bulan ini Current Month	Kumulatif Cum.Jan. to date	Bulan ini Current Month	Kumulatif Cum.Jan. to date
1521100000	Vegetable waxes(oth.than triglycerides)whether or not refined or colored	4,911	229,555	52,654	1,190,900
1521901000	Bee wax and other insect waxes, whether or not refined or colored	0	5,838	0	36,454
1521902000	Spermaceti, whether or not refined or colored	0	20,660	0	88,826
1522009000	Residues resulting f/the treatment offatty substan.or animal/vegetable waxes	3,776	133,324	34,207	367,095
1601000011	Sausage containing pork	0	12,330	0	45,283
1601000019	Sausages, containing both pork	0	347	0	720
1601000090	Other sausages and similar products ofmeat, meat offal or blood	88,051	218,571	107,716	361,695
1602101000	Prepared or preserved meat offal/bloodcontaining pork, in airtight containers	0	40,159	0	76,884
1602109000	Prepared or preserved meat, or bloodcont both pork, in airtight containers	0	19,282	0	20,605
1602329000	Oth prepared/preserved meat offal/bloodof fowls of the spec. gallus domesticus	0	8,387	0	13,975
1602411000	Hams and cuts thereof of swine,in airtight containers	1,533	83,182	2,808	96,608
1602421000	Shoulders and cuts thereof of swinein airtight containers	0	13,690	0	14,905
1602429000	Shoulders and cuts thereof of swinein other than airtight containers	0	26,640	0	28,960
1602491100	Luncheon meat of swine,in airtight containers	0	116,189	0	131,200
1602491900	Luncheon meat of swine,in other than airtight containers	0	3,273	0	11,217
1602499900	Oth prepared/preserved meat offal/bloodof swine not in airtight containers	1,372	2,126	4,681	7,636
1602500000	Other prepared or preserved meat offalor blood of bovine animals	50,085	699,574	226,790	3,007,689
1602909000	Oth prepared/preserved meat offal/bloodof any animal	0	26,404	0	50,460
1603001000	Extracts & juices of chicken, with herbs	0	18,438	0	18,007
1603003000	Extracts/juices of oth meat,fish/crustamolluscs/aquatic invertebr, with herbs	9,600	83,600	9,120	72,660
1603009000	Extracts/juices of oth meat,fish/crustamolluscs/aquatic invertebr,without herbs	5	7,899	175	176,508
1604111000	Salmon, prepared/preserved in airtightcontainers	0	51,172	0	541,464
1604131100	Sardines, prepared/preserved in airtightcontainer	20,905	497,792	74,400	940,951
1604131900	Sardines, prepared or preserved in otherthan airtight containers	41,280	88,096	78,936	168,479
1604139900	Sardinella and brisling or sprats,prep/preserved not in airtight containers	15,134	630,364	14,647	1,027,450
1604141000	Tunas, skipjack & bonito (sarda spp),prepared/preserved in airtight container	14,506	323,363	57,096	1,116,201
1604149000	Tunas, skipjack, bonito(sarda spp),prep/preserved not in airtight containers	0	99,255	0	497,718
1604151000	Mackerel, prepared or preserved, inairtight containers	22,360	261,779	80,151	787,019
1604159000	Mackerel, prepared or preserved, inother than airtight containers	0	161,756	0	313,094
1604161000	Anchovies, prepared or preserved, inairtight containers	0	1,688	0	28,526
1604169000	Anchovies, prepared or preserved, inother than airtight containers	0	831	0	4,778
1604192000	Horse mackerel, in airtight containers	0	71,400	0	151,060
1604193000	Otherfish, whole or in pieces, but notminced, in airtight containers	0	14,770	0	217,622
1604199000	Other fish,whole/in pieces,not minced,prepared/preserved in other	0	8,171	0	27,612
1604201900	Sharks fins, prepared and ready for usein other than airtight containers	866	74,130	3,236	243,725
1604202900	Fish sausages in other than airtightcontainers	2,635	12,972	2,306	10,012
1604209100	Other prepared or preserved fish, inairtight containers	0	9,970	0	18,087
1604209900	Oth prepared/preserved fish, in otherthan airtight containers	34,871	310,869	133,406	1,042,433
1604309000	Caviar and caviar substitutes, prepared/preserved not in airtight containers	0	1,144	0	1,290
1605101000	Crabs in airtight containersprepared or preserved	0	42,673	0	375,667
1605109000	Crabs in other than airtight containersprepared or preserved	17,493	193,732	64,492	573,680
1605209900	Oth aquatic invertebrata in oth contners, prepared or preserved	2,946	62,829	10,086	263,202
1605901000	Abalone, prepared or preserved	4,713	61,422	9,765	181,103
1605909000	Oth crustaceans, molluscs & oth.aquaticinvertebrates, prepared or preserved	1,630	50,893	5,475	170,659
1701110010	Cane sugar,icumsa minimal 1200	230,025,100	904,678,540	126,628,209	480,999,091
1701110090	Cane sugar,icumsa maximal 1200	0	22,246,205	0	10,397,837
1701910000	Cane/beet sugar, added flavour/color	0	24,400,000	0	18,617,325
1701991100	Refined sugar, white	9,900,084	173,160,875	7,899,279	117,846,491
1701991900	Other refined sugar	0	2,500,000	0	1,636,500
1701999000	Other cane or beet sugar, & chemicallypure sucrose, in sold form	27	378,643,820	95	289,505,936
1702110000	Lactose and lactose syrup, containingby weight 99% or more lactose	1,428,020	12,537,358	1,633,471	14,048,440
1702190000	Lactose and lactose syrup, containingby weight less than 99% lactose	60,052	2,887,938	162,451	5,022,151
1702200000	Maple sugar and maple syrup	2,591	35,363	6,318	44,708
1702301000	Glucose, containing fructose < 20%	1,163,220	19,815,947	863,619	13,707,159
1702302000	Glucose syrup, containing fructose < 20%	4,611,460	35,583,696	2,088,657	16,484,171
1702400000	Glucose and glucose syrup, containing20% <= fructose < 50%	159,891	1,166,295	112,917	809,668
1702500000	Chemically pure fructose	35,005	406,565	36,867	592,585
1702601000	Fructose, containing fructose > 50%	3,651	75,651	11,308	119,608
1702602000	Fructose syrup,containing fructose >50%	1,419,595	7,605,276	697,126	3,584,207
1702901000	Maltose	348,607	9,196,174	288,235	6,034,841
1702902000	Artificial honey, whether or not mixedwith natural honey	55,496	415,596	174,469	941,167
1702903000	Flavoured or colored sugars (exludingmaltose)	0	12,706	0	33,039
1702904000	Caramel	254,545	3,206,913	277,699	3,770,431
1702909000	Other sugar, incl. invert sugar & sugarsyrup blends cont. 50% of fructose	979,617	25,858,374	1,136,466	22,680,447
1703109000	Cane molasses not containing addedflavouring or coloring matter	0	17,868,884	0	3,015,133
1703909000	Oth molasses result from extract/refinesugar,not cont add flavour/color matter	18,940,200	80,928,139	3,473,888	15,562,841
1704100000	Chewing gum,whether or not sugar-coated	65,550	686,765	289,370	3,749,144
1704901000	Medicated sweets	130,546	829,737	960,077	4,765,036
1704902000	White chocolate	4,831	71,252	28,022	353,994
1704909000	Oth sugar confectionery, not cont.cocoa	670,646	5,708,781	1,924,622	13,934,830
1801000000	Cocoa beans, whole or broken,raw/roasted	714,657	23,140,698	2,114,721	84,423,087
1802000000	Cocoa shells, husks, skins & oth cocoa waste	298,390	2,094,349	38,805	258,266
1803100000	Cocoa paste, not defatted	23,617	156,461	103,848	646,348
1803200000	Cocoa paste, wholly or partly defatted	120,622	2,097,699	462,617	6,110,419
1804000000	Cocoa butter, fat and oil	0	4,568	0	44,331
1805000000	Cocoa powder, not containing added sugaror other sweetening matter	467,824	10,895,743	1,929,004	37,852,804
1806100000	Cocoa powder,containing added sugar orother sweetening matter	228,854	1,455,939	211,458	1,331,194
1806201000	Chocolate confectionary in blocks, slabor bars, weighing > 2 kg	186,180	1,511,680	825,610	5,986,173

I.3. IMPOR MENURUT KOMODITI / IMPORT BY HS COMMODITY  
 \*\*\* NOVEMBER / NOVEMBER 2010 \*\*\*

HS	Uraian Komoditi Commodity Description	Berat Bersih / Net Weight (Kg)		Nilai / Value C.I.F (US\$)	
		Bulan ini Current Month	Kumulatif Cum.Jan. to date	Bulan ini Current Month	Kumulatif Cum.Jan. to date
1806209000	Oth chocolate & oth food preparationscont. cocoa, weighing > 2 kg	16,165	262,229	44,423	707,451
1806311000	Chocolate confectionary in blocks,slabsbars, filled, weighing > 2 kg	46,210	206,863	243,661	1,470,035
1806319000	Oth chocolate & oth food preparationscont. cocoa, filled, weighing > 2 kg	69,481	758,036	743,159	7,187,621
1806321000	Chocolate confectionary in blocks,slabsbars, not filled, weighing > 2 kg	76,845	316,641	392,697	1,605,725
1806329000	Oth chocolate & oth food preparationscont. cocoa, not filled, weighing > 2 kg	27,649	250,070	94,713	758,043
1806901000	Chocolate confectionary in tablets orpastilles	4,035	68,915	25,387	434,167
1806902000	Food preparations of flour, meal,starchcont. 40% <= cocoa <50%, not for retail	0	627	0	891
1806909000	Food preparations of flour, meal,starchcont. 40% <= cocoa <50%, for retail	89,422	791,389	744,982	4,110,760
1901101000	Preparations of malt extract for infantuse, put up for retail sale	6,612	88,669	12,483	229,343
1901102000	Prep for infant use, of goos of heading0401 to 0404 of malt for infant use	13,824	232,898	114,409	2,322,316
1901103000	Preparations of soya bean powder forinfant use, put up for retail sale	267,743	4,599,306	1,120,175	16,833,087
1901109000	Food preparations of withoutcontaining fat for baby	289,316	3,051,546	807,982	7,876,661
1901201000	Mixes & doughs of flour, groats, meal,starch/malt extract, not cont. cocoa	48,096	383,172	163,107	1,056,082
1901202000	Mixes & doughs of flour, groats, meal,starch/malt extract, containing cocoa	5,055	15,309	25,042	68,893
1901203000	Other mixes and doughs for prep. ofbakers wares, not containing cocoa	93,759	1,010,581	212,963	1,904,150
1901204000	Other mixes and doughs for prep. ofbakers wares, containing cocoa	4,652	36,754	6,795	54,642
1901901000	Infant food prep for lactase deficiency,medical not put up for retail sale,	0	8,971	0	10,279
1901902000	Malt extractInfant food, not put up for retail sale	127,251	2,758,966	234,172	3,554,880
1901903100	Filled milk, prep. of goods of heading04.01 to 04.04	320,326	3,371,394	1,801,723	11,070,501
1901903900	Oth medical food prep of goods ofheading 0401 to 0404	718,320	6,145,754	1,664,589	12,942,637
1901904100	Other soya based preparation, in powderform	36,988	93,662	97,514	238,925
1901904900	Other soya based preparations, in otherform	927,834	9,494,923	1,801,340	17,733,164
1901909010	Kerupuk of shrimps	7,884	39,434	13,365	63,607
1901909090	Oth preparation of medical food cont.cocoa	96,297	2,563,515	218,409	7,566,527
1902110000	Uncooked pasta, not stuffed/otherwiseprepared, containing eggs	31,669	712,094	37,954	923,165
1902192000	Rice vermicelli (bee hoon)	66,977	661,182	68,719	594,065
1902199000	Oth uncooked pasta, not containing eggs	704,518	4,303,540	823,473	5,036,670
1902201000	Stuffed pasta, whether or not cookedor otherwise prepared	13,709	173,232	51,955	603,178
1902209000	Oth stuffed pasta, whether or not cooked	1,556	11,299	5,219	20,207
1902301000	Instant noodles	15,356	224,225	49,899	553,717
1902302000	Instant rice vermicelli	0	106,204	0	155,348
1902309000	Other stuffed pasta	197,969	2,024,864	318,385	3,208,568
1902400000	Couscous	3,887	11,649	9,279	25,930
1903000000	Pearl tapioca, flakes, sefting andsubstitutes of tapioca	8,156	932,542	13,749	501,968
1904100000	Prepared foods obtained by the swellingor roasting of cereals/cereal products	335,199	3,906,668	875,960	10,533,783
1904200000	Praped foods of mixtures of roastedor unroasted cereal flakes products	0	77,423	0	223,160
1904901000	Rice preparations, including pre-cookedrice	97,951	581,164	96,909	819,824
1904909000	Oth prepared foods obtained of cerealsor cereal products	387	231,057	3,462	339,028
1905100000	Crispbread	17,978	208,605	48,994	412,792
1905200000	Gingerbread and the like	0	1,342	0	4,205
1905311000	Sweet biscuits not containing cocoa	206,126	1,752,872	384,129	4,027,394
1905312000	Sweet biscuits containing cocoa	138,893	1,931,905	427,965	6,211,775
1905320000	Waffles and wafers	200,165	2,489,849	649,002	8,400,409
1905400000	Rusks, toasted bread & similar toastedproducts	84,544	846,260	101,685	1,112,593
1905901000	Unsweetened teething biscuits	6,555	6,555	25,470	25,470
1905902000	Other unsweetened biscuits	3,775	125,770	13,923	232,737
1905903000	Cakes	245,380	1,475,169	322,116	2,253,004
1905904000	Pastries	14,758	58,551	38,093	122,969
1905905000	Bakery products made without flour	0	1,651	0	3,821
1905907000	Communion wafers, sealing wafers, ricepaper and similar products	0	936	0	4,442
1905908000	Other crisp savoury food products	25,017	738,675	102,808	1,476,148
1905909000	Other baker wares	307,722	4,111,920	772,192	9,445,513
2001100000	Cucumbers and gherkins,prepared or preserved by vinegar or acetic acid	0	24,312	0	46,600
2001901000	Onions, prepared/preserved by vinegaror acetic acid	7,341	149,718	18,469	432,450
2001909000	Oth vegetables,fruit,nuts,edible plantprep/preserve by vinegar/acetic acid	10,170	92,259	30,784	257,704
2002101000	Tomatoes, whole/in pieces,not preparedor preserved by vinegar/acetic acid	72,240	344,059	69,360	293,241
2002109000	Oth tomatoes, whole/in pieces,not prep.or preserved by vinegar/acetic acid	20,715	232,131	25,454	204,662
2002901000	Tomato paste, not prepared or preservedby vinegar or acetic acid	433,772	8,806,073	335,541	7,508,594
2002909000	Other tomatoes, prepared or preservedotherwise than by vinegar/acetic acid	22,480	153,106	65,394	366,622
2003100000	Mushrooms of the genus agaricus, notprepared/presrved by vinegar/acetic acid	90,716	1,115,300	97,047	1,104,807
2003200000	Truffles, not prepared/preserved byvinegar or acetic acid	0	2,532	0	34,000
2003900000	Oth mushrooms, not prepared/preservedby vinegar or acetic acid	8,918	241,390	11,365	293,323
2004100000	Potatoes, frozen, not preprd/preservedby vinegar or acetic acid	710,616	10,602,697	744,313	10,307,997
2004909000	Oth vegetables,frozen,prep/preservedby vinegar/acetic acid	172,448	2,811,111	185,874	3,057,175
2005100000	Homogenised vegetables,not frozen, notprepared/presrved by vinegar/acetic acid	0	22,765	0	11,415
2005201000	Potatoes chips & sticks,not frozen, notprepared/presrved by vinegar/acetic acid	132,131	808,043	782,677	4,584,150
2005209000	Other potatoes, not frozen, not prep.or preserved by vinegar or acetic acid	0	17	0	97
2005400000	Peas (pisum sativum), not frozen, notprepared/presrved by vinegar/acetic acid	554,831	1,234,659	268,449	647,515
2005510000	Beans,shelled, not frozen, not preparedor preserved by vinegar or acetic acid	13,288	158,219	16,204	252,044
2005590000	Other beans, not frozen, not preparedor preserved by vinegar or acetic acid	110,182	648,733	80,749	593,227
2005600000	Asparagus, not frozen, not prepared orpreserved by vinegar or acetic acid	125,594	567,606	76,708	429,589
2005700000	Olives, not frozen, not prepared orpreserved by vinegar or acetic acid	12,827	16,368	28,933	40,779
2005800000	Sweet corn(zea mays var.saccharata),notfrozen,not prepared by vinegar/actc acid	169,634	1,345,259	144,540	1,177,865
2005910000	Vegetables and mixtures of, notfrozen,not prepared by vinegar/acid	35,770	98,639	24,759	73,972
2005990000	Oth smoked garlic, not frozen vegetable& mixtures of not prep.by vinegar/acid	38,705	493,924	144,607	1,417,710
2006000000	Vegetables,fruit,nuts,fruit-peel & othparts of plants,preserved by sugar	13,050	303,982	21,301	370,683
2007100000	Jams, fruit jellies, marmalades, fruitor nut, homogenised preparations	37,329	358,562	103,689	911,521
2007910000	Citrus fruit	3,398	21,902	11,738	98,298

I.3. IMPOR MENURUT KOMODITI / IMPORT BY HS COMMODITY  
 \*\*\* NOVEMBER / NOVEMBER 2010 \*\*\*

HS	Uraian Komoditi Commodity Description	Berat Bersih / Net Weight (Kg)		Nilai / Value C.I.F (US\$)	
		Bulan ini Current Month	Kumulatif Cum.Jan. to date	Bulan ini Current Month	Kumulatif Cum.Jan. to date
2007991000	Fruit grains and pastes other than of mango, pineapples or strawberries	268,692	3,057,844	234,704	2,419,881
2007999000	Fruit grains and pastes of mango, pineapples or strawberries	140,977	3,541,092	208,670	3,633,454
2008111000	Roasted ground nuts, othwise prepared/preserved	1,227	38,974	2,394	109,693
2008112000	Peanut butter, othwise prepared or preserved	39,483	331,089	94,017	783,226
2008119000	Oth ground nuts, othwise prepared or preserved	17,079	249,270	35,229	443,386
2008191000	Cashew, incl. mixtures, othwise prepared or preserved	1,452	9,206	12,078	44,884
2008199000	Other nuts and seeds, othwise prepared or preserved	37,619	193,794	76,337	864,918
2008200000	Pineapples, othwise prepared/preserved	1,257	8,968	1,272	9,268
2008301000	Citrus fruit, added sugar/oth. sweetening in or not in airtight container	0	118,081	0	128,577
2008309000	Oth citrus fruit, not added sugar/sweetening in/not in airtight container	639,338	6,112,611	643,987	6,460,351
2008401000	Pears, containing added sugar or sweetening matter in airtight container	11,273	39,483	12,563	51,691
2008501000	Apricots, containing added sugar / othersweet, matter in/not airtight container	2,302	14,443	3,108	17,989
2008601000	Cherries, containing added sugar / othersweet, matter in/not airtight container	48,913	241,469	132,700	603,193
2008701000	Peaches, containing added sugar or othersweet, matter in/not airtight container	34,583	382,041	41,837	446,664
2008709000	Peaches, not containing added sugar/sweetening, in/not airtight containers	3,006	20,646	4,048	20,798
2008801000	Strawberries, containing added sugar/othsweet, matter in/not airtight container	36	36	53	53
2008809000	Strawberries, not containing added sugar/sweetening, in/not airtight containers	120	19,710	519	41,754
2008921000	Mixtures of stems, roots & other edible parts of plant, othwise prep./preserved	3,496	8,181	3,581	8,378
2008922000	Mixtures of other edible parts of plant added sugar, in/not airtight container	18,058	238,492	15,300	281,745
2008929000	Mixtures of other edible parts of plant not added sugar, in/not airtight contain.	30,318	77,770	123,395	340,771
2008991000	Lychees, othwise prepared or preserved	51,643	1,573,526	45,016	1,377,874
2008992000	Longans, othwise prepared or preserved	215,743	1,925,197	184,699	1,832,276
2008993000	Stems, roots and oth. edible parts of plants, othwise prepared or preserved	1,834	74,505	2,243	120,328
2008994000	Othwise prepared or preserved, added sugar/sweet, in/not airtight container	58,938	197,410	50,485	200,549
2008999000	Othwise prepared/preserved, not added sugar/sweet, in/not airtight container	174,207	998,385	178,745	1,000,100
2009110000	Orange juice, frozen	323,729	2,871,569	598,549	4,800,594
2009120000	Orange juice, not frozen, of a brix value not exceeding 20	75,848	816,500	63,191	789,475
2009190000	Orange juice, not frozen, of a brix value exceeding 20	46,948	512,838	60,102	505,766
2009210000	Grapefruit juice, of a brix value not exceeding 20	4,162	15,587	2,606	14,912
2009290000	Other grapefruit juice of a brix value exceeding 20	46,247	325,964	204,012	1,359,204
2009310000	Juice of any other single citrus fruit, of a brix value not exceeding 20	8,326	72,295	12,775	102,326
2009390000	Other juice of any other single citrus of a brix value exceeding 20	1,145	69,867	1,164	327,986
2009410000	Pineapple juice, of a brix value not exceeding 20	1,946	52,259	804	50,548
2009490000	Other pineapple juice, of a brix value exceeding 20	19,863	69,419	36,985	127,709
2009500000	Tomato juice	20,516	176,410	13,542	164,476
2009610000	Grape juice (including grape must), of a brix value not exceeding 20	25,610	426,757	19,301	452,917
2009690000	Other grape juice (including grape must) of a brix value exceeding 20	9,100	278,449	21,522	339,286
2009710000	Apple juice, of a brix value not exceeding 20	38,472	493,208	27,668	376,276
2009790000	Other apple juice of a brix value exceeding 20	80,439	1,224,577	117,755	1,791,768
2009801000	Blackcurrant juice	0	10,076	0	47,422
2009809000	Other juice of any other single fruit or vegetables	77,819	764,132	149,428	1,108,268
2009900000	Mixtures of juices	198,477	2,728,054	444,672	6,056,392
2101110000	Instant coffee	335,393	2,949,798	2,103,300	18,263,066
2101119000	Oth extracts, essences and concentrates of coffee	4,449	440,083	6,871	1,301,833
2101120000	Preparations with a basis of extracts, essences or concentrates of coffee	16,256	151,249	117,771	2,104,107
2101201000	Tea preparations consisting of a mixture tea, milk powder and sugar	1,708	39,717	2,728	319,710
2101209000	Mate preparations consisting of a mixture mate, milk powder and sugar	109,112	1,428,886	606,135	8,828,962
2101300000	Roasted chicory & oth. roasted coffee substitutes, extract, essence & concent. thereo	0	75	0	2,125
2102101000	Bread yeasts, active	182,656	3,221,366	475,434	8,775,400
2102109000	Active yeasts, other than for bread	82,539	1,620,775	360,772	4,966,219
2102200000	Inactive yeasts; other single-cell microorganisms, dead	322,222	3,919,709	449,575	7,203,732
2102300000	Prepared baking powders	48,090	1,896,754	102,996	2,051,408
2103100000	Soya sauce sweet, salt and other	819,589	8,119,172	595,017	6,323,816
2103200000	Tomato ketchup and other tomato sauces	42,486	374,089	65,254	602,972
2103300000	Mustard flour & meal & prepared mustard	0	374,804	0	397,196
2103901000	Chilli sauce	164,468	1,636,988	254,052	2,453,414
2103902000	Mixed condiments and mixed seasonings, including belachan	52,726	814,540	238,960	3,514,286
2103903000	Fish sauce	205,058	1,266,229	139,430	910,502
2103909000	Other sauces and preparations therefor; mustard flour & meal & prepared musta	653,939	7,607,617	1,671,355	20,894,352
2104101000	Soups and broths & preparation therefor containing meat	5,494	133,880	5,964	300,467
2104109000	Soups and broths & preparation therefor, not containing meat	66,670	658,035	105,885	1,263,482
2104209000	Homogenised composite food preparations, not containing meat	40	15,938	409	40,318
2105000000	Ice cream and other edible ice, whether or not containing cocoa	140,852	1,418,531	357,875	5,942,073
2106100000	Protein concentrates and textured protein substances	432,199	4,019,812	691,041	7,048,400
2106901000	Dried bean curd and bean curd sticks	6	56,465	398	89,491
2106902000	Flavoured or colored syrups	136,842	986,961	513,427	3,069,421
2106903000	Non-dairy creamer	5,907,146	66,589,609	8,542,469	92,930,445
2106904000	Autolysed yeast preparations	12,573	470,904	57,623	3,670,758
2106905100	Non-alcoholic prep used as raw material to make composite concentrates bevera	14,665	200,741	126,435	1,708,716
2106905200	Non-alcoholic comp concentrates for simp dilution with water to make beverages	464,088	5,324,332	9,332,957	93,634,885
2106905300	Ginseng based products, non-alcoholic preparations use for making beverages	1,428	33,420	75,120	857,048
2106905900	Other non-alcoholic preparations use for making beverages	167,198	1,781,969	452,177	5,910,338
2106907000	Preparations vitamins or minerals, medic food and oth. food supplements	174,160	3,821,654	4,737,870	53,892,820
2106908000	Mixtures of chemicals foodstuffs or sub with nutritive value, used for food proc	39,242	3,787,941	138,108	29,855,723
2106909100	Fortificant premixes	100	81,091	3,280	1,988,195
2106909200	Ginseng based preparations	330	13,869	19,054	176,460
2106909300	Food preparations for lactase deficient infants	0	1,469	0	13,242
2106909400	Other preparations for infant use	4,297	27,436	173,685	1,433,306

I.3. IMPOR MENURUT KOMODITI / IMPORT BY HS COMMODITY  
 \*\*\* NOVEMBER / NOVEMBER 2010 \*\*\*

HS	Uraian Komoditi Commodity Description	Berat Bersih / Net Weight (Kg)		Nilai / Value C.I.F (US\$)	
		Bulan ini Current Month	Kumulatif Cum.Jan. to date	Bulan ini Current Month	Kumulatif Cum.Jan. to date
2106909500	seri kaya	0	108	0	5,280
2106909900	Other food preparations not elsewhere specified or included	463,267	5,007,206	3,126,836	32,140,798
2201100000	Mineral waters and aerated waters	219,484	1,415,294	171,991	1,180,528
2201901000	Ice and snow	0	2,159	0	13,011
2201909000	Other mineral waters or artificial	0	95,683	0	102,038
2202101000	Sparkling mineral waters and aerated waters, flavoured	74,555	497,934	118,648	539,807
2202109000	Other mineral water, containing added sugar/sweetening or flavoured	1,047,448	10,951,841	571,805	9,772,502
2202901000	Flavoured uht milk drink	221,391	3,310,371	377,422	5,240,811
2202902000	Soya milk drink	595,159	3,866,057	446,781	2,803,633
2202903000	Non-aerated beverage ready for immediate consumption without dilution	761,814	22,338,257	783,471	14,631,785
2202909000	Oth non-alcoholic beverages, excluding fruit or vegetable juices	3,239,299	30,439,564	1,668,564	16,579,705
2203001000	Stout and porter	0	4,620	0	8,913
2203009000	Other beer made from malt, including ale	32,254	44,484	52,246	327,502
2204100000	Sparkling wine	2,285	7,216	24,039	77,975
2204211100	Wine, in containers <= 2 l, alcoholic strength by volume <= 15%	13,366	405,093	122,868	1,460,849
2204211200	Wine, in containers <= 2 l, alcoholic strength by volume > 15%	548	11,582	5,055	62,799
2204212100	Grape must, in container <= 2 l, alcoholic strength by volume <= 15%	0	10,537	0	69,983
2204212200	Grape must, in container <= 2 l, alcoholic strength by volume > 15%	79	2,278	789	19,714
2204291100	Wine, in containers > 2 l, alcoholic strength by volume <= 15%	0	94,000	0	328,125
2206001000	Cider and perry	0	14	0	168
2206002000	Sake (rice wine)	76	621	482	3,527
2207100000	Undenatured ethyl alcohol of alcoholic strength by volume of >= 80%	4,712	131,378	26,095	672,769
2207201100	Ethyl alcohol of an alcoholic strength by volume of > 99%	4,337	30,165	5,377	268,244
2207201900	Oth denatured ethyl alcohol, including methylate spirits	0	8,281	0	26,401
2207209000	Other ethyl alcohol and other spirits	0	205	0	585
2208201000	Brandy of an alcoholic strength by volume not exceeding 46% vol	9,949	54,439	114,977	688,954
2208203000	Other spirits of an alcoholic strength by volume not exceeding 46% vol	0	17	0	196
2208204000	Other spirits of an alcoholic strength by volume exceeding 46% vol	4,496	4,496	32,876	32,876
2208301000	Whiskies of an alcoholic strength by volume not exceeding 46% vol	32,069	288,144	346,742	2,589,988
2208302000	Whiskies of an alcoholic strength by volume exceeding 46% vol	0	130	0	1,119
2208401000	Rum & tafia of an alcoholic strength by volume not exceeding 46% vol	3,240	11,092	29,547	90,568
2208501000	Gin & geneva of an alcoholic strength by volume not exceeding 46% vol	2,827	23,628	27,719	163,513
2208502000	Gin & geneva of an alcoholic strength by volume exceeding 46% vol	177	1,169	1,987	9,283
2208601000	Vodka of an alcoholic strength by volume not exceeding 46% vol	2,604	81,141	23,435	461,088
2208602000	Vodka of an alcoholic strength by volume exceeding 46% vol	0	600	0	3,936
2208701000	Liqueurs & cordials of an alcoholic strength by volume not exceed. 57% vol	1,739	45,635	19,764	310,270
2208901000	Medicated samsu of alcoholic strength by volume <= 40%	0	322	0	3,626
2208909000	Other spirituous beverages	134	1,271	1,519	14,659
2209000000	Vinegar and substitutes for vinegar obtained from acetic acid	62,370	453,882	59,085	648,270
2301100000	Flours, meals & pellets, of meat / meat offal; unfit for human consumption; greaves	5,759,363	51,876,484	3,675,186	34,150,530
2301200000	Flours, meals & pellets, of fish / crustacean, molluscs / other aquatic invertebrates	10,658,738	54,946,771	13,658,296	65,689,724
2302100000	Bran, sharps and other residues of maize (corn)	47,779	3,737,867	53,265	2,436,361
2302300000	Bran, sharps and other residues of wheat	3,277,341	17,901,850	1,222,182	5,752,355
2302401000	Bran, sharps and other residues of rice	0	635	0	722
2302409000	Bran, sharps and other residues of other cereals	26,400	923,991	132,000	1,006,305
2302500000	Bran, sharps and other residues of leguminous plants	37,500	393,750	19,772	203,167
2303101000	Residues of starch manufacture of manioc (cassava) or sago	0	135,563	0	48,091
2303109000	Other residues of starch and similar residues	9,830,586	139,097,247	6,158,575	94,056,546
2303300000	Brewing or distilling dregs and waste	21,270,642	230,597,218	4,998,303	55,026,148
2304000000	Oil-cake & other solid residues, in pellet form, from the extract of soyabean oil	267,891,487	2,529,645,489	107,057,880	1,013,031,594
2305000000	Oil-cake & other solid residues, in pellet form, from the extract of ground-nut oil	0	15	0	143
2306300000	Oil-cake and other solid residues of sunflower seeds	0	306,900	0	87,952
2306410000	Oil-cake and other solid residues of flax seed or colza seeds	5,959,950	77,629,027	1,582,204	21,481,290
2306490000	Other oil-cake and other solid residues of rape or colza seeds	1,353,370	13,863,840	370,569	3,983,421
2306600000	Oil-cake and other solid residues of palm nuts or kernels	60,180	378,880	19,838	115,612
2306902000	Oil-cake and other solid residues of maize (corn) germ	1,893,951	21,105,251	1,177,852	14,215,099
2306909000	Other oil-cake and other solid residues	922,000	25,024,204	201,543	5,297,069
2308000000	Vegetable materials and waste, residues of a kind used in animal feeding	106,911	541,335	102,519	442,931
2309101000	Dog or cat food, put up for retail sale, containing meat	712,847	7,053,450	747,567	6,780,787
2309109000	Dog or cat food, put up for retail sale, not containing meat	489,490	7,844,788	568,996	10,335,792
2309901100	Complete feed for poultry	201,900	2,296,199	121,253	1,319,375
2309901200	Complete feed for swine	3,737,037	37,683,614	948,882	9,263,659
2309901300	Complete feed for prawn feed	705,144	2,827,600	830,060	3,168,773
2309901900	Other complete feed	37,260	712,608	44,207	677,210
2309902000	Premixes, feed supplements and feed additives for animal	3,603,166	35,178,430	7,440,624	89,723,547
2309903000	Other preparations of a kind used in animal feeding, containing meat	23,738,242	272,715,787	11,977,901	138,180,846
2309909000	Other preparations of a kind used in animal feeding, not containing meat	12,067,570	145,802,346	7,195,307	89,229,028
2401101000	Virginia tobacco, not stemmed/stripped, flue-cured	197,506	1,912,071	981,517	11,702,329
2401102000	Virginia tobacco, not stemmed/stripped, not flue-cured	0	64,761	0	548,060
2401103000	Other tobacco, not stemmed/stripped, flue-cured	23,760	2,060,896	40,392	19,774,626
2401109000	Other tobacco, not stemmed/stripped, not flue-cured	1,951,509	6,293,809	9,459,665	38,477,002
2401201000	Virginia tobacco, partly/wholly stemmed/stripped, flue-cured	415,724	29,236,803	2,310,361	184,473,950
2401202000	Virginia tobacco, partly/wholly stemmed/stripped, not flue-cured	0	1,653,810	0	12,460,479
2401203000	Oriental tobacco, partly/wholly stemmed/stripped	1,907,421	8,662,415	11,707,370	51,917,463
2401204000	Burley tobacco, partly/wholly stemmed/stripped	35,972	507,392	223,145	3,927,854
2401205000	Other tobacco, partly/wholly stemmed/stripped, flue-cured	528,243	1,631,970	2,510,223	8,357,255
2401209000	Other tobacco, partly/wholly stemmed/stripped, not flue-cured	58,245	2,579,009	767,677	14,821,665
2401301000	Tobacco stems	610,440	5,934,134	1,008,204	7,045,774

I.3. IMPOR MENURUT KOMODITI / IMPORT BY HS COMMODITY  
 \*\*\* NOVEMBER / NOVEMBER 2010 \*\*\*

H S	Uraian Komoditi Commodity Description	Berat Bersih / Net Weight (Kg)		Nilai / Value C.I.F (US\$)	
		Bulan ini Current Month	Kumulatif Cum.Jan. to date	Bulan ini Current Month	Kumulatif Cum.Jan. to date
2401309000	Other tobacco refuse	74,880	701,398	187,200	1,905,831
2402100000	Cigars, cheroots and cigarillos,containing tobacco	3,563	97,500	33,170	1,309,855
2402201000	Beedies	958	3,355	31,173	104,263
2402209010	Cigarettes tobacco	0	4,669	0	41,449
2402209090	Other cigarettes containing tobacco	27,114	207,657	462,751	4,348,254
2402902000	Cigarettes of tobacco substitutes	0	2,430	0	26,552
2403101100	Blended tobacco, packed for retail sale	14,419	30,619	73,766	160,286
2403101900	Other smoking tobacco, packed for retail sale	0	29,939	0	103,660
2403102100	Blended tobacco, for cigarette making	550,593	8,736,346	4,357,110	65,952,000
2403102900	Oth manufactures tobacco for cigarettemaking	201,600	2,437,957	939,456	11,439,820
2403109000	Other smoking tobacco, whether or notcontaining tobacco substitutes	0	190,266	0	1,150,430
2403910000	Homogenised or reconstituted tobacco	9,388	53,909	65,113	514,139
2403991000	Tobacco extracts and essences	0	36,984	0	419,313
2403994000	Snuff	0	1	0	7
2403999000	Oth manufactures tobacco & manufacturedtobacco substitutes	16	396	945	5,205
2501001000	Table salt	6	32,358	7	73,399
2501004100	Oth salt cont. at least 94.7% sodium chl a dry basis ,in package netto < 45 kg	298,809	1,728,374	93,363	596,999
2501004900	Oth salt cont. at least 94.7% sodium chl a dry basis ,in package netto < 45 kg	279,092,262	1,825,328,596	15,432,363	95,945,541
2501005000	Sea water	93	903	2,461	20,609
2501009000	Other salt	14	23,781	297	112,808
2502000000	Unroasted iron pyrites	0	179,762	0	63,339
2503000000	Sulphur of all kinds, oth than sublimed,precipitated and colloidal sulphur	16,897,459	339,997,560	3,032,969	49,775,311
2504100000	Natural graphite, in powder or in flakes	155,586	6,288,765	85,841	2,631,558
2504900000	Natural graphite, in other form	38,773	1,419,781	30,279	516,075
2505100000	Silica sands and quartz sands	1,613,858	37,599,686	446,744	4,437,860
2505900000	Other natural sands,whether/not coloredother than metal-bearing sands	619,309	4,927,462	188,561	1,427,079
2506100000	Quartz	127,223	2,994,667	52,541	596,130
2506200000	Quartzite	60,724	542,958	30,167	356,951
2507000000	Kaolin and other kaolinic clays,whetheror not calcined	13,185,983	118,302,583	3,603,455	28,639,646
2508100000	Bentonite	9,369,112	121,106,506	1,559,170	17,097,492
2508300000	Fire-clay	851,914	6,705,039	242,621	2,970,170
2508400000	Other clays	3,720,570	59,000,133	771,251	10,475,042
2508500000	Andalusite, kyanite and sillimanite	172,127	1,209,040	85,600	541,830
2508600000	Mullite	215,793	4,226,797	103,736	2,030,847
2508700000	Chamotte or dinas earths	80,495	3,929,566	35,952	1,553,744
2509000000	Chalk	64,850	1,337,793	33,139	564,614
2510101000	Apatite, unground	3,681	52,157	12,206	211,193
2510109000	Other natural calcium phosphates,naturaaluminium calcium phosphates, ungro	43,242,000	538,305,920	5,382,811	72,151,441
2510201000	Apatite, ground	1,842	79,460	8,575	209,708
2510209000	Other natural calcium phosphates,naturaaluminium calcium phosphates, ground	0	811	0	429
2511100000	Natural barium sulphate (barytes)	20,852,285	121,266,180	1,870,432	13,526,793
2511200000	Natural barium carbonate (witherite)	0	30,500	0	80,980
2512000000	Siliceous fossil meals and similarsiliceous earths	595,493	5,578,292	445,622	3,500,863
2513100000	Pumice stone	32,270	64,127	12,369	204,429
2513200000	Emery, natural corundum, natural garnetand other natural abrasives	2,015,393	18,706,233	598,399	7,655,459
2514000000	Slate, whether or not roughly trimmedor merely cut	0	27,863	0	18,575
2515110000	Marble and travertine, crude or roughlytrimmed	98,131	667,623	26,262	127,857
2515121000	Marble and travertine, merely cut intoblocks	2,430,393	28,435,535	483,939	3,459,759
2515122000	Marble and travertine, merely cut intoslabs	1,444,366	18,708,519	616,042	7,114,168
2516110000	Granite, crude or roughly trimmed	5,306	638,607	1,590	291,220
2516121000	Granite, merely cut into blocks	178,602	3,826,385	47,866	1,177,966
2516122000	Granite, merely cut into slabs	1,645,030	17,307,647	571,679	5,056,742
2516200000	Sandstone	22,000	4,328,461	6,070	135,630
2516900000	Other monumental or building stone	66,500	216,536	15,520	207,816
2517100000	Pebbles, gravel, broken/crushed stonewhether or not heat treated	52,012,713	395,903,685	352,907	3,101,906
2517200000	Macadam of slag, dross or similarindustrial waste	0	80,687	0	77,454
2517410000	Granules, chippings and powder of marblwhether or not heat treated	0	3,309,707	0	170,617
2517490000	Granules, chippings & powder of stones owhethet or not heat treated	101,408	1,631,799	39,212	527,447
2518200000	Dolomite, calcined or sintered	698,150	6,221,838	152,862	1,153,628
2518300000	Dolomite, ramming mix	0	2,675,218	0	562,814
2519100000	Natural magnesium carbonate (magnesite)	4,533,571	23,736,249	1,798,858	8,510,598
2519900000	Fused magnesia; dead-burned magnesia	3,008,959	24,755,342	1,393,689	9,958,220
2520100000	Gypsum, anhydrite	102,312,965	1,071,604,946	3,195,610	33,587,938
2520201000	Plasters, for use in dentistry	0	16,327,923	0	581,701
2520209000	Other plasters	13,945,474	135,830,335	983,238	9,472,673
2521000000	Limestone flux; limestone and othercalcareous stone	33,423,441	216,223,928	1,268,856	10,115,613
2522100000	Quicklime	1,842,002	14,812,432	239,931	1,779,606
2522200000	Slaked lime	255,125	4,354,858	34,495	1,400,920
2522300000	Hydraulic lime	45,500	146,600	6,783	42,033
2523101000	Cement clinkers, for white cement	0	5,182,583	0	535,936
2523109000	Other cement clinkers	68,928,658	659,020,896	3,029,974	32,223,839
2523210000	Portland cement, white cement, whetheror not artificially colored	3	26,880	52	47,853
2523291000	Portland cement, colored cement	21,434,000	350,700,973	843,214	13,592,473
2523299000	Other portland cements	12,388	95,270,394	455,208	4,076,815
2523300000	Aluminous cement	525,300	4,895,976	381,004	3,526,202
2523900000	Other hydraulic cements	55,376,000	577,340,701	2,035,070	21,316,226
2524900010	Chrysotile	12,212,996	101,071,493	6,180,877	49,393,379
2524900090	Other asbestos, crocidolite & chrysolite	444	53,533	778	41,521

I.3. IMPOR MENURUT KOMODITI / IMPORT BY HS COMMODITY  
 \*\*\* NOVEMBER / NOVEMBER 2010 \*\*\*

HS	Uraian Komoditi Commodity Description	Berat Bersih / Net Weight (Kg)		Nilai / Value C.I.F (US\$)	
		Bulan ini Current Month	Kumulatif Cum.Jan. to date	Bulan ini Current Month	Kumulatif Cum.Jan. to date
2525100000	Crude mica and mica rifted into sheets or splittings	800,158	810,016	93,143	128,161
2525200000	Mica powder	825,909	3,753,705	413,025	3,579,966
2525300000	Mica waste	0	73	0	214
2526100000	Natural steatite, not crushed, not powdered	0	451,924	0	118,361
2526201000	Talc powder, crushed or powdered	8,641,328	95,670,449	1,445,868	16,090,078
2526209000	Oth natural steatite, crushed/powdered	423,654	5,108,940	130,733	1,266,546
2528100000	Natural sodium borates and concentrates thereof (whether or not calcined)	30	450	587	8,201
2528900000	Natural boric acid containing not more than 85% of h3bo3 on the dry weight	224,040	2,298,206	121,117	1,293,896
2529100000	Felspar	15,539,705	297,849,130	1,200,233	21,940,816
2529210000	Fluorspar, containing by weight 97% or less of calcium fluoride	35,849	1,059,559	12,056	313,878
2529220000	Fluorspar, containing by weight more than 97% of calcium fluoride	180,000	1,462,445	88,439	766,293
2529300000	Leucite; nepheline & nepheline syenite	451,047	2,321,317	186,943	952,967
2530100000	Vermiculite, perlite and chlorites, unexpanded	620,352	6,896,614	125,754	1,722,493
2530201000	Kieserite	25,629,566	191,867,436	3,944,819	27,607,130
2530202000	Epsomite	8	300,008	165	34,838
2530900000	Other mineral substances not elsewhere specified or included	5,487,883	38,285,281	1,993,198	14,918,808
2601110000	Iron ores and concentrates, other than roasted iron pyrites : non agglomerated	296,167,329	2,033,552,155	77,756,164	333,382,666
2601120000	Iron ores and concentrates, other than roasted iron pyrites : agglomerated	153,697	65,028,389	104,562	9,223,661
2601200000	Roasted iron pyrites	0	130,726	0	71,543
2602000000	Manganese ores & concentrates, including ferruginous manganese, m. content >=	0	767,369	0	528,930
2603000000	Copper ores and concentrates	6,897	159,549	83,107	714,480
2604000000	Nickel ores and concentrates	0	62	0	2,006
2605000000	Cobalt ores and concentrates	0	12,800	0	575,496
2606000000	Aluminium ores and concentrates	0	1,035,894	0	974,879
2607000000	Lead ores and concentrates	0	570,151	0	390,059
2608000000	Zinc ores and concentrates	74,950	350,997	32,840	380,106
2609000000	Tin ores and concentrates	48,924	1,051,940	25,767	641,179
2610000000	Chromium ores and concentrates	218,000	1,836,400	99,750	930,225
2611000000	Tungsten ores and concentrates	0	10	0	269
2614001000	Titanium ores and concentrates, ilmenite ores and concentrates	0	101,000	0	69,444
2614009000	Titanium ores and concentrates, other than ilmenite ores & concentrates	332,000	4,358,241	252,696	3,228,384
2615100000	Zirconium ores and concentrates	1,320,988	17,389,933	1,804,956	19,409,858
2615900000	Other niobium, tantalum ores and concentrates vanadium or zirconium ores	34,099	642,356	78,012	1,170,940
2616900000	Precious metal ores other than silver ores	0	32,233	0	976,285
2617100000	Antimony ores and concentrates	4,092	69,107	36,954	408,515
2617900000	Other ores and concentrates.	0	282,238	0	106,555
2618000000	Granulated slag (slag sand) from the manufacture of iron or steel	0	97,616	0	89,517
2619000000	Slag, dross (not granula slag), & othwaste from the manufac. of iron or steel	0	21,198	0	4,553
2620110000	Ash & residues containing mainly zinc, hard zinc spelter	0	48,000	0	34,674
2620190000	Ash & residues containing mainly zinc, other than hard zinc spelter	100	167	1,979	3,163
2620210000	Ash & residues containing mainly lead, lead gasoline sludges, antiknock compound	0	142	0	2,721
2620290000	Ash & residues containing mainly lead, other than leaded gasoline sludges	0	20,157	0	7,760
2620300000	Ash & residues containing mainly copper	5,225	24,607	425,372	696,271
2620400000	Ash & residues containing mainly aluminium	0	561	0	847
2620910000	Ash & residues containing antimony, beryllium, cadmium, chromium or their mix	0	16	0	105
2620990000	Oth metals or their compounds ash & residues containing mainly tin	0	864	0	25,244
2701110000	Anthracite	2,019,546	49,285,534	526,444	9,427,149
2701129000	Bituminous coal: other than coking coal	200,000	1,293,166	50,000	352,063
2701190000	Other coal	380,792	2,405,039	197,362	2,099,840
2701200000	Briquettes, ovoids & similar solid fuels manufactured from coal	167,580	3,199,390	48,196	920,961
2702100000	Lignite, whether or not pulverised, but not agglomerated	0	37,724	0	37,813
2702200000	Agglomerated lignite	105,335	589,967	246,346	1,239,008
2703001000	Peat, whether or not compressed into bales, but not agglomerated	46,080	59,835	4,608	19,680
2703002000	Agglomerated peat	0	554,379	0	239,362
2704001000	Coke & semi-coke of coal	5,215,734	56,173,939	2,109,261	19,817,107
2704002000	Coke & semi-coke of lignite or of peat	0	1,525,500	0	530,306
2704003000	Retort carbon	35,001	4,668,126	37,043	1,439,758
2705000000	Coal gas, water gas, producer gas and similar gases other than petroleum gas	558	92,880	5,342	86,311
2706000000	Tar distilled from coal, from lignite or from peat & other mineral tars	120,692	1,181,109	73,535	700,725
2707100000	Benzol (benzene)	0	42	0	1,394
2707200000	Toluol (toluene)	1,562	17,204	10,049	107,903
2707300000	Xylol (xylenes)	1,189	2,114,915	4,394	1,934,709
2707400000	Napthalene	66,360	775,016	98,181	1,689,298
2707500000	Oth. aromatic hydrocarbon mix. of >= 65% by volume, distils at 250.c. astm d 86 m	1,259,840	16,224,738	1,289,723	15,443,859
2707910000	Creosote oils	0	79,480	0	131,391
2707992000	Carbon black feedstock	8	169,468	210	256,489
2707999000	Other products of the distilled of high temperature coal tar	2,210,171	19,784,703	1,622,080	16,143,323
2708100000	Pitch	2,199,001	24,396,343	1,279,860	13,594,385
2709001000	Crude petroleum oil	1,946,556,181	12,885,792,838	1,268,276,920	7,633,363,895
2709002000	Condensate	0	2	0	47
2709009000	Other petroleum oil, crude	13,600	28,010	16,456	38,878
2710111100	Motor spirit, premium leaded	14,850,315	1,225,242,350	11,844,665	928,041,316
2710111200	Motor spirit, premium unleaded	793,691,685	7,620,429,984	673,076,410	5,871,421,514
2710111300	Motor spirit, regular leaded	0	22	0	443
2710111400	Motor spirit, regular unleaded	0	24,738,949	0	16,020,074
2710111500	Other motor spirit, leaded	0	24,526,115	0	19,314,572
2710111600	Other motor spirit, unleaded	85,712,490	1,237,384,091	69,446,586	952,890,570
2710112000	Aviation spirit	0	1,394,192	0	2,909,731



I.3. IMPOR MENURUT KOMODITI / IMPORT BY HS COMMODITY  
 \*\*\* NOVEMBER / NOVEMBER 2010 \*\*\*

HS	Uraian Komoditi Commodity Description	Berat Bersih / Net Weight (Kg)		Nilai / Value C.I.F (US\$)	
		Bulan ini Current Month	Kumulatif Cum.Jan. to date	Bulan ini Current Month	Kumulatif Cum.Jan. to date
2710113000	Tetrapropylene	0	4,804,979	0	5,103,134
2710114000	White spirit	2,130,183	13,697,816	2,030,773	12,557,638
2710115000	Low aromatic solvents containing byweight <= 1 % aromatic content	1,853,895	10,981,530	2,337,472	13,398,194
2710116000	Other solvent spirits	4,143	51,107	16,914	110,509
2710117000	Naphtha, reformat or preparations forpreparing spirits	87,564,527	1,379,258,395	62,764,265	980,578,606
2710119000	Other petroleum oil, light oil & otherthan crude	1,699,212	124,582,976	2,092,412	98,149,392
2710191300	Aviation turbine fuel (jet fuel) havinga flash point of not less than 23-c	23,855	223,197,471	39,558	157,661,265
2710191400	Aviation turbine fuel (jet fuel) havinga flash point of less than 23-c	49,047,672	226,991,015	37,364,893	171,617,981
2710191600	Kerosene	3,438	44,738	13,690	97,678
2710191900	Other medium oils and preparations	5,858,729	106,582,770	7,427,705	124,878,471
2710192000	Topped crudes	15,160	640,566	21,344	898,781
2710193000	Carbon black feedstock oil	28,811,927	187,042,478	12,586,767	83,215,480
2710194100	Lubricating oil basestock	11,621,002	115,796,977	13,111,645	127,378,363
2710194200	Lubricating oils for aircraft engines	12,696	97,616	72,976	639,332
2710194300	Other lubricating oils	12,891,415	116,484,825	26,855,060	227,401,313
2710194400	Lubricating greases	1,300,111	14,405,954	3,295,131	38,764,654
2710195000	Hydraulic brake fluid	77,805	170,973	173,402	846,458
2710196000	Transformer and circuit breakers oils	1,499,484	19,425,587	1,988,833	21,619,161
2710197100	High speed diesel fuel	675,304,771	7,916,071,332	467,700,548	5,160,356,175
2710197200	Other diesel fuel	123,497,651	950,543,069	88,086,535	636,846,704
2710197900	Other fuel oils	116,111,410	962,157,049	55,480,193	463,650,185
2710199000	Oth petroleum oils & oils obtained frombituminous minerals (other than crude)	1,027,021	16,571,273	1,558,331	23,497,393
2710990000	Other waste oils	0	60,490	0	123,418
2711110000	Liquid natural gas	0	838	0	17,096
2711120000	Liquid propane	64,086,177	439,780,436	50,769,242	322,166,998
2711130000	Liquid butanes	65,909,049	484,735,924	51,813,765	350,975,905
2711141000	Liquid ethylene	900,700	915,032	6,080,836	6,176,477
2711149000	Liquid propylene, butylene & butadiene	123	10,811	3,325	67,278
2711190000	Other liquid petroleum gas	0	14,136	0	25,010
2711210000	Natural gas in gaseous state	0	475	0	8,612
2711290000	Other petroleum gas in gaseous state	8,106	34,849	92,435	286,015
2712100000	Petroleum jelly	167,093	2,438,634	306,069	4,336,753
2712200000	Paraffin wax containing by weight lessthan 0.75% of oil	584,497	6,792,892	732,675	7,298,021
2712901000	Other paraffin wax	2,041,491	14,903,798	3,017,147	21,180,444
2712909000	Microcrystalline petroleum wax, slackwax, ozokerite, lignite wax, peat wax	359,646	3,889,734	683,037	8,395,242
2713110000	Petroleum coke, not calcined	522,800	14,347,108	128,104	9,665,009
2713120000	Petroleum coke, calcined	489,685	46,671,802	304,135	19,129,690
2713200000	Petroleum bitumen	48,518,297	464,705,100	25,006,012	243,410,612
2713900000	Other residues of petroleum oils or ofoils obtained from bituminous minerals	0	118,861	0	182,790
2714100000	Bitumen and asphalt, natural bituminous oil shale and tar sands	57,006	184,466	25,097	98,675
2714900000	Bitumen and asphalt, natural asphalt sand asphaltic rocks	4,961,282	38,019,466	2,715,285	23,807,021
2715000000	Bituminous mix. based on natur. asphalt on natur. bitumen, on petroleum bitum	165,004	3,013,209	335,234	2,978,683
2801100000	Chlorine	310,241	1,940,232	305,298	1,190,409
2801200000	Iodine	51	848	1,536	30,459
2801300000	Fluorine; bromine	34	2,420	1,442	32,877
2802000000	Sulphur, sublimed or precipitated, collodial sulphur	34,835,701	110,786,119	6,252,900	17,436,642
2803001000	Rubber grade carbon black	7,839,571	83,517,100	8,718,313	90,061,404
2803002000	Acetylene black	382,633	4,625,010	749,990	9,920,397
2803003000	Other carbon blacks	1,056,632	14,345,178	1,459,866	17,013,044
2803009000	Other carbon	838,585	11,198,145	1,528,933	14,297,066
2804100000	Hydrogen	182,267	1,655,188	80,342	603,613
2804210000	Argon	479,031	5,696,454	382,060	4,170,835
2804290000	Other rare gases	893,120	10,218,119	626,974	7,259,685
2804300000	Nitrogen	1,610,060	14,808,567	360,646	3,424,616
2804400000	Oxygen	1,748,291	19,697,000	585,277	6,006,477
2804500000	Boron; tellurium	0	11,013	0	53,124
2804610000	Silicon, containing by weight >= 99.99%	13,534	83,034	1,269,559	7,458,918
2804690000	Silicon, containing by weight < 99.99%	1,554,337	8,148,326	3,902,034	18,856,930
2804700000	Phosphorus	62,193	341,393	1,043,191	7,924,420
2804800000	Arsenic	34,908	161,038	112,294	245,205
2804900000	Selenium	1,665	15,743	161,635	1,011,873
2805110000	Sodium	60,628	643,574	309,309	3,979,568
2805120000	Calcium	20,132	82,926	9,519	107,783
2805190000	Other alkali or alkaline-earth metals	196,079	2,221,808	541,301	5,986,439
2805300000	Rare-earth metals, scandium & yttrium whether or not intermixed or interalloy	202	1,202	5,500	17,800
2805400000	Mercury	86	2,835	21,990	384,294
2806100000	Hydrogen chloride (hydrochloric acid)	95,625	1,162,264	64,188	445,268
2806200000	Chlorosulphuric acid	0	2,738	0	12,466
2807000000	Sulphuric acid; oleum.	4,201,246	110,116,526	167,711	6,251,472
2808000000	Nitric acid; sulphonitric acids	1,057,659	10,479,631	437,780	4,842,313
2809100000	Diphosphorus pentaoxide	10,013	95,592	19,954	157,765
2809203000	Phosphoric acids, hypophoric acids and hypophosphoric acids	2,195,648	13,804,563	1,862,078	11,029,723
2809209000	Oth phosphoric acids, hypophoric acids and hypophosphoric acids	683,511	131,597,198	637,259	62,598,551
2810000000	Oxide of boron; boric acids	236,741	3,884,231	209,912	2,988,685
2811110000	Hydrogen fluoride (hydrofluoric acid)	103,406	1,274,735	128,539	1,356,906
2811191000	Arsenic acid	168,362	1,224,996	76,747	595,895
2811199000	Other inorganic acids	517,254	1,812,017	357,022	1,434,075
2811210000	Carbon dioxide	311,621	1,794,653	190,591	2,509,459

I.3. IMPOR MENURUT KOMODITI / IMPORT BY HS COMMODITY  
 \*\*\* NOVEMBER / NOVEMBER 2010 \*\*\*

HS	Uraian Komoditi Commodity Description	Berat Bersih / Net Weight (Kg)		Nilai / Value C.I.F (US\$)	
		Bulan ini Current Month	Kumulatif Cum.Jan. to date	Bulan ini Current Month	Kumulatif Cum.Jan. to date
2811221000	Silica powder	1,109,024	14,352,787	1,109,964	14,440,256
2811229000	Silicon dioxide, other form	1,313,736	14,942,106	1,588,522	15,451,914
2811291000	Diarsenic pentaoxide	0	85,204	0	203,847
2811299000	Other inorganic oxygen compounds of non metals	141,425	2,196,304	187,074	3,224,526
2812100000	Chlorides and chloride oxides	4	264,073	810	358,152
2812900000	Other halides and halide oxides of nonmetals	1,059,358	14,651,435	218,082	2,936,100
2813100000	Carbon disulphide	40	6,412,287	5,014	5,524,440
2813900000	Other sulphides of non-metal	275	5,512	27,366	71,790
2814100000	Anhydrous ammonia	15,719,010	69,152,414	6,564,319	28,444,982
2814200000	Ammonia in aqueous solution	11,744	88,435	38,292	277,348
2815110000	Sodium hydroxide (caustic soda), solid	2,105,692	24,904,965	805,384	9,537,145
2815120000	Sodium hydroxide (caustic soda), in aqueous solution (lye or liquid soda)	35,789	11,281,308	41,652	3,011,597
2815200000	Potassium hydroxide (caustic potash)	1,007,306	10,584,704	1,088,106	11,591,462
2815300000	Peroxides of sodium or potassium	2,182	15,784	9,690	80,203
2816100000	Hydroxide and peroxide of magnesium	19,229	592,898	53,939	1,857,719
2816400000	Oxides, hydroxides & peroxides, of strontium or barium	451	318,525	6,873	886,239
2817001000	Zinc oxide	356,444	6,827,568	808,083	14,024,739
2817002000	Zinc peroxide	8,550	279,509	13,013	559,350
2818100000	Artificial corundum, whether or not chemically defined	543,850	4,304,198	434,075	3,448,518
2818200000	Aluminium oxide, other than artificial corundum	45,525,665	412,458,890	16,919,040	147,893,805
2818300000	Aluminium hydroxide	7,743,713	68,988,121	2,233,893	21,479,720
2819100000	Chromium trioxide	115,986	665,254	518,175	2,497,696
2819900000	Other chromium oxides and hydroxides	7,761	2,286,344	33,034	1,129,370
2820100000	Manganese dioxide	1,518,804	19,213,288	2,683,139	31,860,242
2820900000	Other manganese dioxide	103,354	1,607,610	180,589	2,103,007
2821100000	Iron oxides and hydroxides	1,051,863	9,802,276	1,219,787	10,701,889
2821200000	Earth colors	14,289	110,650	29,067	182,871
2822000000	Cobalt oxides and hydroxides, commercial	1,727	240,902	35,616	2,547,518
2823000000	Titanium oxides	1,246,704	9,072,700	3,279,243	24,026,586
2824100000	Lead monoxide (litharge, massicot)	6,356	252,379	74,898	961,348
2824900000	Other lead monoxide	1,662	153,761	13,048	344,250
2825100000	Hydrazine, hydroxylamine, inorganic salt	91,566	1,376,156	260,760	4,164,404
2825200000	Lithium oxide and hydroxide	29	30,009	100	323,467
2825300000	Vanadium oxides and hydroxides	2,002	10,000	5,557	137,556
2825400000	Nickel oxides and hydroxides	6,345	175,044	136,473	3,088,012
2825500000	Copper oxides and hydroxides	52,700	497,256	388,143	3,516,667
2825600000	Germanium oxides and zirconium dioxide	3,021	16,658	12,342	84,227
2825700000	Molybdenum oxides and hydroxides	4,116	18,330	14,800	213,826
2825800000	Antimony oxides	74,421	727,660	574,605	5,055,765
2825900000	Other inorganic bases	23,231	1,770,550	189,128	8,086,327
2826120000	Fluorides of aluminium	0	6,208	0	6,500
2826190000	Other fluorides	25,454	1,085,194	47,529	876,113
2826300000	Sodium hexafluoroaluminate (synthetic cryolite)	13,776	279,082	10,468	360,507
2826900000	Other complex fluoride salt	113,875	1,204,960	202,804	2,590,206
2827100000	Ammonium chloride	660,962	6,718,032	150,408	1,594,582
2827201000	Calcium chloride, commercial grades	93,006	2,041,260	18,322	470,264
2827209000	Calcium chloride, not commercial grades	713,723	11,733,379	246,163	3,635,537
2827310000	Other chlorides of magnesium	69,898	611,890	21,322	337,208
2827320000	Other chlorides of aluminium	1,234,197	10,392,338	511,286	4,157,713
2827350000	Other chlorides of nickel	15,169	203,657	113,544	1,570,811
2827390010	Other chlorides of zinc	151,474	1,664,149	91,486	972,362
2827390090	Other chlorides of iron, cobalt and of other materials	138,471	1,928,237	497,184	3,200,817
2827410000	Chloride oxides & chloride hydroxides, of copper	2,043	27,661	7,066	98,442
2827490000	Other chloride oxides & chloride hydroxides	357,263	2,300,784	252,483	1,915,635
2827510000	Bromides of sodium or of potassium	230,745	831,102	570,057	1,819,542
2827590000	Other bromides	4,040	259,313	29,250	494,350
2827600000	Iodides and iodide oxides	1,370	46,003	29,184	802,087
2828100000	Commercial calcium hypochlorite & other calcium hypochlorites	89,288	2,922,606	123,632	3,018,350
2828901000	Sodium hypochlorite	427	40,168	2,570	148,192
2828909000	Other hypochlorite	242,226	2,535,511	611,902	4,660,438
2829110000	Chlorates of sodium	286	1,949,445	6,850	1,602,319
2829190000	Other chlorates	226,000	2,819,199	290,434	3,194,038
2829900000	Bromat dan perbromat, iodat & periodat	4,894	110,746	70,572	1,420,798
2830100000	Sodium sulphides	997,400	7,467,382	668,980	4,832,225
2830900000	Other sulphides	63,386	297,576	124,905	557,156
2831100000	Dithionites and sulphonylates of sodium	427,004	7,288,626	389,977	6,615,836
2831900000	Other dithionites and sulphonylates	229	130,236	770	252,411
2832100000	Sodium sulphites	1,185,955	11,131,930	574,357	4,654,348
2832200000	Other sulphites	175,023	1,425,594	81,912	751,517
2832300000	Thiosulphates	50,080	845,657	12,844	481,888
2833110000	Disodium sulphate	17,150,276	168,244,166	2,022,059	19,728,816
2833190000	Other sodium sulphates	2,066,800	109,965,005	499,370	13,976,965
2833210000	Magnesium sulphate	948,414	13,968,016	258,095	3,035,673
2833221000	Aluminium sulphate : commercial grade	20,000	100,045	28,000	140,187
2833229000	Aluminium sulphate : other grade	43	144,499	454	66,063
2833240000	Nickel sulphate	55,181	535,638	604,753	5,317,774
2833250000	Copper sulphate	823,010	8,383,934	1,575,300	15,951,195
2833270000	Barium sulphate	132,691	1,438,551	122,628	1,518,745

I.3. IMPOR MENURUT KOMODITI / IMPORT BY HS COMMODITY  
 \*\*\* NOVEMBER / NOVEMBER 2010 \*\*\*

H S	Uraian Komoditi Commodity Description	Berat Bersih / Net Weight (Kg)		Nilai / Value C.I.F (US\$)	
		Bulan ini Current Month	Kumulatif Cum.Jan. to date	Bulan ini Current Month	Kumulatif Cum.Jan. to date
2833291000	Of chromium or zinc	405,742	3,815,561	429,583	4,077,396
2833292000	Tribasic lead sulphate	30,518	333,329	91,264	813,900
2833299000	Other sulphate of other material	349,642	3,599,718	187,504	1,951,410
2833300000	Alums	100,007	748,461	32,816	230,211
2833400000	Peroxisulphates (persulphates)	86,571	1,423,562	89,942	1,619,056
2834100000	Nitrites	463,331	3,341,440	250,514	1,799,182
2834210000	Nitrates of potassium	81,001	1,666,865	107,051	1,541,416
2834290000	Other nitrates	262,126	3,773,611	211,354	3,272,263
2835100000	Phosphinates (hypophosphites) andphosponates (phosphites)	38,404	728,496	170,720	1,670,442
2835220000	Phosphates of mono- or disodium	133,054	2,480,136	237,827	2,737,417
2835240000	Phosphates of potassium	234,978	2,768,881	349,575	5,357,456
2835251000	Dicalcium phosphate, feed grade	4,294,011	35,787,345	1,614,652	13,750,921
2835259000	Oth hypophosphites, phosphonates andand phosphates, polyphosphates	700,625	7,111,995	270,295	3,186,344
2835260000	Other phosphates of calcium	1,329,314	17,819,868	766,261	10,207,407
2835290000	Other phosphates	345,303	2,881,196	321,645	3,227,610
2835310000	Sodium triphosphate (sodiumtripolyphosphate)	1,579,716	20,074,348	1,433,507	17,553,440
2835391000	Tetranatrium pirofosfat	25,677	492,446	42,156	809,772
2835399000	Other polyphosphates	875,146	6,962,007	1,313,037	9,683,422
2836200000	Disodium carbonate	49,083,360	744,118,565	10,060,033	146,530,248
2836300000	Sodium hydrogencarbonate (sodium bicarbonate)	9,167,196	73,469,297	2,479,778	20,026,128
2836400000	Potassium carbonates	560,585	5,880,332	523,462	5,967,000
2836501000	Calsium carbonate, food or pharmaceu-tical grade	755,230	11,483,952	303,368	4,318,400
2836509000	Calsium carbonate, other grade	3,728,909	63,922,103	1,071,783	13,210,592
2836600000	Barium carbonate	230,386	3,346,719	154,519	1,621,026
2836910000	Lithium carbonates	22,595	131,747	49,437	338,667
2836920000	Strontium carbonate	48,100	566,011	26,610	296,588
2836990000	Other carbonates	875,711	10,500,724	1,038,471	10,565,583
2837110000	Cyanides and cyanide oxides, of sodium	202,000	4,866,158	351,176	8,726,398
2837190000	Other cyanides and cyanide oxides	10,511	18,852	67,618	190,182
2837200000	Complex cyanides	0	293	0	19,466
2839110000	Sodium metasilicates	206,123	2,826,518	86,973	1,250,587
2839191000	Sodium silicates	2,705,262	31,922,551	748,288	8,032,375
2839199000	Other silicates of sodium	822,189	8,172,084	511,606	5,498,445
2839900000	Other silicates; commerial alkali metasilicates	676,475	4,914,627	731,299	7,437,222
2840110000	Disodium tetraborate (refined borax),anhydrous	0	46	0	3,330
2840190000	Other disodium tetraborate (refinedborax)	6,185,600	40,789,425	3,813,664	25,147,382
2840200000	Other borates	4,337	101,753	48,656	194,707
2840300000	Peroxborates (perborates)	14,600	153,210	16,352	208,106
2841300000	Sodium dichromate	38,135	415,277	39,991	548,893
2841500000	Other chromates and dichromates,peroxochromates	10,663	153,520	53,576	599,549
2841610000	Potassium permanganate	0	399,975	0	988,910
2841690000	Other manganit	198	604	1,071	3,126
2841700000	Molybdates	6,445	27,120	103,826	407,844
2841800000	Tungstates (wolframates)	1,433	42,084	4,791	69,150
2841900000	Oth salts of oxometallic orperoxometallic acids	59,681	436,552	203,521	1,660,450
2842100000	Double/complex silicates,includ aluminosilicates w.or not chemical defined	1,236,377	16,371,438	606,351	8,016,345
2842901000	Sodium arsenite	2,000	174,237	126,000	409,243
2842902000	Copper and/or chromium salts	30	291	93	1,677
2842909000	Oth salts of inorganic acids/peroxoacid	47,399	953,456	464,118	3,859,925
2843100000	Colloidal precious metals	74	1,270	3,134	40,806
2843210000	Silver nitrate	492	6,966	14,197	648,454
2843290000	Other silver compounds	621	40,426	40,924	2,328,212
2843300000	Gold compounds	403	1,622,886	65,512	3,728,326
2843900000	Other amalgams and other compoundcolloidal precious metals	2,914	30,694	234,913	1,519,715
2844109000	Ceramic products & mixtures containingnatural uranium	0	78	0	8,970
2844209000	Ceramics products & mixtures containinguranium enriched in u235, plutonium	0	865	0	2,912
2844401100	Radium and its salts	25	118	6,626	27,148
2844401900	Other radioactive elements & isotopes &compounds, radioactive residues	31	7,004	7,633	1,936,243
2844409000	Ceramic products & mixtures containingisotop or compound,radioactive residue:	533	51,199	135,438	6,281,889
2844500000	Spent (irradiated) fuel elements(cartridges) of nuclear reactors	0	10	0	225
2845100000	Heavy water (deuterium oxide)	0	295	0	9,861
2845900000	Other isotops other than those heading28.44	235	20,455	2,922	1,353,661
2846100000	Cerium compounds	3,843	42,746	169,574	532,821
2846900000	Other compounds, inorganic or organicof rare-earth metal	100	27,280	6,668	204,546
2847001000	Liquid hydrogen peroxide,whether or notsolidified with urea	797,131	8,602,917	351,232	3,273,959
2847009000	Hydrogen peroxide, whether or notsolidified with urea other form	109	608,000	2,367	262,079
2848000000	Phosphides, whether or not chemicallydefined excluding ferrophosphorus.	20,001	90,069	73,956	394,649
2849100000	Carbides, whether or not chemicallydefined of calcium	958,562	8,072,796	529,900	4,424,644
2849200000	Carbides, whether or not chemicallydefined of silicon	31,989	2,999,338	108,951	3,150,574
2849900000	Carbides, whether or not chemicallydefined of other material	1,025	20,755	46,655	526,686
2850000000	Hydrides, nitrides, azides, silicidesand borides	2,221	7,979	25,964	186,939
2852001000	Mercury sulphate	34	242	7,987	43,388
2852002000	Mercury compounds of a kind used as	0	33	0	815
2852009000	Other compounds, inorganic/organic, ofmercury, excluding amalgams	30	682	5,815	113,049
2853000000	Liquid, compressed air, other inorganic(incl distil/conductivity water,similar)	1,223	28,984	14,011	295,106
2901100000	Saturated acyclic hydrocarbons.	1,147,190	7,358,614	1,671,903	10,983,945
2901210000	Ethylene	53,522,423	523,699,603	55,846,765	565,314,090
2901220000	Propene (propylene)	20,227,410	197,720,876	22,638,075	220,568,290

I.3. IMPOR MENURUT KOMODITI / IMPORT BY HS COMMODITY  
 \*\*\* NOVEMBER / NOVEMBER 2010 \*\*\*

HS	Uraian Komoditi Commodity Description	Berat Bersih / Net Weight (Kg)		Nilai / Value C.I.F (US\$)	
		Bulan ini Current Month	Kumulatif Cum.Jan. to date	Bulan ini Current Month	Kumulatif Cum.Jan. to date
2901230000	Butene (butylene) and isomers thereof	1,518,028	21,229,823	2,709,652	28,045,541
2901240000	Buta-1, 3-diene and isoprene	2,570,395	35,768,704	4,613,536	67,417,904
2901291000	Acetylene	89,582	461,260	156,245	960,062
2901299000	Other unsaturated acyclic hydrocarbons	631,140	1,923,122	846,894	2,725,883
2902110000	Cyclohexane	56,352	684,755	82,426	1,394,032
2902190000	Other cyclanes	137,063	1,344,318	245,985	2,808,854
2902200000	Benzene	12,253,829	138,102,490	11,523,171	127,847,283
2902300000	Toluene	3,532,231	94,129,614	3,105,984	83,465,859
2902410000	O-xylene	3,021,651	32,358,652	3,372,605	33,772,896
2902420000	M-xylene	0	1,996,681	0	1,678,228
2902430000	P-xylene	69,404,248	721,577,932	81,693,827	736,182,449
2902440000	Mixed xylene isomers	2,364,855	28,310,705	2,174,556	25,617,738
2902500000	Styrene	505,780	2,948,469	674,792	4,127,753
2902600000	Ethylbenzene	0	52,234	0	287,530
2902700000	Cumene	0	3,911,923	0	5,178,411
2902901000	Dodecylbenzene	119,006	971,905	153,937	1,347,561
2902902000	Alkylbenzenes	8,151	166,521	14,118	406,821
2902909000	Other cyclic hydrocarbons.	347,422	5,766,532	585,549	9,222,740
2903111000	Methyl chloride used in the manufacture of herbicides	54,080	874,983	94,029	1,189,755
2903119000	Other methyl chloride	0	4,949	0	25,767
2903120000	Dichloromethane (methylene chloride)	765,324	9,536,041	751,196	8,302,329
2903130000	Chloroform (trichloromethane)	49,323	444,470	314,234	2,443,161
2903150000	1,2-dichloroethane (ethylene dichloride)	30	279	625	4,142
2903190090	Other halogenated derivatives of hydrocarbons	59,479	762,602	61,939	755,200
2903211000	Vinyl chloride monomer (vcm)	11,957,185	98,731,396	10,621,797	83,072,761
2903219000	Other vinyl chloride (chloroethylene)	64,288	581,265	162,012	1,460,875
2903220000	Trichloroethylene	96,991	1,708,976	196,774	2,614,122
2903230000	Tetrachloroethylene (perchloroethylene)	6,082	1,188,982	13,331	1,531,290
2903290000	Other unsaturated chlorinated derivatives of acyclic hydrocarbons	46,271	449,550	355,015	2,781,966
2903310000	Ethylene dibromide (iso)(1,2-dibromoethane)	0	80,262	0	247,205
2903390000	Other fluorinated, brominated/iodinated	35,374	413,667	222,068	2,064,598
2903410000	Trichlorofluoromethane	0	122,204	0	627,701
2903470000	Other perhalogenated derivatives	19,000	20,418	112,100	130,788
2903490000	Derivatives of methane, ethane/propane, halogenated with fluorine & chlorine	532,151	5,480,848	1,658,501	15,392,360
2903510000	1, 2, 3, 4, 5, 6-hexachlorocyclohexane	0	47,810	0	189,844
2903590000	Other halogenated derivatives of cyclanic cyclenic/cycloterpenic hydrocarbon	0	17,229	0	67,010
2903610000	Chlorobenzene, o-dichlorobenzene and p-dichlorobenzene	424,023	2,319,642	702,671	3,311,263
2903690000	Other halogenated derivatives of aromatic	893,562	2,977,612	1,176,466	4,544,297
2904100000	Derivatives containing only sulphogroups their salts and ethyl esters	474,649	3,990,911	563,828	4,995,920
2904200000	Derivatives containing only nitro or only nitroso groups	26,050	286,973	97,326	966,950
2904900000	Other derivatives of hydrocarbons, whether or not halogenated	1,519	83,074	12,080	257,632
2905110000	Methanol (methyl alcohol)	12,623,049	179,507,086	4,511,656	55,213,690
2905120000	Propan-1-ol (propyl alcohol) & propan-2-ol (isopropyl alcohol)	1,297,768	21,859,232	1,581,617	26,457,816
2905130000	Butan-1-ol (n-butyl alcohol)	1,733,893	32,285,466	2,687,635	47,831,041
2905140000	Other butanols	727,357	5,734,314	1,111,138	8,703,854
2905160000	Octanol (octyl alcohol) and isomers thereof	1	23,816,012	22	39,685,293
2905170000	Dodecan-1-ol (lauryl alcohol), hexadecan-1-ol, and octadecan-1-ol	95,265	636,750	207,810	1,431,262
2905190000	Other sulphonated, nitrated/nitrosated	1,323,986	5,593,976	2,283,482	9,055,263
2905220000	Acyclic terpene alcohols	145,821	1,361,810	1,310,637	11,837,281
2905290000	Other unsaturated monohydric alcohols	45,679	272,908	574,182	3,075,203
2905310000	Ethylene glycol (ethanediol)	35,446,836	362,616,866	35,074,258	343,235,555
2905320000	Propylene glycol (propane-1, 2- diol)	2,347,601	24,005,494	3,897,750	40,186,534
2905390000	Other diols	294,016	3,197,660	912,807	8,914,530
2905410000	2-ethyl-2-(hydroxymethyl) propane-1,3-(trimethylolpropane)	52,045	389,359	132,009	936,218
2905420000	Pentaerythritol	441,307	4,375,750	533,225	5,096,997
2905430000	Mannitol	31,258	335,733	116,720	1,638,269
2905440000	D-glucitol (sorbitol)	259,740	1,603,897	219,692	1,247,466
2905450000	Glycerol	132,731	3,299,904	169,491	2,458,572
2905490000	Other polyhydric alcohols	25,198	524,083	131,252	2,015,739
2905590000	Other halogenated, sulphonated, nitrated derivatives of acyclic alcohols	19,015	128,663	76,068	464,694
2906110000	Menthol	27,350	485,583	625,378	6,696,288
2906120000	Cyclohexanol, methylcyclohexanols and dimethylcyclohexanols	11	7,356	135	147,666
2906130000	Sterols and inositols	13,762	315,468	130,254	2,152,567
2906190000	Other cyclanic, cyclenic/cycloterpenic	14,193	351,499	172,999	3,798,836
2906210000	Benzyl alcohol	12,830	482,163	46,381	1,158,245
2906290000	Other aromatic alcohol	49,668	507,925	232,630	2,773,898
2907110000	Phenol (hydroxybenzene) and its salts	2,248,667	13,663,185	3,917,149	21,655,598
2907120000	Cresols and their salts	49,049	461,420	117,598	1,132,294
2907130000	Octylphenol, nonylphenol and their isomers, salts thereof	378,729	2,258,480	868,504	4,810,357
2907150000	Naphthols and their salts	18,202	165,830	102,385	685,283
2907190000	Other monophenols	147,069	1,633,544	518,278	4,661,476
2907210000	Resorcinol and its salts	51,691	429,085	267,557	2,278,433
2907220000	Hydroquinone (quinol) and its salts	22,541	332,875	229,971	2,636,274
2907230000	4,4-isopropylidenediphenol (bisphenola, diphenylolpropane) and its salts	34,052	395,610	101,643	847,996
2907290000	Other polyphenols; phenol-alcohols	16,312	149,309	147,745	1,088,187
2908110000	Pentachlorophenol (iso)	24,143	156,446	176,176	1,138,120
2908190000	Other derivatives containing only halogen substituents and their salts	2,069	10,168	8,382	40,347
2908910000	Dinoseb (iso) and its salts	20,000	162,150	74,000	606,086

I.3. IMPOR MENURUT KOMODITI / IMPORT BY HS COMMODITY  
 \*\*\* NOVEMBER / NOVEMBER 2010 \*\*\*

H S	Uraian Komoditi Commodity Description	Berat Bersih / Net Weight (Kg)		Nilai / Value C.I.F (US\$)	
		Bulan ini Current Month	Kumulatif Cum.Jan. to date	Bulan ini Current Month	Kumulatif Cum.Jan. to date
2908990000	Oth derivatives containing only sulphogroups their salts and esters	5,442	90,046	171,439	491,211
2909110000	Diethyl ether	0	7,913	0	64,269
2909191000	Methyl tertiary butyl ether	2,681	34,568	42,581	178,712
2909199000	Other acyclic ethers and their halogenated	23,485	58,020	85,243	275,757
2909200000	Cyclanic, cyclenic or cycloterpenicethers & their halogenated derivatives	5,182	44,170	628,590	1,818,508
2909300000	Aromatic ethers & their halogenated,sulphonated, or nitrosated derivatives	229,589	918,624	1,396,477	4,718,200
2909410000	2,2-oxidiethanol (diethylene glycol,digol)	807,960	4,166,508	1,097,916	4,807,705
2909430000	Monobutyl ethers of ethylene glycol orof diethylene glycol	2,184,178	15,292,714	3,485,415	23,481,432
2909440000	Other monoalkylethers of ethyleneglycol or of diethylene glycol	611,110	6,580,766	1,072,482	10,900,562
2909490000	Other ether-alcohols, their halogenatedsulphonated, nitrated derivatives	557,266	6,177,993	1,944,910	17,130,188
2909500000	Ether-phenols, ether-alcohol-phenols &their halogenated, nitrated derivatives	7,196	205,053	153,588	3,260,515
2909600000	Alcohol peroxides, ether peroxides, ketone peroxides & their halogenated drv	132,593	1,291,180	292,503	2,999,296
2910100000	Oxirane (ethylene oxide)	7,000	135,721	32,200	347,562
2910200000	Methyloxirane (propylene oxide)	19,094	24,527,004	51,464	38,113,749
2910300000	1chloro2, 3epoxypropane(epichlorohydrin)	39,964	411,632	120,613	958,854
2910900000	Other epoxides, epoxyalcohols, epoxyphenols & their halogenated derivatives	4,449	25,197	47,033	269,413
2911000000	Acetals & hemiacetals, whether or notwith other oxygen function	1,191	16,675	31,113	355,100
2912111000	Formalin	0	444,535	0	179,247
2912119000	Other methanal (formaldehyde)	0	55	0	3,258
2912120000	Ethanal (acetaldehyde)	3	19,408	541	89,187
2912190000	Other acyclic aldehydes without otheroxygen function	71,752	1,064,624	339,691	4,138,700
2912210000	Benzaldehyde	1,890	30,059	6,678	99,783
2912290000	Other cyclic aldehydes without otheroxygen function	130,641	1,772,536	664,232	10,129,796
2912300000	Aldehyde-alcohols	1,973	91,615	19,597	1,008,194
2912410000	Vanillin (4-hydroxy-3-methoxybenzal-dehyde)	15,602	329,624	87,834	4,045,919
2912420000	Ethylvanillin (3-ethoxy-4-hydroxyben-zaldehyde)	7,400	208,536	142,167	3,930,496
2912490000	Other aldehyde-ethers,aldehyde-phenols& aldehydes with other oxygen functio	12,338	83,224	34,150	470,981
2912500000	Cyclic polymers of aldehydes	1,853	46,619	11,796	344,218
2912600000	Paraformaldehyde	601,607	4,973,051	404,744	3,396,548
2913000000	Halogenated,sulphonated,nitrated or nitrosated derivat.of products of h 29.12	80	82,615	9,200	470,319
2914110000	Acetone	25,575	13,031,954	32,530	11,936,015
2914120000	Butanone (methyl ethyl ketone)	337,858	20,088,688	465,830	23,554,390
2914130000	4-methylpentan-2-one (methyl isobutylketone)	360,750	3,229,194	678,129	5,879,651
2914190000	Other acyclic ketones without otheroxygen function	17,060	151,134	379,549	1,847,846
2914210000	Camphor	68,912	286,281	301,059	1,264,996
2914220000	Cyclohexanone and methylcyclohexanones	691,437	3,118,582	1,338,009	6,005,946
2914230000	Ionones and methylionones	7,824	246,186	80,216	3,193,856
2914290000	Other cyclanic, cyclenic or cycloterpepenic ketones without oth. oxygen func.	65,294	1,663,946	869,943	14,810,586
2914390000	Other aromatic ketones without otheroxygen function	7,288	69,612	101,385	901,797
2914400000	Ketone-alcohols and ketone-aldehydes	115,608	1,122,070	391,459	3,329,588
2914500000	Ketone-phenols & ketones without otheroxygen function	9,982	120,947	154,070	1,892,423
2914610000	Anthraquinone	0	10,240	0	73,884
2914690000	Other quinones	6,143	57,287	71,789	808,028
2914700000	Halogenated, sulphonated, nitrated ornitrosated derivatives	3,766	40,450	56,825	564,666
2915110000	Formic acid	115,726	1,986,132	106,395	1,854,634
2915120000	Salts of formic acid	452,801	2,724,542	412,477	1,773,522
2915130000	Esters of formic acid	31,251	230,480	87,358	832,014
2915210000	Acetic acid	8,154,468	95,307,065	3,670,868	44,107,525
2915240000	Acetic anhydride	1,243	178,255	5,712	276,649
2915290000	Other acetic acid and its salts	231,875	1,650,835	600,836	5,033,579
2915310000	Ethyl acetate	352,599	9,447,187	379,511	9,274,328
2915320000	Vinyl acetate	4,539,822	35,534,565	3,958,272	30,959,584
2915330000	N-butyl acetate	688,888	4,416,486	935,609	6,002,480
2915360000	Dinoseb (iso) acetate	157	55,907	1,323	96,466
2915390000	Other esters of acetic acid	1,156,047	10,331,781	2,304,596	23,981,036
2915400000	Mono-, di- or trichloroacetic acids,their salts and esters	194,071	2,684,034	221,915	3,044,992
2915500000	Propionic acids, its salts and esters	210,249	1,874,138	601,544	5,202,892
2915600000	Butanoic acids, pentanoic acids, theirsalts and esters	195,276	2,827,390	407,968	6,810,948
2915701000	Palmitic acid, its salts and esters	202,340	2,166,041	403,994	4,345,264
2915702000	Stearic acid	311,329	3,294,854	390,087	4,055,434
2915703000	Salts and esters of stearic acid	335,539	3,693,288	583,936	6,834,894
2915901000	Acetyl chloride	8,199	281,829	29,388	518,514
2915902000	Lauric acid, myristic acid, their saltsand esters	504,160	4,137,433	790,335	6,119,086
2915909000	Other saturated acyclic monocarboxylicacids & their anhydrides & halides	280,045	3,438,193	920,888	11,394,348
2916110000	Acrylic acid and its salts	301,728	6,207,107	781,455	12,361,628
2916120000	Esters of acrylic acid	3,383,103	25,565,967	8,783,365	56,384,876
2916130000	Methacrylic acid and its salts	154,635	953,161	516,232	2,800,371
2916141000	Methyl methacrylate	2,966,296	35,468,541	7,273,960	72,932,784
2916149000	Other esters of methacrylic acid	268,283	1,942,566	884,909	6,361,307
2916150000	Oleic,linoleic or linolenic acids,theirsalts and esters	75,352	350,361	120,106	873,092
2916190000	Oth unsaturated acyclic monocarboxylicacids, their anhydrides & halides	125,408	1,014,909	469,070	4,400,528
2916200000	Cyclanic, cyclenic or cycloterpenicmonocarboxylic acids, their anhydrides	148,024	887,700	3,110,343	25,349,039
2916310000	Benzoic acid, its salts and esters	505,504	6,014,706	779,128	9,310,927
2916320000	Benzoyl peroxide and benzoyl chloride	37,340	707,429	58,198	959,414
2916340000	Phenylacetic acid and its salt	0	2,825	0	22,541
2916350000	Esters of phenylacetic acid	181	2,660	4,388	63,180
2916360000	Binapacryl (iso)	0	6	0	1,812
2916391000	2,4-dichlorophenyl acetic acid & itssalts and esters	154,319	1,450,022	429,580	4,074,199

I.3. IMPOR MENURUT KOMODITI / IMPORT BY HS COMMODITY  
 \*\*\* NOVEMBER / NOVEMBER 2010 \*\*\*

HS	Uraian Komoditi Commodity Description	Berat Bersih / Net Weight (Kg)		Nilai / Value C.I.F (US\$)	
		Bulan ini Current Month	Kumulatif Cum.Jan. to date	Bulan ini Current Month	Kumulatif Cum.Jan. to date
2916399000	Other aromatic monocarboxylic acids,their anhydrides, halides & peroxides	47,494	725,613	494,762	4,609,624
2917110000	Oxalic acid, its salts and esters	117,694	1,300,191	126,226	1,244,867
2917121000	Diocetyl adipate (doa)	307,969	1,957,310	786,324	4,826,332
2917129000	Other adipic acid, its salts & esters	36,655	563,030	137,806	1,626,799
2917130000	Azelaic acid, sebaccic acid, their saltsand esters	18,793	211,507	98,795	1,076,862
2917140000	Maleic anhydride	67,872	1,006,049	129,249	1,505,445
2917190000	Other acyclic polycarboxylic acids,their anhydrides, halides & peroxides	116,928	1,594,022	266,190	3,919,353
2917200000	Cyclanic, cyclenic or cycloterpenicpolycarboxylic acids, their anhydrides	107,690	627,421	213,660	1,286,640
2917320000	Diocetyl orthophthalates	254,916	3,844,874	325,686	5,505,278
2917330000	Dinonyl or didecyl orthophthalates	32,000	1,716,739	74,087	3,394,041
2917340000	Other esters of orthophthalic acid	199,176	3,117,043	441,315	5,901,243
2917350000	Phthalic anhydride	2,312,501	17,668,433	2,452,954	19,009,212
2917360000	Terephthalic acid and its salts	3,018,244	30,330,329	3,125,658	27,749,462
2917370000	Dimethyl terephthalate	25,000	175,035	29,250	203,329
2917391000	Triocetyltrimellitate (totm)	48,800	440,061	117,400	806,371
2917392000	Other phthalic plasticizers & esters ofphthalic anhydride	6	172,025	397	286,704
2917399000	Other aromatic polycarboxylic acids,their anhydrides, halides & peroxides	542,036	5,601,606	834,043	8,024,046
2918110000	Lactic acid, its salts and esters	181,056	2,142,850	412,157	4,594,753
2918120000	Tartaric acid	34,075	257,165	73,460	678,153
2918130000	Salts and esters of tartaric acid	46,611	616,356	87,345	1,560,697
2918140000	Citric acid	1,671,420	26,597,749	1,821,834	26,498,862
2918151000	Calcium citrate	49,919	1,090,773	30,008	935,450
2918159000	Other salts and esters of citric acid	399,703	6,792,545	614,671	9,376,345
2918160000	Gluconic acid, its salts and esters	181,435	2,810,351	205,996	2,893,171
2918180000	Chlorobenzoate (iso)	0	48	0	721
2918190000	Oth carboxylic acids with alcohol function but without other oxygen function	82,484	1,863,466	165,625	3,924,973
2918210000	Salicylic acid and its salts	24,630	358,115	99,545	1,133,693
2918220000	O-acetylsalicylic acid,its salts andesters	22,846	420,647	86,907	1,341,701
2918230000	Other esters of salicylic acid & theirsalts	46,554	1,486,609	153,902	4,631,297
2918291000	Alkyl sulphonic ester of phenol	35	1,584	862	23,968
2918299000	Other carboxylic acids with phenol function but without other oxygen function	41,191	525,622	343,165	3,993,759
2918300000	Carboxylic acids with aldehyde/ketonefunction but without other oxygen func.	38,504	339,743	703,374	6,266,506
2918910000	2,4,5-t(iso) (2,4,5-trichlorophenoxy)acetic	0	351,279	0	844,170
2918990000	Oth carboxylic acids with additionaloxygen function,their anhydrides,halides	100,214	1,278,376	628,405	8,917,391
2919100000	Tris(2,3-dibromopropyl) phosphate	3,085	72,309	23,190	421,691
2919900000	Oth.phosphoric esters,their salts,inclactophosphates, their halogenated	36,084	190,164	96,237	773,012
2920110000	Parathion (iso) & parathion-methyl (iso)	6,080	37,876	48,694	198,162
2920190000	Oth thiophosphoric esters,(phosphorothioates) & their salts	3	56,765	104	140,413
2920901000	Dimethyl sulphate (dms)	1,748	166,685	34,285	242,300
2920909000	Other esters of other inorganic acidsof non metals and their salts	71,953	643,082	131,403	1,223,958
2921110000	Methylamine, di- or trimethylamine andtheir salts	431,549	2,270,911	917,441	3,612,753
2921190000	Other acyclic monoamines & their derivatives; salts thereof	952,920	8,135,582	2,270,023	17,144,508
2921210000	Ethylenediamine and its salts	336,319	2,965,354	972,020	10,042,442
2921220000	Hexamethylenediamine and its salts	11,614	179,318	121,826	849,708
2921290000	Other acyclic polyamines & their derivatives; salts thereof	459,274	3,436,038	1,572,868	8,093,580
2921300000	Cyclanic, cyclenic or cycloterpenicmono-or polyamines,& their derivatives	702,414	7,487,442	1,388,295	15,604,756
2921410000	Aniline and its salts	241,414	2,065,669	555,776	5,167,282
2921420000	Aniline derivatives and their salts	60,876	580,843	198,483	1,589,252
2921430000	Toluidines & their derivatives; saltsthereof	2,850	43,023	11,005	207,597
2921440000	Diphenylamine & its derivatives; saltsthereof	110	19,367	3,723	161,808
2921450000	1-naphthylamine (alpha-naphthylamine),2-naphthylamine (beta-naphthylamine)	52,819	643,573	144,414	1,934,694
2921490000	Oth aromatic monoamines & their deri-vatives; salts thereof	2,213	100,573	38,976	392,424
2921510000	O-,m-,p-phenylenediam, diaminotoluenes & their derivatives; salts thereof	250,713	2,802,981	894,661	10,022,761
2921590000	Oth aromatic polyamines & their derivatives; salts thereof	109,906	2,766,782	425,719	14,207,731
2922110000	Monoethanolamine and its salts	198,441	1,487,496	287,132	2,229,459
2922120000	Diethanolamine and its salts	197,879	2,143,246	269,144	3,041,141
2922130000	Triethanolamine and its salts	61,034	712,796	116,209	1,245,094
2922140000	Dextropropoxyphene (inn) and its salts	0	512	0	2,550
2922191000	Ethambutol & its salts, esters & otherdrv suitable for produc of anti tbc prep	150	179,480	8,700	2,664,195
2922192000	D-2-amino-normal-butyl-alcohol	598	120,986	6,353	437,325
2922199000	Oth amino-alcohols,phenylpropanolamin hcl, tramadol, ketamin hcl	19,107	385,384	127,005	6,840,477
2922210000	Amino hydroxynaphthalene sulphonicacids and their salts	364,853	1,616,276	1,105,192	5,537,592
2922290000	Other amino-naphthols & other aminophenols	69,848	422,854	326,203	2,337,970
2922310000	Amfepramone (inn), methadone (inn) &normethadone (inn); salts thereof	0	151	0	64,050
2922390000	Other amino-aldehydes,amino-ketones& aminno-quinones	2,795	12,611	50,267	307,814
2922410000	Lysine and its esters; salts thereof	393,832	5,158,391	633,637	8,836,638
2922421000	Glutamic acid	1,902	171,847	16,188	655,999
2922422000	Monosodium glutamate	1,318,762	13,811,043	1,540,247	17,282,301
2922429000	Salts of glutamic acid	1,991	39,790	12,600	240,684
2922430000	Anthranilic acid and its salts	0	235	0	3,301
2922491000	Mephenamic acid and its salts	11,382	492,654	132,099	4,237,689
2922499000	Oth amino acids,o.t.t containing morethan one kind of oxygen function	96,591	2,125,865	682,929	14,307,975
2922501000	P-aminosalicylic acid & its salts,esterand other derivatives	36,005	760,873	202,626	3,225,038
2922509000	Oth amino-alcohol-phenols,amino-acidphenols oth amino-comp with oxyg funct.	67,332	648,688	339,453	6,256,295
2922930000	Choline and its salts	471,951	6,837,170	568,614	7,620,963
2923201000	Lecithins, whether or not chemicallydefined	952,078	7,702,124	1,082,866	8,328,454
2923209000	Other phosphoaminolipids	273,196	2,201,785	380,252	3,707,242
2923900000	Oth quarternary ammonium salts andand hydroxides	488,776	4,567,960	697,598	7,095,925

I.3. IMPOR MENURUT KOMODITI / IMPORT BY HS COMMODITY  
 \*\*\* NOVEMBER / NOVEMBER 2010 \*\*\*

HS	Uraian Komoditi Commodity Description	Berat Bersih / Net Weight (Kg)		Nilai / Value C.I.F (US\$)	
		Bulan ini Current Month	Kumulatif Cum.Jan. to date	Bulan ini Current Month	Kumulatif Cum.Jan. to date
2924110000	Meprobamate (inn)	0	7	0	1,010
2924120090	Other fluoroacetamide (iso), monocrothopos (iso), phosphamidon (iso)	0	25,016	0	152,691
2924190000	Oth acyclic amides (including acycliccarbamates), & their thrf, salts thrf	257,124	2,803,898	721,842	9,112,550
2924211000	4-ethoxyphenylurea (dulcin)	153	826	1,712	7,704
2924212000	Diuron and monoureon	30,480	84,321	98,300	292,795
2924219000	Other ureines & their derivatives;saltsthereof	31,110	289,629	148,263	1,456,063
2924291000	Aspartame	29,744	790,906	473,478	13,675,024
2924292000	Butylphenylmethyl carbamate, methylisopropyl phenyl carbamate	64,000	730,501	199,840	2,309,574
2924299010	Asetaminophen (paracetamol), salcylamide, ethoxybenzamide	409,246	5,834,578	1,417,389	22,549,255
2924299090	Oth carboxyamide-function compounds	165,824	2,094,324	1,867,133	25,284,675
2925110000	Saccharin and its salts	54,032	484,360	349,648	2,781,979
2925190000	Other imides & their derivatives, saltsthereof	4,214	152,425	95,327	1,175,575
2925210000	Chlordimeform (iso)	12	28	288	837
2925290000	Other imines and their derivatives;and salts thereof	23,258	316,623	116,695	2,022,835
2926100000	Acrylonitrile	1,705,203	8,334,668	3,690,469	18,332,181
2926200000	1-cyanoguanidine (dicyandiamide)	8,290	148,960	20,200	275,426
2926900000	Other nitrile-function compounds.	98,324	1,240,393	2,938,442	35,655,322
2927001000	Azodicarbonamide	652,258	3,918,037	1,473,233	8,688,685
2927009000	Oth diazo-, azo- or azoxy-compounds.	21,728	1,106,281	103,088	3,156,807
2928001000	Linuron	0	1,844	0	12,667
2928009000	Other organic derivatives of hidrazineor of hydroxylamine	35,017	338,261	276,858	2,763,149
2929100000	Isocyanates	5,336,642	44,641,157	9,884,312	88,591,211
2929901000	Sodium cyclamate	0	356,500	0	700,510
2929909000	Other compounds with other nitrogenfunction	16,000	74,613	43,200	1,441,260
2930200000	Thiocarbamates and dithiocarbamates	344,699	2,500,847	2,020,524	14,527,196
2930300000	Thiuram mono, di or tetrasulphides	138,622	273,744	398,567	842,678
2930400000	Methionine	1,252,074	18,547,100	4,898,775	76,026,281
2930500000	Captafol (iso) & methamidophos (iso)	0	360,432	0	873,378
2930900000	Other organo-sulphur compounds	425,230	8,148,365	1,660,800	31,807,113
2931001000	Tetraethyl lead	20,000	234,215	24,100	779,434
2931002000	N-(phosphonomethyl)glycine and saltsthereof	2,686,398	17,447,604	9,940,124	64,924,781
2931003000	Ethephone	4,482	281,362	29,044	992,671
2931004000	Organo-arsenic compounds	7,000	14,000	101,500	185,500
2931009000	Other organo-inorganic compounds	435,025	3,749,468	1,209,811	11,414,961
2932110000	Tetrahydrofuran	29,778	225,266	130,184	797,558
2932120000	2-furaldehyde (furfuraldehyde)	97,667	207,695	264,077	562,443
2932130000	Furfuryl alcohol and tetrahydrofurfuryl alcohol	69,010	942,716	177,440	1,803,085
2932190000	Oth compounds containing an unfusedfuran ring in the structure	8,409	102,532	746,606	6,490,471
2932210000	Coumarin, methylcoumarins &ethylcoumarins	4,091	177,519	53,543	1,783,392
2932290000	Other lactones	98,920	856,586	374,995	6,759,086
2932930000	Piperonal	14,000	68,488	410,690	1,805,665
2932950000	Tetrahydrocannabinols (all isomers)	0	30	0	1,200
2932991000	Carbofuran	160,000	1,320,410	2,538,352	17,332,445
2932999000	Other heterocyclic compound withoxygen hetero-atom(s) only.	153,232	2,907,736	1,204,789	19,007,981
2933111000	Dipyrone (antalgin)	24,800	518,192	216,787	4,181,254
2933119000	Other phenazone (antipyrin) and itsderivatives	34,003	327,385	438,595	4,457,971
2933190000	Oth compounds containing an unfusedpyrazole ring in the structure	17,420	267,460	1,242,560	8,863,565
2933210000	Hydantoin and its derivatives	1,655	288,520	9,830	927,942
2933291000	Cimetidine	12	21,549	750	599,327
2933299000	Oth compounds containing an unfusedimidazole ring in the structure	60,750	507,072	1,019,601	6,512,880
2933310000	Pyridine and its salts	175,919	1,020,632	672,062	5,227,990
2933320000	Piperidine and its salts	0	99	0	16,330
2933330000	Alfentanil (inn), anileridine (inn),bezitramide (inn), bromazepam (inn)	0	131	0	143,420
2933391000	Chlorpheniramine and isoniazid	2,148	98,704	64,837	1,505,615
2933392000	Isonicotinic acid hydrazide,& its saltsesters,derived of pharmaceutical grade	41	969	5,160	61,838
2933393000	Paraquat salts	2,515,200	13,691,638	8,419,302	43,699,508
2933399000	Oth compounds containing an unfusedpyridine ring in the structure	194,316	3,084,641	2,754,338	30,692,684
2933490000	Oth compounds containing in the struc.a quinoline or isoquinoline ring-system	22,629	339,346	310,767	4,446,180
2933520000	Malonylurea (barbituric acid) and itsalts	4	45	1,048	6,896
2933530000	Allobarbital(inn),amobarbital(inn), barbital(inn),butalbital(inn),butobarbital	0	106	0	10,190
2933540000	Other derivatives of malonylurea(barbituric acid), salts thereof	4	50	563	6,429
2933591000	Diazinon	32,000	73,762	193,120	412,362
2933599000	Oth compounds contain a pyrimidiner or piperazine ring in the structur	38,639	657,620	1,152,132	16,305,244
2933610000	Melamine	1,012,723	10,908,317	1,501,149	15,185,455
2933690000	Oth compounds containing an unfusedtriazine ring in the structure	388,023	5,873,343	716,282	10,940,704
2933710000	6-hexanelactam (epsilon-caprolactam)	3,919,807	48,354,036	10,157,301	117,962,343
2933720000	Clobazam (inn) and methypylon (inn)	0	133	0	509,973
2933790000	Other lactams	29,080	261,886	270,221	2,158,046
2933910000	Alprazolam (inn), camazepam(inn),chlordiazepoxide(inn), clonazepam	9,977	40,986	75,785	985,935
2933991000	Mebendazole and parbendazole	3,138	49,131	86,848	958,225
2933999000	Other heterocyclic compounds with nitrogen hetero-atom(s) only.	91,007	1,722,800	1,065,409	16,794,173
2934100000	Compounds containing an unfusedthiazole ring in the	9,488	273,591	116,193	2,045,235
2934200000	Comp containing in the structure a benzothiazole rind-system, not futher fused	65,485	1,928,492	238,460	6,007,036
2934300000	Comp containing in the structure a phenothiazine ring-system,not further fused	12,070	148,383	79,277	1,073,194
2934910000	Aminorex(inn), brotizolam(inn), clotiazepam(inn),cloxazolam(inn),oxazolam	250	7,560	17,500	296,612
2934991000	Nucleic acid and its salts	0	87,214	0	1,487,918
2934992000	Sultones, sultams, diltiazem	9,850	68,305	693,884	3,945,399
2934993000	6-amino penicillanic acid	14,808	217,728	94,708	1,425,889

I.3. IMPOR MENURUT KOMODITI / IMPORT BY HS COMMODITY  
 \*\*\* NOVEMBER / NOVEMBER 2010 \*\*\*

H S	Uraian Komoditi Commodity Description	Berat Bersih / Net Weight (Kg)		Nilai / Value C.I.F (US\$)	
		Bulan ini Current Month	Kumulatif Cum.Jan. to date	Bulan ini Current Month	Kumulatif Cum.Jan. to date
2934999000	Other nucleic acids and their salts,whether or not chemically defined	72,811	1,114,990	3,594,825	41,685,782
2935000000	Sulphonamides.	112,510	1,299,484	1,280,843	17,178,995
2936210000	Vitamins a & their derivatives	107,959	336,383	249,322	6,735,844
2936220000	Vitamins b1 & its derivatives	31,562	301,470	462,736	6,244,933
2936230000	Vitamin b2 & its derivatives	6,082	102,454	203,775	3,834,450
2936240000	D-or dl-pantothenic acid (vit b3or vit b5 & its derivatives	20,897	447,168	194,006	5,179,567
2936250000	Vitamin b6 & its derivatives	36,547	333,378	554,894	4,952,082
2936260000	Vitamin b12 & its derivatives	2,288	48,672	281,444	3,354,926
2936270000	Vitamin c & its derivatives	302,967	2,694,054	2,447,584	28,870,638
2936280000	Vitamin e & its derivatives	64,190	632,981	1,178,867	14,477,483
2936290000	Oth vitamins & their derivatives	73,230	1,017,404	864,104	13,612,010
2936900000	Oth vitamin, incl natural concentrates	246,533	2,305,150	2,005,697	16,273,395
2937120000	Insulin & its salts	0	317	0	88,496
2937190000	Oth polu-peptide hormones, proteinhormones	16	1,318	8,099	319,528
2937210000	Cortisone,hydrocortisone, prednisone &prednisolone (dehydrohydro cortison)	884	8,857	534,133	4,864,432
2937220000	Halogenated derivatives ofcorticosteroidal hormones	194	2,648	1,706,922	7,270,164
2937230000	Oestrogens & progestogens	354	9,250	1,596,515	11,270,182
2937290000	Oth steroidal hormones	660	19,517	368,749	4,351,272
2937310000	Epinephrine	0	16	0	55,569
2937390000	Oth catecholamine hormones	0	7	0	1,900
2937400000	Amino-acid derivatives	969	24,088	189,416	1,320,008
2937500000	Prostaglandins,thromboxanes &leukotrienes & their derivatives	0	20	0	33,235
2937900000	Oth hormones	19	1,634	11,544	143,376
2938100000	Rutoside (rutin) & its derivatives	137	1,831	8,910	55,542
2938900000	Oth glycoside, natural or reproduc andtheir salts, ethers, esters & oth drv	853	20,210	52,747	771,610
2939110000	Concent of poppy straw, buprenorphinecodein,ethylmorphin,etorphine,heroin	0	1,462	0	658,618
2939190000	Oth alkaloids of opium	0	5,193	0	772,975
2939200000	Alkaloids of chinchona andtheir derivatives, salts thereof	1,000	10,231	93,000	964,771
2939300000	Caffeine & its salts	13,622	656,856	129,715	5,606,257
2939410000	Ephedrine & its salts	492	6,327	36,002	352,151
2939420000	Pseudoephedrine (inn) & its salts	4,058	44,708	211,515	2,365,993
2939490010	Phenylpropanolamine hcl (ppa)	450	30,548	18,680	1,211,757
2939490090	Other ephedrines and their salts	0	4	0	100
2939510000	Fenetyline(inn) & its salts	0	409	0	22,620
2939590000	Oth theophylline & aminoophylline	13,077	99,579	104,706	1,665,988
2939610000	Ergometrine (inn) & its salts	0	12	0	67,021
2939620000	Ergotamine (inn) & its salts	0	7	0	60,778
2939690000	Oth alkaloids of rye ergot	1	87	15,818	397,134
2939919000	Oth cocaine, levometamfetamine	0	305	0	100,374
2939991000	Nicotine sulphate	3	34	837	5,147
2939999000	Oth vegetable alkaloids, natural orreproduc by synthesis & their salts	72	23,589	127,710	2,079,747
2940000000	Sugars, chemically pure, oth thansucrose, lactose, maltose	73,216	841,567	424,711	5,046,930
2941101100	Amoxicillins & its salts non-sterile	13,442	273,206	482,232	9,007,106
2941101900	Oth amoxicillins	9,329	87,113	300,728	3,007,557
2941102000	Ampicillin & its salts	2,668	146,054	891,795	9,018,107
2941109000	Oth penicillins, their derivatvs withpenicillanic acid structure; salts thrf	36,484	232,417	1,036,455	11,430,299
2941200000	Streptomycins & their derivated, saltthereof	3,833	14,952	36,328	191,688
2941300000	Tetracyclines & their derivated, saltthereof	48,391	271,230	768,430	4,150,528
2941400000	Chloramphenicol & its derivated, saltthereof	12,174	141,701	414,403	3,484,528
2941500000	Erythromycin & its derivated, saltthereof	1,583	39,808	309,703	4,642,515
2941900000	Oth antibiotics(rifampicin, cephalosporin, their deriv,salts thrf, quinolon)	39,779	1,145,719	3,823,176	47,355,433
2942000000	Oth organic compounds.	429,766	2,167,889	1,617,633	12,575,742
3001200000	Extracts of glands or oth organsor of their secretions	140	53,961	36,186	470,295
3001900000	Oth human or animal substanc. prepar.for therapeutic/prophylactic uses, nes	0	8,060	0	182,393
3002101000	Plasma protein solution	0	10,840	0	2,266,422
3002102000	Antisera & modified immunologicalprods with or not obtain	1,339	6,388	1,995,653	6,319,032
3002109000	Oth antisera & blood fractions & modifimmunological prods	5,499	98,637	1,319,108	23,977,040
3002201000	Tetanus toxoid	0	1,792	0	6,350
3002202000	Pertusis, measles, meningitis a/c& poliovaccine	243	5,686	18,744	7,020,898
3002209010	Hepatitis vaccine	89	64,432	5,097	2,549,373
3002209090	Oth vaccine for human medicine	13,680	109,876	3,767,405	26,166,223
3002300000	Vaccines for veterinary medicine	45,601	570,570	2,204,571	23,798,613
3002900000	Oth human blood; animal blood prepfor therapeutic	14,705	192,635	1,390,507	11,279,020
3003101000	Medicaments cont amoxicillin (inn) notput up in measur doses-for retail sale	42	23,645	8,652	520,319
3003102000	Medicaments cont ampicillin (inn) notput up in measur doses-for retail sale	0	200	0	17,600
3003109000	Oth medicam cont penicllins or drv notput up in measur. doses - for ret sale	30	260	28,224	116,561
3003200000	Medicaments cont oth antibiotics	125	7,446	151,945	2,389,924
3003310000	Medicaments cont insulin not put up inmeasur. doses - for ret sale	0	3,658	0	338,178
3003390000	Oth medicaments cont hormones oroth prod. - for retail sale	10,898	102,122	44,025	957,740
3003400090	Oth medicaments cont alkaloids orderivated thrf but not cont hormones	1,698	36,307	355,259	2,652,719
3003900000	Oth medicaments cont >=2 constituent	72,731	362,056	1,404,012	8,970,015
3004101600	Containing ampicillin,amoxycillin orsalts thereof, of a kind taken orally	95	18,325	592	72,207
3004101900	Oth medicam cont penicillins or drv putup in measured doses-for retail sale	12,648	160,906	100,591	1,352,831
3004102100	Medicam cont streptomycs-ointmentput up in measur doses-for retail sale	0	490	0	49,609
3004102900	Medicam cont oth streptomycins ortherderivat other than ointment	736	7,593	111,957	1,056,697
3004203100	Medicam cont erythromycin or drvthereof for taking orally	0	2,280	0	243,741
3004203900	Medicaments cont erythromycin or drvother for taking oralling or ointment	358	1,336	56,491	360,244
3004207100	Medicam cont tetracyclilns or drvthereof for taking orally	444	1,597	6,393	98,158



I.3. IMPOR MENURUT KOMODITI / IMPORT BY HS COMMODITY  
 \*\*\* NOVEMBER / NOVEMBER 2010 \*\*\*

HS	Uraian Komoditi Commodity Description	Berat Bersih / Net Weight (Kg)		Nilai / Value C.I.F (US\$)	
		Bulan ini Current Month	Kumulatif Cum.Jan. to date	Bulan ini Current Month	Kumulatif Cum.Jan. to date
3004207900	Medicam cont chloramphenicols or drvother for taking oralling or ointment	9,539	125,104	262,781	2,209,808
3004209100	Medicam cont linc, sulf,iso,pyr or drvthereof for taking orally	40	21,053	25,000	1,321,879
3004209900	Medicam cont gentamycins or drvthereof for injection	16,395	365,138	594,852	8,575,624
3004310000	Medicam cont insulin-but not contantibiotics	77	29,925	12,409	12,334,293
3004329000	Medic cont oth corticosteroid hormone	1,358	11,826	197,193	1,506,179
3004390000	Oth medicam cont hormon, adrenalin, othprod of hd 29.37, not cont insuline	4,536	509,611	634,908	8,565,305
3004401000	Medicam cont morphine/its derivativesfor injection	0	2,648	0	327,435
3004404000	Medicamt cont quinine or its salts &antimalaria substances	451	1,687	23,405	113,259
3004409010	Medicaments cont morphine or its drv,for taking orally	0	206	0	59,719
3004409090	Medicaments cont morphine or its drv,not for taking orally	7,829	151,503	407,352	2,666,644
3004501000	Oth medicam cont syrups & drops ofvitamins of a kind suitable for children	18,022	86,806	136,066	755,435
3004508100	Medicam cont b complex vitamins	3,496	6,258	21,911	40,768
3004508900	Medicam cont oth b complex vitamin	1,352	97,749	172,815	1,514,225
3004509000	Oth medicaments cont vitamins oroth prods of heading 29.36	44,631	588,310	628,239	8,561,926
3004901000	Specialised medicines for cancer,aids or oth intractable diseases	78,724	133,171	5,668,177	27,665,999
3004902000	Oth medicamt put up in measuredosesclosed sterile water for	42	6,308	86,352	1,081,147
3004903000	Antiseptics	71,833	194,207	685,223	1,283,154
3004904100	Anaesthetics cont procainehydrochloride	0	3	0	64
3004904900	Oth anaesthetics cont ketaminlidocain	740	22,812	4,350	2,631,600
3004905100	Analgesics,antipyretics & oth medicamcont acetyl salicylic acid	390	1,641	17,255	81,773
3004905900	Oth analgesics, antipyretics & medcont chlorp maleat,diclof, tramadol	5,285	128,273	347,092	2,649,748
3004906000	Antimalarials cont artemisinin,primaqartesunate or chloroquine (inn)	0	386	0	49,998
3004908000	Transdermal therapeutic systems (tts)patches for cancer or heart diseases	959	2,955	66,966	229,856
3004909100	Oth medicam put up in measur doses-cont sulphiride(inn),cimetidine,rantidin	531,002	3,036,022	1,072,080	4,910,228
3004909200	Oth medicam put up in measur doses-cont piroxicam(inn) or ibuprofen(inn)	0	244,117	0	573,710
3004909910	Oth medicam put up in measur doses-doses cont phenobarbital,	1,470	7,028	152,220	963,944
3004909990	Oth infusion fluids; nutritional oreelectrolytic solutions	396,764	8,675,816	15,391,556	192,166,494
3005101000	Adhesive dressing & oth articles coverimpregnant w/ pharmaceutical substc	4,331	70,603	88,514	1,733,273
3005109000	Oth adhesive dressings & otharticles having an adhesive layer	10,680	154,536	133,135	2,108,143
3005901000	Bandages	10,138	177,673	93,677	3,160,395
3005902000	Gauze	9,306	45,651	116,344	333,461
3005909000	Oth wadding, impregnat/coated withpharmaceutic subst or put up in forms	10,116	138,769	231,535	3,177,884
3006101000	Sterile absorbable surgical or dentalyarn; sterile surgical or dental	1,719	13,986	38,277	597,163
3006109000	Sterile surgical catgut,similar sterilesuture matt & sterile tissue	3,269	124,516	590,617	6,676,656
3006200000	Blood-grouping reagents	131	8,920	5,954	1,317,694
3006302000	Reagents of microbial origin forveterinary	67	75	3,238	4,224
3006303000	Oth microbial diagnostic reagents	1,659	6,767	2,721	29,451
3006309000	Oth opacifyng prep for x-ray exam,diagnostic reagents design to be	520,324	3,423,795	834,938	6,957,762
3006401000	Dental cements & oth dental fillings	341	45,664	24,076	677,682
3006402000	Bone reconstruc cements	23	348	1,525	25,029
3006500000	First-aid boxes & kits	2,472	16,836	27,324	151,028
3006600000	Chemical contraceptive prepbased on hormones	6,650	204,915	69,906	4,785,294
3006700000	Gel prep designed to be used in humanor vet medic for parts of the body	404	46,891	37,545	1,233,912
3006910000	Appliances identifiable for ostomy use	0	9,296	0	210,339
3006920000	Waste pharmaceuticals	0	10	0	777
3101001100	Supplement fertilizers in liquid form,not chemical treat-of solely vegetable	9,406	179,679	23,376	232,653
3101001900	Oth thn supplemnt fertiliz in liquidform,not chemicl treat solely vegetable	155,011	2,074,586	124,813	1,315,256
3101009100	Oth animal or vegetable fertilisers,supplement fertilizers in liquid form	0	14,144	0	41,400
3101009900	Oth animal or vegetable fertilisers,oththn supplemnt fertiliz in liquid form	0	101,000	0	100,320
3102100000	Urea, with or not in aqueous solution	967	39,072,436	9,587	13,075,635
3102210000	Ammonium sulphate	3,696,166	261,988,979	521,168	39,525,195
3102290000	Oth double salts & mix of ammoniumsulphate & ammonium nitrate	0	1,163,038	0	235,435
3102300000	Ammonium nitrate, with or not inaqueous solutions	36,022,053	375,817,097	21,537,094	209,375,791
3102400000	Mixt of ammonium nitrate with calciumcarbonate or oth inorganic non-fertilis	782	3,069,480	2,333	897,666
3102500000	Sodium nitrate	767,043	5,864,055	468,873	3,013,685
3102600000	Double salts & mixtures of calciumnitrate & ammonium nitrate	1,046,280	10,009,664	350,657	3,221,559
3102900000	Oth mineral or chem fertilisers,nitrogenous inc mixt	0	44,030	0	178,460
3103101000	Superphosphates, feed grade	0	7,600,000	0	2,617,600
3103109000	Other suerphosphates	20,331,600	238,535,502	6,702,476	63,060,756
3103909000	Oth mineral or chemical fertilisers,phospatic	73,082,410	826,462,724	7,014,323	83,954,575
3104200000	Potassium chloride	101,472,666	1,566,947,257	38,501,538	639,851,678
3104300000	Potassium sulphate	152,309	4,880,623	138,025	2,735,569
3104900000	Oth potassium salts	17,868,358	70,344,377	5,530,761	25,700,411
3105100000	Mineral or chemic fertilisers,tablet orsimilar forms-pack of a weight < 10kg	12,287	2,857,663	63,663	1,537,066
3105200000	Mineral or chemical fertiliser cont theelements nitro,phosphor & potassium	37,444,860	199,125,814	18,829,056	107,562,711
3105300000	Diammonium hydrogenorthophosphate(diammonium phosphate)	2,525,797	71,849,267	1,336,715	30,608,273
3105400000	Ammonium dihydrogenorthophosphate(monoammonium phosphate)	47,000	21,556,006	73,070	10,635,886
3105510000	Oth mineral or chemical fertiliserscont nitrates & phosphates	3,124	28,683,650	16,357	8,936,188
3105590000	Oth mineral or chemical fertiliserscont nitrogen & phosphorus	1,161,904	25,096,305	1,299,987	12,970,784
3105600000	Mineral or chemical fertilisers contelements phosphorus & potassium	75,000	671,943	91,575	773,831
3105900000	Oth mineral or chemical fertilisers, intablets or in pack < 10kg	12,001	4,077,517	52,554	2,189,227
3201100000	Quebracho extract	9	251,000	9	514,028
3201200000	Wattle extract	19,000	606,185	31,755	799,889
3201901000	Gambier	0	9,492	0	28,828
3201909000	Oth tanning extract of vegetable origintannis & their salts, esters & oth drv	1,441	376,600	5,655	408,799
3202100000	Synthetic organic tanning substances	211,332	3,588,599	383,443	4,714,462
3202900000	Oth inorgan tanning subst;tanning prepwith or not cont natural tanning subs	275,356	2,418,991	331,875	2,970,915
3203001000	Coloring matter of vegetable or animalsuitable for use in food or drink	4,342	117,253	78,463	1,859,562

I.3. IMPOR MENURUT KOMODITI / IMPORT BY HS COMMODITY  
 \*\*\* NOVEMBER / NOVEMBER 2010 \*\*\*

HS	Uraian Komoditi Commodity Description	Berat Bersih / Net Weight (Kg)		Nilai / Value C.I.F (US\$)	
		Bulan ini Current Month	Kumulatif Cum.Jan. to date	Bulan ini Current Month	Kumulatif Cum.Jan. to date
3203009000	Oth coloring matter of vegetable or animal not suitable for use in food	1,000	174,381	27,387	1,442,651
3204111000	Disperse dyes crude & prep based & preparat based thereon, crude	611,348	3,692,083	3,494,750	17,171,959
3204119000	Other disperse dyes and preparation based thereon	797,490	8,095,250	3,620,944	32,906,414
3204121000	Acid dyes whether or not premetallised	59,651	658,909	362,940	3,654,690
3204129000	Oth acid dyes whether or not premetallised & preparation based thereon	39,125	380,143	237,878	2,201,224
3204130000	Basic dyes & preparat based thereon	117,723	750,620	434,118	2,965,438
3204140000	Direct dyes & preparat based thereon	577,771	5,585,668	2,219,503	19,880,226
3204150000	Vat dyes (incl those usable in that state pigments) & prep based thereon	135,402	2,254,745	985,495	12,908,000
3204160000	Reactive dyes & preparations based thereon	927,447	8,028,338	3,512,627	35,460,603
3204170010	Synthetic organic pigment in powder form	856,433	8,563,588	8,051,584	69,520,752
3204170090	Other pigments & preparat based thereon	876,204	6,593,208	3,513,809	34,243,216
3204190000	Oth synthetic organic coloring matter, incl mix of coloring	549,689	5,384,388	1,500,047	16,596,949
3204200000	Synthetic organic prods of a kind used as fluorescent brightening agent	200,724	3,119,515	868,777	18,860,100
3204900000	Oth synthetic organic coloring matter, w/ or not chemically defined	341,807	2,433,796	991,944	7,655,078
3205000000	Color lakes; preparat as specified in based on color lakes	140,110	1,545,481	374,366	4,092,467
3206111000	Pigment base on titanium dioxide cont weight >= 80 %, on dry matter	5,558,184	53,627,562	14,442,740	130,201,171
3206119000	Preparate base on titanium dioxide, cont weight >= 80 %, on dry matter	219,811	3,622,561	824,068	11,427,073
3206191000	Pigment base on titanium dioxide cont weight < 80 %, on dry matter	182,969	1,395,737	554,413	5,234,775
3206199000	Preparate base on titanium dioxide, cont weight < 80 %, on dry matter	230,003	1,319,920	982,212	7,781,932
3206201000	Chrome yellow, chrome green, molybdatorange/red base on chromium comp	152,408	894,053	622,661	3,474,300
3206209000	Oth pigments & prep based on chromium compounds	34,416	430,299	225,911	2,501,051
3206411000	Preparations of inorganic pigments ultramarine pre based thereon	6,047	60,141	35,489	313,591
3206419000	Oth ultramarine & preparations based thereon	92,920	1,393,334	159,681	1,944,109
3206421000	Prep of inorganic pigments- lithophone based on sulphide	0	51,317	0	106,919
3206429000	Oth lithophone & oth pigments & prep based on sulphide	152,693	1,020,026	110,865	800,428
3206491000	Prep of inorganic pigment based on oth hexacyanoferrate (ferro & ferricyanides)	196,926	1,235,648	500,880	4,418,909
3206499000	Oth pigment & prep based on hexacyanoferrates (ferrocyanides & ferricyanides)	227,876	2,691,511	1,798,205	15,950,070
3206501000	Prep of inorganic pigment of a kind used as luminophores	39,399	367,182	212,965	2,549,453
3206509000	Oth inorganic prods of a kind used as luminophores	197,942	2,173,262	584,884	5,498,177
3207100000	Prepared pigments, prep opacifiers prep colors & similar prep	571,759	7,312,428	2,380,821	26,333,544
3207201000	Enamel frits	472,876	5,482,403	449,378	5,598,742
3207209000	Oth vitrifiable enamels & glazes, engobe (slips) similar prep	681,347	8,196,251	1,038,639	7,752,213
3207300000	Liquid lustres & similar preparations	6,527	306,824	207,709	2,401,836
3207400000	Glass frit & oth glass, in the form of powder granules or flakes	5,841,703	73,303,841	3,135,451	38,675,098
3208101100	Varnishes > 100-c hr, based on polyester for dental use, dispersed in a non aqueous	432	11,803	3,664	44,512
3208101900	Oth varnishes based on polyesters < 100-c hr, disper in a nonaqueous	75,113	798,511	301,394	3,873,173
3208109000	Other paints & varnishes (incl enamels & lacquers polyester dispers, non aqueous	325,280	3,631,076	1,893,437	16,334,184
3208204000	Anti-fouling/anti-corrosive paints for ships hull base on acrylic/vinyl polymer	125,509	2,161,362	332,780	6,888,686
3208207000	Varnishes (including lacquers), of a kind used in dentistry	25,786	191,498	62,768	554,083
3208209000	Other paints & varnishes (incl enamels & lacquers) based on acrylic/vinyl polymer	548,732	5,404,221	2,439,991	25,762,781
3208901100	Varnishes (incl. lacquers), exceed >= 100C heat-resistant used in dentistry	1,438	165,006	27,011	888,675
3208901900	Varnishes (incl. lacquers), exceed >= 100C heat-resistant used in oth than dentist	290,041	3,037,203	1,395,465	16,402,857
3208902100	Varnishes (incl. lacquers), exceed < 100C heat-resistant used in dentistry	0	353	0	1,502
3208902900	Varnishes (incl. lacquers), exceed < 100C heat-resistant used in oth than dentist	187,234	2,319,295	1,010,128	13,050,293
3208909000	Oth paints & varnishes dispers in a nonaqueous	512,917	4,982,551	3,202,899	27,971,574
3209101000	Varnishes (incl lacquer) > 100C hr-acrylic vinyl polymer, dispers in a aqueous	196,475	1,810,436	481,593	4,310,469
3209104000	Leather paints-based on acrylic or vinyl polymers dispers in a aqueous	8,058	73,175	30,573	196,626
3209105000	Anti-fouling/corrosive paints for shipshulls-acrylic/vinyl polymers	48,477	153,443	165,010	309,425
3209109000	Oth paints & varnishes dispersa aqueous medium	289,750	2,974,117	833,106	7,140,896
3209900000	Oth paints based on others varnishes dispers in a aqueous medium	750,706	6,613,085	2,143,988	18,828,034
3210001100	Varnishes (incl lacquers) > = 100C hrof a kind used for finishing leather	0	15,841	0	62,056
3210001900	Varnishes (incl lacquers) < 100C hrof a kind used for finishing leather	55,589	256,779	158,709	1,533,714
3210003000	Prepared water pigments of a kind used for finishing leather	46,504	361,256	164,567	1,034,298
3210005000	Polyurethane tar coating of a kind used for finishing leather	26,220	218,991	194,002	1,533,916
3210009000	Other paints & varnishes of a kind used for finishing leather	222,804	1,976,396	682,848	8,931,609
3211000000	Prepared driers	75,437	694,962	248,103	2,493,137
3212100000	Stamping foils	75,319	676,516	499,294	3,983,013
3212901100	Aluminium paste	156,303	1,832,221	944,004	11,680,643
3212901200	Oth pigments (incl metallic powder & flakes), for leather-dispers, non aqueous	39,164	259,912	86,311	619,494
3212901900	Oth pigments (incl metallic powder & flakes), dispers in non-aqueous media	116,194	589,920	498,487	3,127,103
3212902100	Dyes or oth coloring matter in forms for retail sale-suitable for food or drink	186	1,193	1,268	32,872
3212902900	Oth dyes or oth coloring matter in forms for retail sale	46,484	399,272	346,286	4,645,673
3213100000	Colors in set, in tablet, tubes, jars, bottles, pans or in similar forms/pack	72,748	545,045	327,832	2,369,728
3213900000	Oth artist, students or signboard, in tablet, tubes, jars, bottles, pans or other	15,893	275,280	20,912	1,375,052
3214100000	Glaziers putty, grafting putty, cement-scaulking compound	229,579	3,778,756	975,801	14,477,564
3214900000	Oth painters fillings; non-refractory surfacing preparat for facades	405,029	8,278,506	1,553,280	11,838,816
3215111000	Printing uv curable inks-black	5,060	127,593	70,738	1,438,683
3215119000	Printing other than uv curable inks-black	95,094	1,345,430	669,032	7,849,956
3215190000	Printing inks, other than black	564,988	5,814,449	5,939,657	51,854,437
3215901000	Carbon mass for one time carbon paper	11	164,836	47	352,478
3215906000	Drawing ink and writing ink	20,845	270,200	243,864	2,388,218
3215909000	Oth printing ink, writing/drawing ink with or not concentrated or solid	94,143	1,080,076	678,433	7,860,372
3301120000	Pharmaceutical grade - of orange and oth essential oils of orange	37,031	527,600	178,307	2,313,898
3301130000	Pharmaceutical grade - of lemon and oth essential oils of lemon	5,978	92,788	81,977	2,717,791
3301190000	Other essential oils of citrus fruit	284,611	2,354,055	536,068	4,462,301
3301240000	Essential oils - of peppermint (mentha piperita)	22,905	159,810	406,442	2,330,304
3301250000	Pharmaceutical grade - of oth mintsoth essential oils of oth mints	18,122	328,193	155,431	1,423,459
3301291100	Pharmaceutical grade of lemon grass of citronella, cinnamon, ginger, cardamon	360	36,502	15,954	337,700

I.3. IMPOR MENURUT KOMODITI / IMPORT BY HS COMMODITY  
 \*\*\* NOVEMBER / NOVEMBER 2010 \*\*\*

HS	Uraian Komoditi Commodity Description	Berat Bersih / Net Weight (Kg)		Nilai / Value C.I.F (US\$)	
		Bulan ini Current Month	Kumulatif Cum.Jan. to date	Bulan ini Current Month	Kumulatif Cum.Jan. to date
3301291200	Pharmaceutical grade of sandalwood	0	2,167	0	6,399
3301291900	Oth pharmaceutical grade-essential oils other than those of citronella	96,565	1,650,028	609,087	10,773,100
3301299100	Oth pharmaceutical grade of lemongrass of citronella, cinnamon, ginger	29,191	60,090	372,746	767,421
3301299200	Essential oils of sandalwood, other than pharmaceutical grade	25	25	44,500	44,500
3301299900	Oth essential oils-other than pharmaceutical grade	343,431	1,014,041	1,173,228	9,414,015
3301300000	Resinoids	30,668	152,788	110,133	1,167,606
3301901000	Aqueous distillates & solutions of essential oils suitable for medic use	30	41,529	453	71,139
3301909000	Oth essential oils (terpeneless or not), incl concretes & absolutes; resinoids	111,101	685,938	677,569	7,340,500
3302101000	Odoriferous alcoholic prep for the alcohol beverages, liquid form	0	800	0	10,057
3302109000	Oth mixed of odoriferous of a kind used in the food or drink industries	133,965	1,650,976	1,754,138	18,430,585
3302900000	Oth prep based on odoriferous substances for the manufacture of beverages	2,426,299	20,233,441	20,385,394	267,134,917
3303000000	Perfumes & toilet waters	119,894	1,049,579	5,239,144	32,564,534
3304100000	Lip make-up preparations	35,956	226,094	463,187	4,798,227
3304200000	Eye make-up preparations	23,676	257,569	468,157	6,325,299
3304300000	Manicure or pedicure preparation	3,956	50,991	16,831	542,385
3304910000	Powders, whether or not compressed	26,681	466,966	377,806	6,556,577
3304991000	Face & skin creams & lotions	462,786	4,862,615	4,680,310	42,346,032
3304992000	Anti-acne creams	237	1,299	38,379	71,809
3304999000	Oth beauty/make-up prep & prep for the care of the skin (oth than medicaments)	150,532	1,327,268	1,421,814	18,174,132
3305100000	Anti-mycosis shampoos & others shampoos	1,827,872	22,265,909	8,175,770	91,764,633
3305200000	Preparat for permanent waving or straightening	44,565	323,159	127,187	1,092,172
3305300000	Hair lacquers	14,921	132,272	150,906	1,374,225
3305900000	Others preparations for use on the hair	370,638	3,628,315	2,046,540	18,163,018
3306101000	Prophylactic pastes & powders	97,736	1,066,239	545,561	5,814,504
3306109000	Others dentifrices	1,610	81,218	1,413	279,473
3306200000	Yarn used to clean between the teeth (dental floss)	1,578	3,948	44,114	81,961
3306900000	Oth prep for oral/dental hygiene, incl denture fixative pastes & powder, retail	1,246	1,086,053	13,924	2,030,273
3307100000	Pre-shave, shaving or after-shave preparations	33,079	111,209	665,237	4,853,692
3307200000	Personal deodorants & antiperspirants	53,365	887,571	494,386	6,831,832
3307300000	Perfumed bath salts & oth bath preparations	72,921	572,015	131,143	1,219,008
3307410000	Oth agarbatti & oth odoriferous prep. which operate by burning	521,089	3,833,258	394,105	2,963,205
3307491000	Room perfuming preparations	36,280	314,343	182,592	2,239,474
3307499000	Oth prep for perfuming or deodor rooms, incl odoriferous preparat use religious	24,275	926,960	395,560	2,963,085
3307901000	Animal toilet preparations	3,204	40,826	7,991	100,668
3307902000	Contact lens solution	44,350	579,079	121,960	2,257,596
3307903000	Papers & tissues, impregnated or coated with perfume or cosmetics	6,617	33,013	27,065	141,118
3307904000	Other perfumery or cosmetics including depilatories	4,679	7,689	9,049	13,528
3307909000	Oth pre-shave, cosmetic or toilet prep, prep rooms deodorisers, w/ or perfuming	2,875	85,095	16,901	1,103,020
3401111000	Soap, organic surface-active-for toilet use-medicated prods	20,545	683,204	24,756	2,038,718
3401112000	Bath soap	418,675	1,738,128	684,968	4,003,553
3401113000	Oth toilet use, of felt or nonwovens, impregnated, coat with soap or detergent	5,100	5,201	18,077	18,242
3401119000	Oth soap & organic surface for toilet use	14,456	122,220	79,555	994,954
3401199000	Oth soap & organic surface other than for toilet use	55	73,691	103	108,183
3401201000	Soap in oth form for flotation in ink or recycled paper	0	229	0	2,732
3401209000	Soap in oth forms, other than chips	298,549	2,451,769	544,476	4,879,814
3401300000	Organic surface-active prods & prep for washing in the liquid, put for retail sale	39,624	284,563	385,094	2,837,069
3402111000	Organic surface-active agents, with/without for retail sale; sulphated fatty alcohol	16,386	563,132	65,694	1,343,290
3402112000	Wetting agents used in the manufacture of herbicide	136,442	292,771	406,585	733,229
3402119000	Oth anionic-organic surface-active agent with or not put up for retail sale	348,267	5,498,297	972,290	12,320,661
3402121000	Wetting agents used in the manufacture of herbicide-cationic	62,226	302,043	171,910	653,759
3402129000	Oth cationic-organic surface-active agent with/without put up for retail sale	737,552	7,172,125	1,938,944	17,366,715
3402130000	Organic surface-active agents, with or not for retail sale; non-ionic	1,276,733	20,857,800	3,449,089	48,848,044
3402190000	Oth organic surface-active agents, with or not up for retail sale	849,575	10,059,787	2,292,037	23,719,558
3402201100	Anionic surface active prep. in liquid form-put up for retail sale	60,222	354,838	191,970	1,175,460
3402201200	Anionic washing prep & cleaning prep, incl bleach cleans, liquid form, retail	30,308	295,816	112,204	2,094,838
3402201300	Oth surface active preparations- in liquid form, for retail sale	80,367	589,692	72,726	738,350
3402201900	Oth wash prep & clean prep, incl bleach cleans & degreas prep, liquid, retail	131,487	1,588,317	444,419	5,195,119
3402209100	Anionic surface active prep. oth than in liquid form-for retail sale	17,517	172,498	15,221	159,189
3402209200	Anionic washing prep & clean prep, incl bleach, cleans-oth than liquid, retail	1,690	23,700	7,865	115,826
3402209300	Oth surface active preparation-oth than in liquid-for retail sale	980	12,076	8,886	95,164
3402209900	Oth wash prep & clean prep, incl bleach cleans, oth than liquid, retail sale	113,888	1,012,339	361,922	2,839,966
3402901100	Anionic surface active preparat-liquid not put up for retail sale	92,712	3,003,474	212,057	7,421,674
3402901200	Oth anionic wash prep & clean prep, incl bleach, liquid, not for retail sale	52,505	1,466,110	149,256	3,942,676
3402901300	Anionic washing prep. or cleaning incl. bleaching, cleansing or degreasing	847,938	5,427,432	1,427,840	8,722,223
3402901400	Oth organic surface active in liquid form, wetting agents	3,042	133,523	7,367	288,024
3402901500	Oth organic surface active in liquid form, not wetting agents	137,791	1,460,402	726,109	6,014,876
3402901900	Oth wash prep & clean prep, incl bleach cleans, in liquid-not for retail sale	237,696	2,834,361	720,295	8,421,766
3402909100	Anionic surface active preparations, oth than liquid- not for retail sale	13,404	174,809	36,636	511,214
3402909200	Anionic wash prep & clean prep, incl bleach, cleans-not liquid-not retail	20,622	2,659,964	71,337	2,072,901
3402909300	Anionic surface-active prep, not liquid form not for retail sale	308,327	2,783,606	303,569	2,541,551
3402909400	Anionic surface-active prep, not liquid form, wetting agents not for retail sale	408	1,008,699	7,961	1,559,989
3402909500	Anionic surface-active prep, not liquid form, not wetting agents not for retail sale	247,736	9,179,384	510,101	12,823,571
3402909900	Oth wash/lean prep, incl bleach cleans other than liquid-not for retail sale	380,005	3,921,667	950,551	12,148,272
3403111100	Liquid lubricating oil prep, for treatment of textile, or oth materials, cont petrol	47,448	698,007	209,283	2,114,608
3403111900	Oth liquid prep for the treatment of textile or oth materials, cont petroleum	41,101	215,032	102,817	556,573
3403119000	Oth prepar for the treatment of textile materials, oth than liquid, cont petroleum	131,492	1,150,999	411,318	3,644,760
3403191100	Liquid oil for aircraft engine cont. petroleum oils obtain. bituminous mineral	18	91,666	402	412,335
3403191200	Other liquid prep content silicone oil, cont petroleum oils, or bituminous mineral	2,088	10,761	11,029	71,636

I.3. IMPOR MENURUT KOMODITI / IMPORT BY HS COMMODITY  
 \*\*\* NOVEMBER / NOVEMBER 2010 \*\*\*

HS	Uraian Komoditi Commodity Description	Berat Bersih / Net Weight (Kg)		Nilai / Value C.I.F (US\$)	
		Bulan ini Current Month	Kumulatif Cum.Jan. to date	Bulan ini Current Month	Kumulatif Cum.Jan. to date
3403191900	Other liquid for other purposes contpetrol oil or bituminous mineral oils	2,221,255	30,761,654	4,858,266	64,594,538
3403199000	Oth lubricating prep cont petroleum oil	939,055	9,236,329	2,358,818	25,759,573
3403911100	Liquid prep cont silicone oil-for treatof textile,or oth matt,not cont petrol	72,702	696,947	339,718	3,009,617
3403911900	Liquid prep for treatment of textilemater,not cont petroleum oil & silicone	260,519	2,667,278	737,251	7,234,428
3403919000	Liquid preparat for treatment of textilor the materials, not cont petroleum oil	702,223	8,814,894	1,876,068	19,352,377
3403991100	Liquid oil for aircraft engine not contpetroleum oils or oils obtain bitumin	0	18,480	0	117,224
3403991200	Other liquid prep content silicone oilcont petrol oil,or bituminous mineral	0	117	0	1,109
3403991900	Other liquid for other purpose not contpetroleum oil or bituminous mineral oils	19,001	508,569	137,473	2,430,522
3403999000	Preparat for treat of textile,leatheroth mater,not cont petrol oil,not liquid	324,371	3,266,180	1,633,374	16,494,183
3404200000	Artificial waxes & prepared waxes,ofpoly(oxyethylene) (polyethylene glycol)	332,191	3,304,858	733,823	7,357,511
3404900000	Oth artificial waxes & prepared waxes.	1,019,697	11,434,231	2,502,237	26,202,881
3405100000	Polishes, creams & similar preparat forwear or leather	18,521	195,767	123,227	1,250,653
3405200000	Polishes,creams & similar prep for themaintenance of wooden furniture	2,697	24,765	10,992	110,801
3405300000	Polishes & similar prep for coachwork,other than metal polishes	5,507	227,314	38,214	568,588
3405401000	Abrasive lapping & honing,in the formof flour,scouring pastes & powder	1,073	28,315	11,289	116,725
3405409000	Oth scouring pastes & powders & otherscouring preparations	56,625	503,881	216,771	9,715,832
3405901000	Metal polishers	26,234	461,423	147,323	2,852,992
3405909000	Oth polishes & cream, for footwear,furniture, floors	105,189	821,663	242,895	2,082,184
3406000000	Candles, tapers & the like.	123,332	813,755	286,472	1,547,791
3407001000	Modelling pastes, incl those put up forchildrens amusement	8,316	101,141	36,517	384,247
3407002000	Prep known as "dental wax", in sets, inpackings,retail sale or in plates	18	1,204	1,460	44,393
3407003000	Other preparations for use in dentistry,with a basis of plaster (of calcined	6,078	33,754	51,621	291,550
3501100000	Casein	242,697	3,192,424	1,814,523	24,779,817
3501901000	Caseinates & other casein derivatives	37,000	1,043,913	336,660	9,151,716
3501902000	Casein glues	115	5,334	2,681	23,218
3502110000	Egg albumin - dried	922	24,075	14,177	129,696
3502190000	Egg albumin - oth than dried	0	7,439	0	61,263
3502200000	Milk albumin,incl concentrates of >= 2whey proteins	25,166	1,177,128	193,770	5,540,456
3502900000	Oth egg albumin	0	150	0	2,996
3503001000	Glues of animal origin	80,282	310,045	253,578	1,243,157
3503002000	Gelatin in powder form with bloatinglevel a-250 or b-230 or more	133,326	612,036	295,412	1,739,617
3503003000	Isinglass	0	21	0	26
3503009000	Oth gelatin derivatives,isinglass,otherglue of animal origin,excl casein glues	244,378	2,306,573	1,476,519	12,727,133
3504000000	Peptones and their derivatives, otherprotein substances and their	635,786	4,779,025	1,821,106	16,004,796
3505101000	Dextrins, soluble or roasted starches	4,100,016	59,862,173	2,851,305	38,203,907
3505109000	Oth dextrins & oth modified starches	8,768,270	81,072,550	7,707,394	61,531,125
3505200000	Glues based on starches/dextrins	556,196	3,781,375	1,119,448	8,808,099
3506100000	Prods suitable for use as glues/adhesivefor ret sale as glues/adhesives < 1 kg	423,680	3,217,299	1,743,507	14,396,800
3506910000	Adhesives based on polymers of heading39.01 to 39.13 or on rubber	1,953,568	18,544,725	5,527,127	49,633,771
3506990000	Oth prepared glues & oth preparedadhesives, nes	1,007,442	11,281,303	4,101,075	43,782,031
3507100000	Rennet & concentrates thereof	300	19,952	18,000	264,696
3507900000	Oth enzymes; prepared enzymes nes orinclude	202,971	3,796,352	1,180,782	20,495,311
3601000000	Propellent powders	30,000	168,298	534,000	3,006,030
3602000000	Prepared explosive, oth than propellentpowders	6,040	1,759,831	217,910	9,622,654
3603001000	Semi-fuses, elemented caps, signal tubes	112,708	1,097,301	2,173,775	24,006,139
3603002000	Safety fuses or detonating fuses	0	398,620	0	4,797,462
3603009000	Oth safety fuses, detonat fuses, percussion detonat caps,igniters,electric dtnt	86,040	1,304,948	2,650,701	25,250,724
3604100000	Firecrackers and other fireworks	1,486,810	10,407,645	1,790,504	12,393,890
3604901000	Distress signal equipment	0	440	0	1,143
3604902000	Miniature pyrotechnic munitions &percussions caps for toys	0	5	0	222
3604909000	Oth signalling flares, rain rocket, forsignal & oth pyrotechnic articles	12,189	144,629	34,176	642,886
3605000000	Matches,oth than pyrotechnic article of36.04, in pack of >= 100 matches	0	45,536	0	88,006
3606100000	Liquid/liquified-gas fuel in containersused for filling or refilling <= 300 cm	17	104,938	47	93,687
3606901000	Solid or semi-solid fuels, solidifiedalcohol & oth similar prepared fuels	0	8,441	0	254,526
3606902000	Lighter flints	4,371	54,341	33,026	440,042
3606903000	Oth ferro-cerium & oth pyrophoric alloyin all forms	0	316	0	2,501
3606904000	Resin torches, firelighters & the like	280	2,604	906	4,236
3606909000	Oth articles of combustible material asspecified note 2 to this chapter.	323	37,840	1,344	68,252
3701100000	Photographic plates & film in the flatfor x-ray	48,453	600,624	816,951	9,802,361
3701200000	Instant print film	154	4,376	6,235	60,950
3701300000	Oth plates & film, with any side>255 mmspecially for printing industri	311,049	2,871,144	1,815,147	18,448,329
3701910000	Oth plates &film for color photogrhap(polychrome)	0	150	0	1,774
3701990000	Oth plats &film photogrhap(polychrome)specially manuf for printing indust	131,440	1,272,577	100,528	1,527,039
3702100000	Film for x-ray	69	13,960	977	474,396
3702310000	Oth film,without perforat,of width notexceed 105 mm for photograp(polychrom)	1,466	3,609	4,866	33,302
3702324000	Instant print film in bands of width >=16 mm & length >=120mm	1,040	2,126	6,750	13,980
3702329000	Oth film with silver halide emulsi,of a width < 105 mm	10	3,407	1,871	22,565
3702393000	Oth infra red transparent film,of a width < 105 mm	0	312	0	3,126
3702395000	Oth film, without perforat, of a width <105 mm special prep for medical serv	0	220	0	8,181
3702399000	Oth film without perforations of awidth < 105 mm	0	19,426	0	14,962
3702419000	Film for use oth than in medical,surgical,dental or veterinary sciences	0	1,184	0	8,089
3702429000	Film oth than for color photogr',width> 610mm, length >200m	0	37	0	142
3702433000	Infra red transparent film, width >610 mm, length < 200 m	0	43,697	0	670,528
3702435000	Film, width > 610mm, length < 200mspecially prepared for medical service	4,564	45,370	77,719	458,621
3702439000	Oth film of width > 610 mm & length <120 m	1,494	62,291	17,161	381,644
3702443000	Infra red transparent film, 105mm< width < 610mm	0	18,369	0	315,792
3702445000	Film, 105mm< width<610mm,specially prepared for medical service	3,310	47,889	56,861	551,135
3702449000	Oth film, 105mm < width < 610 mm & length < 120m	7,005	86,456	21,046	487,568

I.3. IMPOR MENURUT KOMODITI / IMPORT BY HS COMMODITY  
 \*\*\* NOVEMBER / NOVEMBER 2010 \*\*\*

HS	Uraian Komoditi Commodity Description	Berat Bersih / Net Weight (Kg)		Nilai / Value C.I.F (US\$)	
		Bulan ini Current Month	Kumulatif Cum.Jan. to date	Bulan ini Current Month	Kumulatif Cum.Jan. to date
3702519000	Oth film for color photo width < 6mm,length < 14 m	0	1,155	0	3,902
3702522000	Film for color photo width<6mm, length>14 m, for cinematography	0	253	0	21,861
3702529000	Film for color photo width<16mm,length > 14 m	0	1,970	0	59,924
3702549000	Oth film for color photo16mm<width<35mm,length<30m, oth than for slides	4,367	32,204	10,948	170,124
3702552000	Film for color photo 16mm< width<35mm,length<30m, for cinematography	0	3,149	0	258,740
3702559000	Oth film 16mm< width<35mm, length> 30mfor color photography	5,761	64,664	228,077	2,328,598
3702569000	Oth film width> 35mm, for colorphotography	0	3,380	0	11,349
3702914000	Infra red transparent film oth thancolor photog width < 16mm	3	3	193	193
3702939000	Oth film oth than for color photo 16mm<width<35mm, length<30m	0	6,721	0	10,100
3702949000	Oth film 16mm< width<35mm, length<30m,oth than for color photography	5,732	12,884	87,908	201,211
3702954000	Infra red transparent film oth than forcolor photo width > 35mm	0	1,831	0	4,452
3702955000	Film oth than for color photo width>35 mm length > 120m	0	1,233	0	3,922
3702956000	Film oth than for color photo width >35 mm prepared for medical service	0	17,674	0	254,333
3702959000	Oth film oth than for color photography	1,979	22,280	12,235	64,826
3703100000	Photographic paper, paperboard&textil,unexposed, rolls,width of 610-1000mm	11,862	476,158	65,920	2,679,891
3703200000	Oth photograph paper, sensitis, unex-posed for color photography	235,533	1,097,297	1,182,588	3,316,928
3703900000	Oth photograph paper, paperboard & textsensitised, unexposed.	61,720	613,044	129,264	1,033,232
3704001000	Plate & film for x-ray,unexposed but notdeveloped	1	1,897	153	169,785
3704009000	Oth photograph plates,film,paper,paper-board & textiles,expos but not develop	7,483	57,069	21,182	148,632
3705100000	Photograph plates & film, exposed &developed,for offset reproduc	31,600	424,320	27,800	349,533
3705901000	Photograph plates & film, exposed &developed,for x-ray	718	9,419	11,611	151,690
3705909000	Oth photograph plates & film,expos &developed,oth than cinematographic film	13,536	144,430	98,539	672,939
3706101000	Newsreels,travelogues,technical & scien-tic film exposed&developed,width>=35	8,556	65,686	624,765	4,707,417
3706103000	Cinematograph film,expos &develop,ofwidth>= 35 mm,with pictured taken abro:	0	2	0	33
3706104000	Cinematograph film,expos &develop,ofwidth >= 35 mm, only of sound track	0	26	0	668
3706109000	Oth cinematograph film, expos & deve-veloped of a width >= 35 mm	383	3,381	19,316	171,810
3706909000	Oth cinematgrhic film,expos & developwith or not incorporating soundtrack	9	449	2,639	37,995
3707100000	Sensitising emulsion,for photo use (oththan varnishes, glues, adhesives),retail	21,131	124,268	30,125	404,651
3707901000	Flashlight materials, unmixed prods forphotog uses,put up in measur portions	222	398	4,618	37,177
3707909000	Oth chemical prep for photographic uses,put in measur portions, ready for use	444,359	3,860,483	1,646,629	16,423,964
3801100000	Artificial graphit,in the form of pasteblocks,plates or oth semimanufacts	100,280	1,899,682	478,000	5,226,945
3801200000	Colloidal/semi-colloidal graphite, inpastes,blocks,plates or oth semimanufac	1,471	146,871	9,497	305,911
3801300000	Carbonaceous pastes for electrodes &similar paste & for furnace linings	1,453,292	10,847,011	1,486,514	9,755,889
3801900000	Oth artificial graphit;colloidal or semigraphite,pastes, blocks or plates	85,718	962,892	482,903	3,576,793
3802100000	Activated carbon, including spentanimal black	564,829	5,224,936	852,851	8,458,347
3802901000	Activated bauxite, including spentanimal black	447	55,852	24,322	40,042
3802902000	Activated clays & activated earth, inclspent animal black	580,284	900,372	204,960	620,358
3802909000	Oth activat natural mineral prod,animalblack include spent animal black	793,330	9,129,572	885,241	6,989,384
3803000000	Tall oil, whether or not refined.	28,800	480,390	76,692	1,143,602
3804001000	Concentrated sulphite lye	58,817	427,900	76,200	509,725
3804009000	Oth residual lyes from woodpulp with ornot concentrat,desugar or chemical trea	804,644	5,253,784	1,610,138	10,709,573
3805100000	Gum, wood or sulphate turpentine oils	5,161	109,745	7,257	475,335
3805900000	Oth terpenic oil produc by the distillat of coniferous wood & oth crude paracy	280,489	1,793,712	822,731	4,941,419
3806100000	Rosin & resin acids	327,116	3,454,943	1,069,555	7,931,061
3806200000	Salt of rosin,of resin acid, of drv orresin acid,oth than salt of rosin addict	10,000	74,944	26,800	232,502
3806301000	Ester gums - in blocks	0	588	0	22,344
3806309000	Ester gums - in oth forms	121,667	1,624,145	397,365	5,098,092
3806901000	Run gums in blocks	0	203	0	978
3806909000	Oth derivates rosin & resin acidsthereof	329,460	4,714,195	976,349	10,168,805
3807000000	Wood creosote	697	251,071	50,387	365,115
3808501100	Intermediate preparations for themanufacture of insecticides,subhd note 1	59,578	546,723	223,917	3,490,144
3808501200	Insecticides in the form of mosquitocoils/mosquito coil powder, subhd note 1	0	17,856	0	180,664
3808501300	Insecticides in aerosol containerssubhd note 1	0	5,632	0	95,788
3808501900	Insecticides, in oth form, subhd note 1	262,778	2,779,577	1,008,137	10,077,101
3808502000	Fungicides, subhd note 1	226,604	2,370,178	932,183	8,915,814
3808503000	Herbicides, anti-sprouting products andplant-growth regulators, subhd note 1	751,337	7,304,694	1,480,021	16,263,885
3808504000	Disinfectants, subhd note 1	7,062	235,539	22,020	1,373,255
3808509100	Wood preserv, being prep oth than surface coat,cont insect/fungi subhd note 1	0	35,192	0	191,956
3808509900	Oth disinfect,smlar product,put up inform/pack for retl sale, subhd 1	1,050	43,216	27,561	492,896
3808911000	Intermediate preparation for the mufact of insecticides, not subhd note 1	141,897	937,282	2,671,515	24,245,616
3808919000	Insecticides, in oth form, not subhdnote 1	537,466	4,161,428	5,416,487	34,360,307
3808920000	Fungicides, not subhd note 1	1,062,880	7,790,044	6,704,760	46,739,677
3808930000	Herbicides, anti-sprouting products andplant-growth regulator, not subhd note 1	2,557,504	17,509,710	3,616,914	50,091,949
3808940000	Disinfectants, not subhd note 1	28,609	341,331	117,263	1,442,400
3808991000	Wood preserv,being prep oth than surface coat,cont insect/fungi not subhd note	14,668	50,253	42,677	109,539
3808999000	Oth disinfect,smlar product, put up inform/pack for retl sale,not subhd note 1	188,947	1,512,619	411,674	4,130,471
3809100000	Oth finish agent,dye carriers to accelewith a basis of amyloseous substances	87,330	2,321,099	116,842	2,946,434
3809910000	Oth finish agent,dye carriers to accelekind used in the textile or like indust	1,355,876	12,354,998	3,183,013	29,675,265
3809920000	Oth finish agent,dye carriers to accelekind used in the paper or like indust	1,747,325	20,707,924	3,760,387	48,474,088
3809930000	Oth finish agent,dye carriers to accelekind used in the leather or like indust	408,018	3,844,599	1,073,811	9,522,633
3810100000	Pickling prep for metal surfac,soldering, brazing, welding powders	448,200	9,285,958	1,915,691	30,666,454
3810900000	Other prep of a kind used as cores orcoating for weld electrodes or rods	376,682	4,539,242	1,844,402	20,118,483
3811110000	Anti-knock preparation, based on leadbased on lead compound	1,000	15,601	1,000	131,279
3811190000	Oth anti-knock preparations	190,145	1,187,558	814,162	4,241,082
3811211000	Additive for lubricat oils,cont petroloil & oil obtain from bitumin,retail	33,760	347,838	175,482	1,360,943
3811219000	Additive for lubricat oils,cont petroloil & oil obtain from bitumin,not retail	5,123,713	100,816,503	11,729,885	198,495,277
3811290000	Oth additive for lubricat oils,contpetrol oil & oil obtain from otmn minera	341,869	2,945,282	1,190,883	9,294,373
3811901000	Anti knock prep., rust preventativ& corrosion inhibitors	608,495	3,814,778	2,727,330	17,480,181

I.3. IMPOR MENURUT KOMODITI / IMPORT BY HS COMMODITY  
 \*\*\* NOVEMBER / NOVEMBER 2010 \*\*\*

HS	Uraian Komoditi Commodity Description	Berat Bersih / Net Weight (Kg)		Nilai / Value C.I.F (US\$)	
		Bulan ini Current Month	Kumulatif Cum.Jan. to date	Bulan ini Current Month	Kumulatif Cum.Jan. to date
3811909000	Oth anti-knock prep.,for mineral oilliquid used as mineral oils	809,557	12,215,191	2,553,151	25,415,746
3812100000	Prepared rubber accelerators	1,641,540	16,435,367	3,967,979	38,091,866
3812200000	Compound plasticisers for rubber orplastics	1,002,357	7,539,448	2,008,948	16,529,141
3812301000	White carbon	138,259	1,590,254	238,616	2,876,145
3812309000	Oth anti oxidising prep & oth compoundstabilisers for rubber or plastics	2,139,310	20,457,363	6,008,796	58,895,489
3813000000	Prep. & charge for fire-extinguishercharged fire-extinguishing grenades	267,228	2,360,494	689,798	5,986,863
3814000000	Organic composite solvents & thinners,prepared paint or varnish removers	487,915	5,576,710	1,389,672	17,174,313
3815110000	Supported catalyst,with nickel/nickelcompounds as the active substance	34,159	927,587	181,636	9,648,454
3815120000	Supported catalyst, with precious metalcompounds as the active substance	9,396	541,780	594,126	16,789,282
3815190000	Oth supported catalysts	701,897	5,591,284	3,074,562	32,069,193
3815900000	Oth reaction initiators,reaction accelerators catalytic prep,nes or incld	1,804,398	10,144,659	9,019,251	41,772,458
3816001000	Refractory cements, mortars, concretes	1,015,459	17,279,491	681,314	12,781,424
3816009000	Oth refractory cements, mortars, concret	1,629,238	13,816,515	963,289	10,356,162
3817000000	Mixed alkylbenzenes & mixed alkylnaphthalanes oth than head 2707 or 2902	3,959,567	66,871,851	6,181,931	102,716,477
3818000000	Wafers/discs with silicon content	13,623	108,600	3,660,814	12,225,955
3819000000	Hyd brake fluids&oth for hyd trnsmssionwhether or not cont<70% weight of petr	32,482	4,191,920	126,569	9,351,282
3820000000	Anti-freezing preparations & preparedand prepared de-icing fluids	127,190	1,205,684	340,760	2,689,020
3821001000	Prepared culture media for development	7,518	105,954	312,550	3,597,297
3821009000	Oth prepared culture media fordevelopment	436	41,004	25,467	917,721
3822001000	Plate,sheet,film, foil&strip of plasticimpreghtd/coated with diag. reagents	7,484	127,983	646,660	7,050,016
3822002000	Paperboard,cellulose wadding&web fibreimpreghtd/coated with diag. reagents	601	819,885	79,739	1,791,938
3822003000	Sterilisation indicator strips & tapesoth thn heading 3002 or 3006	3,531	9,469	45,672	217,381
3822009000	Oth diagnostic/lab reagents & preparedwhether or not head 30.02 or 30.06	82,584	1,501,232	4,848,302	36,421,838
3823110000	Stearic acids	246,556	4,501,667	290,596	4,662,057
3823120000	Oleic acids	48,624	413,757	74,159	621,357
3823130000	Tall oils fatty acids	25,815	1,517,929	66,146	1,842,828
3823191000	Acids oil from refining	7	71,763	4	297,002
3823199000	Oth industrial monocarboxylic fatty acid	633,062	4,914,976	971,416	10,911,368
3823701000	Industry fatty alcohols in the formof wax	18,473	72,013	68,135	211,893
3823709000	Oth industry fatty alcohols in the formof wax	1,424,493	10,775,234	2,729,656	17,418,984
3824100000	Prepared binders for foundry moulds or core	537,844	5,348,961	795,702	7,847,410
3824300000	Non-agglomerated metal carbides mixedtogether with metallic binders	720	62,476	3,689	108,008
3824400000	Prepared additives for cements, mortars or concretes	1,730,294	21,106,987	4,197,327	50,377,242
3824500000	Non-refractory mortars & concretes	40,129	891,924	50,010	912,905
3824600000	Sorbital oth than that ofsubheading 2905.44	243,908	1,226,094	175,635	977,431
3824720000	Mix cont halogenated, drv methane,ethanecont bromochlorodi(tri)fluoromethan	0	21,844	0	353,993
3824730000	Mix cont halogenated, drv methane,ethanecontaining HBFC	62,700	231,950	10,973	45,307
3824750000	Mix cont halogenated, drv methane,ethanecontaining carbon tetrachloride	1	15,712	47	60,714
3824760000	Mix cont halogenated, drv methane,ethanecont 1,1,1-3-chloroethan(methyl chlri	0	3,713	0	5,710
3824770000	Mix cont halogenated, drv methane,ethanecont bromomethane or bromochloro	0	12	0	2,850
3824780000	Mix cont halogenated, drv methane,ethanecont PFC or HCFC but not CFC or HCFC	10,842	68,423	55,977	321,870
3824790000	Other mix cont halogenated, drv methane,ethane	588,063	4,704,964	879,694	8,779,390
3824810000	Mix & preparation containing oxirane(ethylene oxide)	9,480	207,456	12,830	289,684
3824820000	Mix & preparation containing pbbs, PCBs, PCTs	0	207	0	46,118
3824830000	Mixtures & preparation containingtris(2,3-dibromopropyl) phosphat	0	738	0	5,616
3824901000	Ink removers,stencil correctors&oth,corrector fluids in package	44,841	1,366,554	174,670	2,337,978
3824902000	Mixtures of chemical, of a kind used inmanufactured of foodstuff	226,857	1,711,243	638,026	5,191,912
3824903000	Copying pastes with a basis of gelatinpresented in bulk/ready to use	7,209	68,625	32,398	134,993
3824904000	Composite inorganic solvents	430,285	1,649,039	978,770	4,935,389
3824905000	Acetone oil	6,962	72,194	24,484	419,979
3824906000	Preparations/mixtures cont monosodiumglutamate	24,184	346,348	96,691	2,448,548
3824909000	Oth prods & preparations cont cfc-11,12,115, and halon	3,599,171	35,648,779	9,255,165	101,782,346
3825100000	Municipal waste	0	19	0	1,206
3825900000	Oth residual prods of the chemical/allied industry	562	10,282	7,491	31,279
3901103000	Polyethylene < 0,94 in liquids orpastes	217,124	850,338	450,531	1,851,847
3901109010	Polymers of ethylene, in granule form	20,985,045	197,170,840	29,589,123	280,389,171
3901109090	Polymers of ethylene other form	2,794,547	33,065,053	4,131,976	47,935,951
3901200000	Polyethylene having a specific gravity0.94 or more	11,660,338	149,996,955	14,630,790	194,232,940
3901303000	Ethylene-vinyl acetate copolymersin liquid or pastes	811,934	12,511,559	822,088	12,805,176
3901309000	Ethylene-vinyl acetate copolymersin other form	3,216,533	20,944,422	6,796,369	41,762,353
3901903000	Oth polymers of ethylene in liquid or pastes	18,575	424,267	513,051	2,838,875
3901909000	Oth polymers of ethylene in other form	7,872,735	82,111,080	10,430,129	113,735,327
3902101000	Polypropylene in powder form	5,840	1,079,879	9,438	1,500,429
3902102000	Polypropylene in granule form	31,119,514	327,731,739	41,625,953	430,449,306
3902109000	Polypropylene in other form	2,358,508	22,916,891	3,928,866	36,203,232
3902203000	Polysobutylene liquids/pastes	49,759	413,775	155,526	1,767,193
3902209000	Polysobutylene in oth forms	110,123	1,896,455	179,901	3,636,116
3902303000	Propylene copolymers in liquid or pastes	174,287	349,761	352,109	826,938
3902309010	Propylene copolymers in granule form	14,676,633	158,112,191	22,278,192	228,512,752
3902309090	Propylene copolymers in other form	644,032	8,403,546	1,025,668	11,887,751
3902903000	Oth polymers of propylene in liquid or pastes	1,853	149,206	7,643	270,127
3902909000	Oth polymers of propylene in other form	939,466	9,300,765	2,686,783	29,113,333
3903110000	Expansible polymers of styrene	1,310,949	16,647,002	2,304,099	30,208,882
3903190000	Other polymers of styrene	3,402,243	42,040,584	6,010,297	69,283,029
3903203000	Styrene-acrylonitrile (SAN) copolymersin aquaeous dispersion	120,092	1,518,706	105,981	1,624,938
3903209000	Oth styrene-acrylonitrile (SAN)copolymers	683,920	6,645,239	1,491,262	14,201,280
3903303000	Acrylonitrile-butadiene-styrene (ABS)copolymers in aquaeous dispersion	78,965	1,947,209	199,170	4,461,246
3903309000	Acrylonitrile-butadiene-styrenecopolymers in other form	7,284,310	71,080,589	15,293,669	155,996,299

I.3. IMPOR MENURUT KOMODITI / IMPORT BY HS COMMODITY  
 \*\*\* NOVEMBER / NOVEMBER 2010 \*\*\*

H S	Uraian Komoditi Commodity Description	Berat Bersih / Net Weight (Kg)		Nilai / Value C.I.F (US\$)	
		Bulan ini Current Month	Kumulatif Cum.Jan. to date	Bulan ini Current Month	Kumulatif Cum.Jan. to date
3903903000	Oth polymers of styrenein aquaeons dispersion	57,369	1,040,025	92,961	1,714,104
3903909000	Oth polymers of styrenein other form	275,751	3,250,383	656,690	8,361,017
3904101000	PVC homopolymers, suspension typhenot mixed with oth substances	79,463	1,444,140	127,237	1,793,826
3904109000	PVC in other form	1,603,526	21,214,725	2,750,114	29,147,727
3904210000	Oth poly(vinyl chloride) non plasticised	139,317	1,097,600	321,972	2,033,659
3904220000	Oth poly(vinyl chloride) plasticised	347,436	5,313,721	656,985	8,793,496
3904300000	Vinyl chloride-vinyl acetate copolymers	170,490	2,275,642	487,629	5,873,287
3904400000	Other vinyl chloride copolymers	95,783	869,170	296,473	2,974,043
3904504000	Vinylidene chloride polymr in dispersion	0	22,883	0	28,200
3904509000	Vinylidene chloride polymersin other form	298,063	5,444,278	736,645	9,823,640
3904610000	Fluoro-polymerspolytetrafluoroethylene	18,827	166,689	79,020	961,327
3904693000	Fluoro-polymers polytetrafluoroethylenedispersions	2	14,684	238	96,388
3904699000	Oth fluoro-polymers in other form	36,308	272,205	253,031	2,165,720
3904903000	Oth fluoro-polymer polytetrafluoroethylidispersions	302	3,577	3,147	27,929
3904909000	Oth polymers vinyl chloride in oth forms	509	277,935	7,350	506,690
3905120000	Poly(vinyl acetate) in aqueousdispersions	47,858	438,818	65,109	784,400
3905190000	Other poly(vinyl acetate)	144,633	1,055,734	388,255	4,439,397
3905210000	Vinyl acetate copolymers in aqueousdispersions	436,576	5,268,382	408,522	5,050,848
3905290000	Other vinyl acetate copolymers	49,559	843,281	124,206	1,986,260
3905301000	Poly (vinyl alcohol) in aqueousdispersions	59,242	676,478	151,419	1,294,301
3905309000	Poly (vinyl alcohol)in other form	1,712,993	17,428,550	3,732,119	37,752,891
3905910000	Copolymers of vinyl acetate or of othervinylester	14,475	337,689	118,935	2,639,131
3905990000	Oth polymer of vinyl acetate/oth vinylesters;oth vinyl polymers; primary form	100,808	690,770	1,106,601	6,242,344
3906101000	Poly(methyl methacrylate) in aquaeousdispersions	24,973	462,972	70,524	1,363,763
3906109000	Oth poly(methyl methacrylate)in other form	527,726	7,477,421	1,587,440	19,899,783
3906901100	Oth acrylic copolymers in aquaeousdispersions	190,501	2,776,132	460,349	6,134,664
3906901900	Oth acrylic copolymers in other forms	844,976	10,610,357	2,255,498	25,115,078
3906909100	Oth acrylic polymers in aquaeousdispersions	801,885	5,987,199	1,169,778	9,655,536
3906909900	Oth acrylic polymers in other forms	4,360,465	36,884,893	11,663,710	99,093,969
3907100000	Polyacetals	531,953	5,571,978	1,337,631	14,244,948
3907200000	Other polyethers	4,752,985	44,581,422	10,615,163	98,738,549
3907302000	Epoxide resins based powder coating	69,807	1,005,139	367,392	4,183,231
3907303000	Epoxide resins in liquids/pastes	926,775	10,321,828	3,947,714	40,632,624
3907309000	Epoxide resins in oth form	955,268	9,716,577	4,360,705	38,292,479
3907400000	Polycarbonates	2,999,079	35,475,087	9,527,224	100,612,131
3907500000	Alkyd resins	92,807	1,228,201	274,676	3,003,365
3907601000	Poly(ethylene terephthalate) in aqueousdispersions	35,179	278,534	64,229	557,431
3907609000	Poly(ethylene terephthalate) in oth form	4,779,515	61,018,206	7,411,754	89,664,166
3907700000	Poly(lactic acid)	26,504	163,198	86,186	632,995
3907912000	Oth polyesters unsaturated in chip form	10,300	75,408	7,238,784	30,437,843
3907919000	Oth polyesters unsaturated in oth form	473,602	4,088,519	1,546,304	10,045,666
3907994000	Oth polyester satureted based powdercoating	50,762	679,172	143,422	1,374,924
3907999000	Oth polyesters saturated in oth form	2,920,971	31,208,768	6,117,343	59,329,311
3908101000	Polyamides in primary forms, polyamide-6	4,964,712	50,686,855	15,421,418	141,099,610
3908109000	Oth polymde-6,-11,-12,-6,6,-6,9,-6,10	1,492,272	14,155,865	4,923,925	48,772,581
3908900000	Other polyamides	473,281	3,344,936	1,416,907	11,409,010
3909101000	Urea resins, thiourea resin in mouldingcompound	307,996	3,281,665	805,177	6,398,862
3909109000	Other urea resins	152,563	2,877,598	360,580	5,287,906
3909201000	Melamine resins in moulding compound	300,029	3,212,117	482,797	6,339,706
3909209000	Other melamine resins	173,506	1,597,472	786,515	6,272,281
3909301000	Oth amino-resins in moulding compound	248,659	2,604,816	460,288	4,500,456
3909309000	Oth amino-resins, oth thn mouldingcompound	587,509	5,652,250	1,754,247	14,491,290
3909401000	Phenolic resins in moulding compound	138,011	1,413,903	360,694	3,479,578
3909409000	Other phenolic resins	1,374,689	14,155,152	2,534,548	27,861,837
3909500000	Polyurethanes	2,045,009	19,393,722	7,025,000	63,587,209
3910002000	Silicones in dispersions or in the formof solutions	374,063	5,534,482	1,778,911	23,708,067
3910009000	Silicones in oth forms	443,079	6,044,936	2,148,200	29,597,870
3911101000	Petroleum,coumarone,indene/coumaroneinde in liquid or pastes	163,138	906,767	430,974	3,217,106
3911109000	Petroleum, coumarone, indene/coumaroneindene in oth form	1,973,469	15,924,292	3,984,160	33,107,736
3911900000	Oth petroleum, coumarone, indene/coumaroneindene in oth form	1,156,088	11,586,915	3,937,392	35,249,306
3912110000	Cellulose acetates non-plasticised	5	77,961	57	77,666
3912120000	Cellulose acetates plasticised	20,705	145,730	147,746	876,333
3912201100	Water-based semi-finished nitrocellulosecellulose nitrates non plasticised	192	1,102	1,548	8,514
3912201900	Oth cellulose nitrates non plasticised	354,973	4,433,180	921,479	9,827,766
3912202000	Cellulose nitrates plasticised	11,806	205,766	33,264	595,853
3912310000	Carboxymethylcellulose & its salts	528,723	7,081,253	1,600,797	19,775,828
3912390000	Oth cellulose ethers	302,420	3,261,228	1,844,897	20,412,863
3912902010	Regenerated cellulose	6,386	114,874	40,200	497,885
3912902090	Other regenerated cellulose	102,322	991,641	496,892	4,360,894
3912909000	Oth cellulose in other form	322,468	2,826,194	1,445,639	13,831,744
3913100000	Alginic acid, its salts & esters	92,840	1,081,253	430,245	5,674,190
3913900000	Oth natural polymers & its modified, inprimary form	262,498	2,790,921	1,290,517	12,525,775
3914001000	Ion-exchangers based on plymrs of headof a kind used	132,720	2,136,737	264,050	5,875,435
3914009000	Oth ion-exchangers based on plymrs ofhead of a kind used	19,782	2,142,393	58,327	7,459,469
3915100000	Waste, parings & scrap, of polymers ofethylene	649,441	7,600,755	176,358	1,980,253
3915901000	Waste, parings & scrap, of copolymers ofvinyl acetate	0	132,728	0	46,733
3915909000	Waste, parings & scrap, of other plastic	4,516,222	23,864,993	1,782,361	9,063,935
3916101000	Monofilament of polymers of ethylenechloride	168	15,489	1,600	56,115

I.3. IMPOR MENURUT KOMODITI / IMPORT BY HS COMMODITY  
 \*\*\* NOVEMBER / NOVEMBER 2010 \*\*\*

HS	Uraian Komoditi Commodity Description	Berat Bersih / Net Weight (Kg)		Nilai / Value C.I.F (US\$)	
		Bulan ini Current Month	Kumulatif Cum.Jan. to date	Bulan ini Current Month	Kumulatif Cum.Jan. to date
3916102000	Monofilament of polymers of ethylenorods, sticks and profile shapes	490	64,051	87,241	545,813
3916201000	Monofilament of polymers of vinylchloride	10,800	243,841	51,317	1,021,463
3916202000	Monofilament of polymers of vinylrods, sticks and profile shapes	65,380	730,629	111,032	1,390,076
3916904000	Monofilament of other plasticsof hardened proteins	871	33,570	4,554	198,042
3916909000	Oth monofilament of other plastics	137,008	1,344,065	687,721	8,086,594
3917101000	Artificial guts (sausage casings) ofhardened proteins	1,707	61,686	46,632	1,624,000
3917109000	Artificial guts (sausage casings) ofcellulosic materials	49,377	997,569	652,849	7,449,788
3917210000	Tube,pipe,hose,fitting therefor ofplastic of polymers of ethylene	55,814	1,493,388	338,704	5,021,532
3917220000	Tube,pipe,hose,fitting therefor ofplastic of polymers of propylene	7,337	355,997	39,791	1,664,667
3917230000	Tube,pipe,hose,fitting therefor ofplastic of polymers of vinyl chloride	45,747	1,018,717	152,936	1,993,372
3917290000	Tube,pipe,hose,fitting therefor ofplastic of other plastics	260,344	3,268,063	1,899,176	14,642,851
3917310000	Flexible tubes, pipes and hoses havea minimum burst pressure of 27.6 mpa	73,483	887,111	268,669	3,893,880
3917321000	Sausage & ham casings, without fittingsof plastics	12,480	159,936	60,086	1,867,483
3917329000	Oth unflexible tubes, pipes & hoses, notreinforced, without fittings	184,201	2,120,038	1,537,795	33,430,690
3917330000	Oth, not reinforced/otherwise combinedwith oth materials/fittings of 3917.30	3,606	242,914	33,235	682,158
3917390000	Oth tubes, pipes and hoses	341,390	4,239,095	1,023,029	10,074,706
3917400000	Fittings of plastics	401,295	4,035,325	2,516,427	17,748,337
3918101100	Tiles of polymers of vinyl chloride	24,295	613,645	58,113	1,196,150
3918101900	Oth floor covering of polymers of vinylchloride	1,928,141	20,628,146	1,302,549	11,311,206
3918109000	Wall or ceiling coverings of polymers ofvinyl chloride	716,772	5,532,592	707,995	5,632,844
3918901100	Tiles, of polyethylene	53,215	397,387	64,430	777,210
3918901300	Oth floor coverings of polyethylene	219,254	1,484,905	160,822	1,944,190
3918901900	Oth floor coverings of oth plastics	26,203	883,009	51,068	1,501,230
3918909100	Wall or ceiling covering of polyethylene	129,250	1,003,832	299,324	1,951,346
3918909900	Wall or ceiling coverings of oth plastic	143,339	1,248,078	291,005	3,090,897
3919101000	Tape in roll,width=<20cm,of polymers of vinyl chloride	55,282	812,938	366,596	5,285,524
3919102100	Tape in roll,width=<20cm,of polyethyleneused in mnfctre of telephonic/elect wir	128,224	830,403	537,454	3,543,613
3919102900	Tape in roll,width=<20cm,of polyethyleneused for other	223,683	1,955,189	1,176,292	15,581,834
3919109000	Oth self-adhesive plate, sheet, film,inroll, width =<20 cm, of oth plastics	577,359	5,255,504	3,670,557	36,875,512
3919901000	Oth self-adhesive plates, sheets, film,foil, tape of polymers of vinyl chloride	254,159	2,369,719	813,554	7,476,242
3919909000	Oth self-adhesive plates, sheets, film,foil, tape, strip of plastics	3,011,273	27,426,276	9,788,980	90,116,085
3920100000	Oth tape of polymer of ethylene,not formfg of telephonic/electric wire	2,295,477	22,192,920	6,093,644	61,512,190
3920200010	Bopp film, of polymers of propylene	1,339,251	25,379,623	2,456,895	44,316,449
3920200090	Oth tape of polymer of propyleneused as an adhesive by melting	828,788	9,043,650	1,946,396	21,098,838
3920301000	Polymers of styrene used as an adhesiveby melting	2,748	15,059	35,249	187,922
3920309000	Polymers of styrene not used asan adhesive by melting	18,448	356,085	161,235	1,490,211
3920430000	PVC tape weight >6% of plasticiser usedot than mfg of telephonic/electric wire	676,768	5,559,729	1,493,995	11,395,871
3920490000	Oth of polymers of vinyl chloride	1,018,198	10,384,542	2,104,522	22,873,368
3920510000	Oth plate,sheet,film,foilorstrip of acrypolymers of methyl methacrylate	8,511	25,369	17,264	106,000
3920590000	Oth plates,sheets,film,foil & strip othacrylic polimer of methyl methacrylate	39,195	507,012	128,644	1,593,657
3920610000	Film, of polycarbonates	619,527	4,690,519	2,084,596	15,744,531
3920621000	Film, of poly(ethylene terephthalate)used as an adhesive by melting	1,726,091	14,325,847	5,526,904	41,613,128
3920629000	Oth plate,sheet,foil & strip of poly-(ethylene terephthalate)	71,896	825,432	551,918	7,366,865
3920630000	Tapes, of unsaturated polyesters,	29,287	270,273	44,729	527,060
3920690000	Tapes, of oth polyesters, used as anadhesive by melting	1,025,423	13,192,495	3,504,552	35,934,705
3920711000	Cellophane film	177,989	1,880,833	822,807	8,808,724
3920712000	Viscose tear-off ribbon, foil	5,222	60,035	57,074	357,680
3920719000	Oth plate,sheet & strip of regeneratedcellulose usedoth than adhesive by melti	5,778	91,929	57,744	1,308,757
3920730000	Cellulose acetate, plasticized, usedas an adhesive by melting	115	225	540	7,969
3920790000	Plate,sheet,foil & strip of oth celluloderivatives	0	4,638	0	6,635
3920911000	Film of poly(vinyl butyral),thickness0.38~0.76mm width <= 2m	85,531	1,271,364	439,764	6,188,335
3920919000	Oth film of poly(vinyl butyral),plate,	46,703	1,000,609	430,900	3,936,712
3920921000	Plate,sheet,foil & strip of nylon 6of polyamides	3,682	82,531	58,505	588,599
3920922000	Plate,sheet,foil & strip of polyamides,used as an adhesive by melting	34	34	374	374
3920929000	Plate,sheet,foil & strip of othpolyamides	110,611	699,227	517,903	3,166,070
3920931000	Plate,sheet,foil & strip of melamine,of amino-resins	0	25,757	0	216,774
3920939000	Oth plate,sheet,foil & strip of aminoused oth than an adhesive by melting	0	41,926	0	170,669
3920941000	Phenol formaldehyde (bakelite) sheets	174,698	814,510	210,762	1,435,851
3920949000	Oth plate,sheet,foil & strip of phenolicresins	35,384	182,472	38,741	352,754
3920990010	Corrugated sheets & plates, of otherplastics	4,357	965,429	16,399	1,471,872
3920990090	Oth plate,sheet,foil & strip of otherplastics	143,697	3,287,095	745,483	9,044,113
3921111000	Plates & sheets, cellular, of polymersof styrene	83,886	1,919,295	169,993	3,340,406
3921119000	Film, foil& oth strip, cellular, ofoth than plate and sheet	48,337	725,215	417,120	4,114,022
3921120000	Tapes of PVC,in plates & sheets formused as mfg telepni/elect.wire	1,873,113	9,637,262	1,660,784	11,277,452
3921130000	Plates & sheets of polyurethanes	110,991	1,152,338	1,085,252	7,242,366
3921141000	Plates and sheets of regeneratedcellulose	13,453	56,064	39,072	162,272
3921149000	Film,foil & oth strip of regeneratedcellulose used in mfg telepnic/elect.wir	24,389	284,562	93,226	532,533
3921191000	Tapes in plate & sheet,of oth plastics	142,237	1,674,905	567,242	6,461,646
3921199000	Tapes in oth form,used in the oth thanmfg of telephonic/electric wire	1,539,481	13,851,572	2,342,165	18,851,359
3921902000	Plates & sheets, not cellular plateand sheet	1,625,128	12,549,502	2,059,235	15,999,671
3921909000	Film,foil & oth strip, not cellularoth than plate and sheet	1,992,266	15,948,788	4,637,613	37,634,127
3922100000	Baths, shower-baths, sinks & washbasins	142,972	1,177,650	585,097	5,940,846
3922201000	Lavatory covers of plastic	39,079	392,846	145,592	1,822,921
3922202000	Lavatory seats, of plastics	7,373	81,040	20,337	275,915
3922901100	Parts of flushing cisterns, of plastics	9,383	100,025	62,643	638,351
3922901900	Flushing water closets (lavatory pans)and urinals	49,371	286,072	115,020	919,274
3922909000	Similar sanitary ware, of plastics	109,965	1,169,033	349,484	2,547,277
3923100000	Boxes used for cinematographic films,tape and disks	1,171,247	12,429,879	4,163,884	39,343,696



I.3. IMPOR MENURUT KOMODITI / IMPORT BY HS COMMODITY  
 \*\*\* NOVEMBER / NOVEMBER 2010 \*\*\*

HS	Uraian Komoditi Commodity Description	Berat Bersih / Net Weight (Kg)		Nilai / Value C.I.F (US\$)	
		Bulan ini Current Month	Kumulatif Cum.Jan. to date	Bulan ini Current Month	Kumulatif Cum.Jan. to date
3923211000	Aseptic bag of polymers of ethylene withaluminium foil in forcing material	25,377	376,637	296,331	4,002,380
3923219000	Oth sacks & bags, of polymers ofethylene	1,010,563	8,328,831	3,264,568	27,543,323
3923290000	Oth articles for the conveyance or packing of goods of oth plastics	1,121,617	9,064,107	4,190,620	33,416,798
3923301000	Toothpaste tubes container, of plastic	3,842	22,770	29,478	206,616
3923309000	Carboys, bottles, flasks & similararticle, not tootpaste tube container	1,031,399	12,118,199	3,524,055	41,427,655
3923400000	Spool,cop,bobbin & similar support	130,586	1,596,506	887,745	10,452,172
3923500000	Stoppers, lids, caps and other closures	632,063	6,297,885	4,247,672	36,627,621
3923900000	Oth articles for the conveyance/packinggoods of plastics	792,006	8,261,559	3,086,574	33,619,941
3924100000	Tableware & kitchenware	150,529	2,195,688	595,264	6,160,641
3924901000	Bed pans, urinals (portable type) &chamber pots	15,345	173,340	38,421	721,753
3924909000	Oth household & toilet articles, ofplastics	618,136	5,864,057	3,161,025	27,347,163
3925100000	Reservoirs,tanks,vats & similar contain.capacity <= 300l	24,340	290,616	43,054	645,127
3925200000	Doors, windows & their frames & threshold for doors	110,051	1,821,875	120,258	2,283,486
3925300000	Shutters,blinds (includ venetian blinds)and similar articles and parts	32,366	609,056	84,479	1,276,263
3925900000	Oth builders ware of plastics, not elsewhere specified	148,924	2,473,972	529,892	4,822,399
3926100000	Office or school supplies of plastics	143,150	2,029,989	463,513	5,148,721
3926206000	Articles of apparel used for protectionof plastics	8,023	169,791	135,886	1,348,531
3926209000	Oth articles of plastics, including belt	844,739	5,791,400	3,659,684	29,118,063
3926300000	Fittings for furniture, coachworkor the like	132,553	1,245,105	357,901	4,174,615
3926400000	Statuettes & othornamental articles	80,160	745,573	272,020	2,039,801
3926901000	Floats for fishing nets, of plastics	16,875	752,483	68,725	8,664,724
3926902000	Fan & handscreen, frame & handlethereof and parts	12,830	679,547	27,991	3,180,478
3926903200	Plastic moulds with denture prints	862	4,810	8,208	44,428
3926903900	Oth hygienic, medical & surgical	301,628	2,717,347	9,011,836	38,304,303
3926904100	Police shields, of plastics	0	64	0	505
3926904200	Protective mask & similar article forused in welding & similar works	25,405	219,033	137,709	1,885,613
3926904400	Life saving cushions for protection ofpersons falling from heght	0	2,661	0	125,785
3926904500	Reflected light nails, of plastics	2,391	12,751	55,446	123,520
3926904900	Oth safety & protective devices,	87,861	688,559	371,198	3,991,408
3926905300	Transmission or conveyor belts or beltin	46,651	619,124	440,119	5,823,928
3926905500	Plastic j-hooks & bunch blocks fordetonator	1,930	79,573	37,848	1,612,446
3926905900	Oth industrial articles, of plastics	670,953	5,214,805	8,164,515	65,039,094
3926906000	Nipple former,breastshell,nipple shield,hand expression furnel	1,525	13,018	2,874	232,811
3926907000	Corset busks & similar supports forarticles of appareo or clothing accessor	20,706	336,896	194,064	1,949,548
3926908000	Cards for jewelleryorsmall objects ofpersonal adornment	137,331	1,318,576	479,379	3,794,232
3926909000	Oth articles of plastics & othmaterial	2,016,174	28,163,387	9,337,072	95,898,383
4001101100	Natural rubber latex,cont ammonia >=0.5% catrige concentrate	638,202	9,417,172	1,363,568	18,700,488
4001101900	Natural rubber latex,cont ammonia >=0.5% processed by other methods	34	2,600,547	902	5,560,596
4001102100	Natural rubber latex,cont ammonia <0.5% centrifuge concentrate	0	76,401	0	210,441
4001102900	Natural rubber latex,cont ammonia <0.5% processed by other methods	120,699	618,690	503,474	1,962,342
4001211000	Natural rubber in smoked sheets,rss grade 1	0	45,000	0	88,520
4001214000	Natural rubber in smoked sheets,rss grade 4	0	177,632	0	538,232
4001219000	Natural rubber in oth forms	0	215,878	0	486,310
4001221000	Tsmr, standard indonesian rubberSIR 3 cv	1,462	317,320	9,492	789,337
4001222000	Tsmr, oth standard indonesianrubber	25,848	1,229,798	64,054	2,835,468
4001229000	Oth tehnicly specified naturalrubber (TSNR)	272,447	801,841	892,957	2,377,236
4001291000	Air-dried sheet,oth natural rubberin other form	0	20,001	0	65,802
4001293000	Sole crepe	0	1	0	6
4001295000	Oth crepe	0	1	0	2
4001296000	Superior processing rubber	0	5	0	52
4001297000	Skim rubber	5,593	30,339	32,105	135,863
4001298000	Scrap (tree,earthorsmoked) & cuplunp	0	9	0	136
4001299000	Oth natural rubber in oth forms	10	17,950	635	90,583
4001309900	Oth balata,gutta-percha,guayule,chiclesimilar, in other form	1,659	31,473	4,040	122,108
4002110000	Styrene-butadiene rubber (SBR), inlatex form	1,129,962	13,580,131	1,640,528	20,471,960
4002190000	Carboxylated styrene-butadine rubber(SBR) in other form	9,003,549	90,123,365	20,615,179	196,946,465
4002200000	Butadiene rubber (BR)	6,319,019	50,662,852	17,683,571	129,820,554
4002310000	Isobutene-isoprene (butyl) rubber (IIR)	985,097	12,255,976	3,552,918	46,438,834
4002390000	Halo isobutane-isoprene rubber(CIIR of BIIR)	576,458	4,981,809	2,190,505	19,060,517
4002410000	Chloroprene (chlorobutadiene) rubberin latex form	126,167	1,956,333	294,380	3,880,744
4002490000	Chloroprene (chlorobutadiene) rubberin other form	579,725	5,225,225	2,328,599	18,594,148
4002510000	Acrylonitrile-butadiene rubber (NBR),in latex form	743,271	8,577,255	1,374,623	13,951,037
4002590000	Acrylonitrile-butadiene rubber (NBR),in other form	429,361	5,230,090	1,260,168	14,205,306
4002601000	Isoprene rubber (IR) in primary forms	20,160	92,144	67,032	353,713
4002609000	Isoprene rubber (IR) in other forms	116,060	1,458,588	381,582	4,703,544
4002700000	Ethylene-propylene-non-conjugateddiene rubber (EPDM)	815,280	9,067,500	2,598,060	28,298,163
4002801000	Mixture of natural rubber latex withsyntetic rubber latex	0	429,303	0	1,047,655
4002809000	Oth mixture of natural rubber latex withsyntetic rubber latex	15,209	424,842	19,962	1,185,170
4002911000	Oth synthetic rubber latex & facticederived from oils of poly graft natural	0	1,802,296	0	2,891,417
4002919000	Oil synthetic rubber& factice derivedfrom oils of other latex	709,005	5,099,212	961,930	5,756,977
4002991000	Oth synthetic rubber & factice derivedfrom oils in oth form	52,000	459,904	196,680	1,929,170
4002999000	Oth synthetic rubber latex & facticederived from oils	246,657	1,967,752	996,797	7,249,671
4003000000	Reclaimed rubber in primary formsoarin plates, sheets or strips	1,183,460	14,506,808	685,397	8,850,891
4004000000	Waste,paring & scrap of rubber (othhard rubbers)	1,161,278	8,738,711	594,750	5,547,891
4005100000	Compounded rubber with carbon blacksilica, unvulcanised	247,951	3,647,949	1,240,472	17,439,377
4005200000	Compounded rubber with solutions,oth subheeding 4005.10	63,321	648,536	99,660	1,173,336
4005910000	Compounded rubber,unvulcanised,inplates, sheets, & strip	235,765	2,035,840	1,121,299	8,270,257
4005990000	Compounded rubber,unvulcanised,inoth form	420,660	3,638,295	2,153,115	12,231,839

I.3. IMPOR MENURUT KOMODITI / IMPORT BY HS COMMODITY  
 \*\*\* NOVEMBER / NOVEMBER 2010 \*\*\*

HS	Uraian Komoditi Commodity Description	Berat Bersih / Net Weight (Kg)		Nilai / Value C.I.F (US\$)	
		Bulan ini Current Month	Kumulatif Cum.Jan. to date	Bulan ini Current Month	Kumulatif Cum.Jan. to date
4006100000	"camel-back" strips for retreading rubber tyres, unvulcanised	112,123	1,084,351	183,488	1,250,072
4006900000	Oth forms & articles of unvulcanised rubbers	26,721	762,797	381,357	5,842,978
4007000000	Vulcanised rubber thread & cord.	255,704	3,071,015	952,570	13,198,985
4008110000	Plates, sheets, & strip of cellular rubber	115,424	2,225,092	463,695	7,329,746
4008190000	Oth forms of cellular rubber	132,939	1,439,714	172,404	2,031,351
4008210000	Plates, sheets & strip of non-cellular rubber	124,185	1,901,343	546,087	4,674,008
4008290000	Oth forms of non-cellular rubber	53,928	1,582,062	412,472	5,534,225
4009110000	Tube, pipe & hose, not reinforced/other material without fitting	189,477	2,245,787	1,305,225	13,170,361
4009120000	Tube, pipe & hose, not reinforced/other material with fitting	77,367	1,015,785	524,519	8,072,280
4009211000	Mining slurry suction & discharge hose, without fitting	681	13,524	7,381	384,653
4009219000	Oth tube, pipe & hose, reinforced with other materials without fittings	125,708	1,624,343	1,389,379	14,829,569
4009221000	Mining slurry suction & discharge hose, with fittings	9	11,237	2,858	139,223
4009229000	Oth tube, pipe & hose, reinforced with other materials with fitting	182,377	3,000,788	966,884	18,503,478
4009311000	Mining slurry suction & discharge hose, reinforced w textile, without fitting	100	47,190	2,596	162,775
4009319000	Oth tube, pipe & hose, reinforced with textile, without fitting	216,611	2,416,366	2,785,238	21,624,333
4009321000	Mining slurry suction & discharge hose, reinforced w textile, with fitting	750	51,024	9,117	296,005
4009329000	Oth tube, pipe & hose, reinforced with textile, with fitting	37,036	447,983	668,600	6,250,284
4009411000	Mining slurry suction & discharge hose, reinforced w oth materials, without fitting	135,038	332,231	829,024	1,034,960
4009419000	Oth tube, pipe & hose, reinforced with other material, without fitting	238,953	2,568,219	1,075,002	10,226,033
4009421000	Mining slurry suction & discharge hose, reinforced w oth materials, with fitting	4,419	23,702,583	56,407	1,352,560
4009429000	Oth tube, pipe & hose, reinforced with other material, with fitting	263,447	3,260,189	3,329,100	43,132,997
4010111000	Conveyor belts/belting, reinforced with metal, width > 20cm	5,004	364,115	34,229	1,434,422
4010119000	Conveyor belts/belting, reinforced with metal, width <= 20cm	15,409	666,496	384,605	4,692,399
4010121000	Conveyor belts/belting, reinforced with textile, width > 20cm	68,175	581,311	196,685	1,509,727
4010129000	Conveyor belts/belting, reinforced with textile, width <= 20cm	227,197	1,694,766	539,568	3,577,239
4010191000	Oth conveyor belts/belting, reinforced with oth; width > 20cm	41,985	714,739	486,448	4,878,131
4010199000	Oth conveyor belts/belting, reinforced with oth; width <= 20cm	584,593	4,453,588	2,572,161	17,549,680
4010310000	V-belts, V-ribbed, 60cm < outside circum ference <= 120cm	27,259	390,462	378,035	4,039,706
4010320000	V-belts, oth than V-ribbed, 60cm < outside circum ference <= 120cm	16,834	191,751	478,704	4,772,563
4010330000	V-belts, V-ribbed, 120cm < outside circum ference <= 240cm	4,506	57,576	75,001	947,454
4010340000	V-belts, oth than V-ribbed, 120cm < outside circum ference <= 240cm	123	2,104	4,027	58,729
4010350000	Endless synchronous belt, 60cm < outside circum ference <= 150cm	109,814	191,486	624,626	1,165,058
4010360000	Endless synchronous belt, 150cm < outside circum ference <= 198cm	289	924	4,625	27,580
4010390000	Oth transmission belts/belting	164,407	3,785,356	2,849,406	30,823,887
4011100000	New pneumatic tyres, of rubber of a kind used on motor cars	1,319,368	9,901,431	4,452,324	32,057,425
4011201000	New pneumatic tyre, of rubber used on buses/lorries, width < 450mm	3,563,933	29,351,918	8,742,350	59,074,913
4011209000	New pneumatic tyre, of rubber used on buses/lorries, width >= 450mm	1,105,681	8,077,371	3,438,362	21,450,638
4011300000	New pneumatic tyres, of rubber of a kind used on aircraft	64,110	448,882	618,966	4,290,505
4011400000	New pneumatic tyres, of rubber of a kind used on motorcycles	160,698	914,322	449,324	2,386,876
4011500000	New pneumatic tyres, of rubber of a kind used on bicycles	151,782	1,225,593	272,397	2,290,676
4011610000	New pneumatic tyres, of rubber used on agricultural/forestry vehicles & machine	72,040	549,730	206,805	1,507,025
4011620000	New pneumatic tyres, of rubber, rim size < 61 cm, used on const./ind. vehicles mach.	34,773	636,892	117,666	2,194,962
4011630000	New pneumatic tyre, of rubber, rim size >= 61 cm, used on const./ind. vehicles mach	66,335	370,903	290,527	1,605,181
4011690000	New pneumatic tyre, of rubber, used for oth purpose	652,618	9,051,469	4,016,626	47,610,983
4011920000	Oth new pneumatic tyre, of rubber, used on agricul./forestry vehicles mach.	83,100	1,487,630	176,521	6,401,820
4011930000	Oth new pneumatic tyre, of rubber, rim size < 61 cm, used on const./ind. vehicles mach	158,932	2,644,326	82,812	3,518,753
4011941000	Oth new pneumatic tyre, of rubber, rim size >= 61 cm, used on earth mov. mach.	28,916	709,668	104,579	3,493,509
4011949000	Oth new pneumatic tyre, of rubber, rim size >= 61 cm, used for oth. purposer	414,657	7,475,260	2,934,729	51,944,001
4011991000	Oth new pneumatic tyre, of rubber, used on vehicles of chap. 87	1,044,142	11,173,690	8,089,651	63,575,894
4011992000	Oth new pneumatic tyre, of rubber, used on earth moving mach.	222,615	2,530,938	1,337,475	14,168,988
4011993000	Oth new pneumatic tyre, of rubber, used for oth, width > 450mm	7,744	743,443	55,709	20,765,860
4011999000	Oth new pneumatic tyre, of rubber, used for oth, width < 450mm	700,553	5,217,089	4,503,921	33,500,830
4012110000	Retreaded tyres, used on motor cars	0	1,518	0	12,793
4012121000	Retreaded tyres, used on buses/lorries, width < 450mm	0	354	0	905
4012129000	Retreaded tyres, used on buses/lorries, width >= 450mm	21,812	372,439	11,231	1,024,011
4012130000	Retreaded tyres, used on aircraft	15,040	213,244	76,104	1,037,197
4012191000	Retreaded tyres, used on motorcycles	0	1	0	21
4012192000	Retreaded tyres, used on bicycles	29,069	89,680	16,149	126,769
4012193000	Retreaded tyres, used on earth moving machinery	0	728	0	3,870
4012194000	Retreaded tyres, used on oth vehicles of chapter 87	4	131	8	1,052
4012199000	Retreaded tyres, used for oth purposes	9	12,636	198	67,054
4012201000	Used pneumatic tyres, used on motor cars	0	8	0	187
4012202100	Used pneumatic tyres, used on buses/lorries, width < 450mm	0	5,044	0	6,874
4012202900	Used pneumatic tyres, used on buses/lorries, width >= 450mm	0	33,416	0	5,186
4012209900	Used pneumatic tyres, used on oth purposes, oth than of furskin	0	4,054	0	4,836
4012901100	Solid tyres, of ext dia < 100 mm for vehicles of chapter 87	1,539	33,076	13,709	160,695
4012901200	Solid tyres, 100 mm < ext dia < 100 mm for vehicles of chapter 87	15	2,078	191	33,541
4012901300	Solid tyres, external diameter > 250 mm, width < 450mm, used of chap. 87.09	0	3,954	0	22,076
4012901400	Oth solid tyres, external diameter > 250 mm, width < 450mm, used of chap. 87.	8,630	26,490	27,265	85,815
4012901500	Oth solid tyres, external diameter > 250 mm, width > 450mm, used of chap. 87.09.	0	6,692	0	23,911
4012901600	Oth solid tyres, external diameter > 250 mm, of a width > 450 mm	0	148,265	0	585,320
4012901900	Other solid tyres	23,331	129,283	74,741	502,786
4012902100	Solid tyres, external diameter < 100 mm,	137	243	1,565	6,585
4012902900	Oth cushion tyres	870	12,760	631	37,252
4012907000	Replaceable tyre treads, width < 450mm	58,533	192,451	185,609	607,628
4012908000	Tyre flaps	22,769	194,673	58,799	585,862
4012909000	Oth retreaded/used pneumatic, solid/cushion tyres, of rubber	89,643	772,823	216,852	1,835,211
4013101100	Inner tubes, of rubber, used on motor car width tyres < 450mm	52,196	543,870	50,359	1,006,282

I.3. IMPOR MENURUT KOMODITI / IMPORT BY HS COMMODITY  
 \*\*\* NOVEMBER / NOVEMBER 2010 \*\*\*

HS	Uraian Komoditi Commodity Description	Berat Bersih / Net Weight (Kg)		Nilai / Value C.I.F (US\$)	
		Bulan ini Current Month	Kumulatif Cum.Jan. to date	Bulan ini Current Month	Kumulatif Cum.Jan. to date
4013101900	Inner tubes,of rubber,used on motor carwidth tyres>450mm	1,743	131,616	1,613	471,909
4013102100	Inner tubes,of rubber,used on bus/lorriwidth tyres<450mm	53,191	210,128	131,772	596,969
4013102900	Inner tubes,of rubber,used on bus/lorriwidth tyres>450mm	47,630	282,568	147,530	523,527
4013200000	Inner tubes,of rubber,used on bicycles	104,705	830,652	112,589	1,213,288
4013901100	Inner tube,of rubber,use on earth movingwidth tyres<450mm	2,788	16,239	15,424	107,888
4013901900	Inner tube,of rubber,use on earth movingwidth tyres>450mm	3,379	21,242	16,441	71,644
4013902000	Inner tube,of rubber,used on motorcycleor motor scooters	208,873	2,035,614	180,224	1,764,946
4013903100	Inner tube,of rubber,used on oth vehicleof chap.87, width tyres<450mm	0	3,376	0	13,083
4013903900	Inner tube,of rubber,used on oth vehicleof chap.87, width tyres>450mm	0	87,044	0	103,409
4013904000	Inner tube,of rubber,used on aircraft	0	511	0	13,832
4013909100	Oth inner tube,of rubber,suitable forfitting to tyres of width<450mm	21,466	161,793	20,919	469,498
4013909900	Oth inner tube,of rubber,suitable forfitting to tyres of width>450mm	34,582	404,740	79,574	686,135
4014100000	Sheath contraceptives	60,345	653,067	1,368,556	7,966,158
4014901000	Teats for feeding bottles & similar kind	43,949	205,422	206,271	1,765,917
4014904000	Stoppers for pharmaceutical use	29,577	268,208	513,785	4,976,774
4014909000	Oth hygienic/pharmaceutical articles,ofvulcanised rubber	17,686	173,379	118,770	1,846,908
4015110000	Gloves, mittens & mitts, surgical	105,268	1,050,583	604,083	6,034,744
4015190000	Gloves, mittens & mitts, for otherpurposed	107,570	1,192,267	698,522	5,379,311
4015900000	Oth article of apparel, clothing accessfor all purposed	35,260	240,560	257,000	2,440,807
4016100000	Oth articles of vulcanised rubber otherof cellular rubber	25,072	351,213	111,575	1,340,723
4016911000	Mats	120,551	722,846	247,266	2,304,797
4016919000	Floor coverings	62,162	499,370	207,450	1,429,848
4016921000	Eraser tips	59,787	602,371	85,399	2,223,371
4016929000	Other erasers	58,644	415,820	118,995	1,690,132
4016931000	Gaskets, coverings & oth, packing forelectrolytic capacitor	29,054	250,122	673,861	5,270,186
4016939000	Oth gaskets, washers & oth seals	553,285	7,585,784	9,372,808	97,168,437
4016940000	Boat/dock fenders,whether/not inflatable	181,021	1,137,758	480,047	4,558,202
4016950000	Oth articles of vulcanised rubber,	55,854	335,709	512,290	1,770,093
4016991100	Oth article of vulcanised rubber,forvhcof heading 87.02~87.05&87.11	297,831	3,016,165	4,081,652	42,600,572
4016991200	Oth article of vulcanised rubber,forvehicles 87.09,87.13,87.15&87.16	4,948	75,821	73,655	1,033,949
4016991700	Oth article of vulcanised rubber,forfor bicycles of heading 87.12	5,087	16,122	5,352	41,489
4016991900	Oth parts & access for vehicles ofrubber	46,455	348,739	356,644	3,295,625
4016992000	Parts & access of rotochutes ofheading 88.04	266	13,780	17,325	257,094
4016993000	Rubber bands	1,048,923	3,570,317	1,607,650	7,114,480
4016995100	Rubber rollers	6,308,258	7,465,090	531,015	5,190,404
4016995900	Oth article of a kind used in machinery/mechanical/electrical appliances, & oth	29,138	931,474	1,145,429	13,802,503
4016996000	Rail pad, of rubber	13,298	23,399	72,268	207,782
4016997000	Structural bearings including bridgebridge bearings, oth than rail pad	1,787	47,421	17,086	357,253
4016998000	Rubber grommets & rubber cover forautomotive wiring harness	122,627	1,385,034	1,948,278	18,119,908
4016999000	Oth articles of vulcanised rubber foroth purposed	256,963	2,652,728	2,892,329	20,717,450
4017000000	Hard rubber in all form,include waste &scrap, articles of hard rubber	22,747	501,948	231,948	3,127,469
4101200000	Whole hide & skin,weight/skin<8kg(simplydried), 10kg(dry-salt), 16kg(fresh)	1,357,435	10,406,939	597,865	4,827,006
4101500000	Whole hide & skin,of a weight >16 kg	65,101	864,898	89,700	1,305,136
4101900000	Oth raw hides & skin of bovine/equineanimals	50,910	1,749,549	22,429	666,199
4102100000	Raw skins of sheep/lambs with wool on	39,197	288,637	67,489	893,794
4102210000	Raw skins of sheep/lambs without wool on, pickled	8,200	73,198	73,950	516,837
4102290000	Oth raw skins of sheep/lambs withoutwool on, not pickled	118,435	2,050,058	52,622	1,047,641
4103200000	Raw hide & skin of reptiles	0	470	0	17,269
4103300000	Raw hide & skin of swine	0	42	0	1,382
4103900000	Raw hide & skin of oth animal	164,358	1,273,081	170,611	831,852
4104110010	Bovine leather,vegetable pre-tannedfull grains, wet state	37,870	1,021,595	67,027	3,481,126
4104110090	Oth tanned/crust hide & skin of bovine,wet state, full grains	713,066	7,533,270	968,564	9,587,031
4104190000	Oth tanned/crust hide & skin of bovine,wet state, not full grains	755,779	6,215,644	3,548,758	22,403,299
4104410000	Crust vegetable (semi-tanned) hide &skins, full grains	443,727	4,500,828	6,611,970	60,833,410
4104490000	Oth crust vegetable (semi-tanned) hide& skin, full grains	731,844	3,655,417	6,071,841	23,681,692
4105100000	Tanned/crust skins of sheep/lamb,without wool on, in the wet state	181,358	1,309,126	1,261,982	9,323,403
4105300000	Tanned/crust skins of sheep/lamb,without wool on, in dry state	12,514	61,875	513,578	2,956,331
4106210000	Tanned/crust hide & skin of goat/kid,in the wet state	0	24,449	0	144,849
4106220000	Tanned/crust hide & skin of goat/kid,in the dry state	940	35,731	25,941	510,474
4106320000	Tanned/crust hide & skin of swinein the dry state	4,682	19,717	44,745	396,387
4106920000	Oth tanned/crust hide & skin of oth,animals in the dry state	1,261	7,966	113,367	591,874
4107110000	Whole hides&skins,full grains,unsplitsof bovine/equine animals	98,864	1,080,385	2,010,159	19,163,292
4107120000	Whole hides & skins,grains splits,ofbovine/equine animals	11,005	521,179	337,106	9,932,116
4107190000	Oth whole hides & skins,of bovine/equine animals, in oth form	370,379	3,455,043	5,973,755	54,702,918
4107910000	Oth whole hide & skin,including side,ofbovine/equine animals, full grains	15,430	240,598	215,738	2,215,961
4107920000	Oth whole hide & skin,including side,ofbovine/equine animals, grain splits	60,862	435,219	1,689,059	11,149,293
4107990000	Oth whole hide & skin,including side,ofbovine/equine animals, in oth forms	305,361	1,861,156	3,885,035	23,447,398
4112000000	Leather further prepared after tanning,oth than leather of heading 41.14	35,541	374,182	816,779	7,951,911
4113100000	Leather further prepared after tanning,of goats or kids	40,637	244,273	1,627,830	9,484,705
4113200000	Leather further prepared after tanning,of swine	70,357	446,098	775,026	5,395,962
4113300000	Leather further prepared after tanning,of reptiles	7	1,027	12,880	38,470
4113900000	Leather further prepared after tanning,of oth animals	20,602	78,125	452,311	1,980,076
4114100000	Chamois (including combinationchamoss leather	69,005	333,667	242,553	1,209,555
4114200000	Patent leather & patent laminatedleather, metalised leather	98,096	1,062,371	1,300,050	14,043,029
4115100000	Composition leather with basis ofleather in slabs, sheets/strip	31,882	247,771	955,195	6,558,814
4115200000	Paring&oth waste/of composition leather,not suitable for manuf. of leather artic	19	32,353	77	45,824
4201000000	Saddlery & harness for any animalof any materials	68	10,390	259	60,743
4202110000	School satchel,with outer surface ofleather, compositons/patent leather	40,878	464,484	194,053	1,820,031

I.3. IMPOR MENURUT KOMODITI / IMPORT BY HS COMMODITY  
 \*\*\* NOVEMBER / NOVEMBER 2010 \*\*\*

HS	Uraian Komoditi Commodity Description	Berat Bersih / Net Weight (Kg)		Nilai / Value C.I.F (US\$)	
		Bulan ini Current Month	Kumulatif Cum.Jan. to date	Bulan ini Current Month	Kumulatif Cum.Jan. to date
4202119000	Trunk,suit,vanity,executive,brief-caseswith outer surface of leather	107,266	579,489	881,433	3,392,207
4202121000	School satchel,with outer surface ofplastics/textile materials	17,127	218,948	23,364	366,376
4202129000	Trunk,suit,vanity,executive,brief-casesw out surface of plastics/textile mat.	799,960	6,720,094	2,991,351	22,623,510
4202191000	School satchel,trunk,suit,vanity,brief,of wood, iron, steel or zinc	0	47,989	0	63,095
4202199000	School satchel,trunk,suit,vanity,brief,ot oth materials	345,587	2,160,270	950,153	7,337,439
4202210000	Hand bag with outer surface of leatheror of patent leather	2,776	1,691,810	349,563	10,551,948
4202220000	Hand bag with outer surface of plasticshooting or of textile materials	555,267	3,946,351	2,388,379	18,923,715
4202290000	Hand bag with other outer surface	531,741	5,164,448	2,431,086	17,654,560
4202310000	Artcl in pocket/hand bag with outersurface of leather or of patent leather	26,280	185,199	148,781	1,797,424
4202320000	Artcl in pocket/hand bag with outersurface of plastics or of textile	145,139	1,119,744	826,307	4,299,923
4202390000	Article of kind normally carried pocketor in handbag with outer srfc of other	136,841	972,318	832,322	3,233,088
4202911000	Sport bags,with outer surface of leathercomposition leather/of patent leather	2,570	16,458	1,966	65,876
4202919000	Oth artcls with outer surface of leatheror of patent leather	211,787	625,920	556,004	3,055,971
4202921000	Bowling bags with outer surface ofplastic or of textile materials	2,845	19,781	22,831	158,110
4202929000	Other articles with outer surface ofplastic or of textile materials	95,036	659,270	475,808	4,819,944
4202991000	Bags, with outer surface of copper	734	17,373	3,322	68,595
4202999000	Oth than trunk, suit-cases,handbags,& similar containers	144,139	650,600	553,285	2,739,085
4203100000	Articles of apparelof leather or of composition leather.	3,740	43,837	55,821	906,743
4203210000	Gloves,mittens & mitts speciallydesigned for use in sports of leather	695	15,337	21,451	357,595
4203291000	Protective work gloves of leather orof composition leather	17,830	317,956	77,248	2,336,561
4203299000	Oth gloves, mittens & mitts of leatheror of composition leather	26,060	181,060	91,706	2,427,331
4203300000	Belts & bandoliers of leatheror of composition leather	138,433	990,922	629,658	5,090,690
4203400000	Oth clothing access of leatheror of composition leather	20,519	139,784	269,238	1,623,464
4205001000	Oth articles of leather or ofcomposition leather, boot laces ; mats	4,146	41,423	151,720	680,106
4205002000	Oth articles of leather,industrial safety belt & harnesses	12,240	114,925	46,162	643,782
4205003000	Leather strings or cords for jewelry orfor personal adornment	3,259	16,778	14,085	69,095
4205004000	Oth articles of leather/of compositionleather of a kind used in machinery	90	42,146	75	191,957
4205009000	Oth articles of leather oth thanboot laces,safety belt & leather string	2,568	51,955	31,234	502,742
4301100000	Raw furskins of mink, whole, with orwithout head, tail or paws	0	20,656	0	69,129
4301300000	Raw furskins of lamb, the followingastrakhan,broadtail, caracul, persian	0	339	0	4,543
4301600000	Raw furskins of fox, whole,with or without head, tail or paws	0	28	0	4,457
4301800000	Oth furskins, whole, with orwithout head, tail or paws	0	150	0	86,908
4301900000	Raw furskins, head, tails, paws & othpieces/cuttings,suitable for furriersus	0	1	0	44
4302190000	Tanned or dressed furskins, oth thanof mink & of lamb	447	20,840	13,622	602,154
4302200000	Tanned or dressed furskins,head,tails,paws,oth pieces/cutting not assembled	0	17	0	5,753
4302300000	Tanned or dressed furskins, whole skins& pieces or cuttings thereof assembled	0	1	0	367
4303100000	Articles of apparel, clothing accessof furskin	6,072	77,445	83,588	1,630,124
4303902000	Article for industrial purposes,oth than of furskin	18,282	30,095	6,196	72,988
4303909000	Oth than sport bag & article for industpurposes, oth than of furskin	10	1,166	106	20,176
4304001000	Artificial fur	4	15,302	39	227,426
4304002000	Article for indust purposesof artificioal fur	61	23,326	905	266,657
4304009100	Sport bags of artificial fur	0	15	0	57
4304009900	Artificial fur&articles thereof otharticle find purposes&sport bags	1	17,062	4	89,391
4401100000	Fuel wood,in logs,in billets,in twigsfaggots or in similar forms	2,050,676	39,238,019	546,436	8,767,420
4401210000	Coniferous, wood in chips or particles	0	4,115,003	0	395,498
4401220000	Non-coniferous	0	41,579	0	49,612
4401300000	Sawdust & wood waste & scrap,whetherer or not agglomerat in logs,briquet,pellet	373,755	2,058,865	152,969	889,731
4402100000	Wood charcoal(including shell or nutcharcoal), of bamboo	72	598	2,517	9,128
4402900000	Wood charcoal(including shell or nutcharcoal), of oth than bamboo	23,964	59,814	17,043	135,088
4403101000	Baulks, wood in the rough,treated withpaint,stains,creosote/oth preservatives	25,752	277,859	85,726	603,872
4403109000	Oth baulk,sawlog,pit-props,poles,pilestreated with paint	1,355,987	5,252,289	507,292	1,950,884
4403209010	Coniferous,oil damar, pulpwood	0	7,517	0	129,703
4403209090	Oth wood in the rough	4,672,767	23,212,963	203,164	1,786,838
4403411000	Baulks of dark red meranti, lightred meranti & meranti bakau	0	42,568	0	18,186
4403419090	Oth pulp,baulk,of dark red merantilight red meranti & meranti bakau	269,403	2,251,637	22,664	157,373
4403491000	Oth baulks of dark red meranti lightred meranti & meranti bakau	0	18,000	0	13,179
4403499010	Pulpwood of oth tropical wood	0	52,864	0	100,269
4403499090	Oth pulp,baulk,sawlog,pit props,poles of tropical wood	0	140,740	0	126,285
4403911000	Baulks, sawlogs and veneer logs of oak	791,543	7,345,381	421,704	3,587,429
4403919090	Oth pulp,baulk,sawlog,pit props,polesof oak	444,985	14,381,956	159,275	5,563,022
4403921000	Baulks, sawlogs and veneer logsof beech	0	423,460	0	182,503
4403929090	Oth pulp,baulk,sawlog,pit props,pole ofbeech,oth thn pulpwood	45,812	132,080	19,364	69,839
4403991000	Baulks, oth meranti,beech,oak,tropical wood,ramin,keruing,kapur	115,000	617,870	25,121	508,856
4403999010	Pulpwood, oth meranti,beech,oak,tropical wood,ramin,keruing,kapur	50,937	85,876	93,815	163,196
4403999090	Oth pulp,baulk,sawlog,pit props,poles ofmeranti,tropic wood,ramin,keruing,kap	409,042	2,890,857	127,368	942,000
4404200000	Hoopwood, split poles;piles, picket& the like of non coniferous	40,000	200,108	8,611	52,253
4405000000	Wood wool, wood flour.	749,319	4,244,541	351,791	2,062,524
4406100000	Railway or tramway sleepers(cross-ties)of wood not impregnated	0	132,000	0	17,785
4406900000	Railway or tramway sleepers(cross-ties)of wood impregnated	0	1,949	0	10,568
4407100010	Coniferous,planed of a thickness > 6mm	555,370	7,401,244	537,462	5,604,555
4407100020	Coniferous,sanded or end jointedthickness>6mm	48,000	308,372	26,452	262,795
4407100090	Coniferous,oth sanded or end jointed& planed, thickness>6mm	6,186,091	61,209,784	3,525,955	30,780,829
4407210010	Mahogany, planed, thickness>6mm	0	48,750	0	52,544
4407210090	Mahogany,oth planed, sandedend jointed,thickness>6mm	0	8,798	0	35,952
4407251020	Dark meranti/light red meranti,sandedor end jointed,thickness>6mm	0	550	0	367
4407251090	Dark meranti/light red meranti, othplaned,sanded thickness>6mm	90,538	3,956,594	107,827	2,464,769
4407260010	White lauan,meranti,seraya, yellowmeranti& alan,planed, thickness>6mm	0	25,680	0	20,100
4407270090	Sapelli other planed, sanded orend jointed,thickness>6mm	0	138,125	0	187,969

I.3. IMPOR MENURUT KOMODITI / IMPORT BY HS COMMODITY  
 \*\*\* NOVEMBER / NOVEMBER 2010 \*\*\*

HS	Uraian Komoditi Commodity Description	Berat Bersih / Net Weight (Kg)		Nilai / Value C.I.F (US\$)	
		Bulan ini Current Month	Kumulatif Cum.Jan. to date	Bulan ini Current Month	Kumulatif Cum.Jan. to date
4407280090	Iroko other planed, sanded orend jointed,thickness>6mm	24,332	287,588	23,356	298,495
4407291110	Wood, planed of jelutongthickness>6mm	0	42,691	0	103,094
4407291120	Wood, sanded or end jointed ofjelutong,thickness>6mm	0	12,988	0	50,387
4407291900	Jelutong oth planed & sanded orend jointed,thickness>6mm	0	391,069	0	619,030
4407293110	Kempas wood,planedthickness>6mm	0	12,458	0	9,960
4407293900	Kempas oth planed&sanded orend jointed, thickness>6mm	0	121,698	0	148,213
4407294900	Keruing wood,oth planed,&sanded orend jointed,thickness>6mm	0	204,680	0	152,159
4407295900	Ramin wood, oth planed&sanded orend jointed,thickness>6mm	20,300	20,300	9,681	9,681
4407296120	Teak wood sanded or end-jointed,thickness>6mm	0	29,523	0	64,609
4407296900	Teak wood,oth planed&sanded orend jointed, thickness>6mm	102,085	411,003	164,359	770,124
4407297090	Balau wood,oth planed&sanded orend jointed, thickness>6mm	0	33,077	0	73,966
4407299900	Oth tropical wood, oth sanded or endjointed&planed,thickness>6mm	113,932	1,557,205	66,220	705,808
4407910010	Oth of oak wood, planedthickness>6mm	86,377	594,194	51,780	436,903
4407910020	Oth of oak wood, sanded or endjointed, thickness>6mm	0	136,160	0	82,446
4407910090	Oth of oak wood,oth planed&sandedor end jointed, thickness>6mm	1,720,047	23,144,826	1,394,580	17,856,034
4407920010	Oth of beech wood,planedthickness>6mm	0	44,890	0	17,742
4407920090	Oth of beech wood,oth planed&sandedor end jointed, thickness>6mm	300,196	2,140,896	196,276	1,482,517
4407930010	Oth of maple wood,planedthickness>6mm	19,691	265,281	34,823	460,382
4407930020	Oth of maple wood, sanded or endjointed, thickness>6mm	198,552	1,091,171	178,625	949,136
4407930090	Oth of maple wood,oth planed&sandedor end jointed, thickness>6mm	904,219	4,367,893	564,421	3,778,450
4407940010	Oth of cherry wood,planedthickness>6mm	0	4,437	0	1,425
4407940090	Oth of cherry wood,oth planed&sandedor end jointed, thickness>6mm	43,010	496,912	29,370	189,842
4407950010	Oth of ash wood,planedthickness>6mm	0	38,601	0	105,914
4407950090	Oth of ash wood,oth planed&sandedor end jointed, thickness>6mm	37,198	1,532,471	89,302	2,239,344
4407990010	Oth wood sawn or chipped lengthwise,sliced or peeled, planed thickness>6mm	83,749	969,266	86,319	787,516
4407990020	Oth wood sawn or chipped lengthwise,sanded or end jointed thickness>6mm	0	177,800	0	223,200
4407990090	Oth wood sawn or chipped lengthwise,planed or sanded thickness>6mm	2,386,424	19,115,137	1,965,110	16,316,279
4408101000	Cedar wood slats prepared for pencilmanufact;radiata pinewood for blockboard	22,676	282,430	19,089	574,048
4408103000	Face veneer sheets, coniferous	114,051	549,095	137,133	1,200,135
4408109000	Coniferous,oth cedar wood slats,faceveneer sheets	73,600	3,318,397	248,528	4,028,798
4408310000	Dark red meranti, light red meranti andmeranti bakau of the tropical wood	11,031	800,609	44,128	566,634
4408391000	Jelutong wood slats prepared forpencil manufact	1,150	1,150	13,722	13,722
4408399000	Oth jelutong wood and oth woodprepared for pencil manufact	126,988	2,840,794	307,564	5,165,911
4408900000	Oth sheets for veneering and of thertropical wood of thickness < 6 mm	464,957	5,319,488	1,000,817	10,965,507
4409100000	Coniferous wood cotin shaped	1,140	110,281	23,104	183,845
4409210000	Non coniferos wood cotin shapedof bamboo	0	173,482	0	135,047
4409290000	Oth non coniferous oth teak stripsfriezes for parquet flooring	96,099	1,091,091	129,487	1,713,898
4410110000	Particle board & similar board of wood	19,974,006	187,998,125	4,663,178	44,326,566
4410120000	Oriented strand & waferboard of wood	0	78,919	0	42,244
4410190000	Oth particle board,oriented strand board(osb) of wood	337,999	9,117,420	292,918	4,772,126
4410900000	Particle board & similar board ofother ligneous materias	6,020	758,160	10,530	422,279
4411120000	Medium density fibreboard (mdf)of a thickness < 5mm	1,330,769	23,290,484	600,197	9,762,904
4411130000	Medium density fibreboard (mdf)of a thickness > 5mm and < 9 mm	568,479	7,902,830	270,644	4,115,143
4411140000	Medium density fibreboard (mdf)of a thickness > 9 mm	4,728,319	44,811,093	1,996,675	18,656,023
4411920000	Oth fibreboard of a density >0.8g/cm3	277,573	3,853,899	167,753	2,493,742
4411930000	Oth fibreboard of 0,5g/cm<density<0,8g/cm3	1,293,860	12,915,558	449,764	5,133,733
4411940000	Oth fibreboard of a density <0.5g/cm3	597,660	3,368,442	237,272	1,353,122
4412100000	Plywood,veneered panel&similar laminated of bamboo	19,651	232,860	65,586	690,623
4412310000	Oth plywood,each thick.<6mm with atleast one outer ply of tropical wood	94,468	1,165,658	85,043	1,424,514
4412320000	Oth plywood,each thick.<6mm with atleast one outer ply of non coniferous	1,635,242	8,797,967	995,285	5,469,530
4412390000	Oth plywood consisting solely of sheetsof wood of each thick < 6 mm	3,526,353	29,164,815	2,242,725	15,744,198
4412940000	Oth plywood of blockboard,laminboardand battenboard	4,311	310,982	13,959	514,404
4412990000	Veneered panels&similar w/at least oneother wood	1,095,831	14,426,770	791,014	8,381,874
4413000000	Densified wood, in blocks,plates,stripsof profile shapes.	32,500	461,026	114,881	1,013,089
4414000000	Wooden frames for paintings, photo-graphs mirrors or similar objects.	9,758	121,679	29,792	382,938
4415100000	Cases, boxes, crates, drums & similarpackings; cable-drums	5,681	164,589	14,862	428,951
4415200000	Pallets,box pallets& other load boards;pallet collars	243,919	2,996,693	1,589,277	19,970,744
4416001000	Staves of wood	0	3,524	0	12,533
4416009000	Casks,barrels,vats,tubs&other coopersproducts & parts thereof, of wood	135	33,329	6,557	126,164
4417000000	Tools,tool bodies,tool handles,broom orbrush bodies & handles, of wood	131,675	983,705	308,742	2,225,603
4418100000	Windows,french-windows&their framesof wood	0	6	0	52
4418200000	Doors & their frames & thresholdsof wood	78,848	503,388	116,220	582,901
4418400000	Shuttering for concrete construal workof wood	0	55,433	0	268,752
4418500000	Shingles & shakes of wood	21,989	43,836	36,628	133,853
4418600000	Posts and beams of wood	10,773	41,280	13,933	52,656
4418720000	Assembled flooring panel for multilayerof wood	120	408,455	602	544,578
4418790000	Oth assembled flooring panels of wood	22,933	242,242	36,876	333,600
4418901000	Cellular wood panelscellular wood panels	0	2,536	0	1,142
4418909000	Other builders joinery & carpentryof wood	116,245	1,918,375	95,094	1,752,316
4419000000	Tableware and kitchenware, of wood.	37,877	322,519	45,043	421,628
4420100000	Statuettes & oth ornaments, of wood	6,813	60,909	59,682	143,948
4420901000	Wooden articles of furniture not fallingin chapter 94	2,012	31,654	5,097	114,803
4420909000	Oth wood marquetry and inlaid,casketand similar articles of wood	21,274	321,139	49,821	812,046
4421100000	Clothes hangers of wood	65,826	557,017	246,541	2,227,995
4421901000	Spools, cops & bobbins, sewing threadreels and the like of wood	816	7,525	5,967	39,177
4421902000	Match splints	0	14,592	0	42,530
4421903000	Wooden pegs or pins for footwear	9,980	81,487	18,569	167,406
4421904000	Candy-sticks, ice-cream sticks & iccream spoons	164,907	1,309,928	196,269	1,401,792

I.3. IMPOR MENURUT KOMODITI / IMPORT BY HS COMMODITY  
 \*\*\* NOVEMBER / NOVEMBER 2010 \*\*\*

HS	Uraian Komoditi Commodity Description	Berat Bersih / Net Weight (Kg)		Nilai / Value C.I.F (US\$)	
		Bulan ini Current Month	Kumulatif Cum.Jan. to date	Bulan ini Current Month	Kumulatif Cum.Jan. to date
4421907000	Fans & handscreens, frames & handles of wood	1,042	84,209	441	332,551
4421908000	Toothpicks of wood	118,196	601,165	84,352	466,456
4421909100	Horse and bullock gear of wood	0	7,798	0	40,218
4421909200	Prayer beads of wood	1,398	15,539	6,238	74,806
4421909900	Other wooden articles	142,885	1,037,045	355,995	2,879,107
4501100000	Natural cork, raw or simply prepared	286	4,794	3,647	60,292
4501900000	Waste cork; crushed, granulated or ground cork.	5,569	57,624	26,747	179,654
4502000000	Natural cork, debarked or roughly squared or in rectangular (includ square) blocks	6,437	25,071	7,207	32,785
4503100000	Corks and stoppers	283	12,702	5,782	63,064
4503900000	Other articles of natural cork.	7,354	133,142	33,938	378,077
4504100000	Blocks, plates, sheets & strip; tiles of any shape; of agglomerated cork	9,892	69,000	70,801	391,202
4504900000	Other articles of agglomerated cork	68,293	455,040	299,833	1,750,665
4601210000	Mats, matting and screens of vegetable materials of bamboo	163	181,972	75	243,203
4601220000	Mats, matting and screens of vegetable materials of rattan	2,755	11,873	12,082	35,520
4601290000	Oth mats, matting & screens of vegetable material	22,896	25,410	44,545	55,036
4601921000	Plaits and similar products of plaiting material of bamboo	0	22,096	0	40,249
4601929000	Other products of bamboo	2,104	6,484	7,000	21,162
4601939000	Other products of rattan	36	47	786	1,474
4601949000	Other products of vegetable material	0	6,634	0	15,281
4601991000	Mats and matting of other material	19,509	45,230	74,213	203,600
4601992000	Plaits & similar products of plaiting of other material	0	24,306	0	65,386
4601999000	Screens of other material	2,610	64,291	31,115	298,399
4602110000	Basketwork, wickerwork & other articles, of vegetable material of bamboo	309	5,853	1,540	17,998
4602120000	Basketwork, wickerwork & other articles, of vegetable material of rattan	1,205	3,671	7,923	27,993
4602190000	Basketwork, wickerwork & other articles, other vegetable material	5	15,744	153	66,583
4602900000	Basketwork, wickerwork & other articles, of other materials	6,996	47,432	23,341	335,857
4701000000	Mechanical wood pulp.	11,189,141	140,378,057	6,400,646	86,948,438
4702000000	Chemical wood pulp, dissolving grades.	26,734,588	342,016,334	29,975,477	358,679,740
4703110000	Chemical wood pulp, soda, oth than dissolving grades, unbleached, coniferous	2,206,228	31,632,889	1,615,294	22,288,658
4703210000	Chemical wood pulp, soda, oth than dissolving grades, bleached, coniferous	35,216,217	408,827,131	29,164,921	317,255,879
4703290000	Chemical wood pulp, soda, oth than dissolving grades, bleached, non coniferous	4,167,364	116,719,000	3,352,710	87,374,811
4704110000	Chemical wood pulp, sulphite, oth than dissolving grades, unbleached, coniferous	521,659	5,602,920	371,014	3,703,978
4704190000	Chemical wood pulp, sulphite, oth than dissolving grades, unbleached, non coniferous	0	8,401	0	33,500
4704210000	Chemical wood pulp, sulphite, oth than dissolving grades, bleached, coniferous	217,514	10,380,297	181,524	7,911,060
4704290000	Chemical wood pulp, sulphite, oth than dissolving grades, bleached, non coniferous	3,819	157,490	10,236	269,660
4705000000	Wood pulp obtained by a combination of mechanical & chemical pulping processes	2,690,581	62,656,266	1,508,236	39,838,708
4706100000	Cotton linters pulp	68,335	4,006,599	262,418	12,525,990
4706200000	Pulps of fibres derived from recovered (waste & scrap) paper or paperboard	15,567	398,940	31,069	380,822
4706300000	Pulps of fibres derived from recovered of oth than bamboo	822	7,354	14,050	123,581
4706910000	Mechanical pulps of fibres derived from recovered paper or paperboard	21,792	4,797,368	32,800	3,740,744
4706920000	Chemical pulps of fibres derived from recovered paper or paperboard	830,526	7,527,832	811,064	8,612,542
4706930000	Semi chemical pulps of fibres derived from recovered paper or paperboard	0	51,840	0	185,536
4707100010	Unbleached kraft paper or paperboard for paper making purposes	118,376,410	1,351,752,505	26,960,228	287,331,394
4707100090	Unbleached kraft paper or paperboard for other purposes	3	6,012	44	33,791
4707200010	Oth paper, bleached chemical pulp, not colored, for paper making purposes	2,401,288	96,510,865	857,331	35,768,978
4707200090	Oth paper, bleached chemical pulp, not colored, for other purposes	1,661	9,682	3,149	38,039
4707300010	Paper made mainly of mechanical pulp for paper making purposes	52,550,233	641,598,659	12,837,758	153,395,029
4707300090	Paper made mainly of mechanical pulp for other purposes	0	14,690	0	61,939
4707900010	Other paper, unsorted waste & scrap, for paper making purposes	10,984,918	136,087,472	2,230,409	24,863,202
4707900090	Other paper, unsorted waste & scrap, for other purposes	14	2,434	214	24,481
4801001000	Newsprint, in rolls or sheets, weighing not more than 55 g/m <sup>2</sup>	1,192	3,210,074	869	1,811,661
4801009000	Newsprint, in rolls or sheets, weighing more than 55 g/m <sup>2</sup>	147,228	3,278,242	94,868	2,558,548
4802100000	Hand-made paper and paperboard	2,403	81,331	40,657	635,937
4802200000	Paper and paperboard of a kind used as for photo sensitive, heat-sensitive	64,906	479,086	220,239	1,377,934
4802400000	Wallpaper base	29,332	250,072	29,822	710,115
4802541000	Paper, no fibres used in manufac gypsboard computer cards, weight <40g/m <sup>2</sup>	1	129,934	3	144,000
4802549010	Aluminium base paper weighing <20gm <sup>2</sup> in rolls >15cm	118,774	1,417,252	156,422	1,583,403
4802549090	Oth carbonising base paper weighing <20gm <sup>2</sup> in rolls >15cm	69,404	6,910,087	107,703	3,834,939
4802552100	Fancy paper and paperboard, in rolls of width of = < 15 cm	0	3	0	100
4802552900	Fancy paper and paperboard, other than in roll of width of >15cm	48,122	1,782,281	58,647	1,438,276
4802559000	Paper, no fibres, for other purpose <40 weight <150 g/m, roll	474,085	11,420,270	775,074	13,429,250
4802562100	Fancy paper and paperboard, in rectangular = <36cm oth side =15cm	0	271	0	1,537
4802562900	Oth fancy paper & paperboard	4,986	12,739	41,232	137,764
4802569000	Paper, no fibres, for other purpose <40 weight <150 g/m, sheet	36,485	1,684,102	42,518	1,522,284
4802570000	Other paper & paperboard, weight >40g/m <sup>2</sup> and = < 150g/m <sup>2</sup>	211,346	4,771,004	217,355	4,819,478
4802582900	Fancy paper and paperboard, oth in roll width <=15cm/in rectang sheet <36cm	0	177,375	0	171,579
4802589000	Oth paper, no fibres, for other purpose weight >150 g/m	1,233,880	9,901,201	854,694	6,422,175
4802611000	Paper, fibres >10%, aluminium paper, in rolls	0	14	0	257
4802612000	Paper, fibres >10%, for banknotes, manuf of gypsum board, in rolls	0	142,584	0	132,491
4802619000	Paper, fibres >10%, oth aluminium paper, banknotes, printing, writing, in rolls	531,636	4,587,682	472,919	3,892,828
4802621000	Paper, fibres, aluminium paper base in sheets with 435< one side <297mm	1,151	15,051	674	42,346
4802629000	Oth paper, fibres, for other purpose, in sheets with 435< one side <297mm	492	84,411	3,817	280,659
4802690000	Oth paper, fibres, for other not purpose, of fibres >10%, paper in roll	75,529	2,479,296	136,283	3,460,732
4803003000	Cellulose wadding not further worked than being color, marble throughout the mass	8,877	152,541	40,305	517,687
4803009000	Oth cellulosa wading & tissue paper for toilet/facial tissue stock & similar paper	275,684	2,075,003	842,239	5,877,263
4804111000	Kraftliner paper & paperboard, in rolls or sheets, unbleached	294	29,500	366	65,802
4804119000	Kraftliner paper & paperboard, in rolls or sheets, bleached	489,030	18,173,379	313,998	9,816,511
4804191000	Kraftliner paper & paperboard, oth than of kind used in manuf of gypsum boards	268	5,140	1,804	29,973

I.3. IMPOR MENURUT KOMODITI / IMPORT BY HS COMMODITY  
 \*\*\* NOVEMBER / NOVEMBER 2010 \*\*\*

HS	Uraian Komoditi Commodity Description	Berat Bersih / Net Weight (Kg)		Nilai / Value C.I.F (US\$)	
		Bulan ini Current Month	Kumulatif Cum.Jan. to date	Bulan ini Current Month	Kumulatif Cum.Jan. to date
4804199000	Oth kraftliner paper&paperboard	1,447,206	17,181,095	1,151,905	11,450,918
4804211000	Sack kraft paper for making cement bagin rolls or sheets,unbleached	6,629,633	82,203,238	6,810,409	69,306,742
4804219100	Sack kraft paper for making cement bagin rolls or sheets,bleached	280,867	3,889,599	285,977	3,502,421
4804219900	Oth sack kraft paper for making cementbag in rolls or sheets,unbleached	254,595	2,188,847	229,100	1,913,789
4804291000	Composite papers, in rolls or sheets	0	143,733	0	94,849
4804299000	Oth composite papers, in rolls or sheets	178,402	3,097,265	174,837	2,329,794
4804311000	Elect grade insulating kraft paper,weighing 150 g/m,unbleached	124,443	1,329,399	488,654	3,749,190
4804313000	Wet strenght 40g to 60g, for plywoodadhesive tape,weigh 150g/m,unbleached	123,162	1,430,273	128,089	1,712,415
4804319000	Other kraft paper & wet strenghtweighing 150 g/m,unbleached	588,131	6,736,497	768,544	6,894,504
4804391000	Adhesive tape,40-60g,used in mnfact.weight <= 150g/m2,bleached	0	1,683,086	0	1,469,095
4804399000	Adhesive tape,40-60g,not used inmnfact.,weigh <= 150g/m2,bleached	49,869	2,102,761	78,514	2,236,236
4804411000	Elect grade insulating kraft paper,150<weighing< 225 g/m,unbleached	80,849	674,601	134,075	901,865
4804419000	Oth elect grade insulating kraft paper,150<weighing <225 g/m,unbleached	533,077	9,730,958	465,172	6,917,506
4804420000	Bleached uniformly throughout the mass&>95% wood fibres,150<weigh<225 g/n	0	162,582	0	273,042
4804490000	Other kraftpaper& paperboard150<weighing< 225 g/m	11,296	73,325	45,025	327,216
4804511000	Elect grade insulating kraft paper,pressboard weighing >600g/m,unbleached	4,497	34,827	21,185	73,161
4804519000	Oth wet strenght 40g to 60g,for plywoodadhesive tape,weigh>225g/m,unbleach	323	2,608,121	1,592	1,470,246
4804521000	Bleached of kind used in the manufact ofgypsum boards	0	125,663	0	40,212
4804529000	Bleached oth of kind used in themnfrt of gypsum boards	93,188	1,169,802	188,614	2,261,744
4804590000	Other kraftpaper& paperboardweighing 225 g/m or more	27,642	343,006	90,533	960,129
4805110000	Uncoated paper&paperboard,semichemicalfluting paper,rolls or sheets	315,822	2,852,049	186,784	1,337,010
4805129000	Uncoated paper&paperboard,oth semichemical,straw flutingpaper.rolls,sheets	449	28,454	4,636	101,034
4805191000	Uncoated paper&paperboard,oth flutingpaper	39,399	655,218	96,398	796,985
4805199000	Oth uncoated paper and paperboard,in rolls or sheets	482,737	16,930,013	256,954	7,506,151
4805240000	Uncoated paper&paperboard,testlinerweighing 150 g/m2 or less	234,248	897,391	129,772	420,374
4805251000	Uncoated paper&paperboard,testlinerweighing >= 150 g/m2	0	297,502	0	162,041
4805259000	Uncoated paper&paperboard,testlineroth of weighing >= 150 g/m2	1,199,186	14,154,825	727,798	8,314,402
4805301000	Paper,sulphite wrapping paper,colored match wrapping paper	0	11,325	0	12,249
4805309000	Paper,sulphite wrapping paper,oth colored match wrapping paper	53,386	314,742	30,926	393,310
4805400000	Filter paper and paperboard	452,224	5,414,373	1,743,618	18,866,157
4805500000	Felt paper and paperboard	31,987	378,217	90,126	514,336
4805911000	Paper used as packing of flat glassproduct, resin<0,6%,wg<150g/m	35	939	668	12,788
4805919000	Uncoated paper&paperboard,oth blotting,&joss paper,weighing150g/m or less	82,775	1,656,996	107,673	1,642,476
4805921000	Multi-ply paper and paperboard of150<weighing<225g/m	22	324	837	4,585
4805929000	Uncoated paper&paperboard of oth 150<weighing<225g/m	726,290	10,555,702	420,710	5,826,100
4805931000	Multi-ply paper and paperboard of weighing > 225g/m2	117,878	860,350	71,715	536,152
4805939000	Uncoated paper&paperboard,of other weighing > 225g/m2	289,252	7,686,610	292,272	5,553,321
4806100000	Vegetable parchment	65,802	745,504	167,891	1,937,480
4806200000	Greaseproof papers	180,616	881,428	208,360	1,455,873
4806300000	Tracing papers	21,775	148,349	34,780	321,351
4806400000	Glassine and other glazed transparentor translucent papers	756,666	6,834,380	1,128,876	10,010,172
4807000000	Composite paper and paperboard notsurface-coated or impregnated	1,154,196	10,475,261	694,975	6,587,131
4808100000	Corrugated paper&paperboard,whether ornot perforated,in rolls or sheets	247,608	3,687,920	330,812	3,341,796
4808200000	Sack kraftpaper,creped,crinkled,whether,not embossed or perforat,rolls or sheet	28,591	107,387	102,253	619,105
4808300000	Oth kraftpaper,creped or crinkle,whetheror not embossed or perforated	14,338	622,732	47,948	851,205
4808901000	Paper&paperboard,embossed paperfancypaper used printing,cover,lining	2,543	224,819	16,951	355,095
4808909000	Paper&paperboard,oth embossedfancypaper used printing,cover,lining	41,967	970,784	110,081	2,318,176
4809200000	Self-copy paper	16,503	263,937	21,355	479,492
4809900000	Other self-copy paper	263,990	2,630,118	486,563	4,854,487
4810134000	Paper&paperboard for photo,heat,elect.in rolls papers of width <15cm	0	80,760	0	91,266
4810135000	Paper&paperboard for photo,heat,elect.in rolls papers of oth width <15cm	0	4,163	0	8,006
4810139010	Banknotes paper, in rollof a width <= 15 cm	232,642	5,514,793	3,525,521	56,531,112
4810139090	Oth coated writing and printing paperbanknotes paper,in rolls	1,606,918	15,219,397	1,670,576	14,868,735
4810145000	Paper&paperboard for photo,heat,elect.sensitive 297<one side<435mm,in sheet	0	301	0	673
4810146000	Paper&paperboard for photo,heat,elect.of width < 15cm	114	29,383	512	291,338
4810149090	Oth coated writing &printing paperbanknotes paper,in sheets	570	69,821	2,730	178,023
4810190010	Other Banknotes paper	0	722,616	0	6,016,554
4810190090	Oth banknotes paper,coated writing&printing paper, one side>435mm	218,881	4,802,606	1,105,521	8,245,201
4810223000	Paper&paperboard for photo,heat,elect.sensitive,light weight coated paper	21,193	323,005	22,677	336,482
4810224000	Paper&paperboard, oth in rollof a width 15cm<one side<36cm,unfolded	0	16,543	0	26,189
4810229000	Oth aluminium paper base, light-weightcoated paper	437,938	11,635,545	555,881	16,952,605
4810294000	Oth paper&paperboard for photo,heat,,elect oth light weight coated paper	0	1,020	0	2,732
4810295000	Oth paper&paperboard, oth in rollof a width 15cm<one side<36cm,unfolded	6	146,921	728	197,938
4810299000	Oth aluminium paper base and artpaper oth light weight coated paper	834,421	8,133,317	771,507	9,259,612
4810312000	Kraftpaper,for separate batery plate,width<=15cm,15cm<side>36cm,bleached	0	46	0	408
4810313000	Kraftpaper,for separate batery plate,width<=15cm,15cm<side>36cm,unbleached	633	1,030	1,152	1,799
4810319000	Kraft paper,paperboard, not for writing,printing, other grafic purp, <=150 g/m2	100,194	764,220	34,593	330,852
4810322000	Paper & paperboard,bleached,in rollswidth<=15cm,side<=36cm,weight>=150g/r	0	50,185	0	59,829
4810329000	Kraft paper,paperboard, not for writing,printing, other grafic purp, >150 g/m2	622,981	8,703,147	664,510	8,529,814
4810392000	Paper as interleaf mtrl in proc batteryroll < 15cm, rect < 15 x 36 cm2	8,255	268,309	70,812	1,765,556
4810393000	Oth kraft paper, roll < 15 cm, rectang< 15 x 36 cm2	0	12	0	112
4810399000	Kraft paper and paperboard in other size	159,309	1,620,048	159,779	1,735,460
4810921000	Gray backboard, multi ply	303,232	4,026,193	225,609	2,788,614
4810923000	Paper colored for computer card,oth multi ply	2,660	250,642	17,334	311,994
4810929000	Oth paper colored for computercard & gray backboard, multi ply	1,066,066	12,333,112	914,599	8,995,711
4810992000	Oth paper and paperboardof multi ply	0	5,374	0	27,525
4810999000	Oth paper colored for computer card,oth multi ply	153,290	4,098,537	396,456	4,775,795
4811101000	Tarred, bituminised/asphalted paper &paperboard, in roll <15cm, rect<15x36cm:	66,263	291,129	48,029	1,269,918

I.3. IMPOR MENURUT KOMODITI / IMPORT BY HS COMMODITY  
 \*\*\* NOVEMBER / NOVEMBER 2010 \*\*\*

HS	Uraian Komoditi Commodity Description	Berat Bersih / Net Weight (Kg)		Nilai / Value C.I.F (US\$)	
		Bulan ini Current Month	Kumulatif Cum.Jan. to date	Bulan ini Current Month	Kumulatif Cum.Jan. to date
4811109000	Tarred, bituminised/asphalted paper & paperboard, in other size	246,676	2,340,119	459,632	3,838,353
4811411000	Gummed or adhesive paper&paperboard,self-adhesive	271,345	1,963,208	919,752	6,624,603
4811419000	Gummed or adhesive paper&paperboard,oth self-adhesive	860,827	7,827,808	2,333,906	18,967,617
4811491000	Oth gummed or adhesive paper&paperboardself-adhesive	18,892	168,363	108,732	1,353,814
4811499000	Oth gummed or adhesive paper&paperboardoth self-adhesive	249,008	2,629,273	532,258	5,023,004
4811511000	Paper coated,impregnated or coveredwith plastic, bleached,wg>150g/m	693	174,523	2,014	276,694
4811512000	Paper coated,impregnated or coveredoth in sheets 15<oneside<36cm unfolded	225	43,018	2,836	66,129
4811519000	Paper coated,impregnated or coveredwith plastic, unbleached,wg>150g/m	1,552,872	10,394,337	2,501,253	15,410,140
4811591000	Paper coated,impregnated or coveredoth for mnftre of papercup bottoms	25,409	486,357	214,950	2,717,725
4811592000	Oth paper coated,impregnated or coveredand with a lining of aluminium foil	1,120,807	13,210,209	4,034,541	47,405,460
4811593000	Oth paper coated,impregnated or coveredoth in sheets 15<oneside<36cm unfold	3	1,722	12	5,041
4811599000	Oth paper coated,impregnated or coveredwith plastic,oth bleached,wg>150g/m	359,245	6,163,081	1,079,976	18,145,594
4811601000	Paper coated,impregnated or coveredwith wax,paraffin,stearin,oil,glycerol	1,827	24,436	33,599	213,176
4811609000	Paper coated,impregnated or coveredwith oth wax,paraff,stearin,oil,glycerol	89,371	1,112,426	107,803	1,403,624
4811903000	Oth paper, paperboard,cellulose waddingweb of cell fibr roll<15cm,rect<15x36cm	54	17,087	164	71,329
4811909000	Oth paper, paperboard,cellulose waddingweb of cell fibres other size	967,297	10,949,599	2,710,385	30,764,703
4812000000	Filter blocks,slabs&plates,of paperpulp	2,772	164,176	46,085	899,609
4813100000	Cigarette paper,in the formof booklets or tubes	115,719	1,090,290	647,807	5,927,175
4813200000	Cigarette paper,in the form in rolls ofa width not exceeding 5 cm	175,747	2,744,891	875,377	10,553,805
4813900000	Cigarette paper,oth in the of booklets,tubes & in rolls	526,326	7,090,186	2,665,361	25,084,495
4814100000	Wallpaper&similar wall coverings,"ingrain" paper	0	717	0	4,973
4814200000	Wallpaper&similar wall coverings,the face side,with a grained,embossed,	177,111	1,382,111	301,680	2,766,783
4814900000	Wallpaper&similar wall coverings,oth with transparant protective plastics	234,874	2,662,572	637,323	6,817,789
4816200000	Self-copy paper (other than of 48.09)	10,686	64,646	36,618	185,954
4816900000	Other heat transfer paper & offsetplates of paper	221,869	1,331,892	340,178	3,711,684
4817100000	Envelopes	35,946	259,992	294,814	2,150,517
4817200000	Letter cards,plain postcards andcorrespondence cards	21,668	144,568	23,411	393,228
4817300000	Boxes,pouches,wallets & writingcompendiums,of paper or paperboard,	8,302	288,243	38,443	1,262,745
4818100000	Toilet paper	27,811	779,211	63,900	919,097
4818200000	Handkerchiefs,cleansing or facialtissues & towels	137,921	1,058,840	449,105	3,555,132
4818300000	Tablecloths and serviettes	2,052	56,839	15,866	244,764
4818401100	Napkins & napkin liners for babies & similar sanitary articles	1,519,662	11,282,111	5,377,697	37,773,849
4818401900	Oth napkins & napkin liners for babies & similar sanitary articles	607,443	7,836,193	2,215,185	23,385,762
4818402000	Sanitary towels,tampons & similararticles	1,350,135	14,487,508	5,038,571	52,535,461
4818500000	Articles of apparel & clothing,surgical face masks	38,003	259,434	536,132	3,462,260
4818900000	Oth articles of apparel & clothing,oth surgical face masks	147,820	1,221,975	327,562	3,161,073
4819100000	Cartons,boxes & cases, of corrugatedpaper or paperboard	2,345,496	15,718,274	5,534,808	29,538,534
4819200000	Boxes, of non corrugated paper & paperboard	1,876,690	16,405,800	5,999,786	57,432,028
4819300000	Sacks&bags,base of a width>40cmfor cement or fertizer packing	248,806	2,160,539	420,887	3,702,679
4819400000	Other sacks and bags, including cones	48,959	1,385,926	516,207	4,740,926
4819500000	Other packing containers,includ recordsleeves	191,061	1,752,413	1,011,061	7,883,603
4819600000	Box files,letter trays,storage boxes&similar articles,used in offices,shops	260,962	2,193,750	421,550	4,623,272
4820100000	Registers,account books,note books,receipt books,&similar articles	80,409	587,926	483,278	2,298,497
4820200000	Exercise books	22,059	286,875	34,929	661,596
4820300000	Binders(other than book covers),folders&file covers	11,752	84,474	83,492	343,244
4820400000	Manifold business forms& interleavedcarbon sets	2,585	39,998	22,553	161,355
4820500000	Albums for samples or for collections	9,895	103,330	41,896	392,391
4820900000	Other exercise book,binders,manifold,albums	43,126	397,313	101,845	1,159,375
4821101000	Printed,labels that form of packing forjewellery,small objects & the like	363,343	1,307,080	1,915,388	15,169,503
4821109000	Printed,oth labels that form of packingfor jewellery,small objects & the like	442,450	4,191,741	6,010,207	49,331,113
4821901000	Oth printed,labels that form of packingfor jewellery,small objects & the like	9,346	165,730	183,805	2,105,914
4821909000	Oth printed,oth label that form of packfor jewellery,small objects & the like	241,241	1,935,430	1,915,836	17,039,874
4822100000	Bobbins,spools,cops&similar of pulpof a kind used for winding textile yarn	21,190	173,181	35,884	363,548
4822900000	Bobbins,spools,cops&similar of pulpoth of a kind used for wind textile yarn	60,333	1,086,803	292,922	3,368,247
4823200000	Filter paper in rolls or sheets	608,212	4,918,348	1,318,799	12,931,627
4823401000	Cardiograph recording paper	1,049	10,349	10,923	99,071
4823409000	Oth paper for self recording for otherapparatus	33,285	444,372	219,731	2,286,831
4823610000	Trays,dishes,plates,cups&the like,ofpaper or paperboard of bamboo	0	3	0	34
4823690000	Trays,dishes,plates,cups&the like,ofpaper or paperboard of oth than bamboo	43,214	379,252	153,191	1,325,957
4823700000	Gaskets and washers,moulded orpressed artcles of paper pulp	38,494	300,510	455,205	2,227,679
4823901000	Other paper, cocooning frames forsilk-worms	8,908	77,411	15,653	500,258
4823902000	Sterilization indicators,not gummed,cocooning frames for silk-worms	640	14,685	1,006	42,830
4823903000	Cup stock board (I.e. polyethylene (pe)in rolls of width of less than 10 cm	26,480	182,606	34,032	286,273
4823904000	Telegraph or teleprinter paper in stripor rolls	1	2,702	206	36,305
4823905000	Display cards for jewellery/for smallobjects of personal adornment	1	477	1	3,057
4823906000	Punched jacquard cards	0	215	0	2,547
4823907000	Fans&handsscreens,with paper mountsor leaves&frames of any materials	132	16,294	291	33,557
4823909000	Other,cut to size/shape,other than instrips, rolls or sheets	563,308	4,799,663	1,676,340	16,759,147
4901100000	Print books in official language of impctry for educations, in single sheet	97,513	998,675	256,644	4,666,140
4901910000	Dictionaries,wholly/essentially in theofficial language of the import country	26,541	61,830	48,240	251,239
4901991000	Oth educational,wholly/essential in theofficial language of the import country	48,410	467,859	327,804	4,039,285
4901999000	Oth educational,oth wholly/essential inofficial language of the import country	218,648	1,736,295	1,696,914	15,705,473
4902100000	Newspapers,journals & periodicalsappearing at least four times a week	2,973	3,314	72,707	75,902
4902900000	Oth newspapers, journals and periodicals	57,350	125,849	124,987	735,025
4903000000	Childrens picture,drawing or coloringbooks.	1,034	50,294	10,456	258,461
4904000000	Music,printed or in manuscript,whetheror not bound or illustrated.	4,189	25,294	85,860	579,202
4905100000	Maps&hydrographic or similar charts ofall kinds,globes	4,769	61,308	42,803	565,528
4905910000	Maps&hydrographic or similar charts ofall kinds,in book form	32	190	175	3,756



I.3. IMPOR MENURUT KOMODITI / IMPORT BY HS COMMODITY  
 \*\*\* NOVEMBER / NOVEMBER 2010 \*\*\*

HS	Uraian Komoditi Commodity Description	Berat Bersih / Net Weight (Kg)		Nilai / Value C.I.F (US\$)	
		Bulan ini Current Month	Kumulatif Cum.Jan. to date	Bulan ini Current Month	Kumulatif Cum.Jan. to date
4905990000	Maps&hydrographic or similar charts of all kinds,in other form	209	3,235	906	43,197
4906001000	Plans&drawings,including photographicreproduct&carbon copies of plans&draw	98	2,706	463	137,319
4906009000	Plans & drawings, being originals drawnby hand, hand-written texts	5,080	18,012	23,215	167,011
4907001000	Banknotes, being legal tender	0	61	0	970
4907002000	Unused postage stamps	806	3,068	11,489	1,107,037
4907004000	Stock,share/bond certificates&similardocuments of title; cheque forms	1	154	1	31,013
4907009000	Other banknotes,unused postage, revenue,stock,share & the like	382	4,938	47,302	522,608
4908100000	Transfers (decalcomanias), vitrifiable	22,357	305,993	583,358	4,333,964
4908900000	Oth than transfers (decalcomanias),vitrifiable	24,095	201,016	459,012	2,915,270
4909000000	Printed/illustrated postcards, cardgreetings, messages/the like	3,045	25,943	10,241	96,413
4910000000	Calendars of any kind,printed,includingcalendar blocks.	21,044	123,695	103,636	358,585
4911100000	Trade advertising material, commercialcatalogues & the like	43,768	476,236	381,880	3,700,109
4911912000	Printedmatter,wall pictures&diagram forinstruct purposes;designs&photograph	1,938	10,408	11,040	79,974
4911913000	Printed matter,oth printed picturesand photographs	67	9,430	550	80,205
4911919000	Printed matter,oth anatomical&botanicaldiagram & wall picture	21,624	93,471	187,182	666,395
4911991000	Printed card for jewellery,small objectperson adornment,carried in the pocket	1,275	7,696	16,195	44,811
4911992000	Printed stickers for explosives	51	255	1,840	6,089
4911999000	Oth printed matter, oth printed sticker& printed card	27,655	321,078	363,067	3,570,664
5001000000	Silkworm cocoons suitable for reeling.	315	4,384	2,673	16,693
5002000000	Raw silk (not thrown).	238	7,390	9,864	202,209
5004000000	Silk yarn(oth than yarn spun fromsilk waste) not put up for retail sale.	7,564	212,548	25,982	962,150
5005000000	Yarn spun from silk waste,not put upfor retail sale.	5,313	28,746	16,081	159,958
5006000000	Silk yarn & yarn spun from silk waste,put up for retail sale;silk-worm gut.	12,000	138,595	18,090	151,325
5007100010	Fabrics of noil silk,bleached/unbleached	1,057	3,743	15,034	109,522
5007100090	Fabrics of noil silk, oth than bleached/unbleached	2,414	52,771	22,814	502,387
5007200010	Oth fabrics,silk/silk waste >85%,oth than noil silk,bleached/unbleached	5,219	101,563	191,552	1,329,330
5007200090	Oth fabrics,silk/silk waste >85%,oth than noil silk,oth bleach/unbleach	4,742	51,198	96,693	784,728
5007900010	Oth fabrics,silk/silk waste < 85%,oth than noil silk,bleached/unbleached	0	1,979	0	74,470
5007900090	Oth fabrics,silk/silk waste < 85%,oth than noil silk,oth bleach/unbleach	15,269	107,958	450,081	1,634,874
5101110000	Shorn wool, not carded/combed,greasy, including fleece-washed wool	0	1,653	0	16,042
5101190000	Oth shorn wool, not carded/combed,greasy, including fleece-washed wool	208	13,937	1,414	58,399
5101210000	Shorn wool, not carded/combed,degreased, not carbonised	0	116,409	0	248,227
5101290000	Oth shorn wool, not carded/combed,degreased, not carbonised	0	59,887	0	140,323
5101300000	Wool, not carded/combed, carbonised	1	24,524	1,178	170,288
5102190000	Fine animal hair,not carded/combedoth of kashmir (cashmere) goats	0	195	0	1,430
5102200000	Coarse animal hair,not carded/combed	62	189	150	450
5103200000	Oth waste of wool/of fine animal hairincl yarnwaste but excl garnettstock	0	7	0	10
5105100000	Carded wool	13,048	52,215	84,809	370,400
5105290000	Combed wool not in fragments	76,548	1,128,667	946,626	10,745,536
5105390000	Other fine animal hair, carded/combed	0	14,044	0	154,684
5106100000	Yarn,carded, wool > 85% by weightnot put up for retail sale	0	29,495	0	298,081
5106200000	Yarn,carded, wool < 85% by weightnot put up for retail sale	5,034	62,964	27,268	525,401
5107100000	Yarn,combed, wool > 85% by weightnot put up for retail sale	1	23,661	25	151,476
5107200000	Yarn,combed, wool < 85% by weightnot put up for retail sale	106	20,611	4,182	288,614
5108200000	Yarn of fine animal hair not put upfor retail sale., combed	0	39	0	3,404
5109100000	Yarn,wool/animal hair > 85%, for retail sale	43	2,535	193	223,875
5109900000	Yarn,wool/animal hair < 85%, for retail sale	553	1,393	6,449	21,573
5110000000	Yarn,coarse animal hair/of horsehairwether not put up for retail sale	0	77	0	1,544
5111110000	Woven fabric,carded,wool/animal hair>85%, weight < 300 g/m	37,524	250,957	1,006,489	6,275,368
5111190000	Woven fabric,carded,wool/animal hair>85%, weight > 300 g/m	289	97,789	4,824	706,056
5111200000	Woven fabric,carded, wool/animal hairmix. mainly w/made filament	412	2,226	7,379	47,292
5111300000	Woven fabric,carded, wool/animal hairmix. mainly w/made stapel	21,485	187,309	116,907	1,727,544
5111900000	Woven fabric,carded, wool/animal hairroth mixed	217	23,849	6,225	651,363
5112110000	Woven fabrics,combed wool/animal hair>85%, weight < 200 g/m	4,934	28,563	121,111	690,617
5112190000	Woven fabrics,combed wool/animal hair>85%, oth weight > 200 g/m	98,082	820,185	2,503,804	20,948,489
5112200000	Woven fabrics,combed wool/animal hairmix. mainly w/made filament	18,390	163,726	471,284	2,375,045
5112300000	Woven fabrics,combed wool/animal hairmix. mainly w/made stapel	61,060	275,746	865,124	5,104,097
5112900000	Woven fabrics,combed wool/animal hairroth mixed	43,329	309,227	841,321	5,437,670
5113000000	Woven fabrics of coarse animal hair/of horsehair	0	86	0	2,065
5201000000	Cotton, not carded/combed.	47,555,995	560,029,092	101,867,977	1,024,766,265
5202100000	Cotton waste,yarn waste	0	318,665	0	649,441
5202910000	Cotton waste,garnetted stock	4	920	64	8,334
5202990000	Oth yarn waste & garnetted stock	442	145,030	2,665	184,167
5203000000	Cotton, carded/combed.	147,771	650,713	224,989	1,953,353
5204110000	Cotton sewing thread,not for salecont 85%/more by weight of cotton	262,255	1,029,552	216,529	2,169,635
5204190000	Cotton sewing thread,not for retail saleoth cont 85%/more of cotton	29,095	528,766	282,744	3,537,929
5204200000	Cotton sewing thread, for retail sale	15,677	210,759	26,415	302,152
5205110000	Single yarn,of uncombed fibres measur714.29 decitex/more, cotton>85%	336,731	5,749,393	1,053,760	15,601,963
5205120000	Single yarn,of uncombed fibres232<measuring<714.29dec,cotton>85%	133,104	3,498,088	472,299	10,262,754
5205130000	Single yarn,of uncombed fibres192.31<measuring<232.56 dec,cotton>85%	2,268	216,889	16,216	744,067
5205140000	Single yarn,of uncombed fibres125<measuring<192.31dec,cotton>85%	35,251	293,855	248,518	1,884,240
5205150000	Single yarn,of uncombed fibres measuring<125dec (>80metric number),cotton>8!	7,348	31,330	44,016	201,245
5205210000	Single yarn,of combed fibresmeasuring 714.29dec/more,cotton>85%	85,123	617,769	375,064	2,347,297
5205220000	Single yarn,of combed fibres232.56<measuring<714.29dec,cotton>85%	290,805	1,855,185	1,044,834	4,917,639
5205230000	Single yarn,of combed fibres192.31<measuring<232.56dec,cotton>85%	60,781	663,546	288,977	2,859,888
5205240000	Single yarn,of combed fibres125<measuring<192.31dec,cotton>85%	140,613	808,081	684,615	3,320,458
5205260000	Single yarn,of combed fibres106.38<measuring<125dec,cotton>85%	6,713	139,210	45,315	726,620
5205270000	Single yarn,of combed fibres83.33<measuring<106.38 dec,cotton>85%	2,909	19,472	19,430	112,516

I.3. IMPOR MENURUT KOMODITI / IMPORT BY HS COMMODITY  
 \*\*\* NOVEMBER / NOVEMBER 2010 \*\*\*

HS	Uraian Komoditi Commodity Description	Berat Bersih / Net Weight (Kg)		Nilai / Value C.I.F (US\$)	
		Bulan ini Current Month	Kumulatif Cum.Jan. to date	Bulan ini Current Month	Kumulatif Cum.Jan. to date
5205280000	Single yarn, of combed fibres measuring < 83.33 decitex (> 120 metric), cotton > 85%	0	226	0	2,006
5205310000	Cable yarn, of uncombed fibres per single yarn 14.29 dec/more, cotton > 85%	23,000	195,544	110,000	717,048
5205320000	Cable yarn, of uncombed fibres per single yarn 232.56 < measuring < 714.29, cotton > 85%	19,004	529,092	61,067	1,953,377
5205330000	Cable yarn, of uncombed fibre per single yarn 192.31 < measuring < 232.56, cotton > 85%	0	9,013	0	62,894
5205340000	Cable yarn, of uncombed fibre per single yarn 125 < measuring < 192.3, cotton > 85%	0	3,037	0	16,142
5205350000	Cable yarn, of uncombed fibres per single yarn < 125 (> 80 metric), cotton > 85%	0	32,074	0	199,597
5205410000	Cable yarn, of combed per single yarn 714.29 decitex/more (< 14 metric), cotton > 85%	0	2,329	0	20,644
5205420000	Cable yarn, of combed per single yarn 232.56 < measuring < 714.29 dec, cotton > 85%	32,189	453,213	129,587	1,437,629
5205430000	Cable yarn, of combed per single yarn 192.31 < measuring < 232.56 dec, cotton > 85%	0	11,589	0	45,661
5205440000	Cable yarn, of combed per single yarn 125 < measuring < 192.31 dec, cotton > 85%	8,437	194,579	84,990	1,698,159
5205470000	Cable yarn, of combed per single yarn 83.33 < measuring < 106.38 dec, cotton > 85%	944	44,260	13,743	461,711
5205480000	Cable yarn, of combed per single yarn < 83.33 decitex (> 120 metric), cotton > 85%	28,246	124,094	79,110	730,379
5206110000	Single yarn of uncombed fibres, 714.29 or more (< 14 metric), cotton < 85%	22,953	489,271	109,737	2,395,743
5206120000	Single yarn of uncombed fibres, 232 < measuring < 714.29 dec, cotton < 85%	63,561	503,299	214,339	1,339,428
5206140000	Single yarn of uncombed fibres, 125 < measuring < 192.31 dec, cotton < 85%	0	28,379	0	159,945
5206150000	Single yarn of uncombed fibres, < 125 dec (exceeding 80 metric), cotton < 85%	0	22,815	0	110,120
5206220000	Single yarn, of combed fibres, 232.56 < measure < 714.29 dec, cotton < 85%	40,236	60,468	146,708	186,565
5206230000	Single yarn, of combed fibres, 192.31 < measuring < 232.56 dec, cotton < 85%	188	46,558	1,357	156,587
5206240000	Single yarn, of combed fibres 125 < measuring < 192.31 dec	32,660	92,577	201,508	487,658
5206250000	Single yarn, of combed fibres measuring < 125 decitex (> 80 metric number)	0	514	0	3,060
5206320000	Cable yarn, of uncombed per single yarn 232.56 < measuring < 714.29 dec	0	142,047	0	1,031,660
5206410000	Cable yarn, of combed fibres measuring per single yarn 714.29 decitex/more	0	17,932	0	76,090
5206420000	Cable yarn, of combed fibres per single yarn 232.56 < measuring < 714.29 decitex	0	1,071	0	15,385
5206430000	Cable yarn, of combed fibres per single yarn 192.31 < measuring < 232.56 decitex	0	593	0	5,583
5206440000	Cable yarn, of combed fibres per single yarn 125 < measuring < 192.31 decitex	0	62,118	0	539,111
5206450000	Cable yarn, of combed fibres measuring per single yarn < 125 decitex (> 80 metric)	0	1,011	0	13,211
5207100000	Cotton yarn (other than sewing thread) put count 85% / more by weight of cotton	2,696	158,851	88,023	787,398
5207900000	Cotton yarn sewing thread put count 85% / more by weight of cotton	3,765	123,538	33,782	623,116
5208110000	Unbleached plain weave >= 85% of cotton, weighing <= 100 g/m	202,419	3,119,362	2,174,717	21,888,231
5208120000	Unbleached plain weave >= 85% of cotton, weighing > 100 g/m	207,613	2,548,798	1,239,076	17,843,873
5208130000	Unbleached 3-thread/4-thread twill, incl. cross twill >= 85% of cotton	24,409	175,334	186,355	1,468,232
5208190000	Other unbleached fabrics >= 85% of cotton weighing <= 200 g/m	557,914	7,513,507	7,048,037	73,735,567
5208210000	Absorbent fabric bleached for surgical use, cotton >= 85%, weighing <= 200 g/m	271,014	2,281,831	2,199,629	15,878,990
5208220000	Bleached plain weave, weighing > 100 g/m	98,513	824,207	912,119	8,731,592
5208230000	Bleached 3-thread/4-thread twill, in cross twill >= 85% of cotton	17,361	596,340	79,262	3,538,787
5208290000	Other bleached fabrics > 85% of cotton weighing <= 200 g/m	460,223	4,680,157	3,770,749	36,617,279
5208310010	Plain weave dyed; voile/chemise voile weighing < 100 g/m	19,724	155,571	288,313	2,233,035
5208310020	Cambrics dyed weighing < 100 m/g weighing < 100 g/m	15,550	179,415	161,505	1,860,167
5208310030	Other garments matter weighing < 100 m/g	31,928	289,101	475,121	3,968,352
5208310090	Other dyed fabrics weighing < 100 m/g	130,371	2,818,730	1,355,830	19,641,358
5208320000	Plain weave dyed, weighing > 100 g/m	505,074	6,712,062	6,078,036	72,609,910
5208330000	3-thread/4-thread twill dyed, including twill	41,161	290,779	462,105	2,848,765
5208390000	Other dyed fabrics > 85% weighing < 200 m	196,446	1,579,165	1,857,475	12,702,016
5208410010	String fabrics plain weave of different color, weight <= 100 m/g	319	17,606	2,586	219,069
5208410090	Other plain weave of different color, weight <= 100 m/g	43,288	333,747	217,277	3,174,930
5208420010	String fabrics of different color weighing > 100 g/m	19,958	358,521	291,371	4,289,039
5208420090	Plain weave other than string fabrics of color, weighing > 100 g/m	947,502	7,700,789	12,589,684	93,055,086
5208430000	Diff. colour, 3 or 4-thread twill, woven fabrics, 85% cotton, weight > 200 g/m <sup>2</sup>	158,142	851,887	1,440,363	7,302,345
5208490000	Other fabrics of different color	111,507	544,842	749,327	4,494,568
5208510000	Plain weave printed of different color, <= 100 m/g	19,552	429,037	328,922	4,102,846
5208520000	Plain weave printed of different color, > 100 m/g	18,079	239,434	495,916	3,010,650
5208590000	Other fabrics printed of different color	32,180	549,593	317,331	3,562,914
5209110000	Plain weave unbleached cont. >= 85% of cotton, weight > 200 g/m	238,513	1,766,043	2,127,504	15,456,842
5209120000	3-thread/4-thread twill unbleached, cont. 85% of cotton, weight > g/m	1,297	64,198	6,631	673,075
5209190000	Other fabrics unbleached cont. 85% of cotton, weight > 200 g/m	1,140,063	7,230,362	8,999,257	59,359,941
5209210000	Plain weave unbleached, cont. 85% of cotton, weight > 200 g/m	6,618	336,670	68,650	2,526,939
5209220000	Bleached, 3 or 4-thread twill, woven fabrics, 85% cotton, weight > 200 g/m <sup>2</sup>	35	8,455	35	56,573
5209290000	Other fabrics unbleached, cont. 85% of cotton, weight > 200 g/m	166,202	1,665,217	1,250,097	12,190,235
5209310000	Plain weave dyed, cont. 85% of cotton, weight > 200 g/m	356,386	3,846,431	3,348,421	31,127,696
5209320000	Dyed, 3 or 4-thread twill, incl. twill cont. 85% of cotton, weight > 200 g/m	433,431	4,342,112	4,055,180	37,903,120
5209390000	Other fabrics dyed, cont. 85% of cotton weight > 200 g/m	349,973	3,565,894	2,685,011	27,775,724
5209410000	Plain weave of yarns of diff color, cont 85% of cotton, wght > 200 g/m	30,444	336,478	313,763	2,426,297
5209420000	Denim of yarns diff color, cotton > 85%, weight > 200 g/m	478,823	4,825,614	2,639,406	23,031,037
5209430000	Oth fabrics of 3-thread /4-thread cont 85% of cotton, wght > 200 g/m	10,816	305,370	182,281	2,053,486
5209490000	Other fabrics of yarns diff colors cont 85% of cotton, wght > 200 g/m	136,684	2,099,163	1,497,801	17,230,745
5209510000	Printed plain weave, cont. 85% of cotton weight > 200 g/m	57	3,984	587	32,754
5209520000	Oth. thn plain weave 3 or 4-thread twill, printed, 85% of cotton, wght > 200 g/m	19,365	120,861	256,046	1,314,913
5209590000	Other printed fabric cont. 85% of cotton weight > 200 g/m	14,630	154,138	157,060	1,560,702
5210110000	Unbleached plain weave, cont. < 85% of cotton, mixed with m-m-f weight <= 200g/m	433,806	8,113,332	3,594,198	52,166,495
5210190000	Oth unbleached fabrics, cont. < 85% mixed with m-m-f weight <= 200g/m	386,024	2,286,000	3,499,600	20,716,526
5210210000	Bleached plain weave cont. < 85% of cotton, mixed with m-m-f weight <= 200g/m	17,887	132,237	222,605	1,240,449
5210290000	Oth bleached fabrics, cont. < 85% of cotton, mixed with m-m-f weight <= 200g/m	18,025	802,808	259,505	5,566,228
5210310000	Dyed plain weave cont. < 85% of cotton, mixed with mmf weight <= 200g/m	291,900	2,607,993	3,662,847	27,555,564
5210320000	3-thrd/4-thrd twill, incl. twill < 85% of cotton, mix w/m-m-f weight <= 200g/m	16,018	377,895	193,776	3,344,254
5210390000	Other dyed fabrics cont. < 85% of cotton, mixed with m-m-f weight <= 200g/m	34,271	534,018	644,047	7,669,414
5210410010	String fabrics of yarns of diff color < 85% of cotton, with mmf weight <= 200g/m	1,379	8,288	22,490	665,892
5210410090	Plain weave other than string fabrics < 85% of cotton, with mmf weight <= 200g/m	68,018	533,061	913,832	5,615,960
5210490000	Oth fabrics of diff color cont. < 85% of cotton, mixed with mmf weight <= 200g/m	96,732	953,705	305,991	4,052,448

I.3. IMPOR MENURUT KOMODITI / IMPORT BY HS COMMODITY  
 \*\*\* NOVEMBER / NOVEMBER 2010 \*\*\*

HS	Uraian Komoditi Commodity Description	Berat Bersih / Net Weight (Kg)		Nilai / Value C.I.F (US\$)	
		Bulan ini Current Month	Kumulatif Cum.Jan. to date	Bulan ini Current Month	Kumulatif Cum.Jan. to date
5210510000	Printed plain weave cont.<85% of cotton, mixed with mmf weight <=200g/m	92	21,664	1,393	87,902
5210590000	Other printed fabrics cont.85% of cotton, mixed with mmf weight <=200g/m	101,022	1,299,712	995,334	9,531,273
5211110000	Unbleached plain weave, cont. <85% of cotton, mixed with m-m-f weight >200g/m	4,017	41,945	58,469	411,135
5211120000	3-thread/4-thread twill unbleached, incl. twill <85% of cotton w/ mmf weight >200g/m	1,255	33,059	22,111	181,841
5211190000	Oth unbleached fabrics, cont. <85% mixed with m-m-f weight >200g/m	225,599	2,221,744	2,218,472	16,622,099
5211200000	Bleached plain weave cont. <85% of cotton, mixed with m-m-f weight >200g/m	25,601	707,872	747,042	6,056,397
5211310000	Dyed plain weave cont. <85% of cotton, mixed with m-m-f weight >200g/m	23,328	657,902	222,580	5,388,685
5211320000	3-thrd/4-thrd twill, incl. twill <85% of cotton, mix w/m-m-f weight >200g/m	5,856	113,122	49,279	873,433
5211390000	Other dyed fabrics cont. <85% of cotton, mixed with m-m-f weight >200g/m	371,096	2,498,649	1,839,038	11,742,350
5211410010	String fbrcs of yarn of diff color <85% of cotton, mixed with mmf weight >200g/m	319	1,937	3,968	18,954
5211410090	Yarns of diff clour oth than string fab <85% of cotton, mxd w/ mmf >200 g/m	11,122	183,205	29,775	629,650
5211420000	Denim of yarns diff color, cotton <85%, mix wth man-made fibr weight >200g/m	141,388	2,368,964	453,176	5,330,170
5211430000	Oth fabrics of 3-thread/4-thrd <85% of cotton, mixed with mmf weight >200g/m	0	20,973	0	27,173
5211490000	Oth fabrics of diff color cont. <85% of cotton, mixed with mmf weight >200g/m	1,438	24,630	37,238	156,717
5211510000	Printed plain weave cont. <85% of cotton, mixed with mmf weight >200g/m	0	14,616	0	87,498
5211520000	3-thre/4-thread twill, incl. twill <85% of cotton, mixed with mmf weight >200g/m	19,882	98,278	292,469	1,239,652
5211590000	Othr printed fabrics cont. <85% of cotton, mixed with mmf weight >200g/m	91,017	566,052	650,687	3,765,537
5212110000	Unbleached woven fabrics of cotton weight <=200 g/m	1,840	49,085	40,052	531,346
5212120000	Bleached woven fabrics of cotton weight <=200 g/m	13,826	127,352	113,338	523,098
5212130000	Dyed woven fabrics of cotton weight <=200 g/m	3,384	167,747	9,912	1,455,424
5212140000	Woven fabrics of cotton of yarns of different color weight <=200 g/m	277,331	1,877,028	2,123,335	12,179,981
5212150000	Printed woven fabrics of cotton weight <=200 g/m	18	15,721	216	230,560
5212210000	Unbleached woven fabrics of cotton weight > 200 g/m	487,770	4,615,589	5,866,070	34,929,017
5212220000	Bleached woven fabrics of cotton weight > 200 g/m	500	8,780	4,013	105,538
5212230000	Dyed woven fabrics of cotton weight > 200 g/m	17	3,392	154	50,765
5212240000	Woven fabrics of cotton of yarns of different color weight > 200 g/m	41	172	10,165	12,700
5212250000	Printed woven fabrics of cotton weight > 200 g/m	364	53,414	7,696	283,437
5301100000	Flax, raw/retted-flax, raw/retted	0	4,458	0	16,252
5301210000	Broken/scutched flax, broken, scutch-ed/other processed but not spun	0	2,651	0	19,684
5301290000	Other flax, raw/processed but not spun; falx waste	0	38,370	0	44,342
5301300000	Flax tow & waste raw/processed but not spun	0	30	0	859
5302100000	True hemp, raw/retted	0	18	0	839
5302900000	Other hemp raw and processed but not spun	0	294	0	3,660
5303100000	Jute & oth textile bast fibres, raw/retted	74,864	283,516	110,368	336,747
5303900000	Jute & oth textile bast fibres, processed but not spun	0	25,978	0	76,971
5305000011	Raw coir coconut fibres	0	21,643	0	10,667
5305000021	Raw abaca fibres	9,375	72,802	3,211	69,851
5305000029	Abaca fibres processed	0	18	0	45
5305000030	Ramie fibres	0	1,838	0	1,200
5305000090	Oth than coconut, abaca, ramie textile fibres	130,448	1,021,380	103,072	837,563
5306100000	Single flax yarn	6,000	13,911	39,660	81,077
5306200000	Multiple (folded)/cabled flax yarn	1,090	1,525	2,681	3,848
5307100000	Single yarn of jute/of oth textile bast fibres of heading 53.03.	18,144	354,686	27,840	454,121
5307200000	Multiple (folded)/cabled of jute/oth fibres bast fibres of heading 53.03.	814,022	10,774,466	1,054,104	12,899,158
5308100000	Coir yarn of ther textile bast fibres of 5303	0	177	0	12,641
5308200000	True hemp yarn of other textile bas fibres of head 5303	0	9,755	0	49,359
5308901000	Paper yarn	0	42,000	0	150,734
5308909000	Other paper yarn	14,537	364,458	13,605	454,533
5309110000	Unbleached/bleached woven fabrics of flax cont. >=85% of weight of flax	4,052	21,849	61,355	347,000
5309190000	Other woven fabrics of flax cont. >=85% of weight of flax	108,349	398,914	1,572,971	5,644,469
5309210000	Unbleached/bleached woven fabrics of flax cont. <85% of weight of flax	7,442	36,009	63,778	408,803
5309290000	Other woven fabrics of flax cont. <85% of weight of flax	52,031	269,861	676,831	3,540,740
5310100010	Unbleached plain woven fabrics of oth textile bast fibres of head 5303	31,349	222,259	48,000	401,110
5310100090	Bleached plain woven fabrics of oth textile bast fibres of head 5303	110	4,022	10,306	60,579
5310900000	Oth woven fabrics of jute/of oth bast fibres of heading 53.03.	0	3,271	0	69,383
5311000000	Woven fabrics of oth vegetable textile fibres; woven fabrics of paper yarn.	17,808	153,836	371,477	979,519
5401100000	Sewing thread of man-made filament of synthetic filaments	331,715	3,925,869	2,036,057	22,458,372
5401200000	Sewing thread of artificial filament for retail sale	27,875	223,204	166,230	1,229,321
5402110000	High tenacity yarn of nylon/others polyamide of aramids	30,476	232,729	293,783	3,694,142
5402190000	High tenacity yarn of nylon/others polyamide of oth aramids	567,488	4,907,426	2,667,479	25,964,762
5402200000	High tenacity yarn of polyesters	801,439	9,981,649	2,195,571	24,350,054
5402310000	Textured yarn of nylon/oth polyamides measuring single yarn <= 50 tex	226,118	1,807,799	1,328,429	11,197,325
5402320000	Textured yarn of nylon/oth poly-amides, measuring single yarn <= 50 tex	104,199	649,672	421,254	2,159,506
5402330000	Textured yarn of polyesters	898,825	8,814,360	2,229,450	24,032,925
5402340000	Textured yarn of polypropylene synthetic filament	127,818	946,641	320,499	4,769,889
5402390000	Other texture synthetic filament yarn	201,213	1,545,447	685,189	6,396,380
5402440000	Oth yarn, single, of elastomeric <=50 turns/m	418,685	3,216,327	3,349,895	26,589,721
5402450000	Oth yarn, single, oth, of nylon or oth polyamides, <=50 turns/m	245,927	2,661,832	1,049,396	10,672,575
5402460000	Oth yarn, single, oth, of polyesters, partially oriented, <=50 turns/m	413,545	5,547,430	826,003	10,483,000
5402470000	Oth yarn, single, of oth polyesters for mdical/srgical use, <=50 turns/mtr	694,272	5,232,516	1,867,270	14,912,274
5402480000	Oth yarn, single, oth, of polypropylene, <=50 turns/m	229,296	2,431,623	464,618	3,560,199
5402490000	Oth yarn, single, oth, of elast, nylon, polyeste, polypropylene, <=50 trn/mtr	227,572	2,804,521	1,876,328	17,802,284
5402510000	Oth yarn, single, twist, of nylon/oth polyamides, > 50 turns/m	1,403	45,274	8,662	297,844
5402520000	Oth yarn, single, twist, of polyester > 50 turns/mtr	11,931	401,674	24,579	913,154
5402590000	Oth yarn, single, twist, oth th of nylon or oth polyamide & polyester, >=50 trn/mtr	4,689	24,507	12,227	85,679
5402610000	Oth yarn of nylon/oth polyamides, multiple/cable	53,143	383,612	231,303	1,008,800
5402620000	Other yarn of polyester, multiple/cable	33,010	583,360	190,839	1,666,500
5402690000	Oth yarn, multiple/cable, oth thn of nylon/oth polyamides & polyester	116,859	1,025,616	156,450	2,188,335

I.3. IMPOR MENURUT KOMODITI / IMPORT BY HS COMMODITY  
 \*\*\* NOVEMBER / NOVEMBER 2010 \*\*\*

HS	Uraian Komoditi Commodity Description	Berat Bersih / Net Weight (Kg)		Nilai / Value C.I.F (US\$)	
		Bulan ini Current Month	Kumulatif Cum.Jan. to date	Bulan ini Current Month	Kumulatif Cum.Jan. to date
5403100000	High tenacity yarn of viscose rayon	25,863	167,336	127,951	844,461
5403310000	Other single yarn of viscose rayon, untwisted/with a twist <120 turns/m	267,801	2,318,657	878,708	7,179,662
5403320000	Other single yarn of viscose rayon, withtwist exceeding 120 turns/m	69	18,424	712	101,467
5403330000	Other single yarn of cellulose acetate	0	279	0	18,618
5403390000	Other single yarn	21,395	496,240	29,884	2,357,133
5403410000	Other multiple (folded)/cable yarn of yarn of viscose rayon	102,675	636,373	203,728	1,411,274
5403420000	Other multiple (folded)/cable yarn of cellulose acetate	20,730	352,925	103,651	1,848,460
5403490000	Other artificial filament yarn	1,695	99,663	17,626	583,965
5404110000	Synth.monofilament of elastomeric>=67dctx,dim.<=1mm, width<=5mm	132,770	1,073,203	605,464	4,529,549
5404120000	Synth.monofilament oth,of polypropylene>=67dctx,dim.<=1mm, width<=5mm	91,063	514,735	504,244	2,439,420
5404190000	Synth.monofilament oth thn elast&polyprln>=67dctx,dim.<=1mm, width<=5mm	69,748	986,208	564,010	5,851,442
5404900000	Synthetics other than filament exceeds 1 mm, width <= 5 mm	182,870	1,509,517	264,722	2,029,042
5405000000	Artificial monofilament >=67 dec, nocross-sect,dim>=1mm,strip and the like	0	28	0	194
5406000000	Man-made filament yarn(oth thn sewingthread), put up for retail sale.	10,557	166,830	27,747	458,375
5407101100	Unbleached tyre woven fabrics & conveyor duck	92,865	454,798	417,486	2,923,131
5407101900	Other unbleached other than tyre wovenfabrics & conveyor duck	6,693	348,425	131,932	2,889,254
5407109100	Tyre woven fabrics & conveyor duckof other woven fabrics of synthtcs flmnt	0	18,187	0	349,690
5407109900	Other woven fabrics of synthetics flmntobtained materials of head 54.04	33,147	453,438	291,524	5,752,070
5407200000	Woven fabric, bleached/no,obtained from strip/the like	60,687	953,215	223,947	4,030,279
5407300000	Fabrics specified in note 9 to section	7,495	57,482	102,167	1,034,819
5407411000	Woven nylon mesh fabric of untwistedweight >=85% of flmnt of nyln/polyamid	8,366	147,715	70,321	1,201,711
5407419000	Woven fabrics obtained from high tencitymaterials of heading 54.04.	264,248	4,319,968	1,943,832	22,272,633
5407420000	Dyed woven fabrics weight>=85% of filament of nylon/polyamides	495,715	3,681,754	5,785,533	44,981,083
5407430000	Woven fabrics of yarn of diff colorweight >=85% of flmnt of nyln/polyamid	1,348	17,873	29,501	289,036
5407440000	Printed woven fabrics weight>=85%of flmnt of nyln/polyamds	4	179,004	17	1,289,204
5407510000	Woven fabrics, bleachd/no,con.>=85% of txdur polyester flmnt	535,898	5,669,468	2,710,401	31,186,852
5407520000	Dyed woven fabrics cont.>=85% ofweight of textured polyester flmnt	1,444,313	12,090,783	10,360,674	94,888,805
5407530000	Oth woven fabrics of yarn of diff colorweight>=85% of txdur polyester filament	170,462	540,521	1,374,929	4,053,777
5407540000	Printed woven fabrics cont.>=85%,weight>=85% of txdur polyester filament	145,311	1,510,635	1,342,656	10,423,407
5407610000	Oth woven fabrics, cont >=85% of byweight of non textured polyester flmnt	1,614,588	18,966,165	11,235,477	123,219,774
5407690000	Oth bleached/unbleached woven fabricscont.>=85% of polyester polymnts	1,626,632	12,106,204	15,512,489	106,584,441
5407710000	Oth woven fabric,bleachd/no,con.>=85% of txdur polyester flmnt	86,100	960,961	827,142	6,763,144
5407720000	Dyed woven fabrics cont.>=85% ofweight of synthetics filament	32,183	765,014	358,122	7,013,040
5407730000	Oth woven fabrics of yarn of diff color>=85% weight of synthetic filaments	6,823	64,981	36,091	465,780
5407740000	Printed woven fabrics cont.>=85%,weight of synthetics filament	92,625	420,393	214,474	1,232,736
5407810000	Woven fabrics,bleachd/no,cont.<85% weight of synth flmnt with cotton	29,128	492,103	312,220	4,001,232
5407820000	Dyed woven fabrics cont.<85% ofweight of synth flmnt with cotton	75,159	735,905	460,213	4,690,666
5407830000	Oth woven fabrics of yarn of diff colorweight<85% of synth flmnt with cotton	26,964	463,129	216,850	3,118,048
5407840000	Printed woven fabrics cont.<85%, weight of synth flmnt with cotton	12,340	295,669	164,463	2,173,992
5407910000	Woven fabric,bleachd/no,obtainedother than synthetics/cotton filament	6,227	262,288	29,935	1,019,616
5407920000	Dyed woven fabrics obtained otherthan synthetics/cotton filaments	99,425	788,776	764,054	5,952,668
5407930000	Oth woven fabrics of yarn of diff colorother than synthetics/cotton filament	4,676	46,269	32,780	199,415
5407940000	Printed wiven fabrics obtained otherthan synthetics/cotton filaments	4,967	27,946	44,270	251,401
5408101000	Unbleached woven fabrics obtainedfrom high yarn of viscose rayon	46,149	165,693	401,212	1,393,839
5408109000	Bleached woven fabrics obtainedfrom high yarn of viscose rayon	96,558	1,033,791	1,076,519	9,180,932
5408210000	Woven fabrics, bleachd/no,cont.>=85%wgt of artifical flmnts/strip	8,440	53,282	98,030	509,748
5408220000	Dyed woven fabrics cont.>=85%weight of artifical flmnts/strip	38,116	304,331	381,602	2,814,809
5408230000	Oth woven fabrics of yarn of diff color>=85%wgt of artifical flmnt/strip	0	1,330	0	13,861
5408240000	Printed woven fabrics cont.>=85%weight of artifical flmnts/strip of	2,569	173,188	19,877	1,358,144
5408310000	Woven fabrics,bleachd/no, obtainedof oth artifical flmnt/strip	3,988	24,695	17,576	170,340
5408320000	Dyed woven fabrics obtained of otherartificial flmnt/strip of the like	2,099	233,054	29,470	2,066,106
5408330000	Oth woven fabrics of yarn of diff colorobtnd of oth artifical flmnt/strip	6	13,083	1,983	93,810
5408340000	Printed woven fabrics obtained of otherartificial flmnt/strip of the like	0	7,483	0	86,230
5501100000	Synthetic filament tow of nylon/other polyamides	34,167	452,799	128,261	1,880,292
5501200000	Synthetic filament tow of polymers	92,961	1,194,305	313,642	2,071,828
5501300000	Synthetic filament tow of acrylic/modacrylic	3,550,045	36,591,766	10,025,025	107,071,823
5501400000	Synth. filament tow of polypropylene	298	2,214	570	5,101
5501900000	Other synthetic filament tow	54,473	378,595	105,114	1,691,044
5502000000	Artificial filament tow.artificial filament tow.	2,133,890	24,715,648	10,651,979	122,898,602
5503110000	Synthetic staple fibres of nylon/othrpolyamides of aramids	4,957	151,486	26,991	1,615,440
5503190000	Synthetic staple fibres of nylon/othrpolyamides oth thn aramids	21,713	151,952	215,135	1,106,021
5503200000	Synthetic staple fibres of polyesters	10,072,620	63,050,119	15,654,233	90,027,466
5503300000	Synthetic staple fibres of acrylic/modacrylic	2,066,603	25,739,115	5,675,953	72,620,976
5503400000	Synthetic staple fibres of polypropylene	500,792	4,419,632	1,033,849	8,601,596
5503900010	Other synthetic staple fibres of polivinil alcohol	76,200	381,773	225,051	1,249,539
5503900090	Other synthetic staple fibres of otherthan polivinil alcohol	240,435	1,121,233	824,724	4,336,813
5504100000	Artifcl staple fibres of viscose rayon,carded/othwise procsd for spning	698,090	17,554,852	2,020,141	50,542,579
5504900000	Artifcl staple fibres of viscos rayonnot crded/othwise procs for spin	85,410	2,653,849	288,835	7,518,995
5505100000	Waste of man-made fibres ofsynthetic fibres	339,605	710,455	235,308	522,024
5506100000	Synth staple fibres of nylon/oth polyamides crded,comb othwse procs for spng	4,165	157,503	38,488	1,941,266
5506200000	Synth staple fibres of polyester crded,combed othwse procs for spinning	303,921	1,562,473	595,626	3,666,453
5506300000	Synth staple fibres of acrylic/moda-crylic combed othwse procs for spinning	25,007	769,600	85,712	2,234,480
5506900000	Oth synth staple fibres, carded, combbothwise processed for spinning.	312	203,896	658	699,742
5507000000	Artificial staple fibres, carded, combbothwise processed for spinning	0	15,825	0	177,862
5508100000	Sewing thread of man-made staplefibre of synthetic staple fibres for rta	476,375	4,287,552	2,311,876	16,714,349
5508200000	Sewing thread of man-made staplefibre of artifical staple fibres for reta	4,454	71,183	25,510	474,394
5509110000	Single yarn cont >=85% by weight ofstaple fibres of nylon/oth polyamides	83,369	212,237	374,555	1,348,032
5509120000	Multiple/cabled yarn cont>=85% bywght of staple fibre of nylon/oth poly	620	20,666	5,936	222,903

I.3. IMPOR MENURUT KOMODITI / IMPORT BY HS COMMODITY  
 \*\*\* NOVEMBER / NOVEMBER 2010 \*\*\*

HS	Uraian Komoditi Commodity Description	Berat Bersih / Net Weight (Kg)		Nilai / Value C.I.F (US\$)	
		Bulan ini Current Month	Kumulatif Cum.Jan. to date	Bulan ini Current Month	Kumulatif Cum.Jan. to date
5509210000	Single yarn cont >=85% by weight of polyester staple fibres	180,535	1,109,522	398,813	2,298,424
5509220000	Multiple (folded)/cabled yarn cont.>=85% of polyester staple fibres	52,424	962,742	227,259	2,870,861
5509310000	Single yarn cont >=85% by weight of acrylic/modacrylic staple fibres	9,159	85,913	55,822	354,748
5509320000	Multiple/cabled yarn cont.>=85% by weight of acrylic/modacrylic staple fibres	3,758	49,314	27,750	310,414
5509410000	Single yarn cont >=85% by weight of synthetic staple fibres	45	11,643	252	151,969
5509420000	Multiple (folded)/cabled yarn cont.>=85% of synthetic staple fibres	16,106	114,918	84,604	762,436
5509510000	Oth yarn of polyester staple fibres mixed mainly with artificial staple fibres	71,216	431,690	583,863	3,239,422
5509520000	Oth yarn of polyester staple fibres mixed wool/animal hair	4,307	19,142	40,818	172,554
5509530000	Oth yarn of polyester staple fibres with cotton	186,606	787,178	566,396	1,874,729
5509590000	Oth yarn of polyester staple fibres other than mixed mainly	211	56,231	1,122	203,982
5509610000	Oth yarn of acrylic/modacrylic staple fibre mixed with wool/animal hair	5	12,449	227	161,836
5509620000	Oth yarn of acrylic/modacrylic staple fibre mixed with cotton	0	1,826	0	10,336
5509690000	Oth yarn of acrylic/modacrylic staple fibre other than cotton & animal hair	21	95,787	4	607,689
5509910000	Other yarn mixed mainly or solely with wool/animal fine hair	0	7,018	0	58,571
5509920000	Other yarn mixed mainly/solely with cotton	0	202	0	1,863
5509990000	Other yarn of synthetic staple fibres other than mix with animal hair & cotton	9,213	171,212	10,560	724,827
5510110000	Single yarn cont >=85% by weight of artificial staple fibres	16,950	306,427	89,666	1,247,670
5510120000	Multiple/cabled yarn cont.>=85% by weight/artificial staple fibres	0	22,777	0	89,518
5510200000	Oth yarn, mixed mainly/solely with cont.>=85% of weight of artificial staple fibre	768	1,771	7,136	16,251
5510300000	Other yarn, mixed mainly/solely with cont.>=85% of weight of cotton	5,354	66,088	94,564	1,073,498
5510900000	Other yarn of artificial staple fibres cont.>=85% of weight of cotton	140	33,055	2,653	245,018
5511100000	Yarn of synthetic staple fibres, cont.>=85% weight of such fibres	188,144	759,462	739,950	3,262,875
5511200000	Yarn of synthetic staple fibres, cont.<85% weight of such fibres	0	7,859	0	77,127
5511300000	Yarn of artificial staple fibres put up for retail sale	2,102	17,055	24,085	292,511
5512110000	Woven fabrics of synthetic staple fibre cont.>=85% weight of polyester staple fibre	144,348	1,213,035	607,440	5,572,896
5512190000	Woven fabrics of synth staple fibre cont.>=85% wght, oth than polyester staple fibre	320,660	2,208,981	2,233,002	14,920,583
5512210000	Woven fabrics of synthetic staple fibre cont.>=85% weight of acrylic/mdcrylic	6,542	239,296	44,288	1,635,866
5512290000	Woven fabrics of synth staple fibre cont.>=85% wght of oth thn acrylic/mdcrylic	53,730	387,549	431,198	3,453,310
5512910000	Oth woven fabrics of synth stple fibre cont.>=85% weight of acrylic/mdcrylic	2,451	20,447	35,734	333,140
5512990000	Oth woven fabrics cont.>=85% of wght of acrylic/modacrylic staple fibres	23,540	355,673	431,309	4,643,875
5513110000	Woven fabrics of polyester staple fibres plain weave <=85% mix w/cotton <170g/m	39,345	651,880	228,651	3,382,285
5513120000	3-thread /4-thread twill, incl twill polyester staple fibres <=85% w/cotton	60,110	578,930	621,984	5,419,986
5513130000	Oth woven fabrics of polyester staple fibre <=85% mixed wght <170 g/m of cotton fibre	280,970	2,295,918	1,929,763	14,027,731
5513190000	Oth woven fabrics <85% mixed cotton weight <170 g/m of cotton	101,582	1,149,717	565,018	5,302,845
5513210000	Dyed woven fabrics of polyester staple fibres, plain weave <85% of such fibres	153,130	2,175,352	1,227,867	15,128,656
5513230000	Oth dyed woven fabrics of polyester staple fibres <85%, cotton <170 g/m	11,533	396,508	146,545	1,558,380
5513290000	Oth woven fabrics <85% such fibres, mixed cotton <170 g/m	61,174	422,116	628,123	4,112,859
5513310000	Wvn fabrics of yarn of diff color of polyester staple fibres, plain weave <85% fibres	25,108	277,913	156,608	1,891,246
5513390000	Oth woven fabrics <85% of such fibres weight <170 g/m of cotton	13,062	114,986	120,870	909,818
5513410000	Printed polyester staple fibres, plain weave <85% of fibre, cotton <170 g/m	561,220	6,489,124	1,079,300	9,601,343
5513490000	Oth woven fabrics <85% of fibres weight <170 g/m of cotton	37,084	987,163	203,674	4,499,885
5514110000	Woven fabrics of polyester staple fibres plain weave <=85%, cotton >170g/m	76,420	629,534	356,074	2,729,309
5514120000	Bleached or no, 3 or 4-thread twill, polyester staple fibres <85%, cotton >170g/m2	7,886	47,747	70,756	389,100
5514190000	Oth woven fabrics <85% of fibres mixed weight >170g/m of cotton	423,458	2,856,588	3,378,768	18,541,261
5514210000	Dyed polyester staple fibres, plain weave staple fibres <85%, cotton >170 g/m, dyed	14	42,188	119	207,086
5514220000	Dyed, 3 or 4-thread twill, incl. twill polyester staple fibres <85%, cotton >170g/m2	23,333	269,370	207,294	1,632,940
5514230000	Oth dyed woven fabrics of polyester staple fibre <85%, cotton >170 g/m, dyed	209	35,805	2,749	208,160
5514290000	Other woven fabrics <85% of fibres mixed weight >170g/m of cotton, dyed	2,391	147,760	35,971	1,350,806
5514300000	Woven fabrics of synth stple fibre <85%, cotton >170 g/m, diff color	22,207	219,103	154,482	1,299,940
5514410000	Printed polyester staple fibres, plain weave <85% of fibre, cotton >170 g/m	0	789	0	8,948
5514420000	Print 3-thread/4-thread twill, incl twill polyester staple fibre <85%, cotton >170g/m	35,130	458,669	260,086	2,929,925
5514430000	Oth printed woven fabrics of polyester staple fibre <85%, cotton >170 g/m	2,350	29,026	10,832	179,654
5514490000	Other printed woven fabrics <85% such fibres, weight >170 g/m of cotton	1,413	154,701	11,943	1,671,345
5515110000	Oth woven fabrics of synth stple fibres of polyester staple fibre mixed w/viscose rayon	529,062	4,408,600	5,167,569	38,217,570
5515120000	Oth woven fabrics of synth stple fibres of polyester staple fibre mixed w/m-made filament	10,769	254,893	197,431	1,298,421
5515130000	Oth woven fabrics of synth stple fibres of polyester staple fibre mixed w/wool/animal hair	8,416	304,256	52,769	2,975,877
5515190000	Other woven fabrics of synth stple fibre of other polyester staple fibres	121,861	1,470,491	971,260	12,087,806
5515210000	Oth wvn fibres of acrylic/modacrylic mixed/solely with man-made filament	847	12,424	6,893	279,483
5515220000	Oth wvn fibres of acrylic/modacrylic mixed/solely w/wool/fine animal hair	3	8,760	45	87,379
5515290000	Oth wvn fibres of acrylic/modacrylic mixed/other than man-made filament/wool	756	87,094	8,517	659,470
5515910000	Oth woven fabrics mixed mainly/solely man-made filaments	0	35,557	0	377,103
5515990000	Oth woven fabrics mixed mainly/solely with other than man-made filament/wool	5,851	138,311	74,415	1,190,876
5516110000	Unbleached/bleached woven fabrics of artificial staple fibre; weight >=85%	116,357	267,514	813,853	1,540,770
5516120000	Dyed fibres of artificial staple fibre; weight >=85% of artificial staple fibres	26,404	166,169	375,142	1,864,627
5516130000	Woven fabrics of yarns of diff color; weight >=85% of artificial staple fibres	0	13,857	0	150,694
5516140000	Printed woven fabrics of yarns of diff color; wght >=85% of artificial staple fibre	75,321	237,619	734,072	2,453,821
5516210000	Un/bleached woven fabrics of artificial staple fibre mix m-m-f; weight <85%	10,023	129,608	85,967	1,262,723
5516220000	Dyed woven fabrics of artificial staple fibre mix m-m-f; weight <85%	88,561	516,210	1,031,370	6,190,186
5516230000	Woven fabrics of yarn of diff color artificial staple fibre; weight <85%	1,101	2,390	14,690	32,710
5516240000	Printed woven fabrics of artificial staple fibre mixed with m-m-f; weight <85%	6,352	11,147	116,954	178,930
5516310000	Un/bleached woven fabrics of artificial staple fibre mixed w/wool; weight <85%	2,663	10,114	34,289	49,302
5516320000	Dyed woven fabrics of artificial staple fibre mixed with wool; weight <85%	165	160,956	4,171	1,565,374
5516340000	Printed woven fabrics of staple fibre mixed with wool; weight <85%	0	201	0	3,237
5516410000	Un/bleached woven fabrics of artificial staple fibre mixed cotton; weight <85%	2,389	25,208	23,016	71,193
5516420000	Dyed woven fabrics of artificial staple fibre mixed with cotton; weight <85%	89	3,483	205	69,466
5516430000	Woven fabrics of yarn of diff colors mixed with cotton; weight <85%	21,911	105,823	120,560	819,707
5516440000	Printed woven fibres of artificial staple fibre mixed with cotton; weight <85%	1,155	26,790	28,264	373,040
5516910000	Other un/bleached woven fabrics of staple fibre mixed w/cotton; weight <85%	773	29,165	11,727	134,757

I.3. IMPOR MENURUT KOMODITI / IMPORT BY HS COMMODITY  
 \*\*\* NOVEMBER / NOVEMBER 2010 \*\*\*

HS	Uraian Komoditi Commodity Description	Berat Bersih / Net Weight (Kg)		Nilai / Value C.I.F (US\$)	
		Bulan ini Current Month	Kumulatif Cum.Jan. to date	Bulan ini Current Month	Kumulatif Cum.Jan. to date
5516920000	Other dyed woven fabrics of artificial staple fibre mixed cotton; weight < 85%	37,124	151,914	312,628	1,338,317
5516930000	Oth woven fabric of yarn of diff colors staple fibre mixed cotton; weight < 85%	5	401	1,019	12,239
5516940000	Other printed woven fabrics of artificial staple fibre mixed cotton; weight < 85%	71,416	412,382	797,397	3,567,163
5601100000	Sanitary towels & tampons, napkins liners for baby & similar sanitary article	5,263	151,477	25,646	606,179
5601210000	Wadding & its articles of man-made fibres	819	8,137	9,980	139,532
5601221000	Wrapped cigarette tow of man-made fibres	6,929	123,770	27,456	869,855
5601229000	Other wrapped cigarette tow of man-made fibres	2,153	86,315	38,294	608,784
5601290000	Wrapped cigarette tow of other than man-made fibres	26,327	478,408	202,792	3,209,062
5601301000	Polyamide fibre flock of wadding material not exceeding 5 length.	4,471	79,334	22,676	348,986
5601309000	Textile flock & dust mill neps other than polyamide fibre flock; <= 5 flock	4,923	43,225	8,140	348,993
5602100000	Needleloom felt & stitch-bonded fibre covered/laminated.	64,497	327,291	374,060	2,509,794
5602210000	Oth felt of wool/fine animal hair, not impregnated, coated, covered	1,527	14,649	36,360	618,323
5602290000	Oth felt of oth textile materials, not impregnated, coated, covered	4,660	40,373	66,237	802,543
5602900000	Felt, oth thn needleloom & oth felt not impregnated, coated, covered	28,749	333,681	138,845	1,539,935
5603110000	Non woven of man-made filament, not impregnated, coated, covered	898,560	7,074,218	2,719,498	22,013,959
5603120000	Non woven of m-m-f, not impregnated, covered/laminated; 25g/m < weight < 70g/m	1,129,396	8,388,454	3,223,238	30,113,839
5603130000	Non woven of m-m-f, not impregnated, covered/laminated; 70g/m < weight < 150g/m	449,276	3,616,536	1,307,599	10,709,055
5603140000	Non woven of m-m-f, not impregnated, covered/laminated; weight > 150g/m	568,037	4,637,472	3,096,372	25,246,966
5603910000	Non woven of other, weight <= 25g/m <sup>2</sup>	433,126	4,038,843	1,215,936	10,665,505
5603920000	Non woven of other 25g/m <sup>2</sup> < weighing <= 70g/m <sup>2</sup>	201,829	2,550,909	836,514	10,162,459
5603930000	Non woven of other 70g/m <sup>2</sup> < weighing <= 150g/m <sup>2</sup>	27,060	353,461	262,352	3,022,439
5603940000	Non woven of other, weight <= 150g/m <sup>2</sup>	477,551	3,968,606	3,600,610	22,909,262
5604100000	Rubber thread & cord, textile covered and the like head 5404/5405	155,085	1,124,427	915,560	5,682,003
5604900000	Oth thn rubber thread & cord, textile covered and the like head 5404/5405	34,338	199,573	475,570	2,447,702
5605000000	Metallised yarn, whether/not gimped, metallised yarn, whether/not gimped,	6,076	139,140	50,613	898,839
5606000000	Gimped yarn, strip & the like of head gimped yarn, & strip & the like of head	111,228	609,815	277,060	1,556,648
5607210000	Binder/baler twine of sisal/oth textile fibres of genus agave	218	159,634	877	226,693
5607290000	Oth binder/baler twine of sisal/oth textile fibres of genus agave	43,020	498,704	128,781	1,582,386
5607410000	Binder/baler twine of polyethylene/polypropylene	10,227	61,900	25,703	319,953
5607490000	Gimp yarn, oth thn binder/baler twine, of polyethyln/polypropyln	867,968	7,010,435	1,072,609	9,363,100
5607501000	V-belt cord of man-made fibres treated resorcinol formaldehyde >= 10000 dec	36,603	256,029	369,475	2,915,981
5607509000	V-belt cord of oth synth fbrs treated measuring more than 10,000 decitex	34,875	344,370	202,065	2,202,640
5607901000	Other gimped yarn, of artificial fibres, like of heading 5404/5405	2,173	56,743	32,836	644,552
5607902000	Other gimped yarn, of abaca/oth hard fbrs, like of heading 5404/5405	1,439	13,284	18,395	133,994
5607909000	Other gimped yarn, oth thn of abaca and artificial fibres	104,032	1,472,992	191,259	3,818,460
5608110000	Made up fishing net of man-made textile materials	341,973	3,274,136	504,229	4,766,837
5608192000	Net bags of man-made textile material	11,685	220,254	44,133	722,032
5608199000	Knotted of twine, oth than man-made texti. matr., fishg net & net bags	21,001	254,415	41,631	798,682
5608900000	Other knotted of twine, cordage/ropemade up fishg net and oth	34,956	748,864	130,482	2,176,746
5609000000	Articles of yarn, strip/the like of head 5404/5405, twine, cordage, rope/cable	189,301	1,209,358	750,286	3,709,707
5701100000	Articles of yarn, like of head. 5404/5405, of wool/fine animal hair	0	99	0	3,013
5701901000	Articles of yarn, like of head. 5404/5405, of cotton, oth text. matr.	102,031	199,854	1,069,232	2,055,151
5701909000	Articles of yarn, like of head. 5404/5405, oth than cotton, oth text. matr.	26	68,978	1,050	284,621
5702200000	Floor covering of coconut fibres (coir) not tufted/flocked	6,237	117,000	9,993	152,155
5702310000	Floor cov of pile construct of wool/fine animal hair, not made up, not tufted/flock	0	13,662	0	152,716
5702320000	Floor cov of pile construct of man-made text mat, not made up, not tufted/flocker	8,360	127,283	61,916	588,871
5702391000	Floor cov of pile construct of cotton not made up, not tufted/flocked	0	6,929	0	19,705
5702399000	Floor cov of pile construct of oth textile materials, not made up, not tufted	19,361	38,119	31,599	241,192
5702410000	Oth floor cov. of pile construct made up, of wool of fine animal hair	956	18,463	4,931	46,995
5702420000	Oth floor cov. of pile construct made up, of man-made textile matr	209,678	2,644,687	377,085	4,613,656
5702491000	Oth floor cov. of pile construct made up, of cotton, oth textile matr	952	3,202	2,689	11,343
5702499000	Oth floor cov. of pile construct made up, oth thn cotton & jute, oth textile matr	0	4,498	0	6,547
5702501000	Oth floor cov. not of pile construct, not made up, of cotton	4,091	8,244	6,533	10,984
5702509000	Oth floor cov. not of pile construct, not made up, oth thn cotton & jute fibres	11,253	21,546	20,300	31,615
5702910000	Oth floor cov. not of pile construct, made up, of wool/fine animal hair	0	18	0	203
5702920000	Oth floor cov. not of pile construct, made up, of man-made textl matr	55,579	471,924	71,814	706,897
5702991000	Oth flr cov. not of pile cnstrct, made up of cotton, oth textile matr	0	28,109	0	22,688
5702999000	Oth flr cov. not of pile cnstrct, made up oth thn ctnn & jute fibres, oth txtl mtrls	0	7,299	0	13,123
5703100000	Carpet & oth txtl flr cov., tufted, whthr/not made up, of wool/fine anim. hair	285	26,545	1,466	56,379
5703200000	Carpet & oth txtl flr cov., tufted, whthr/not made up, of nylon/oth plyamid	118,934	1,330,318	361,166	3,836,227
5703300000	Carpet & oth txtl flr cov., tufted, whthr/not made up, of oth man-md-txtl mtrls	269,797	2,791,454	1,143,816	10,499,657
5703901000	Carpet & oth txtl flr cov., tufted, whthr/not made up, of cotton, oth textile matr	0	57,280	0	155,394
5703902000	Carpet & oth txtl flr cov., tufted, whthr/not made up, of jute fbrs, oth txtl mtrls	195	195	1,008	1,008
5703909000	Carpet & oth txtl flr cov., tufted, whthr/nt md up, not ctnn & jute fbr, oth txtl mtrl	345	3,544	5,616	52,682
5704100000	Tiles, having a surface <= 0,3m, felt, not tufted/flocked, made up/not	30	95,843	36	106,376
5704900000	Tiles, having a surface > 0,3m, felt, not tufted/flocked, made up/not	333,169	3,001,288	428,767	3,925,266
5705100000	Oth carpet & oth txtl flr cov., whthr/not made, of cotton	0	36,163	0	60,886
5705900000	Oth carpet & oth txtl flr cov., whthr/not made, oth thn cotton & fibres	452,711	2,844,205	518,095	3,880,187
5801100010	Woven pile & chenille fbr, of wool/fine animals hairs, melton cloth (tennis)	5,345	112,333	38,309	1,187,066
5801100090	Woven pile & chenille fbr, of wool/fine anml hairs, oth melton cloth (tennis)	7,917	53,543	21,965	190,151
5801210000	Uncut weft pile fabrics of cotton other than fabrics of head 5802/5806	1,375	29,330	11,072	254,720
5801220000	Cut corduroy of cotton oth than fabric of head 5802/5806	10,985	457,635	52,336	3,343,071
5801230000	Oth weft pile fabrics of cotton oth thn fabrics of head 5802/5806	1,739	63,710	9,165	350,721
5801240000	Warp pile fabrics, epingle (uncut) of cotton oth than fabrics of head 5802/06	0	67	0	1,327
5801250000	Warp pile fabrics of cotton, cut, other than fabrics of head 5802/5806	3,781	34,476	43,184	322,057
5801310000	Uncut weft pile fbrs of man-made fbrs other than fabrics of head 5802/5806	0	10,884	0	86,202
5801320000	Cut corduroy of man-made fibres other than fabrics of head 5802/5806	8	48,475	57	267,829
5801330000	Oth weft pile fabrics of man-made fbrs other than fabrics of head 5802/5806	1,610	13,568	18,547	134,297

I.3. IMPOR MENURUT KOMODITI / IMPORT BY HS COMMODITY  
 \*\*\* NOVEMBER / NOVEMBER 2010 \*\*\*

HS	Uraian Komoditi Commodity Description	Berat Bersih / Net Weight (Kg)		Nilai / Value C.I.F (US\$)	
		Bulan ini Current Month	Kumulatif Cum.Jan. to date	Bulan ini Current Month	Kumulatif Cum.Jan. to date
5801340000	Warp pile fbrcs, epingle(uncut) of man-made fbrs othr thn fabrnc of head 5802/06	0	17,000	0	114,322
5801350000	Warp pile fabrics of man-made fbrs,cut,other than fabrics of head 5802/5806	630	132,153	12,217	1,130,256
5801360000	Chenille fabrics of man-made fribresother than fabrics of head 5802/5806	5,428	129,856	38,117	398,276
5801901000	Othr carpet & text floor covrng of silkthan fabrics of head 5802/5806	7,559	32,218	6,637	96,312
5801909000	Othr carpet & text floor covrng of oththan silk/fabrics of head 5802/5806	22,503	212,331	163,261	1,723,194
5802110000	Unbleachd terry towelling&smilar wovnenfabrics of cotton othr than head 5806	23,330	134,897	197,877	1,010,276
5802190000	Bleachd terry towelling&smilar wovnenfabrics of cotton othr than head 5806	973	116,497	10,726	910,406
5802200000	Terry towelling & imilar ofotr textilemat fabrcs of cotton othr than head 5806	1,894	5,705	18,420	47,735
5802300000	Tufted textile fabrics of cotton othertan fabrics of head 5806	2,920	31,506	14,922	238,362
5803001000	Gauze, oth thn narrow fbrcs of heading58.06, of cotton	4	8,780	76	93,708
5803009000	Gauze, oth thn narrow fbrcs of heading58.06, oth thn cotton	808	3,074	26,295	56,495
5804101000	Tulles & other net fabrcs of silk,notincl wovnen fabrics of head 6002 to 6006	211	10,530	37,424	444,074
5804102000	Tulles & other net fbrcs of cotton,notincl wovnen fabrics of head 6002 to 6006	611	7,035	16,533	171,020
5804109000	Tulles&oth net fbrnc oth than silk/cottoninc wovnen fabrics of head 6002 to 6006	50,933	438,243	627,981	5,471,872
5804210000	Mechanically made lace of man-made fbrsexcl fabrics of head 6002 to 6004	60,090	521,570	1,617,596	13,911,829
5804290000	Mechanically made lace of oth textilemat. excl fabrcs of head 6002 to 6004	27,035	325,716	654,957	6,736,585
5804300000	Mechanically hand-made lace excl.fabricof head 6002 to 6004	4,997	43,245	68,404	623,510
5805001000	Hand-woven tapestries of cotton, whetheror not made up	1,790	16,816	25,655	240,301
5805009000	Hand-woven tapestries of other thancotton, whether/not made yp	588	76,623	2,785	161,642
5806101000	Woven pile fabrics of silk other thangoods of head 5807	2,998	41,333	34,848	342,550
5806102000	Woven pile fabrics of cotton othertan goods of head 5807	1,573	22,799	24,769	355,552
5806109000	Woven pile fabrics of other than silk/cotton other than goods of head 5807	8,871	97,832	122,084	1,233,765
5806200000	Oth wovnen fabrics;weight>=5% of elasto-meric yarn/thread	258,747	2,125,946	3,182,778	28,730,765
5806311000	Narrow woven fabrics of cotton for mfgof inkd ribbon oth thn goods of head 580	5,284	17,413	74,228	255,035
5806312000	Backing for electrical insulating paperother than good of head 5807	299	4,194	2,907	81,452
5806313000	Slide fastener ribbons;width<=12mmother than good of head 5807	2,471	26,395	57,131	382,765
5806314000	Webbings used in covering piping, polesand the like but goods of head 5807	2,820	22,859	23,054	173,826
5806319000	Other wovnen fabrics excluding goods ofhead 5807	32,539	318,472	486,470	5,661,756
5806321000	Narrow woven fabrics of man-made fibresfor seat belt webb excl goods of head !	47,337	946,799	485,440	6,275,684
5806322000	Slide fastener ribbon;width<=12mm of mffor seat belt webb excl goods of head 5	286	21,718	4,508	284,585
5806323000	Webbings used in covering piping, poles,other than good of head 5807	893	3,516	12,137	76,753
5806329000	Woven fbrcs of oth than cotton/man-made fbr other than goods of head 5807	318,835	2,491,573	2,449,066	19,828,253
5806391000	Woven fabrics of silk other than goods of head 5807	0	7,312	0	90,081
5806399010	Woven fbrnc for covering,piping, poles,other than goods of head 5807	0	20,215	0	230,796
5806399020	Narrow woven fabrics for mfg of ribbonstypewritr, no ink oth than good of head	25,963	114,159	208,459	1,135,691
5806399030	Narrow fabrics used for slide fastener;width<=12mm	0	6,145	0	48,173
5806399090	Narrow fabrics used for slide fastener;width>12mm	32,699	248,595	407,486	3,075,466
5806400000	Fabrics consist of warp without assblddb by means of an adhesive	5,227	35,107	43,571	322,978
5807100000	Labels,badges, similar mat of woven,inpiece,strip,shape/size,not embroidere	359,635	3,272,957	6,193,801	48,371,037
5807900010	Labels,badges, similar mat of non wovnenfbr in piece,strip,shape/size,not emb	15,900	169,130	178,217	2,167,763
5807900090	Labels,badges, similar mat of oth wovnenfbr in piece,strip,shape/size,not emb	57,935	527,959	1,043,833	7,230,648
5808101000	Braids in the piece combined with rubberthreads, without embroidery, not knit/cr	19	47,448	219	348,193
5808109000	Braids not in the piece combined withthreads, without embroidery, not knit/cr	8,657	301,110	112,724	1,449,436
5808901000	Oth braids combined with rubber threadswithout embroidery, not knittd/croche	80,793	857,464	660,043	8,660,113
5808909000	Oth braid combined with oth than rubberthreads, without embroidery, not knit/	3,330	70,849	45,553	723,784
5809000000	Woven fabrics of metal thread & wovnenfabrics of metallised yarn of head 5605	26	31,614	1,899	209,941
5810100000	Embroidery without visible ground,in piein strip motifs	13	1,450	2,222	154,386
5810910000	Embroidery of cotton, without visiblegorund in piece,in strip motifs	177,886	722,406	1,849,659	10,139,236
5810920000	Embroidery of man-made fibres, withoutvisible goround,in piece,in strip motifs	32,083	362,630	478,474	4,771,305
5810990000	Embroidery of other textile material,visible goround,in piece,in strip motifs	126,794	1,735,882	1,669,995	20,529,289
5811000000	Quilted textile prods in the piece,with mat aseembld othr than embdrdy of 5	22	178,651	511	2,191,752
5901100000	Textile fabrics coated w/gum/amylaceused for covers books and the like	1,604	118,010	17,373	782,449
5901901000	Textile fabrics coated w/gum/amylacefor tracing cloth	0	10,781	0	142,651
5901902000	Textile fabrics coated w/gum/amylaceprepared painting canvas	2,194	38,961	9,293	106,074
5901909000	Textile fabrics coated w/gum/amylacefor other than tracing cloth/paintg c	13,704	301,590	88,100	1,775,658
5902101000	Chafar canvas type of nylon/oth poly-amides, high tenacity, rubberised	33,974	717,724	330,070	3,999,795
5902109000	Chafar canvas type of nylon/oth poly-amides, high tenacity, not rubberised	1,241,192	12,432,390	5,582,262	55,425,356
5902202000	Chafar canvas type of polyester, highnylon, tenacity, rubberised	1,973	34,065	38,221	352,953
5902209000	Chafar canvas type of polyester, highnylon, tenacity, not rubberised	564,716	6,419,364	2,422,702	26,940,047
5902900000	Tyre cord fabric of high tenacity yarn,oth thn nlyl/oth polymd&polystr	7,039	80,752	184,396	829,259
5903100000	Textile fabrics impregnat,coat,coverwith polyvinyl chloride	2,417,323	24,334,014	3,511,381	31,323,660
5903200000	Textile fabrics impregnat,coat,coverwith polyurethane	1,309,015	9,957,705	11,896,186	88,230,907
5903901000	Impregnated textile fbrcs of nylon canvcoated with plastics oth than of head 59	127,141	925,449	1,428,394	9,680,278
5903909000	Oth imprgntd text fbrnc of oth han nyloncanvas coated w/plastic oth thn of head	278,712	3,294,096	2,342,506	29,190,116
5904100000	Linoleum, cut to shape/not,coatingapplied on textile backing	20,002	38,693	85,738	168,610
5904900000	Oth linoleum, cut to shape/not,coating applied on textile backing	2,158	13,987	20,624	134,179
5905000000	Textile wall coverings.textile wall coverings.	120	858	1,840	17,572
5906100000	Adhesive tape;width<=20cm, oth than ofheading 5902	44,829	297,974	583,082	4,481,359
5906910000	Knitted/crocheted linoleum, whetherof not to shape	109,531	741,294	527,524	3,952,243
5906991000	Linoleum for hospital rubber sheeting,whether/not cut to shape.	575	9,179	15,067	81,621
5906999000	Linoleum not for hospital rbrb sheetinwhether/not cut to shape.	140,628	1,032,154	1,109,730	6,589,120
5907001000	Fabrics impregnated,coated/covered oilof oil-based preparation	130	39,741	12,529	190,165
5907003000	Textile fbrcs impregnated, coated/covrwith fire resistant chemical	0	2,802	0	20,983
5907004000	Fabrics imprgntd,coated/covered flockvelvet, the entire surface of textile fl	3,480	40,413	28,868	253,818
5907005000	Fabrics impregnated,coated/covered wax,bitumen/similar product	1	17,804	30	25,465
5907006000	Fabrics impregnated,coated/covered othematerials	57,905	642,111	83,312	1,020,916
5907009000	Othe textile fabrics not impregnated,covered with othe materials	14,023	95,618	194,239	1,574,355
5908001000	Wick; incandescent gas mantleswhether/not impregnated	14,804	64,403	31,270	136,113

I.3. IMPOR MENURUT KOMODITI / IMPORT BY HS COMMODITY  
 \*\*\* NOVEMBER / NOVEMBER 2010 \*\*\*

HS	Uraian Komoditi Commodity Description	Berat Bersih / Net Weight (Kg)		Nilai / Value C.I.F (US\$)	
		Bulan ini Current Month	Kumulatif Cum.Jan. to date	Bulan ini Current Month	Kumulatif Cum.Jan. to date
5908009000	Textile oth than wick; incandescent gasmantles, whether/not impregnated	26	4,627	193	29,189
5909001000	Fire hoses and similar textile tubing	97,888	414,768	360,264	1,683,000
5909009000	Othe textile hosepiping & similartextile tubing	44,769	352,522	84,061	715,991
5910000000	Transmsn/convyr belts/belting,of textl matr, whether/not impregnated,	4,501	637,647	324,303	4,467,473
5911100000	Textile fabrics, felt&felt-lined wovencoated with rubber,leather/oth materi	205,553	1,568,898	2,693,512	19,548,596
5911200000	Bolting cloth, whether/not made up	8,368	84,672	45,028	790,319
5911310000	Textile fabrics&felts;weight< 650 g/m,in making/similar machinenery	4,733	93,290	899,827	10,157,951
5911320000	Textile fabrics&felts;weight>= 650 g/m,in making/similar machinenery	201,517	1,018,972	3,250,384	35,399,671
5911400000	Straining cloth of a kind used in oilor the like incl that of hair	1,052	18,235	33,009	250,949
5911901000	Textile packings & gaskets used inmaking/similar machinery	642	98,666	27,552	676,446
5911909000	Othe than textile packings & gasketsused in making/similar machinery	140,315	1,346,791	1,601,521	18,049,531
6001101000	Unbleached long pile, knitted/crocheted,mercerised	244	97,242	2,340	728,559
6001109000	Bleached long pile, knitted/crocheted,not mercerised	17,463	237,862	130,843	2,187,508
6001210000	Looped pile fabrics of cotton,knitted/crocheted	142,644	981,981	1,181,934	7,342,440
6001220000	Looped pile fabric of man made fibre,knitted/crocheted	53,507	556,605	475,890	4,702,815
6001290000	Looped pile fabric of oth textls matr,knitted/crocheted	2,155	118,694	24,406	858,485
6001910000	Oth pile fabrics, of cotton,knitted/crocheted	29,044	438,171	168,833	2,646,770
6001921000	Oth pile fabrics, of man made fibres,unbleached	59,403	815,046	466,930	6,255,911
6001929000	Oth pile fabrics, of man made fibres,otho than unbleached	273,102	2,786,100	2,038,990	18,577,121
6001991000	Unbleached fabrics of othe textilematerials,not mercerised	53,311	165,764	502,231	1,680,040
6001999000	Bleached fabrics of othe textilematerials,not mercerised	170,303	1,533,962	1,534,043	14,133,509
6002400000	Knit/croch fbrcs;weight>5% of elastomeyarn,no rubber thread, oth than of head	671,780	3,966,829	3,190,098	24,780,210
6002900000	Knit/croch fbrcs;weight<5% of elastomeyarn,no rubber thread, oth than of head	1,225,541	13,459,584	11,178,674	119,703,163
6003100000	Knit/croc fbrcs of wool/fine animalhair, width<=30cm oth than 6001/6002	0	947	0	10,876
6003200000	Knit/crocheted fabrics of cottonwidth<=30cm oth than 60.01/60.02	215,817	1,611,724	1,903,424	12,438,090
6003300000	Knit/crocheted fabrics of syntheticfibr, width<=30cm oth than 6001/6002	21,422	190,505	208,948	1,933,431
6003400000	Knit/crocheted fabrics of artificialwidth<=30cm oth than 60.01/60.02	242	8,018	4,040	145,515
6003900000	Othr knit/croc fabrics, width<=30cmoth than 60.01/60.02	28,868	238,658	137,665	1,958,769
6004101000	Knitted swimwear fabric;weight 80%synth yarn; 20% elastic yarn	531,113	5,512,590	4,135,101	42,988,030
6004109000	Knitt/crochet fbr, width<=30cmcon.>20%, oth thn of heading 6001	784,525	10,681,554	5,821,039	69,690,249
6004900000	Othe knitted/crocheted fabrics; width<=30cm othe than of heading 6001	324,871	2,947,511	3,732,118	33,312,534
6005210000	Warp knit fabrics of cotton othe thanof heading 60.01-60.04	14,212	164,446	178,246	1,267,979
6005220000	Dyed warp knit fabrics of cotton othethan of heading 60.01-60.04	5,239	555,810	81,560	3,897,311
6005230000	Warp knit fabrics of yarn of diff coloroth than of heading 60.01-60.04.	91,719	796,068	746,977	5,776,611
6005240000	Printed warp knit fabrics of cotton oththan of heading 60.01-60.04	30,092	276,236	326,009	2,778,457
6005311000	Wrp knit fbr, of synthtc, bleach/no, swimw, of polyester&polybutylene	21,638	222,226	164,115	1,537,499
6005319000	Wrp knit fbr, of synthtc, bleach/no, oth thn swimw, of polystr&polybutyl	226,035	2,694,813	2,403,778	22,180,359
6005321000	Warp knit fbr, of synthtc, dyed, swimw, of polyester&polybutylene	36,495	369,032	348,642	3,486,894
6005329000	Warp knit fbr, of synthtc, dyed, oth thn swimw, of polystr&polybutyl	179,705	1,592,444	1,930,626	15,637,006
6005331000	Wrp knit fbr, of synthtc, yarn diff cls, swimw, of polyester&polybutylene	13	21,528	314	412,889
6005339000	Wrp knit fbr, of synthtc, yarn diff cls, oth thn swimw, of polystr&polybutyl	138,102	1,115,548	2,084,231	14,036,105
6005341000	Warp knit fbr, of synthtc, printed, swimw, of polyester&polybutylene	56	42,715	633	479,508
6005349000	Warp knit fbr, of synthtc, printed, oth thn swimw, of polystr&polybutyl	4,479	249,458	45,700	1,352,974
6005410000	Warp knit fabrics of artifical fibres ofthan of heading 60.01-60.04	0	22,680	0	161,854
6005420000	Dyed warp knit fabrics of artifical fibroth than of heading 60.01-60.04.	44,091	404,652	469,784	3,224,247
6005430000	Warp knit fbr of artfcl fbrs yarn ofdiff cls, oth than of heading 60.01-60.04	0	2,836	0	10,831
6005440000	Printed warp knit fabrics of artificialioth than of heading 60.01-60.04.	13,335	37,258	73,547	117,865
6005900000	Oth warp knit fabrics oth than of heading 60.01-60.04	142,049	1,489,031	1,079,303	10,041,708
6006100000	Oth knit/crochtd fbrcs of wool/fineanimal hair oth than of head 6001-6004	11,883	401,410	65,467	2,616,192
6006210000	Oth knit/crochtd fbrcs of cottonoth than of heading 60.01-60.04.	52,536	750,344	588,901	5,793,940
6006220000	Oth dyed knit/crochtd fbrcs of cottonoth than of heading 60.01-60.04.	3,131,443	31,143,108	27,377,693	231,379,899
6006230000	Oth knit/crochtd fbrcs of yarn of difcolor oth than of heading 60.01-60.04	67,059	326,434	433,480	1,883,384
6006240000	Oth printed knit/crochtd fbrcs ofcotton oth than of heading 60.01-60.04.	63,953	1,028,751	646,439	9,358,323
6006311000	Oth warp knit fbrcs of nylon fibr meshfor as a backng material for mosaic tile	1,723	67,773	25,430	600,484
6006319000	Oth warp knit fbrcs of oth than of heading 60.01-60.04.	379,083	2,868,813	4,502,354	29,827,987
6006321000	Dyed nylon fibre mesh for use as backngmat for mosaic tiles oth than head 6001-	291,634	3,102,986	2,480,172	22,753,945
6006329000	Oth dyed nylon fibres material formosaic tiles oth than head of 6001-6004	273,833	2,524,382	2,365,127	20,166,436
6006330000	Oth knitted/crocheted fbr, synthtc, of yarn of diff colors	34,889	308,586	265,867	1,810,984
6006340000	Oth knitted/crocheted fbr, synthtc, printed	15,990	287,543	87,335	2,523,642
6006410000	Oth warp knit fabrics of artificialfibres oth than of heading 60.01-60.04.	0	189	0	1,059
6006420000	Oth dyed warp knit fabrics of artifical fibres oth than of head 60.01-60.04	379,393	3,336,115	3,505,005	31,072,814
6006430000	Oth warp knit fabrics of yarn of difcolor oth than of heading 60.01-60.04	0	56,531	0	329,199
6006440000	Oth warp knit fabrics of artificialfibres printed oth than of head 60.01-60	0	62,342	0	591,481
6006900000	Oth warp knit fabrics oth than of artcial fibres oth than of head 6001-6004	376,879	3,848,267	2,901,711	26,802,273
6101200000	Male's wear of cotton oth than of head 61.03	537	149,334	16,990	1,212,022
6101300000	Male's wear of man-made oth than of head 61.03	250	2,863	9,005	95,276
6101900000	Male's wear of oth textile materialoth than of head 61.03	2,322	2,837	25,477	39,491
6102100000	Female's wear of wool/fine animalhair knitted/crocheted oth than of he	0	2	0	29
6102200000	Female's wear of cotton, knitted/crocheted oth than of head 6104	678	6,340	19,442	176,682
6102300000	Female's wear of man-made fibres, knitted/crocheted oth than of head 61	117	1,337	4,646	59,194
6102900000	Female's wear of oth textile materials, knitted/crocheted oth than of head 61	61	13,435	649	43,838
6103100000	Mens/boys suits(oth thn swimw)knitted/crocheted	61	26,408	4,062	311,044
6103220000	Male' ensembles of cotton	69	12,495	2,135	48,166
6103230000	Male' ensembles of synthetic fibres	0	1,773	0	18,970
6103290000	Men/boy ensembl of oth textls matr, (oth thn swimw)knitt/crochet	2,513	168,588	16,305	1,350,699
6103310000	Male's jackets & blazers of wool/fineanimal hair	16	16	583	583
6103320000	Male's jackets & blazers of cotton	424	22,058	12,121	371,328
6103330000	Male's jackets & blazers of syntheticfibres	178	9,659	5,267	254,749



I.3. IMPOR MENURUT KOMODITI / IMPORT BY HS COMMODITY  
 \*\*\* NOVEMBER / NOVEMBER 2010 \*\*\*

HS	Uraian Komoditi Commodity Description	Berat Bersih / Net Weight (Kg)		Nilai / Value C.I.F (US\$)	
		Bulan ini Current Month	Kumulatif Cum.Jan. to date	Bulan ini Current Month	Kumulatif Cum.Jan. to date
6103391000	Male's jackets & blazers of ramie,linenor silk	473	11,424	1,944	131,163
6103399000	Male's jackets & blazers of oth textilmaterials	18,961	66,187	231,765	927,798
6103410000	Male's trousers,bib&brace overall,breeches&shorts of wool/fine animal hair	0	38	0	2,710
6103420000	Male's trousers,bib&brace overall,breeches&shorts of cotton	16,218	113,207	82,793	911,030
6103430000	Male's trousers,bib&brace overall,breeches&shorts of synthetic fibres	507	32,140	12,316	449,209
6103490000	Men/boy trouser,bib&brace overll,breech&short of oth textl mtrl,knitt/crochet	319	6,537	2,243	104,470
6104130000	Female's suits of synthetic fibres	15	189	463	1,016
6104192000	Women/girl suits,of cotton synthtcfibres,of oth textl mtrl,knitt/crochet	0	1,344	0	8,001
6104199000	Female's suits of oth textile material	51,256	364,285	305,668	2,346,343
6104220000	Female's ensembles of cotton	79	44,558	1,154	104,203
6104230000	Female's ensembles of synthetic fibres	786	6,915	1,754	22,744
6104290000	Womens/girls ensembles,of oth textl mtrl,knitted/crocheted	382	864	13,776	24,748
6104310000	Female's jackets & blazers of wool/fine animal hair	15	57	1,779	3,893
6104320000	Female's jackets & blazers of cotton	3,881	27,191	31,651	318,065
6104330000	Female's jackets & blazers of syntheticfibres	516	13,414	14,050	172,714
6104390000	Women/girl jackets&blazers,of oth textl mtrl,knitt/crochet	92	2,146	4,400	73,513
6104410000	Dresses of wool/fine animal hair, knitted/crocheted	115	278	9,673	22,961
6104420000	Dressed of cotton	13,042	240,942	87,294	1,201,888
6104430000	Dressed of synthetic fibres	12,270	116,469	97,701	768,953
6104440000	Dressed of artificial fibres	1,330	13,928	62,935	602,620
6104490000	Dresses of other textile materials	32,751	297,106	123,789	1,119,237
6104510000	Female's skirts & divided skirt of wool or fine animal hair	0	132	0	8,945
6104520000	Female's skirts & divided skirts of cotton	8,249	51,626	35,798	254,480
6104530000	Female's skirts & divided skirts of synthetic fibres	5,524	66,627	24,980	269,264
6104590000	Women/girl skirts&devided skirts,of oth textl mtrl,knitt/crochet	18,763	198,329	155,418	1,575,208
6104610000	Female's trousers, bib & brace overallsbreeches & shorts of fine animal hair	0	13	0	2,316
6104620000	Female's trousers, bib & brace overallsbreeches & shorts of cotton	143,485	1,968,487	388,634	6,424,437
6104630000	Female's trousers, bib & brace overallsbreeches & shorts of synthetic fibres	104,454	814,392	286,391	2,192,205
6104690000	Womn/girl trouser,bib&brace overll,brh&short f oth textl mtrl,knitt/crocht	8,788	29,957	73,336	392,514
6105100000	Male's wear of cotton, knitted/crocheted	77,235	456,317	554,997	5,054,388
6105201000	Male's wear of synthetic fibres, knitted or crocheted	3,025	45,513	135,989	1,248,392
6105202000	Male's wear of artificial fibres, knitted or crocheted	207	381	5,639	18,082
6105900000	Men/boy shirts of oth textls mtrls,knitt/crochet	4,628	76,800	35,612	441,254
6106100000	Female's wear of cotton, knitted/crocheted	182,811	1,167,366	760,997	5,328,019
6106200000	Female's wear of man-made, knitted or crocheted	4,854	263,717	115,377	1,161,675
6106900000	Womn/girl blous,shirt&shirtblous,oth textl mtrl,knitt/crocht	38,260	566,206	211,899	5,046,346
6107110000	Male's underpants & briefs of cotton	2,881	123,026	85,637	1,280,188
6107120000	Male's underpants & briefs of man-made fibres	93	59,737	6,449	385,549
6107190000	Male's underpants & briefs of oth textls mtrls	774	8,358	7,464	53,276
6107210000	Male's nightshirts & pyjamas of cotton	194	62,369	6,279	237,925
6107220000	Male's nightshirt & pyjama of man-made fibres	0	17,458	0	42,870
6107290000	Male's nightshirt&pyjamas of oth textls mtrls	721	6,877	2,220	37,850
6107910000	Oth wear articles of cotton	80,361	501,308	191,633	1,094,356
6107990000	Oth wear male of oth textls mtrls	1,378	5,014	3,046	12,672
6108110000	Female's slips & petticoats of man-made fibres	176	1,036	9,533	36,309
6108193000	Female's slips & petticoats of cotton of oth textls mtrls	99	108	1,154	1,657
6108199010	Female's slips & petticoats of silk of oth textls mtrls	76	76	1,107	1,107
6108199090	Female's slips & petticoats of oth thnsilk, of oth textls mtrls	289	2,463	14,585	118,358
6108210000	Briefs & panties of cotton	446,795	2,708,083	1,651,908	9,289,501
6108220000	Briefs & panties of man-made fibres	14,361	1,196,249	87,832	3,463,838
6108290000	Female's brief&pantie,knitt/crochet of oth textls mtrls	216,927	274,205	523,538	828,281
6108310000	Nightdresses & pyjamas of cotton	18,658	186,918	53,419	559,828
6108320000	Nightdresses & pyjamas of man-made fibres	10,360	80,063	30,058	237,295
6108390000	Female nightdress&pyjama,of othtextls mtrls,knitt/crochet	62,352	235,273	426,508	1,612,092
6108910000	Negliges, bathrobes, dressing gowns of cotton	200	20,647	10,123	73,651
6108920000	Negliges, bathrobes, dressing gowns of man-made fibres	179	6,870	8,360	97,639
6108990000	Oth female wear, of oth textl mtrl,knitted/crocheted	1	1,205	2	9,656
6109101000	Men/boys't-shirts, singlets & othvests, knitted/crocheted of cotton	58,872	529,385	778,073	6,582,886
6109102000	Women/girls't-shirts,singlets & othvests, knitted/crocheted of cotton	61,549	594,090	538,459	6,913,307
6109901000	Men/boys't-shirts,singlets & oth vestsknit./crocheted of ramie, linen/silk	97	10,501	4,757	66,998
6109902000	Men/boys't-shirts,singlets & oth vestsknitted/crocheted of oth materials	8,392	61,739	246,054	2,319,247
6109909000	T-shirt,singlet&oth vest,knitte/crochet,of oth txtl mtrl,oth thn f rami,linn&slk	49,931	307,075	373,908	2,710,614
6110110000	Jerseys,pullovers, cardigans, waistcoat of wool	521	72,862	36,498	1,172,635
6110120000	Jerseys,pullovers, cardigans, waistcoat of kashmir (cashmere) goats	0	74	0	9,203
6110190000	Jerseys,pullovers, cardigans, waistcoat of oth wool/fine animal hair	17	2,248	1,285	33,769
6110200000	Jerseys,pullovers, cardigans, waistcoat of cotton	70,700	763,019	874,421	7,544,976
6110300000	Jerseys,pullovers, cardigans, waistcoat of man-made fibres	4,458	70,595	204,576	2,234,017
6110900000	Jersey,pullover,cardign,waistcoat&similrarticle,knitt/crochet,of oth txtl mtrl	5,338	16,392	16,612	394,155
6111200000	Babie garment&clothing accessorie,knitt/crochet,of cotton	9,911	108,049	180,090	1,795,991
6111300000	Babie garment&clothing accessorie,knitt/crochet,of synthtcfibres	632	33,007	3,331	147,511
6111900000	Babie garment&clothing accessorie,knitt/crochet,of oth txtl mtrl	2,063	6,819	20,288	54,117
6112110000	Track suits of cottonknitted/crocheted	0	4,046	0	31,796
6112120000	Track suits of synthetic fibresknitted/crocheted	0	222	0	12,176
6112190000	Track suits of oth txtl mtrl,knitted/crocheted	0	3	0	19
6112200000	Ski suitsknitted/crocheted	0	180	0	8,602
6112310000	Male's swimwear,of synthtcfibrs,knitted/crocheted	742	12,925	25,047	617,087
6112390000	Male's swimwear,of oth txtl mtrl,knitted/crocheted	538	1,091	2,623	22,737
6112410000	Female swimwear,of synthtcfibr,knitted/crocheted	7,551	30,629	264,467	1,230,541

I.3. IMPOR MENURUT KOMODITI / IMPORT BY HS COMMODITY  
 \*\*\* NOVEMBER / NOVEMBER 2010 \*\*\*

HS	Uraian Komoditi Commodity Description	Berat Bersih / Net Weight (Kg)		Nilai / Value C.I.F (US\$)	
		Bulan ini Current Month	Kumulatif Cum.Jan. to date	Bulan ini Current Month	Kumulatif Cum.Jan. to date
6112490000	Female swimwear,of oth txtl mtrl,knitted/crocheted	71	3,555	734	51,788
6113001000	Diver wetsuit,made up of knitt/cochet,fabrics of heading 5903, 5906/5907	0	24,835	0	37,325
6113002000	Protective/safety garmnt fr worker,made-up of knitt/cochet,head 5903;5906;590	7,702	41,930	43,626	296,119
6113009000	Oth garment,made up of knitt/crochetfabrics of heading 5903,5906/5907	2,198	38,261	35,386	422,063
6114200000	Oth garments, knitted/crocheted ofcotton	388	15,942	8,727	279,762
6114300000	Oth garments, knitted/crocheted ofof man-made fibres	792	17,464	18,491	312,901
6114900000	Oth garments, knitted/crocheted ofof oth textile materials	582	91,510	3,750	979,567
6115100000	Panty hose & tights of graduatedcompression hosiery	14	1,512	379	20,432
6115210000	Panty hose & tights of synthetic fibres,single yarn<67 decitex, elastic/rubber	2,143	7,526	38,380	74,934
6115220000	Panty hose & tights of synthetic fibres,single yarn<67/>67 decitex,	6,716	32,699	31,881	143,565
6115291000	Stockings,socks,sockettes of cottonsingle yarn<67 decitex, elastic/rubber	1,733	7,667	8,875	58,682
6115299000	Panty hose & tights of oth than cottonelasticated/rubberised	2,569	29,624	13,980	144,384
6115301000	Women's full-length,knee-length hosieryof cotton, single yarn < 67 decitex	0	2	0	224
6115309000	Women's full-length,knee-length hosieryof oth than cotton, single yarn<67 dtex	191	6,614	944	46,263
6115940000	Oth stockings,socks, of wool/fineanimal hair,single yarn < 67 decitex	9	395	493	20,834
6115950000	Oth stockings,socks, of cotton,single yarn < 67 decitex	9,230	149,962	70,349	1,303,340
6115960000	Oth stockings,socks,sockettes ofsynthetic fibres,single yarn < 67 dtex	12,492	236,602	49,935	754,438
6115990000	Oth stockings,socks,sockettes of othtextile materials, single yarn<67 dtex	8,943	29,521	28,661	97,384
6116100000	Gloves,mittens, mitts, knitted,croch.impregn., coated/covered plastics/rubber	8,618	85,802	112,417	948,755
6116910000	Gloves,mittens,of wool/fine animal hairknit. not impregn.coat.plastics/rubbers	398	1,933	15,200	79,123
6116920000	Gloves,mittens,of cotton knitted,croch.not impregnated coated plastics/rubbers	3,352	88,159	12,100	161,036
6116931000	Gloves,mittens,of synthetic fibresknit.not impregn.coat.plastics/rubbers	0	45	0	2,241
6116939000	Gloves,mittens,of oth th synthetic fbrsknit.not impregn.coat.plastics/rubbers	7,861	63,408	86,294	603,253
6116990000	Gloves,mittens,of oth textile materialsknit.not impregn.coat.plastics/rubbers	282	11,061	1,117	70,292
6117101000	Shawls, scarves, mufflers, mantillas,& the like of cotton	776	16,195	8,550	116,100
6117109000	Shawls, scarves, mufflers, mantillas,& the like of oth textile materials	27,495	88,061	154,592	790,255
6117801100	Ties, bow ties & cravats of wool/fineanimal hair	0	3,816	0	56,913
6117801900	Ties, bow ties & cravats of oth thanwool/fine animal hair	548	18,953	6,813	346,686
6117809000	Oth access of oth than wool/fineanimal hair	89,626	333,292	1,535,252	5,524,911
6117900000	Oth parts of garment	57,857	489,406	565,549	5,472,693
6201110000	Men/boys'overcoats,raincoats,car-coats,cloaks of wool/fine animal hair	351	3,461	17,771	123,141
6201120000	Men/boys'overcoats,raincoats,car-coats,cloaks of cotton	259	3,134	9,594	77,714
6201130000	Men/boys'overcoats,raincoats,car-coats,cloaks of man-made fibres	311	5,603	6,751	67,137
6201190010	Men/boys'overcoats,raincoats,car-coatscapes,cloaks of silk	0	1,065	0	4,353
6201190020	Men/boys'overcoats,raincoats,car-coatscapes,cloaks of ramie	0	1	0	50
6201190090	Men/boys'overcoats,raincoats,car-coats,cloaks of oth man-made fibres	13,162	21,716	94,884	166,706
6201910000	Men/boys' anorak, wind-cheaters/jacketsof wool/fine animal hair	15	100	901	4,672
6201920000	Men/boys' anorak, wind-cheaters/jacketsof cotton	261	32,691	12,848	376,404
6201930010	Men/boys' anorak, wind-cheaters/jacketsof batik	0	149	0	25,243
6201930090	Men/boys' anorak, wind-cheaters/jacketsof oth man-made fibres	1,240	11,190	30,925	415,849
6201990090	Men/boys' anorak, wind-cheaters/jacketsof oth textile materials	12	6,803	891	70,021
6202110000	Women/girls'overcoats,raincoats, car-coats, capes of wool/fine animal hair	1,295	6,317	84,348	219,291
6202120000	Women/girls'overcoats,raincoats, car-coats, capes of cotton	274	4,429	10,756	215,723
6202130010	Women/girls'overcoats,raincoats, car-coats, capes of batik	0	23	0	476
6202130090	Women/girls'overcoats,raincoats, car-coats, capes of oth man-made fibres	882	5,354	55,200	239,761
6202190010	Women/girls'overcoats,raincoats, car-coats, capes of silk	0	113	0	1,989
6202190020	Women/girls'overcoats,raincoats, car-coats, capes of ramie	0	1	0	279
6202190090	Women/girls'overcoats,raincoats, car-coats, capes of oth textile materials	205	798	1,902	31,389
6202910000	Women/girls'anorak,wind-cheater/jacketsof wool/fine animal hair	78	489	4,360	26,743
6202920000	Women/girls'anorak,wind-cheater/jacketsof cotton	309	9,120	4,802	232,020
6202930010	Women/girls'anorak,wind-cheater/jacketsof batik	1	1	3	3
6202930090	Women/girls'anorak,wind-cheater/jacketsof oth man-made fibres	322	7,424	7,700	223,160
6202990090	Oth famale wear,of oth txtl matr,oth than silk & ramie	1	1,257	1	13,661
6203110000	Men/boys'suits of wool/fine animalhair	222,820	810,967	453,471	2,002,845
6203120000	Men/boys' suits of synthetic fibres	0	1,818	0	53,901
6203191000	Men/boys' suits of cotton	153	811	1,616	13,098
6203199090	Male's suits, of oth txtl matr,oth thn silk&ramie,oth thn cotton	3	3,461	64	35,582
6203220000	Men/boys' ensembles of cotton	1,616	3,399	10,694	17,010
6203230000	Men/boys' ensembles of synthetic fibres	0	2,321	0	6,523
6203290090	Male's ensembles, of oth txtl matr,oth than silk & ramie	0	558	0	4,771
6203310000	Men/boys' jackets & blazers of woolor fine animal hair	55,086	133,552	151,732	738,824
6203320000	Men/boys' jackets & blazers of cotton	79,383	381,135	261,100	1,520,168
6203330000	Men/boys' jackets & blazers of syntheticfibres	8,434	165,738	63,717	1,010,931
6203390010	Male jact&blazr, of oth txtl matr,of silk	0	33	0	2,800
6203390020	Male jact&blazr, of oth txtl matr,of ramie	0	35	0	3,068
6203390090	Male jact&blazr, of oth txtl matr,oth than silk & ramie	65	2,387	3,254	134,631
6203410000	Trousr,bib&brace overll,breech&short,of wool/fine animal hair,male wear	358	1,012,814	18,799	2,978,420
6203421000	Men/boys' bib & brace overalls ofcotton	837	5,201	14,224	127,987
6203429000	Men/boys' trousers of cotton	230,577	2,701,562	1,216,560	12,901,446
6203430000	Trousr,bib&brace overll,breech&short,of synthtc fibres,male wear	4,413	98,911	159,742	2,116,239
6203490010	Trousr,bib&brace overll,breech&short,of oth txtl mtrl,of silk, for mens/boys	0	60	0	2,292
6203490090	Trousr,bib&brace overll,breech&short,of oth txtl mtrl,oth thn rami&silk,for m	753	30,686	2,448	378,430
6204110000	Women/girls' suits of wool/fineanimal hair	0	367	0	3,202
6204120000	Women/girls' suits of cotton	27	7,166	162	38,149
6204130000	Women/girls'suits of synthetic fibres	0	113	0	2,583
6204190010	Female suit, of oth txtl matr,oth thnswimwear,of silk	0	31	0	2,167
6204190020	Female suit, of oth txtl matr,oth thnswimwear,of ramie	0	3	0	855
6204190090	Female suit, of oth txtl matr,oth thnswimwear,oth than silk & ramie	9,004	33,251	40,740	133,864

I.3. IMPOR MENURUT KOMODITI / IMPORT BY HS COMMODITY  
 \*\*\* NOVEMBER / NOVEMBER 2010 \*\*\*

HS	Uraian Komoditi Commodity Description	Berat Bersih / Net Weight (Kg)		Nilai / Value C.I.F (US\$)	
		Bulan ini Current Month	Kumulatif Cum.Jan. to date	Bulan ini Current Month	Kumulatif Cum.Jan. to date
6204220000	Women/girls' ensembles of cotton	19	48,292	363	125,305
6204230000	Women/girls' ensembles of syntheticfibres	220	40,071	840	106,081
6204290090	Female ensembl, of oth textl matr,oththn swimwear,of silk&ramie	6	101	40	3,330
6204310000	Women/girls' jackets & blazers ofwool/fine animal hair	45	834	2,548	65,459
6204320000	Women/girls' jackets & blazers ofcotton	18,540	89,345	56,239	701,933
6204330000	Women/girls' jackets & blazers ofsynthetic fibres	2,786	33,761	69,585	580,059
6204390010	Female jackt&blazr,of oth txtl mtrl,oththn swimwear,of silk	0	576	0	43,407
6204390020	Female jackt&blazr,of oth txtl mtrl,oththn swimwear,of ramie	0	5	0	730
6204390090	Female jackt&blazr,of oth txtl mtrl,oththn swimwear,of silk&ramie	230	6,304	8,749	252,091
6204410000	Dresses of wool/fine animal hairnot knitted/crocheted	22,184	79,662	51,944	239,027
6204420000	Dresses of cotton	21,069	326,238	101,816	2,452,535
6204430000	Dresses of synthetic fibres	8,810	220,884	198,694	1,589,896
6204440000	Dresses of artificial fibres	1,526	17,452	85,918	775,792
6204490010	Female dresses,of oth textl matr,oththn swimwear,of silk	86	6,257	8,760	370,230
6204490020	Female dresses,of oth textl matr,oththn swimwear,of ramie	0	53	0	6,237
6204490090	Female dresses,of oth textl matr,oththn swimwear,of silk&ramie	1,522	14,663	12,177	451,445
6204510000	Skirts & divided skirts of wool/fineanimal hair	7,023	34,533	25,135	118,538
6204520000	Skirts & divided skirts of cotton	13,813	144,334	103,293	1,207,836
6204530000	Skirts & divided skirts of syntheticfibres	3,057	68,694	85,763	589,026
6204590010	Feml skirt&dvde skrt, oth txtl mtrl,oththn swimwear,of silk	17	984	1,120	74,468
6204590020	Feml skirt&dvde skrt, oth txtl mtrl,oththn swimwear,of ramie	0	57	0	2,056
6204590090	Feml skirt&dvde skrt, oth txtl mtrl,oththn swimwear,of silk&ramie	10,439	53,890	70,543	482,704
6204610000	Women/girls' trousers,bib&brace overallbreeche,short of wool/fine animal hair	104	881	6,327	45,272
6204620000	Women/girls' trousers,bib&brace overallbreeches,shorts of cotton	161,327	1,448,309	811,936	8,876,297
6204630010	Women/girls' trousers,bib&brace overallbreeches,shorts of batik	0	93	0	2,139
6204630099	Oth women/girls' flyers coveralls	7,905	145,242	137,678	1,245,026
6204690010	Trous,r,bib&brace overll,breech&short,of oth txtl mtrl,of silk, for womens/gir	99	1,539	4,394	68,229
6204690020	Trous,r,bib&brace overll,breech&short,of oth txtl mtrl,of ramie, for womens/gi	0	123	0	420
6204690090	Trous,r,bib&brace overll,breech&short,of oth txtl mtrl,oth thn silk&rami, wmn	117,974	1,038,181	481,634	4,094,877
6205200000	Men/boys' shirts of cotton	17,677	244,858	570,379	5,339,324
6205300000	Men/boys' shirts of man-made fibres	2,096	32,576	75,292	678,965
6205900010	Male's shirts,of oth textl matr,of silk	0	581	0	24,987
6205900020	Male's shirts,of oth textl matr,of ramie	0	12	0	1,870
6205900090	Male's shirts,of oth textl matr,oth thn silk&ramie	17,510	149,420	82,274	790,243
6206100000	Women/girls' blouses, shirts & shirts-blouses of silk/silk waste	370	7,134	21,967	396,242
6206200000	Women/girls' blouses, shirts & shirts-blouses of wool/fine animal hair	75,800	427,778	174,133	1,214,985
6206300000	Women/girls' blouses, shirts & shirts-blouses of cotton	51,878	693,802	452,344	5,647,488
6206400000	Women/girls' blouses, shirts & shirts-blouses of man-made fibres	11,439	562,485	262,522	3,097,960
6206900010	Female's wear,of oth textl matr,of silk	190	3,361	13,388	246,821
6206900020	Female's wear,of oth textl matr,of ramie	0	77	0	264
6206900090	Female's wear,of oth textl matr,oth thn silk&ramie	91,065	882,720	427,894	3,731,890
6207110000	Men/boys'underpants & briefs ofcotton	193	4,606	8,260	107,676
6207190000	Men/boys'underpants & briefs ofoth textile materials	1,041	11,459	8,167	84,515
6207210000	Men/boys' nightshirts & pyjamasof cotton	1,052	34,812	3,904	111,679
6207220000	Men/boys' nightshirts & pyjamasof man-made fibres	80	9,761	2,826	26,224
6207290090	Male night shirt&pyjam,f oth txtl mtrl,oth thn silk&ramie	0	1	0	5
6207910000	Oth male wear,of cotton	98	199	2,692	6,527
6207990000	Oth male wear,of oth textl matr	2	31	8	803
6208110000	Women/girls' slips & petticoatsof man-made fibres	0	2,206	0	7,123
6208190010	Female slip&petticoat,of oth textlmatr,of silk	0	1,875	0	36,612
6208190090	Female slip&petticoat,of oth textlmatr,oth thn silk&rami	803	6,830	9,930	36,538
6208210000	Women/girls' nightdresses & pyjamasof cotton	6,737	227,253	24,930	592,922
6208220000	Women/girls' nightdresses & pyjamasof man-made fibres	1,143	50,915	5,046	129,770
6208290090	Female nightdress&pyjam,of oth textlmatr,oth thn silk&rami	0	5	0	80
6208911000	Panties of cotton	8,842	11,713	25,032	80,979
6208919000	Women/girls' singlets of cotton	84	13,448	1,511	216,061
6208920000	Female wear of man-made fibres	225	3,293	2,808	51,159
6208991000	Female wear of oth textl matr,of woolor fine animal hair	4,379	131,560	15,260	451,972
6208999000	Female wear of oth textl matr,oth thnwool/fine animal hair	395	6,075	2,168	49,055
6209202000	Babies' t-shirts,shirts,pyjamas, napkins(diapers),& similar articles of cotton	2,107	47,697	20,784	463,713
6209209010	Babie garmnt&cloth accessri,of cotton,oth wear,suit,pant&similr articl	1,432	14,678	25,364	283,191
6209209090	Babie garmnt&cloth accessri,of cotton,oth wear,oth thn suit,pant&similr articl	703	11,235	17,151	287,812
6209301000	Babies' suits, pants & similar articlesof synthetic fibres	151	2,366	2,442	32,821
6209302000	Babies' t-shirts,shirts,pyjama, napkins& similar articles of synthetic fibres	277	5,380	906	96,341
6209303000	Babies clothing access of syntheticfibres	2,111	11,705	38,197	174,803
6209900000	Babies garment&clothing accessries,of oth textiles materials	600	22,145	16,258	128,872
6210101000	Garmnt,made up of fabr of head 5602or 5603,protective works garments	0	7,072	0	63,949
6210109000	Garmnt,made up of fabr of head 5602or 5603,oth thn protective work garmnt	897	2,067	3,655	28,262
6210201000	Oth garmnt of subhead 620111-620119,protective works garments	0	6,645	0	43,247
6210209000	Oth garmnt of subhead 620111-620119,oth thn protective work garmnt	69	68,489	357	578,387
6210301000	Oth garmnt of subhead 620211-620219,protective works garments	0	896	0	61,257
6210309000	Oth garmnt of subhead 620211-620219,oth thn protective work garmnt	217	13,887	10,509	220,489
6210400000	Oth male garmnt,made up of fabr ofhead 5602;5603;5903;5906;5907	3,723	36,587	71,339	561,530
6210500000	Oth female garmnt,made up of fabr ofhead 5602;5603;5903;5906;5907	822	17,272	14,663	418,296
6211110010	Men/boys' swimwear of batik	0	1	0	6
6211110090	Men/boys' swimwear of oth than batik	286	9,422	7,853	337,661
6211120090	Women/girls' swimwear of oth than batik	174	3,490	5,298	120,880
6211320000	Men/boys' track suits of cotton	151	162,686	2,191	269,253

I.3. IMPOR MENURUT KOMODITI / IMPORT BY HS COMMODITY  
 \*\*\* NOVEMBER / NOVEMBER 2010 \*\*\*

HS	Uraian Komoditi Commodity Description	Berat Bersih / Net Weight (Kg)		Nilai / Value C.I.F (US\$)	
		Bulan ini Current Month	Kumulatif Cum.Jan. to date	Bulan ini Current Month	Kumulatif Cum.Jan. to date
6211330000	Oth garments, mens/boys,of man-made fibres	321	5,083	13,577	93,781
6211390000	Oth garments, mens/boys,of oth textile materials	35	454	2,054	13,121
6211420000	Oth garments, womens/girls,of cotton	1,843	40,744	15,057	260,477
6211431000	Women/girls' surgical gowns of man-made fibres	8	11	16	32
6211439000	Oth garmnt,males,of man-made fibres,oth than surgical gowns	12,240	127,883	53,958	487,800
6211490000	Oth garmnt,males,of oth textilesmaterials	14	3,272	427	111,829
6212101000	Brassieres of cotton	6,387	155,662	35,115	707,096
6212109000	Brassieres of oth textile materials	603,286	4,738,457	3,019,474	23,325,174
6212201000	Girdles & panty-girdles of cotton	0	1,341	0	7,186
6212209000	Girdles & panty-girdles of oth textilematerials	92	18,692	23,629	291,159
6212301000	Corselettes of cotton	0	752	0	2,799
6212309000	Corselettes of oth textile materials	98	8,852	292	215,993
6212901000	Suspenders, garters of cotton	777	1,001	23,883	32,779
6212909000	Suspenders, garters of oth textilematerials	72,935	484,204	1,408,642	9,664,506
6213200010	Handkerchiefs, of cottonbatik	0	548	0	3,606
6213200090	Handkerchiefs, of cottonoth than batik	34,548	128,289	102,362	353,167
6213900099	Handkerchiefs of oth textile materials,oth thn of silk&batik	0	5,480	0	12,421
6214100090	Shawls, scarves, mufflers, mantillas,veils'not batik of silk/silk waste	370	21,424	39,597	402,324
6214200000	Shawl,scarve,muffler,mantilla,veils &the like, of wool/fine animals hair	8,963	143,017	26,002	409,251
6214300090	Shawls, scarves, mufflers, mantillas,veils' not batik of synthetic fibres	42,811	279,389	151,129	841,746
6214400090	Shawls, scarves, mufflers, mantillas,veils' not batik of artificial fibres	315	3,590	11,981	156,339
6214900010	Shawls, scarves, mufflers, mantillas,veils' batik of textile materials	0	6	0	101
6214900090	Shawls, scarves, mufflers, mantillas,veils'not batik of oth textile materials	4,076	54,287	43,133	463,543
6215100010	Ties, bow ties & cravats' batik of silkor silk waste	752	753	3,016	3,020
6215100090	Ties, bow ties & cravats' not batik of silk/silk waste	165	7,548	12,679	201,921
6215200010	Ties, bow ties & cravats' batik of man-made fibres	0	15	0	5,278
6215200090	Ties, bow ties & cravats' not batik ofman-made fibres	3,973	23,889	79,283	418,259
6215900010	Ties, bow ties & cravats of othtextiles materials, batik	0	76	0	821
6215900090	Ties, bow ties & cravats of othtextiles materials, oth thn batik	726	1,061	4,274	11,017
6216001000	Protective work gloves, mittens & mitts	2,992	34,263	36,636	182,204
6216009100	Oth gloves, mittens of wool/fineanimal hair	12	3,307	25	10,766
6216009200	Oth gloves, mittens of cotton, of thansubheading 6216.00.10	28	17,674	587	34,138
6216009900	Oth gloves, mittens of oth textilematerials	3,266	47,082	29,613	329,799
6217100000	Accessories of clothing access oth thanof heading 62.12	62,974	735,562	841,615	8,332,444
6217900000	Parts of clothing access oth thanof heading 62.12	72,348	626,110	1,366,472	19,570,908
6301100000	Electric blankets	203	1,148	4,213	28,246
6301200000	Blankets not electric and travellingrugs, of wool/fine animal hair	1,197	19,074	5,495	116,669
6301300000	Blankets not electric and travellingrugs, of cotton	65,983	429,963	171,960	1,072,517
6301400010	Blankt(oth thn elctr blankt)&travllngrug,of synthtc fibr,of nonwoven fabr	5,085	35,254	20,984	416,001
6301400090	Blankt(oth thn elctr blankt)&travllngrug,of synthtc fibr,oth nonwoven fabr	71,827	552,364	107,380	1,574,631
6301900010	Oth blankets&travelling rugs,of nonwoven fabrics	1,134	1,493	34,862	41,754
6301900090	Oth blankets&travelling rugs,oth thn nonwoven fabrics	388	33,637	48,344	139,159
6302100000	Bed linen, knitted/crocheted	507	1,985	6,272	24,650
6302210000	Bed linen, printed of cotton	17,681	187,882	47,736	785,445
6302229000	Bed linen, printed of man-made fibresof woven fabrics	231	31,890	2,492	102,329
6302290000	Bed linen, printed of oth textilematerials	0	906	0	9,832
6302310000	Oth bed linen of cotton	16,702	317,869	174,747	1,273,782
6302321000	Oth bed linen of man-made fabricsof nonwoven fabrics	4,030	89,743	15,186	250,386
6302329000	Oth bed linen of man-made fabricsof woven fabrics	44,792	307,273	77,763	391,481
6302390000	Oth bed linen of oth textile materials	0	1,092	0	5,387
6302400000	Table linen, knitted/crocheted	56,749	155,866	98,254	296,712
6302510010	Oth table linen's batik of cotton	0	90	0	1,560
6302510090	Oth table linen's not batik of cotton	825	30,735	3,564	154,826
6302530090	Oth table linen,of man-made fibresoth than batik	3,588	14,880	29,304	120,000
6302590090	Oth table linen not batik of oth txtlmaterials	0	7,614	0	31,663
6302600090	Toilet,kitchen linen,of terry towelling/similar terry, not batik, of cotton	331,188	2,074,173	565,791	3,955,624
6302910010	Oth bed linen batik of cotton	0	9	0	10
6302910090	Oth bed linen not batik of cotton	109,119	1,005,249	291,729	2,270,368
6302930090	Oth linen, of man-made fibres,oth thn batik	7,552	116,426	13,133	199,981
6302990000	Oth linen, of oth textile materials	7,792	145,391	65,733	1,008,320
6303120000	Curtain, blinds, valances, knitted/crocheted of synthetic fibres	16,884	54,868	24,954	292,106
6303191000	Curtain,knitted/crocheted,of othtextiles materials,of cotton	0	16	0	255
6303199000	Curtain,knitted/crocheted,of othtextiles materials,oth thn cotton	909	111,180	2,948	597,669
6303910000	Curtain not knitted/crochetedof cotton	110	4,586	10,018	105,807
6303920000	Curtain not knitted/crochetedof synthetic fibres	13,033	205,579	76,767	953,155
6303990000	Curtain not knitted/crochetedof oth textile materials	569	9,267	2,269	36,522
6304110000	Bedspreads, knitted/crocheted	0	17,547	0	39,663
6304191010	Oth furnshng artcl,bedsprd,of cotton,oth thn knitt/crochett,batik	5	5	44	44
6304191090	Oth furnshng artcl,bedsprd,of cotton,oth thn knitt/crochett,oth thn batik	13,370	86,127	120,109	736,674
6304192010	Oth furnshng artcl,bedsprd,oth nonwvn,oth thn knitt/crochett,batik	56	56	514	514
6304192090	Oth furnshng artcl,bedsprd,oth nonwvn,oth thn knitt/crochett,oth thn batik	0	123	0	538
6304199010	Oth furnshng artcl,bedsprd,oth thn ctnnonwvn knitt/crochett,batik	10	10	67	67
6304199090	Oth furnshng artcl,bedsprd,oth thn ctnnonwvn knitt/crochett,oth thn batik	201	827	1,504	11,086
6304911000	Oth furnshng artcl,oth thn bedsprd,kntt/crocheted, mosquito nets	0	1,835,206	0	11,090,194
6304919000	Oth furnshng artcl,oth thn bedsprd,kntt/crocheted, oth thn mosquito nets	0	1,450	0	3,613
6304920000	Oth furnshng artcl,oth thn bedsprd,notknitt/crochet,of cotton	1	9,451	2	71,047
6304930000	Oth furnshng artcl,oth thn bedsprd,notknitt/crochet,of synthtc fibres	1,432	21,796	3,502	97,997
6304990000	Oth furnshng artcl,oth thn bedsprd,notknitt/crochet,of oth txtl mtrl	0	2,151	0	12,563

I.3. IMPOR MENURUT KOMODITI / IMPORT BY HS COMMODITY  
 \*\*\* NOVEMBER / NOVEMBER 2010 \*\*\*

HS	Uraian Komoditi Commodity Description	Berat Bersih / Net Weight (Kg)		Nilai / Value C.I.F (US\$)	
		Bulan ini Current Month	Kumulatif Cum.Jan. to date	Bulan ini Current Month	Kumulatif Cum.Jan. to date
6305101100	Sack&bag,oth bast fibr head 5303,new,of jute	373,656	12,442,430	418,801	13,109,177
6305101900	Sack&bag,oth bast fibr head 5303,new,oth thn jute	48	35,549	607	63,094
6305102100	Sack&bag,oth bast fibr head 5303,used,of jute	18,180	532,436	2,268	66,734
6305102900	Sack&bag,oth bast fibr head 5303,used,oth thn jute	87	5,989	996	23,513
6305200000	Sacks and bags, of cotton	2,473	44,933	35,349	627,532
6305321000	Flexible intermediate bulk containersof nonwovens	149	2,891	2,165	107,262
6305322000	Flexible intermediate bulk containersknitted/crocheted	0	40	0	1,225
6305329000	Flexible intermediate bulk containersnot knitted/crocheted	8	1,236	37	49,762
6305331000	Sack,bag of polyethylene/polypropylenestrip knitted/crocheted	0	3,208	0	24,626
6305332000	Sacks, bags of woven fabrics of stripor the like	223	28,749	14,666	80,780
6305339000	Sack,bag of polyethylene/polypropylenestrip not knitted/crocheted	0	47,344	0	82,837
6305391000	Oth sacks, bags of nonwovensof polyethylene/polypropilene	54	1,396	15	13,729
6305392000	Oth sacks, bags of knitted/crochetedof polyethylene/polypropilene	0	1,917	0	21,317
6305399000	Oth sacks,bags of not knitted/crochetedof polyethylene/polypropilene	862	12,454	10,394	105,541
6305909000	Oth sacks, bags	2	53,469	34	88,346
6306120000	Tarpaulins, awnings & sunblindsOf synthetic fibres	577,168	3,380,773	576,605	4,248,584
6306191000	Tarpaulins, awnings & sunblinds of hempof heading 53.04/coconut head. 53.05	0	86	0	934
6306199000	Tarpaulins, awnings & sunblinds of oth textile materials :	100,982	102,925	171,892	186,072
6306220000	Tents of synthetic fibres	62,472	448,983	78,975	1,022,780
6306299000	Tents of oth textiles materialsoth than cotton	0	44,692	0	231,257
6306300000	Sails	0	158	0	3,978
6306409000	Pneumatic mattressesoth than cotton	0	14,204	0	67,441
6306910000	Oth camping goods of cotton	0	959	0	2,502
6306991000	Oth camping goods of oth textilematerials, non wovens	0	66	0	1,838
6306999000	Oth camping goods of oth textilematerials, wovens	198	5,863	230	17,576
6307101000	Floor-cloths,dish-cloths,dusters, cleaning cloths of nonwovens	10,001	32,464	39,708	152,353
6307102000	Floor-cloths,dish-cloths,dusters, cleaning cloths of felts	1,899	2,737	25,356	32,797
6307109000	Floor-cloths,dish-cloths,dusters, cleaning cloths of not felts, woven	60,605	451,861	288,638	2,732,053
6307200000	Life-jackets and life-belts	14,358	80,590	161,210	852,402
6307903000	Umbrella covers in pre-cut triangularform	134	36,211	242	388,171
6307906000	Life harnesses	400	37,668	9,702	393,960
6307909000	Oth made up articles	93,487	793,552	1,977,125	15,296,186
6308000000	Sets consisting of woven fabric&yarn	2,079	2,361	14,022	18,158
6309000000	Worn clothing & oth worn articles.	24,986	82,854	421,560	672,582
6310101000	Used/new rags, sorted	0	391	0	6,331
6310109000	Scrap twine, cordage, rope and cables worn out articles of those, sorted	407,225	2,065,353	239,249	1,273,422
6310901000	Used/new rags, unsorted	5	4,205	318	34,086
6310909000	Scrap twine, cordage, rope and cables worn out articles of those, unsorted	2,927	38,280	21,359	292,695
6401100000	Waterproof footwear incorp. protectivemetal toe-cap with outer soles, rubbers	1,201	217,409	2,478	419,513
6401920000	Waterproof footwear, covering the anklebut not cover the knee,with outer soles	1,763	68,631	6,858	125,082
6401990000	Oth waterproof footwear with outer soleplastic by stitching, nailing	2,316	246,320	14,444	584,432
6402120000	Ski-boots, cross-country ski footwear & snowboard boot with outer soles,rubber	19,880	21,205	32,906	34,587
6402190000	Sports footwear with outer soles,rubberor plastics	94,756	3,076,846	1,230,497	22,236,935
6402200000	Footwear with upper straps/thongs assembled to the sole by means of plugs	0	21,429	0	141,705
6402911000	Oth footwear covering the ankle,diving boots	120	3,278	4,433	30,056
6402919000	Oth footwear covering the ankle,oth than diving boots	11,414	154,972	185,944	958,137
6402990000	Footwear not covering the ankle withouter soles, rubbers, plastics	1,764,259	16,091,915	3,792,314	36,602,586
6403120000	Ski-boots, cross-country ski footwear & snowboard boot, outer soles,leathers	0	49	0	540
6403191000	Sports footwear fitted with studs, bar& the like,foot ball,running,golf shoes	82	6,581	4,146	177,826
6403199000	Sports footwear not fitted with studs,bar & the like	19,324	389,413	284,158	6,246,447
6403200000	Footwear,outer soles of leather, uppersof leather straps accros,instep big toe	45	2,521	568	95,410
6403400000	Footwear,incorp. a protective metal toecap base/platform of wood	104,565	1,166,698	1,008,154	10,514,487
6403510000	Oth footwear with outer sole of leathercovering the ankle	21	4,746	1,084	78,186
6403590000	Oth footwear with outer sole of leatheroth thn covering the ankle	17,108	176,950	103,111	1,017,704
6403910000	Oth footwear covering the ankle	5,083	17,269	156,578	708,920
6403990000	Oth footwear oth thn covering the ankle	43,023	476,469	716,736	8,361,606
6404111000	Footwear with outer sole f rubbr/plastcsprt footwr fitt w spik, cleat/the like	1	8,589	2	163,543
6404119000	Footwear with outer sole f rubbr/plastcsprt footwr fitt w/o spik, cleat/th like	44,346	537,418	278,116	5,381,783
6404190000	Sports footwear for oth purposedwith outer incl. textile materials	146,336	2,522,515	691,987	11,411,132
6404200000	Footwear with outer soles of leather/composition leather	4	25,544	416	286,650
6405100000	Oth footwear, with uppers of leather/composition leather	2,827	41,938	87,066	1,499,893
6405200000	Oth footwear,with uppers of oth textilematerials	1,374	28,749	30,990	597,818
6405900000	Oth footwear	107,679	958,792	330,353	3,862,272
6406101000	Uppers & parts thereof, oth than stiffeners of metal	50,754	614,657	139,366	3,088,893
6406109000	Uppers & parts thereof, oth than stiffeners of oth than metal	237,514	2,309,578	3,457,998	31,320,508
6406200000	Parts of footwear with outer soles &heels, of rubber/plastics	1,151,505	8,099,028	6,017,608	36,669,572
6406910000	Parts of footwear of wood	502	2,126	1,447	19,151
6406991100	Oth part of footwear of oth materials of iron/steel	25,956	396,693	624,476	4,660,102
6406991200	Oth part of footwear of oth materials of copper	0	1,757	0	11,401
6406991900	Oth part of footwear of oth materials oth thn iron/steel, copper	52,650	612,287	323,485	3,449,230
6406992100	Oth part of footwear of oth materials of rubber/plastic in-soles	90,116	665,199	575,855	3,385,893
6406992900	Oth part of footwear of oth materials of rubber/plastic out-soles	157,530	272,294	1,490,190	2,159,312
6406999000	Oth parts of footwear	346,545	2,145,535	2,868,569	22,514,223
6501000000	Hat-forms,bodies,hood of felt,not blockshape, not brims, plateoux, manchons	564	29,191	3,687	81,911
6502000000	Hat-shapes, plaited,by assembling stripof any material, no block shape,lined	0	150	0	1,880
6504000000	Hats,oth headgear/plaited,by assemblingstrips of any material, trimmed/not	2,574	51,853	8,853	204,351
6505100000	Hat&oth headgear, knitt/crochet,hair-nets	15,762	147,417	238,114	2,242,407
6505900000	Hat&oth headgear, knitt/crochet,oth than hair-nets	44,308	211,630	242,373	2,129,709

I.3. IMPOR MENURUT KOMODITI / IMPORT BY HS COMMODITY  
\*\*\* NOVEMBER / NOVEMBER 2010 \*\*\*

HS	Uraian Komoditi Commodity Description	Berat Bersih / Net Weight (Kg)		Nilai / Value C.I.F (US\$)	
		Bulan ini Current Month	Kumulatif Cum.Jan. to date	Bulan ini Current Month	Kumulatif Cum.Jan. to date
6506101000	Protective helmets for motorcyclists whether/not lined/trimmed	20,176	289,722	67,527	1,223,371
6506102000	Industrial safety helmets, oth than steel helmets whether/not lined	16,288	115,968	124,470	921,919
6506103000	Steel helmets	0	4,104	0	70,862
6506109000	Oth safety headgear	27,720	291,981	214,823	1,742,275
6506910000	Oth headgear of rubber/of plastics	2,704	60,085	10,525	196,183
6506991000	Nonwoven disposable headgear of oth materials	0	133	0	1,908
6506999000	Nonwoven oth than disposable headgear of oth materials	5,218	79,047	19,906	396,333
6507000000	Head-band, lining, cover, hat foundation, hat frame, peak & chin strap, for head-gear	29,677	293,697	154,449	1,422,840
6601100000	Garden/similar umbrellas	183,026	471,409	350,551	879,511
6601910000	Umbrellas having a telescopic shaft	42,890	597,199	106,251	1,228,961
6601990000	Umbrellas not having a telescopic shaft	1,322,060	4,950,726	1,974,265	7,422,396
6602000000	Walking-sticks, seat-sticks, whips, riding crops & the like.	1	47,323	8	154,318
6603200000	Umbrella frames, including frames mounted on shafts (sticks)	19,858	498,081	33,196	714,362
6603901000	Parts for articles of heading 66.01	27,658	151,643	61,792	247,413
6603902000	Parts for articles of heading 66.02	0	8,888	0	7,754
6701000000	Skin & oth part of bird w their feathr/down, feathr/down, feathr, part of feathers	223	52,184	8,548	374,906
6702100000	Artificial flower, foliage, fruit, parts of plastics	92,054	793,271	227,238	1,819,285
6702900000	Artificial flower, foliage, fruit, parts of oth materials	82,256	439,385	380,810	1,480,925
6703000000	Human hair, dressed, thinned, bleached, othwise worked for wigs/the like	9,910	74,574	1,317,095	7,519,450
6704110000	Complete wigs of synthetic materials	2,279	14,091	28,391	269,299
6704190000	False beards, eyebrows, eyelashes, switches of synthetic materials	4,816	47,344	85,137	360,141
6704200000	Wigs, false beards, eyebrows, eyelashes, of human hair	234	1,330	171	33,759
6704900000	Wigs, false beards, eyebrows, eyelashes, of oth materials	9,176	56,275	156,370	702,331
6801000000	Setts, curbstones & flagstones, of natural stone (except slate)	236,158	1,309,304	37,771	276,397
6802100000	Tiles, cubes, similar articles, square < 7 cm, art. colored, chipping & powder	7,312	90,940	15,728	54,975
6802210000	Marble, travertine & alabaster, simply cut/sawn a flat/even surface	1,086,456	11,199,465	344,969	6,495,165
6802230010	Oth monumntl/buildng ston&artcl thereof, granite polished slabs	1,507,880	14,701,394	505,052	4,789,270
6802230090	Oth monumntl/buildng ston&artcl thereof, granite oth thn polished slabs	66,010	676,906	44,896	262,344
6802900000	Monumental/building stone, simply cut/sawn a flat/even surface	52,127	696,302	23,538	184,762
6802910000	Marble, travertine & alabaster, further worked	1,053,081	7,832,764	320,429	2,508,159
6802930000	Granite further worked	609,856	6,484,312	212,205	2,091,818
6802990000	Monumental/building stone, further worked	12,753	779,723	7,256	322,979
6803000010	Slate (work&artcl of agglomerat) slabs/roofing slates	0	191,490	0	108,383
6803000090	Slate (work&artcl of agglomerat) oth thn slabs/roofing slates	147,995	576,955	46,259	192,016
6804100000	Millstones & grindstones for milling, grinding/pulping	781,707	6,380,971	1,348,716	12,942,724
6804210000	Millstones, grindstones, grinding of agglomerated synthetic/natural diamond	60,270	1,176,047	906,095	6,830,488
6804220000	Oth millstone, grindstone, grinding wheel & the like of oth agglomerat abrasv/ceran	1,343,768	7,327,888	2,097,343	20,088,397
6804230000	Oth millstone, grindstone, grinding wheel & the like of natural stone	127,752	1,729,244	231,432	2,672,291
6804300000	Hand sharpening/polishing stones	271,358	3,166,144	193,452	2,204,443
6805100000	Natural, art. abrasive powder, grain on a base of woven textile fabric only	163,543	2,217,410	618,323	8,085,089
6805201000	Polishing discs on base of paper/paperboard only	5,037	114,911	50,000	520,592
6805209000	Oth natural abrasive on base of paper or paperboard only	276,106	2,556,683	530,072	6,217,147
6805300010	Abrasive powder/grain, natural/artificial, base of oth materl, polishing discs	53,498	491,857	178,158	2,807,852
6805300090	Abrasive powder/grain, natural/artificial, base of oth materl, oth thn polish disc	98,379	875,713	353,852	3,366,918
6806100000	Slag wool, rock wool & similar mineral wools, in bulk, sheets/rolls	1,106,165	8,451,621	1,463,129	11,052,313
6806200000	Exfoliated vermiculite, expanded clays, foamed slag, similar exp. mineral mtrials	29,847	305,761	51,460	495,879
6806900000	Insulating, sound-insulating/foamed mineral materials	154,282	3,640,073	349,864	7,257,787
6807100000	Articles of asphalt/of similar material in rolls	239,018	4,886,480	195,423	3,148,876
6807900000	Oth articles asphalt/similar material	498,917	6,222,084	442,737	4,608,783
6808000000	Panels, boards, tiles, & similar art. of vegetable fibre, agg with cement etc	143,635	2,187,485	107,318	1,248,563
6809110000	Boards, sheets faced, reinforced with paper/board only	1,737,935	13,928,668	298,995	2,399,547
6809190000	Board, sheet not faced, reinforced with paper/board only	2,486,094	18,327,775	459,785	3,735,403
6809901000	Dental moulds of plaster	0	32	0	770
6809909000	Articles of plaster/of compositions based on plaster oth than dental moulds	2,028	189,495	3,020	101,762
6810110000	Tile, flagstone, bricks similar article building blocks & bricks	214,203	2,102,072	78,936	621,748
6810190000	Tile, flagstone, bricks similar article oth thn building block & brick	268,478	1,075,789	195,702	3,072,708
6810910010	Prefabricat structrl componnt for build/civil engineering concrete building pile	814,642	11,049,432	95,835	2,000,528
6810910090	Prefabricat structrl componnt for build/civil engineer oth thn concret build pile	0	138,831	0	14,739
6810990010	Cassions	10,372	10,372	14,309	14,309
6810990090	Oth prefabricated structural component	13,413	189,847	31,779	307,878
6811400000	Article of cemnt, cellulose fibr/the like containing asbestos	35,678	1,665,016	18,406	460,639
6811810000	Article of cemnt, cellulose fibr/the like not containing asbestos corrugated sheet	0	9,301	0	16,337
6811820000	Article of cemnt, cellulose fibr/the like oth sheet, panel, tile & similar article	266,286	7,529,939	98,912	2,220,458
6811830000	Article of cemnt, cellulose fibr/the like tubes, pipes and tubes/pipe fittings	1,125	51,513	7,674	209,612
6811890000	Oth article of cement, cellulose fibr/the like	61,024	280,032	220,172	824,993
6812801000	Cloth & accessori, paper, millboard & felt, fabricated crocidolite fibres	316	9,533	3,322	70,584
6812809000	Oth thn cloth & accessori, millboard & felt, paper, fabricated crocidolite fibres	44,878	877,896	598,486	9,754,835
6812910000	Oth fabricat asbestos fibres; mix with asbestos, cloth & accessori, footwear & headgear	1,465	10,136	11,215	69,684
6812920000	Oth fabricat asbestos fibres; mix with asbestos, paper, millboard & felt	125	74,764	9,562	176,680
6812930000	Oth fabricat asbestos fibres; mix with asbestos, compressed fibres joint, in sheet/roll	24,983	472,587	49,026	733,382
6812991000	Oth fabricat asbestos fibres; mix with asbestos, cloth & accessori, paper, millboard	16,024	67,811	46,696	222,558
6812999000	Oth fabricat asbestos fibres; mix with asbestos, oth woven/knitted fabrics	154,382	1,093,573	198,637	2,212,813
6813200000	Friction material and articles thereof containing asbestos	30,366	266,701	186,485	1,248,059
6813810000	Friction material & article thereof not containing asbestos brake lining & pad	70,216	1,061,664	1,233,297	12,597,274
6813890000	Friction material & article thereof not containing asbestos oth brake lining & pad	65,425	1,312,550	1,513,519	14,807,927
6814100010	Worked mica & articles of mica, agglomerated, sheets, strips, simply cut to shape	20,199	110,647	83,919	594,063
6814100090	Oth worked mica & articles of mica, agglomerated, reconstituted	3,570	47,973	3,692	134,652
6814900010	Worked mica & articles of mica, in rolls & pieces, simply cut to shape	20	14,376	1,371	148,124

I.3. IMPOR MENURUT KOMODITI / IMPORT BY HS COMMODITY  
 \*\*\* NOVEMBER / NOVEMBER 2010 \*\*\*

HS	Uraian Komoditi Commodity Description	Berat Bersih / Net Weight (Kg)		Nilai / Value C.I.F (US\$)	
		Bulan ini Current Month	Kumulatif Cum.Jan. to date	Bulan ini Current Month	Kumulatif Cum.Jan. to date
6814900090	Oths worked mica & articles of mica	4,422	12,127	177,845	272,727
6815101000	Yarn/thread non-electrical articlesgraphite/carbon	4,039	27,907	49,942	366,486
6815102000	Bricks, paving slabs, floor tiles, etcnon electrical articles graphite/carbon	66,667	1,183,201	36,251	344,009
6815109000	Oth non electrical articles graphiteor carbon	12,476	168,822	127,675	2,403,114
6815200000	Articles of peat	0	10,396	0	37,900
6815910000	Articles of stone, contents magnesite,dolomite/chromite	144,027	283,100	111,729	256,391
6815990000	Oth articles of stone,oth thn contentmagnesite,dolomite/chromite	9,597	107,866	180,936	707,529
6901000000	Bricks,blocks,tiles & oth ceramic goodsof siliceous fossil meals/of similar	251	133,040	749	570,175
6902100000	Goods of siliceous cont by weight,singly/together mg,ca,cr > 50%	4,345,018	25,775,657	3,840,857	24,652,938
6902200000	Goods of siliceous cont by weight,singly/together alumina,silica > 50%	1,096,337	16,035,786	954,497	19,762,309
6902900000	Goods of siliceous cont by weight, ofoth metals compound	3,426,895	38,759,744	4,968,565	44,057,052
6903100000	Oth refractory ceramic goods cont byweight, graphite/carbon > 50 %	12,588	173,695	45,275	841,709
6903200000	Oth refractory ceramic goods cont byweight, alumina/silica > 50%	85,256	1,804,838	131,816	2,896,961
6903900000	Oth refractory ceramic goods cont byweight, oth metal compound > 50%	293,765	4,157,788	1,375,087	11,824,626
6904100000	Ceramics building bricks	0	74,087	0	39,628
6904900000	Flooring blocks, support/filler tiles& the like	31	21,644	294	28,250
6905100000	Roofing tiles of ceramic	41,849	467,934	11,175	227,010
6905901000	Lining bricks for ball millslining bricks for ball mills	0	23,879	0	62,733
6905909000	Chimney-pots,cowls,chimney liners, architectural ornaments & oth ceramic consi	50	3,153	77	175,871
6906000000	Ceramic pipes, conduits, guttering,pipefittings.	0	1,877	0	27,090
6907100000	Tile,cube&similar article,whether/notrectangular,circle <7cm	0	19,615	0	35,403
6907900000	Oth thn tile,cube&similar article,whether/not rectangular,circle<7cm	23,253,312	152,486,741	6,708,959	44,026,541
6908100000	Oth thn tile,cube&similar article,whether/not rectangular,circle>=7cm	12	544,860	1,703	190,926
6908901000	Oth thn tile,cube&similar articl,whethr/not rectangular,circle>=7cm,plain tile	265,380	2,600,299	93,612	811,043
6908909000	Oth tiles	4,743,192	45,027,823	1,313,065	13,422,960
6909110000	Ceramic wares for laboratory, chemicalor oth technical of porcelain/china	334,312	2,289,049	503,398	3,650,312
6909120000	Ceramic wares having a hardness >= 9the mohs scale	544,817	3,628,303	586,245	4,382,464
6909190000	Oth ceramic wares for laboratory,chemical/oth technical uses	20,615	280,174	64,360	1,044,506
6909900000	Ceramic trough,tub,used in agricultureceramic pots, jars for packing of goods	5,673	166,865	29,476	663,327
6910100000	Ceramic sinks, wash basins, wash basinof porcelain/china	722,890	6,839,922	630,265	5,839,718
6910900000	Ceramic sinks, wash basins, wash basinof oth than porcelain/china	112,963	1,344,304	205,413	1,767,606
6911100000	Tableware & kitchenware of porcelain/china	2,222,677	21,618,323	988,660	9,686,165
6911900000	Oth household, toilet articles ofporcelain/china	3,283	61,950	19,962	106,687
6912000000	Tableware & kitchenware, oth householdtoilet art, oth than porcelain/china	108,054	918,179	230,690	1,171,389
6913100000	Statuettes & oth ornamental ceramic art.of porcelain/china	118,759	675,598	143,066	639,995
6913900000	Statuettes & oth ornamental ceramic art.of oth than porcelain/china	49,231	232,481	82,645	365,694
6914100000	Oth ceramic articles of porcelain/china	43,636	397,105	82,882	591,426
6914900000	Oth ceramic articles of oth thanporcelain/china	19,004	118,157	174,920	938,837
7001000000	Cullet & oth waste & scrap of glass;glass in the mass.	4,136,429	48,022,414	294,199	3,244,822
7002100000	Glass in balls	4,968	270,750	14,093	143,802
7002200000	Glass in rods	150	3,330	1,911	34,653
7002311000	Fused quartz/oth fused silica forvacuum tubes	2,248	4,043	8,002	149,330
7002319010	Fused quartz/oth fused silica forenamel glass	1,417	199,269	7,925	299,252
7002319090	Glass in ball,tube of fused quartz/othfuse silca,oth thn boro silict glas tube	50,871	624,503	181,688	2,225,416
7002321000	Glass having a linear coefficient 0-300celcius for vacuum tubes	0	1	0	27
7002329010	Glass having a linear coefficient 0-300celcius for venamel glass	376,437	4,435,993	780,765	8,770,321
7002329090	Glass having a linear coefficient 0-300celc oth thn vacum/boro silict glas tube	3,201	164,863	17,031	965,095
7002391000	Oth transparent neutral glass forvacuum tubes	52	7,464	37	62,400
7002399010	Oth transparent neutral glass for enamelglass	10,022	45,780	12,029	36,553
7002399090	Oth glass having linear coeff. 0-300coth thn vacum&boro silict glas tube	6,016	271,842	19,940	438,811
7003121000	Optical colored glass, not opticallyworked	0	64,883	0	652,998
7003122000	Non wired sheets,in squares/rectangularshape incl.1,2,3,4 corners cut, colored	0	292,007	0	175,358
7003129000	Oth non-wired sheets colored glass	63	742,319	90	1,621,918
7003191000	Optical glass, not optically workedoth colored	0	2	0	17
7003199000	Oth non-wired sheets not colored glassor profiles	70,267	10,644,402	214,593	4,937,823
7003200000	Cast glass and rolled glass,wired sheets	1	45,243	1,367	61,130
7003300000	Cast glass and rolled glass,profiles	1,822	2,094	2,073	10,110
7004201000	Optical drawn,blown glass,not opticallyworked opacified, flashed, absorbent	0	14	0	430
7004209000	Optical drawn, blown glass, opticallyworked,flashed,opacified, absorbent	1,173	1,147,892	41,317	785,778
7004909000	Oth optical drawn,blown glass,opticallyworked,flashed,opacified, absorbent	331,675	5,637,690	129,307	1,873,758
7005101000	Optical float glass,not optically worked,flashed,opacified, absorbent	0	24,145	0	27,012
7005109000	Float glass in sheet, optically workedflashed, opacified, absorbent	20,215	3,421,775	16,300	1,374,389
7005211000	Oth non-wired glass, colored, opacifiedoptical glass, not optically worked	107,044	2,039,496	52,794	979,117
7005219000	Oth non-wired glass, colored, opticallyworked, flashed, opacified	0	3,457,552	0	1,421,230
7005291000	Oth non-wired glass, not colored, notoptically worked	176,297	218,601	65,262	83,871
7005299000	Oth non-wired glass, not colored,optically worked	85,130	12,072,777	109,374	4,293,891
7005300000	Float glas&surface ground/polish glas,wired glass	0	18,286	0	30,826
7006001000	Optical glass, not optically workedfor glass of heading 70,03,70.04,70.05	0	3,550	0	27,466
7006009000	Optical glass, optically worked forglass of heading 70,03,70.04,70.05	47,998	1,804,948	72,535	2,272,946
7007111000	Toughened (tempered) safety glasssuitable for vehicles of chapter 87	131,822	905,095	715,247	4,309,059
7007112000	Toughened (tempered) safety glass suitable for aircraft,spacecraft of chap 88	0	1,874	0	35,359
7007113000	Toughened (tempered) safety glass suitable for railway/tramway, chapter 86	24	24	150	150
7007114000	Toughened (tempered) safety glass suitable for ships,boats,floating chapter 89	170	8,265	1,423	45,664
7007191000	Toughened (tempered) safety glass suitable for earth moving machinery	98	7,505	2,710	39,392
7007199000	Toughened (tempered) safety glass suitable for oth machinery	175,568	840,141	174,721	1,253,081
7007211000	Laminated safety glass suitable forvehicles of chapter 87	41,929	396,574	168,099	1,517,258
7007212000	Laminated safety glass suitable foraircraft/spacecraft of chapter 88	162	18,035	5,244	99,257
7007214000	Laminated safety glass suitable forships,boats,floating struct, chapter 88	0	393	0	1,236

I.3. IMPOR MENURUT KOMODITI / IMPORT BY HS COMMODITY  
 \*\*\* NOVEMBER / NOVEMBER 2010 \*\*\*

HS	Uraian Komoditi Commodity Description	Berat Bersih / Net Weight (Kg)		Nilai / Value C.I.F (US\$)	
		Bulan ini Current Month	Kumulatif Cum.Jan. to date	Bulan ini Current Month	Kumulatif Cum.Jan. to date
7007291000	Laminated safety glass suitable forearth moving machinery	30	443	950	10,375
7007299000	Laminated safety glass suitable foroth machinery	26,861	115,490	75,190	421,814
7008000000	Multiple-walled insulating units ofglass.	142,865	826,390	199,832	982,327
7009100000	Rear-view mirrors for vehicles	204,281	1,967,045	1,485,260	13,603,753
7009910000	Glass mirros, unframed	308,632	2,145,533	893,423	7,272,260
7009920000	Glass mirros, framed	60,391	844,483	163,676	1,913,571
7010100000	Ampoules of glass	14,345	359,891	96,518	2,242,104
7010200000	Stoppers, lids & oth closures of glass	21,926	313,387	43,958	736,044
7010901000	Carboys, demijohns & bottles for injectables of a capacity > 1 ltr, of glass	995	38,406	620	52,998
7010902000	Bottles & vials for antibiotics, serums& oth injectables of capacity < 1 ltr	325,440	1,908,035	185,894	2,255,721
7010903000	Oth bottles for intravenous fluids ofglass	50,707	698,088	120,305	1,107,837
7010909000	Flask, jars, pots, phials, oth containerof glass	7,310,538	64,562,133	4,831,484	38,202,359
7011101000	Stem for electric lighting	15,007	74,321	25,590	849,191
7011109000	Glass envelops for electric lightingoth than stem	772,352	7,100,937	1,394,995	6,670,367
7011201000	Television tubes, cathode-ray tubes	5,790,875	61,281,121	4,592,753	49,806,294
7011209000	Cathode-ray tubes, oth than television	4,301	30,491	19,354	126,503
7011900000	Oth glass envelopes, bulbs,tubes,open& glass parts thrf, without fitting	427	16,093	23,422	119,639
7013100000	Glassware of a kind used for table,kitchen, toilet, office of glass-ceramic	86,666	1,493,436	158,080	2,869,738
7013220000	Stemware drinking glasses, of leadcrystal	0	37,056	0	35,510
7013280000	Stemware drinking glasses, neitherglass-ceramics nor lead crystal	127,011	1,568,486	198,248	2,433,883
7013330000	Other drinking glasses, of lead crystal	0	13	0	226
7013370000	Other drinking glasses, neitherglass-ceramics nor lead crystal	137,009	1,510,969	234,691	2,473,954
7013410000	Glassware for table (not drinking glass)kitchen purposes, of lead crystal	0	16,867	0	37,654
7013420000	Glassware for table (not drinking glass)ktchn,linear coef<5x10-6/Kelvin,0-3000C	194	114,218	799	189,778
7013490000	Oth glassware for table(not drink glass)kitchen purposes, not ceramics	90,459	1,089,513	228,540	2,114,986
7013910000	Other glassware of lead crystal	0	30,655	0	208,647
7013990000	Other glassware	400,339	5,854,388	509,884	7,969,157
7014001000	Signalling glassware & optical elementfor motor vehicles	299	22,306	7,218	92,638
7014009010	Lighthouse lamp,ship/locomotive/railwaylentrn, aircraft, beacons aerodromes	99	9,257	16	18,784
7014009090	Other signalling glassware & opticalelements of glass, not optically worked	1,616	72,941	17,210	877,262
7015100000	Glasses for corrective spectacles	24,157	247,273	392,457	4,430,452
7015901000	Clock or watch glasses	0	85,841	0	307,379
7015909000	Glasses for non-corrective spectacles;hollow glass spheres & their segments	624	15,374	21,825	214,057
7016100000	Glass cubes & oth glass smallwares,for mosaics or decorative purposes	151,432	659,470	189,820	826,346
7016900000	Oth articles of moulded glass; leadedlights; multicellular & smlr forms	656,248	6,710,835	380,565	3,981,631
7017101000	Quartz reactor tubes and holders,for production of semiconductor	176	11,274	358	32,562
7017109000	Other laboratory or pharmaceuticalof fused quartz or oth fused silica	15,988	179,545	421,973	2,650,534
7017200000	Laboratry, hygienic/pharmaceutical withcoef< 5x10-6/kelvin, 0 - 3000 c	7,856	99,689	99,752	780,115
7017900000	Laboratory, hygienic/pharmaceuticalglassware, fused quartz/oth fused silica	4,224	80,532	92,187	809,729
7018100000	Glass beads, imitation pearls,imitation precious & glass smallwares	385,590	2,445,249	608,835	4,385,112
7018200000	Glass microspheres <=1mm in diameter	6,152	718,245	9,049	297,670
7018900000	Glass eyes, not prsthtc artcls, ornamntof lamp-worked glass,not imittn jewellery	103,153	341,646	249,208	1,004,830
7019110000	Chopped strands,of a length <= 50 mm	153,494	1,242,159	281,961	2,396,668
7019120000	Rovings of glass fibres	551,559	3,547,628	419,922	2,918,520
7019191000	Yarn of glass fibres	63,412	263,867	127,232	507,781
7019199000	Sliver & chopped strand of glass fibers	88,582	648,548	563,238	3,919,337
7019310000	Mats of glass fibres	710,241	5,773,276	970,766	7,502,888
7019320000	Thin sheets (voiles) of glass fibres	11,817	207,475	40,870	726,519
7019391000	Asphalt/coal-tar impregnatd glass-fibreouterwrap for pipelines	57,771	349,263	255,160	3,164,204
7019399000	Mattresses,boards and similarnonwoven products of glass fibres	207,046	2,004,416	305,209	3,817,195
7019400000	Woven fabrics of glass fibres rovings	313,112	1,912,620	329,234	2,059,636
7019510000	Oth woven fabric,of a width <= 30 cm	571	33,675	19,232	241,668
7019520000	Oth woven fabric,of a width > 30 cmplain weave, of single yarn	732	27,381	8,247	103,871
7019590000	Oth woven fabric,of a width > 30 cm	8,710	175,950	39,303	554,304
7019903000	Escape chutes of glass fibres	1,262	8,657	4,311	139,728
7019909000	Other articles of glass fibres	735,183	4,564,834	2,411,117	16,378,817
7020001100	Glass moulds for the manufacture ofacrylic goods	94	196,916	348	293,379
7020001900	Glass moulds for other purposes	2,436	61,238	29,981	571,295
7020002000	Quartz reactor tubes & holders designedfor production of semiconductor wafers	21	1,853	2,549	25,347
7020009000	Other articles of glass.	348,348	3,484,959	768,468	6,843,895
7101100000	Natural pearls	0	6,727	0	893,194
7101210000	Cultured pearls, unworked	0	476	0	3,061
7101220000	Cultured pearls, worked	0	116	0	6,546
7103100000	Precious stones, unworked or simplysawn or roughly shaped	1,386	2,396	10,600	22,210
7103910000	Rubies, sapphires & emeralds, worked	0	55	0	598
7103990000	Other precious stones, worked	0	507	0	6,507
7104101000	Piezo-electric quartz, unworked	10	4,345	9,178	268,861
7104102000	Piezo-electric quartz, worked	0	20,054	0	410,730
7104200000	Other synthetic precious stones,unworked or simply sawn or roughly	0	48	0	11,055
7104900000	Other synthetic precious stones,worked	4	652	2,192	123,391
7105100000	Dust and powder of diamonds	100	1,095	52,947	344,821
7105900000	Dust & powder of other natural orsynthetic precious/semi precious stones	42	525	1,102	14,995
7106100000	Silver powder	213	5,334	3,151	162,988
7106910000	Silver, unwrought	1,697	35,549	1,152,549	13,110,396
7106920000	Silver, semi-manufactured	1,452	14,923	621,810	2,649,890
7107000000	Base metals clad with silver,notfurther worked than semi-manufactured.	0	692	0	330,990
7108110000	Gold powder	1	12,136	239	462,522
7108121000	Gold in lumps, ingots or cast bars	90	88,126	2,363,582	19,666,187



I.3. IMPOR MENURUT KOMODITI / IMPORT BY HS COMMODITY  
 \*\*\* NOVEMBER / NOVEMBER 2010 \*\*\*

HS	Uraian Komoditi Commodity Description	Berat Bersih / Net Weight (Kg)		Nilai / Value C.I.F (US\$)	
		Bulan ini Current Month	Kumulatif Cum.Jan. to date	Bulan ini Current Month	Kumulatif Cum.Jan. to date
7108129000	Gold in other unwrought forms :	33,042	205,440	3,602,290	24,369,631
7108130000	Gold,non monetary,oth semi-manufacturedform	76	2,214	409,779	11,334,398
7109000000	Base metals/silver,clad with gold notfurther worked than semi-manufactured	13,167	13,852	5,616	1,672,366
7110110000	Platinum, in lumps, ingots, cast bars,powder or sponge	202	576	1,452	203,975
7110119000	Platinum in oth form, unwrought	1,228	6,674	5,089	23,811
7110190000	Platinum, wrought	2	314	1,278	14,643
7110212000	Palladum in lumps, ingots, cast bars,powder or sponge	8	158	928	8,042
7110219000	Palladum, unwrouht, in other form	166	2,487	739	21,725
7110319000	Rhodium, unwrouht, in other form	8	10	422	624
7110411000	Iridium, osmium & ruthenium in lumpsgivingots,cast bars,powder or sponge	1	552	2	50,091
7110419000	Iridium, osmium and ruthenium, inother forms, unwrought	0	9	0	46
7110490000	Iridium, osmium & ruthenium, wrought	0	571	0	8,942
7111001000	Silver or gold, clad with platinumsemi-manufactured	0	1	0	65
7112300000	Ash containing precious metal orprecious metal compounds	0	1,955	0	30,573
7113100000	Parts of jewellery of silver	136	14,861	303,520	6,240,965
7113119000	Jewellery of silver	675	11,432	38,660	5,422,685
7113191000	Parts of jewellery of other preciousmetal	125	616	807	59,518
7113199000	Jewellery of other precious metal	553	8,391	16,985	304,165
7113201000	Parts of jewellery of base metal,clad with precious metal	0	2	0	165
7113209000	Jewellery of base metal, clad withprecious metal	727	45,203	15,938	97,074
7114110000	Articles of silversmiths wares ofsilver, whether or not plated or clad	0	122	0	75,623
7114190000	Articles of goldsmiths wares ofoth precious metal,	0	1,997	0	30,680
7114200000	Articles of goldsmiths wares ofbase metals, clad with precious metal	0	652	0	12,314
7115100000	Catalysts of platinum, in the formof wire cloth or grill	0	348	0	7,810
7115901000	Other articles of golds or silver	4,713	4,831	846,893	1,630,013
7115902000	Other articles of metal clad with goldor silver	1	104	1,558	437,796
7115909000	Oth articles of precious metal/of metalclad with precious metal	3	91	147	32,927
7116100000	Articles of natural/cultured pearls	0	20	0	4,016
7116200000	Articles of precious/semi-preciousstones(natural/synthetic/reconstructed)	0	251	0	1,543,565
7117111000	Parts cuff-links and studs, of basemetal, whether or not plated	243	7,849	3,461	276,526
7117119000	Cuff-links and studs of base metalwhether/not plated with precious metal	2,390	123,056	28,100	420,906
7117191000	Bangles of base metal, whether or notplated with precious metal	12,075	61,465	32,631	336,186
7117192000	Parts of oth imitation jewelleryof base metal, whether or not plated	3,504	7,210	52,769	102,628
7117199000	Other imitation jewellery of base metalwhether or not plated	224,978	1,999,222	836,492	7,250,745
7117901000	Bangles	3,066	41,628	13,308	241,755
7117902000	Other imitation jewellery	298,159	2,546,238	1,103,326	6,827,002
7117909000	Parts of imitation jewellery	15,891	95,308	37,941	678,092
7118101000	Silver coin, not being legal tender	0	10	0	1,354
7118109000	Oth coin (not gold coin), not beinglegal tender	451,364	4,574,219	1,882,164	19,072,781
7118909000	Oth coin (oth than gold/silver coin)	0	238	0	1,251
7201100000	Non-alloy pig iron cont. by weight0.5% or less of phosphorus	547,280	3,837,530	322,780	2,702,923
7201200000	Non-alloy pig iron cont. by weightmore than 0.5% of phosphorus	30	8,098	374	35,674
7201500000	Alloy pig iron; spiegeleisen	0	31,968,898	0	15,256,720
7202110000	Ferro-manganese, cont. by weight morethan 2% of carbon	336,006	4,542,473	498,075	6,758,748
7202190000	Ferro-manganese, cont. by weight <=than 2% of carbon	108,248	1,636,815	250,859	4,214,228
7202210000	Ferro-silicon, cont. by weight morethan 55% of silicon	1,464,113	13,800,281	2,394,069	19,447,846
7202290000	Ferro-silicon, cont. by weight <=than 55% of silicon	293,785	2,956,667	781,650	6,863,963
7202300000	Ferro-silico-manganese	2,044,356	24,060,283	2,277,597	31,406,307
7202410000	Ferro-chromium, cont. by weight morethan 4% of carbon	49,372	1,022,804	115,696	1,953,478
7202490000	Ferro-chromium, cont. by weight <=than 4% of carbon	336	229,751	9,150	726,315
7202500000	Ferro-silico-chromium	0	1,700	0	5,143
7202600000	Ferro-nickel	0	9,987	0	132,738
7202700000	Ferro-molybdenum	20,443	190,657	193,905	3,432,625
7202800000	Ferro-tungsten & ferro-silico-tungsten	0	50	0	1,575
7202910000	Ferro-titanium and ferro-silico-titanium	3,000	62,432	19,227	347,175
7202920000	Ferro-vanadium	0	90,898	0	1,335,703
7202930000	Ferro-niobium	1,562	6,983	42,500	109,972
7202990000	Other ferro-alloys	189,876	2,389,894	457,243	5,301,972
7203100000	Ferrous products obtained by directreduction of iron ore	30,495,397	156,100,202	12,516,141	51,938,883
7203900000	Other ferrous products	7,324	169,604	136,415	415,071
7204100000	Waste and scrap of cast iron	955,548	13,208,583	349,789	4,124,812
7204210000	Waste and scrap of stainless steel	81,150	166,414	42,604	124,984
7204290000	Waste and scrap of oth alloy steel	4,106,018	333,185,338	1,892,971	129,327,919
7204300000	Waste & scrap of tinned iron or steel	408,000	19,118,231	243,070	8,432,851
7204410000	Turnings,shavings,chips,milling waste,sawdust,filings,trimmings & stampings	232,516	7,383,087	87,330	2,755,688
7204490000	Other ferrous waste and scrap :	121,010,496	1,084,017,316	47,092,471	418,863,208
7204500000	Remelting scrap ingots	0	7,223	0	52,724
7205100000	Granules of pig iron, spiegeleison,iron or steel	703,250	7,189,973	807,398	7,641,268
7205210000	Powder of alloy steel	69,400	1,054,054	149,121	1,845,376
7205290000	Powder of pig iron, spiegeleison,iron or steel (oth than alloy steel)	261,325	2,359,151	682,672	4,087,738
7206101000	Iron and non-alloy in ingotscontaining by weight > 0.6% of carbon	568,706	2,954,030	425,163	2,266,899
7206109000	Iron and non-alloy in ingotscontaining by weight <= 0.6% of carbon	866,205	6,629,368	489,223	4,757,631
7206900000	Iron and non-alloy in primaryform other than ingots	925	1,359,878	68,295	8,769,662
7207110000	Semi-finished iron/non-alloycont. < 0,25% carbon ,rectnglr,square	8,740,540	281,180,369	4,599,236	156,138,803
7207121000	Slabs of iron/non alloy, cont.< 0,25%of carbon, other than square	302,954,133	1,810,549,799	174,520,824	1,017,718,457
7207129000	Oth semi-finished iron/non-alloycont.< 0,25% carbon ,rectnglr,not square	882,019	40,707,440	614,483	23,979,952
7207190000	Oth semi-finished iron/non-alloycont.< 0,25% of carbon	3,104,912	24,323,103	4,012,321	21,105,945
7207201100	Slabs of iron/non alloy,cont.by weight> 0.6% of carbon	2	89,890	219	100,862









I.3. IMPOR MENURUT KOMODITI / IMPORT BY HS COMMODITY  
 \*\*\* NOVEMBER / NOVEMBER 2010 \*\*\*

HS	Uraian Komoditi Commodity Description	Berat Bersih / Net Weight (Kg)		Nilai / Value C.I.F (US\$)	
		Bulan ini Current Month	Kumulatif Cum.Jan. to date	Bulan ini Current Month	Kumulatif Cum.Jan. to date
7307290000	Oth.,of stainls steel oth.than flanges,butt welding,threaded elbow,bend&sleeve	295,475	3,804,194	2,923,655	22,849,587
7307910000	Tube or pipe fittings (couplings)flanges	3,884,423	13,858,995	4,824,592	29,706,394
7307920000	Tube or pipe fittings (couplings)threaded elbows, bends and sleeves	717,166	4,580,829	1,350,144	13,126,482
7307930000	Tube or pipe fittings (couplings)butt welding fittings	384,318	6,108,902	971,575	14,125,256
7307990000	Other tube/pipe fittings (couplings)	1,930,198	19,980,072	13,609,801	109,947,635
7308101000	Bridges and bridge sect. w prefab'tedtype joined by shear connectors	8,543	168,681	245,364	657,826
7308109000	Other bridges and bridge sections	137,868	12,255,195	166,981	26,489,640
7308201100	Towers with prefabricated modular type joined by shear connectors	0	11,665	0	84,728
7308201900	Other towers	64,881	9,463,824	156,356	16,539,023
7308202100	Lattice masts w prefabricated modular type joined by shear connectors	0	145	0	616
7308202900	Other lattice masts	352,481	1,801,814	115,898	2,066,319
7308300000	Doors, windows and their framesand thres hold for doors	73,655	2,180,667	298,109	13,800,495
7308401000	Equip. for scaffolding w prefabricatedmodlr type joined by shear connectors	0	13,997	0	33,027
7308409000	Other equipment for scaffolding,shuttering, propping or pit propping	517,566	3,909,487	718,469	8,328,874
7308902000	Other, prefabricated modular type joined by shear connectors	105,299	1,601,980	115,482	2,096,258
7308903000	Oth. corrug,curved/bent galv'd plt fass'bly.into undgrnd conduits&culvert	203,881	1,058,359	272,136	1,974,813
7308904000	Oth parts of tub/tunnels,made of formd&bended corrugated sheet of iron/steel	32,951	1,115,311	124,648	3,609,779
7308905000	Other, prefabricated modularrail for ships	86	22,447	2,161	32,080
7308909000	Other structures and partsof structures of iron or steel	9,362,363	100,510,839	27,308,621	283,769,936
7309000000	Reservoir,tank,vat&similar containerof iron/steel, capacity > 300 ltr	701,083	7,847,562	3,139,554	71,871,111
7310100010	Tank,cask,drum,can,boxe&similarfor transporting or coagulating latex	12,243	72,781	21,245	550,586
7310100020	Tank,cask,drum,can,boxe&similarof iron or steel casting in the rough	6,173	498,715	77,987	1,254,546
7310100030	Tank,cask,drum,can,boxe&similarother of iron/steel forging/stamping	103,487	556,964	408,713	1,824,802
7310100090	Oth.tank,cask,drum,can,boxe&similar	448,801	6,063,213	2,181,015	16,206,333
7310211010	Cans <1L,closed by soldering ofiron/steel casting in the rough	0	12,188	0	43,117
7310211020	Cans <1L,closed by soldering ofiron/steel forging or stamping in	3,050	58,676	8,129	159,040
7310211090	Oth.cans <1L,closed by soldering ofiron/steel	52,964	392,372	253,117	1,362,311
7310219010	Cans >1L & <50L,closed by soldering ofiron/steel casting in the rough	1,251	19,437	18,348	203,509
7310219020	Cans >1L & <50L,closed by soldering ofiron/steel forging or stamping in	1,410	11,903	4,001	54,127
7310219090	Oth.cans >1L & <50L,closed bysoldering of iron/steel	79,100	1,518,459	272,299	4,312,166
7310291010	Cans <1L,not soldering ofiron/steel casting in the rough	0	12,756	0	112,180
7310291020	Cans <1L,not soldering ofiron/steel forging or stamping in	0	887	0	10,178
7310291090	Oth.cans <1L,not soldering ofiron/steel	253,147	1,982,530	493,742	5,269,247
7310299010	Cans >1L & <50L,not soldering ofiron/steel casting in the rough	57	4,991	1,276	39,124
7310299020	Cans >1L & <50L,not soldering ofiron/steel forging or stamping in	7	3,832	313	17,381
7310299090	Oth.cans >1L & <50L,not soldering of iron/steel	591,406	9,411,353	248,890	2,010,480
7311001100	Cont'ners for compressed/liquefied gaseamless stl cylinders, capacity< 30 ltr	7,056	473,976	4,353	1,001,770
7311001900	Other seamless steel cylinders	743,231	9,361,060	1,736,588	21,047,133
7311009100	Other containers of iron or steelwith capacity of less than 30 l	79,540	984,338	137,539	1,641,749
7311009900	Other containers of iron or steel	63,968	1,885,568	138,976	3,532,694
7312101000	Standed wr,ropes & cables for lockedcoil,flatt'ed strands&non rotng wr rp	81,025	1,341,077	191,668	2,560,407
7312102000	Stranded wire,rope&cables by plated/coatd wth brass,& of a nom.d<=3mm	697,512	5,722,473	1,781,974	14,629,175
7312104000	Stranded wire, rope and cables withstranded wire of diameter of< 3 mm	37,284	300,462	291,328	2,443,112
7312109000	Other stranded wire, rope and cables	1,431,988	17,980,164	2,918,636	36,860,414
7312900000	Oth stranded wire, rope and cables,plaitd bnds,slings&of ir/stl not elect	500,501	9,939,242	2,427,665	23,083,130
7313000000	Barbed wr of iron/steel; twisted hoop&of a kind used f fencing of iron/stl	19,639	873,744	32,877	646,372
7314120000	Woven cloth with endless bandsfor machinery, of stainless steel	2,297	111,533	31,568	459,367
7314140000	Woven cloth, of stainless steel	86,223	734,244	381,216	4,718,039
7314191000	Endless bands for machinery oth thn ofstainless steel	23,766	41,959	42,673	88,542
7314199000	Other woven cloth, not stainless steel	7,186	203,010	23,666	1,120,997
7314200000	Grill&fencing,welded at the intersectofwr wth a max.sect.d>3mm&mesh s>100cr	560,295	4,735,811	666,147	5,532,728
7314310000	Other grill, netting & fencing,weldedat the intersect.by pltd/coatd w zinc	187,936	3,681,495	89,814	1,803,039
7314390000	Oth grill, netting and fencing,weldedat the intersection	890,997	7,080,925	2,003,563	10,393,357
7314410000	Oth cloth, grill, netting and fencingby plated or coated with zinc	208,870	2,218,928	248,568	2,195,569
7314420000	Oth cloth, grill, netting and fencingby coated with plastics	69,379	1,240,353	41,275	737,052
7314490000	Oth cloth, grill, netting and fencing	299,309	3,718,852	255,156	2,989,959
7314500000	Expanded metal	45,148	215,266	36,333	409,837
7315111100	Roller chain for bicyclesof mild steel	154,703	830,509	194,343	1,519,549
7315111200	Roller chain for motorcyclesof mild steel	587,926	5,809,547	1,614,076	15,316,083
7315111900	Other mild steel for roller chain	81,252	1,155,547	156,600	5,380,017
7315112100	Other roller chain for bicycles	16,312	174,525	48,862	320,803
7315112200	Other roller chain for motorcycles	617,088	6,884,773	1,403,719	17,247,296
7315112300	Oth roller chain transmis. type6mm < pitch length <= 3mm	32,370	149,785	70,635	1,003,236
7315112900	Other roller chain	129,515	2,397,212	598,627	9,750,030
7315120000	Other roller chainof mild steel	2,714,247	6,372,070	3,781,258	14,380,795
7315191100	Roller chain for bicyclesof bicycle chain	0	13,769	0	15,177
7315191200	Roller chain for motorcyclesof motorcycle chain	15,205	185,627	220,100	2,520,717
7315191900	Other roller chainof other mild steel	15,291	86,112	26,970	263,050
7315199100	Other roller chain for bicyclesof bicycle chain	0	21	0	2,028
7315199200	Other roller chain for motorcyclesof motorcycle chain	20,619	223,420	69,901	1,633,448
7315199900	Other roller chain of other thanbicycle chain&motocycle chain	17,663	177,392	130,175	774,020
7315201000	Skid chainof mild steel	498	11,244	671	119,523
7315209000	Other Skid chainof mild steel	11,547	130,221	43,342	296,859
7315811000	Stud-linkof mild steel	54	114,913	3,376	568,660
7315819000	Other Stud-linkof mild steel	318,925	2,509,609	323,325	4,336,373
7315821000	Other, welded linkof mild steel	31	215,171	3,373	427,556
7315829000	Other, welded link	193,363	1,295,729	274,407	1,870,084
7315891100	Other chain for bicyclesof mild steel	0	13,096	0	50,432

I.3. IMPOR MENURUT KOMODITI / IMPORT BY HS COMMODITY  
 \*\*\* NOVEMBER / NOVEMBER 2010 \*\*\*

HS	Uraian Komoditi Commodity Description	Berat Bersih / Net Weight (Kg)		Nilai / Value C.I.F (US\$)	
		Bulan ini Current Month	Kumulatif Cum.Jan. to date	Bulan ini Current Month	Kumulatif Cum.Jan. to date
7315891200	Other chain for motorcycles of mild steel	104,607	1,083,929	1,507,206	13,040,256
7315891900	Other chain of mild steel not for motorcycles and bicycles	6,458	137,953	12,411	619,252
7315892100	Other chain for bicycles of other than mild steel	17	18	64	65
7315892200	Other chain for motorcycles of other than mild steel	616	42,219	358	33,790
7315892900	Other chain not mild steel, not for motorcycles and bicycles	456,005	1,711,513	1,866,648	6,673,277
7315901000	Other parts of chain for motorcycles and bicycles	4,367	61,845	58,721	368,075
7315909000	Other parts of chain not for motorcycles and bicycles	430,013	2,991,114	1,928,399	11,832,076
7316000000	Anchors, grapnels and parts thereof, of iron or steel	340,606	4,493,178	1,772,446	13,298,987
7317001000	Wire nails	296,736	2,343,374	160,706	1,811,661
7317002000	Staples	179,744	1,474,473	185,021	1,766,266
7317009010	Dog spikes for rail sleepers, carding-tacks & similar articles, of iron or steel,	836	416,493	14,732	558,171
7317009020	connector & anti-splitting, connector and Hob nails for footwear, ring nails	16,652	156,998	85,814	591,889
7317009030	connector and anti-splitting, connector Hook nails	3,312	40,855	24,304	281,589
7317009040	connector and anti-splitting, connector Corrugated nails, drawing pins and tacks	604,621	6,547,646	238,198	2,360,508
7317009090	Oth.connector and anti-splitting,conn-ector and anti splitting	759,976	9,880,679	435,674	4,750,945
7318110000	Threaded articles for coach screws	8,713	137,195	110,927	523,571
7318121000	Other wood screws with an external diameter not exceeding 16 mm	8,705	176,373	82,533	696,385
7318129000	Other wood screws	103,701	938,421	266,667	3,220,679
7318131000	Screw hooks and screw rings with an external dmtr not exceeding 16mm	14,248	90,246	213,886	1,550,124
7318139000	Other screw hooks and screw rings	80,999	708,248	397,282	2,659,327
7318141000	Self tapping screw with an external diameter not exceeding 16 mm	9,918	174,912	144,411	2,326,823
7318149000	Other self tapping screws	52,693	583,512	442,784	4,287,483
7318151100	Screw metal with/without nuts/washers with an external diameter <=16 mm	240,156	2,612,866	3,005,610	23,959,448
7318151200	Bolts for metal, with/ without nuts of an external diameter <= 16mm	1,560,333	16,092,498	9,363,297	84,326,318
7318151900	Oth screws&bolts whether/not without -their nut/washers with an ext'l dmtr>16	483,811	3,903,176	1,038,909	11,083,607
7318159100	Other screws for metal with or without nuts or washers	58,100	859,872	612,073	7,274,687
7318159200	Other bolts for metal, with or without nuts	640,526	7,198,070	3,315,285	24,406,109
7318159900	Other screws and bolts whether or not with their nut or washers	343,789	2,924,164	1,512,874	15,623,934
7318161000	Nuts with an external diameter not exceeding 16 mm	299,065	3,098,955	2,145,204	17,835,483
7318169000	Other nuts	1,023,969	10,520,993	5,252,359	53,746,556
7318191000	Other threaded articles of an external diameter not exceeding 16 mm	44,079	206,980	236,316	1,690,995
7318199000	Other threaded articles of iron and steel	296,110	4,464,826	4,414,391	15,760,836
7318211000	Non threaded artic. for spring washers & oth lock washers with an ext'nal d<16mm	5,874	85,066	59,345	496,803
7318219000	Other spring washers and other lock washers	68,238	1,276,014	860,082	10,549,496
7318221000	Other washers with an external diameter not exceeding 16 mm	198,110	720,322	736,443	8,418,558
7318229000	Other washers	225,066	3,263,460	4,728,176	37,525,624
7318231000	Rivet with an external diameter not exceeding 16 mm	37,194	280,429	260,356	2,000,772
7318239000	Other rivets	32,085	231,437	149,748	1,868,827
7318241000	Cotters & cotters pins with an external diameter not exceeding 16 mm	96,848	671,372	951,736	9,711,052
7318249000	Other cotters and cotter pins	190,231	1,205,875	2,121,945	14,467,428
7318291000	Oth non threaded articles with an external diameter <= 16 mm	39,169	512,372	1,151,310	11,914,986
7318299000	Other non threaded articles	461,751	5,035,949	4,479,619	51,783,623
7319200000	Safety pins	33,120	192,062	60,346	729,950
7319300000	Other pins	148,104	2,160,673	1,533,047	17,120,086
7319900000	Oth similar articles for use in hand, of iron or steel	51,162	473,622	605,224	3,726,900
7320101000	Leaf springs and leaves for motor vehicles	44,998	894,485	289,260	3,966,700
7320109000	Other leaf springs and leaves	43,868	499,832	471,851	5,551,961
7320201000	Helical springs for motor vehicles	98,568	1,009,287	1,266,447	12,107,392
7320209010	Other Helical springs for motor vehicles For motor vehicles or earth moving	114,421	1,046,075	1,101,352	10,058,247
7320209090	Other Helical springs for motor vehicles	56,460	975,042	546,637	5,773,636
7320901000	Other springs and leaves for motor vehicles	110,783	1,071,644	883,113	8,082,931
7320909000	Other springs and leaves	109,676	1,076,652	890,878	8,804,872
7321110000	Cooking appliances and plate warmers For gas fuel or for both gas and other	62,244	1,088,777	300,671	3,781,558
7321120000	Cooking appliances and plate warmers with liquid fuel	12,811	206,947	18,442	292,982
7321190000	Other Cooking appliances & plate warmers including appliances for solid fuel	1,184	110,776	16,559	421,995
7321810000	Other appliances with gas fuel or for both gas and other fuels	5,096	62,083	15,929	134,795
7321820000	Other appliances with liquid fuel	0	14,911	0	14,689
7321890000	Other appliances with solid fuel	1,466	173,305	2,242	232,798
7321901000	Oth cooking appliances & plate warmers Of burner for kerosene stoves	90,169	190,310	172,024	429,560
7321909000	Other Cooking appliances and plate warmers	426,855	5,533,270	1,239,990	16,470,893
7322110000	Radiators and parts of cast iron	3,938	21,367	6,831	106,639
7322190000	Other parts of radiators	14,595	435,833	273,664	3,674,713
7322900000	Other radiators for central heating	25,992	421,522	405,283	4,413,233
7323100000	Iron/steel wool; pot scourers & scouring or polishing pads, gloves and the like	162,182	1,157,855	279,036	1,865,500
7323911000	Kitchenware of cast iron, not enamelled	28,009	443,458	50,874	1,680,080
7323919000	Household articles of cast iron not enamelled	41,335	405,717	77,438	814,633
7323920000	Household articles of cast iron, enamelled	59,787	805,337	94,157	1,175,781
7323931000	Kitchenware of stainless steel	467,839	5,088,916	1,228,609	12,639,032
7323939000	Other household articles of stainless steel	179,508	1,866,063	488,672	4,792,947
7323940000	Household of iron (oth. than cast iron) or steel, enamelled	302,031	2,986,721	325,752	3,650,157
7323991000	Other kitchenware	482,967	2,330,262	939,972	4,931,175
7323999000	Other household articles of iron or steel	216,519	1,454,635	460,681	4,208,043
7324100000	Sinks and wash basins, of stainless steel	270,157	1,906,444	548,384	3,879,144
7324210000	Bath of cast iron, whether or not enamelled	4,902	89,924	25,760	411,405
7324290000	Bath of stainless steel	7,288	239,950	53,616	805,416
7324901000	Sanitary ware for flushing water closets or urinals (fixed type)	8,032	89,972	22,065	350,289
7324902000	Sanitary ware of bedpans, urinals (portable type) and chamber pots	367	5,394	765	49,222
7324909000	Other sanitary ware	229,111	1,708,440	502,172	4,413,410

I.3. IMPOR MENURUT KOMODITI / IMPORT BY HS COMMODITY  
 \*\*\* NOVEMBER / NOVEMBER 2010 \*\*\*

HS	Uraian Komoditi Commodity Description	Berat Bersih / Net Weight (Kg)		Nilai / Value C.I.F (US\$)	
		Bulan ini Current Month	Kumulatif Cum.Jan. to date	Bulan ini Current Month	Kumulatif Cum.Jan. to date
7325101000	Other cast articles of non malleable cast iron by latex spouts & latex cups	9	26,015	49	106,526
7325109000	Other cast articles of non malleable cast iron	82,231	765,287	278,830	3,006,894
7325910000	Grinding balls and similar articles for mills	3,228,716	27,275,612	4,094,003	31,716,673
7325991000	Other cast articles of malleable cast iron by latex spouts and latex cups	0	102,120	0	816,272
7325999000	Other cast articles of malleable cast iron	65,416	1,530,998	364,366	3,768,277
7326110000	Grinding balls & similar articles for mills forged/stamped but not further worked	5,240,779	29,486,969	6,944,728	35,023,670
7326190000	Other articles of iron or steel but not forged or stamped	452,545	5,485,847	3,923,056	24,736,102
7326202000	Articles of iron or steel wire for rat traps	9	2,909	46	10,596
7326205000	Articles of iron or steel wire for poultry cages and the like	91,717	742,627	127,341	1,073,212
7326209000	Other articles of non iron steel wire	235,856	1,695,200	687,815	4,793,670
7326901000	Ships' rudders not forged or stamped	36,835	1,115,711	259,605	7,249,046
7326903000	Stainless steel shield & clamp assembly without hub for hubless cast iron & pipes fit.	54,639	878,354	506,126	6,317,392
7326904000	Latex spouts and latex cups but not forged or stamped	460	46,281	11,609	1,811,862
7326905000	Rat traps but not forged or stamped	2	8,505	3	53,623
7326907000	Stainless steel shield, clamp assembly for horse shoes; riding boot spurs	13,260	130,093	200,570	2,015,315
7326909000	Other articles not forged or steamed	6,235,709	35,937,677	21,081,788	210,948,703
7401000000	Copper mattes, cement copper (precipitated)	189	23,536	99	201,025
7402000000	Unrefined copper, copper anodes for electrolytic refining.	566	46,491	6,477	217,129
7403110000	Refined copper for cathodes and sections of cathodes	6,956,224	69,648,043	55,807,303	499,376,413
7403120000	Refined copper for wire bars	55,356	487,383	45,985	434,254
7403130000	Refined copper for billets	203	24,815,383	16,501	13,543,466
7403190000	Other refined copper, unwrought	874	268,981	7,280	1,821,994
7403210000	Copper alloys for copper-zinc base alloys (brass)	305,231	2,050,789	2,954,084	17,711,227
7403220000	Copper alloys for copper-tin base alloys (bronze)	169,317	1,175,628	1,036,231	6,030,577
7403290000	Copper alloys for other copper alloys (other than master alloys of heading 74.05)	17,668	764,269	1,388,477	9,828,244
7404000000	Copper waste and scrap.	775,086	13,873,527	5,495,860	88,646,840
7405000000	Master alloys of copper.	7,555	18,865	58,013	75,953
7406100000	Powders of non-lamellar structure	25,033	228,412	310,756	2,577,983
7406200000	Powders of lamellar structure; flakes	18,237	415,290	157,976	4,304,465
7407103000	Profiles of refined copper	2,671	37,506	40,809	395,658
7407109000	Other profiles of refined copper	151,867	1,697,793	904,398	11,049,087
7407210000	Profiles of refined copper of copper-zinc base alloys (brass)	224,592	3,076,213	1,253,791	16,638,124
7407290000	Other of copper alloys	158,168	1,473,561	1,140,204	7,313,587
7408110000	Copper wire, of which the maximum cross-sectional	232,678	3,141,010	2,160,389	23,023,286
7408190000	Other wire of refined copper	654,518	8,723,363	3,872,167	52,580,963
7408210000	Copper wire of copper alloys with copper-zinc base alloys (brass)	99,409	1,857,548	928,394	14,853,260
7408220000	Copper wire of copper alloys with copper-nickel base alloys/copper-nickel-zinc base alloys	20,263	126,305	231,936	1,278,038
7408290000	Other copper alloys for copper wire	48,698	458,578	309,864	3,374,233
7409110000	Copper plates, sheets and strips, of refined copper in coils	115,267	1,299,232	972,940	9,437,374
7409190000	Copper plates, sheets and strips, of refined copper, not in coils	102,390	5,117,895	1,210,138	16,460,123
7409210000	Copper plates, sheets, strips, of copper-zinc base alloys (brass), in coils	363,785	4,975,896	3,130,554	46,000,098
7409290000	Copper plates, sheets, strips, of copper-zinc base alloys (brass), not in coils	132,103	1,086,921	593,696	5,211,230
7409310000	Copper plates, sheets, strips, of copper-tin base alloys (brass), in coils	310,284	3,312,845	2,856,949	32,537,877
7409390000	Copper plates, sheets, strips, of copper-tin base alloys (brass), not in coils	15,043	253,052	180,807	2,116,518
7409400000	Copper-nickel base alloy (cupro-nickel), copper-nickel-zinc base alloys unrefined	137,991	1,196,980	1,391,043	11,684,498
7409900000	Other copper alloys, unrefined	3,549	45,661	58,000	245,981
7410110000	Copper foil, refined, thickness < 0.15 mm, not backed	85,082	1,072,537	782,957	9,520,408
7410120000	Copper alloys, refined, thickness < 0.15 mm, not backed	55,945	737,299	414,214	5,457,440
7410210010	Reinforced sheets/plates of polyamide, of refined copper, backed	5,717	58,284	93,765	505,283
7410210020	Reinforced sheets/plates of polyamide, copper clad laminate for PCBs	387,978	6,180,698	1,717,944	27,704,197
7410210090	Reinforced sheets/plates of polyamide, copper clad laminate not for PCBs	5,879	150,166	122,729	1,884,122
7410220000	Reinforced sheets/plates of polyamide, of copper alloys, unrefined	703	58,592	15,324	516,536
7411100000	Copper tubes & pipes of refined copper	428,476	3,999,694	3,741,173	29,517,417
7411210000	Copper tubes & pipes of copper alloys with copper-zinc base alloys (brass)	43,760	1,349,390	578,230	8,683,449
7411220000	Copper tubes & pipes of copper alloys with cupro-nickel or nickel silver	6,176	29,230	133,836	694,851
7411290000	Other copper tubes and pipes	145,838	2,170,785	1,381,596	14,238,024
7412100000	Copper tube or pipe fitting of refined copper	21,845	219,479	60,766	770,855
7412201000	Copper tube or pipe fitting of copper-zinc base alloys (brass)	58,917	347,738	614,473	3,235,690
7412209000	Copper alloys, not brass, refined	66,488	827,686	346,780	4,810,364
7413000000	Stranded wire, cable, plaited bands, of copper, not electrically insulated.	116,833	1,437,992	953,237	11,092,052
7415101000	Nails & tacks (including drawing pins) of copper or iron or steel with head of copper	40,918	310,682	67,247	1,130,346
7415102000	Staples and similar articles of copper	3,082	83,397	3,352	49,290
7415109000	Tacks, drawing pins, & similar articles	19,048	183,622	321,715	2,072,215
7415210000	Washers (including spring washers) but not threaded	28,771	239,086	137,334	1,960,340
7415290000	Other articles of copper, not threaded	12,568	113,417	184,699	1,494,467
7415331000	Screws	53,576	510,586	429,060	3,582,149
7415332000	Bolts and nuts	62,953	593,098	315,541	2,734,437
7415390000	Other articles of copper, threaded	8,680	238,455	120,040	1,885,523
7418110000	Pot scourers and scouring or polishing pads, gloves and the like	299	447	8,751	11,315
7418190000	Other pot scourers & scouring/polishing	17,567	125,259	45,386	214,091
7418200000	Sanitary ware and parts thereof	16,728	263,877	241,435	1,370,425
7419100000	Chain and parts thereof of copper	884	23,703	23,648	133,715
7419910010	Fittings for fire hoses, of copper	1,229	25,304	16,087	280,601
7419910020	Reservoirs, tanks, vats and similar of copper	3,529	14,651	8,551	211,790
7419910030	Electroplating anodes, machine belt for ships or other vessel	196	187,465	2,062	1,349,171
7419910090	Other table, kitchen, cast, moulded, stamped/forged but not further worked	18,175	206,125	269,711	4,273,233
7419991000	Electroplating anodes, machine belt fastener, fitting for ships, fire hoses	66,021	289,142	255,935	2,331,192
7419992000	Similar containers not fitted with mech./terminal equip. of a cap. of <=300L	414	19,870	2,295	180,792



I.3. IMPOR MENURUT KOMODITI / IMPORT BY HS COMMODITY  
 \*\*\* NOVEMBER / NOVEMBER 2010 \*\*\*

HS	Uraian Komoditi Commodity Description	Berat Bersih / Net Weight (Kg)		Nilai / Value C.I.F (US\$)	
		Bulan ini Current Month	Kumulatif Cum.Jan. to date	Bulan ini Current Month	Kumulatif Cum.Jan. to date
7419993100	Grill and netting of copper wirefor machinery	2,164	26,940	104,242	884,361
7419993910	Grill and netting of copper wireCloth suitable for making mosquito nets	2,886	60,272	7,631	169,350
7419993990	Other grill and netting of copper wire	1,666	37,658	36,829	532,003
7419994000	Other grill and netting of copper wireSprings	5,860	163,382	49,958	1,560,083
7419995000	Other grill and netting of copper wireCigarette cases or boxes and similar	2	7,157	757	66,641
7419999000	Other articles of non copper	39,739	229,556	82,491	1,081,309
7501100000	Nickel mattes	0	1,011	0	45,112
7502100000	Nickel, not alloyed	49,043	472,705	842,376	7,000,161
7502200000	Nickel alloys	0	16,080	0	63,294
7503000000	Nickel waste and scrap.	11	11	242	242
7504000000	Nickel powders and flakes.	3,265	35,243	51,685	752,535
7505110000	Bars, rods and profiles of nickel,not alloyed	0	3,886	0	123,886
7505120000	Bars, rods & profiles of nickel alloys	1,749	9,014	52,342	258,099
7505210000	Wire of nickel, not alloyed	7,349	89,012	145,281	1,726,297
7505220000	Wire of nickel alloys	26,815	198,879	370,662	2,980,708
7506100000	Nickel plates, sheets, strip&foil ofnickel, not alloyed	466	34,355	27,846	567,318
7506200000	Nickel plates, sheets, strip and foilof nickel alloys	26,588	400,108	530,680	5,817,040
7507110000	Tubes and pipes of nickel, not alloyed	0	26,115	0	443,714
7507120000	Tubes and pipes of nickel alloys	51	12,250	1,904	557,424
7507200000	Tube or pipe fittings	12,653	38,195	36,394	507,144
7508100000	Cloth, grill and netting,of nickel wire	1,029	12,370	17,609	119,737
7508903000	Bolts and nuts of non nickel	3,215	47,988	17,779	316,241
7508904000	Other articles suitable for usein building of non nickel	745	1,561	789	41,520
7508909010	Electro-plating anodes,wrought or un-wrought, including those produced by	36,203	357,847	486,876	4,175,128
7508909020	Screens for printing machines	1,235	108,855	80,130	1,090,213
7508909090	Other Nickel tubes, pipes, tube, pipefittings	2,149	35,340	50,908	684,089
7601100000	Aluminium, not alloyed	12,257,098	146,016,219	28,812,862	323,260,280
7601200000	Aluminium alloys	13,432,894	144,330,382	32,319,933	326,676,697
7602000000	Aluminium waste and scrap.	2,078,493	35,206,373	3,539,006	59,527,941
7603100000	Aluminium powders of non-lamellarstructure	196,720	1,221,920	356,766	3,503,376
7603200010	Aluminium powders and flakes of flakes	498	101,686	2,936	225,774
7603200020	Aluminium powders and flakes,powderof lamellar structure	33,166	297,022	147,546	1,171,332
7604101000	Bars and rods of aluminium not alloyed	65,410	679,813	564,703	4,039,522
7604109010	Profiles suitable for use as heat sinkwith cross-sect.dimention < 17,5x17,5 cm	1,531	51,734	117,838	730,465
7604109090	Oth profiles suitable for use as heatsink	96,690	1,510,621	364,343	4,727,014
7604211000	Perforated tube profile for evaporatorcoils of mtr veh. ac mach.of alum.ally	1,449	9,681	31,367	206,259
7604219000	Oth hollow profiles of aluminium alloys	410,292	6,967,508	2,227,192	17,661,163
7604291010	Extruded bars and rods not surfacetreated	39,681	455,393	130,034	1,570,899
7604291020	Extruded bars and rods surfacetreated	1,812	30,588	18,301	149,559
7604293000	Y-shaped profiles for zip fasteners,in coils of non aluminium alloys	1,577	40,901	26,335	839,557
7604299000	Other bars, rods and profiles ofnon aluminium alloys	141,255	3,022,296	1,109,006	10,011,590
7605110000	Alum. wire of aluminium not alloyedwhich the max.cross-sect'l dim.exceeds	11,652	143,349	66,332	741,538
7605191000	Aluminium wire of non aluminium notalloyed with a diameter < 0.0508 mm	5,728	14,788	129,461	309,370
7605199000	Other aluminium wire of non aluminiumnot alloyed	80,745	519,616	651,171	3,820,790
7605210000	Alum. wire of aluminium alloys whichthe max.cross-sect'l dimension > 7 mm	0	40,874	0	177,664
7605291000	Aluminium wire of non aluminium alloyswith a diameter not exceeding 0.254mm	1,768	111,336	37,961	426,670
7605299000	Other aluminium wire of non aluminiumalloys	48,966	799,248	193,825	3,727,988
7606110010	Aluminium plates,sheets&strip of plain figured by rolling of thick.>0.2mm	30,962	519,648	101,878	1,681,935
7606110090	Oth aluminium plates,sheets&strip ofplain/figured by rolling of thick.>0.2mm	1,191,737	26,196,626	3,475,851	69,202,844
7606121010	Can stock (alloy 3004,3104 or 5182, ofthickness > 0,25 mm, in coil	25,070	658,756	115,697	2,710,134
7606121090	Oth.Can stock (alloy 3004,3104, 5182,of thickness > 0,25 mm, in coil	36,666	299,301	123,238	1,188,433
7606123100	Sheets o alum. rigid cont.sheets alloy5182,5082,hardnessh19<1,000mm in width	145,737	1,162,487	623,655	4,802,135
7606123910	Other aluminium sheet/coilnot exceeding 1,000 mm in width	922,844	14,079,939	2,430,874	37,165,228
7606123920	Other aluminium sheet / coilceeding 1,000 mm in width	2,430,254	23,572,952	6,812,242	70,467,190
7606123930	Aluminium Litho Shade sheet/coil alloyha 1052 hardness temper h19 and alloy	0	177,047	0	381,669
7606123990	Other aluminum sheet	798,934	5,403,979	3,176,081	21,690,004
7606124000	Oth, plain/figured by roll./press. butnot surface treatedof non alum. alloys	141,545	2,381,428	144,056	6,852,380
7606129000	Other aluminium plate rectangular ofaluminium alloys	297,516	4,482,711	1,614,455	20,236,498
7606912000	Oth alum. not alloyed,plain/figured byrolling/pressing b not surface treated	0	50,747	0	149,754
7606919000	Oth aluminium plate, not rectangular ofaluminium, not alloyed	2,974	1,404,650	13,446	1,977,688
7606923010	Venetian blind slat,whether or notrolled or cut, in width ½1,000 mm	0	38,404	0	115,669
7606923020	Sheet or coil of alum. rigid containersheet alloy 5182,5082,hardness h19	25,708	255,281	94,996	1,154,159
7606923090	Oth.than Sheet/coil of aluminium rigidcontainer sheet alloy 5182,5082,hard h19	163,247	1,620,005	169,525	2,422,977
7606929010	Oth venetian blind slat,whether or notrolled or cut, in width ½1,000 mm	0	14,658	0	76,739
7606929020	Oth.sheet/coil of alum.rigid containersheet alloy 5182,5082,hardness h19	2,672	39,154	59,022	451,235
7606929090	Other aluminium alloys	442,417	3,243,271	686,924	5,770,142
7607110000	Aluminium foil not backed, rolledbut not further worked	590,660	6,956,365	2,466,292	27,673,404
7607191000	Foil of aluminium alloy A1075 or A3903not back,oth than rolled but not worked	36,854	213,234	1,322,455	4,659,360
7607199000	Oth than foil aluminium alloy A1075/a3903 not back,oth than roll but notwork	229,695	3,510,342	2,032,405	27,457,720
7607204000	Aluminium foil backed for imitationgold or silver	11,601	66,967	50,575	275,856
7607209010	Aluminium foil laquer coated (white orof thickness >0,05 mm or < 0,15 mm	98,052	1,665,410	1,679,447	19,814,545
7607209090	Oth.aluminium foil, backed,thickness <=0.2 mm	174,290	1,781,060	818,825	10,919,100
7608100000	Aluminium tubes and pipes ofaluminium, not alloyed	46,841	477,340	141,534	1,557,571
7608200000	Aluminium tubes and pipesof aluminium alloys	125,862	1,558,036	854,570	9,030,638
7609000000	Aluminium tube or pipe fittings (forexample, coupling,elbows,sleeves)	47,720	550,020	994,318	7,084,828
7610100000	Alum. structures for doors, windows &their frames and thresholds for doors	155,640	954,140	740,189	3,602,565
7610901000	Oth alum. structures for bridges andbridge section, towers, lattice masts	76	342,902	54	3,267,729
7610909000	Other aluminium structures	1,429,647	5,212,672	1,419,295	8,874,314

I.3. IMPOR MENURUT KOMODITI / IMPORT BY HS COMMODITY  
 \*\*\* NOVEMBER / NOVEMBER 2010 \*\*\*

HS	Uraian Komoditi Commodity Description	Berat Bersih / Net Weight (Kg)		Nilai / Value C.I.F (US\$)	
		Bulan ini Current Month	Kumulatif Cum.Jan. to date	Bulan ini Current Month	Kumulatif Cum.Jan. to date
7611000000	Aluminium reservoirs, tanks, vats and similar containers for any material	45,874	181,908	248,516	2,360,339
7612100000	Alum. collapsible tubular containers	9,845	133,870	129,547	1,544,112
7612901000	Aluminium casks, drums, cans, boxes and seamless containers for fresh milk	13	2,725	3,625	25,419
7612909000	Oth.aluminium casks,drums,cans, boxes& containers, for any material	244,246	3,391,971	1,508,338	18,560,477
7613000000	Aluminium containers for compressed or liquified gas	19,957	86,996	158,744	1,438,419
7614101100	Cable with steel core of circular cross section not exceeding 500 mm	30	9,791	1,871	64,992
7614101200	Cable with steel core of circular cross section > 500 mm but < 1,000 mm	0	586	0	41,603
7614101900	Other cable with steel core	17,917	104,200	87,414	563,420
7614109000	Other stranded wire with steel core	135,335	1,153,709	250,805	3,659,717
7614901100	Cable without steel core of circular cross section not exceeding 500 mm	1,411	24,405	21,304	98,041
7614901200	Cable without steel core of circular cross section > 500 mm but < 630 mm	0	41	0	1,186
7614901900	Other cable without steel core	74,080	89,553	231,977	302,010
7614909000	Other stranded wire without steel core	27,176	779,360	149,137	1,870,000
7615110000	Pot scourers and scouring or polishing pads, gloves and the like of aluminium	0	5,801	0	13,136
7615190000	Oth table, kitchen/oth household articles & parts thereof of aluminium	232,451	2,293,517	906,973	7,911,055
7615201000	Bedpans, urinals (portable type) and chamber	0	14	0	1,563
7615209000	Other sanitary ware and parts thereof of aluminium	15,987	342,730	24,766	862,967
7616101000	Nails of aluminium	28,728	97,284	99,334	285,874
7616102000	Staples and hooks of aluminium	32,585	284,815	302,031	1,787,074
7616109000	Tacks, rivets, cotters, cotter pins and washers of aluminium	86,578	624,261	929,439	7,464,370
7616910000	Other cloth, grill, netting and fencing, of aluminium wire	209,681	907,959	185,310	887,008
7616992000	Ferrules for use in the manufacture of pencils	8,647	225,890	74,107	1,414,862
7616993000	Alum.slugs, round, of such dim. that the thick's > one tenth of the diameter	128,790	1,458,594	329,459	4,077,550
7616994000	Bobbins, spools, reels and similar supports for textile yarn	73,447	309,333	177,581	929,800
7616996000	Latex spouts and latex cups	0	91	0	106
7616999010	Venetian blinds	11,646	77,182	116,901	450,152
7616999090	Other articles of aluminium	311,938	2,971,986	2,637,381	25,888,198
7801100000	Refined lead	5,588,038	44,717,407	13,152,482	98,757,031
7801910000	Oth unwrought lead & containing by weight as the principal oth element	3,638,773	27,362,862	7,691,529	55,683,945
7801991000	Oth unwrought lead & containing by weight unrefined	1,249,539	3,256,398	2,706,040	6,655,234
7801999000	Oth unwrought lead & containing by weight	366,312	4,056,314	962,914	8,477,099
7804110000	Sheets, strip and foil of a thickness < 0,2 mm	29	5,672	1,498	76,951
7804190010	Lead embossed, cut to shape, perforated, coated, printed, backed, reinforce material	5,578	80,015	283,007	2,644,365
7804190090	Oth.lead plates, sheets, strip and foil, lead	8,773	182,766	207,149	2,228,953
7804200000	Powders and flakes	25,490	98,211	5,230	39,648
7806002000	Other articles of lead, bars, rods, profiles and wire	2,144	15,711	102,637	619,032
7806003000	Other articles of lead, tubes, pipes and tube or pipe fittings (for	144,408	408,036	231,762	577,233
7806009010	Lead wool, washers, electro-plating anodes	1,369	6,545	6,702	26,978
7806009090	Other articles of lead	9,522	141,672	88,026	740,088
7901110000	Zinc not alloyed containing by weight 99.99% or more of zinc	4,131,967	54,898,842	9,584,205	121,433,066
7901120000	Zinc not alloyed containing by weight < 99.99% of zinc	2,690,806	31,793,530	6,547,906	71,359,719
7901200000	Zinc alloys	1,732,720	16,402,523	4,462,611	37,533,912
7903100000	Zinc dust	231,295	1,851,090	699,991	5,577,948
7903900000	Zinc powders and flakes	144,659	1,611,296	526,187	6,179,701
7904000010	Zinc wire, bars, rods, not surface treated	2,797	165,028	11,326	832,085
7904000090	Zinc profiles	7,424	97,165	13,957	283,224
7905001010	Zinc plates, sheets, strip not surface treated	79,230	1,979,106	197,322	2,893,723
7905001020	Zinc plates, sheets, strip surface treated	21,547	379,693	7,504	367,768
7905002010	Zinc foil not surface treated	0	31,676	0	57,816
7905002090	Zinc foil surface treated	0	6,687	0	14,031
7907003000	Gutters, roof capping, skylight frames & oth fabricated building components	104,141	637,486	203,241	870,653
7907004000	Zinc tubes, pipes, tube, pipe fittings (couplings, elbows, sleeves)	41,754	176,991	69,269	410,429
7907009010	Electro-plating anodes; stencil plates	169,320	2,557,707	456,105	9,677,030
7907009020	Domestic articles and parts thereof	2,529	76,342	8,196	180,622
7907009090	Oth articles of zinc oth than domestic	237,320	2,468,477	844,646	6,698,739
8001100000	Tin, not alloyed	13,612	124,821	75,200	552,494
8001200000	Tin alloys	22,693	209,034	739,379	5,828,309
8003000000	Tin bars, rods, profiles and wire.	116,887	846,993	1,939,096	12,870,358
8007002000	Other articles of tin, sheets and strip, plates, thickness > 0,2mm	488,080	1,078,507	717,415	4,365,312
8007003000	Tin-foil (whether or not printed or backper), thick < 0,2 mm, powder & flakes	0	1,541	0	4,687
8007004000	Tin-tubes, pipes and tube or pipe fittings (for example, couplings, elbows, sleeves)	193	7,583	6,474	47,741
8007009010	article of tin, collapsible tubes for dentifrices, colours, and the like,	0	6,148	0	135,691
8007009090	Other articles of tin	3,626	150,835	61,271	844,235
8101100000	Tungsten (wolfram) powders	2,001	19,286	93,500	380,372
8101940000	Unwrought tungsten, including bars and rods obtained simply by sintering	33	1,702	95,569	288,993
8101960000	Tungsten wire	11,791	44,589	578,340	1,938,146
8101990010	Tungsten bar & rods, oth than those obtained simply by sintering, profiles, sheet, strip	305	38,335	25,545	2,006,295
8101990090	Other tungsten (wolfram)	210	28,437	27,299	884,826
8102100000	Molybdenum powders	0	25	0	418
8102940000	Unwrought molybdenum, including bars and rods obtained simply by sintering	0	37	0	9,891
8102950000	Molybdenum bar & rods, oth than those obtained simply by sintering, profiles, strip & foil	6,000	119,735	234,000	889,262
8102960000	Molybdenum wire	516	12,071	76,349	899,572
8102990000	Other molybdenum	269	2,123	1,207	38,506
8103200000	Unwrought tantalum, including bars and rods obtained simply by sintering; powders	6,136	90,613	963,837	14,956,229
8103300000	Tantalum waste and scrap	0	8	0	3,166
8103900000	Other tantalum	0	10	0	801
8104110000	Unwrought magnesium containing at least 99.8% by weight of magnesium	375,655	2,438,772	1,119,091	6,672,760
8104190000	Other unwrought magnesium	2,115	75,093	8,887	161,787

I.3. IMPOR MENURUT KOMODITI / IMPORT BY HS COMMODITY  
 \*\*\* NOVEMBER / NOVEMBER 2010 \*\*\*

HS	Uraian Komoditi Commodity Description	Berat Bersih / Net Weight (Kg)		Nilai / Value C.I.F (US\$)	
		Bulan ini Current Month	Kumulatif Cum.Jan. to date	Bulan ini Current Month	Kumulatif Cum.Jan. to date
8104300000	Magnesium raspings,turnings &granules,graded according to size; powders	3,078	49,400	100,584	488,144
8104900000	Other magnesium	32,452	67,876	90,759	229,733
8105201000	Unwrought cobalt	0	100	0	7,750
8105209000	Mattes cobalt; cobalt powders	5,003	7,340	122,649	230,434
8105900000	Other cobalt mattes	18	4,066	2,686	400,077
8106009000	Other bismut	0	5,037	0	100,784
8107200000	Unwrought cadmium, powders	2	567	524	10,220
8107900000	Other cadmium	0	9	0	1,321
8108200000	Unwrought titanium; powders	0	1,374	0	29,408
8108900000	Other titanium	3,364	387,561	439,266	8,954,015
8109200000	Unwrought zirconium; powders	5,029	9,955	1,250	22,099
8109300000	Zirconium waste and scrap	0	189	0	7,599
8109900000	Other zirconium	11,768	38,292	31,260	129,385
8110100000	Unwrought antimony; powders	25,478	184,885	249,872	1,308,068
8110900000	Other antimony	20,885	93,343	148,284	582,669
8111000000	Manganese and articles thereof, includewaste and scrap.	0	22,200	0	73,690
8112120000	Unwrought beryllium; powders	0	27	0	18,325
8112190000	Other beryllium	10	5,038	7,470	216,647
8112210000	Unwrought chromium; powders	5,524	26,831	57,159	393,654
8112290000	Other Chromium	584	33,264	37,911	375,801
8112920000	Thallium unwrought; wasteand scrap; powders	0	228	0	3,056
8112990000	Other thallium	7,510	444,123	26,441	1,949,204
8113000000	Cermets and articles thereof,including waste	3	6	4,988	6,296
8201100000	Spades and shovels	1,723	95,689	11,051	121,996
8201200000	Forks	32	4,408	762	30,479
8201301000	Hoes (mamooties) and rakes	41	53,288	262	48,384
8201309000	Mattocks and picks	16,245	85,652	85,424	176,255
8201400000	Axes, bill hooks and similar hewing tool	778	15,150	6,795	26,067
8201500000	Secateurs & similar one-handed prunersand shears (including poultry shears)	17,334	86,533	62,153	222,870
8201600000	Hedge shears,two-handed pruning shearsand similar two handed shears	203	426	2,649	2,956
8201900000	Other hand tools of a kind used inagriculture, horticulture or forestry	716	7,136	2,221	23,165
8202100000	Hand saws	179,564	1,381,200	295,540	2,227,329
8202200000	Band saw blades	108,003	1,307,292	631,378	5,471,178
8202310000	Circular saw blades with working partof steel	35,260	140,085	179,899	652,786
8202390000	Other circular saw blades,including parts	51,934	582,581	77,346	1,625,340
8202400000	Chain saw blades	17,902	332,964	36,598	1,013,971
8202910000	Straight saw blades for working metal	13,665	64,968	29,104	163,674
8202991000	Straight saw blades	2,072	12,323	29,463	218,793
8202999000	Other saw blades	71,782	788,598	381,354	4,152,340
8203100000	Files, rasps and similar tools	89,954	730,553	168,492	1,409,652
8203200000	Pliers (including cutting pliers),pincers, tweezers and similar tools	318,494	2,726,284	708,755	5,985,997
8203300000	Metal cutting shears and similar tools	50,912	676,086	210,442	2,556,860
8203400000	Pipe-cutters, bolt croppers,perforating punches, and similar tools	41,361	480,799	187,024	1,943,857
8204110000	Hand operated spanners and wrencheson - adjustable	441,456	3,114,534	904,547	9,110,466
8204120000	Hand operated spanners and wrenchesadjustable	248,208	2,391,852	999,938	6,582,151
8204200000	Interchangeable spanner sockets,with or without handles	130,020	1,220,676	592,967	4,737,025
8205100000	Drilling, threading or tapping tools	61,003	631,071	497,944	3,900,172
8205200000	Hammers and sledge hammers	655,532	4,300,015	651,006	5,631,068
8205300000	Planes, chisels, gouges andsimilar cutting	138,185	922,802	313,453	1,547,032
8205400000	Screwdrivers	177,049	1,832,392	419,334	3,992,766
8205511000	Flat irons	5	4,481	44	20,190
8205519000	Other household tools	6,229	103,861	39,271	648,892
8205590000	Other hand tools , oth than househodtools	343,428	2,932,197	1,121,465	10,284,862
8205600000	Blow lamps	540	11,276	1,100	35,409
8205700000	Vices, clamps and the like	244,912	1,443,917	952,061	5,459,779
8205800000	Anvils; portable forges; hand-/pedal-op'ted grinding wheels with frameworks	32,139	269,378	107,594	1,010,681
8205900000	Sets of articles of two or moreof the foregoing subheadings	28,197	687,944	141,410	3,195,418
8206000000	Tools of two/more of the headings82.02to82.05 put up in sets for retail sale	273,247	1,948,904	1,306,078	9,940,013
8207130000	Rock drilling or earth boring toolswith working part of cermets	3,948	72,083	96,917	2,074,732
8207190000	Other rock drilling or earth boringtools, including parts	66,221	1,034,189	3,108,245	42,729,993
8207200000	Dies for drawing or extruding metal	32,422	393,003	5,015,868	24,108,367
8207300000	Tools for pressing, stampingor punching	132,918	1,292,576	3,613,913	27,198,845
8207400000	Tools for tapping or threading	41,053	193,750	1,172,495	7,417,537
8207500000	Tools for drilling,other than for rock drilling	88,629	905,026	1,240,621	10,573,982
8207600000	Tools for boring or broaching	4,907	108,309	393,332	4,199,545
8207700000	Tools for milling	18,662	111,166	547,266	4,522,279
8207800000	Tools for turning	13,814	336,028	274,603	5,078,472
8207900000	Other interchangeable tools	85,378	876,996	2,602,560	22,956,886
8208100000	Knives and cutting bladesfor metal working	15,963	209,947	300,352	5,004,018
8208200000	Knives and cutting bladesfor wood working	74,847	813,598	608,652	6,463,663
8208300000	Knives&cutting blades f kitchen app'es/for mach. used by the food industry	2,379	28,104	34,994	345,160
8208400000	Knives&cutting blades for agricultural, horticultural or forestry machines	7,465	49,832	34,894	377,026
8208900000	Other knives and cutting blades	217,966	2,431,624	2,406,908	19,733,925
8209000000	Plates, sticks, tipsand the like for tools,	74,660	418,378	877,533	8,929,649
8210000000	Hand-operated mechanicalappliances, weighing	114,987	952,276	136,379	1,129,308
8211100000	Knives with cutting blades,serratedor not and sets of assorted articles	28,414	75,912	163,609	317,406
8211910000	Table knives having fixed blades	24,476	160,105	92,523	692,815
8211925010	Knives ,fix blades, handle of base metalfor agricultural, horticultural/forestry	4	10,266	2,407	24,239

I.3. IMPOR MENURUT KOMODITI / IMPORT BY HS COMMODITY  
 \*\*\* NOVEMBER / NOVEMBER 2010 \*\*\*

HS	Uraian Komoditi Commodity Description	Berat Bersih / Net Weight (Kg)		Nilai / Value C.I.F (US\$)	
		Bulan ini Current Month	Kumulatif Cum.Jan. to date	Bulan ini Current Month	Kumulatif Cum.Jan. to date
8211925090	knives ,fix blades,handle oth than metalfor agricultural, horticultural/forestry	1,174	44,265	3,245	73,908
8211929010	Flick or spring knives; hunting,divingand scouts knives,penknives;blades>15 cm	12,614	44,956	45,781	106,702
8211929020	Other knives having fixed bladeswith handle of base metal	317	17,525	788	86,267
8211929090	Other knives having fixed bladeswith handle oth than base metal	2,404	72,989	14,266	398,261
8211932010	Knives,oth than fixed blades,with handlebase metal, for agricultural, forestry	10	8,334	245	27,621
8211932090	Knives,oth than fixed blades,handle oththan metal, for agricultural, forestry	64	285	8,015	11,439
8211939010	Knives having other than fixed bladeswith handle of base metal	29	18,198	30	13,138
8211939090	Knives having other than fixed blades,with handle oth than base metal	19,023	73,313	95,474	310,352
8211940000	Blades with handle of base metal	9,065	286,101	59,189	4,633,544
8211950000	Knives with handles of base metal	8,036	105,433	51,604	364,248
8212100000	Razors	47,472	291,061	273,523	1,634,352
8212201000	Safety razor bladeswith double-edged razor blades	57,569	852,113	1,244,076	17,032,056
8212209000	Other razors and razor blades	28,087	289,646	83,915	906,969
8212900000	Other parts of razors and razor blade	6,059	52,335	48,054	347,180
8213000000	Scissors, tailors' shearsand similar shears,	129,734	1,095,285	269,414	2,187,336
8214100000	Ppr knives,ltr openers,erasing knives,pencil sharpeners and blades therefor	74,654	840,424	106,932	1,663,320
8214200000	Manicure or pedicure setsand instruments	36,793	462,456	99,758	931,265
8214900000	Other articles of cutlery	51,495	469,894	83,797	723,203
8215100000	Spoons,forks,ladles,skimmer,cake serv.&fish knives sets of assorted articles	1,161	98,538	5,214	265,351
8215200000	Similar kitchen and tableware,other sets of assorted articles	83,280	1,070,110	87,636	1,598,879
8215910000	Similar kitchen and tablewareplated with precious metal	1,406	1,411	3,305	3,307
8215990000	Other similar kitchen and tableware	659,799	4,228,944	1,290,407	7,686,261
8301100000	Padlocks	451,392	4,050,116	952,732	7,237,752
8301200000	Locks of a kind used f motor vehicles	184,861	1,671,466	1,735,138	17,685,993
8301300000	Locks of a kind used for furniture	513,433	4,140,495	666,531	5,473,129
8301400000	Other locks	694,710	7,488,031	1,569,776	15,712,886
8301500000	Clasps and frames with clasps,incorporating locks	12,775	154,422	143,250	1,733,203
8301600000	Parts of padlocks and lock	357,210	4,472,572	2,510,653	24,075,069
8301700000	Keys presented separately	10,668	114,057	42,774	431,721
8302100000	Hinges	1,266,313	12,131,241	2,069,304	17,814,630
8302200000	Castors	367,174	4,171,766	642,674	7,080,117
8302300000	Oth mountings, fittings and similararticles suitable for motor vehicles	334,764	3,666,182	2,517,764	24,635,361
8302413010	Hasps ; suitable for buildingsuitable for building	140,365	1,334,522	126,270	1,184,018
8302413090	Bolts, hooks, eyes and staplessuitable for building	59,254	658,816	81,682	833,592
8302419000	Other mountingsuitable for building	762,719	7,515,686	1,279,419	14,418,051
8302421000	Bolts and haspssuitable for furniture	33,940	463,938	44,710	775,026
8302429000	Other Mounting ; suitable for furniture	1,451,409	12,499,150	2,608,288	27,784,991
8302491000	Mounting of a kind suitable for saddlery	3,369	83,959	14,876	449,436
8302499000	Other mounting ; oth than of a kindsuitable for saddlery	730,583	3,594,672	1,022,881	6,471,410
8302500000	Hat-racks,hat-pegs, bracketsand similar fixtures	66,675	1,509,994	301,341	3,379,224
8302600000	Automatic door closers	136,291	843,625	872,909	3,380,534
8303000000	Armoured/reinforced safes,strong-boxesand doors and safe deposit lockers	310,756	3,437,743	634,634	6,123,897
8304001000	Filing cabinets or card-index cabinets	43,130	383,410	57,250	1,034,854
8304002000	Office or desk equipment of copper orof lead	34,851	77,863	209,022	340,467
8304009000	Other similar office or desk equipment	141,859	1,650,244	439,402	5,662,562
8305101000	Fittings for double loop wire bindersdouble loop wire binders	71,683	898,254	151,780	1,867,021
8305109000	Fittings for loose-leaf binders or filesoth than double loop wire binders	97,616	898,093	168,046	1,759,925
8305200000	Staples in strips	261,088	2,202,581	371,598	2,902,540
8305900000	Letter coners, paper clips, indexingtagsoffice articles	201,067	2,146,726	684,790	6,671,066
8306101000	Bells for cycles	9,547	63,935	23,576	121,639
8306102000	Bells, gongs and the like, of copper	1	1,716	16	9,873
8306109000	Bells, gongs and the like,oth than of copper	907	58,706	4,460	160,944
8306210000	Statuetes and other ornamenplated with precious metal	0	2,925	0	36,778
8306291000	Statuetes and other ornamen, of copperor lead	308	12,342	1,095	33,004
8306299000	Statuetes and other ornamen, of oth thancopper or lead	3,105	46,870	26,880	203,726
8306301000	Photograph, picture or similar frames;mirrors : of copper	0	324	0	7,669
8306309000	Photograph, picture or similar frames;mirrors : of oth than copper	58,462	297,125	192,955	962,601
8307100000	Flexible tubing of base metal, withor without fitting of iron or steel	139,423	1,230,799	1,257,128	8,528,952
8307900000	Flexible tubing of base metal, with orwithout fitting of other base metal	19,391	301,598	116,925	7,258,856
8308100000	Hooks,eyes&eyelet o base metal of a k.used f cloth,footwear,awnings&handbags	214,897	2,422,183	2,743,567	25,628,636
8308200000	Tubular/bifurcated rivets of bs metalof a kind used for clothing,footwear	35,394	324,467	504,544	3,570,791
8308901000	Beads of base metal	26,952	441,658	188,300	2,968,871
8308902000	Spangles of base metal	1,972	30,563	33,159	581,348
8308909000	Other clups and parts	600,265	5,503,980	3,994,710	29,697,999
8309100000	Crown corks of packing accessoriesof base metal	146	30,753	4,843	103,869
8309901000	Capsules for bottles of base metal	6,993	53,341	40,707	477,167
8309902000	Top ends of alum. cans of base metal	198,208	2,502,308	1,180,391	13,034,545
8309903000	Other caps for cans of base metal	157,365	1,950,929	524,618	6,003,195
8309904000	Bungs for metal drums; bung covers;seals;case corner protectors	47,005	302,664	311,667	2,685,145
8309905000	Oth packing accessories, of aluminium	73,516	528,246	638,693	4,542,971
8309909000	Oth packing accessories, of base metal	170,073	4,030,960	1,140,176	15,555,447
8310000000	Sign , name, address and similar plates,numbers, and oth symbols, of base metal	36,120	317,061	299,105	3,013,302
8311101000	Coated electrodes of base metal,for electric arc-welding : In rolls	553,147	6,640,089	1,274,206	11,631,833
8311109000	Coated electrodes of base metal,for electric arc-welding, In oth than rolls	2,386,978	25,735,131	3,212,686	45,947,016
8311201000	Cored wire of base metal, for electric arc-welding : In rolls	181,351	3,633,753	575,339	7,929,934
8311209000	Cored wire of base metal, for electric arc-welding : In oth than rolls	69,454	1,205,921	380,738	3,945,650
8311301000	Coated rods &core wire of base metalfor sold,braz/welding by flame in roll	513,906	5,596,076	1,400,014	13,385,377
8311309000	Coated rods & core wire, base metal,for sold,braz/weld by flame in oth than roll	603,772	4,953,459	2,286,270	17,399,650



**I.3. IMPOR MENURUT KOMODITI / IMPORT BY HS COMMODITY**  
**\*\*\* NOVEMBER / NOVEMBER 2010 \*\*\***

HS	Uraian Komoditi Commodity Description	Berat Bersih / Net Weight (Kg)		Nilai / Value C.I.F (US\$)	
		Bulan ini	Kumulatif	Bulan ini	Kumulatif
		Current Month	Cum.Jan. to date	Current Month	Cum.Jan. to date
8409912400	Heads and head cover for vhcls of 87.01power =< 22.38 kw, spark-ign	101	13,149	2,010	81,916
8409912500	Pistons for vehicles of 87.01,power =< 22.38 kw, spark-ign	1,897	59,772	56,199	670,140
8409912600	Piston rings & gudgeon pins for vhcls of87.01,power =< 22.38 kw, spark-ign	218	624	7,130	11,599
8409912900	Oths parts suitable for vehicles 8701,power =< 22.38 kw, spark-ignition	3,183	84,057	85,819	837,133
8409914100	Carburettors and parts thereof for vehicles 87.11, spark-ignition	192,629	3,113,877	8,671,304	103,633,796
8409914200	Cylinder blocks, crank casesfor vhcls 87.11,spark-ignitio	227,729	2,336,326	2,210,742	19,388,873
8409914300	Cylinder linersfor vehicles 87.11,spark-ignition	10,053	23,905	13,222	149,695
8409914400	Heads and head coverfor vehicles 87.11,spark-ignition	98,913	1,706,672	4,641,805	58,524,996
8409914500	Pistons for vehicles 87.11,spark-ignitio	71,087	925,159	569,933	5,124,327
8409914600	Piston rings and gudgeon pins forfor vehicles 87.11,spark-ignition	37,028	213,866	727,393	6,595,566
8409914900	Oth parts suitable for vehiclesheading 87.11, spark-ignition	365,129	3,643,231	9,310,603	87,405,083
8409915100	Caburettors and parts thereof for othvehicles of chapter 87, spark-ignition	56,409	792,039	1,017,882	14,899,286
8409915200	Cylinder blocks, crank cases for othvehicles of chapter 87, spark-ignition	854,196	8,873,356	8,706,557	90,470,915
8409915300	Cylinder liners for othvehicles of chapter 87, spark-ignition	46,586	261,918	561,345	1,191,966
8409915400	Heads and head cover for othvehicles of chapter 87, spark-ignition	95,705	714,336	1,182,230	8,689,065
8409915500	Pistons for oth vehicles of chapter 87,spark-ignition	92,920	911,038	1,223,437	13,350,652
8409915600	Piston rings and gudgeon pins for othvehicles of chapter 87, spark-ignition	84,757	385,663	1,587,898	8,561,792
8409915900	Oth parts suitable for vehicles foroth vehicles 87, spark-ignition	702,836	6,449,150	10,867,292	98,265,722
8409916100	Cyl.block,crank case,marine propul eng,power<= 22.38kw for vssl of 89 spark-ign	352	2,682	645	3,363
8409916200	Piston for marine propuls eng, power<=22.38 kw for vssls of 89, spark-ign	174	2,605	124	9,223
8409916300	Oth.for vssls chapt.89,marine propl engof a power <= 22.38 kw, spark-ignition	11,448	132,298	82,361	700,672
8409916400	Cyl.block,crank cases,marine propls engpower>22.38kw for chapter 89,spark-ign	43	5,668	765	117,753
8409916500	Pistons for marine propuls eng.of power>22.38 kw for vssls of 89,spark-ign	495	22,605	11,703	465,009
8409916600	Oth.for chapt.89 for marine propuls eng.of a power>22.38 kw, spark-ignition	19,585	297,480	45,020	2,828,276
8409917100	Carburettors & parts thereof for othengines, spark-ignition	53	22,847	4,128	82,547
8409917200	Cylinder block for oth eng,spark-ign	95,731	718,848	117,395	1,302,871
8409917300	Cylinder liner for oth eng,spark-ign	51,425	375,594	153,677	1,815,943
8409917400	Heads and head cover for oth engines,spark-ignition	26,386	174,366	133,970	1,687,065
8409917500	Pistons for oth engines,spark-ignition	90,275	528,481	713,134	6,312,715
8409917600	Piston rings and gudgeon pins for othengines, spark-ignition	4,454	34,860	129,203	1,211,990
8409917900	Oth parts for oth engines,spark-ignition	466,815	2,651,824	3,916,536	26,170,011
8409991100	Carburettors & parts thereof for earthmoving machinery, comp-ignition	5	34,391	326	679,665
8409991200	Cylinder blocks for earth moving mach,comp-ignition	1,035	91,088	43,031	1,586,367
8409991300	Cylinder liners for earth moving mach,comp-ignition	2,609	79,353	12,928	331,217
8409991400	Heads and head cover for earth moving machinery, comp-ignition	47,640	539,729	1,236,399	9,934,710
8409991500	Pistons for earth moving machinery,comp-ignition	6,272	209,392	123,953	2,142,371
8409991600	Piston ring & gudgeon pin for earth movemachinery, comp-ignition	4,419	149,682	73,157	1,389,669
8409991900	Oth parts suitable for earthmoving machinery, comp-ignition	176,382	1,055,287	757,635	7,302,618
8409992100	Carburettors&part thereof for vehiclesof 87.01 comp-ignition	5,031	70,863	7,314	82,265
8409992200	Cylndr blocks for vehicles of 87.01comp-ignition	20,781	313,911	27,845	298,626
8409992300	Cylndr liners for vehicles of 87.01comp-ignition	734	57,833	4,187	157,268
8409992400	Heads and head cover for vhcls of 87.01comp-ignition	245	41,486	2,212	308,517
8409992500	Pistons for vehicles of 87.01,comp-ignition	3,582	56,983	12,064	162,483
8409992600	Piston ring&gudgeon pin for vhcls of87.01 comp-ignition	16,420	132,399	5,356	106,420
8409992900	Oths parts suitable for vhcls 87.01,comp-ignition	29,157	318,098	43,697	444,760
8409994100	Caburettors and parts thereof for othvehicles of chapter 87, comp-ignition	154,306	1,752,781	1,821,931	21,773,042
8409994200	Cylinder blocks for oth vhcls of chapt87, comp-ignition	199,695	2,729,504	2,666,344	34,694,694
8409994300	Cylinder liners for oth vehicles ofchapter 87,comp-ignition	14,973	370,890	147,425	1,708,754
8409994400	Heads and head cover for vehicles ofchapter 87,comp-ignition	158,555	1,941,137	2,108,781	24,361,611
8409994500	Pistons for oth vehicles ofchapter 87,comp-ignition	69,206	869,885	843,865	8,498,622
8409994600	Pistons ring & gudgeon pins for vhcls ofchapter 87, comp-ignition	53,646	657,808	992,451	13,194,405
8409994900	Oth parts suitable for vehicles foroth vehicles 87, comp-ignition	633,345	7,647,663	10,072,908	103,508,268
8409995100	Cyl.block,crank case,marine propuls.eng,power<= 22.38kw for vssl of 89,comp-ig	4	3,739	244	62,724
8409995200	Piston for marine propul eng of power<=22.38 kw for vssls of 89,comp-ignition	0	1,979	0	5,161
8409995300	Oth.for vssls chapt.89,marine propul engof a power<= 22.38 kw, comp-ignition	7,432	54,079	34,142	193,355
8409995400	Cyl.block,crank cases,marine propuls engof power>22.38kw for vssl 89, comp-ign	4,285	8,647	9,611	105,303
8409995500	Pistons for marine propuls eng.of power> 22.38 kw for vssls of 89,comp-ign	5,740	10,178	12,247	53,624
8409995600	Oth.for vssls,chap89,marine propuls engof a power>22.38 kw, comp-ignition	26,562	108,262	278,045	1,410,587
8409996100	Carburettors & parts thereof for othengines, comp-ignition	10,124	61,767	76,993	728,642
8409996200	Cylinder blocks for oth engines,comp-ignition	30,673	184,085	88,302	1,720,990
8409996300	Cylinder liners for oth engines,comp-ignition	26,770	732,955	176,528	2,854,796
8409996400	Heads and head cover for oth engines,comp-ignition	436,646	1,998,117	840,403	7,057,796
8409996500	Pistons for oth engines, comp-ignition	62,035	398,977	535,098	3,995,576
8409996600	Piston rings and gudgeon pins for othengines, comp-ignition	13,667	112,801	895,998	1,627,828
8409996900	Oth parts for oth engines,comp-ignition	1,024,749	11,752,402	10,357,948	108,926,882
8410110000	Hydraulic turbine&water wheels of power<= 1,000 kw	56,828	545,638	344,026	3,805,835
8410120000	Hydraulic turbines and water wheels of apower>1,000 kw but not exceed 10,000	0	173,140	0	1,462,982
8410130000	Hydraulic turbines and water wheels ofa power exceeding 10,000 kw	220	21,909	258,944	4,069,859
8410900000	Parts hydraulic turbines, water wheels,including regulators	14,370	750,290	148,147	8,902,524
8411110000	Turbo-jets of a thrust not exceed 25 kn	73,150	82,278	373,559	5,832,329
8411200000	Turbo-jets of a thrust exceeding 25 kn	3,470	70,420	48,467	22,885,906
8411210000	Turbo-propellers of a power not exceed1,100 kw	3,938	66,689	214,849	1,178,149
8411220000	Turbo-propellers of a power exceeding1,100 kw	240,712	254,055	11,893,022	12,985,172
8411810000	Oth gas turbines of a power not exceeds5,000 kw	4,450	103,872	1,067,622	9,294,701
8411820000	Oth gas turbines of a power exceeding5,000 kw	365,293	735,655	9,122,138	58,148,845
8411910000	Parts of turbo-jets/turbo-propellers	1,992	63,819	1,137,689	11,262,500
8411990000	Oth parts of gas turbines	140,429	1,787,085	26,799,008	190,851,325
8412100000	Reaction engines oth than turbo-jets	15,249	65,961	108,075	521,990













I.3. IMPOR MENURUT KOMODITI / IMPORT BY HS COMMODITY  
 \*\*\* NOVEMBER / NOVEMBER 2010 \*\*\*

HS	Uraian Komoditi Commodity Description	Berat Bersih / Net Weight (Kg)		Nilai / Value C.I.F (US\$)	
		Bulan ini Current Month	Kumulatif Cum.Jan. to date	Bulan ini Current Month	Kumulatif Cum.Jan. to date
8436912000	Parts of poultry-keeping machinery/poultry,incubator&brooders,not electric	5,788	82,122	53,523	346,903
8436991100	Parts oth of poultry-keeping machin,agri & horti type,electric operated	24,516	185,968	133,348	419,173
8436991900	Parts oth of poultry-keeping machin,oth than agri&horti type,elect operated	66,306	675,278	193,914	4,800,354
8436992100	Parts oth of poultry-keeping machin,agri & horti type,not electric operated	12,744	38,483	112,853	461,702
8436992900	Parts oth of poultry-keeping machin,oththan agri&horti type,not elect operated	17,956	370,688	73,901	1,607,053
8437101000	Machinery for bread grains;winnowing &cleaning machin, electrically operated	3,200	806,827	181,866	3,745,021
8437103000	Mach for clean,sorting/grad seed,graintdried leguminous vegetables,oth, elect	293,381	982,387	2,913,314	9,460,129
8437104000	Mach for clean,sorting/grad seed,graintdried leguminous vegetable,oth,not elect	0	61,900	0	1,146,998
8437801000	Machinery for rice hullers & cone typerice mills,electrically operated	51,897	731,211	67,338	1,188,473
8437802000	Machinery for rice hullers & cone typerice mills,not electrically operated	109,667	683,820	104,777	820,503
8437803000	Machinery for industrial type coffeand corn mills,electrically operated	18,767	61,479	721,872	1,343,912
8437804000	Machinery for industrial type coffee& corn mills,not electrically operat	16,098	326,288	13,660	425,172
8437805100	Polishing machines for rice,sifting andsieving,bran cleaner,electric operate	40,165	268,136	107,796	693,869
8437805900	Oth polishing mach for rice,sifting andsieving,bran cleaner,electric operate	52,693	923,561	68,449	2,449,879
8437806100	Polishing machines for rice,sifting andsieving,bran cleaner,not electric	50,776	882,253	91,043	1,151,734
8437806900	Oth polishing mach for rice,sifting andsieving,bran cleaner,not electric	3,029	177,131	4,450	456,187
8437901100	Parts of machin of subheading 8437.10,electrically operated	83,089	506,895	369,944	2,467,044
8437901900	Parts of machines oth than of subhead8437.10,electrically operated	54,034	657,866	95,312	1,175,834
8437902100	Parts of machines of subheading 8437.10,not electrically operated	367	61,633	22,752	361,555
8437902900	Oth parts of machines of subheading8437.10, not electrically operated	114,818	912,669	136,089	1,818,401
8438101000	Bakery mach,macaroni,spaghetti/similarproducts, electrically operated	249,351	2,902,792	3,937,650	44,116,070
8438102000	Bakery mach,macaroni,spaghetti/similarproducts, not electrically operated	29,433	82,514	89,628	569,883
8438201000	Mach for the manufac of confectionary,cocoa/chocolate, electrically operated	172,107	1,096,766	2,829,794	22,075,147
8438202000	Mach for the manufac of confectionary,cocoa/chocolate,not electric operated	2,760	3,833	6,393	19,168
8438301000	Mach for sugar manufac, electricallyoperated	119	591,081	3,000	6,621,122
8438302000	Machinery for sugar manufacture,not electrically operated	0	33,675	0	506,325
8438401000	Brewery machinery, electrically operated	0	27,162	0	228,644
8438402000	Brewery machinery, not electricallyoperated	0	1,926	0	21,144
8438501000	Mach for the preparation of meat/poultry,electrically operated	39,635	357,760	368,445	4,516,770
8438502000	Mach for the preparation of meat/poultry,not electrically operated	1,639	58,933	2,389	73,847
8438601000	Machiner for the preparation of fruits,nuts/vegetab, electrically operated	10,948	441,528	98,621	2,130,064
8438602000	Machiner for the preparation of fruits,nuts/vegetab, not electric operated	27,523	229,431	49,818	349,056
8438801100	Coffee pulpers, electrically operated	3,351	62,112	148,120	509,900
8438801200	Coffee pulpers, not electricallyoperated	10,948	20,660	29,268	64,749
8438809100	Oth coffee pulpers,electric operated	163,381	1,985,481	2,298,580	50,507,561
8438809200	Oth coffee pulpers,not electric operated	5,122	145,099	6,956	1,487,558
8438901100	Parts of goods of subheading 8438.30.10electrically operated	13,666	651,520	40,705	3,045,814
8438901200	Part of coffee pulper,electric operatedmachines	0	1,505	0	55,374
8438901900	Parts of oths goods of heading 84.38electrically operated	71,258	523,202	1,303,699	10,992,588
8438902100	Parts of goods of subheading 8438.30.20not electrically operated	83,576	447,144	215,649	1,222,444
8438902200	Part of coffee pulpers,non electricoperated machines	0	125	0	5,277
8438902900	Parts of oth goods of heading 84.38.20of coffee pulpers,not electric operated	55,121	343,182	499,286	3,604,257
8439100000	Machinery for making pulp of fibrouscellulosic material	26,870	438,250	2,192,567	6,780,452
8439200000	Machinery for making paper/paperboard	929,532	6,422,539	6,518,371	60,785,959
8439300000	Machinery for finishing paper/paperboard	8,432	1,434,983	54,500	19,366,923
8439911000	Part of machin for mak pulp of fibrouscellulosic material,electrically operat	178,586	1,654,907	3,935,767	20,416,790
8439912000	Part of machin for mak pulp of fibrouscellulosic material,not electric operat	12,548	355,988	363,844	5,082,903
8439991000	Parts for making/finishing paper/paperboard, electrically operated	198,083	3,665,495	4,701,952	75,975,939
8439992000	Parts for making/finishing paper/paperboard, not lectrically operated	1,281	55,658	126,695	1,077,233
8440101000	Book-binding mach, includ book-sewing,electrically operated	62,773	383,423	2,124,554	5,436,975
8440102000	Book-binding mach, includ book-sewing,not electrically operated	5,075	46,363	17,393	293,475
8440901000	Parts of book binding & sewing machineselectrically operated machines	1,036	9,248	39,114	462,658
8440902000	Parts of book binding & sewing machinesnot electrically operated machines	132	5,220	3,270	9,461
8441101000	Cutting machines, electricly operated	496,426	4,029,147	5,213,163	32,917,456
8441102000	Cutting mach, not electricly operated	21,674	208,108	127,925	827,664
8441201000	Machin for making bags,sacks/envelopeselectrically operated	86,445	604,322	675,599	5,529,025
8441202000	Machin for making bags,sacks/envelopesnot electrically operated	6	19,487	76	101,003
8441301000	Mach for mak cartons,boxes,cases,tubedrum/similar containers,electric operat	108,335	1,029,453	303,385	7,212,615
8441302000	Mach for making carton,boxes,cases,tubedrums/similar containers,not electric	12	2,372	643	8,483
8441401000	Machines for moulding articles in paperpulp,paper/paperboard,electri operat	64,639	855,079	164,362	14,103,696
8441402000	Machines for moulding articles in paperpulp, paper/paperboard, not electric	0	3,280	0	12,228
8441801000	Oth machinery for making up paper pulp,paper/paperboard,electrically operat	910,653	2,716,813	14,583,432	37,315,414
8441802000	Oth machinery for making up paper pulp,paper/paperboard,not electric operat	41,087	138,420	125,327	547,630
8441901000	Part of machin for mak up paper pulp,paper/paperboar,cutting mach,elec opert	107,024	1,893,285	1,171,173	14,401,432
8441902000	Parts of machin for mak up paper pulp,paper/paperboa,cutting mach,not elec op	6,538	263,335	19,106	2,925,226
8442301000	Machinery, apparatus and equipment,electrically operated	9,662	665,546	281,548	8,901,596
8442302000	Machinery, apparatus and equipment,not electrically operated	6,087	55,468	79,804	1,130,259
8442401000	Parts of electrically operated machin,apparatus/equipment	12,545	125,138	219,129	3,477,540
8442402000	Parts of the foregoing mach,apparatus/equipment,non electrically operated	843	30,254	43,864	775,167
8442500000	Plate,cyls&oth.print comp.plates,cyl &lithograph stones,prepared print purpose	43,631	749,973	745,899	10,335,390
8443110000	Print.mach.used for print by mean platescyl&oth print,offset print mach,reel fed	249,144	2,330,477	676,634	16,726,874
8443120000	Print.mach.use,print by mean plate cyl&oth print,offset print mach,sheetfed,off	61,629	237,671	1,012,629	1,214,114
8443130000	Oth offset printing machinery	435,715	3,806,597	6,718,178	79,708,237
8443140000	Letterpress printing mach, reel-fed,excluding flexographic printing	11,646	78,490	73,787	1,211,856
8443150000	Letterpress printing mach,oth than reelfed, excluding flexographic printing	85,555	925,180	138,045	1,684,299
8443160000	Flexographic printing machinery	102,058	896,313	961,842	10,477,671
8443170000	Gravure printing machinery	242,211	1,397,979	3,988,789	20,410,868
8443190000	Oth than gravure,flexographic,letterpress,oth offset printing mach	35,457	1,105,154	959,780	21,766,900

I.3. IMPOR MENURUT KOMODITI / IMPORT BY HS COMMODITY  
 \*\*\* NOVEMBER / NOVEMBER 2010 \*\*\*

HS	Uraian Komoditi Commodity Description	Berat Bersih / Net Weight (Kg)		Nilai / Value C.I.F (US\$)	
		Bulan ini Current Month	Kumulatif Cum.Jan. to date	Bulan ini Current Month	Kumulatif Cum.Jan. to date
8443311010	Printer-copier,ink-jet,color,capable ofconnecting to a data machine/network	580,089	4,458,570	5,099,032	34,087,113
8443311090	Printer-copier,ink-jet proces,no color,capable of connect to data mach/network	11,013	152,427	107,087	898,606
8443312010	Printer-copier,laser proces,color,capable connect to data mach/network	8,819	94,639	611,424	3,941,384
8443312090	Printer-copier,laser proces,no color,capable connect to data mach/network	17,671	315,014	502,131	6,661,397
8443313010	Combination printer-copier-facs mach,color,connect to data mach/network	148,529	1,007,520	1,862,031	15,328,796
8443313090	Combination printer-copier-facs mach,no color,connect to data mach/network	16,086	321,133	393,004	6,404,140
8443319010	Oth mach which perform >= 2 functionof printing,copying/facsimile; color	0	7,285	0	208,557
8443319090	Oth mach which perform >= 2 function ofprinting,copying/facsimile,no color	9,849	483,531	304,082	6,959,992
8443321010	Dot matrix printer,color,capable ofconnect to data machine/network	6,407	11,500	18,641	297,327
8443321090	Dot matrix printer,no color,capable ofconnect to data machine/network	161,544	1,172,950	4,222,228	32,604,229
8443322010	Ink-jet printer,color,capable ofconnect to a data machine/network	666,544	6,398,830	6,093,158	58,172,820
8443322090	Ink-jet printer,no color,capable ofconnect to a data machine/network	16,772	142,728	598,937	4,998,923
8443323010	Laser printer,color,capable of connectto a data machine/network	25,690	296,528	473,893	5,375,349
8443323090	Laser printer,no color,capable ofconnect to a data machine/network	25,550	646,950	463,552	10,650,955
8443324010	Facsimile mach,color,capable of connectto a data machine/network	0	128	0	1,341
8443324090	Facsimile machine,no color,capable ofconnect to a data machine/network	31,706	124,739	550,303	2,610,209
8443325010	Mach of screen print machinery,color,capable of connect to data mach/network	0	1	0	503
8443325090	Mach of screen print machinery,no color,capable of connect to data mach/netwrc	0	2,540	0	129,019
8443329010	Mach of oth material,color,capable ofconnect to data machine/network	9,001	36,230	178,184	821,772
8443329090	Mach of oth material,no color,capableof connect to data machine/network	526	28,354	38,832	835,703
8443391100	Electrostatic photocopy apparatus,directprocess, color	0	480	0	114,681
8443391900	Electrostatic photocopy apparatus,directprocess, no color	509,213	4,622,955	748,909	7,316,833
8443392010	Electrostatic photocopy apparatus,in-direct process,color	0	11,273	0	284,016
8443392090	Electrostatic photocopy apparatus,in-direct process,no color	109,004	740,716	532,947	5,304,475
8443393090	Oth photocopy apparatus incorporating,optical system,no color	1,791	22,985	58,521	700,061
8443394090	Ink-jet printer,no color,not capableof connect to data machine/network	0	1,073	0	70,436
8443399010	Oth print mach,color,not capable ofconnect to data machine/network	0	29	0	1,640
8443399090	Oth print mach,no color,not capable ofconnect to data machine/network	119	12,931	7,435	917,440
8443910000	Part & accessori of print machinery usedfor print by component of head 84.42	1,186,810	12,845,853	48,942,265	524,285,257
8443991000	Part & accessori of screen print machi-nery for manufact of print circuit board	3,638	59,305	213,289	3,286,821
8443992000	Ink-filled printer cartridges	321,065	2,156,939	3,255,988	49,607,035
8443993000	Paper feeders and sorters	2,679	9,726	155,315	305,373
8443999000	Oth part & accessori of screen printingmachinery	100,744	1,697,269	2,788,604	57,339,014
8444100000	Mach for extrude,texture/cut man-madetextile material,electric operate	116,595	624,987	774,511	5,754,816
8444200000	Mach for extrude,texture/cut man-madetextile material,not electric operate	0	12,455	0	136,570
8445111000	Carding machines,electrically operated	944,427	6,072,781	4,133,353	26,169,712
8445112000	Carding machines,not electricallyoperated	0	55,824	0	992,791
8445121000	Combing machines, electrically operated	592	359,590	16,434	1,696,735
8445131000	Drawing/roving machines,electricallyoperated	24,379	1,648,127	318,105	10,333,511
8445132000	Drawing/roving machines,not electrically operated	0	24,762	0	439,121
8445191000	Other machines for preparing textilefibres; electrically operated	121,781	1,337,207	1,241,177	13,619,534
8445192000	Other machines for preparing textilefibres; not electrically operated	0	44,375	0	612,623
8445201000	Textile spinning machines;electrically operated	321,171	6,430,308	2,160,423	42,394,748
8445202000	Textile spinning machines;not electrically operated	2	88,541	1	612,787
8445301000	Textile doubling/twisting machines;electrically operated	170,271	847,824	559,480	2,629,103
8445302000	Textile doubling/twisting machines;not electrically operated	11,645	11,815	62,543	66,870
8445401000	Textile winding(including weft-winding)or reeling machin,electrically operated	211,877	2,229,943	1,271,427	24,526,332
8445402000	Textile winding(including weft-winding)or reeling machin,notelectric operated	276	60,651	264	867,106
8445901000	Oth machinery for preparing textile,electrically operated	147,879	564,229	382,751	5,638,791
8445902000	Oth machinery for preparing textile,not electrically operated	0	1,396	0	167,734
8446101000	Machines for weaving fabrics of a width<= 30 cm, electric operated	63,323	817,395	530,696	4,351,372
8446102000	Machin for weaving fabrics of a width<= 30 cm,not electric operated	0	3,474	0	12,409
8446210000	Machine for weaving fabrics of a width> 30 cm, Power looms, shuttle type	210,087	1,690,661	740,000	7,170,582
8446290000	Machine for weaving fabrics of a width>30 cm, Oth than Pwr looms,shuttle type	684,171	6,140,041	3,724,108	41,693,267
8446300000	Machine for weaving fabrics of a width> 30 cm, shuttleless type	97,937	3,524,130	295,196	28,849,585
8447111000	Circular knitting mach,cylinder diamtr<= 165 mm, electrically operated	54,950	516,893	268,601	6,477,251
8447112000	Circular knitting mach,cylinder diamtr<= 165 mm,not electrically operated	0	28,743	0	279,065
8447121000	Circular knitting mach,cylinder diamtr>165 mm, electrically operated	125,869	1,144,685	641,129	8,509,833
8447201000	Flat knitting & stitcb bonding machine,electrically operated	243,837	974,581	2,998,230	16,002,105
8447202000	Flat knitting & stitch bonding machine,not electrically operated	27,600	115,746	140,200	507,500
8447901000	Machines for making gimped yarn,tulle,lace&mach for tufting,electric operated	396,706	3,038,605	2,497,713	16,987,314
8447902000	Machines for making gimped yarn,tulle,lace&mach for tufting,not elec operated	0	93,489	0	364,728
8448111000	Dobbies & jacquards, card reducing,electrically operated	9,503	303,488	71,690	3,643,210
8448112000	Dobbies & jacquards, card reducing, notelectrically operated	550	23,162	1,219	436,153
8448191000	Oth auxiliary machin for mach of heading84.44, 84.45, 84.46, 84.47, electric	5,481	364,001	99,624	3,710,494
8448192000	Oth auxiliary machin for mach of heading8444, 8445, 8446, 84.47, not electric	255	4,353	15,821	137,887
8448200000	Parts&accessories of mach of heading84.44/their auxiliary machinery	189,025	1,023,973	1,619,936	11,346,606
8448310000	Card clothing of mach of heading 84.45	16,092	247,355	285,499	2,778,869
8448320000	Parts&accessories of mach for preparingtextile fibres,other than card clothing	305,691	565,891	1,272,811	4,310,965
8448330000	Spindles, spindle flyers,spinning rings,and ring travellers of mach 84.45	12,914	287,850	319,884	6,408,105
8448390000	Other parts & accessories of mach ofhead 84.45/their auxiliary machinery	258,474	2,341,502	2,230,111	28,342,205
8448420000	Reeds for looms, healds & heald-framesfor weaving machines	5,485	167,146	190,499	2,652,012
8448491100	Shuttles, for electrtrically operatedweaving machine	2,642	57,495	56,881	897,196
8448491900	Oth parts & acces, for elect operatedweaving machine	31,148	557,082	1,182,966	9,322,284
8448492000	Parts & acces, for non electricallyoperated weaving machine	5,378	65,703	85,513	758,663
8448510000	Sinkers, needles&other articles used informing stitches	14,911	148,560	964,000	9,547,334
8448590000	Othe parts&accessories of mach ofhead 8447/their auxiliary machinery	96,795	530,676	841,907	4,180,088
8449001000	Mach for the manufacture/finishing offelt/nonwovens,electrically operated	70,300	264,024	133,300	1,698,797





I.3. IMPOR MENURUT KOMODITI / IMPORT BY HS COMMODITY  
 \*\*\* NOVEMBER / NOVEMBER 2010 \*\*\*

HS	Uraian Komoditi Commodity Description	Berat Bersih / Net Weight (Kg)		Nilai / Value C.I.F (US\$)	
		Bulan ini Current Month	Kumulatif Cum.Jan. to date	Bulan ini Current Month	Kumulatif Cum.Jan. to date
8466309000	Dividing heads & other special attachments for oth machine-tools	24,621	171,828	705,664	4,555,503
8466910000	Parts&aces suitable for machine of heading 84.64	161,199	2,480,091	276,132	4,775,545
8466921000	Parts&aces suitable for mach subhead 8465.92.10, 8465.95.10, 8465.99.50	737	82,949	10,937	421,063
8466929000	Parts & acces suitable for mach of other subheading 84.65	55,527	746,626	801,520	8,551,520
8466932000	Parts&aces suitable for mach subhead 8456.90.10, 8456.90.20, 8460.31.10	292	17,483	20,682	307,838
8466939000	Parts&aces suitable for mach of other headings 84.56 to 84.61	119,499	967,145	1,892,270	29,345,311
8466940000	Parts & acces suitable for machine other headings 84.62 or 84.63	280,805	2,169,082	3,197,329	22,860,121
8467110000	Tool for work in the hand, pneumatic, rotary type (incl rotary percussion)	18,062	158,582	748,211	5,313,645
8467190000	Tool for working in the hand, pneumatic, in other type	26,378	312,529	234,629	2,324,780
8467210000	Drills of all kinds with self-contained electric motor	216,547	1,909,747	855,928	6,679,663
8467220000	Saws with self contained electric motor	42,464	370,352	295,059	2,049,687
8467290000	Oth tool for working in the hand, with self-contained electric motor	366,801	4,960,882	1,233,634	17,851,262
8467810000	Chain saws	129,888	1,499,109	737,883	7,688,183
8467890000	Oth tool for working in the hand	155,022	1,594,016	1,192,272	13,961,602
8467911000	Part of chain saw, of elect-mechanic for work in hand, self-cont. electric motor	14,970	186,322	28,707	295,045
8467919000	Part of other chain saw	123,989	900,004	238,478	2,532,473
8467920000	Parts of pneumatic tools	9,462	136,930	99,291	1,158,707
8467991000	Part of tool of subhead 8467.21, 8467.22 or 8467.29	68,972	494,009	118,211	1,839,678
8467999000	Part of tool of of oth heading 8467	77,492	798,475	239,467	2,776,098
8468100000	Hand-held blow pipes	0	30,476	0	112,734
8468201000	Hand-operated gas welding, brazing/cutting appliances for metal	23,727	267,294	182,577	1,404,659
8468209000	Other gas-operated machinery & apparatus	65,263	362,745	1,318,292	7,400,395
8468800000	Other machinery and apparatus for soldering, brazing/welding	81,435	782,868	964,513	7,217,549
8468901000	Parts of goods of subheading 8468.10	2,065	48,269	19,933	191,440
8468901200	Parts of goods of subheading 8468.20.10	10,678	129,367	81,915	1,023,937
8468909000	Parts of other Heading 8468	38,247	395,542	284,303	3,620,626
8469001000	Word-processing machines	185	222,707	849	10,016,168
8469009010	Automatic typewriters	9,411	41,106	95,823	440,055
8469009090	Other typewriters	12,989	211,283	99,922	1,508,151
8470100000	Electronic calculators, cpble of operati without an extrnl source electric power	26,153	446,405	80,537	3,450,053
8470210000	Electronic calculating machines incorporating a printing device	7,602	20,707	307,607	541,129
8470290000	Other electronic calculating machines	12,308	164,889	197,222	1,702,224
8470300000	Other calculating machines	36,404	1,476,895	126,262	6,165,060
8470500000	Cash registers	80,632	439,417	7,269,106	28,182,528
8470901000	Postage-franking machines	0	12,680	0	1,145,554
8470902000	Accounting machines	60	962	857	23,433
8470909000	Machines for pocket-size data record, reproduc, display mach with calculat	409	42,638	25,463	584,426
8471301000	Handheld computer incl palmtop & PDAs	3,560	13,438	1,417,706	2,872,231
8471302000	Laptop incl notebooks	884,379	8,772,673	96,599,253	822,104,905
8471309000	Oth portable digital automatic dataproc mach, weigh not more than 10 kg	199,461	1,880,095	884,394	9,222,451
8471411000	Personal computers excl 8471.30 with at least a CPU and an input/output	41,407	922,949	2,402,891	18,853,066
8471419000	Oth automatic data processing machines with at least a CPU and an input/output	92,259	688,204	2,561,392	29,019,146
8471491000	Personal computers excl 8471.30 presented in form of systems	349,869	2,746,449	15,382,122	104,942,559
8471499000	Oth automatic data processing machines presented in form of systems	92,730	970,295	5,355,478	35,729,107
8471501000	Processing units for personal computer other of subhd 8471.41 or 8471.49	225,567	2,171,818	10,504,886	106,393,594
8471509000	Oth Processing units other of subhd 8471.41 or 8471.49	346,297	2,401,657	16,127,441	76,832,527
8471603000	Computer keyboards	120,788	1,360,190	821,296	7,430,233
8471604000	X-y coordinate input devices, including mouse, light pens, joystick, track balls	301,738	2,342,862	1,500,365	17,111,390
8471605000	Plotters whether input/output units of heading 84.71 or of heading 90.17	0	24,717	0	679,269
8471609000	Other input/output units, whether/not contain storg units the same housing	101,000	3,067,119	1,163,577	21,072,109
8471701000	Floppy disk drives	19,204	58,162	86,314	414,455
8471702000	Hard disk drives	529,635	3,750,783	12,655,632	65,911,224
8471703000	Tape drives	3,120	41,989	407,704	2,988,408
8471704000	Optical disk drives, including cd-rom drives, dvd drives & cd-r drives	165,202	1,930,425	4,927,358	43,245,722
8471705000	Proprietary format storage device incl me-dia therefor for automat. dt proc. mach	13,162	140,674	1,345,441	14,822,866
8471709100	Backup management systems	1,465	29,370	288,256	3,964,795
8471709900	Other storage units of automatic data processing machine	115,963	842,823	3,774,080	46,593,737
8471801000	Control and adaptor units	178,891	765,342	1,405,502	8,250,886
8471807000	Sound card and video card	15,523	237,147	190,390	2,631,220
8471809000	Other units of automatic data processing machines	275,937	2,754,079	5,300,094	51,196,921
8471901000	Bar code readers	1,388	46,102	46,678	735,006
8471902000	Optical character readers, document/image scanners	172,369	1,072,530	6,028,432	34,922,406
8471909000	Other units automatic data processing machines	357,697	2,287,798	5,001,843	43,671,853
8472101000	Duplicating machines, electrically operated	1,176	20,666	61,396	308,942
8472102000	Duplicating machines, not electrically operated	0	674	0	40,633
8472301000	Machin for sorting/folding mail/for inserting mail in envelopes, electric	79	6,311	11,526	1,106,751
8472302000	Machin for sorting/folding mail/for inserting mail in envelopes, not elect.	5	3,438	2,498	95,772
8472901000	Automatic teller machines	676,781	4,292,543	8,647,672	51,843,879
8472902000	Electronic fingerprint identification system	3,976	79,401	72,158	906,125
8472903000	Other office machines, electrically operated	71,442	554,816	1,122,843	7,592,749
8472909000	Other office machines, not electrically operated	30,897	167,479	146,110	831,153
8473101000	Printed circuit assemblies for word-processing	532	3,343	14,312	240,630
8473109000	Other parts & access of the mach of heading 84.69	19,012	169,476	890,593	8,214,132
8473210000	Parts & access electronic calculating mach sub 8470.10, 8470.21/8470.29	380	12,765	14,653	312,103
8473290000	Parts & access of other machines of heading 84.70	18,541	104,041	309,682	3,789,810
8473301000	Assembled printed circuit boards for machines of heading 84.71	633,296	4,000,740	13,669,902	123,116,296
8473309000	Parts & access of other machines of heading 84.71	1,033,907	12,058,516	25,714,547	316,599,403
8473401100	Parts including printed circuit assembl for machines of heading 84.72	523	9,837	12,898	972,861



I.3. IMPOR MENURUT KOMODITI / IMPORT BY HS COMMODITY  
 \*\*\* NOVEMBER / NOVEMBER 2010 \*\*\*

HS	Uraian Komoditi Commodity Description	Berat Bersih / Net Weight (Kg)		Nilai / Value C.I.F (US\$)	
		Bulan ini Current Month	Kumulatif Cum.Jan. to date	Bulan ini Current Month	Kumulatif Cum.Jan. to date
8473401900	Other parts&accessories of the machof heading 84.72,for electric operate	19,059	296,346	289,423	2,198,468
8473402000	Other parts&accessories of the machheading 84.72,for non electric operate	678	4,681	5,782	200,309
8473501100	Parts&accessories suitable for usewith mach of heading 84.71,electric	36,114	589,381	383,320	22,145,006
8473501900	Parts&accessories suitable for usewith mach head 84.69 & 84.72,electric	30,931	265,126	189,324	1,352,380
8473502000	Part&aces suitable for use with machof heading 84.69-84.72,non-electric	0	365	0	47,048
8474101000	Sorting,screening,separating/washingmachines, electrically operated	170,436	2,688,202	957,063	20,272,991
8474102000	Sorting,screening,separating/washingmachines, not electrically operated	2,564	290,593	10,335	1,364,005
8474201100	Crushing/grinding machines forstone electrically operated	2,074,494	19,879,328	15,275,399	207,026,015
8474201900	Crushing/grinding mach for earth,oresoth mineral substances,electric operat	248,434	4,935,623	2,725,582	47,542,289
8474202100	Crushing/grinding mach for stone notelectrically operated	195,594	621,994	1,854,859	3,545,633
8474202900	Crushing/grinding mach for earth,oresoth mineral substances,not electric	119,419	1,737,875	303,010	7,228,918
8474311000	Concrete/mortar mixers, electricallyoperated	31,370	1,499,400	163,619	5,950,879
8474312000	Concrete/mortar mixers, notelectrically operated	4,772	256,529	35,055	1,851,003
8474321000	Mach for mixing mineral substances withbitumen,electrically operated	202,907	2,548,863	356,862	6,877,647
8474322000	Mach for mixing mineral substances withbitumen,not electrically operated	0	5,277	0	45,718
8474391000	Other mixing/kneading machineselectrically operated	194,156	1,962,430	880,103	19,231,444
8474392000	Other mixing/kneading machines notelectrically operated	272	72,797	565	506,158
8474801000	Mach for agglomerating,shaping/mauldsolid mineral fuels,electric operat	103,817	3,978,950	1,168,144	35,502,595
8474802000	Mach for agglomerating,shaping/mouldsolid mineral fuels,not elect. operat	17,869	213,862	113,880	1,044,614
8474901000	Parts of mach for heading 8474.10 to8474.80 of electric operated machines	1,024,588	10,681,857	7,477,812	74,901,019
8474902000	Parts of mach for heading 8474.10 to8474.80 of not electric operat mach	145,521	1,329,117	1,590,416	15,395,601
8475101000	Mach for assembl electric/electronicclamps tubes/valves,electric operat	10,177	349,147	64,415	4,778,095
8475102000	Mach for assembl electric/electronicclamps tubes/valves,not elect. operated	6	88,886	697	608,413
8475290000	Other machines for manufacturing/hot working glass/glassware	20,098	320,127	317,321	5,176,893
8475901000	Parts of machine for heading 8475.10to 8475.29 of electric operated machin	11,882	124,487	599,906	6,073,391
8475902000	Parts of machine for heading 8475.10to8475.29 of not elect. operated mach	473	2,416	50,417	130,958
8476290000	Other automatic beverage-vendingmachines	2,400	210,629	52,858	1,575,437
8476810000	Other automatic goods-vending mach,incorporating heating/refrigerating	0	722	0	464
8476890000	Other automatic goods-vendingmachines	10,721	24,822	166,802	393,617
8476901000	Parts of automatic goods-vend machincorpor heating/refriger,elect.operat	173,941	1,184,389	1,948,066	15,716,081
8476909000	Parts of automatic goods-vendingmach	6,366	169,893	215,337	2,765,305
8477101000	Injection-moulding machines formoulding rubber	1,470,005	12,342,897	7,178,529	79,668,746
8477103100	P.v.c. injection moulding machine	598,726	7,198,502	2,362,798	27,416,346
8477103900	Other injection-moulding machinesfor moulding plastics	117,959	1,456,722	661,649	12,082,049
8477201000	Extruders for extruding rubber	56,580	762,170	1,022,985	13,227,470
8477202000	Extruders for extruding plastics	463,341	3,604,673	6,559,226	47,865,574
8477300000	Blow moulding machines	156,940	2,044,176	957,938	35,860,199
8477401000	Vacuum moulding & other thermo formingfor moulding/forming rubber	24,426	904,226	776,443	10,795,899
8477402000	Vacuum moulding & other thermo formingfor moulding/forming plastics	460,255	2,294,826	4,285,303	36,642,193
8477510000	Mach for mould/retread pneumt tyres,for moulding/othwise forming inner tub	71,665	545,846	126,536	7,218,605
8477591000	Other machine for moulding/otherwise-forming for rubber	186,814	2,024,700	677,400	5,853,669
8477592000	Other machine for moulding/otherwise-forming for plastics	262	15,062	5,373	1,343,431
8477801000	Other machinery for rubber,electrically operated	994,256	6,539,018	13,639,057	67,711,934
8477802000	Other mach for rubber,not electricallyoperated	272,569	3,476,975	2,589,043	43,928,168
8477803100	Lamination presses for the manufactrof PCB/PWBs	53,268	485,404	173,856	3,414,495
8477803900	Other machinery for plastics,electrically operated	32,556	701,916	438,116	11,331,858
8477804000	Other machinery for plastics, notelectrically operated	20,846	617,093	242,211	6,708,989
8477901000	Parts of electrically operatd mach forworking rubber/products from rubber	154,512	3,127,042	2,412,402	23,993,006
8477902000	Part of nonelectric opratd mach forworking rubb/fr the manuf product rubb	285,331	2,572,395	4,405,832	39,292,248
8477903200	Pars of lamination presses fr themanuf of PCB/PWBs	2,493	5,800	24,920	124,511
8477903900	Oth parts not in 8477.90.31-32	22,918	218,709	732,886	6,237,107
8477904000	Part of non elect.mach fr workig plast/manuf of proctd frm plastic material	36,388	757,003	391,660	5,965,899
8478101000	Machinery for preparing/making uptobacco, electrically operated	363,284	2,103,663	3,277,364	91,170,928
8478102000	Machinery for preparing/making uptobacco, not electrically operated	0	488,934	0	349,636
8478901000	Part of cigar/cigarette electricallyoperated mach	5,356	173,244	619,773	8,544,576
8478902000	Part of cigar/cigarette,nonelectrically operated mach	6,053	67,595	93,728	901,591
8479101000	Machinery fr public works,building/thelike electrically operated	293,762	2,304,427	4,628,880	17,440,781
8479102000	Machinery fr public works,building/thelike not electrically operated	2,604	91,485	8,837	1,231,548
8479201100	Machinery for making palm oilelectrically operated	713,675	22,236,182	4,411,854	66,481,160
8479201900	Machinery for preparing palm oilelectrically operated	115,123	2,374,559	874,802	17,672,573
8479202100	Machinery for making palm oil notelectrically operated	42,445	1,249,709	406,664	4,669,620
8479202900	Machinery forpreparing palm oil notelectrically operated	222,800	1,424,802	842,430	5,068,090
8479301000	Presses for the manufacture ofparticle board electrically operated	1,251,201	3,363,230	11,154,801	28,499,045
8479302000	Presses for the manufacture ofparticle board not electrically operptd	0	42,761	0	185,055
8479401000	Rope/cable making mach,electrically operated	15,272	477,201	138,327	6,697,391
8479402000	Rope/cable making mach, notelectrically operated	0	77,056	0	653,874
8479500000	Industrial robots, not elsewherespecified/included	94,214	955,757	2,512,302	22,770,483
8479600000	Evaporative air coolers	268,382	1,248,507	7,552,589	21,310,027
8479811000	Oth mach&mechanical appliance fortreating metal,electrically operated	120,642	1,424,265	1,992,471	17,142,652
8479812000	Oth mach&mechanical appliance fortreating mtl,nonelectrically operated	51,741	166,041	1,165,188	2,383,376
8479821000	Mixing,kneading,crush,grind,screen, &otherwise machine,electrically operated	334,081	4,130,290	2,733,047	49,180,998
8479822000	Mixing,kneading,crush,grind,screen, &otherwise machine,not elect operated	20,500	177,019	220,786	2,727,443
8479892000	Chemical vapour deposition app forflat panel display production	58,041	423,772	1,393,265	12,634,352
8479893000	Oth apparatus, electrically operated	295,788	2,079,134	9,643,473	74,776,236
8479894000	Oth apparatus,nonelectrically operated	45,725	738,588	1,719,636	21,096,196
8479902000	Part of goods of subheading8479.89.20	35,347	143,273	81,889	2,351,585
8479903000	Part of oth electrically operatedmachines	393,768	4,708,622	4,974,076	57,708,933
8479904000	Part of nonelectrically operatedmachines	42,535	469,584	907,513	11,865,093

I.3. IMPOR MENURUT KOMODITI / IMPORT BY HS COMMODITY  
 \*\*\* NOVEMBER / NOVEMBER 2010 \*\*\*

HS	Uraian Komoditi Commodity Description	Berat Bersih / Net Weight (Kg)		Nilai / Value C.I.F (US\$)	
		Bulan ini Current Month	Kumulatif Cum.Jan. to date	Bulan ini Current Month	Kumulatif Cum.Jan. to date
8480100000	Moulding boxes for metal foundry	57,530	474,513	872,308	6,948,373
8480200000	Mould bases	254,208	2,431,144	1,887,456	17,123,976
8480301000	Moulding patterns, of copper	9,876	36,214	189,715	536,917
8480309000	Moulding patterns, of other material	298,057	2,419,216	2,794,384	19,812,433
8480410000	Moulds for metal/metal carbides injection/compression types	35,740	457,531	875,156	10,263,719
8480490000	Moulds for metal/metal carbides not injection/compression types	150,641	1,680,405	2,289,488	18,329,840
8480500000	Moulds for glass	4,153	153,895	146,173	4,015,409
8480600000	Moulds for mineral materials	321,983	1,865,724	1,437,122	13,520,415
8480710000	Moulds for rubber,plastics, injection/compression type	285,931	3,464,914	4,809,714	55,727,621
8480790000	Mould for rubber,plastics, not injection, compression type	45,593	922,353	661,748	16,262,819
8481101100	Pres-reduce valve,iron/steel,manual operate sluice,5 cm <=int dia <40cm	13,188	257,773	662,847	4,843,992
8481101900	Pres-reduce valve,iron/steel,automatic operate sluice,5 cm <=int dia <40cm	138,827	2,727,127	1,539,562	25,312,850
8481102000	Pressure-reducing valves of copper/copper alloys	9,209	223,753	167,957	3,205,830
8481109000	Pressure-reducing valves not of iron/steel,not of oth metal,not of plastics	77,670	1,510,175	797,009	16,240,264
8481201000	Valve for pneumatic tran,manual operatesluice, 5 cm<=internal diameter<40cm	5,844	190,518	103,986	1,439,334
8481209000	Valves not of iron/steel, not of othmetal,not of plastics	147,472	1,579,165	4,003,248	25,551,882
8481301000	Cast iron valve of swing check-valvetype,40 <=inlets internal diamtr<600 mm	65,291	637,916	247,771	4,935,388
8481302000	Check (nonreturn) valve,copper/copperalloy, internal diameter < 25 mm	2,890	196,582	26,078	1,479,661
8481309000	Other check (nonreturn) valve	232,217	4,020,309	4,159,917	38,997,233
8481401000	Safety/relief valves of iron/steel	6,204	101,494	182,559	2,185,999
8481409000	Oth safety/relief valves	146,927	2,319,398	2,825,599	38,883,229
8481801100	Valves fr inner tube of copper/copperalloys	240,864	2,518,906	2,064,629	18,267,046
8481801200	Valves for inner tubesof oth materials	40,989	359,861	231,916	2,402,653
8481801300	Valves for tubeless tyres of copper/copper alloys	5,056	50,427	59,865	516,071
8481801400	Valves for tubeless tyres of othmaterials	22,437	146,711	176,058	1,160,304
8481802100	Lpg cylinder valves having inlet &outlet internal diameters<=2.5cm	15,582	243,041	96,532	1,273,621
8481802200	Lpg cylinder valves having inlet &outlet internal diameters>2.5cm	3,605	7,362	9,121	30,886
8481803000	Cocks/valves,whether/not fitted withpiezo electric igniters for gas stove	88,118	901,600	355,304	4,707,904
8481804100	Soda water bottle valve;gas operat,of plastic, 1 cm < intern dia <= 2,5cm	218	9,326	18,792	51,199
8481804900	Oth soda water bottle valves;gas operatebeer dispensing units	29,920	487,751	467,628	6,435,215
8481805100	Mixing tapes and valves,of plastic,1 cm < internal diameter <= 2,5cm	24,589	231,111	331,665	1,098,655
8481805900	Others mixing tapes and valves	235,959	1,941,204	550,558	4,221,000
8481806100	Water pipeline valve,manual operatesluice,5cm<inlet/outlet int diamtr>=40cm	109,425	686,834	199,864	1,195,892
8481806200	Cast iron gate valve,inlet diamtr>=4cm &cast iron butterfly valve,inlet dia>=8cm	107,190	958,434	771,095	6,407,959
8481806300	Cast iron gate valve,inlet diamtr<4cm &cast iron butterfly valve,inlet dia <8cm	85,427	1,710,616	523,584	12,769,591
8481806400	Hog nipple waterer,of plastics,1 cm <=internal diameter < 2,5 cm	10	20	160	616
8481806500	Other hog nipple waterers	2,348	24,520	29,816	216,816
8481806600	Nipple joint valves,of plastics, 1 cm<=internal diameter < 2,5 cm	0	699	0	26,250
8481806700	Other nipple joint valves	22,160	354,066	364,775	1,980,933
8481807100	Ball valves,of plastics, 1 cm <=internaldiameter < 2,5 cm	58,538	422,292	210,216	3,090,336
8481807200	Other ball valves	280,244	3,790,601	3,167,909	34,242,107
8481807300	Gate valve,manual operate,of iron/steel,5cm<=inlet/outlet internal diamtr<40cm	308,051	3,228,874	1,283,501	15,486,221
8481807400	Gate valve,manual operate,of iron/steel,inlet/outlet internal diamtr < 40cm	26,628	755,632	105,550	6,985,815
8481807500	Manifold valves of plastics, 1 cm <=internal diameter < 2,5 cm	111	10,023	174	167,067
8481807600	Other manifold valves	34,897	949,871	154,841	11,875,684
8481808100	Pneumatic control valve,of plastics,1 cm <=internal diameter < 2,5 cm	246	37,513	5,651	488,756
8481808200	Other pneumatic controlled valve	17,004	336,750	471,009	7,900,898
8481808300	Oth valve of plastic,inlet diamtr>=1cm,outlet diamtr <= 2,5 cm	12	35,317	46	77,941
8481808400	Oth valve of plastic,inlet diamtr>=1cm,outlet diamtr > 2,5 cm	749	21,920	18,020	104,953
8481808500	Oth valve of plastic,with other size ofinlet/outlet diameter	198,048	1,031,512	841,304	5,563,330
8481808600	Other valve of stainless steel/nickle,manual operate,weighting < 3 kg	95,571	785,880	851,070	5,392,193
8481809100	Ball valves	44,476	785,544	501,153	6,475,720
8481809900	Other valves and similar appliances forpipes	1,229,217	10,462,498	19,490,488	189,390,465
8481901000	Parts of housing for sluice/gate valves	4,063	133,055	130,701	2,455,160
8481902100	Bodies, for water taps	7,681	47,734	52,851	348,450
8481902300	Others bodies for taps, cocks, valves,and similar appliances	74,959	267,945	625,601	2,369,715
8481902900	Others parts for taps, cocks, valves, &similar appliance of int. dimtr =< 25mm	50,439	736,713	903,858	9,741,917
8481903000	Valve bodies/stems of inner tube/tubeless tyres valves	40,670	691,716	699,781	9,435,181
8481904000	Valve cores of inner tube valves/tubeless tyres valves	11,778	91,818	25,018	869,585
8481909000	Others parts for taps, cocks, valves,and similar appliances	281,100	3,102,847	3,495,085	76,498,191
8482100000	Ball bearings	1,523,160	14,882,443	15,725,817	161,426,335
8482200000	Tapered roller bearings,includingcone&tapered roller assemblies	214,390	2,195,477	2,472,999	27,898,124
8482300000	Spherical roller bearings	134,252	1,943,196	1,018,425	11,910,854
8482400000	Needle roller bearings	96,067	823,808	2,145,305	19,839,003
8482500000	Oth cylindrical roller bearings	104,111	2,012,806	1,969,489	21,964,956
8482800000	Oth,including combined ball/rollerbearings	1,083,061	8,290,333	8,136,081	77,758,373
8482910000	Balls, needles and rollers	258,938	2,299,220	1,697,223	18,183,209
8482990000	Other parts of ball and roller bearings	923,603	14,588,503	7,117,997	57,641,359
8483101000	Transmission shafts for earth movingmachinery	84,733	1,182,566	2,041,268	16,566,941
8483102100	Transmissi shafts for enginesf veniclehead 87.01exc 8701.10/8701.90	21,970	332,584	513,202	3,899,192
8483102200	Transmission shafts for engines ofvehicles of subhead 8701.10/8701.90	5,529	201,892	27,349	2,144,566
8483102300	Transmission shafts for engines ofvehicles of heading 87.11	220,536	2,367,453	4,466,936	42,069,148
8483102400	Transmission shafts for engines ofoth vehicles of chapter 87	1,783,613	17,895,993	20,505,742	188,408,255
8483103100	Transmission shafts for marine propul-sion engines of an output<=22.38 kw	0	385	0	14,378
8483103900	Transmission shafts for marine propul-sion engines of an output>22.38 kw	55,910	805,415	1,174,065	13,876,963
8483109000	Oth transmission shafts	1,191,041	10,311,884	13,532,287	111,325,716
8483201000	Bearing housing incorporating forearth moving machinery	12,820	575,386	236,166	3,590,074
8483209000	Bearing housing incorporating not forearth moving machinery&motor vehicle	206,767	1,655,483	1,073,638	7,443,486

I.3. IMPOR MENURUT KOMODITI / IMPORT BY HS COMMODITY  
 \*\*\* NOVEMBER / NOVEMBER 2010 \*\*\*

HS	Uraian Komoditi Commodity Description	Berat Bersih / Net Weight (Kg)		Nilai / Value C.I.F (US\$)	
		Bulan ini Current Month	Kumulatif Cum.Jan. to date	Bulan ini Current Month	Kumulatif Cum.Jan. to date
8483301000	Bearing housing not incorporating forearth moving machinery	58,575	658,704	716,392	6,946,389
8483309000	Bearing housing not incorporat not forearth moving machinery&motor vehicle	275,376	4,065,598	2,443,829	28,953,982
8483401100	Gear&gearing for engines of vehiclesof head 87.01exc subhead 8701.10/90	51,588	407,649	345,410	5,334,542
8483401300	Gear&gearing for engines of vehiclesof heading 87.11	308,660	2,812,769	3,676,077	43,734,459
8483401400	Gear&gearing for engines of othvehicles of chapter 87	347,724	5,031,027	5,622,963	72,344,507
8483402100	Gear&gearing for marine propulsionengines of an output<=22.38 kw	9,844	93,517	50,102	1,878,475
8483402900	Gear&gearing for marine propulsionengines of an output>22.38 kw	334,678	3,411,733	2,876,035	26,443,346
8483403000	Gear&gearing for the engines of earthmoving machinery	355,358	3,755,167	5,985,640	50,594,896
8483409000	Gears and gearing for oth engines	800,901	8,549,377	8,845,042	92,062,296
8483500000	Flywheels&pulleys,including pulleyblocks	414,128	3,503,861	4,123,420	40,911,440
8483600000	Clutches&shaft couplings(includinguniversal joint)	648,771	6,858,331	7,389,873	83,929,655
8483901100	Parts of 8783.10 for pedestrian controlltractors of subheading 8701.10	15,779	60,016	94,277	498,974
8483901300	Parts of 8783.10 for oth tractors ofheading 87.01	9,994	233,286	344,344	6,019,455
8483901400	Parts of 8783.10 for goods of heading87.11	68,668	542,336	292,471	4,426,827
8483901500	Parts of 8783.10 for oth goods ofchapter 87	130,732	1,149,590	2,493,449	19,624,551
8483901900	Parts of 8783.10 for oth	109,562	921,330	1,024,399	7,066,896
8483909100	Oth toothed wheels for pedestriancontrolled tractors of subhead8701.10	8	264	34,536	69,957
8483909300	Oth toothed wheels for oth tractors ofheading 87.01	338	10,390	1,134	60,994
8483909400	Oth toothed wheels for goods ofheading 87.11	70,954	1,002,180	774,312	10,107,402
8483909500	Oth toothed wheels for oth goods ofchapter 87	115,912	1,066,440	1,627,199	15,432,096
8483909900	Oth toothed wheels for others	129,716	2,052,279	1,190,978	13,853,943
8484100000	Gaskets&similar joint metal sheetingcomb with oth material/2 more laysr	280,552	3,906,874	5,157,628	51,689,634
8484200000	Mechanical seal	54,100	1,050,406	858,894	14,439,157
8484900000	Sets/assortments of gaskets&similarjoints	254,355	2,323,592	5,347,604	47,722,945
8486101000	Apparatus for rapid heating ofsemiconductor wafers	14	2,942	45	39,517
8486102000	Spin dryers for semiconductor waferprocessing	3,783	53,502	27,994	380,438
8486103000	Machines for produc semiconductor waferby removal of material,laser/photon k	0	3,408	0	199,956
8486104000	Mach., app for sawing monocrystal semi-cond. boules into slice, wafer into chip	4,966	16,828	527,335	610,250
8486105000	Grinding, polishing,lapping machines forproces. of semiconductor wafers	0	843	0	68,539
8486106000	Apparatus for growing/pullingmonocrystal semiconductor boules	42	7,255	14,069	96,724
8486109000	Oth machines&apparatus for the manufactof boules/wafers	14	27,436	8,179	1,003,270
8486201200	Epitaxial deposition mach., spinners forcoating photograph emulsi on semicondu	1	86,566	1	662,617
8486201900	Other film formation equipment	41	403	446	25,101
8486202100	Ion implanters for doping semiconductormaterials	14	32	530	872
8486202900	Other doping equipment	0	1,944	0	41,782
8486203100	Deflash mach, spraying appliance foretching,stripping,cleaning semicon wafer	0	12,329	0	314,812
8486203300	App for wet etching, developing,stripping,cleaning semiconductor wafers	2,070	137,279	26,264	4,701,199
8486203900	Other etching and stripping equipment	72	441	1,415	4,317
8486204200	Step and repeat aligners	0	454	0	37,915
8486205100	Dicing machines for scribing/scoringsemiconductor wafers	0	4,494	0	72,884
8486205900	Other equipment for developing exposedwafers	5	3,846	1,489	19,836
8486209100	Lasercutters for cut contact. tracks insemiconductor production by laser beam	0	1,522	0	54,813
8486209200	Mach. for bend, fold and straighteningsemiconductor leads	0	2,433	0	189,435
8486209300	Resistance heated furnaces, ovens forthe manufact of semicon device/on wafer	5,415	7,329	51,326	127,050
8486209400	Inductance/dielectric furnace, oven forthe manufact of semicon device/on wafer	0	392	0	8,530
8486209500	Auto-mach. for the placement/removal ofcomp./contact element on semicond. v	0	13,803	0	203,628
8486209900	Other mach. & apprts for the mnfact ofsemicon. devices/of elect integ. circuit	6	25,972	3,070	1,556,354
8486301000	App. for dry etch pattern on flat paneldisplay substrates	10	2,471	596	56,938
8486302000	App. for wet etch, develop, strippingor cleaning flat panel displays	0	276	0	2,662
8486303000	Chemical vapour deposition app.to prodspinners for coat,physic depo.flat panel	0	7,431	0	133,499
8486309000	Othetr mach. and app. for the manufactof flat panel displays	69	17,850	2,458	557,537
8486401000	Focused ion beam milling mach to prodce,repair mask,reticle for pattern s-device	4,109	10,661	7,520	252,933
8486402000	Die attach app, auto-tape/wire bonders,auto-mach.trans/handle/storage,wafer l	15,048	111,567	1,480,200	12,121,756
8486403000	Moulds for manufact. of semiconductordevices	232	27,740	112,119	2,159,846
8486404000	Optical stereoscopic microscopes withequip. design to handle of s-wafer/rticle	111	2,428	848	86,576
8486405000	Photomicrographic microscope with equipdesign to handle of s-wafer/recticle	0	9	0	206
8486406000	Electron beam microscopes with equipdesign to handle of s-wafer/recticle	0	656	0	2,010
8486407000	Pattern generating app for produce mask/rticle from photoresist coated substrat	0	1	0	492
8486409000	Other machines and apparatus specifiedin note 9(c) to this chapter	1	1,695	426	48,111
8486901100	Parts and accessories of app for rapidheating of semicondctor wafer	174	40,496	1,265	317,073
8486901200	Parts & accessories of spin dryers forsemiconductor wafer prosesing	1	5,306	242	81,014
8486901300	Parts&accessories of mach. for prod.semicon wafers by removal/laser/photon bp	4,563	21,029	62,097	4,550,189
8486901400	Tool holders&self-open diehead, of machfor sawing s-boul to slice/wafer to chip	3	15,932	17	175,646
8486901500	Oth parts, access.of mach. for sawingm-crystal s-boule to slice/wafer to chip	453	10,426	47,807	464,148
8486901600	Parts & access.of grind, polish, lapmach for processing of semicon. wafers	1,236	45,133	20,165	3,760,276
8486901700	Parts & access.of app for grow/pullingmonocrystal semiconductor boules	356	472	4,510	8,139
8486901900	Oth parts, access.of mach. and app.for the manufact. of boules/wafers	416	5,474	46,989	247,158
8486902100	Parts & access of chemical vapour deposition app. for semiconductor product	40	116	6,332	9,141
8486902200	Parts & access. of epitaxial depo. mach,spinner for coat photo. emuls on s-wafer	252	15,118	960	154,574
8486902300	Parts & access. of ion implanter fordoping of app for physical depo, sputter	54	120	1,858	8,075
8486902400	Tool holder/self-open diehead; of sprayfor etch,strip s-wafer,dry-etch pattern	0	56	0	5,374
8486902500	Oth parts & access. of spray for etch,strip,clean,dev s-wafer,dry-etch pattern	1,025	23,771	91,793	1,293,697
8486902600	Tool holder/self-open diehead,of dicingmach laser cutters,fold,straightn s-lead	1,257	11,302	55,903	816,350
8486902700	Other part and accessories of dicingmach laser cutters,fold,straightn s-lead	58	11,058	1,702	603,531
8486902800	Part & access of resist heated, induct,dielectric furnaces/oven mnfact s-wafer	61	3,098	100	55,708
8486902900	Oth part & acces of mach & app.for mnctof s-devices/of elect. integr-circuits	0	1,486	0	52,877
8486903100	Part & access of app for dry etchingpattern of flat panel display substrates	0	216	0	728
8486903200	Tool holder/self-open dieheads,of app.wet etch patterns on flat panel display	2	1,007	29	25,098



I.3. IMPOR MENURUT KOMODITI / IMPORT BY HS COMMODITY  
 \*\*\* NOVEMBER / NOVEMBER 2010 \*\*\*

HS	Uraian Komoditi Commodity Description	Berat Bersih / Net Weight (Kg)		Nilai / Value C.I.F (US\$)	
		Bulan ini Current Month	Kumulatif Cum.Jan. to date	Bulan ini Current Month	Kumulatif Cum.Jan. to date
8504322000	Instrment used with toys,scale modelsor similar recreational models	0	1,008	0	38,653
8504323000	Oth transformer, high frequency, powerhandling capacity > 1 kva and <= 5 kva	27	17,160	109	86,716
8504324100	Matching transformers, power handlingcapacity > 5 kva and <= 10 kva	1,925	7,039	49,588	115,379
8504324900	Oth instrument transformator, powercapacity > 5 kva and <= 10 kva	208	3,514	6,322	51,392
8504325100	Matching transformers, power handlingcapacity > 10 kva and <= 16 kva	0	318	0	6,078
8504325900	Oth instrument transformator, powercapacity > 10 kva and <= 16 kva	4,752	1,030,990	95,902	4,833,883
8504331100	Matching transform.side voltage >= 66kv& power cap. > 16 kva and <= 500 kva	0	4,355	0	151,579
8504331900	Oth instrum transform.side voltage>=66kv& power cap. > 16 kva and <= 500 kva	7,814	121,058	320,769	1,689,863
8504339100	Matching transform. side voltage < 66kv& power cap. > 16 kva and <= 500 kva	2,608	18,965	23,621	169,974
8504339900	Oth instrum transform. side voltage<66kv& power cap. > 16 kva and <= 500 kva	34,655	184,824	201,359	2,076,335
8504341100	Matching transform.side voltage >=66kv & power cap >10000 kva & <=15000 kva	0	146	0	737
8504341200	Oth instrum transform.side voltage>=66kvpower cap >10000 kva & <=15000 kva	77,476	493,384	297,851	2,052,988
8504341300	Matching transform.side voltage < 66kv & power cap >10000 kva & <=15000 kva	5,568	7,451	109,146	133,984
8504341400	Oth instrum transform. side voltage<66kvpower cap >10000 kva & <=15000 kva	60,245	318,915	691,973	3,326,668
8504342100	Matching transform. having a powerhandling capacity >15000 kva	0	179	0	3,755
8504342900	Oth instrument transform. with powerhandling capacity >15000 kva	25,305	1,252,172	134,366	15,532,339
8504401100	Uninterrupted power supplies (ups)	442,632	5,981,695	5,083,274	48,765,189
8504401900	Other static converter for automaticdata processing machines	64,316	915,779	1,050,781	13,288,543
8504402000	Battery chargers having a rating>100 kva	119,996	800,443	639,127	6,083,208
8504403000	Other rectifiers	44,001	601,223	1,442,169	18,143,348
8504404000	Inverters	41,248	596,269	453,868	6,716,444
8504409000	Other static converter	327,921	4,168,688	2,562,204	37,903,535
8504501000	Inductors for power supply for automaticdata process mach&unit thrf,telecom a	77,896	1,322,112	2,044,393	20,480,106
8504502000	Chip type fixed inductors	45,080	356,747	2,109,562	15,035,375
8504509100	Other inductors, with power handlingcapacity > 2500 kva and <= 10000 kva	6,954	42,881	1,107,543	7,025,341
8504509200	Other inductors having a power handlingcapacity > 10000 kva	7,205	36,524	392,505	1,843,066
8504901000	Parts of goods of subheading 8504.10	3,854	32,005	44,059	633,058
8504902000	Parts of printed circuit assmb good sub8504.40.11,8504.40.19,8504.50.11	16,939	110,864	366,218	2,343,248
8504903100	Radiator panel,flat tube radiator assemblr for distrib&power transformer <=10000l	34,069	429,117	258,121	2,328,207
8504903900	Oth part of electrical transformers ofa capacity <= 10,000 kva	91,668	748,082	587,158	5,705,531
8504904100	Radiator panel,flat tube radiator assemblr for distrib&power transformer >10000 k	50,993	152,621	512,654	837,291
8504904900	Oth part of electrical transformers ofa capacity > 10,000 kva	109,896	562,993	294,102	993,144
8504905000	Other, for inductors of capacity<= 2500 kva	0	10,196	0	214,736
8504906000	Other, for inductors of capacity> 2500 kva	551	9,727	47,292	542,264
8504909000	Parts of goods of heading 8504 oth thansubheading 8504.10.	346,790	3,522,762	4,492,036	34,727,607
8505110000	Permanent magnet of metal	195,822	1,482,906	1,538,088	12,192,773
8505190000	Permanent magnet not of metal	710,023	6,426,148	5,095,500	54,918,270
8505200000	Electro magnetic couplings, clutchesand brakes	39,722	605,726	797,105	10,499,627
8505901000	Electro magnetic/permanent magnetchucks,clamps&similar holdg devices	42,030	381,550	1,398,469	8,108,284
8505902000	Parts of goods of subheading 8505.20	16,638	313,571	213,291	3,661,048
8505909000	Oth non-permanent magnet	189,943	2,127,625	1,589,393	18,347,818
8506101000	Manganese dioxide having external volume<=300 cm of primary cell/batteries	85,904	1,376,547	491,441	9,216,059
8506109000	Manganese dioxide having external volume> 300 cm of primary cell/batteries	69,931	9,299,495	419,523	52,557,006
8506300000	Mercuric oxide of primary cell/batteries	0	451	0	11,459
8506400000	Silver oxide of primary cell/batteries	0	4,037	0	15,875
8506500000	Lithium of primary cell/batteries	1,777	786,663	192,568	41,338,633
8506600000	Air-zinc of primary cell/batteries	0	3,650	0	8,969
8506801000	Zinc carbon, having an external volume<=300 cm of primary cell/batteries	0	126,220	0	409,088
8506802000	Zinc carbon, having an external volume> 300 cm of primary cell/batteries	10	3,899	178	36,366
8506809000	Other primary cell/batteries	194,981	2,639,818	3,606,211	12,158,785
8506900000	Parts of primary cells/batteries	60,758	1,312,998	777,255	9,474,461
8507101000	Lead-acid, for starting piston engineof a kind used for aircraft	167	15,936	827	76,836
8507109000	Lead-acid, for starting piston engineof a kind used not for aircraft	260,784	3,733,597	1,051,397	13,537,761
8507201000	Oth lead-acid accumulator of a kindused for aircraft	0	25,345	0	275,026
8507209000	Oth lead-acid accumulator of a kindused not for aircraft	959,615	12,587,457	2,951,303	46,837,940
8507300000	Nickel-cadmium of electric accumulatorsincluding separator therefor	47,129	259,284	1,172,478	5,786,736
8507400000	Nickel-iron of electric accumulatorsincluding separator therefor	41	276	900	116,995
8507801100	Lithium ion accumulators of a kind usedfor laptop (incl. notebook, subnotebook)	1,530	10,839	49,763	532,281
8507801900	Other lithium ion accumulators	97,678	386,624	3,941,703	14,376,432
8507802000	Oth accumulator of a kind used foraircraft	0	1,110	0	67,786
8507809000	Other accumulator	322,254	3,788,565	15,369,429	83,524,849
8507901100	Plate of goods of subheading 85.07.908507.10	312	2,295	3,954	36,657
8507901200	Plate of a kind used for aircraft	0	29	0	3,008
8507901900	Plates for other accumulators	31,641	302,047	70,670	761,279
8507909000	Other parts of a kind used for aircraft	22	324	22,319	68,864
8507909200	Battery separators in sheets, rolls/cutto size of materials oth than PVC	161,604	1,282,684	782,231	6,377,065
8507909300	Part of goods of subheading 8507.10.90	14,406	387,413	165,984	2,236,046
8507909900	Part of good of heading 8507.10 oth thansubheading 8504.10.90	59,694	514,654	364,607	6,066,541
8508110000	Vacuum cleaner with self-contained electa power < 1,500 w & a dust bag < 20 l	59,830	644,739	534,253	5,358,892
8508190000	Oth vacuum cleaners with self-containedelectric	22,158	256,561	199,038	1,440,659
8508600000	Other vacuum cleaners	113,177	895,736	1,494,823	5,522,931
8508700010	Part of vacuum cleaner for domestic use	9,054	112,804	130,950	1,238,550
8508700090	Part of vacuum cleaner other thandomestic use	2,948	36,279	58,244	433,919
8509400000	Food grinder&mixer,fruit/vegetable juiceextract with self-contained elect motor	267,940	3,430,135	1,689,767	17,680,913
8509801000	Floor polishers with self-containedelectric motor	21,390	143,985	130,067	686,384
8509809000	Oth electro-mechanic domestic applianceswith self-contained electric motor	17,179	230,688	103,223	1,331,254
8509901000	Part of goods of subheading 8509.80.10	1,021	31,858	17,827	190,047
8509902000	Part of goods of subheading 8509.40.10or 8509.80.90	383,148	2,644,835	773,155	5,303,652

I.3. IMPOR MENURUT KOMODITI / IMPORT BY HS COMMODITY  
 \*\*\* NOVEMBER / NOVEMBER 2010 \*\*\*

HS	Uraian Komoditi Commodity Description	Berat Bersih / Net Weight (Kg)		Nilai / Value C.I.F (US\$)	
		Bulan ini Current Month	Kumulatif Cum.Jan. to date	Bulan ini Current Month	Kumulatif Cum.Jan. to date
8510100000	Shavers, with self-contained electric motor	7,162	57,378	47,529	632,559
8510200000	Hair clippers, with self-contained electric motor	7,443	40,421	22,852	143,793
8510300000	Hair-removing appliances, with self-contained electric motor	133	801	3,135	31,200
8510900000	Parts of shavers, with self-contained electric motor	12,279	75,957	211,551	2,428,319
8511101000	Sparking plugs suitable for aircraft engines	48	15,376	25,227	188,129
8511109000	Other sparking plugs	119,707	1,004,351	753,660	6,720,062
8511200000	Ignition magnetos, magneto-dynamos, magnetic flywheels	71,230	673,262	847,387	7,664,707
8511302000	Unassembled distributors/ignition coils excluding those for aircraft engines	15,442	105,069	173,910	1,813,005
8511309000	Other distributors; ignition coils	238,347	2,070,696	3,118,843	36,284,743
8511401000	Starter motors & dual purpose starter-generators for aircraft engines	356	48,680	161,559	2,574,367
8511402000	Other unassembled starter motors	17,860	184,547	148,257	1,956,474
8511403000	Starter motors for vehicles of heading 87.01 to 87.05	277,258	2,260,795	3,166,340	24,992,711
8511409000	Other starter motor	156,926	2,091,776	3,425,287	33,635,193
8511501000	Other generator suitable for aircraft engines	0	2,374	0	166,693
8511502000	Other unassembled alternators	5,039	132,265	69,825	368,937
8511503000	Other alternators for vehicles of heading 87.01 to 87.05	369,812	3,260,769	3,949,712	37,935,750
8511509000	Other generators	173,253	2,047,129	1,871,369	20,456,923
8511800000	Other equipment of electrical ignition or internal combustion engines	52,203	507,805	404,641	4,046,773
8511900010	Parts of goods for aircraft engines	330	30,407	56,418	5,881,314
8511900091	Contact points	12,059	129,071	205,720	4,114,826
8511900099	Other parts of electrical ignition/internal combustion engines	494,069	5,175,277	7,256,423	70,677,323
8512100000	Lighting/visual signalling equipment of a kind used on bicycles	8,745	189,623	107,090	1,412,254
8512201000	Lighting/visual signalling equipment for motor cars, assembled	386,183	5,005,965	5,856,863	81,094,618
8512202000	Unassembled lighting/visual signalling equipment	21,934	254,057	234,877	2,260,724
8512209000	Other lighting/visual signalling equipment	55,183	800,366	1,271,543	8,174,229
8512301000	Horns and sirens, assembled	20,449	709,093	141,960	3,269,694
8512302000	Unassembled sound signalling equipment	30,560	173,248	838,930	4,376,584
8512309000	Other sound signalling equipment :	75,355	742,392	866,033	8,469,222
8512400000	Windscreens wiper, defroster & demisters	182,692	951,818	1,548,653	9,612,528
8512901000	Parts of goods of subheading 8512.10	436	25,006	8,910	173,024
8512902000	Parts of goods of subheading 8512.208512.30./8512.40	104,182	1,758,549	2,646,396	29,675,657
8513101000	Miners helmet lamps	5,116	67,580	138,759	770,058
8513102000	Quarrymen lamps	2,640	52,690	3,120	85,913
8513109000	Other portable electric lamps	408,889	6,090,382	1,412,648	20,417,241
8513903000	Parts of reflectors for flashlights; plastic switch	24,419	459,334	59,505	1,021,089
8513909000	Other part of portable electric lamp designed to function by their own source of energy	81,584	943,699	155,553	3,082,808
8514100000	Resistance heated furnaces and ovens	489,724	1,006,184	2,072,602	7,836,357
8514202000	Other furnace/oven function by induction manufacture of PCB/printed wiring board	402	8,740	60,000	155,260
8514209000	Other furnace/oven function by induction or dielectric loss	15,059	1,295,837	127,503	7,670,988
8514302000	Other electric furnace/oven for the manufacture of PCB/printed wiring board	0	12,619	0	266,174
8514309000	Other furnaces and ovens	68,367	933,585	387,664	10,012,906
8514400000	Other equipment for the heat treatment of materials by induction/dielectric loss	3,534	375,732	59,958	3,867,416
8514902000	Part of industrial/laboratory electric furnaces/oven for manufacture of PCB/PWB	49,747	141,530	395,385	2,124,533
8514909000	Other parts of furnaces and ovens	85,246	1,234,445	640,156	25,927,029
8515110000	Soldering irons and guns	42,271	321,714	148,008	1,107,722
8515191000	Mach and app for soldering component on PCB/printed wiring boards	21,296	75,874	375,164	2,160,489
8515199000	Other brazing/soldering machines and apparatus	35,160	179,898	193,231	2,378,247
8515210000	Mach and app for resistance welding of metal fully/partly automatic	14,415	375,362	179,567	5,607,263
8515290000	Mach and app for resistance welding of metal non-automatic	104,547	970,103	671,260	5,686,503
8515310000	Mach and app for arc welding of metal fully/partly automatic	46,286	957,607	1,353,588	10,189,867
8515391000	AC arc welders, transformer type non-automatic	74,793	545,079	4,552,183	8,632,819
8515399000	Mach and app for arc welding of metal non-automatic	182,028	1,788,686	1,956,481	14,324,572
8515801000	Electric mach & app for hot spraying of metals/sintered metal	139	62,705	24,242	931,125
8515809000	Electric mach & app not for hot spraying of metals/sintered metal	119,765	823,713	879,422	5,602,912
8515901000	Parts of AC arc welder, transformer type	17,517	110,632	108,270	1,660,905
8515902000	Parts of mach & app for soldering component on PCB/printed wiring boards	3,192	42,772	56,548	1,007,894
8515909000	Other parts in heading 8515	80,844	1,117,176	1,075,566	11,160,793
8516101000	Electric instantaneous/storage water heaters	109,171	1,240,341	720,923	8,383,801
8516103000	Electric immersion water heaters	16,586	31,034	60,981	125,170
8516210000	Storage heating radiators	0	2,498	0	18,273
8516290000	Other electric space heating apparatus/electric oil heating apparatus	2,623	98,191	56,610	1,052,606
8516310000	Hair dryers	17,945	105,087	152,666	900,521
8516320000	Other hair-dressing apparatus	36,982	400,135	142,262	1,555,705
8516330000	Hand-drying apparatus	12,848	60,011	96,222	575,055
8516401000	Electric smoothing irons of kind designed to use steam from the industrial boilers	190	52,816	603	235,602
8516409000	Other electric smoothing irons	120,411	1,310,447	638,614	5,650,467
8516500000	Microwave ovens	107,267	861,023	481,184	3,773,898
8516601000	Rice cookers	966,567	14,195,992	3,699,194	48,915,061
8516609000	Cooking plates, boiling rings, grills & roasters	116,643	1,075,645	471,233	4,464,804
8516710000	Coffee/tea makers	25,174	144,746	229,728	1,340,488
8516720000	Toasters	20,382	130,625	114,490	729,885
8516791000	Kettles	12,629	144,401	83,278	723,958
8516799000	Other electro-thermic appliances	258,888	2,361,677	972,400	9,555,473
8516801000	Electric heating resistor for type-founding/type-setting mach; for industrial furnaces	769	13,188	78,737	578,352
8516802000	Sealed hotplates for domestic appliances	1,557	12,663	4,318	70,145
8516803000	Other electric heating resistors for domestic appliances	17,179	187,937	157,484	1,821,526
8516809000	Other electric heating resistors not for domestic appliances	31,359	485,417	393,152	8,873,772
8516902000	Parts of goods of sub 8516.33, 8516.50, 8516.60, 8516.71/8516.79.10	140,594	2,841,683	520,789	6,772,152

I.3. IMPOR MENURUT KOMODITI / IMPORT BY HS COMMODITY  
 \*\*\* NOVEMBER / NOVEMBER 2010 \*\*\*

HS	Uraian Komoditi Commodity Description	Berat Bersih / Net Weight (Kg)		Nilai / Value C.I.F (US\$)	
		Bulan ini Current Month	Kumulatif Cum.Jan. to date	Bulan ini Current Month	Kumulatif Cum.Jan. to date
8516903000	Parts of goods of sub 8516.10	74,358	776,409	125,976	2,040,729
8516909000	Other parts of goods of sub 8516	326,857	12,805,922	1,486,621	207,409,495
8517110000	Line telephone sets with cordless handsets	5,548	39,757	210,191	1,521,130
8517120000	Telephones for cellular networks/for other wireless networks	1,450,318	15,003,795	200,250,158	2,077,883,101
8517180000	Other telephone sets	33,502	459,349	857,163	5,376,841
8517610010	Set top boxes which have a communication functions of base station	30,831	125,988	1,964,033	5,541,484
8517610020	Base station for radio-broadcasting	0	11	0	200
8517610090	Other base stations	83,733	846,101	5,008,452	81,516,307
8517621000	Radio transmitters/receivers for simultaneous interpretation at multilingual conference	273	4,292	34,935	655,693
8517622100	Control & adaptor units, incl. gateways, bridges and routers	32,941	415,862	1,337,677	26,167,447
8517622900	Oth unit of automatic data process mach other than those of heading 84.71	1,325	72,226	1,526,659	4,084,751
8517623000	Telephonic/telegraphic switching app	29,611	254,355	751,905	7,526,085
8517624100	Modems including cable modems and modem cards	22,936	318,374	1,384,993	20,683,292
8517624200	Concentrators/multiplexers	29,636	209,107	5,776,876	40,456,636
8517624910	Set top boxes which have a communication app for carrier-current line system	0	634	0	130,932
8517624990	Oth app for carrier-current line system for digital line systems	357	12,555	91,830	1,316,876
8517625100	Wireless lans	20,968	202,012	782,192	4,379,241
8517625200	Transmission/reception app for simultaneous interpretation at multilingual conference	0	983	0	303,558
8517625300	Other transmission apparatus for radio-telephony/radio-telegaphy	123,430	978,552	21,123,787	188,116,749
8517625900	Transmission/reception app for simultaneous interpretation at multilingual conference	0	35,996	0	2,028,694
8517626100	Transmission apparatus for radio-telephony/radio-telegaphy	0	13	0	8,850
8517626910	Data compression tools	110	110	19,508	19,508
8517626990	Oth machines for reception, conversion & transmission of voice or image	0	32	0	432
8517629000	Oth mach for the reception, conversion & transmission/regenerate of voice, images, data	8,468	1,325,435	1,169,924	74,993,517
8517699000	Oth app. for transmission/recept voices	3,751	149,752	187,742	2,112,752
8517701000	Parts of control and adaptor units incl. gateways, bridges, routers	4,404	38,042	112,198	6,405,155
8517702100	Parts of cellular telephones	1,958	13,188	227,294	646,090
8517702900	Oth parts of transmission app, oth than radio-broadcasting/television trans app	248,139	732,127	3,707,288	80,315,217
8517703100	Other printed circuit boards, assembled for line telephony/line telegraphy	1,944	25,808	203,740	1,185,929
8517703200	Other printed circuit boards, assembled for radio-telephony/radio-telegaphy	141	5,326	2,752	179,206
8517703900	Other printed circuit boards, assembled for other	109,574	307,295	6,685,732	20,321,150
8517704000	Antennae of a kind used with apparatus for radio-telephony/radio-telegaphy	103,581	1,747,563	2,890,802	64,892,021
8517709100	Oth parts for line telephony or line telegraphy	10,699	217,941	775,373	13,936,011
8517709200	Other parts for radio-telephony or radio-telegaphy	325,010	406,454	24,158,047	29,236,895
8517709900	Other parts in subheading 85.17.70	377,297	7,371,630	53,354,537	648,051,830
8518101100	Microphones having a frequency range of 300 Hz to 3.4 kHz	34,392	176,432	400,741	2,190,514
8518101900	Oth microphones, whether/not with their stands	20,429	592,149	366,437	3,722,826
8518109000	Other microphones	22,369	283,660	405,303	3,915,021
8518210000	Single loudspeakers, mounted in their enclosures	85,164	2,682,525	678,855	11,236,068
8518220000	Multiple loudspeaker, mounted in the same enclosures	126,989	1,214,469	874,902	6,601,221
8518291000	Box assembly speakers	9,020	189,437	72,346	1,129,900
8518292000	Loudspeakers, without housing, having a freq 300 Hz to 3.4 kHz	6,756	171,872	17,340	341,882
8518299000	Other loudspeakers	697,440	8,042,661	2,924,465	37,159,380
8518301000	Headphones	95,136	631,852	497,701	3,274,537
8518302000	Earphones	293,357	2,264,279	1,014,870	10,632,337
8518303100	Handsets for telephonic apparatus	6,165	35,161	31,525	181,250
8518303900	Other headphones and earphones, combined microphone/speaker sets	33,057	324,464	77,961	818,615
8518304000	Line telephone handsets	20	752	2,578	47,302
8518309000	Sets consisting of a microphone and one or more loudspeakers	46,532	273,322	279,286	2,250,152
8518401000	Audio-frequency electric amplifiers, having 6 or more input signal lines	4,521	99,731	129,167	251,859
8518402000	Audio-frequency electric amplifier used as repeaters in line telephony	70	131	8,140	34,637
8518403000	Audio-frequency electric amplifier used as repeater in telephony not line tlpny	123	326	10,855	28,315
8518409000	Other amplifier listrik audio-frekuensi	82,313	704,771	827,661	15,134,197
8518500000	Other electric sound amplifier sets	35,915	402,185	194,888	2,329,353
8518901000	Parts of subhead 8518.10.11, 8518.29.20, 8518.30.40, 8518.40.20, inc print circuit	362,850	4,806,532	2,183,738	25,713,101
8518902000	Parts of goods of subheadings 8518.40.10	60	14,080	12,943	145,055
8518909000	Parts of goods of subheadings 8518.50.10, 8518.50.20	938,778	9,280,205	5,277,902	69,036,521
8519200000	App operated by coins, banknotes, bankcard, token/by other mean of payment	0	617	0	52,287
8519300000	Turntables (record-decks)	0	212	0	1,212
8519500000	Telephone answering machines	0	7	0	79
8519811000	Pocket size cassette recorders, the dimensions of which < 170 x 100 x 45 mm3	67	6,055	56	187,581
8519812000	Cassette recorders, with amplifiers/loud-speakers, operate with ext. source-power	5,412	5,973	47,757	140,728
8519813000	Compact disc players	1,817	32,146	15,357	332,105
8519815000	Dictating mach not capable of operating without an external source of power	0	2	0	333
8519816000	Magnetic tape recorder incorp sound reproducing app, digital audio type	1,758	20,833	50,596	509,754
8519817000	Other sound reproducing app, cassette type	50	1,105	51	3,253
8519819000	Other apparatus using magnetic, optical or semi-conductor	8,104	62,813	413,883	3,107,194
8519892000	Record-players with/without loudspeakers	11	971	72	27,878
8519899000	Other apparatus not using magnetic, optical/semiconductor	6,551	155,004	188,507	2,541,884
8521100000	Magnetic tape-type of video recording/reproducing apparatus with video tuner	9,918	39,582	208,682	1,142,908
8521901100	Laser disc player for used in cinematography, television/broadcasting	0	1,049	0	37,053
8521901900	Other laser disc players	49,804	383,705	214,413	1,869,058
8521909100	Oth video recording for used in cinematography, television/broadcasting	1,064	25,981	123,946	671,891
8521909900	Oth video recording/reproducing app, whether/not incorp. a video tuner.	153,367	1,280,344	1,356,976	15,364,781
8522100010	Pick-up cartridges for special used in cinematography, television/broadcasting	8,511	25,681	9,413	336,949
8522100090	Other pick-up cartridges	26,229	184,211	888,908	7,907,606
8522901000	PCB assemblies for TV, broadcasting cinematograph sound recorder/reproducer	107,262	1,077,978	403,939	4,865,122
8522902000	Printed circuit boards assemblies for telephone answering machines	0	16,132	0	389,918

I.3. IMPOR MENURUT KOMODITI / IMPORT BY HS COMMODITY  
 \*\*\* NOVEMBER / NOVEMBER 2010 \*\*\*

HS	Uraian Komoditi Commodity Description	Berat Bersih / Net Weight (Kg)		Nilai / Value C.I.F (US\$)	
		Bulan ini Current Month	Kumulatif Cum.Jan. to date	Bulan ini Current Month	Kumulatif Cum.Jan. to date
8522904000	Audio/video tape decks and compact disc mechanisms	36,061	378,935	543,165	5,936,091
8522905000	Audio/video reproduction heads, magnetic type, magnetic erasing heads and rod	3,844	45,565	86,382	1,646,628
8522909100	Oth parts, accessories of cinematograph sound recorders/reproducers	293	45,079	17,952	1,237,904
8522909300	Other parts and accessories for goods of subheading 85.19.81/heading 85.21	63,427	523,950	2,576,064	20,439,868
8522909900	Other parts and accessories for goods of subheading 85.19 other than 85.19.81	235,899	2,550,016	5,183,649	53,039,331
8523211000	Cards incorporating a magnetic stripe unrecorded	17,233	130,863	758,241	4,358,090
8523212000	Cards incorporating a magnetic stripe recorded	420	20,635	78,703	3,974,884
8523291100	Magnetic tapes, of a width < 4mm for computer tapes, unrecorded	101	477	14,924	36,340
8523291200	Magnetic tapes, of a width < 4mm for video tapes, recorded	504	876	4,128	21,892
8523291910	Other magnetic tapes, of a width < 4mm unrecorded	0	47,208	0	192,950
8523291990	Other magnetic tapes, of a width < 4mm recorded	59	1,636	1,764	36,929
8523292100	Magnetic tapes, of a width >= 4mm, and < 6.5 mm for computer tapes, unrecorded	95,502	229,199	300,847	765,238
8523292200	Magnetic tapes, of a width >= 4mm, and < 6.5 mm for computer tapes, recorded	18,202	121,627	44,777	354,231
8523292910	Other magnetic tapes, of a width >= 4mm, and < 6.5 mm, unrecorded	363	267,003	70,620	1,818,392
8523292990	Other magnetic tapes, of a width >= 4mm, and < 6.5 mm, recorded	97	1,217	1,281	9,488
8523293100	Magnetic tapes, of a width >= 6.5 mm for computer tape, in pancake/jumbo, unrec	1,078	2,477	57,132	169,234
8523293200	Magnetic tapes, of a width >= 6.5 mm for other computer tapes, unrecorded	0	45	0	1,982
8523293300	Magnetic tapes, of a width >= 6.5 mm for other, in pancake/in jumbo form, unrecor	0	7,398	0	27,402
8523293910	Oth magnetic tapes, of a width >= 6.5 mm, unrecorded	38,251	650,442	226,566	3,347,622
8523293990	Oth magnetic tapes, of a width >= 6.5 mm, recorded	0	137	0	85,297
8523294100	Magnetic discs for reproducing phenomena other than sound/image	5	1,489	8	97,595
8523294200	Magnetic discs for reproducing representation of instruction, data, sound, image	2,871	47,363	127,261	839,770
8523294300	Other magnetic discs, unrecorded	0	33,750	0	69,078
8523294400	Other magnetic discs, recorded	0	953	0	1,231,680
8523299100	Magnetic media for computer use, unrecorded	7,614	117,517	34,515	703,218
8523299300	Magnetic media for reproducing representation of instruction, data, sound, image	35,024	297,106	844,856	8,432,033
8523299900	Other magnetic discs	752	104,555	60,939	1,074,424
8523401100	Discs for laser reading systems for computer use, unrecorded	148,797	998,405	691,951	5,290,670
8523401200	Discs for laser reading systems for reproducing phenomena not sound/image	0	792	0	20,365
8523401300	Discs for laser reading systems for reproducing sound only	0	3,679	0	148,012
8523401400	Discs for laser reading system for representation of instruction, data, sound, image	2,633	10,546	1,359,999	11,174,386
8523401900	Other discs for laser reading systems	29	15,720	2,158	796,177
8523409100	Optical media for computer use, unrecorded	569	1,551	6,335	317,600
8523409400	Optical media for reproducing representation of instruction, data, sound, image	0	704	0	274,664
8523409910	Other optical media, unrecorded	813	51,757	501,751	6,456,904
8523409990	Other optical media, recorded	2,292	26,113	70,797	2,346,517
8523511000	Solid-state non-volatile storage devices suitable for computer use, unrecorded	34	11,822	34,475	232,981
8523513000	Solid-state non-volatile storage devices representing of instruction, data, sound, images	1	999	2	156,528
8523519010	Solid-state non-volatile storage devices unrecorded	14,881	78,645	201,249	2,084,471
8523519090	Solid-state non-volatile storage devices recorded	230	1,383	15,130	69,616
8523520000	Smart cards	163,318	1,622,312	7,552,586	75,752,350
8523591000	Proximity cards and tags	1,481	20,663	25,903	316,203
8523592000	Other semiconductor media, suitable for computer use, unrecorded	4,421	36,297	59,287	343,687
8523593000	Other semiconductor media, suitable for reproducing phenomena not sound/image	8	63	5,190	34,607
8523594000	Oth semiconductor media, suitable for reproduction, representation of instruction, data, sound, image	48	3,440	6,787	14,621,972
8523599010	Other semiconductor media, unrecorded	909	3,172	6,436	17,450
8523599090	Other semiconductor media, recorded	10	2,363	5,763	17,641
8523801000	Oth disc, tapes, solid-state non-volatile storage for computer use, unrecorded	276	8,306	95,125	6,654,390
8523802000	Oth disc, tapes, solid-state non-volatile storage for repro. phenomena not sound/image	0	20	0	7,070
8523803000	Oth disc, tape, solid-state non-volatile for reproduction, representation of instruction, data, sound	96	491,162	10,189	4,248,567
8523809010	Oth discs, tapes, solid-state non-volatile storage unrecorded	6	101	68	2,348
8523809090	Oth discs, tapes, solid-state non-volatile storage recorded	1,061	2,958	19,045	266,672
8525500010	Transmission apparatus for radio-broadcasting	0	206	0	4,972
8525500020	Transmission apparatus for television	12	44,647	42	2,702,915
8525500090	Other transmission apparatus for other	100	72,209	1,173	5,381,813
8525600000	Transmission apparatus incorporating reception apparatus	463	20,548	38,417	1,158,370
8525801000	Web cameras	24,165	140,155	278,680	926,071
8525802011	Digital still image video cameras	567	39,676	74,317	4,196,170
8525802019	Other digital camera	111,161	1,022,125	3,201,119	30,214,664
8525802020	Video camera recorders	20,146	297,361	1,525,985	12,538,132
8525809000	Television camera	558,542	1,088,482	1,644,892	8,092,719
8526101000	Radar app, ground base, of a kind for incorporation in civil aircraft/seagoing vessel	1,922	5,863	36,988	547,364
8526109000	Other radar apparatus	7,066	110,332	925,184	1,934,022
8526911000	Radio navigational aid app, for incorporation in civil aircraft/seagoing vessel	66,412	251,829	637,961	3,635,149
8526919000	Other radio navigational aid apparatus	1,122	77,617	49,735	3,576,157
8526920000	Radio remote control apparatus	136,194	537,697	2,586,608	10,217,156
8527120000	Pocket-size radio cassette-players	126	14,210	275	114,788
8527131000	Oth app combined with sound, recording or reproducing apparatus, portable	7,891	117,798	257,943	2,691,137
8527139000	Oth app combined with sound, recording or reproducing apparatus, not portable	777	3,414	259,322	385,603
8527191100	Reception app capable of plan, manage, monitor electromagnetic spectrum portable	0	5,866	0	14,579
8527191900	Reception app capable of plan, manage, monitor electromagnetic spectrum not portable	0	9,860	0	199,082
8527199100	Oth radio-broadcast receiver can operate without external source of power, portable	0	177,820	0	314,527
8527199900	Oth radio-broadcast receiver can operate without external source of power, not portable	0	1,320	0	9,492
8527210000	Radio-broadcast receiver, use external source power combined with sound record app	99,451	724,734	2,304,433	16,564,950
8527290000	Radio-broadcast receivers, not capable of operation without external source of power	16,561	225,726	7,626,516	19,174,062
8527911000	Oth receipt app for radio-broadcast, combined with sound record app, portable	0	3,825	0	140,792
8527919000	Oth receipt app for radio-broadcast, combined with sound record app, not portable	39,716	216,853	439,783	2,478,498
8527921000	Oth receipt app for radio-broadcast, not combined with sound record app, portable	2,381	53,621	32,694	345,718



I.3. IMPOR MENURUT KOMODITI / IMPORT BY HS COMMODITY  
 \*\*\* NOVEMBER / NOVEMBER 2010 \*\*\*

HS	Uraian Komoditi Commodity Description	Berat Bersih / Net Weight (Kg)		Nilai / Value C.I.F (US\$)	
		Bulan ini Current Month	Kumulatif Cum.Jan. to date	Bulan ini Current Month	Kumulatif Cum.Jan. to date
8527929000	Oth recept app for radio-broadcast, notcombi with sound record app not portabl	31,090	66,789	164,172	241,612
8527991000	Other reception app for radio-broadcast,portable	34	53,754	3,889	200,209
8527999000	Other reception app for radio-broadcast,not portable	824	25,383	12,667	205,027
8528411000	Colors cathode-ray tube monitor forused in auto data proc. system, hd 84.71	50,425	6,598,655	199,657	5,675,294
8528412000	B/w of cathode-ray tube monitor forused in auto data proc. system, hd 84.71	13,457	275,792	7,242	919,301
8528491000	Oth color cathode-ray tube monitor usedin auto data process system head. 84.71	6,319	76,406	512,188	6,390,270
8528492000	Oth b/w/monch color cathode-ray tubemonitor in auto data proc system,hd 847	3	2,860	86	102,274
8528511000	Projection type flat panel display unitfor auto data process system hd 84.71	290,272	1,689,351	6,369,067	50,168,797
8528512000	Oth color monitor use in an auto dataprocess system head. 84.71	1,133,744	12,448,206	28,920,118	379,921,765
8528513000	Other b/w/monochrome monitor used inautomatic data process system hd 84.7:	793	10,566	7,832	459,094
8528591000	Oth colors monitors use in an auto data	85,314	269,758	499,033	4,823,317
8528592000	Other b/w/monochrome monitors	148	7,676	9,466	157,298
8528611000	Flat panel display types used in auto-data processing system head. 84.71	2,144	108,245	136,663	3,614,433
8528619000	Oth projector for used in an automaticdata process system head. 84.71	4,558	114,225	17,332	2,814,813
8528690000	Other projectors	26,133	133,606	121,932	1,247,222
8528711000	Recept app for TV, not design to incorpvideo display,with communication funct	0	3,000	0	91,123
8528719000	Other recept. app for TV, not design toincorporation a video display	21,541	173,224	235,389	3,101,112
8528721000	Other color receivers, battery operated	86	2,786	4,542	66,643
8528729000	Other color receivers, not batteryyoperated	501,991	4,596,330	12,494,483	106,936,061
8528739000	Other b/w receiver, not battery operated	0	14,193	0	63,003
8529102000	Parabolic aerial reflector dishes fordirect broadcast,multi-media system&part	25,204	2,588,687	577,834	12,440,931
8529103000	Telescopic, rabbit & dipole antennae fortelevision/radio receivers	112,556	675,605	430,943	2,479,469
8529104000	Aerial filters and separators	18,100	244,517	462,638	7,102,780
8529106000	Feed horn (wave guide)	152,594	837,460	665,822	4,501,774
8529109200	Other aerial/reflector with transmittionapparatus for radio-broadcasting/tv	12,094	95,639	752,847	4,267,445
8529109900	Aerials&reflect.s of all kinds not forradio-telephony/radio-telegraphy	310,569	871,091	6,791,263	25,263,686
8529902000	Parts of decoders suitable for use withthe app of headings 85.25 to 85.28.	18,520	259,991	897,216	5,093,343
8529904000	Parts of digital cameras/video camerarecorders with app of hd 85.25 to 85.28	433,124	4,728,480	86,356,084	752,449,152
8529905100	Other PCB, assembled for goods ofsubheading 8525.50/8525.60	356	2,559	13,750	325,514
8529905200	Other PCB, assembled for goods of subhd8527.(13;19;21;29, 91 atau.99)	85,050	1,167,939	513,693	8,252,857
8529905300	Other PCB, assembled for flat paneldisplay of heading 85.28	82,763	363,795	2,531,428	9,644,296
8529905400	Other PCB, assembled for TV receiversof heading 85.28	56,526	680,643	290,361	5,631,120
8529905500	Other PCB, assembled for goods ofheading 85.28	0	325	0	50,799
8529905900	Other PCB	319,390	2,306,069	5,554,020	37,182,570
8529909100	Parts of TV receivers suitable forwith the apparatus of hd 85.25 to 85.28	3,292,478	26,479,354	58,092,410	324,810,016
8529909400	Parts of flat panel display for usewith the apparatus of hd 85.25 to 85.28	20,907	270,448	187,550	2,427,403
8529909900	Other parts suitable for usewith the apparatus of hd 85.25 to 85.28	460,384	9,080,842	10,867,960	155,311,662
8530100000	Elect. signall, safety/traffic controlequip for railways/tramways	6,296	10,583	1,549,364	4,654,573
8530800000	Elect. signall, safety/traffic controlequip for road,inland waterway,park fasc	10,011	140,473	106,157	3,192,981
8530900000	Part of electrical signall, safety/traffic control equipment	1,738	40,470	102,382	923,704
8531101000	Burglar alarms	5,214	100,107	93,282	663,215
8531102000	Fire alarms	7,070	509,641	90,575	6,441,527
8531103000	Smoke alarms	5,732	59,071	49,042	710,383
8531109000	Other alarms and similar apparatus	211,144	938,157	1,300,017	12,477,977
8531200000	Indicator panel incorp liquid crystaldevices (lcd)/light emitting diode (led)	152,808	1,800,210	9,707,013	101,325,767
8531801100	Door bells, buzzers and dings	15,919	70,217	60,472	375,799
8531801900	Other electric bells	6,445	57,950	194,128	1,370,335
8531802000	Flat panel displays(including electroluminescence, plasma and other technolog	13,912	180,104	469,777	4,827,528
8531809010	Telegraphic apparatus for ships engineerrooms	1	4,033	1	50,401
8531809090	Other electric sound/visual signallingapparatus	31,607	207,092	282,549	2,454,222
8531901000	Parts incl, printed circuit assembliesof subheading 8531.20/8531.80.20	2,013	32,265	11,317	362,288
8531902000	Parts of door bells/other door soundsignaling apparatus	161	536	6,916	27,887
8531909000	Other parts of electric sound/visualsignaling apparatus	110,074	181,962	241,924	2,132,301
8532100000	Fixed capacitor design for use in 50/60hz circuit, reactive power >0.5 kvar	143,185	1,993,558	4,190,504	55,168,543
8532210000	Tantalum fixed capacitors	15,364	130,358	963,426	7,242,420
8532220000	Aluminium electrolytic fixed capacitors	227,625	3,241,928	8,219,864	64,574,146
8532230000	Ceramic dielectric,single layer of fixedcapasitor	34,790	285,778	3,595,767	14,424,028
8532240000	Ceramic dielectric, multilayer	65,099	566,578	4,212,799	38,299,607
8532250000	Dielectric of paper/plastics of fixedcapasitor	42,647	436,098	1,821,576	7,673,875
8532290000	Other fixed capasitors	215,494	2,938,544	4,834,185	52,860,401
8532300000	Variable/adjustable(pre-set)capacitors	40,619	356,685	1,242,520	7,988,096
8532900000	Parts of other fixed capasitors	258,091	3,510,425	10,508,994	119,003,359
8533101000	Fixed carbon resistors, composition/filmtypes surface maunted	55,429	385,366	1,704,064	15,838,411
8533109000	Fixed carbon resistors, composition/filmtypes not surface maunted	68,578	801,092	2,626,926	33,808,892
8533210000	Oth fixed resistors for a power handlingcapacity <= 20w	79,240	745,157	2,271,169	23,484,853
8533290000	Oth fixed resistors for a power handlingcapacity > 20w	63,506	560,268	1,922,085	21,965,187
8533310000	Wirewound variable resistors, rheostats,for a power handling capacity <= 20w	3,607	53,393	16,048	239,337
8533390000	Wirewound variable resistors, rheostats,for a power handling capacity > 20w	18,424	106,492	190,529	2,096,725
8533400000	Other variable resistors, includingrheostats and potentiometers	37,121	420,280	1,241,761	13,889,841
8533900000	Parts of lectrical resistors	57,566	1,501,230	769,746	29,186,911
8534001000	Printed circuits, single-sided	76,117	1,032,223	2,289,017	26,966,224
8534002000	Printed circuits, double-sided	84,766	459,016	3,647,678	31,892,171
8534003000	Printed circuits, multi-layer	108,972	892,194	4,328,576	34,049,517
8534009000	Oth printed circuits	497,530	5,670,818	23,147,121	271,682,726
8535100000	Fuses for voltage >1000volts	22,434	366,891	525,937	5,835,213
8535211000	Automatic circuit breakers for a volt< 72.5 kv, moulded case type	19,463	55,657	107,244	1,007,766
8535219000	Automatic circuit breakers for a volt< 72.5 kv, other than moulded case type	61,369	873,803	1,635,779	19,353,406
8535290000	Automatic circuit breakers for a volt>= 72.5 kv, moulded case type	73,181	439,183	1,477,665	8,128,236



I.3. IMPOR MENURUT KOMODITI / IMPORT BY HS COMMODITY  
 \*\*\* NOVEMBER / NOVEMBER 2010 \*\*\*

HS	Uraian Komoditi Commodity Description	Berat Bersih / Net Weight (Kg)		Nilai / Value C.I.F (US\$)	
		Bulan ini Current Month	Kumulatif Cum.Jan. to date	Bulan ini Current Month	Kumulatif Cum.Jan. to date
8539295000	Other filament lamps, capacity > 200w & <=300w, voltage>100volts	1,708	5,600	8,050	83,549
8539296000	Other filament lamps, capacity < 200w & <=300w, voltage <= 100volts	1,469	20,029	133,168	1,515,747
8539299000	Other filament lamps, excl ultra-violetor infra-red lamps	97,429	1,306,181	1,195,338	9,750,735
8539311000	Tubes for compact fluorescent lamps	73,212	563,329	273,552	2,273,823
8539319010	Tube lamps	79,968	544,543	602,184	3,093,462
8539319020	Compact fluorescent lamps	22,746	114,358	155,655	636,615
8539319090	Other fluorescent, hot cathode	1,506,092	13,766,510	14,248,332	134,363,780
8539320000	Mercury/sodium vapour lamps; metalhalide lamps	67,734	346,705	982,110	5,821,322
8539391000	Tubes for compact fluorescent lamps,cold cathode types	105,400	596,409	203,940	1,178,716
8539392000	Discharge lamps for decorative andpublicity purposes	2,157	29,962	22,164	111,881
8539393000	Other fluorescent cold cathode types	0	9,449	0	69,096
8539394000	Electric lamps for mtr vehicle/cycles	28,891	334,526	234,559	3,558,798
8539399000	Discharge lamps, other than uv lamps	25,889	311,465	326,990	2,279,091
8539410000	Arc lamps	2,525	23,142	89,673	199,956
8539490000	Ultra-violet/infra-red lamps	37,632	267,900	1,412,262	4,609,311
8539901000	Part of alumi end caps for fluorescentlamps alum. screw caps for incand lamps	238,419	2,328,364	780,668	10,296,205
8539902000	Oth parts,for lamps of vehicles of allkinds	5,842	147,060	32,372	4,166,658
8539909000	Oth part of elect filament/dischargelamps including sealed beam lamp unit	567,502	3,907,682	2,986,894	38,962,073
8540110000	Color cathode-ray television picturetube incl video monitor cathode-ray tube	2,109,742	23,715,324	3,623,294	42,109,331
8540120000	B/w cathode-ray TV picture tubes,incl video monitor cathode-ray tubes	22,740	288,703	47,387	593,583
8540200000	Tv camera tubes; image converters andintensifiers; other photo-cathode tubes	7,304	190,751	50,214	1,128,760
8540401000	Data/graphic display tubes color foruse with articles of heading 85.25	41	4,261	1,935	360,204
8540409000	Data/graphic display tube color not foruse with articles of heading 85.25	272	20,621	7,693	190,159
8540500000	Data/graphic display tubes, black andwhite/other monochrome	578	35,660	9,288	328,719
8540600000	Other cathode-ray tubes	0	673	0	24,332
8540710000	Magnetrons of microwave tubes	48	2,706	8,830	190,298
8540790000	Travelling wave tube, carcinotrons exclgrid-controlled tubes of microwave tubes	1	9,003	13	292,934
8540810000	Receiver/amplifier valves and tubes	61	1,895	1,511	89,704
8540890000	Other valves and tubes	1,864	26,580	140,382	516,304
8540910000	Parts of cathode-ray tubes	100,600	1,974,865	1,639,725	25,893,728
8540991000	Parts of microwave tubes	3,362	34,244	9,930	226,123
8540999000	Other parts of thermionic, cold cathodeor photo cathode valves and tubes	3,985	12,124	42,963	194,906
8541100000	Diodes, other than photosensitive/lightemitting diodes	171,826	1,622,566	12,687,807	138,906,680
8541210000	Transistor with a dissipation rateof < 1 w	10,361	119,375	1,399,013	11,785,382
8541290000	Transistor with a dissipation rateof >= 1 w	127,490	1,523,195	7,580,548	66,979,740
8541300000	Thyristors,diacs and triacs, other thanphotosesintive devices	5,941	98,309	2,883,607	19,594,327
8541401000	Light emitting diodes	24,483	272,025	2,124,359	23,197,820
8541402000	Photocells, including photodiodes/photo-transistors	44,437	338,802	860,591	8,820,476
8541409000	Oth photosensitive semiconductor device,including photovoltaic cells	85,605	680,394	6,837,762	81,174,133
8541500000	Other semiconductor devices	29,928	312,235	1,429,035	12,781,148
8541600000	Mounted piezo-electric crystals	851,523	516,206	1,759,278	14,753,440
8541900000	Parts of diodes,transistors & similarsemiconductor devices	15,570	196,170	7,296,672	68,639,881
8542310000	Processors,controller, converter, logiccircuit, amplifier, clock timing circuit	218,586	3,097,898	27,555,757	308,859,096
8542320000	Memories of elect integrated circuits	33,011	373,007	2,833,781	39,616,265
8542330000	Amplifiers of elect integrated circuits	22,723	248,661	233,394	4,184,070
8542390000	Other electronic integrated circuits	251,524	2,859,664	58,072,948	620,229,178
8542900000	Parts of electronic integrated circuits	262,373	2,606,635	46,523,850	375,433,884
8543100000	Particle accelerators	1,319	7,105	20,848	353,384
8543200000	Signal generators	2,068	70,481	74,022	1,078,076
8543302000	Wet processing equip. for the applic.by immersion of chemical/elec.chemical	0	9,050	0	87,671
8543309000	Oth machines & app for electroplating,electrolysis/electrophoresis	188,811	645,101	3,204,901	29,599,104
8543701000	Electric fence energisers	62	102,555	3,975	1,836,568
8543702000	Remote control apparatus, other thanradio remote control apparatus	115,550	1,291,553	759,883	8,310,169
8543703000	Electrical machines with translationor dictionary functions	4,886	42,703	490,739	4,357,236
8543704000	Equip for the removal of dust particlesor elimination of electrostatic charge	308	29,200	11,650	562,527
8543705000	Integrated receiver/decoder ird fordirect broadcast multimedia systems	128,788	1,316,486	1,592,551	8,821,927
8543709010	Electrical mine detonators	16	16,985	14,787	212,593
8543709090	Other electrical detonators	150,000	2,339,132	1,638,435	18,209,149
8543901000	Parts of goods of subheading 8543.10/8543.20	699	11,069	14,596	167,268
8543902000	Parts of goods of subheading 8543.30.20	7,308	87,353	13,602	352,746
8543903000	Parts of goods of subheading 8543.70.30	0	180	0	4,050
8543904000	Parts of goods of subheading 8543.70.40	0	1,658	0	743,931
8543905000	Parts of goods of subheading 8543.70.50	19,500	143,147	3,730	334,226
8543909000	Other parts of goods of heading 8543	213,285	2,196,317	1,160,955	27,340,803
8544110010	Winding wire of copper, laquered/enamelled	345,899	4,296,084	3,417,797	38,525,016
8544110020	Winding wire of copper, cover with papertextile material/PVC	139,523	1,463,765	1,337,285	14,059,887
8544110030	Winding wire of copper, laquer/enamelled& cover with paper, textile material/P	51,639	816,563	624,499	7,646,007
8544110040	Winding wire of copper, rect cross-sect.and without connectors	407,604	1,467,477	305,364	9,493,477
8544110090	Other winding wire of copper	438,329	4,824,946	4,396,952	42,768,016
8544191000	Winding wire not of copper, laquered/enamelled	1,048	32,873	12,951	212,683
8544192000	Winding wire not of copperof manganese resistance wire	6,018	215,120	38,106	1,236,970
8544199000	Other winding wire not of copper	320,852	2,802,929	3,555,804	29,785,109
8544201000	Insulated cables fitted with connectors,for a voltage <=66.000volts	144,050	5,015,096	1,646,732	41,146,272
8544202000	Insulated cable not fitted withconnector for a voltage <=66.000volts	538,520	9,024,728	4,427,024	47,313,575
8544203000	Insulated cables fitted with connectorsfor a voltage >66.000volts	1,593	126,383	2,549	881,636
8544204000	Insulated cables not fitted withconnectors for a voltage >66.000volts	74,892	1,623,779	522,292	11,352,114
8544301000	Wiring harnesses for motor vehicles	257,380	1,296,832	3,419,465	20,064,364
8544309000	Oth ignition wiring sets,oth wiring setfor used in vehicles, aircraft/ships	851,743	8,139,988	8,558,086	91,995,595









I.3. IMPOR MENURUT KOMODITI / IMPORT BY HS COMMODITY  
 \*\*\* NOVEMBER / NOVEMBER 2010 \*\*\*

HS	Uraian Komoditi Commodity Description	Berat Bersih / Net Weight (Kg)		Nilai / Value C.I.F (US\$)	
		Bulan ini Current Month	Kumulatif Cum.Jan. to date	Bulan ini Current Month	Kumulatif Cum.Jan. to date
8716100000	Trailers & semi-trailers of the caravantype, for housing/camping	3,132	3,575	5,584	9,250
8716200000	Self-loading/self-unloading trailers & semi-trailers for agricultural purposes	69,000	132,440	81,692	209,218
8716310000	Tanker trailers, tanker semi-trailers for the transport of goods	18,968	689,221	256,543	5,478,414
8716394000	Agricultural trailers and semi-trailers	0	264,704	0	1,337,619
8716399000	Other trailers and semi-trailers for the transport of goods	13	649,516	697	1,353,549
8716400000	Other trailers and semi-trailers	0	2,992,213	0	8,391,364
8716801000	Cart, wagon, sack truck, hand trolleys & similar hand-propelled vchcl used in fact	23,908	518,472	56,200	1,320,574
8716802000	Wheelbarrows a kind used in factory/workshops	49,659	1,249,420	43,289	782,210
8716809000	Oth vehicles, not mechanically propelled	42,522	451,425	158,312	1,638,767
8716901100	Wheels for trailers and semi-trailers	197,698	2,587,690	333,803	4,139,282
8716901300	Other parts for goods of subheading 8716.20	12,150	151,380	25,755	296,117
8716901900	Other parts for trailers, semi-trailers	248,238	3,518,527	1,102,524	12,848,855
8716909100	Parts for goods of subhead 8716.80.10 or 8716.80.20	68,257	754,826	151,259	988,736
8716909900	Other parts for other vehicles	94,441	2,033,358	616,477	6,362,334
8801000000	Balloon, dirigibles, glider, hang gliders and other non-powered aircraft.	37	780	5,572	7,323
8802110000	Helicopters of an unladen weight <= 2,000 kg	1,519	16,265	1,002,488	17,366,766
8802120000	Helicopters of an unladen weight > 2,000 kg	0	19,718	0	33,219,918
8802201000	Aeroplanes of an unladen weight <= 2,000 kg	3,850	19,200	233,512	3,232,575
8802209000	Other aircraft of an unladen weight, <= 2,000 kg	0	991	0	1,371,825
8802301000	Aeroplane of an unladen weight > 2,000 kg and <= 15,000 kg	6,146	2,047,309	5,600,005	49,184,232
8802309000	Other aircraft of an unladen weight > 2,000 kg and <= 15,000 kg	9,000	9,000	4,067,235	4,067,235
8802401000	Aeroplanes of an unladen weight > 15,000 kg	384,190	4,251,838	241,205,971	2,850,878,666
8802600000	Spacecraft (including satellites) and suborbital, spacecraft launch vehicles	0	1	0	5,000
8803100000	Propellers, rotors, parts thereof of heading 88.01/88.02.	1,915	30,563	108,970	4,365,961
8803200000	Under-carriages, parts thereof heading 88.01/88.02.	471	10,366	14,901	1,125,778
8803300000	Other parts of aeroplanes/helicopters heading 88.01/88.02.	45,240	1,325,842	33,695,459	267,618,906
8803901000	Parts of telecommunication satellites	23	8,806	93	1,092,350
8803902000	Parts of balloons, gliders/kites	786	821	10,150	55,405
8803909000	Other parts of goods of heading 88.01 or 88.02	2,921	63,512	293,681	23,785,102
8804000000	Parachutes (incl dirigible parachutes, paragliders) & rotocutes, parts, acces thrf	510	10,343	22,444	3,777,498
8805100000	Aircraft launching gear, part thereof, deck arrestor/similar gear, part thereof	1,029	1,037	21,700	23,700
8805210000	Air combat simulators & parts thereof	3,028	7,698	8,187,780	21,759,209
8805291000	Ground flying trainers	0	14,890	0	695,746
8805299000	Parts of ground flying trainers	42,980	77,017	3,250,000	4,974,128
8901101000	Cruise ships, excursion boats, ferry-boats of gross tonnage <= 26 ton	0	764,309	0	343,498
8901102000	Cruise ships, excursion boats, ferry-boats of gross tonnage > 26 but <= 250 ton	0	23,639,094	0	7,739,157
8901103000	Cruise ships, excursion boats, ferry-boats of gross weight > 250 but <= 500 ton	0	6,797,922	0	10,992,424
8901106000	Cruise ships, excursion boats, ferry-boats of gross tonnage > 5000 ton	0	37,224	0	96,000
8901205000	Tankers of gross tonnage > 4000 but <= 5000 ton	2,151,000	26,340,751	1,600,599	35,576,924
8901206000	Tankers of gross tonnage > 5000 ton	0	294,871,034	0	297,485,477
8901306000	Refrigerated vessels, oth than tankers of gross tonnage > 5000 ton	0	91,832,000	0	81,657,500
8901901100	Other vessels, not motorised of gross tonnage <= 26 ton	0	38,016	0	110,830
8901901200	Other vessels, not motorised of gross tonnage > 26 but <= 250 ton	944,000	2,078,623	1,700,000	10,614,129
8901901400	Other vessels, not motorised of gross tonnage > 500 ton	10,873,616	155,413,793	9,714,012	201,621,499
8901902100	Other vessels, motorised of gross tonnage <= 26 ton	2,274	54,051	121,410	492,677
8901902200	Other vessels, motorised of gross tonnage > 26 but <= 250 ton	0	2,353,000	0	7,789,131
8901902300	Other vessels, motorised of gross tonnage > 250 but <= 500 ton	279,000	8,478,554	160,297	14,127,010
8901902400	Other vessels, motorised of gross tonnage > 500 but <= 4000 ton	2,823,000	75,559,550	4,351,535	101,937,368
8901902500	Other vessels, motorised of gross tonnage > 4000 but <= 5000 ton	15,544,000	39,954,000	18,856,400	34,836,566
8901902600	Other vessels, motorised of gross tonnage > 5000 ton	5,867,000	115,064,948	28,558,500	158,033,460
8902001100	Fishing vessels of gross tonnage <= 26 ton	0	2,168,901	0	1,348,365
8902001200	Factory ships & oth vessels for proces > 26 but <= 40 ton	0	3,372	0	5,527
8902001300	Fishing vessels of gross tonnage > 40 but <= 100 ton	0	8,688	0	15,476
8902001400	Fishing vessels of gross tonnage > 100 but <= 250 ton	0	2,192,214	0	2,277,158
8902001500	Fishing vessels of gross tonnage > 250 but <= 4000 ton	301,000	4,875,910	221,602	5,892,050
8902009200	Factory ships & oth vessels for proc. > 26 but <= 40 ton	0	1,417,000	0	320,595
8902009500	Factory ships & oth vessels for proc/preserv fish. of 250 < gro ton <= 4000 ton	0	315,000	0	685,912
8903100000	Yachts & oth vessels for pleasure/sports rowing boats & canoes, inflatable	10,161	64,264	39,605	134,309
8903910000	Sailboats, with/without auxiliary motor, not inflatable	0	1,323,662	0	31,916,622
8903920000	Motorboats, other than outboard motor, not inflatable	2,021	2,062,315	17,162	66,874,689
8903990000	Other vessels for pleasure/sports; canoes, not inflatable	8,158	182,375	139,846	1,632,794
8904001100	Tugs of gross tonnage <= 26 ton	0	515,690	0	2,313,678
8904001900	Tugs of gro tonnage > 26 ton, of apower <= 4000 hp	2,463,000	24,478,419	11,111,654	142,749,058
8904002100	Tugs of gro tonnage < 26 ton, of apower <= 4000 hp	0	8,765,061	0	16,597,136
8904002900	Tugs of gro tonnage > 26 ton, of apower > 4000 hp	245,000	6,499,096	2,510,575	29,592,226
8905100000	Dredgers	594,000	10,127,835	939,051	17,375,246
8905200000	Floating/submersible drilling/production platforms	0	6,052,399	0	83,037,743
8905901000	Floating docks of a gro ton > 100 tons	0	3,140,329	0	784,631
8905909000	Oth vessels w/navigability of which iss subsidiary to their main function	3,352,664	76,771,161	8,483,477	279,665,868
8906901000	Lifeboats oth than rowing boats, oth vessels of displacement <= 30 tons	32,469	208,057	12,244,782	13,618,768
8906909000	Lifeboats oth than rowing boats, oth vessels of displacement > 30 tons	14,277,000	21,323,776	15,968,403	57,202,829
8907100000	Floating structures, inflatable rafts	32,757	337,986	152,777	3,633,419
8907901000	Buoys	12,491	138,454	43,118	751,021
8907909000	Other floating structures	426,396	2,365,841	2,281,431	10,947,633
8908000000	Articles of headings 89.01-89.06 imported for breaking up	264	1,482	1,554	36,082
9001101000	Optical fibres, optical fibre bundles & cables for telecom. & oth electrical use	122,041	621,699	1,146,405	8,904,396
9001109000	Optical fibres, optical fibre bundles & cables for other purpose	3,755	91,671	441,020	6,206,457
9001200000	Sheets & plates of polarising material	22,971	40,560	76,571	225,740



I.3. IMPOR MENURUT KOMODITI / IMPORT BY HS COMMODITY  
 \*\*\* NOVEMBER / NOVEMBER 2010 \*\*\*

HS	Uraian Komoditi Commodity Description	Berat Bersih / Net Weight (Kg)		Nilai / Value C.I.F (US\$)	
		Bulan ini Current Month	Kumulatif Cum.Jan. to date	Bulan ini Current Month	Kumulatif Cum.Jan. to date
9001300000	Contact lenses	86,338	725,199	9,834,816	78,541,209
9001400000	Spectacle lenses of glass	3,688	98,632	12,685	665,386
9001500000	Spectacle lenses of other materials	6,179	196,969	246,207	6,925,139
9001901000	Lenses & optic elements for photograpor cinematographic cameras	6,230	107,226	976,624	10,096,140
9001909010	Lenses & prisms forlighthouses/beacons	609	8,187	141,601	2,690,381
9001909090	Oth elements of glass not opticallyworked	5,456	133,704	1,876,523	19,379,546
9002111000	Objective lenses for cinematographicprojector	67	86	210	554
9002119000	Objective lenses for cameras & otherprojector	7,359	79,098	235,700	2,177,161
9002190000	Objective lenses for oth instruments& apparatus	1,889	28,930	105,888	1,556,969
9002202000	Filters for cinematographic cameras,photographic cameras & oth projectors	1,929	49,116	7,977	174,092
9002203000	Filters for telescopes/microscopes	74	2,983	4,999	147,364
9002209000	Filters for oth instruments&apparatus	71,410	219,701	330,575	2,144,963
9002901000	Lenses&prisms for lighthouses/beacons	0	818	0	9,809
9002902000	Lenses&prisms for cinematographicprojectors	0	3,945	0	12,987
9002903000	Lenses&prisms for cinematographic cam.photographic cameras&oth projectors	560	3,774	18,355	124,278
9002904000	Lenses&prisms for medical&surgicalinstruments	0	53	0	5,671
9002909000	Lenses&prisms for oth instruments	5,490	70,348	76,072	7,562,738
9003110000	Frames&mountings for spectacles,goggles of plastics	1,279	74,727	48,300	752,876
9003190000	Frames&mountings for spectacles,goggles of other materials	7,665	173,218	178,777	1,221,775
9003900000	Parts of frames&mountings forspectacles, goggles&the like	9,670	63,578	118,252	893,575
9004100000	Sunglasses	78,527	904,778	422,554	5,653,408
9004901000	Corrective spectacles	17,478	350,669	132,540	2,071,600
9004902000	Corrective goggles	67	1,582	1,270	16,595
9004905000	Protective goggles	749	18,760	12,209	127,093
9004909000	Other spectacles & goggles	108,781	966,809	720,863	4,608,183
9005100000	Binoculars	23,083	76,402	125,948	1,718,732
9005801000	Astronomical instrumens, excludinginstruments for radio-astronomy	0	1,560	0	3,864
9005809000	Monoculars & oth optical telescopes	3,123	126,100	69,873	740,285
9005901000	Parts&accessories (incl mountings) forastron.cal instr.ex.instrum.f rad.astr	0	282,928	0	784,373
9005909000	Parts&accessories (include mountings)for oth optical telescopes	115	57,073	16,406	774,520
9006101000	Laser photo plotters	0	1,220	0	6,191
9006109000	Oth cameras of a kind used forpreparing printing plates/cylinders	32	1,946	17,119	78,889
9006300000	Cameras specially design for underwater use for aerial survey, medical,or	0	709	0	92,279
9006400000	Instant print cameras	17	1,178	3,019	14,110
9006510000	Oth cameras with a slr, for roll filmof a width <= 35 mm	0	5,076	0	97,926
9006520090	Other cameras for roll film of a width> 35 mm	134	1,896	416	20,190
9006530010	Cameras of a kind used for rec. doc onmicrofilm, microfiche	0	36	0	11,443
9006530090	Cameras of oth. a kind used for rec.doc on microfilm, microfiche	0	10,008	0	92,128
9006591000	Lasers photo plotters/imagesetterswith raster image processor	0	996	0	39,691
9006599010	Camr.of a kind used for recording doc.on mic.film, microfiche/oth microforms	0	1,717	0	30,831
9006599090	Other camera for recording documenton mic.film, microfiche/oth microforms	0	7,018	0	149,373
9006610000	Discharge lamp ("electronic") flashlight	1,867	14,437	6,145	81,184
9006690000	Oth photographic flashlight apparatus& flashbulbs	1,063	43,682	4,910	204,711
9006911000	Parts & accessories for laser photoplotters of subhd 9006.10.10	56	688	1,892	18,713
9006913000	Parts & accessories for cameras ofsubhead. 9006.40.00 to 9006.53.00	38,041	96,008	178,530	429,445
9006919000	Other parts & accessories for cameras	7,571	44,136	74,433	323,418
9006991000	Parts & accessories for photographicflash-light apparatus	748	18,630	540,934	8,379,119
9006999000	Parts & accessories not for photograpflash-light apparatus	2,754	86,248	422,626	5,561,452
9007110000	Cinematographic cameras for film ofwidth <16 mm/for double-8 mm film	0	5,006	0	48,291
9007190000	Other cinematographic cameras	7,845	46,206	101,560	680,934
9007201000	Projectors for film of <16 mm in width	0	1,918	0	6,448
9007209000	Oth projectors whether /not incorp.sound recording/reproducing apparatus	9,315	135,812	975,719	2,129,106
9007910000	Parts and accessories for cameras	16,459	135,804	137,618	1,281,930
9007920000	Parts and accessories for projectors	4,339	43,889	504,118	4,270,208
9008100000	Slide projectors, oth thancinematographic	219	8,773	204	38,192
9008200000	Microfilm, microfiche/oth m. readers,whether/not capable of prod. copies	0	1,397	0	5,200
9008300000	Other image projectors	82,018	286,149	381,617	1,575,756
9008401000	Photogr.enlargers&reducers (oth thanc.graphic) use in the print industry	3	363	314	1,453
9008409000	Other photographic enlargers andreducers (other than cinematographic)	17	25,955	59	132,987
9008909000	Parts and accessories of other imageprojectors	266	43,057	2,283	169,987
9010100000	Apparatus and equipment forautomatically developing x-ray film	2,831	150,765	176,953	2,110,639
9010501000	App. for the projec./drawing of circ.patt.on sensit.substrates for mk ofPCB	0	30,181	0	349,031
9010509000	Oth app&equip for p.grap (includingcinematographic); negatoscopes	84	3,042	917	95,344
9010600000	Projection screens of 300 inchesor more	79,029	760,978	283,474	2,075,560
9010901000	Parts&acc. for projection screens,/for articels of subheading 9010.10	24	6,616	40	29,876
9010903000	Parts&acc.of app for the projection/drawing of circuit patt. of PCB/PWBs	0	277	0	4,230
9010909000	Parts & acc.of oth apparatus&equipfor photographics laboratories	7,699	121,743	38,752	633,665
9011100000	Stereoscopic microscopes	2,052	7,722	28,545	219,488
9011200000	Other microscopes, for photomicrograpcinephotomicrography/microproject	3,076	55,481	945,154	4,317,142
9011800000	Other microscopes	6,692	96,737	175,861	2,115,209
9011900000	Parts and accessories of stereoscopicmicroscope	96	3,959	20,966	174,385
9012100000	Microscopes oth than optical microscopediffraction apparatus	13,412	92,850	88,060	1,301,218
9012900000	Parts and accessories for microscope	19	1,559	17,490	55,163
9013100000	Telescopic sights for fitting to armsperiscopes; telescopes design to form	375	2,624	216,514	248,225
9013200000	Lasers, other than laser diodes	28	11,900	8,695	252,835
9013801000	Optical error verifications&repairapp.for PCB/PWBs&PCAs	26	3,812	1,832	376,794
9013802000	Liquid crystal devices	5,033	80,636	202,826	5,113,816
9013809000	Other devices, appliances&instrumentsof other optical appliances	9,028	131,031	836,721	10,478,636

I.3. IMPOR MENURUT KOMODITI / IMPORT BY HS COMMODITY  
 \*\*\* NOVEMBER / NOVEMBER 2010 \*\*\*

HS	Uraian Komoditi Commodity Description	Berat Bersih / Net Weight (Kg)		Nilai / Value C.I.F (US\$)	
		Bulan ini Current Month	Kumulatif Cum.Jan. to date	Bulan ini Current Month	Kumulatif Cum.Jan. to date
9013901000	Parts & accessories of goods of subheading 9013.20.00	41	1,621	1,163	112,246
9013903000	Parts & acc. of goods of sub head. 9013.10.00/9013.80.00	0	1,765	0	44,557
9013909000	Parts & accessories of other goods of subheading 90.13	2,294	10,052	997,796	1,614,509
9014100000	Direction finding compasses	2,945	486,149	230,972	3,856,448
9014200000	Instrum.&appl.for aeronautical/spacenaavigation (other than compasses)	45	3,052	48,139	2,292,659
9014801000	Navig'nal instrum.&appl.used on ships,work with an automatic data processor	1,878	22,514	301,940	849,143
9014809000	Other navigational instruments & appliances	6,371	139,039	1,975,989	10,343,139
9014901000	Parts & acc. of ships navig'nal instrumwork with an automatic data process.	151	183,548	5,327	41,320,495
9014909000	Parts & accessories of oth navigational instruments & appliances	4,072	156,975	331,023	7,366,373
9015101000	Rangefinders used in photography & cinematography	413	413	12,359	12,359
9015109000	Other rangefinders	2,838	55,264	455,605	1,699,631
9015200000	Theodolites and tachymeters (theodolites)	556	8,495	44,102	536,240
9015300000	Levels [measuring higher of ground]	3,731	94,668	52,385	461,239
9015400000	Photogrammetrical surveying instruments & appliances	32,873	100,976	269,133	2,660,299
9015801000	Radio sonde and radio wind apparatus	0	33,571	0	930,401
9015809000	Other instruments & appliances for surveying	102,652	860,068	4,734,542	42,973,287
9015900000	Parts & accessories of surveying instruments and appliances	63,775	1,145,607	7,098,886	63,976,330
9016001000	Balances of a sensitivity of 5cg/better,w/without their weights, electronic	35,567	85,000	1,872,207	3,229,776
9016009000	Balances of a sensitivity of 5cg/better,w/without their weights,not electronic	30,154	187,029	228,423	1,508,393
9017101000	Plotters whether i/o units of hd 84.71 or drawing/drafting of head 90.17	417	3,686	48,889	173,531
9017109000	Other drafting tables & machines, whether/not automatic	28,366	77,235	61,313	416,863
9017201000	Rulers	37,250	281,200	39,141	579,786
9017203000	App. for the project/drawing of circ.patt.on sens'zed subs' for mfc. of PCB	24	5,873	1,520	35,117
9017205000	Plotters whether i/o units of h 84.71/drawing/drafting machines of h 90.17	0	84	0	150
9017209000	Other drawing, marking-out/mathematical calculating instruments	5,743	303,872	33,424	943,733
9017300000	Micrometers, callipers and gauges	28,237	500,244	529,553	7,514,215
9017800000	Other instruments micrometers callipers & gauges	225,590	1,749,151	507,635	6,413,972
9017902000	Parts & acc. of app. for the project/drwg of circ.patt.on sens.subs'tes for PCB	0	810	0	8,379
9017903000	Parts & acc. of photo plotters for the manufac. of PCB/PWBs	19	1,930	1,410	72,203
9017904000	Parts & acc. incl. PCA of plotters whether i/o units of head 84.71/of head 90.17	0	2,173	0	110,815
9017909000	Parts and accessories of other instruments	4,830	47,774	46,630	753,851
9018110000	Electro-cardiographs	2,290	26,436	288,044	2,048,654
9018120000	Ultrasonic scanning apparatus	13,183	64,473	2,359,908	8,794,492
9018130000	Magnetic resonance imaging apparatus	4,969	167,145	652,498	7,522,762
9018140000	Scintigraphic apparatus	0	4,034	0	732,289
9018190000	Other electro-diagnostic apparatus	51,944	546,182	4,669,201	29,965,967
9018200000	Ultra-violet/infra-red ray apparatus	16	50,190	983	2,392,948
9018311000	Disposable syringes	96,329	1,160,038	663,030	8,363,974
9018319000	Other syringes, with/without needles	24,275	534,367	532,259	8,147,565
9018320000	Tubular metal needles and needles for sutures	72,166	407,271	710,489	4,587,853
9018391000	Oth. catheters	36,964	165,290	379,408	2,527,864
9018392000	Oth. tubular metal needles and needles for sutures	3,985	65,680	96,504	930,717
9018399000	Other instruments and appliances, used in dental science	270,340	3,959,792	2,581,666	27,173,743
9018410000	Dental drill eng., whether/not comb. on a single bs with oth dental equip.	0	3,182	0	45,127
9018490000	Oth. dental drill eng., whether/not comb. on a single bs with oth dental equip.	52,557	118,475	219,402	930,878
9018500000	Other ophthalmic instruments & appliances	4,896	70,452	1,370,028	3,910,188
9018902000	Intravenous administration set (adult)	11,136	77,725	218,883	1,838,062
9018903000	Electronic instruments and appliances	9,653	194,430	565,724	8,123,247
9018909000	Other instruments & appliances in medical	421,519	2,861,442	7,315,122	42,802,670
9019101000	Electr. mechano-therapy appl. massage apparatus	56,002	610,535	368,939	5,982,267
9019109000	Oth. electr. mechano-therapy appl. massage app.	25,596	343,118	291,966	2,645,124
9019200000	Ozone therapy, oxygen therapy, aerosol therapy, artificial respiration/other	12,357	108,756	877,459	5,293,370
9020000000	Oth breathing appl. & gas masks, excl. protec. masks having neith. mech'l part	11,203	192,312	430,697	4,625,780
9021100000	Orthopaedic/fracture appliances	22,560	103,493	82,557	924,120
9021210000	Artificial teeth	0	4,930	0	219,603
9021290000	Other artificial teeth	0	1,976	0	15,161
9021310000	Artificial joints	0	111	0	151,591
9021390000	Other artificial joints	0	1,509	0	17,957
9021400000	Hearing aids, excluding parts and accessories	264	982	1,686,914	2,765,410
9021500000	Pacemakers for stimulating heart muscles, excluding parts & accessories	149	443	60,960	212,591
9021900000	Oth appl. which are worn/carried/implanted in the body, to compensate for a defect	5,263	103,012	12,378,994	138,728,760
9022120000	Computed tomography apparatus	69,266	183,034	4,683,046	16,424,725
9022130000	Oth. computed tomography apparatus for dental use	1,722	5,600	94,694	323,447
9022140000	Oth. computed tomography apparatus for medical, surgical/veterinary uses	37,177	251,240	2,201,367	16,890,932
9022191000	X-ray app for the physical inspection of solder joints on PCB/PWB assemblies	838	13,086	17,714	832,583
9022199000	X-ray apparatus for other uses	7,007	49,511	340,716	2,717,912
9022210000	Alpha, beta/gamma radiations app for medic. surgical, dental/veterinary uses	147	11,398	9,335	116,027
9022290000	Alpha, beta/gamma radiations apparatus for other uses	20,480	52,280	416,083	1,872,769
9022300000	X-ray tubes for medical, surgical/veterinary uses	1,073	5,670	277,015	1,475,354
9022901000	Parts & acc. of x-ray app for the physical inspec. of solder joints on PCAs	0	1,303	0	182,918
9022909000	Parts & accessories for other x-ray, alpha, beta/gamma radiations apparatus	19,599	66,546	464,413	2,383,922
9023000000	Instrum. app. & models, for demonstrational purp. (exam. in education/exhibitions)	182,957	523,050	35,496,269	58,424,223
9024101000	Machines and appliances for testing metals, electrically operated	18,412	101,402	265,575	2,577,169
9024109000	Machines and appliances for testing metals, non-electrically operated	7,946	94,775	157,287	3,879,797
9024801000	Machines & appliances for testing other material, electrically operated	11,928	171,019	597,965	8,954,937
9024809000	Machines & appliances for testing other material, non-electrically operated	21,987	82,969	301,765	3,309,312
9024901000	Parts & acc. for elec. operated machines and appliances for testing materials	5,085	98,306	222,904	4,078,729
9024902000	Parts & acc. for non-elect'ly operated machines & appl. for testing materials	417	5,083	8,895	189,979

I.3. IMPOR MENURUT KOMODITI / IMPORT BY HS COMMODITY  
 \*\*\* NOVEMBER / NOVEMBER 2010 \*\*\*

HS	Uraian Komoditi Commodity Description	Berat Bersih / Net Weight (Kg)		Nilai / Value C.I.F (US\$)	
		Bulan ini Current Month	Kumulatif Cum.Jan. to date	Bulan ini Current Month	Kumulatif Cum.Jan. to date
9025110000	Thermometers&pyrometers not combinedwith oth instruments, liquid filled	9,054	316,990	73,765	1,233,687
9025191000	Thermometers&pyrometers not combinedwith oth instruments, electrical	11,986	112,932	550,250	3,595,278
9025192000	Thermometers&pyrometers not combinedwith oth instruments, non electrical	1,386	60,100	51,722	1,069,342
9025801000	Temperature gauges for motor vehicles	1,183	28,192	11,613	308,209
9025802000	Oth. temperature gauges for motor vehic.electrical	7,644	104,968	206,519	2,688,022
9025803000	Oth. temperature gauges for motor vehic.non electrical	6,466	62,549	50,200	798,536
9025901000	Parts and accessories for electricallyoperated instruments	12,327	84,707	335,000	1,431,657
9025902000	Parts & accessories for non-electrically operated instruments	8,361	33,284	40,150	623,479
9026101000	Level gauges for motor vehicleselectrically operated	11,047	186,696	206,996	5,124,616
9026102000	Level gauges for motor vehicles notelectrically operated	9,711	119,441	118,462	1,435,265
9026103000	Oth measur/checking the flow/level ofliquids instrum.,elec.opt	38,691	366,479	3,317,948	20,856,269
9026109000	Oth measur/checking the flow/level ofliquids instrum.,not elec.op	27,740	340,379	547,598	6,598,136
9026201000	Presure gauges for motor vehicles,electrically operated	20,705	155,707	424,666	2,858,976
9026202000	Pressure gauges for motor vehicles,not electrically operated	9,943	78,126	142,804	1,129,948
9026203000	Other measuring/checking pressureinstruments, electrically operated	57,437	394,631	1,314,895	11,637,106
9026204000	Other measuring/checking pressureinstruments, not electrically operated	19,014	360,690	631,133	5,503,319
9026801000	Oth instruments/app. for measuring, electrically operated	103,025	743,433	1,427,018	13,304,389
9026802000	Oth instruments/app. for measuring,not electrically operated	18,225	502,244	375,681	5,134,265
9026901000	Parts&acc. for electrically operatedinstruments and apparatus	43,902	335,597	2,148,287	16,585,372
9026902000	Parts&acc.for nn-electrically operatedinstruments and apparatus	12,787	231,850	276,347	5,916,299
9027101000	Gas/smoke analysis apparatus,electrically operated	5,187	156,354	322,855	4,448,017
9027102000	Gas/smoke analysis apparatusnot electrically operated	629	22,278	51,500	1,649,092
9027201000	Chromatographs&elektrophoresis instrum, electrically operated	287	38,830	77,362	2,544,489
9027202000	Chromatographs&elektrophoresis instrum, not electrically operated	281	11,542	22,614	207,580
9027301000	Spectrometers,sp.photometers&sp.graphsuse optic radiat,elect'ly operated	5,131	35,812	810,546	4,473,616
9027302000	Spectrometers,sp.photometers&sp.graphsuse optic radiat,nt-elect'ly operated	4,723	27,091	237,472	1,596,591
9027501000	Oth instrum.&app.using optic radiat'ns(uv, visible, ir), electr'ly operated	14,657	101,338	1,886,207	12,574,323
9027502000	Oth instrum.&app.using optic radiat'ns(uv,visible,ir),not-elect'ly operated	853	6,395	81,044	610,126
9027801000	Exposure meters	1,284	11,185	201,004	2,089,849
9027802000	Coagulometers	1,517	12,740	238,792	1,883,520
9027803000	Other instruments and apparatuselectrically operated	10,748	114,731	836,868	6,670,038
9027804000	Other instruments and apparatusnot electrically operated	387	65,970	10,945	3,437,818
9027901000	Parts&acc.includg PCA of h 90.27,othfor gas/smoke analysis app.&microtomes	1,133	34,750	168,314	1,761,879
9027909100	Parts&acc. of gas/smoke analysis app.and microtomes, electrically operated	8,612	37,282	128,691	828,183
9027909900	Parts&acc. of gas/smoke analysis app.&microtomes,not-electrically operated	2,280	142,574	281,539	5,093,908
9028101000	Gas meters of a kind mounted in gascontainers	28,313	268,966	330,183	2,267,188
9028109000	Other gas meters of kind mountedin gas containers	28,642	206,400	141,815	1,110,964
9028201000	Totalizing water meters	80,433	934,467	675,761	4,146,074
9028209000	Other liquid meters	4,048	326,143	36,212	1,511,166
9028301000	Kilowatt hour meters	184,283	705,498	3,807,058	11,047,902
9028309000	Other electricity meters	167,317	639,434	852,147	6,084,573
9028901000	Water meter housings/bodies	0	478,694	0	9,211,266
9028909000	Oth parts&accessories of gas, liquid/electricity supply/production meters	119,313	2,458,700	1,038,178	60,006,343
9029102000	Taximeters	0	11,107	0	95,665
9029109000	Mileometers, pedometers and the like	9,798	147,624	456,881	29,587,709
9029201000	Speedometer for motor vehicles	62,540	723,854	964,930	10,074,745
9029202000	Tachometers for motor vehicles	42,618	431,142	514,887	5,255,633
9029209000	Oth speed indicators&tachometers;stroboscopes	64,443	704,333	2,371,180	19,712,943
9029901000	Parts&acc. of goods of sub h 9029.10/of stroboscopes of subheading 9029.20	18,150	500,836	258,262	7,473,140
9029902000	Parts and accessories of goods ofsubheading 9029.20	192,119	1,616,229	4,465,643	42,239,441
9030100000	Instruments & apparatus for measuring/detecting ionising radiations	907	18,624	131,982	3,797,308
9030200000	Cathode-ray oscilloscopes &cathode-ray oscillographs	7,426	35,150	132,690	1,308,244
9030310000	Multimeters without a recording device	26,922	166,746	437,285	2,382,292
9030320000	Multimeters with a recording device	4,265	43,787	167,901	948,648
9030331000	Instruments and apparatus for measuring/check voltage without a rec. device	46,705	88,513	529,371	1,914,459
9030332000	Impedance-measuring instruments andapparatus designed to provide visual	650	15,614	65,502	904,168
9030333000	Ammeters and voltmeters for motorvehicles	648	22,790	25,732	174,609
9030339000	Oth instr&app for meas'g/check.voltagecurr.resist./power,w/o record. device	34,487	349,957	356,478	3,460,964
9030390000	Other heading 90.30with a recording device	20,588	241,606	546,974	6,440,769
9030400000	Other instruments and apparatus,designed for telecommunications	3,368	11,819	3,729,969	9,804,094
9030821000	Wafer probers	523	5,582	29,495	137,889
9030829000	Oth instrum.&app.for measuring/checking semiconductor wafers/devices	3,506	83,096	346,724	5,680,434
9030841000	Instruments & app., with a recordingfor measure, check electrical quantities	1,149	10,538	317,918	1,320,679
9030849000	Oth instru. and app., with a recordingfor measure, check electrical quantities	526	17,321	28,831	574,206
9030891000	Instru.&app.s,w/o recording device forgoods other than subheading 9030.39	8,856	33,910	102,098	1,269,191
9030899000	Other instruments & apparatus,without recording device	9,601	78,728	120,180	5,178,669
9030901000	Parts&accessories including PCA ofgoods of subhead 9030.40&9030.82	1,474	42,946	300,705	6,307,962
9030902000	Parts&acc. of instrum.&app for measure/check elect'al quantities on PCB&PCAs	512	25,628	92,204	1,311,601
9030903000	Parts&acc.of optical instrum.&appl.for measuring/checking PCB/PWBs&PCAs	143	1,716	7,261	331,860
9030909000	Other parts&accessories of goods ofhead 90.30	10,379	164,755	1,021,107	9,342,845
9031101000	Machines for balancing mechanicalparts, electrically operated	50,296	604,857	437,587	13,579,305
9031102000	Machines for balancing mechanicalparts, not electrically operated	746	61,839	4,227	322,238
9031201000	Test benches, electrically operated	30,909	164,792	893,502	5,327,127
9031202000	Test benches,not electrically operated	1,571	21,346	4,654	499,631
9031410000	Oth optical instrum.&appl.for inspec.s.cond.wafers/devices/p.masks/reticles	683	16,286	28,898	946,980
9031491000	Optic' instrum&appl.for measur surfaceparticulate contamn. on s.cond. wafers	802	5,564	33,617	262,529
9031492000	Optical error verification&repair app.for PCB/PWBs and PCAs	0	7	0	647
9031493000	Optical instrum.&appl. for measuring/checking PCB/PWBs&PCAs	0	13,228	0	842,787

I.3. IMPOR MENURUT KOMODITI / IMPORT BY HS COMMODITY  
 \*\*\* NOVEMBER / NOVEMBER 2010 \*\*\*

HS	Uraian Komoditi Commodity Description	Berat Bersih / Net Weight (Kg)		Nilai / Value C.I.F (US\$)	
		Bulan ini Current Month	Kumulatif Cum.Jan. to date	Bulan ini Current Month	Kumulatif Cum.Jan. to date
9031499000	Other optical instruments and appliances for other purposes	10,592	207,786	1,193,068	9,603,887
9031801100	Cable test equipment, electrically operated	13,594	183,127	670,134	6,622,943
9031801900	Cable test equipment, not electrically operated	2,134	16,934	147,266	935,195
9031809200	Other instruments, appliances & machines of head 90.31, electrically operated	86,446	1,205,978	4,824,711	42,051,835
9031809900	Other instruments, appl. & machines of head 90.31, not electrically operated	33,123	214,353	523,756	7,098,046
9031901100	Parts & acc. incl. PCA of optical instrum. & appl. for inspecting s.cond. wafers	19,881	82,911	12,451,043	15,669,281
9031901200	Parts & acc. of optical error verific. & repair app. for PCB/PWBs & PCAs	207	1,250	1,435	28,973
9031901300	Parts & acc. of optic. microscopes fitted w/equip. for hand & trans. of s.cond wafer	0	68	0	12,989
9031901900	Parts & accessories for other electrically operated equipment	11,375	168,014	752,923	5,964,419
9031902000	Parts & accessories for non-electrically operated equipment	4,844	67,012	205,561	1,965,541
9032101000	Thermostats, electrically operated	64,434	700,448	795,292	7,942,902
9032102000	Thermostats, not electrically operated	8,857	103,224	97,108	1,307,078
9032201000	Manostats, electrically operated	1,469	16,351	105,940	732,431
9032202000	Manostats, not electrically operated	20,184	82,440	85,841	475,554
9032810000	Hydraulic/pneumatic regulating/ctrling instruments and apparatus	31,091	578,886	439,456	5,844,126
9032891000	Instru. & app. fitted with an automatic data process. mach. for controll the propel.	8,677	2,340,299	414,581	9,123,866
9032892000	Automatic instrum. & app. for controlling chem./electro-chem. solutions in PCA/PM	3,427	15,862	10,458	706,942
9032893100	Automatic regulating voltage units (stabilizers)	381,567	2,126,608	940,485	6,157,585
9032893900	Oth automatic regulating/controlling instrum. & app., electrically operated	112,070	617,064	2,384,435	20,793,324
9032899000	Oth automatic regulating/controlling instrum. & app. not electrically operated	120,395	2,196,072	3,755,150	43,044,238
9032901000	Parts and accessories of goods of subheading 9032.89.10	6	387	415	24,439
9032902000	Parts and accessories of goods of subheading 9032.89.20	0	697	0	47,369
9032903000	Parts and accessories of other goods, electrically operated	21,949	188,271	435,895	3,659,803
9032909000	Parts and accessories of other goods, not electrically operated	33,229	399,340	978,472	10,169,305
9033001000	Parts & acc. for machines, appl., instrum. of chapter 90 for elect'ly operated	60,631	319,485	2,190,105	12,519,860
9033002000	Parts & acc. for mach. appl., instrum. of chap. 90 for not electrically operated	14,607	439,123	257,589	4,772,815
9101110000	Elec'ly wrist-watches, whether/not with stop watch fac'ty, w/ mech. display only	0	5,242	0	41,584
9101190000	Elec'ly wrist-watches, whether/not with stop watch facility, with oth display	152	32,042	801	256,587
9101210000	Other wrist-watches, whether/not with stop watch fac'ty, w/ automatic winding	0	24,250	0	78,577
9101290000	Oth wrist-watches, whether/not with stop watch fac'ty, w/ non auto. winding	441	6,108	8,010	73,114
9101910000	Other wrist-watches, electrically operated	1,729	1,747	9,606	10,031
9101990000	Other wrist-watches, not electrically operated	14,696	120,735	66,454	686,128
9102110000	Elec'ly wrist-watches oth head 91.01, wh'er/not w/ stop w. fact, w/mech.dspl	5,607	38,567	432,528	2,888,623
9102120000	Elec'ly wrist-watches oth head 91.01, w/nw a s.watch fac'ty, w/ op-elec. displ	0	10,920	0	143,648
9102190000	Elec. ly wrist-watches oth h91.0, whether/not w/ stop watch fact, w/ oth display	169,145	1,496,803	478,776	5,214,194
9102210000	Oth wrist-watches oth h91.01, whether/nt with a s.watch fac'ty, w/ autom.wndg	0	124,891	0	455,412
9102290000	Oth wrist-watches oth h91.01, whether/nt w/a s.watch fac'ty, w/n. autom.wndg	42,307	504,634	473,170	3,396,474
9102911000	Stop-watches, electrically operated	375	15,859	16,048	348,860
9102919000	Other wrist-watches oth head 91.01, electrically operated	1,383	51,796	31,751	353,199
9102990000	Other wrist-watches oth head 91.02, electrically operated	69,106	484,402	174,946	1,324,119
9103100000	Clocks with watch movements, excluding clocks of h91.04., electrically operated	0	8,696	0	19,300
9103900000	Clocks with watch movements, excluding clocks of h91.04., not elec'ly operated	312	4,322	1,286	12,077
9104001000	Instrument panel clocks & clocks of asimilar type, for vehicles	4,037	39,655	346,804	3,250,893
9104003000	Instrument panel clocks & clocks of asimilar type, for vessels	0	281	0	2,586
9104009000	Instrument panel clocks & clocks of asimilar type, for spacecraft	22	332	329	2,326
9105110000	Alarm clocks, electrically operated	15,603	86,044	52,074	288,174
9105190000	Alarm clocks, not electrically operated	21,702	430,857	48,480	714,576
9105210000	Wall clocks, electrically operated	15,787	182,533	92,370	1,008,492
9105290000	Wall clocks, not electrically operated	3,445	205,605	14,333	939,149
9105910010	Marine and similar chronometers (oth. than clocks of heading 91.04)	3,271	3,554	733	14,182
9105910090	Oth. Clocks, electrically operated	11,038	36,700	40,526	203,235
9105990020	Oth. public clocks for building; clock for centralised electric clock systems	0	4	0	104
9105990090	Oth. Clocks, not electrically operated	1,633	15,796	5,591	65,494
9106100000	Time-registers; time-recorders	16,536	132,762	91,319	818,332
9106900000	Oth time record. & intervals of time appw/clock/watch move./with synchron.mtr	22,893	205,941	226,451	2,449,969
9107000000	Time switches with clock/watch movement/with synchronous motor.	12,800	122,016	192,798	1,685,879
9108110000	Watch move., comp. & assem. with mech. display only, electrically operated	0	9,741	0	64,250
9108190000	Other watch movements, complete & assembled, electrically operated	3,225	12,986	14,279	60,445
9108200000	Watch move., comp. & assem. with mech.-with automatic winding	0	604	0	18,801
9108900000	Other watch movements, complete & assembled, not electrically operated	0	2,176	0	10,939
9109110000	Clock movements of alarm clocks, compl. and assembled, electrically operated	0	28,997	0	85,300
9109190000	Clock movements of oth clocks, compl. & assembled, electrically operated	1,599	65,420	4,339	314,706
9109900000	Clock movements, complete and assembled, not electrically operated	0	23,279	0	101,781
9110110000	Complete movements, unassem./partly assem. (movement sets) of watches	4,963	59,654	88,216	523,163
9110120000	Incomplete movements, assembled of watches	0	4	0	255
9110190000	Rough movements of watches	250	3,611	1,571	19,180
9110900000	Oth. compl/incomplete movements, unassem. or assembled (movement sets) of c	231	37,571	1,190	150,522
9111200000	Watch cases of base metal, whether or not gold/silver-plated	0	2,405	0	27,140
9111800000	Other watch cases	8,968	47,452	36,540	259,795
9111900000	Parts of watch cases	0	12,868	0	38,072
9112200000	Clock cases and cases of a similar type for other goods of this chapter	2,378	28,151	7,370	78,901
9112900000	Part of clock cases & cases of a similar type for other goods of this chapter	180	1,143	2,332	15,855
9113100000	Watch straps, watch band & watch bracelet of precious mtl/ of mtl clad w/ prec.mtl	0	264	0	106,232
9113200000	Watch straps, watch bands & bracelets, of base metal, wheth/not gold/s plated	6,071	25,067	64,255	249,368
9113900000	Other watch straps, watch bands & watch bracelets	27,808	186,385	235,055	1,162,225
9114100000	Springs, including hair-springs of clock/watch	80	465	328	5,056
9114200000	Jewels of clock/watch	91	92	2,316	2,320
9114300000	Dials of clock/watch	5,685	24,289	10,266	70,501

I.3. IMPOR MENURUT KOMODITI / IMPORT BY HS COMMODITY  
 \*\*\* NOVEMBER / NOVEMBER 2010 \*\*\*

HS	Uraian Komoditi Commodity Description	Berat Bersih / Net Weight (Kg)		Nilai / Value C.I.F (US\$)	
		Bulan ini Current Month	Kumulatif Cum.Jan. to date	Bulan ini Current Month	Kumulatif Cum.Jan. to date
9114400000	Plates and bridges of clock/watch	2,578	10,624	7,630	67,421
9114900000	Other parts of clock/watch	51,902	341,372	121,895	975,378
9201100000	Upright pianos	1,640	254,587	11,499	808,394
9201200000	Grand pianos	0	84,080	0	1,001,613
9201900000	Oth pianos,including automatic pianos;harpsichords&oth keybrd string.instr.	25,882	404,780	35,266	710,392
9202100000	String musical instruments playedw/a bow	8,177	71,629	68,754	463,585
9202900000	Other string musical instrumentsplayed	11,054	150,233	75,785	1,402,710
9205100000	Brass-wind instruments	1,970	26,280	2,794	245,843
9205901000	Keyboard pipe organ; harmonium & similarkeyboard instrum with free metal ree	1,903	101,398	5,669	180,555
9205909000	Oth. keyboard pipe organs, harmoniumswith free metal reeds	71,116	500,777	149,649	1,039,841
9206000000	Percussion musical instruments(foresp, drm,xylophones,cymbals,castanets)	80,665	660,742	413,033	3,027,023
9207100000	Keyboard instruments, other thanaccordions	4,633	161,390	120,080	1,616,559
9207900000	Oth musical instruments,the sound isproduc/must be amplified,electrically	6,545	133,651	55,448	748,816
9208100000	Musical boxes	4,663	70,797	42,158	538,196
9208901000	Decoy calls, call horns &other mouthblown sound signalling instruments	748	15,768	1,047	67,696
9208909000	Oth musical instruments not fallingwithin any oth heading of this chapter	17,699	102,901	65,368	253,063
9209300000	Musical instrument strings	7,966	118,912	134,735	2,320,659
9209911000	Strung backs, keyboards and metalframes for upright pianos	160,199	1,531,285	1,405,294	11,002,028
9209919000	Other parts and accessories for pianos	592,309	6,383,066	5,036,726	46,782,658
9209920000	Parts & accessories for the musicalinstruments of heading 92.02	103,157	886,241	1,642,931	11,854,060
9209940000	Parts & accessories for the musicalinstruments of heading 92.07	116,167	1,278,325	2,068,665	18,958,357
9209990000	Parts & accessories for other musicalinstruments	70,038	635,561	3,062,622	23,099,146
9301110000	Artillery weapons (for example, guns,howitzers & mortars), self-propelled	0	61	0	2,846
9301190000	Artillery weapons(for ex.guns,howitzer& mortars), not self-propelled	618	5,076	294,616	2,491,521
9301200000	Rocket launchers;flame-throwers;grenadelaunchers; torpedo tub&sim. projectors	0	4,104	0	37,693
9301900000	Oth military weapons,o than revolvers,pistols & the arms of heading 93.07	759	17,951	518,056	22,609,563
9302000000	Revolvers and pistols, otherthan those of heading 93.03/93.04.	75	1,164	5,309	119,387
9303100000	Muzzle-loading firearms	0	192	0	9,391
9303201000	Hunting shotguns	0	1,650	0	1,480
9303209000	Oth sporting/target-shooting shotguns,including combination shotgun-rifles	0	500	0	22,973
9303309000	Oth sporting/target-shooting rifles	273	686	15,020	30,023
9303900000	Oth firearms&sim. device which operateby the firing of an explosive charge	0	20,729	0	63,198
9304001000	Air guns, not exceeding 7 kg	1	22	144	572
9304009000	Oth arms (for example,spring, air/gasguns&pistols),excl.those of head 93.07	564	3,101	23,335	61,557
9305100000	Parts and accessories of revolvers/pistols	0	88	0	155,768
9305211000	Shotgun barrels of hunting shotguns,not exceed. 7 kg	684	1,046	14,626	25,859
9305219000	Shotgun barrels of other shotguns	52	226	1,942	53,486
9305299000	Other parts and accessories of othershotguns	0	22	0	7,742
9305910000	Parts and accessories of militaryweapons of heading 93.01	11	118	1,670	57,345
9305999000	Parts and accessories of other arms	342	3,519	86,394	142,793
9306210000	Cartridges for shotgun and air gun	18,241	76,051	2,444,587	18,357,980
9306290000	Parts of cartridges, gun pellets	2,059	42,939	1,091,786	69,276,039
9306301000	Oth cartridges&parts thereof use forrevolvers & pistols of heading 93.02	0	41	0	5,587
9306302000	Cartridges for riveting/similar toolsof for captive-bolt humane killers and	0	1,272	0	47,614
9306309000	Other cartridges and parts thereof usefor other arms	0	3,341	0	273,016
9306900000	Other cartridges, missiles and similarmunitions of war & parts thereof	17,862	130,837	11,473,806	37,963,076
9401100000	Seats of a kind used for aircraft,convertible into beds	9,039	39,358	49,557	4,976,835
9401200000	Seats of a kind used for motorvehicles, converti-ble into beds	81,018	287,806	553,643	2,053,078
9401300000	Swivel seats with variable heightadjustment	342,248	3,484,287	917,912	9,917,396
9401400000	Seats other than garden seats/camping	6,403	572,543	25,765	1,632,825
9401510010	Seats of rattan	10,446	12,168	44,178	48,917
9401510090	Other seats of rattan	630	19,364	1,200	37,194
9401590000	Other seats of bamboo/rattan	1,479	19,892	3,248	37,923
9401610000	Upholstered	255,190	1,677,424	861,711	5,376,326
9401690000	Other upsholstered	121,584	1,275,415	294,798	2,515,668
9401710000	Other seats, with metal frames,upholstered	652,091	4,433,092	2,110,391	12,721,492
9401790000	Other seats, with metal frames, notupholstered	513,509	4,231,556	1,068,356	8,981,599
9401801000	Baby walkers	24,529	181,418	49,890	390,255
9401809000	Other seats	156,088	1,324,960	431,944	3,464,001
9401901010	Parts of aircraft seats of plastics	8	37,461	685	109,606
9401901090	Oth parts of aircraft seats of plastics	8,681	62,723	23,643	187,516
9401902000	Parts of baby walkers	0	8,811	0	14,706
9401909100	Parts of seats of goods of subheading9401.20.00/9401.30.00	555,919	4,529,874	4,423,961	37,421,839
9401909910	Oth.of goods of subheading of plastic9401.20/9401.30	151,428	766,447	213,942	1,122,382
9401909990	Oth.of goods of subheading9401.20/9401.30	606,487	5,867,534	3,042,629	31,258,607
9402101000	Dentists' chairs	39,736	329,633	360,345	2,768,002
9402103000	Barbers' and hairdressers' chairs andparts	10,811	203,491	20,661	674,544
9402109000	Other dentists, hairdressers & barberschairs and part thereof	16,321	65,032	86,189	350,023
9402901000	Furntr.designed for medical,surgical/veterinary surg.purp.&parts thereof	30,383	188,278	185,646	1,336,667
9402909000	Oth. furntr.design for medical,surgical/veterinary surg.purp.&parts thereof	128,443	665,252	1,656,244	7,119,663
9403100000	Mtl furniture of a kind used in office	383,228	2,107,936	691,811	3,687,580
9403200000	Other metal furniture	773,914	10,084,566	1,515,564	17,301,030
9403300000	Wooden furniture of a kind usedin offices	540,768	3,915,326	672,891	4,926,791
9403400000	Wooden furniture of a kind usedin the kitchen	106,927	798,203	172,417	1,287,927
9403500000	Wooden furniture of a kind usedin the bedroom	994,299	6,778,318	1,419,833	10,025,511
9403600000	Other wooden furniture	1,634,451	11,669,866	1,991,741	15,675,187
9403700000	Furniture of plastics	102,018	910,277	221,835	2,108,735
9403810010	Bedroom, dining room/living room sets ofrattan	288	8,561	889	11,495

I.3. IMPOR MENURUT KOMODITI / IMPORT BY HS COMMODITY  
 \*\*\* NOVEMBER / NOVEMBER 2010 \*\*\*

HS	Uraian Komoditi Commodity Description	Berat Bersih / Net Weight (Kg)		Nilai / Value C.I.F (US\$)	
		Bulan ini Current Month	Kumulatif Cum.Jan. to date	Bulan ini Current Month	Kumulatif Cum.Jan. to date
9403810020	Bedroom, dining room/living room sets of other materials	48,364	219,555	60,952	307,087
9403810030	Furnt. of plas. of kind used in parksgardens/ vestibules	354	25,136	340	27,935
9403810040	Fume cupboards for use in medical laboratories	0	2,857	0	30,707
9403810090	Other furniture of bamboo or rattan	40	144,608	1,202	305,616
9403890010	Bedroom, dining room/living roomsets of other materials	150,963	775,354	185,005	866,551
9403890020	Oth furniture of a kind used in parks,garden/ vestibules	39,179	155,091	20,353	111,583
9403890030	Fume cupboards for use in medical lab.of cane,osier,bamboo/similar materials	1,034	8,648	7,682	296,854
9403890090	Other furniture	186,457	1,547,609	430,068	3,054,056
9403900000	Parts of other furniture	472,634	3,898,458	1,170,825	8,434,463
9404100000	Mattress supports	29,823	294,888	95,150	713,042
9404210000	Mattresses of cell. rubber/plastics,whether/not covered	26,099	237,270	102,052	1,058,144
9404291000	Mattress springs of other materials	54,659	400,839	211,056	1,402,367
9404299000	Other mattress of other materials	147,560	1,129,170	221,497	1,182,054
9404300000	Sleeping bags	3,546	22,894	22,945	133,311
9404901000	Quilts, bedspreads and mattressprotectors	10,145	104,981	90,697	821,627
9404909000	Other articles of bedding and similarfurnishing	61,478	422,016	403,398	2,155,851
9405102000	Surgical lamps of ceiling/walllighting fittings	180	6,336	6,286	143,252
9405103000	Spotlights of ceiling/wall lightingfittings	208,492	1,381,896	1,209,573	6,603,266
9405109000	Oth chandeliers&oth elec ceiling/walllight.fittng,exc.of apubic spac.light	344,331	2,783,438	1,911,670	15,469,631
9405201000	Surgical lamps of electric table,desk,bedside/floor-standing lamps	948	6,025	62,183	328,585
9405209010	Elect. table of spotlights	24,278	99,121	92,380	340,742
9405209090	Oth. elect. table, desk	165,633	1,986,162	516,150	7,088,619
9405300000	Lighting sets of a kind used forchristmas trees	3,396	122,378	15,629	351,169
9405401000	Surgical lamps, incl. operat lights;pilot lamp assem for elec.-thermic dom	427	10,011	630	125,011
9405402000	Searchlights	892	39,203	7,239	226,186
9405404000	Oth. electr. lamps of spotlights	57,434	558,202	389,534	3,596,865
9405405000	Street lamps/lanterns	131,974	386,290	802,279	2,954,170
9405406000	Other exterior lighting, other thanstreet lamps/lanterns	78,186	213,003	452,857	1,692,548
9405407000	Non-flashing aerodrome beacons;lampsfor railwayloc.aircraft,ships ofbs mtl	11,886	55,309	154,602	1,167,914
9405408000	Pilot lamp assemblies for electrodomestic appliances of heading 85.16	1,040	14,860	1,287	83,462
9405409010	Fibreoptic operation headlights	0	4,574	0	24,521
9405409090	Oth electric lamps,including oth eleclamps&lighting fittings of wood	159,098	1,395,765	1,102,609	8,752,614
9405501100	Non elect. lamps&flighting fittings -of brass, for religius rites	62	1,415	160	5,434
9405501900	Oth. non elect. lamps&flighting fittings	17,884	193,836	24,215	305,129
9405504010	Hurricane lamps of base metal	385	193,388	490	180,690
9405504090	Other hurricane lamps	3,227	283,457	4,680	249,300
9405509011	Oil lamps of brass, used for relig.rites	349	26,844	1,920	107,957
9405509013	Oil lamps of plast, stone, ceramic,-glass	10,491	11,900	45,913	48,408
9405509019	Other oil lamp of plastic	0	715	0	5,321
9405509020	Miners lamps and quarrymens lamps	0	5,313	0	115,275
9405509090	Other miners lamps & quarrymenslamps	431	40,609	4,569	220,706
9405601000	Property protection warning signs,street name plates,road&traffic signs	13,258	71,763	81,989	564,355
9405609010	Property protection warning signs,of stone/ceramic	0	103	0	10,678
9405609090	Other property protection warningsigns	32,408	275,403	163,872	1,446,994
9405911000	Parts of glass for surgical lamps	0	141	0	20,551
9405912000	Parts of glass for spotlights	403	2,086	335	11,536
9405914000	Glass globes and chimneys for otherlamps	13,487	38,233	22,204	90,211
9405919000	Parts of glass of other lamps	22,072	307,000	108,283	948,261
9405922000	Parts of plastics for spotlights	0	10,832	0	7,026
9405929000	Parts of plastics for other lamps	239,379	2,020,302	774,436	5,908,629
9405991000	Lampshades of textile materials	10,766	18,837	51,331	95,613
9405999010	Frames for miners/quarrymenslamps	2,740	22,518	6,420	83,547
9405999090	Other, for the miners lamps, surgical	125,445	1,406,658	388,119	3,914,096
9406001000	Greenhouses fitted with mechanical/thermal equipment	14,575	248,790	8,248	557,139
9406009200	Other prefabricated buildings of wood	18,448	119,592	35,112	1,052,341
9406009400	Other prefabricated buildingsof iron/steel	454,521	4,413,216	919,598	11,893,883
9406009900	Other prefabricated buildings of othermaterials	498,482	5,055,403	1,125,820	12,035,666
9503001000	Tricycles, scooters, pedal cars andsimilar wheeled toys; dolls carriages	183,356	1,770,162	465,925	4,212,297
9503002100	Dolls, whether/not dressed	45,916	560,966	308,831	2,327,539
9503002200	Garments and garments accessories;footwear and headgear	5,113	80,045	88,661	795,703
9503002900	Other garments and garm. accessories;footwear and headgear	34,377	301,524	520,594	4,406,502
9503003000	Electric trains, includ tracks, signalsand other accessories therefor	12,185	376,790	51,482	1,616,884
9503004100	Model aircraft assembly kits	181	5,290	3,209	32,456
9503004900	Other model aircraft assembly kits	126,345	1,120,020	838,480	8,093,336
9503005000	Other construction sets&constructionaltoys, of materials other than plastics	459	9,387	2,045	56,693
9503006000	Stuffed toys representing animals/non-human creatures, puzzles	32,485	207,656	248,240	1,080,542
9503007100	Toys of jigsaw/picture puzzles	5,898	137,079	15,206	419,426
9503007900	Other toys of jigsaw/picture puzzles	196,036	582,978	483,925	1,708,233
9503009100	Numerical, alphabetical/animalblock/cut-outs; word builder sets;	12,303	147,890	58,792	633,106
9503009200	Skipping ropes	46	4,952	166	25,184
9503009300	Marbles	25,979	1,606,794	8,601	410,815
9503009900	Other of goods of sub heading95.03.00.9	2,128,220	15,434,640	5,501,985	43,869,101
9504100000	Video games of a kind used with atelevision receiver	239,515	1,398,351	881,370	5,181,070
9504202000	Tables for billiards of all kinds	463	25,500	520	35,578
9504209000	Other articles and accessories forbilliards	11,092	249,846	15,742	387,753
9504300000	Oth games, operated by coins, banknotesbank cards, tokens/by other means	174,392	1,208,629	665,574	6,604,610
9504400000	Playing cards	192,763	1,844,590	180,567	1,875,988
9504901000	Bowling requisites of all kind	21,996	30,758	61,534	75,312

I.3. IMPOR MENURUT KOMODITI / IMPORT BY HS COMMODITY  
 \*\*\* NOVEMBER / NOVEMBER 2010 \*\*\*

HS	Uraian Komoditi Commodity Description	Berat Bersih / Net Weight (Kg)		Nilai / Value C.I.F (US\$)	
		Bulan ini Current Month	Kumulatif Cum.Jan. to date	Bulan ini Current Month	Kumulatif Cum.Jan. to date
9504902000	Darts and parts and accesories of darts	328	3,359	1,032	19,718
9504903900	Other tables designed for use withcasino games	0	5,510	0	16,356
9504909100	Tables designed for games	0	5,392	0	13,200
9504909900	Other tables designed for games	93,793	386,826	229,540	1,142,797
9505100000	Articles for christmas festivities	85,583	594,093	381,737	2,276,415
9505900000	Festive,carnival/oth entertn.articlesincl conjuring tricks & novelty jokes	87,579	505,870	275,178	1,721,897
9506110000	Skis of snow-skis	0	1	0	1
9506120000	Ski-fastenings (ski-bindings)	0	31	0	923
9506190000	Other snow-ski equipment	21,282	81,728	75,212	278,879
9506210000	Sailboards	0	2,768	0	36,208
9506290000	Other water-skis, surf-boards,sailboards& oth water-sport equipment	15,279	162,988	45,176	1,230,570
9506310000	Clubs for golf, complete	6,192	67,800	28,995	333,022
9506320000	Balls for golf	2,922	48,169	23,552	221,362
9506390000	Other golf equipment	9,266	56,529	77,217	497,961
9506401000	Tables tennis	17,412	206,945	19,711	440,368
9506409000	Oth articles & equip for table-tennis	26,094	255,942	126,096	640,661
9506510000	Art. & equip. for lawn tennis racketswhether/not strung	8,236	67,174	97,620	1,162,723
9506590000	Oth. art.&equip. for lawn tennis rackets	55,489	969,014	194,958	2,948,996
9506610000	Lawn-tennis balls	1,818	40,960	1,278	155,208
9506620000	Inflatable balls	32,963	398,563	151,782	2,309,452
9506690000	Other balls, other than golf balls &table-tennis balls	18,806	210,248	43,911	660,451
9506700000	Ice skates and roller skates, incl.skating boots with skates attached	12,627	124,211	75,775	495,466
9506910000	Artic.&equip. for general physicsexercise, gymnastics/athletics	492,530	6,203,328	2,090,450	21,990,379
9506992000	Bows and arrows for archery;crossbows	8	183	327	4,126
9506993000	Nets, cricket pads, shinguards andsimilar articles	433	134,732	2,455	640,086
9506995010	Shuttlecocks	2,131	43,493	109,135	389,176
9506995090	Other articles and equipment for sportbut badminton	19,879	222,974	105,248	795,650
9506999000	Oth articles&equipment for oth sports;swimming pools&paddling pools	7,928	158,395	34,476	645,247
9507100000	Fishing rods	76,219	554,027	240,988	3,498,854
9507200000	Fish-hooks, whether/not snelled	55,567	451,941	146,965	1,750,881
9507300000	Fishing reels	69,117	378,913	175,879	1,066,804
9507900000	Other fishing rods, hooks,/reels	10,139	209,670	23,635	14,848,688
9508100000	Travelling circuses and travellingmenageries	0	8,371	0	130,230
9508900000	Roundabouts,swings,shooting galleries&oth fairgrnd amus.; trave. theatres	118,853	796,573	255,110	4,264,811
9601100000	Worked ivory and articles of ivory	0	2,959	0	44,353
9601901000	Worked mother-of pearl/tortoise-shell & articles of the foregoing	0	11,255	0	238,103
9601909000	Other worked mother-of pearl/tortoise-shell & articles of the foregoing	0	3,041	0	2,114
9602001000	Gelatin capsules for pharmaceuticalproducts	2,607	50,634	69,596	1,504,445
9602002000	Cigar/cigarette cases, tobacco jars andhousehold ornamental articles	143	21,799	470	46,227
9602009000	Oth worked veget./minrl carving matrl&artic.ofthese matrls;ofwax,stearin,gum	1,667	59,571	3,931	267,191
9603101000	Brushes consisting of twigs/othersvegetable material bound together	20,990	872,332	123,610	1,669,065
9603102000	Brooms consisting of twigs/othersvegetable material bound together	81,206	782,146	108,324	1,186,708
9603210000	Tooth brushes, including dental-platebrushes	155,163	1,529,624	1,384,878	13,620,670
9603290000	Shaving brushes, hair brush, nail brush, eyelash o. toilet brush for use on men	21,102	321,983	97,663	1,282,306
9603300000	Artists' brushes, writing brush&similarbrushes for the applic.of cosmetics	26,069	250,665	173,989	1,900,679
9603400000	Paint, distemper, varnish/similarbrushes ; paint pads and rollers	336,662	3,424,888	537,504	4,906,797
9603500000	Other brushes substituting parts ofmachines, appliances/vehicles	34,619	439,026	192,358	2,710,532
9603901000	Prepared knots and tufts forbroom/brush making	25	33,680	408	137,267
9603902000	Hand-operated mechanical floorsweepers, not motorised	52,968	235,133	131,088	684,074
9603904000	Other brushes	266,157	1,368,933	343,849	2,126,250
9603909200	Parts for goods of subheading 9603.90.20	9,210	71,797	14,001	113,758
9603909900	Parts for goods of oth than subheading9603.90.10	228,261	1,558,243	621,590	5,427,076
9604001000	Hand sieves and hand riddles of metal	25	13,103	7,533	70,275
9604009000	Hand sieves and hand riddles of othermaterial	306	23,651	4,084	111,531
9605001000	Travel sets for personal toilet	3,755	57,428	7,313	423,606
9605009000	Travel sets for sewing/shoe/clothes cleaning	2,355	116,402	10,641	472,608
9606100000	Press-fasteners, snap-fasteners andpress-studs and parts therefor	40,731	520,553	749,595	8,505,886
9606210000	Buttons of plastics, not covered withtextile	241,028	2,070,271	3,644,218	26,218,589
9606220000	Buttons of base metal, not coveredwith textil	134,180	1,282,604	2,348,615	17,982,963
9606290000	Buttons of other material	127,307	1,135,570	1,166,159	8,302,673
9606300000	Button moulds&other parts of buttons;button blanks	19,710	152,500	186,592	1,576,295
9607110000	Slide fasteners fitted with chainscoops of base metal	109,324	1,283,521	1,195,069	15,428,918
9607190000	Other slide fasteners	283,813	3,203,020	3,559,301	35,437,858
9607200000	Parts of slide fasteners	529,092	4,546,472	1,646,752	19,659,247
9608101000	Ball point pens of plastics	22,919	537,242	83,612	1,749,003
9608109000	Oth. ball point pens of plastics	127,742	1,003,713	462,582	3,493,188
9608200000	Felt tipped & other porous-tipped pens& markers	121,595	818,085	642,165	3,205,492
9608310000	Indian ink drawing pens	0	163	0	1,650
9608391000	Fountain pens	3,899	247,884	10,603	317,065
9608399000	Oth. indian ink drawing pens	14,792	340,617	52,776	913,421
9608400000	Propelling/sliding pencils	8,218	163,405	17,101	581,093
9608500000	Sets of articles from two/more of theforegoing subheadings	121,604	854,471	596,855	2,732,303
9608601000	Refills for ball point pens of plasticscomprising the ball point&ink reservoir	3,030	23,473	36,608	282,870
9608609000	Oth. refills for ball point pens of plstcomprising the ball point&ink reservoir	24,597	180,802	122,307	1,441,545
9608911000	Pen nibs and nib points of goldor gold plated	0	392	0	292
9608919000	Pen nibs and nib points of othermaterial	12,329	133,981	478,516	5,355,431
9608991000	Duplicating stylos	1,272	21,414	842	51,727
9608999000	Penholders,pencil-holders&similarholder parts of the foregoing articles	45,363	629,210	653,139	7,010,653

I.3. IMPOR MENURUT KOMODITI / IMPORT BY HS COMMODITY  
 \*\*\* NOVEMBER / NOVEMBER 2010 \*\*\*

HS	Uraian Komoditi Commodity Description	Berat Bersih / Net Weight (Kg)		Nilai / Value C.I.F (US\$)	
		Bulan ini Current Month	Kumulatif Cum.Jan. to date	Bulan ini Current Month	Kumulatif Cum.Jan. to date
9609101000	Black pencils	87,584	1,444,014	235,697	3,262,315
9609109000	Crayons & other pencils with leadsencased in a rigid sheath	90,616	860,765	185,018	1,501,821
9609200000	Pencil leads, black/colored	61,112	810,928	395,765	5,989,181
9609901000	Slate pencils for school slates	0	2,706	0	9,058
9609903000	Pencils & crayons other than those of subheading 9609.10.00	1,297	140,562	3,845	373,110
9609909000	Pastels, drawing charcoals, tailors'chalks	53,675	1,033,172	154,940	2,159,677
9610001000	School slates	701	86,547	922	79,133
9610009000	Oth slates&boards,with writing/drawingsurf'es,whethr/not framed for o.school	3,763	150,338	11,349	730,998
9611000000	Date, seal,numbering stamps &the like hands operate	33,218	361,825	201,297	2,787,073
9612101000	Ribbons of textile fabric	15,441	175,184	56,169	1,550,067
9612109000	Ribbons of other materials	106,232	1,169,620	1,816,948	14,531,052
9612200000	Ink-pads	13,354	48,553	16,088	203,992
9613101000	Pocket lighters, gas fuelled,non-refillable of plastics	260,626	4,597,089	611,176	6,984,364
9613109000	Oth. pocket lighters, gas fuelled,non-refillable	149,568	1,972,600	198,139	2,370,751
9613201000	Pocket lighters, gas fuelled,refillable of plastics	22,693	960,116	14,675	1,106,594
9613209000	Oth. pocket lighters, gas fuelled,refillable	631,267	1,670,090	1,721,644	4,199,881
9613801000	Piezo-elect lighters for stoves&ranges	7,539	78,027	7,604	191,298
9613802000	Cigarette lighters/table lighter ofplastics	0	749	0	3,089
9613803000	Cigarette lighters/table lighters, oththan of plastics	9,861	82,969	5,497	669,927
9613809000	Other lighters	8,227	144,067	135,994	978,173
9613901000	Parts of refilled cartridge/other receptacles	53	26,112	4,932	62,789
9613909000	Other parts of lightersother than flints and wicks	46,555	493,949	503,318	5,129,943
9614009000	Oth smoking pipes, cigar.cigaetterholders and parts thereof	881	10,888	8,336	81,409
9615111000	Hair slides and the likeof hard rubbers/plastics	143,262	1,192,032	347,253	2,782,512
9615119000	Combs of hard rubbers/plastics	176,852	1,964,847	462,386	4,584,750
9615191000	Hair slides and the like of materialother than hard rubbers/plastics	33,946	203,977	154,290	968,966
9615199000	Combs of material other than hardrubbers/plastics	180,808	1,168,920	420,504	2,605,112
9615901100	Decorative hair pins of aluminium	134	910	2,803	8,928
9615901200	Decorative hair pins of iron/steel	2,318	9,028	9,378	54,316
9615901900	Oth. decorative hair pins	8,018	95,668	27,181	224,108
9615902000	Parts of decorative hair pins	382	4,323	543	6,235
9615909100	Parts decorative hair pins of aluminium	3,951	32,217	21,183	136,299
9615909200	Parts decorative hair pins of iron/steel	41	17,416	99	35,275
9615909900	Oth. parts of decorative hair pins	3,071	53,571	11,733	208,471
9616101000	Sprays of scent and similar toiletsprays	115,484	887,968	667,475	6,719,148
9616102000	Mounts and heads of the sprays	178,729	1,278,075	752,441	5,830,162
9616200000	Powder-puffs&pads for the applicationof cosmetics/toilet preparations	21,655	234,589	328,323	3,587,961
9617001000	Vacuum flasks and other vacuumvessels	132,834	1,196,932	458,759	3,014,130
9617002000	Parts of vacuum flasks & oth vacuumvessels other than glass inners	2,064	21,068	25,861	128,584
9618000000	Tailor' dummies & oth lay figrs;auto-&oth displ.used for shop window dressing	28,909	178,196	165,170	1,169,155
9701100000	Paintings, drawings and pastels	11,403	142,438	39,342	1,441,690
9701901000	Colleges & similar decorative plaquesof cut flower bud,foli/oth part of plant	66	6,241	89	9,192
9701902000	Colleges & similar decorative plaquesof natural corks	0	1,005	0	11,353
9701909000	Colleges & similar decorative plaquesother than of natural cork	4,707	77,063	14,701	487,143
9702000000	Original engravings, prints andlithographs	2,845	28,934	2,784	201,779
9703000000	Original sculptures and statuary, inany material	42,163	523,990	120,940	595,810
9704009000	Postal stationary other than postageor revenue stamps	0	415	0	54,153
9705000010	Collection and collectors pieces ofzoological interest	0	20,626	0	151,845
9705000090	Collection and collectors pieces ofoth than zoologic/archaeologic interest	0	42	0	5,211
9706000000	Antiques of an age exceeding onehundred years	1,878	53,394	14,682	174,286
9801101000	Sedan of head 8703 with cylinder cap <1500 cc, incompletely knocked down	37,516	287,597	273,241	5,891,037
9801102000	Oth vhcl of head 8703 with (4x2) systemincompletely knocked down, for person	3,722,739	41,308,337	45,510,889	383,606,639
9801201000	Vhcls of head 8704 with gross weight<=5 ton, incompletely knocked down	909,966	8,013,029	12,634,591	90,500,191
9801202000	Vhcls of head 8704 with 5 ton < grossweight <= 24 ton, incmpltly knocked down	4,682,992	52,262,113	53,175,922	560,719,720
9801203000	Vhcls of head 8704 with gross weight>24 ton,incmpltly knocked down,for good	1,919,978	34,600,082	23,961,454	359,440,712
9801301000	Vhcls of head 8702 with gross weight<=5 ton, incompletely knocked down	0	103,336	0	525,997
9801302000	Vhcls of head 8702 with 5 tons < grosweight <= 24 ton, incmpltly knocked down	437,239	4,987,245	4,330,281	45,396,790
9801303000	Vhcls of head 8702 with gross weight> 24 tons, incompletely knocked down	0	315	0	5,641
9802100000	Rotary internal/spark-ignition combustcomprsn-ignition pist engine, of inckd	237,907	1,285,622	5,098,866	25,444,529
9802200000	Gear boxes, of incomplete knocked downvehicles	97,835	1,015,048	2,913,419	17,262,506
9802300000	Drive-axles, of incomplete knocked downvehicles	467,225	5,763,973	2,558,391	34,714,932
TOTAL IMPORT		10,544,653,530	99,893,622,851	13,007,603,335	#####



I.4. IMPOR MENURUT NEGARA ASAL / IMPORT BY COUNTRY OF ORIGIN  
 \*\*\* NOVEMBER / NOVEMBER 2010 \*\*\*

Country Code	Negara Asal Country of origin	Berat bersih / Net weight (Kg)		Nilai / Value C.I.F (US \$)	
		Bulan ini Current month	Kumulatif Cum. Jan. to date	Bulan ini Current month	Kumulatif Cum. Jan. to date
111	JP Japan	314,680,337	3,647,769,939	1,505,429,734	15,374,876,238
112	HK Hong Kong	20,767,277	196,057,875	203,486,623	1,670,825,327
113	KP Korea, Democratic People's Republic	42,885	10,674,713	77,761	7,660,198
114	KR Korea, Republic Of	482,451,610	4,916,833,833	788,166,469	7,039,181,566
115	TW Taiwan	130,840,377	1,611,944,456	286,936,337	2,936,900,913
116	CN China	858,212,826	9,559,593,885	1,814,757,349	18,412,491,322
117	MN Mongolia	0	780	0	28,459
118	MO Macau	546,337	2,443,354	854,951	8,632,606
120	PG Papua New Guinea	275,632	19,299,553	745,474	22,400,462
121	TH Thailand	358,568,371	4,636,077,821	650,685,270	6,846,357,837
122	SG Singapore	1,457,337,709	16,148,938,464	1,746,747,465	18,383,636,824
123	PH Philippines	24,166,303	306,606,210	57,198,440	657,295,002
124	MY Malaysia	1,499,951,808	10,248,906,370	1,114,084,478	7,818,244,031
125	MM Myanmar (form. Burma)	2,393,775	36,001,671	2,029,590	29,640,175
126	KH Cambodia	14,971	2,204,511	247,256	4,167,703
127	BN Brunei Darussalam	78,639,302	1,025,678,441	49,816,743	611,265,478
128	LA Lao People's Democratic Republic	245	327,223	1,822	332,450
129	NP Nepal	76	19,486	2,391	59,459
130	BT Bhutan	0	99	0	86,700
131	VN Viet Nam	249,913,508	696,686,406	197,614,146	924,257,818
132	MV Maldives	127	127	1,075	1,075
133	IN India	352,147,448	2,795,609,794	355,928,675	2,924,504,731
134	PK Pakistan	5,100,356	61,940,176	12,452,018	87,347,936
135	BD Bangladesh	787,717	25,550,289	1,221,550	34,417,012
136	LK Sri Lanka	19,971,265	155,338,175	9,385,429	70,925,077
137	AF Afghanistan	0	8	0	535
138	ID Indonesia	1,921,925	29,148,443	31,268,199	118,230,653
141	IQ Iraq	50,030	1,322,630	24,014	866,905
142	IR Iran (Islamic Republic Of)	124,971,951	688,958,860	90,521,483	525,849,971
143	SA Saudi Arabia	655,714,238	6,169,502,746	416,186,999	3,880,596,080
144	IL Israel	8,781	354,431	481,899	9,590,826
145	KW Kuwait	189,323,831	1,729,399,391	135,044,924	1,177,263,069
146	JO Jordan	1,909,503	420,819,446	883,755	82,857,761
148	LB Lebanon	216,793	3,968,987	1,058,521	57,561,537
149	PN Palestina	3,388,000	3,388,207	3,324,000	3,332,895
151	YE Yemen	332,145	746,821	831,514	3,186,721
152	OM Oman	2,203,660	142,336,543	4,680,355	184,693,931
153	SY Syria Arab Republic	229,250	2,826,895	815,524	6,665,221
154	TR Turkey	79,703,904	558,170,585	34,663,013	272,428,889
155	AE United Arab Emirates	17,535,001	610,755,830	19,838,201	421,865,396
156	QA Qatar	115,701,571	507,900,264	82,884,425	405,692,173
157	BH Bahrain	1,916,756	183,944,535	4,555,794	88,075,761
158	CY Cyprus	160,616	7,350,345	67,076	8,173,409
159	OD Oth.west Asia	1	1	61	61
211	EG Egypt	133,091,592	991,317,205	17,834,460	171,724,612
212	LY Libyan Arab Jamahiriya	0	6,130	0	272,520
213	MA Morocco	14,071	68,041,786	673,595	41,337,856
214	TN Tunisia	415,600	21,552,743	579,363	14,281,795
215	DZ Algeria	126,359,590	253,992,890	92,012,934	173,961,607
216	SD Sudan	19,430	165,523,570	132,716	103,578,414
217	ER Eritrea	0	17,552	0	115,581
219	NA Namibia	619,500	3,925,350	251,219	6,705,866
220	EH Western Sahara	0	7	0	1,821
221	ET Ethiopia	531,275	2,674,426	624,559	3,791,718
222	TZ Tanzania, United Republic Of	2,901,126	22,055,279	5,968,322	33,645,073
223	MG Madagascar	443,231	2,781,193	202,732	5,794,532
224	SO Somalia	0	31,705	0	75,466
225	KE Kenya	552,657	28,349,968	944,867	21,854,631
226	RE Reunion	0	391,841	0	74,058
227	MZ Mozambique	2,367,098	21,295,728	4,053,139	21,551,827
228	BW Botswana	16	108	222	2,465
229	GQ Equatorial Guinea	0	2	0	12
230	TG Togo	758,995	4,545,927	258,059	6,747,777
231	GH Ghana	527,267	9,671,532	858,343	32,249,188
232	LR Liberia	1,851,535	7,212,661	768,387	7,005,101
233	GN Guinea	406,850	542,886	178,678	250,063
234	AO Angola	921,558	4,023,652	317,153	3,194,489
235	CG Congo	233,799	587,547	221,775	509,976
236	CM Cameroon	120,388	7,341,863	179,332	16,283,249
237	NG Nigeria	130,025,327	1,362,187,048	85,697,190	839,515,580
238	SL Sierra Leone	1,223,570	2,779,285	557,345	1,181,577
239	GA Gabon	14,552	213,825	13,884	228,448
240	CI Cote D'ivoire	269,274	18,736,330	896,198	42,447,453
241	SN Senegal	1,424,731	4,687,073	560,301	2,298,423
242	MR Mauritania	0	1,498,993	0	650,358
243	ML Mali	200,472	11,467,006	429,864	20,683,226
244	BJ Benin	468,760	16,371,940	617,518	25,338,010

I.4. IMPOR MENURUT NEGARA ASAL / IMPORT BY COUNTRY OF ORIGIN  
 \*\*\* NOVEMBER / NOVEMBER 2010 \*\*\*

Country Code	Negara Asal Country of origin	Berat bersih / Net weight (Kg)		Nilai / Value C.I.F (US \$)	
		Bulan ini Current month	Kumulatif Cum. Jan. to date	Bulan ini Current month	Kumulatif Cum. Jan. to date
245	BF Burkina Faso	75,536	29,644,562	171,523	53,243,167
246	GW Guinea Bissau	0	1	0	3
247	GM Gambia	330,670	1,803,309	130,287	788,162
248	VI U.s. Virgin Islands	481	120,139	6,618	626,613
249	SC Seychelles	0	47,384	0	568,682
251	UG Uganda	253,379	4,276,477	663,874	9,002,406
252	CF Central African Republic	0	3,744,527	0	6,924,235
253	NE Niger	32,550	79,804	138,092	591,453
254	TD Chad	0	1,566,506	0	2,735,655
255	DJ Djibouti	0	60,825	0	21,897
256	SH Saint Helena	3	88,182	25	405,895
257	ST Sao Tome And Principe	1	74	2	8,889
260	SZ Swaziland	40,587	956,704	226,563	6,418,833
261	ZA South Africa	33,854,438	521,905,148	35,499,485	473,254,668
262	ZW Zimbabwe	819,838	6,951,995	2,065,508	19,189,013
263	ZM Zambia	260,824	1,852,179	759,937	3,414,606
264	MW Malawi	119,053	6,308,587	213,424	9,679,853
265	KM Comoros	0	220,070	0	102,552
266	BI Burundi	1	93,112	246	140,871
267	MU Mauritius	306,987	934,624	220,574	1,099,543
268	RW Rwanda	0	31	0	661
298	VG Virgin Islands (british)	71,739	787,078	500,541	15,206,174
311	AU Australia	667,334,287	6,757,854,258	400,845,049	3,696,523,257
312	NZ New Zealand	38,881,084	527,199,285	57,585,544	673,539,040
318	FM Micronesia, Federated States Of	201	1,882	698	6,752
319	GU Guam	0	7	0	208
321	NR Nauru	0	590	0	41,974
322	NC New Caledonia	19,475	60,028	292,047	449,518
323	NU Niue	0	2	0	62
325	VC Saint Vincent And The Grenadines	73,599	73,599	271,941	271,941
326	VU Vanuatu	0	332,485	0	1,188,798
328	IO British Indian Ocean Territory	398	6,326	5,230	59,928
329	ON Oth.oceania	0	193,020	0	332,946
331	AS American Samoa	532,036	6,556,988	539,783	6,258,474
332	CK Cook Islands	0	232,814	0	712,979
333	FJ Fiji	407,321	2,357,299	150,390	1,044,229
334	KI Kiribati	0	4,008,970	0	3,040,271
335	MH Marshall Islands	0	10,770,100	0	25,562,809
336	WS Samoa	0	22,578	0	91,939
337	SB Solomon Islands	75,000	6,880,354	243,547	10,282,604
338	TO Tonga	0	99,992	0	200,052
339	TV Tuvalu	0	1,376,998	0	1,071,655
340	CX Christmas Islands	0	17,280	0	217,876
341	UM United States Minor Outlying Island	0	6	0	970
342	CC Cocos (keeling) Islands	0	2,404	0	11,058
343	TK Tokelau	0	3,027	0	24,551
391	TL East Timor	10,500	888,123	1,645	625,608
411	US United States	434,227,224	5,461,252,370	720,366,265	8,626,115,270
412	CA Canada	127,518,664	1,740,575,945	78,810,970	964,343,026
421	MX Mexico	2,260,433	59,480,997	24,870,798	176,879,694
422	GT Guatemala	0	128,842	0	190,667
423	HN Honduras	608	418,394	10,829	219,944
424	NI Nicaragua	0	53,209	0	178,874
425	PA Panama	98,053	27,043,399	1,006,041	43,186,354
426	CU Cuba	42	10,326	86,352	836,322
427	CB Curacao	16	10,203	2,344	37,977
428	SR Suriname	176	200,650	7,613	112,460
431	CL Chile	164,822,526	1,230,036,517	49,473,513	302,248,014
432	VE Venezuela	3,467	230,633	114,031	783,523
433	AR Argentina	273,954,809	2,307,169,166	110,208,277	820,522,849
434	BR Brazil	620,031,371	2,803,225,943	319,027,676	1,414,898,889
435	CO Colombia	870,858	19,618,347	2,172,667	29,331,307
436	BO Bolivia	0	741,483	0	471,701
437	UY Uruguay	1,103,441	9,048,556	923,335	7,621,932
438	PY Paraguay	46,942	9,606,170	58,208	7,303,824
441	EC Ecuador	29,608	830,870	271,093	2,336,292
442	PE Peru	5,414,956	19,053,206	8,063,735	28,530,320
443	GY Guyana	0	611,399	0	436,967
444	TT Trinidad And Tobago	100,520	100,076,749	22,617	27,472,089
445	BS Bahamas	12,066,717	13,303,208	14,295,957	17,098,633
446	JM Jamaica	475,866	1,211,405	163,251	500,920
447	PR Puerto Rico	1,457,275	1,863,832	1,216,456	13,015,133
448	BZ Belize	90,655	251,533	165,383	272,955
449	DO Dominican Republic	316,904	942,068	216,861	802,588
450	SV El Salvador	1,061	66,994	30,779	88,519
451	CR Costa Rica	11,725	2,168,288	572,094	8,562,198
452	HT Haiti	109,390	927,559	36,616	353,866

I.4. IMPOR MENURUT NEGARA ASAL / IMPORT BY COUNTRY OF ORIGIN  
 \*\*\* NOVEMBER / NOVEMBER 2010 \*\*\*

Country Code	Negara Asal Country of origin	Berat bersih / Net weight (Kg)		Nilai / Value C.I.F (US \$)	
		Bulan ini Current month	Kumulatif Cum. Jan. to date	Bulan ini Current month	Kumulatif Cum. Jan. to date
453	BB Barbados	0	238,740	0	130,956
454	AG Antigua And Barbuda	0	607	0	5,739
455	AI Anguilla	21	21,048	5,101	33,679
456	AW Aruba	0	322,952	0	59,038
457	BM Bermuda	0	46,442,331	0	34,269,398
458	CV Cape Verde	0	2,625	0	22,669
459	KY Cayman Islands	0	1,607	0	4,702
460	DM Dominica	132	188,014	3,236	219,495
463	PF French Polynesia	0	44	0	360
465	GD Grenada	0	99,831	0	221,292
467	AN Netherlands Antilles	42,775	254,189	175,543	1,128,850
468	NF Norfolk Islands	0	138,784	0	728,744
469	LC Saint Lucia	0	167,202	0	185,502
471	TC Turks And Caicos Islands	0	231	0	587
472	GP Guadeloupe	0	256	0	12,873
473	KN Saint Kitts And Nevis	0	10	0	330
511	GB United Kingdom	36,834,583	528,961,897	71,178,825	864,163,776
512	NL Netherlands	23,641,854	405,453,574	52,945,233	619,580,906
513	FR France	30,869,876	308,680,884	228,646,438	1,233,608,300
514	DE Germany	58,756,878	651,271,666	280,826,763	2,710,271,459
515	AT Austria	5,110,080	41,383,600	26,327,056	269,443,795
516	BE Belgium	33,156,024	373,881,944	40,725,038	520,241,978
517	CH Switzerland	1,674,877	36,717,808	38,099,214	427,012,085
518	LU Luxembourg	360,163	5,718,991	1,216,677	5,591,902
519	GI Gibraltar	0	50,239	0	215,023
520	MC Monaco	499	8,902	7,389	223,765
521	DK Denmark	3,089,084	24,544,120	15,486,319	158,304,772
522	NO Norway	25,356,621	184,219,792	26,389,880	286,513,572
523	SE Sweden	11,269,001	147,815,506	83,073,847	664,663,909
524	FI Finland	3,642,318	58,339,585	21,487,726	331,989,603
525	IE Ireland	1,679,024	21,277,673	9,224,957	94,974,510
526	IT Italy	34,691,865	389,946,742	74,943,998	814,648,227
527	ES Spain	4,697,148	114,487,628	23,269,192	280,827,579
528	PT Portugal	428,868	16,168,775	866,236	15,954,029
529	IS Iceland	41,637	241,176	293,962	2,271,325
530	MS Montserrat	139	4,938	16,078	107,521
531	GR Greece	10,000,079	72,651,044	10,034,245	55,657,516
532	VA Vatican City State (holy See)	0	86	0	3,090
533	AD Andorra	4,459	50,229	100,000	173,615
534	LI Liechtenstein	41	10,409	1,586	144,490
539	OE Oth.west Europe	134	134	2,028	2,028
540	CD Democratic Republic Of The Congo	79,021	1,522,681	179,378	4,357,179
542	HU Hungary	2,096,427	10,076,697	11,454,106	135,758,263
543	PL Poland	1,206,513	11,958,833	4,484,777	42,282,275
544	RO Romania	585,282	4,402,987	1,260,165	12,216,161
545	BG Bulgaria	12,083,437	111,788,748	2,888,584	30,931,424
547	YU Serbia	23,386	23,422	389,652	389,993
548	AL Albania	68	124,840	4,485	542,077
549	AM Armenia	4,785	67,381	9,101	193,128
550	AZ Azerbaijan	133,254,342	1,384,751,909	82,774,355	810,126,563
551	BY Belarus	5,579,139	292,302,419	2,434,405	124,692,333
552	KZ Kazakhstan	2,166,384	11,387,564	5,272,488	25,684,050
553	KG Kyrgyzstan	13,505	1,440,102	24,294	2,936,315
554	MD Moldova, Republic Of	643	2,979	45,395	187,741
555	TJ Tajikistan	253,870	2,497,391	493,424	4,352,844
556	TM Turkmenistan	22	504,134	757	949,670
557	UA Ukraine	109,407,061	908,275,881	60,847,470	534,862,224
558	UZ Uzbekistan	0	3,303,165	0	6,338,068
559	LT Lithuania	126,182	40,669,006	861,302	19,001,460
560	LV Latvia	217	2,231,947	4,477	1,426,471
561	EE Estonia	1,414	3,011,176	138,156	2,318,367
562	GE Georgia	734	2,701,433	5,002	2,234,682
563	HR Croatia	280,826	2,035,624	2,457,066	6,329,761
564	BA Bosnia And Herzegovina	152	24,213	12,740	55,538
565	MT Malta	3,306,890	5,571,266	8,496,205	9,664,108
566	SK Slovakia	175,097	3,235,022	1,525,096	8,208,717
567	SLOVENIA	1,142,300	3,775,807	7,470,064	21,295,815
568	CZ Czech Republic	520,628	9,573,781	3,859,953	48,221,793
569	GS South Georgia And The South Sa	0	53	0	459
570	MK Rep. Of Macedonia	379	56,512	4,535	44,140
571	FO Faeroe Islands	0	202,000	0	100,500
572	RU Russia Federation	140,622,869	1,736,576,401	132,300,044	1,037,740,959
TOTAL IMPORT		10,544,653,530	99,893,622,851	13,007,603,335	122,516,613,469

I.5. IMPOR MENURUT PROPINSI DAN PELABUHAN BONGKAR  
 IMPORT BY PROVINCE AND PORT OF IMPORTATION  
 \*\*\* NOVEMBER / NOVEMBER 2010 \*\*\*

Kode	Pelabuhan Bongkar Port of Importation	Berat bersih / Net weight (Kg)		Nilai / Value C.I.F ( U S \$ )	
		Bulan ini Current month	Kumulatif Cum. Jan. to date	Bulan ini Current month	Kumulatif Cum. Jan. to date
	<b>NANGGROE ACEH DARUSSALAM</b>	22,753,014	213,230,993	8,693,404	31,201,034
104	IDLSW Lhok Seumawe	12,384	108,817,480	455,112	5,178,028
105	IDIDI Idi	0	1	0	603
106	IDLAS Langsa, Sumatra	0	2,682,164	0	1,611,042
108	IDMEQ Meulaboh	2,687,830	5,296,360	7,600,000	11,054,279
110	IDSIN Sinabang	0	1,070,000	0	453,062
111	IDTPK Tapaktuan	0	19,380	0	481,688
117	IDKRU Krueng R. Malahayati	0	10,526,606	0	6,510,087
118	IDKLS Kuala Langsa	800	3,286,002	1,105	2,886,301
119	IDLHK Lhok Nga	20,052,000	81,533,000	637,187	3,025,944
	<b>SUMATERA UTARA</b>	534,855,976	5,562,787,298	314,291,864	3,227,352,898
143	IDTPR Tanjung Pura	0	32,999	0	133,499
144	IDBLW Belawan	479,624,000	4,975,493,739	291,113,869	2,971,555,415
145	IDTJB Tanjung Balai Asahan	5,204,439	64,059,484	2,640,606	24,347,807
159	IDSLG Sibolga	0	3,946,262	0	2,139,370
165	IDPTE Pulau Tello	0	48,000	0	15,264
166	IDMES Medan / Polonia (u)	231,697	1,756,737	3,143,446	30,470,077
170	IDKTJ Kuala Tanjung	49,795,840	517,450,077	17,393,943	198,691,466
	<b>SUMATERA BARAT</b>	93,346,973	1,012,377,533	58,142,184	668,130,138
191	IDTBY Padang/tl.bayur	93,346,973	1,012,376,658	58,142,184	668,036,998
192	IDPDG Padang / Tabing (u)	0	875	0	93,140
	<b>RIAU</b>	84,505,982	1,938,188,398	55,315,202	961,444,183
225	IDDUM Dumai	18,269,040	982,188,232	12,903,554	407,462,032
230	IDSPA Selat Panjang	27,999	270,096	17,020	162,872
233	IDPEK Pekanbaru (rumbai)	2,131,450	23,945,339	2,351,636	39,292,116
235	IDSUQ Sungai Guntung	0	11,286,327	0	5,842,700
242	IDTEM Tembilahan	0	953,079	0	3,486,616
261	IDPKU Simpang Tiga (u)	0	91,742	0	3,374,781
270	IDRGT Rengat/ Japura (u)	0	122	0	814
273	IDPAK Pekan Baru	2,581,813	52,250,764	4,871,439	64,706,835
277	IDBUN Buatan	26,427,900	345,149,888	14,912,476	165,337,928
278	IDPWG Perawang, Sumatra	35,067,780	521,751,382	20,259,077	271,682,464
279	IDTSM Tanjung Samak	0	301,427	0	95,025
	<b>JAMBI</b>	5,812,888	223,811,711	8,697,877	221,528,837
291	IDKTK Kuala Tungkal	4,032,655	105,640,302	6,021,798	81,094,705
292	IDMSA Muara Sabak	0	95,045,210	0	83,150,297
293	IDDJM Jambi	1,780,233	23,126,199	2,676,079	57,283,835
	<b>SUMATERA SELATAN</b>	33,385,448	358,192,817	31,900,168	338,333,303
326	IDPLA Palembang - Plaju	0	3,442,961	0	2,848,826
334	IDPLM Sm.badaruddin (u)	203	107,253	63,445	2,933,384
340	IDMRI Musi River/boom Baru	33,385,245	354,642,603	31,836,723	332,551,093
	<b>BENGGKULU</b>	0	6,884,001	0	5,754,811
361	IDBKU Bengkulu	0	6,884,001	0	5,754,811
	<b>LAMPUNG</b>	321,184,823	2,258,203,128	232,187,262	1,622,737,963
364	IDKTA Kota Agung	129,445,851	939,488,753	99,840,751	683,273,435
394	IDTKB Teluk Betung	0	4,451	0	997
395	IDPJG Panjang	191,738,972	1,318,709,924	132,346,511	939,463,531
	<b>BANGKA BELITUNG</b>	2,268,122	51,593,540	1,506,302	64,144,596
321	IDMUO Muntok	388,000	5,597,858	671,023	8,258,963
323	IDPGX Pangkal Balam	1,880,122	41,393,002	835,279	51,105,216
328	IDTPD Tanjung Pandan	0	2,982,480	0	1,124,150
333	IDTSE Tanjung Seliu	0	54,000	0	429,316
335	IDPGK Pangkal Pinang (u)	0	3,200	0	16,168
339	IDBLJ Belinju	0	1,563,000	0	3,210,783
	<b>KEPULAUAN RIAU</b>	298,227,792	3,692,517,961	856,639,256	8,872,655,776
248	IDTBK Tg Balai Karimun	887,064	34,882,961	5,680,515	86,598,825
249	IDPSS Pulau Sambu	0	308,573,801	0	163,159,478
250	IDTAN Tanjung Uban	19,805,659	750,831,576	105,562,832	846,331,568
251	IDTPN Tanjung Pinang	550,228	18,109,739	346,744	11,149,700
252	IDTER Terempa	0	4,124,704	0	18,683,247
253	IDPEU Penuba	0	1,760	0	1,231
254	IDTBT Tanjung Batu, Riau	0	848,784	0	3,298,361
257	IDBPD Belakang Padang	0	9	0	22,238
258	IDBTU Batu Ampar	151,550,848	1,367,862,580	402,559,273	4,172,207,997
260	IDDAS Singkep - Dabo	0	196,740	0	611,428
262	IDTNJ Kijang (u)	802	1,595	2,154	4,683
265	IDSKP Sekupang	35,847,149	283,033,409	256,242,076	2,217,120,903
267	IDKAB Kabil/panau	89,497,989	922,518,044	46,601,869	903,386,767

I.5. IMPOR MENURUT PROPINSI DAN PELABUHAN BONGKAR  
 IMPORT BY PROVINCE AND PORT OF IMPORTATION  
 \*\*\* NOVEMBER / NOVEMBER 2010 \*\*\*

Kode	Pelabuhan Bongkar Port of Importation	Berat bersih / Net weight (Kg)		Nilai / Value C.I.F ( U S \$ )	
		Bulan ini Current month	Kumulatif Cum. Jan. to date	Bulan ini Current month	Kumulatif Cum. Jan. to date
269	IDUNA Udang Natuna	0	37,185	0	39,939
271	IDBTH Hang Nadim (u)	88,053	1,157,569	39,643,793	449,518,944
272	IDMNT Mantang, Riau	0	337,505	0	520,467
DKI JAKARTA		2,514,746,389	26,242,738,602	6,583,887,249	63,448,748,693
431	IDTPP Tanjung Priok	2,479,573,189	25,836,079,552	5,569,015,345	54,483,091,175
432	IDKLB Kalibaru	25,523,198	310,834,896	20,691,271	157,098,402
433	IDJKT Jakarta / Pasar Ikan	743	331,488	14,088	654,690
434	IDCGK Sukarno Hatta (u)	9,562,132	94,372,240	986,733,940	8,689,462,364
435	IDPSB Jkt./ Pos Pasar Baru	0	123	0	3,721
436	IDHLP Hlm. Perdana Kusuma	87,127	1,120,303	7,432,605	118,438,341
JAWA BARAT		395,998,455	3,331,117,490	262,055,428	2,169,923,513
463	IDCBN Cirebon/pengguna	16,453,059	145,906,222	4,113,475	81,373,869
466	IDBDO Husein Sastranegara	10	1,592	92	96,146
467	IDBLG Balongan	379,545,386	3,160,540,958	257,941,861	2,065,798,480
468	IDBND Bandung(plt/gd Bage)	0	8,225,621	0	11,525,234
470	IDCRB Cirebon (ptt)	0	11	0	4,869
477	IDPNN Pamanukan, Java	0	9,254	0	25,998
480	IDCIN Cinta, Java	0	16,433,832	0	11,098,917
JAWA TENGAH		1,076,509,554	10,911,714,245	871,114,512	8,921,992,364
494	IDTES Tanjung Emas	281,498,032	2,861,996,275	334,338,615	4,039,141,725
495	IDCXP Cilacap	791,823,719	8,006,456,250	535,157,807	4,858,280,308
496	IDSRG Achmad Yani (u)	15,345	114,354	220,585	1,655,358
497	IDSMT Semarang (ptt)	3,171,362	43,121,895	1,348,261	22,094,523
498	IDSOC Jebres/adi Sumarmo	1,096	25,471	49,244	820,450
D I YOGYAKARTA		18	28,584	1,563	1,215,676
531	IDJOG Adi Sucipto (u)	18	28,577	1,563	1,215,612
532	IDJOK Yogyakarta (ptt)	0	7	0	64
JAWA TIMUR		1,696,657,219	19,062,643,659	1,332,803,738	14,507,878,299
561	IDTUB Tuban	316,901,212	2,252,036,426	226,384,587	1,358,606,093
562	IDGRE Gresik	195,979,659	1,553,194,106	75,517,412	537,911,467
563	IDTPE Tanjung Perak	1,167,729,216	14,238,521,207	990,572,061	11,320,228,156
565	IDPRO Probolinggo	0	36,994,236	0	264,634,511
566	IDPRN Panarukan	0	808,519,248	0	547,282,314
567	IDBJU Banyuwangi	0	139,488,441	0	111,537,876
573	IDPAC Pacitan	0	1,435,468	0	7,635,170
575	IDSAM Sampang	0	19,500	0	61,500
576	IDKLG Kaliangget	14,737,085	20,005,085	2,493,015	13,709,568
582	IDSPK Sepekan	0	2,277,000	0	17,600,000
587	IDSUB Surabaya /juanda (u)	1,003,605	7,362,472	36,796,916	318,092,187
588	IDSUR Surabaya (ptt)	306,442	2,790,435	1,039,747	10,579,021
594	IDSUP Sumenep, Madura	0	35	0	436
BANTEN		1,589,655,039	12,100,274,464	846,922,869	6,685,433,139
461	IDMRK Merak	606,966,625	5,987,214,445	452,716,914	4,456,453,568
471	IDTLN Tanjung Leneng	2,383,798	42,526,064	3,570,024	65,422,614
473	IDCGD Cigading	980,304,616	6,070,533,955	390,635,931	2,163,556,957
B A L I		103,769,376	872,692,098	82,221,929	861,932,343
613	IDBOA Benoa/Ioloan	103,586,801	853,397,215	75,481,298	744,966,725
618	IDCBW Celukan Bawang	0	16,244,578	0	34,134,573
620	IDDPS Ngurah Rai (u)	182,575	3,050,305	6,740,631	82,831,045
NUSA TENGGARA BARAT		6,320,872	66,978,237	17,892,274	281,159,485
655	IDBMU Bima	5,237,670	52,636,731	16,975,138	269,701,609
660	IDLEM Lembar	80,160	80,160	395,555	395,555
661	IDAMI Mataram / Selaparang	0	276	0	8,106
663	IDBDS Badas Sumbawa	1,003,042	14,261,070	521,581	11,054,215
NUSA TENGGARA TIMUR		9,874,900	63,008,526	4,709,945	41,040,814
683	IDMOF Maumere	0	1,999,844	0	1,174,907
685	IDWGP Waingapu	0	11,334,697	0	5,831,167
686	IDATA Atapupu	10,500	490,551	1,645	145,103
688	IDKBH Kalabahi	0	186,095	0	430,916
693	IDTEN Tenau	9,864,400	48,997,339	4,708,300	33,458,721
KALIMATAN BARAT		12,208,176	155,057,294	22,754,366	137,306,641
714	IDPON Pontianak	6,846,652	139,782,586	12,965,257	118,164,596
715	IDKTG Ketapang K. Barat	1,127,999	1,130,826	3,945,000	4,145,000
721	IDKDW Kendawangan	2,515,400	9,629,023	4,258,000	10,596,935
722	IDPNK Supadio (u)	194	1,005	232,522	1,168,769
723	IDTKA Telok Air	1,693,842	2,959,092	1,260,627	2,112,627
726	IDENT Entikong	24,089	1,554,762	92,960	1,118,714

I.5. IMPOR MENURUT PROPINSI DAN PELABUHAN BONGKAR  
 IMPORT BY PROVINCE AND PORT OF IMPORTATION  
 \*\*\* NOVEMBER / NOVEMBER 2010 \*\*\*

Kode	Pelabuhan Bongkar Port of Importation	Berat bersih / Net weight (Kg)		Nilai / Value C.I.F ( U S \$ )	
		Bulan ini Current month	Kumulatif Cum. Jan. to date	Bulan ini Current month	Kumulatif Cum. Jan. to date
	KALIMANTAN TENGAH	54,596	22,627,414	246,338	48,963,423
743	IDPKN Pangkalan Bun	0	6,600	0	6,359
744	IDKUM Kumai	54,596	4,168,065	246,338	10,897,074
746	IDSMTQ Sampit	0	18,452,749	0	38,059,990
	KALIMANTAN SELATAN	139,658,025	1,952,569,625	138,652,496	1,544,112,942
771	IDBAN Banjarmasin	21,312,169	179,971,260	44,084,598	387,030,597
773	IDKTB Kotabaru	118,345,856	1,770,781,125	94,567,898	1,153,728,929
775	IDBLC Batu Licin	0	1,817,240	0	3,353,416
	KALIMANTAN TIMUR	1,324,829,970	7,426,922,218	964,102,899	5,568,399,737
803	IDBPP Balikpapan	1,182,669,496	6,366,237,338	851,609,947	4,467,668,573
805	IDSRD Samarinda	27,903,810	339,088,748	22,319,237	394,016,944
806	IDTRD Tanjung Redep	5,500,000	72,359,319	29,306	3,744,888
807	IDTJS Tanjung Selor	0	21,700,000	0	86,769
808	IDLIN Lingkas Tarakan	24,076,358	66,844,518	2,189,918	44,880,596
809	IDNNX Nunukan	14,650,725	167,426,545	89,097	2,944,595
810	IDTGR Pasir/tanah Grogot	0	424,160	0	2,330,000
812	IDBYQ Bunyu	9,096,760	44,896,760	74,774	245,371
813	IDTSG Tanjung Sangata	56,670,294	164,546,556	73,917,264	313,140,348
814	IDBPN Sepinggian (u)	262,527	3,206,065	13,850,891	201,352,578
815	IDTRK Tarakan (u)	0	700	0	3,642
817	IDBTG Bontang	0	139,338,459	0	119,639,634
819	IDJUA Juata Tarakan	0	3,799,050	0	1,680,623
822	IDADB Adang Bay	0	20,054,000	0	16,582,501
826	IDSKI Sangkulirang	4,000,000	13,000,000	22,465	63,263
996	IDBEJ Berau	0	4,000,000	0	19,412
	SULAWESI UTARA	8,423,484	28,261,642	5,979,748	64,954,414
834	IDMND Manado	0	15,180	0	346,000
835	IDBIT Bitung	8,423,484	28,238,268	5,979,748	64,581,046
843	IDMDC Sam Ratulangi (u)	0	8,194	0	27,368
	SULAWESI TENGAH	7,699,806	12,883,642	3,858,484	13,666,777
861	IDTLI Toli-toli	999,922	999,922	599,953	599,953
867	IDPSJ Posso	0	2,185,250	0	4,747,998
877	IDPAT Pantoloan	6,699,884	9,698,470	3,258,531	8,318,826
	SULAWESI SELATAN	173,924,058	1,565,643,738	106,830,725	914,468,249
892	IDPAP Pare-pare	2,026,045	23,865,978	2,144,683	16,187,769
893	IDUJU Ujungpandang	135,617,165	1,120,564,469	81,086,101	657,067,654
897	IDMLI Malili, Sulawesi	36,275,478	415,796,248	23,363,215	229,830,048
901	IDBNT Banta Eng	0	5,372,174	0	8,249,025
904	IDUPG Hasanuddin (u)	0	9,252	0	967,515
907	IDSQR Soroako	5,370	35,617	236,726	2,166,238
	SULAWESI TENGGARA	0	1,906,680	0	1,089,930
922	IDKDR Kendari	0	1,906,680	0	1,089,930
	GORONTALO	30,003	7,178,917	191,871	16,549,723
841	IDGOR Gorontalo	30,003	7,178,917	191,871	16,549,723
	MALUKU	12,560,320	264,357,652	29,728,370	297,158,410
946	IDAMB Ambon	12,188,008	244,741,561	26,984,460	278,291,441
948	IDBAD Banda Naira	0	2,123,280	0	375,987
949	IDLUV Tual	372,312	2,065,280	2,743,910	4,537,551
952	IDABN Ambon (ptt)	0	10,202,921	0	9,278,944
957	IDARB Aroe Bay	0	5,224,610	0	4,674,487
	MALUKU UTARA	66,616	15,793,987	2,891,398	15,349,556
942	IDTTE Ternate	66,616	2,362,324	2,891,398	14,626,994
961	IDMAL Mangole	0	12,450,000	0	52,109
962	IDOBI Obi Island	0	981,663	0	670,453
	PAPUA BARAT	5,159	9,370,822	302,455	49,001,493
971	IDSOR Sorong	1,323	9,365,758	39,096	46,592,026
982	IDSQO Sorong / Jefman (u)	0	1,228	0	2,146,108
985	IDNTI Bintuni, Irian Jaya	3,836	3,836	263,359	263,359
	PAPUA	75,320,477	462,065,935	163,081,159	912,984,309
974	IDJYP Jayapura	6,101,224	6,102,041	2,927,472	2,938,493
979	IDMKQ Merauke	0	4,765,160	0	17,771,474
980	IDTIM Amamapare	69,211,618	446,858,879	154,367,335	870,214,373
983	IDDJJ Jayapura / Sentani	7,635	4,339,855	5,786,352	22,059,969
	TOTAL IMPORT	10,544,653,530	99,893,622,851	13,007,603,335	122,516,613,469

I.6 IMPOR KOMODITI MENURUT NEGARA ASAL / *IMPORT BY COUNTRY OF ORIGIN*  
DAN LIMA GOLONGAN BARANG (SITC) UTAMA / *AND FIVE MAJOR SITC COMMODITY GROUP*  
\*\* NOVEMBER / *NOVEMBER 2010* \*\*

Negara Asal/SITC/Uraian Golongan Barang <i>Country of Origin/SITC/group Description</i>	Berat Bersih / <i>Net Weight (Kg)</i>		Nilai CIF / <i>CIF Value (US\$)</i>	
	Bulan ini <i>Current month</i>	Kumulatif <i>Cum. Jan to date</i>	Bulan ini <i>Current month</i>	Kumulatif <i>Cum. Jan to date</i>
<b>JAPAN</b>				
782 Motor Vehicle For The Transportation Of Goods	11 724 989	152 689 440	131 060 159	1 503 920 481
723 Civil Engineering And Contractor Plants And Equipments/parts	12 654 240	145 931 998	81 688 760	920 657 280
784 Parts And Accessories Of The Motor Vehicles	5 458 268	58 697 043	74 607 142	749 143 626
713 Internal Combustion Piston Engines And Parts	4 528 740	45 974 669	68 510 540	685 148 926
673 Flat Rolled Products, Not Clad	77 256 799	790 417 608	69 492 286	665 613 894
LAINNYA	203 057 301	2 454 059 181	1 080 070 847	10 850 392 031
<b>SUB TOTAL</b>	<b>314 680 337</b>	<b>3 647 769 939</b>	<b>1 505 429 734</b>	<b>15 374 876 238</b>
<b>HONG KONG</b>				
764 Telecommunication Equipments And Parts	1 118 804	7 754 792	42 190 336	323 516 644
652 Cotton Fabrics, Woven	1 674 199	20 167 494	17 559 698	173 793 763
655 Knitted Or Crocheted Fabrics	1 651 693	15 718 521	16 453 861	132 007 133
776 Thermionic, Cold Cathode, And Photo Cathode Valves/tubes	324 647	3 888 951	9 313 193	112 427 883
772 Electrical Apparatus For Making And Breaking Electrical Circ	232 290	3 140 208	8 575 569	90 701 980
LAINNYA	15 765 644	145 387 909	109 393 966	838 377 924
<b>SUB TOTAL</b>	<b>20 767 277</b>	<b>196 057 875</b>	<b>203 486 623</b>	<b>1 670 825 327</b>
<b>KOREA, DEM. PEOPLE'S REP.</b>				
672 Ingots And Other Iron/steel In Primary Forms	0	9 875 320	0	6 798 781
575 Other Plastics In Primary Forms	28 800	145 600	46 080	240 996
673 Flat Rolled Products, Not Clad	0	213 211	0	177 941
571 Polymers Of Ethylene In Primary Forms	0	87 500	0	133 875
522 Inorganic Chemical Elements, Oxides And Halogen Salts	0	289 083	0	109 519
LAINNYA	14 085	63 999	31 681	199 086
<b>SUB TOTAL</b>	<b>42 885</b>	<b>10 674 713</b>	<b>77 761</b>	<b>7 660 198</b>
<b>KOREA, REPUBLIC OF</b>				
334 Petroleum Products, Refined	289 232 916	2 951 239 720	235 670 188	1 969 035 719
764 Telecommunication Equipments And Parts	782 665	7 755 586	71 959 119	521 215 644
655 Knitted Or Crocheted Fabrics	3 795 991	33 406 465	34 406 522	283 264 008
673 Flat Rolled Products, Not Clad	51 651 874	311 596 012	35 447 135	233 420 447
776 Thermionic, Cold Cathode, And Photo Cathode Valves/tubes	758 375	7 119 070	20 397 400	196 059 663
LAINNYA	136 229 789	1 605 716 980	390 286 105	3 836 186 085
<b>SUB TOTAL</b>	<b>482 451 610</b>	<b>4 916 833 833</b>	<b>788 166 469</b>	<b>7 039 181 566</b>
<b>TAIWAN</b>				
334 Petroleum Products, Refined	26 950 591	344 415 188	20 067 324	264 147 915
673 Flat Rolled Products, Not Clad	18 943 685	189 809 200	15 035 429	146 168 659
655 Knitted Or Crocheted Fabrics	1 260 599	15 980 587	10 863 690	134 369 648
653 Fabrics, Woven, Of Man-made Fibres	1 459 184	13 501 971	13 842 332	118 687 317
728 Other Machines And Equipment Specialized For Particular Indu	1 706 593	16 687 658	10 640 580	97 197 476
LAINNYA	80 519 725	1 031 549 852	216 486 982	2 176 329 898
<b>SUB TOTAL</b>	<b>130 840 377</b>	<b>1 611 944 456</b>	<b>286 936 337</b>	<b>2 936 900 913</b>
<b>CHINA</b>				
764 Telecommunication Equipments And Parts	6 484 041	67 368 962	215 462 674	2 432 284 033
752 Automatic Data Processing Machines And Their Units	2 934 965	23 626 676	133 003 448	1 099 984 181
334 Petroleum Products, Refined	51 009 320	945 676 707	37 893 530	651 977 168
778 Electrical Machinery And Apparatus	7 351 985	83 051 619	44 177 576	489 645 711
652 Cotton Fabrics, Woven	5 553 076	55 336 813	51 802 167	442 774 102
LAINNYA	784 879 439	8 384 533 108	1 332 417 954	13 295 826 127
<b>SUB TOTAL</b>	<b>858 212 826</b>	<b>9 559 593 885</b>	<b>1 814 757 349</b>	<b>18 412 491 322</b>

I.6 IMPOR KOMODITI MENURUT NEGARA ASAL / IMPORT BY COUNTRY OF ORIGIN  
DAN LIMA GOLONGAN BARANG (SITC) UTAMA / AND FIVE MAJOR SITC COMMODITY GROUP  
\*\* NOVEMBER / NOVEMBER 2010 \*\*

Negara Asal/SITC/Uraian Golongan Barang <i>Country of Origin/SITC/group Description</i>	Berat Bersih / <i>Net Weight (Kg)</i>		Nilai CIF / <i>CIF Value (US\$)</i>	
	Bulan ini <i>Current month</i>	Kumulatif <i>Cum. Jan to date</i>	Bulan ini <i>Current month</i>	Kumulatif <i>Cum. Jan to date</i>
<b>MONGOLIA</b>				
598 Miscellaneous Chemical Products	0	780	0	28 459
LAINNYA	0	0	0	0
<b>SUB TOTAL</b>	<b>0</b>	<b>780</b>	<b>0</b>	<b>28 459</b>
<b>MACAU</b>				
655 Knitted Or Crocheted Fabrics	6 585	699 354	38 849	3 644 774
652 Cotton Fabrics, Woven	2 391	349 511	16 269	1 964 680
679 Tubes, Pipes, Hollow Profile, Pipe Fitting Of Iron/steel	494 358	1 133 723	468 738	1 044 988
651 Textile Yarns	6 478	103 952	45 608	596 423
776 Thermionic, Cold Cathode, And Photo Cathode Valves/tubes	0	147	0	391 161
LAINNYA	36 525	156 667	285 487	990 580
<b>SUB TOTAL</b>	<b>546 337</b>	<b>2 443 354</b>	<b>854 951</b>	<b>8 632 606</b>
<b>PAPUA NEW GUINEA</b>				
072 Cocoa	135 000	4 139 844	420 084	14 649 344
282 Waste And Scrap Metal Of Iron/steel	97 604	7 205 631	26 841	2 476 802
292 Crude Vegetable Materials	0	13 397	0	1 705 666
223 Oil Seeds Use For Extraction Of Other Fixed Vegetable Oils	1 151	9 072	153 000	1 204 156
245 Fuel Wood And Wood Charcoal	0	6 690 620	0	938 929
LAINNYA	41 877	1 240 989	145 549	1 425 565
<b>SUB TOTAL</b>	<b>275 632</b>	<b>19 299 553</b>	<b>745 474</b>	<b>22 400 462</b>
<b>THAILAND</b>				
781 Passenger Motor Cars	8 869 198	79 715 632	96 374 616	836 845 008
784 Parts And Accessories Of The Motor Vehicles	9 117 586	69 581 957	79 278 391	581 777 503
061 Sugar, Molasses, And Honey	3 908 880	855 348 262	3 056 388	563 799 666
713 Internal Combustion Piston Engines And Parts	2 592 534	22 663 327	38 214 779	345 002 352
782 Motor Vehicle For The Transportation Of Goods	3 290 944	36 526 418	26 828 589	289 733 796
LAINNYA	330 789 229	3 572 242 225	406 932 507	4 229 199 512
<b>SUB TOTAL</b>	<b>358 568 371</b>	<b>4 636 077 821</b>	<b>650 685 270</b>	<b>6 846 357 837</b>
<b>SINGAPORE</b>				
334 Petroleum Products, Refined	1 107 196 843	12 221 448 045	860 539 914	9 034 039 253
793 Ships, Boats, And Floating Structures	19 682 923	377 998 886	60 645 612	728 819 410
511 Hydrocarbon And Their Halogenated, Nitrated Derivatives	57 720 690	581 055 014	63 818 689	585 407 205
772 Electrical Apparatus For Making And Breaking Electrical Circ	1 504 314	14 027 994	51 258 612	533 889 774
776 Thermionic, Cold Cathode, And Photo Cathode Valves/tubes	427 509	5 139 527	46 022 101	485 780 498
LAINNYA	270 805 430	2 949 268 998	664 462 537	7 015 700 684
<b>SUB TOTAL</b>	<b>1 457 337 709</b>	<b>16 148 938 464</b>	<b>1 746 747 465</b>	<b>18 383 636 824</b>
<b>PHILIPPINES</b>				
776 Thermionic, Cold Cathode, And Photo Cathode Valves/tubes	15 978	206 911	5 253 135	63 803 960
748 Transmission Shafts And Cranks	318 724	2 660 982	4 649 011	37 888 374
282 Waste And Scrap Metal Of Iron/steel	8 240 850	111 853 051	2 522 995	34 587 076
593 Explosive And Pyrotechnic Products	166 080	1 675 371	3 622 014	32 083 747
784 Parts And Accessories Of The Motor Vehicles	243 575	3 292 080	2 662 270	28 661 560
LAINNYA	15 181 096	186 917 815	38 489 015	460 270 285
<b>SUB TOTAL</b>	<b>24 166 303</b>	<b>306 606 210</b>	<b>57 198 440</b>	<b>657 295 002</b>



**I.6 IMPOR KOMODITI MENURUT NEGARA ASAL / IMPORT BY COUNTRY OF ORIGIN  
DAN LIMA GOLONGAN BARANG (SITC) UTAMA / AND FIVE MAJOR SITC COMMODITY GROUP  
\*\* NOVEMBER / NOVEMBER 2010 \*\***

Negara Asal/SITC/Uraian Golongan Barang <i>Country of Origin/SITC/group Description</i>	Berat Bersih / <i>Net Weight (Kg)</i>		Nilai CIF / <i>CIF Value (US\$)</i>	
	Bulan ini <i>Current month</i>	Kumulatif <i>Cum. Jan to date</i>	Bulan ini <i>Current month</i>	Kumulatif <i>Cum. Jan to date</i>
<b>MALAYSIA</b>				
333 Petroleum Oil, Crude	963 073 859	3 635 028 447	641 896 972	2 179 399 713
334 Petroleum Products, Refined	154 044 862	2 258 986 719	110 384 235	1 521 861 986
511 Hydrocarbon And Their Halogenated, Nitrated Derivatives	6 246 750	186 011 623	6 404 314	194 828 333
575 Other Plastics In Primary Forms	7 217 400	108 290 651	10 880 524	155 642 506
776 Thermionic, Cold Cathode, And Photo Cathode Valves/tubes	1 047 324	13 135 727	13 723 929	149 781 568
LAINNYA	368 321 613	4 047 453 203	330 794 504	3 616 729 925
<b>SUB TOTAL</b>	<b>1 499 951 808</b>	<b>10 248 906 370</b>	<b>1 114 084 478</b>	<b>7 818 244 031</b>
<b>MYANMAR</b>				
054 Vegetables, Fresh, Chilled, Frozen Or Simply Preserved	2 368 700	33 871 648	1 900 609	26 987 051
035 Fish, Dried Salted Or In Brine; Smoked Fish	0	1 429 372	0	1 001 102
036 Crustaceans, Molluscs, And Aquatic Invertebrates	0	58 057	0	565 826
248 Wood, simply Worked And Railway Sleeper Of Wood	24 496	164 534	83 364	492 278
247 Wood In The Rough Or Roughly Squared	0	94 604	0	197 442
LAINNYA	579	383 456	45 617	396 476
<b>SUB TOTAL</b>	<b>2 393 775</b>	<b>36 001 671</b>	<b>2 029 590</b>	<b>29 640 175</b>
<b>CAMBODIA</b>				
793 Ships, Boats, And Floating Structures	0	1 737 000	0	1 091 156
845 Articles Of Apparel	1 365	40 557	67 806	874 593
121 Tobacco, Unmanufactured And Refused	0	248 056	0	683 626
841 Men's Coats/jackets, Not Knitted	1 321	10 200	47 088	362 680
893 Article Of Plastics	7 780	75 035	31 213	323 214
LAINNYA	4 505	93 663	101 149	832 434
<b>SUB TOTAL</b>	<b>14 971</b>	<b>2 204 511</b>	<b>247 256</b>	<b>4 167 703</b>
<b>BRUNEI DARUSSALAM</b>				
333 Petroleum Oil, Crude	77 342 000	1 011 437 912	49 268 136	606 165 460
282 Waste And Scrap Metal Of Iron/steel	1 295 340	12 897 114	479 276	4 612 413
723 Civil Engineering And Contractor Plants And Equipments/parts	284	1 923	50 360	104 242
793 Ships, Boats, And Floating Structures	0	1 302 000	0	100 500
695 Tools For Used In The Hand Or In Machines	0	273	0	85 740
LAINNYA	1 678	39 219	18 971	197 123
<b>SUB TOTAL</b>	<b>78 639 302</b>	<b>1 025 678 441</b>	<b>49 816 743</b>	<b>611 265 478</b>
<b>LAO PEOPLE'S DEM. REP.</b>				
071 Coffee And Coffee Substitutes	0	134 400	0	175 742
551 Essential Oils, Perfumes, And Flavour Materials	0	16 000	0	76 000
282 Waste And Scrap Metal Of Iron/steel	0	135 610	0	35 648
764 Telecommunication Equipments And Parts	0	2 108	0	27 296
057 Fruit And Nut; Fresh Or Dried	0	38 645	0	13 220
LAINNYA	245	460	1 822	4 544
<b>SUB TOTAL</b>	<b>245</b>	<b>327 223</b>	<b>1 822</b>	<b>332 450</b>
<b>NEPAL</b>				
611 Leathers	0	6 000	0	38 280
642 Paper And Paperboard Cut To Size/shape And Article Of Papers	0	837	0	6 951
211 Hides And Skins, Raw	0	12 000	0	6 000
899 Other Miscellaneous Manufactured Articles	73	73	2 187	2 187
893 Article Of Plastics	0	145	0	1 770
LAINNYA	3	431	204	4 271
<b>SUB TOTAL</b>	<b>76</b>	<b>19 486</b>	<b>2 391</b>	<b>59 459</b>

**I.6 IMPOR KOMODITI MENURUT NEGARA ASAL / IMPORT BY COUNTRY OF ORIGIN  
DAN LIMA GOLONGAN BARANG (SITC) UTAMA / AND FIVE MAJOR SITC COMMODITY GROUP  
\*\* NOVEMBER / NOVEMBER 2010 \*\***

Negara Asal/SITC/Uraian Golongan Barang <i>Country of Origin/SITC/group Description</i>	Berat Bersih / <i>Net Weight (Kg)</i>		Nilai CIF / <i>CIF Value (US\$)</i>	
	Bulan ini <i>Current month</i>	Kumulatif <i>Cum. Jan to date</i>	Bulan ini <i>Current month</i>	Kumulatif <i>Cum. Jan to date</i>
<b>BHUTAN</b>				
778 Electrical Machinery And Apparatus	0	99	0	86 700
LAINNYA	0	0	0	0
<b>SUB TOTAL</b>	<b>0</b>	<b>99</b>	<b>0</b>	<b>86 700</b>
<b>VIET NAM</b>				
042 Rice	180 489 225	218 445 601	88 096 178	110 727 345
764 Telecommunication Equipments And Parts	145 265	1 230 258	13 420 855	101 198 854
674 Flat Rolled Products, Clad Or Plated	10 143 351	72 303 047	10 982 011	76 769 733
751 Office Machines	797 514	5 783 616	4 814 074	36 532 555
582 Plates, Sheets, And Film Of Plastics	958 740	17 582 397	1 951 626	31 672 111
LAINNYA	57 379 413	381 341 487	78 349 402	567 357 220
<b>SUB TOTAL</b>	<b>249 913 508</b>	<b>696 686 406</b>	<b>197 614 146</b>	<b>924 257 818</b>
<b>MALDIVES</b>				
112 Alcoholic Beverages	127	127	1 075	1 075
LAINNYA	0	0	0	0
<b>SUB TOTAL</b>	<b>127</b>	<b>127</b>	<b>1 075</b>	<b>1 075</b>
<b>INDIA</b>				
334 Petroleum Products, Refined	71 608 228	788 460 180	54 426 547	590 204 983
764 Telecommunication Equipments And Parts	287 605	2 368 428	44 073 347	345 208 640
511 Hydrocarbon And Their Halogenated, Nitrated Derivatives	41 563 445	218 312 507	48 176 433	235 389 367
222 Oil Seeds Use For Extraction Ofsoft Fixed Vegetable Oils	23 828 160	158 802 928	24 733 901	158 561 468
782 Motor Vehicle For The Transportation Of Goods	2 399 997	11 869 371	27 913 649	131 057 197
LAINNYA	212 460 013	1 615 796 380	156 604 798	1 464 083 076
<b>SUB TOTAL</b>	<b>352 147 448</b>	<b>2 795 609 794</b>	<b>355 928 675</b>	<b>2 924 504 731</b>
<b>PAKISTAN</b>				
334 Petroleum Products, Refined	0	30 598 953	0	21 965 699
263 Cotton	3 144 892	10 780 430	8 008 001	19 582 090
652 Cotton Fabrics, Woven	52 173	1 104 246	377 019	6 876 893
611 Leathers	24 135	221 043	723 764	6 850 913
653 Fabrics, Woven, Of Man-made Fibres	88 732	1 529 485	197 863	5 858 421
LAINNYA	1 790 424	17 706 019	3 145 371	26 213 920
<b>SUB TOTAL</b>	<b>5 100 356</b>	<b>61 940 176</b>	<b>12 452 018</b>	<b>87 347 936</b>
<b>BANGLADESH</b>				
658 Made-up Articles, Wholly/chiefly Of Textile Materials	317 138	10 517 937	355 345	11 122 394
651 Textile Yarns	78 000	6 749 263	105 820	7 399 828
334 Petroleum Products, Refined	11	5 525 907	38	4 108 541
792 Aircraft And Associated Equipments And Parts	0	286 342	0	4 000 550
845 Articles Of Apparel	2 301	26 508	86 733	1 099 735
LAINNYA	390 267	2 444 332	673 614	6 685 964
<b>SUB TOTAL</b>	<b>787 717</b>	<b>25 550 289</b>	<b>1 221 550</b>	<b>34 417 012</b>
<b>SRI LANKA</b>				
046 Meal And Flour Of Wheat And Flour Of Meslin	19 734 047	152 600 562	8 209 938	59 902 951
074 Tea And Mate	32 418	295 342	32 103	1 458 858
652 Cotton Fabrics, Woven	10	222 012	34	1 236 739

**I.6 IMPOR KOMODITI MENURUT NEGARA ASAL / IMPORT BY COUNTRY OF ORIGIN  
DAN LIMA GOLONGAN BARANG (SITC) UTAMA / AND FIVE MAJOR SITC COMMODITY GROUP  
\*\* NOVEMBER / NOVEMBER 2010 \*\***

Negara Asal/SITC/Uraian Golongan Barang <i>Country of Origin/SITC/group Description</i>	Berat Bersih / <i>Net Weight (Kg)</i>		Nilai CIF / <i>CIF Value (US\$)</i>	
	Bulan ini <i>Current month</i>	Kumulatif <i>Cum. Jan to date</i>	Bulan ini <i>Current month</i>	Kumulatif <i>Cum. Jan to date</i>
625 Rubber Tyre,tyre Cases,tyre Treads,inner Tubes, And Tyre Fla	64 070	420 404	179 847	1 098 593
656 Tulle,lace,embroidery,ribbons,trimmings And Other Small Ware	651	26 954	56 485	877 249
LAINNYA	140 069	1 772 901	907 022	6 350 687
<b>SUB TOTAL</b>	<b>19 971 265</b>	<b>155 338 175</b>	<b>9 385 429</b>	<b>70 925 077</b>
<b>AFGHANISTAN</b>				
759 Parts And Accessories For Machine Of Heading 751 Or 752	0	6	0	499
773 Equipment For Distributing Electricity	0	2	0	36
LAINNYA	0	0	0	0
<b>SUB TOTAL</b>	<b>0</b>	<b>8</b>	<b>0</b>	<b>535</b>
<b>INDONESIA</b>				
874 Measuring, Checking, Analysing, And Controlling Instrument A	7 676	16 457	24 654 956	26 214 414
793 Ships, Boats, And Floating Structures	40	10 342 204	4 748	24 766 330
851 Footwears	101 770	1 004 495	1 062 620	9 498 181
759 Parts And Accessories For Machine Of Heading 751 Or 752	3 302	86 060	345 162	7 181 840
675 Flat Rolled Products And Alloy Steels	231 500	5 922 940	194 879	5 053 115
LAINNYA	1 577 637	11 776 287	5 005 834	45 516 773
<b>SUB TOTAL</b>	<b>1 921 925</b>	<b>29 148 443</b>	<b>31 268 199</b>	<b>118 230 653</b>
<b>IRAQ</b>				
057 Fruit And Nut; Fresh Or Dried	50 030	1 322 630	24 014	866 905
LAINNYA	0	0	0	0
<b>SUB TOTAL</b>	<b>50 030</b>	<b>1 322 630</b>	<b>24 014</b>	<b>866 905</b>
<b>IRAN (ISLAMIC REPUBLIC OF)</b>				
342 Liquefied Propane And Butane	88 945 851	383 749 944	67 329 375	278 361 292
511 Hydrocarbon And Their Halogenated, Nitrated Derivatives	7 512 466	109 646 078	7 600 874	115 301 845
334 Petroleum Products, Refined	0	27 111 123	0	34 374 579
562 Fertilizers, Manufactured	5 676 000	49 801 400	3 311 608	28 672 074
598 Miscellaneous Chemical Products	2 039 042	14 054 142	3 300 169	21 648 485
LAINNYA	20 798 592	104 596 173	8 979 457	47 491 696
<b>SUB TOTAL</b>	<b>124 971 951</b>	<b>688 958 860</b>	<b>90 521 483</b>	<b>525 849 971</b>
<b>SAUDI ARABIA</b>				
333 Petroleum Oil, Crude	516 910 300	4 830 982 994	317 248 335	2 786 740 712
334 Petroleum Products, Refined	57 690 209	415 130 830	43 866 529	298 598 217
511 Hydrocarbon And Their Halogenated, Nitrated Derivatives	11 608 838	151 406 337	12 528 981	180 483 660
512 Alcohols,phenols,phenol-alcohols And Their Halogenated	22 521 893	191 854 564	17 750 519	164 694 366
342 Liquefied Propane And Butane	0	195 194 428	0	139 443 428
LAINNYA	46 982 998	384 933 593	24 792 635	310 635 697
<b>SUB TOTAL</b>	<b>655 714 238</b>	<b>6 169 502 746</b>	<b>416 186 999</b>	<b>3 880 596 080</b>
<b>ISRAEL</b>				
726 Printing/book Binding Machinery And Parts	4 829	49 549	227 285	2 914 469
515 Organo-inorganic And Heterocyclic Compounds	0	3 037	0	2 625 544
541 Medicinal And Pharmaceutical Products	0	24 147	0	977 408
533 Pigments, Paints, Varnishes, And Related Materials	554	22 180	25 198	547 889
764 Telecommunication Equipments And Parts	344	4 238	75 815	457 314
LAINNYA	3 054	251 280	153 601	2 068 202
<b>SUB TOTAL</b>	<b>8 781</b>	<b>354 431</b>	<b>481 899</b>	<b>9 590 826</b>

**I.6 IMPOR KOMODITI MENURUT NEGARA ASAL / IMPORT BY COUNTRY OF ORIGIN  
DAN LIMA GOLONGAN BARANG (SITC) UTAMA / AND FIVE MAJOR SITC COMMODITY GROUP  
\*\* NOVEMBER / NOVEMBER 2010 \*\***

Negara Asal/SITC/Uraian Golongan Barang <i>Country of Origin/SITC/group Description</i>	Berat Bersih / <i>Net Weight (Kg)</i>		Nilai CIF / <i>CIF Value (US\$)</i>	
	Bulan ini <i>Current month</i>	Kumulatif <i>Cum. Jan to date</i>	Bulan ini <i>Current month</i>	Kumulatif <i>Cum. Jan to date</i>
<b>KUWAIT</b>				
334 Petroleum Products, Refined	160 665 000	1 510 340 368	107 335 352	991 535 162
511 Hydrocarbon And Their Halogenated, Nitrated Derivatives	14 258 900	82 913 524	16 570 357	86 259 419
512 Alcohols,phenols,phenol-alcohols And Their Halogenated	5 681 631	52 038 759	5 241 110	51 450 971
571 Polymers Of Ethylene In Primary Forms	4 101 250	27 844 850	4 323 513	27 203 093
282 Waste And Scrap Metal Of Iron/steel	3 676 170	28 991 968	1 182 881	10 428 141
LAINNYA	940 880	27 269 922	391 711	10 386 283
<b>SUB TOTAL</b>	<b>189 323 831</b>	<b>1 729 399 391</b>	<b>135 044 924</b>	<b>1 177 263 069</b>
<b>JORDAN</b>				
272 Fertilizers, Crude	0	338 885 100	0	48 638 584
562 Fertilizers, Manufactured	1 850 680	51 009 759	790 392	20 765 860
522 Inorganic Chemical Elements, Oxides And Halogen Salts	42 000	29 519 085	36 540	11 742 420
288 Non-ferrous Base Metal Waste And Scraps	0	142 420	0	790 619
232 Synthetic Rubber Latex, Synthetic/reclaimed Rubber	16 590	332 720	14 019	272 677
LAINNYA	233	930 362	42 804	647 601
<b>SUB TOTAL</b>	<b>1 909 503</b>	<b>420 819 446</b>	<b>883 755</b>	<b>82 857 761</b>
<b>LEBANON</b>				
792 Aircraft And Associated Equipments And Parts	0	48 000	0	51 255 000
288 Non-ferrous Base Metal Waste And Scraps	100 120	658 840	768 066	4 500 062
282 Waste And Scrap Metal Of Iron/steel	0	2 906 085	0	1 082 738
892 Printed Matter	15 007	169 786	58 672	360 781
685 Lead	100 020	100 020	197 540	197 540
LAINNYA	1 646	86 256	34 243	165 416
<b>SUB TOTAL</b>	<b>216 793</b>	<b>3 968 987</b>	<b>1 058 521</b>	<b>57 561 537</b>
<b>PALESTINA</b>				
793 Ships, Boats, And Floating Structures	3 388 000	3 388 000	3 324 000	3 324 000
773 Equipment For Distributing Electricity	0	156	0	5 117
884 Optical Goods	0	51	0	3 778
LAINNYA	0	0	0	0
<b>SUB TOTAL</b>	<b>3 388 000</b>	<b>3 388 207</b>	<b>3 324 000</b>	<b>3 332 895</b>
<b>YEMEN</b>				
288 Non-ferrous Base Metal Waste And Scraps	37 280	277 030	285 992	1 522 576
611 Leathers	0	124 661	0	775 740
685 Lead	208 440	208 440	414 298	414 298
211 Hides And Skins, Raw	8 200	55 600	73 950	400 912
034 Fish, Fresh, Chilled Or Frozen	78 000	78 000	56 350	56 350
LAINNYA	225	3 090	924	16 845
<b>SUB TOTAL</b>	<b>332 145</b>	<b>746 821</b>	<b>831 514</b>	<b>3 186 721</b>
<b>OMAN</b>				
684 Alumunium	1 983 900	46 361 832	4 454 512	102 745 973
511 Hydrocarbon And Their Halogenated, Nitrated Derivatives	0	61 950 227	0	60 919 011
334 Petroleum Products, Refined	0	28 125 660	0	18 854 975
512 Alcohols,phenols,phenol-alcohols And Their Halogenated	0	5 000 000	0	1 375 000
575 Other Plastics In Primary Forms	99 000	297 000	80 190	334 620
LAINNYA	120 760	601 824	145 653	464 352
<b>SUB TOTAL</b>	<b>2 203 660</b>	<b>142 336 543</b>	<b>4 680 355</b>	<b>184 693 931</b>

I.6 IMPOR KOMODITI MENURUT NEGARA ASAL / *IMPORT BY COUNTRY OF ORIGIN*  
DAN LIMA GOLONGAN BARANG (SITC) UTAMA / *AND FIVE MAJOR SITC COMMODITY GROUP*  
\*\* NOVEMBER / *NOVEMBER 2010* \*\*

Negara Asal/SITC/Uraian Golongan Barang <i>Country of Origin/SITC/group Description</i>	Berat Bersih / <i>Net Weight (Kg)</i>		Nilai CIF / <i>CIF Value (US\$)</i>	
	Bulan ini <i>Current month</i>	Kumulatif <i>Cum. Jan to date</i>	Bulan ini <i>Current month</i>	Kumulatif <i>Cum. Jan to date</i>
<b>SYRIA ARAB REPUBLIC</b>				
263 Cotton	124 213	2 347 248	230 710	4 140 320
611 Leathers	92 091	383 691	571 867	2 317 098
288 Non-ferrous Base Metal Waste And Scraps	0	19 510	0	121 675
892 Printed Matter	0	42 002	0	44 198
533 Pigments, Paints, Varnishes, And Related Materials	1 042	2 112	8 543	13 570
LAINNYA	11 904	32 332	4 404	28 360
<b>SUB TOTAL</b>	<b>229 250</b>	<b>2 826 895</b>	<b>815 524</b>	<b>6 665 221</b>
<b>TURKEY</b>				
046 Meal And Flour Of Wheat And Flour Of Meslin	64 373 500	406 527 025	22 066 333	119 922 700
121 Tobacco, Unmanufactured And Refused	115 199	4 975 293	1 010 805	36 231 764
672 Ingots And Other Iron/steel In Primary Forms	36 413	23 797 339	30 024	12 573 633
728 Other Machines And Equipment Specialized For Particular Indu	15 510	785 098	422 744	12 303 306
523 Metallicals And Peroxysalts	2 896 000	17 535 400	1 812 720	10 779 661
LAINNYA	12 267 282	104 550 430	9 320 387	80 617 825
<b>SUB TOTAL</b>	<b>79 703 904</b>	<b>558 170 585</b>	<b>34 663 013</b>	<b>272 428 889</b>
<b>UNITED ARAB EMIRATES</b>				
334 Petroleum Products, Refined	120 633	194 065 048	160 527	136 219 050
342 Liquefied Propane And Butane	0	166 698 300	0	124 117 621
684 Alumunium	1 390 069	17 581 683	3 420 516	41 035 898
282 Waste And Scrap Metal Of Iron/steel	453 910	54 231 366	161 915	20 034 449
598 Miscellaneous Chemical Products	24 030	9 021 277	93 935	13 858 274
LAINNYA	15 546 359	169 158 156	16 001 308	86 600 104
<b>SUB TOTAL</b>	<b>17 535 001</b>	<b>610 755 830</b>	<b>19 838 201</b>	<b>421 865 396</b>
<b>QATAR</b>				
334 Petroleum Products, Refined	32 865 306	166 281 823	22 916 156	119 351 505
511 Hydrocarbon And Their Halogenated, Nitrated Derivatives	9 373 870	99 022 054	10 110 235	102 843 034
342 Liquefied Propane And Butane	40 500 000	131 873 948	32 511 376	94 194 880
598 Miscellaneous Chemical Products	0	22 220 531	0	34 358 138
671 Pig Iron,spiegeleisen,sponge Iron, And Ferro-alloys	30 452 363	58 442 095	12 485 469	25 080 848
LAINNYA	2 510 032	30 059 813	4 861 189	29 863 768
<b>SUB TOTAL</b>	<b>115 701 571</b>	<b>507 900 264</b>	<b>82 884 425</b>	<b>405 692 173</b>
<b>BAHRAIN</b>				
684 Alumunium	1 825 376	16 793 979	4 519 322	37 889 897
334 Petroleum Products, Refined	0	34 186 900	0	24 967 435
281 Iron Ore And Concentrates	0	127 241 667	0	22 663 086
282 Waste And Scrap Metal Of Iron/steel	0	4 446 170	0	1 525 140
675 Flat Rolled Products And Alloy Steels	0	207 951	0	374 094
LAINNYA	91 380	1 067 868	36 472	656 109
<b>SUB TOTAL</b>	<b>1 916 756</b>	<b>183 944 535</b>	<b>4 555 794</b>	<b>88 075 761</b>
<b>CYPRUS</b>				
793 Ships, Boats, And Floating Structures	0	5 783 001	0	7 153 091
287 Ores And Concentrates Of Basemetals	56 000	600 000	39 396	413 839
251 Pulp And Waste Paper	104 120	860 690	22 386	214 597
745 Other Non-electical Machinery, Tools, And Mechanical Apparatt	28	21 177	776	139 121
744 Mechanical Handling Equipments And Parts	0	14 600	0	52 203
LAINNYA	468	70 877	4 518	200 558
<b>SUB TOTAL</b>	<b>160 616</b>	<b>7 350 345</b>	<b>67 076</b>	<b>8 173 409</b>

**I.6 IMPOR KOMODITI MENURUT NEGARA ASAL / IMPORT BY COUNTRY OF ORIGIN  
DAN LIMA GOLONGAN BARANG (SITC) UTAMA / AND FIVE MAJOR SITC COMMODITY GROUP  
\*\* NOVEMBER / NOVEMBER 2010 \*\***

Negara Asal/SITC/Uraian Golongan Barang <i>Country of Origin/SITC/group Description</i>	Berat Bersih / <i>Net Weight (Kg)</i>		Nilai CIF / <i>CIF Value (US\$)</i>	
	Bulan ini <i>Current month</i>	Kumulatif <i>Cum. Jan to date</i>	Bulan ini <i>Current month</i>	Kumulatif <i>Cum. Jan to date</i>
<b>OTHER WEST ASIA</b>				
655 Knitted Or Crocheted Fabrics	1	1	61	61
LAINNYA	0	0	0	0
<b>SUB TOTAL</b>	<b>1</b>	<b>1</b>	<b>61</b>	<b>61</b>
<b>EGYPT</b>				
562 Fertilizers, Manufactured	69 582 410	633 704 924	6 559 323	60 014 313
334 Petroleum Products, Refined	0	57 185 065	0	40 996 257
272 Fertilizers, Crude	43 200 000	199 050 198	5 344 747	23 081 596
061 Sugar, Molasses, And Honey	18 940 000	80 915 683	3 447 000	14 933 438
716 Rotating Electric Plants And Parts	4 860	10 740	7 560	8 500 970
LAINNYA	1 364 322	20 450 595	2 475 830	24 198 038
<b>SUB TOTAL</b>	<b>133 091 592</b>	<b>991 317 205</b>	<b>17 834 460</b>	<b>171 724 612</b>
<b>LIBYAN ARAB JAMAHIRIYA</b>				
874 Measuring, Checking, Analysing, And Controlling Instrument A	0	6 130	0	272 520
LAINNYA	0	0	0	0
<b>SUB TOTAL</b>	<b>0</b>	<b>6 130</b>	<b>0</b>	<b>272 520</b>
<b>MOROCCO</b>				
522 Inorganic Chemical Elements, Oxides And Halogen Salts	0	59 934 769	0	30 401 884
842 Women's Coats/jacket, Not Knitted	6 090	61 425	376 669	3 703 092
562 Fertilizers, Manufactured	0	7 000 000	0	3 207 500
841 Men's Coats/jackets, Not Knitted	1 512	17 660	89 416	1 006 646
845 Articles Of Apparel	942	15 079	51 693	882 224
LAINNYA	5 527	1 012 853	155 817	2 136 510
<b>SUB TOTAL</b>	<b>14 071</b>	<b>68 041 786</b>	<b>673 595</b>	<b>41 337 856</b>
<b>TUNISIA</b>				
057 Fruit And Nut; Fresh Or Dried	0	1 563 901	0	5 005 810
523 Metallicsalts And Peroxysalts	297 000	7 447 000	180 125	3 587 750
251 Pulp And Waste Paper	112 000	1 075 200	217 029	2 006 631
562 Fertilizers, Manufactured	0	11 060 000	0	1 493 100
772 Electrical Apparatus For Making And Breaking Electrical Circ	4 437	51 210	111 394	1 177 835
LAINNYA	2 163	355 432	70 815	1 010 669
<b>SUB TOTAL</b>	<b>415 600</b>	<b>21 552 743</b>	<b>579 363</b>	<b>14 281 795</b>
<b>ALGERIA</b>				
333 Petroleum Oil, Crude	126 202 690	253 626 074	91 968 975	173 858 275
251 Pulp And Waste Paper	156 900	352 860	43 959	98 855
666 Pottery	0	13 956	0	4 477
LAINNYA	0	0	0	0
<b>SUB TOTAL</b>	<b>126 359 590</b>	<b>253 992 890</b>	<b>92 012 934</b>	<b>173 961 607</b>
<b>SUDAN</b>				
333 Petroleum Oil, Crude	0	163 226 713	0	101 611 151
282 Waste And Scrap Metal Of Iron/steel	0	1 960 190	0	719 915
288 Non-ferrous Base Metal Waste And Scraps	18 430	140 370	131 482	663 304
263 Cotton	0	139 830	0	381 976
771 Electric Power Machinery And Parts	0	16 001	0	88 390
LAINNYA	1 000	40 466	1 234	113 678
<b>SUB TOTAL</b>	<b>19 430</b>	<b>165 523 570</b>	<b>132 716</b>	<b>103 578 414</b>

**I.6 IMPOR KOMODITI MENURUT NEGARA ASAL / IMPORT BY COUNTRY OF ORIGIN  
DAN LIMA GOLONGAN BARANG (SITC) UTAMA / AND FIVE MAJOR SITC COMMODITY GROUP  
\*\* NOVEMBER / NOVEMBER 2010 \*\***

Negara Asal/SITC/Uraian Golongan Barang <i>Country of Origin/SITC/group Description</i>	Berat Bersih / <i>Net Weight (Kg)</i>		Nilai CIF / <i>CIF Value (US\$)</i>	
	Bulan ini <i>Current month</i>	Kumulatif <i>Cum. Jan to date</i>	Bulan ini <i>Current month</i>	Kumulatif <i>Cum. Jan to date</i>
<b>ERITREA</b>				
211 Hides And Skins, Raw	0	17 552	0	115 581
LAINNYA	0	0	0	0
<b>SUB TOTAL</b>	<b>0</b>	<b>17 552</b>	<b>0</b>	<b>115 581</b>
<b>NAMIBIA</b>				
686 Zinc	0	2 634 362	0	6 117 295
282 Waste And Scrap Metal Of Iron/steel	619 500	1 127 380	251 219	455 814
287 Ores And Concentrates Of Basemetals	0	147 702	0	80 159
057 Fruit And Nut; Fresh Or Dried	0	15 300	0	32 572
772 Electrical Apparatus For Making And Breaking Electrical Circ	0	224	0	11 977
LAINNYA	0	382	0	8 049
<b>SUB TOTAL</b>	<b>619 500</b>	<b>3 925 350</b>	<b>251 219</b>	<b>6 705 866</b>
<b>WESTERN SAHARA</b>				
772 Electrical Apparatus For Making And Breaking Electrical Circ	0	7	0	1 821
LAINNYA	0	0	0	0
<b>SUB TOTAL</b>	<b>0</b>	<b>7</b>	<b>0</b>	<b>1 821</b>
<b>ETHIOPIA</b>				
263 Cotton	0	1 105 156	0	1 905 035
611 Leathers	6 595	28 395	147 619	888 656
054 Vegetables, Fresh, Chilled, Frozen Or Simply Preserved	299 000	485 000	358 110	423 714
075 Spices	30 000	320 805	36 000	342 674
081 Feeding Stuff For Animals	0	500 000	0	121 000
LAINNYA	195 680	235 070	82 830	110 639
<b>SUB TOTAL</b>	<b>531 275</b>	<b>2 674 426</b>	<b>624 559</b>	<b>3 791 718</b>
<b>TANZANIA, UNITED REP. OF</b>				
263 Cotton	2 821 211	20 578 008	5 377 041	31 505 243
288 Non-ferrous Base Metal Waste And Scraps	79 900	165 655	591 241	1 061 332
222 Oil Seeds Use For Extraction Ofsoft Fixed Vegetable Oils	0	970 190	0	424 622
292 Crude Vegetable Materials	0	200 000	0	320 000
075 Spices	0	15 407	0	295 814
LAINNYA	15	126 019	40	38 062
<b>SUB TOTAL</b>	<b>2 901 126</b>	<b>22 055 279</b>	<b>5 968 322</b>	<b>33 645 073</b>
<b>MADAGASCAR</b>				
551 Essential Oils, Perfumes, And Flavour Materials	21	574 528	4 986	4 580 640
282 Waste And Scrap Metal Of Iron/steel	376 580	1 905 860	146 113	748 741
075 Spices	0	10 000	0	186 005
265 Vegetable Textile Fibres,raw Or Processed;waste Of These Fib	26 448	158 115	21 952	133 724
841 Men's Coats/jackets, Not Knitted	182	1 089	9 681	60 107
LAINNYA	40 000	131 601	20 000	85 315
<b>SUB TOTAL</b>	<b>443 231</b>	<b>2 781 193</b>	<b>202 732</b>	<b>5 794 532</b>
<b>SOMALIA</b>				
611 Leathers	0	15 700	0	63 750
057 Fruit And Nut; Fresh Or Dried	0	16 000	0	11 592
746 Ball Or Roller Bearings	0	5	0	124
LAINNYA	0	0	0	0
<b>SUB TOTAL</b>	<b>0</b>	<b>31 705</b>	<b>0</b>	<b>75 466</b>

I.6 IMPOR KOMODITI MENURUT NEGARA ASAL / *IMPORT BY COUNTRY OF ORIGIN*  
DAN LIMA GOLONGAN BARANG (SITC) UTAMA / *AND FIVE MAJOR SITC COMMODITY GROUP*  
\*\* NOVEMBER / *NOVEMBER 2010* \*\*

Negara Asal/SITC/Uraian Golongan Barang <i>Country of Origin/SITC/group Description</i>	Berat Bersih / <i>Net Weight (Kg)</i>		Nilai CIF / <i>CIF Value (US\$)</i>	
	Bulan ini <i>Current month</i>	Kumulatif <i>Cum. Jan to date</i>	Bulan ini <i>Current month</i>	Kumulatif <i>Cum. Jan to date</i>
<b>KENYA</b>				
334 Petroleum Products, Refined	0	9 445 153	0	6 979 968
074 Tea And Mate	398 577	2 311 970	563 195	5 497 076
792 Aircraft And Associated Equipments And Parts	0	150 000	0	2 000 000
523 Metallicsalts And Peroxysalts	0	13 820 310	0	1 994 928
642 Paper And Paperboard Cut To Size/shape And Article Of Papers	0	610 400	0	1 295 360
LAINNYA	154 080	2 012 135	381 672	4 087 299
<b>SUB TOTAL</b>	<b>552 657</b>	<b>28 349 968</b>	<b>944 867</b>	<b>21 854 631</b>
<b>REUNION</b>				
251 Pulp And Waste Paper	0	391 841	0	74 058
LAINNYA	0	0	0	0
<b>SUB TOTAL</b>	<b>0</b>	<b>391 841</b>	<b>0</b>	<b>74 058</b>
<b>MOZAMBIQUE</b>				
263 Cotton	1 765 055	7 580 979	3 745 007	13 240 586
222 Oil Seeds Use For Extraction Ofsoft Fixed Vegetable Oils	498 043	11 082 972	227 012	7 024 473
054 Vegetables, Fresh, Chilled, Frozen Or Simply Preserved	0	1 600 852	0	539 379
265 Vegetable Textile Fibres,raw Or Processed;waste Of These Fib	104 000	487 981	81 120	413 057
057 Fruit And Nut; Fresh Or Dried	0	193 855	0	151 207
LAINNYA	0	349 089	0	183 125
<b>SUB TOTAL</b>	<b>2 367 098</b>	<b>21 295 728</b>	<b>4 053 139</b>	<b>21 551 827</b>
<b>BOTSWANA</b>				
658 Made-up Articles, Wholly/chiefly Of Textile Materials	16	108	222	2 465
LAINNYA	0	0	0	0
<b>SUB TOTAL</b>	<b>16</b>	<b>108</b>	<b>222</b>	<b>2 465</b>
<b>EQUATORIAL GUINEA</b>				
874 Measuring, Checking, Analysing, And Controlling Instrument A	0	1	0	10
694 Nails, Screws, Nuts, Bolts, Rivets Of Iron/steel Or Copper	0	1	0	2
LAINNYA	0	0	0	0
<b>SUB TOTAL</b>	<b>0</b>	<b>2</b>	<b>0</b>	<b>12</b>
<b>TOGO</b>				
263 Cotton	0	3 525 907	0	6 315 241
282 Waste And Scrap Metal Of Iron/steel	758 995	989 635	258 059	334 631
682 Copper	0	9 476	0	40 320
575 Other Plastics In Primary Forms	0	17 262	0	23 120
699 Manufactures Of Base Metals	0	3 338	0	22 000
LAINNYA	0	309	0	12 465
<b>SUB TOTAL</b>	<b>758 995</b>	<b>4 545 927</b>	<b>258 059</b>	<b>6 747 777</b>
<b>GHANA</b>				
072 Cocoa	427 687	8 532 615	606 341	30 336 493
288 Non-ferrous Base Metal Waste And Scraps	46 200	176 820	200 746	740 934
057 Fruit And Nut; Fresh Or Dried	0	510 328	0	446 538
263 Cotton	0	161 742	0	341 145
248 Wood, simply Worked And Railway Sleeper Of Wood	53 380	81 067	51 256	105 397
LAINNYA	0	208 960	0	278 681
<b>SUB TOTAL</b>	<b>527 267</b>	<b>9 671 532</b>	<b>858 343</b>	<b>32 249 188</b>



**I.6 IMPOR KOMODITI MENURUT NEGARA ASAL / IMPORT BY COUNTRY OF ORIGIN  
DAN LIMA GOLONGAN BARANG (SITC) UTAMA / AND FIVE MAJOR SITC COMMODITY GROUP  
\*\* NOVEMBER / NOVEMBER 2010 \*\***

Negara Asal/SITC/Uraian Golongan Barang <i>Country of Origin/SITC/group Description</i>	Berat Bersih / <i>Net Weight (Kg)</i>		Nilai CIF / <i>CIF Value (US\$)</i>	
	Bulan ini <i>Current month</i>	Kumulatif <i>Cum. Jan to date</i>	Bulan ini <i>Current month</i>	Kumulatif <i>Cum. Jan to date</i>
<b>LIBERIA</b>				
793 Ships, Boats, And Floating Structures	0	3 487 000	0	5 500 000
282 Waste And Scrap Metal Of Iron/steel	1 851 535	3 625 075	768 387	1 465 211
523 Metallicsalts And Peroxysalts	0	100 000	0	35 300
655 Knitted Or Crocheted Fabrics	0	420	0	3 153
657 Special Yarns,textile Fabrics	0	166	0	1 437
LAINNYA	0	0	0	0
<b>SUB TOTAL</b>	<b>1 851 535</b>	<b>7 212 661</b>	<b>768 387</b>	<b>7 005 101</b>
<b>GUINEA</b>				
282 Waste And Scrap Metal Of Iron/steel	386 010	501 060	157 404	203 309
248 Wood,simply Worked And Railway Sleeper Of Wood	20 840	41 680	21 274	42 320
694 Nails, Screws, Nuts, Bolts, Rivets Of Iron/steel Or Copper	0	146	0	4 434
LAINNYA	0	0	0	0
<b>SUB TOTAL</b>	<b>406 850</b>	<b>542 886</b>	<b>178 678</b>	<b>250 063</b>
<b>ANGOLA</b>				
282 Waste And Scrap Metal Of Iron/steel	908 035	3 687 613	272 054	1 176 841
691 Structures And Parts Of Iron/steel Or Aluminium	789	240 789	2 631	1 043 031
764 Telecommunication Equipments And Parts	0	21 528	0	412 691
874 Measuring, Checking, Analysing, And Controlling Instrument A	538	20 624	1 796	163 067
786 Trailers And Other Vehicles, Not Motorized	0	27 461	0	156 974
LAINNYA	12 196	25 637	40 672	241 885
<b>SUB TOTAL</b>	<b>921 558</b>	<b>4 023 652</b>	<b>317 153</b>	<b>3 194 489</b>
<b>CONGO</b>				
292 Crude Vegetable Materials	100 000	200 000	160 000	320 000
282 Waste And Scrap Metal Of Iron/steel	127 640	356 740	49 524	135 437
248 Wood,simply Worked And Railway Sleeper Of Wood	0	24 500	0	38 384
592 Starches, Inulin, And Wheat Glutenal Buminoidal Substances; G	6 159	6 159	12 251	12 251
728 Other Machines And Equipment Specialized For Particular Indu	0	93	0	2 459
LAINNYA	0	55	0	1 445
<b>SUB TOTAL</b>	<b>233 799</b>	<b>587 547</b>	<b>221 775</b>	<b>509 976</b>
<b>CAMEROON</b>				
072 Cocoa	0	1 988 865	0	7 353 684
263 Cotton	0	3 824 168	0	7 073 870
248 Wood,simply Worked And Railway Sleeper Of Wood	71 606	990 445	84 308	952 870
685 Lead	48 700	193 360	92 774	301 663
247 Wood In The Rough Or Roughly Squared	0	250 559	0	189 058
LAINNYA	82	94 466	2 250	412 104
<b>SUB TOTAL</b>	<b>120 388</b>	<b>7 341 863</b>	<b>179 332</b>	<b>16 283 249</b>
<b>NIGERIA</b>				
333 Petroleum Oil, Crude	129 772 990	1 357 524 690	85 120 147	831 427 430
263 Cotton	102 887	3 610 702	324 362	6 273 051
685 Lead	149 450	905 031	252 681	1 635 697
248 Wood,simply Worked And Railway Sleeper Of Wood	0	78 000	0	66 469
684 Alumunium	0	25 580	0	53 846
LAINNYA	0	43 045	0	59 087
<b>SUB TOTAL</b>	<b>130 025 327</b>	<b>1 362 187 048</b>	<b>85 697 190</b>	<b>839 515 580</b>

**I.6 IMPOR KOMODITI MENURUT NEGARA ASAL / IMPORT BY COUNTRY OF ORIGIN  
DAN LIMA GOLONGAN BARANG (SITC) UTAMA / AND FIVE MAJOR SITC COMMODITY GROUP  
\*\* NOVEMBER / NOVEMBER 2010 \*\***

Negara Asal/SITC/Uraian Golongan Barang <i>Country of Origin/SITC/group Description</i>	Berat Bersih / <i>Net Weight (Kg)</i>		Nilai CIF / <i>CIF Value (US\$)</i>	
	Bulan ini <i>Current month</i>	Kumulatif <i>Cum. Jan to date</i>	Bulan ini <i>Current month</i>	Kumulatif <i>Cum. Jan to date</i>
<b>SIERRA LEONE</b>				
282 Waste And Scrap Metal Of Iron/steel	1 217 630	2 772 615	474 053	1 082 558
772 Electrical Apparatus For Making And Breaking Electrical Circ	1 220	1 226	52 830	54 125
112 Alcoholic Beverages	2 681	2 681	23 563	23 563
844 Women's Coats/jackets, Knitted	0	52	0	4 976
743 Pumps, Compressors, Fans, Blowers, Centrifuges, And Parts	0	571	0	4 799
LAINNYA	2 039	2 140	6 899	11 556
<b>SUB TOTAL</b>	<b>1 223 570</b>	<b>2 779 285</b>	<b>557 345</b>	<b>1 181 577</b>
<b>GABON</b>				
081 Feeding Stuff For Animals	0	168 711	0	109 156
635 Wood Manufactures	0	27 962	0	64 648
874 Measuring, Checking, Analysing, And Controlling Instrument A	0	38	0	32 244
248 Wood, simply Worked And Railway Sleeper Of Wood	14 550	14 550	13 351	13 351
554 Soap,cleansing And Polishing Preparations	0	2 562	0	8 516
LAINNYA	2	2	533	533
<b>SUB TOTAL</b>	<b>14 552</b>	<b>213 825</b>	<b>13 884</b>	<b>228 448</b>
<b>COTE D'IVOIRE</b>				
263 Cotton	0	11 145 652	0	20 557 874
072 Cocoa	250 250	5 625 712	871 043	19 786 311
057 Fruit And Nut; Fresh Or Dried	0	1 032 886	0	870 594
288 Non-ferrous Base Metal Waste And Scraps	0	123 485	0	862 097
282 Waste And Scrap Metal Of Iron/steel	0	725 960	0	260 795
LAINNYA	19 024	82 635	25 155	109 782
<b>SUB TOTAL</b>	<b>269 274</b>	<b>18 736 330</b>	<b>896 198</b>	<b>42 447 453</b>
<b>SENEGAL</b>				
282 Waste And Scrap Metal Of Iron/steel	1 424 730	4 433 625	560 299	1 753 947
263 Cotton	0	99 348	0	161 529
288 Non-ferrous Base Metal Waste And Scraps	0	92 950	0	143 023
724 Textile/leather Machinery And Parts	0	2 500	0	72 000
772 Electrical Apparatus For Making And Breaking Electrical Circ	0	1 301	0	71 527
LAINNYA	1	57 349	2	96 397
<b>SUB TOTAL</b>	<b>1 424 731</b>	<b>4 687 073</b>	<b>560 301</b>	<b>2 298 423</b>
<b>MAURITANIA</b>				
282 Waste And Scrap Metal Of Iron/steel	0	1 494 320	0	632 953
573 Polimers Of Vinyl Chloride In Primary Forms	0	4 530	0	8 033
776 Thermionic, Cold Cathode, And Photo Cathode Valves/tubes	0	48	0	6 235
845 Articles Of Apparel	0	31	0	1 697
759 Parts And Accessories For Machine Of Heading 751 Or 752	0	19	0	1 138
LAINNYA	0	45	0	302
<b>SUB TOTAL</b>	<b>0</b>	<b>1 498 993</b>	<b>0</b>	<b>650 358</b>
<b>MALI</b>				
263 Cotton	200 436	10 895 909	426 132	20 159 463
571 Polymers Of Ethylene In Primary Forms	0	360 000	0	291 600
764 Telecommunication Equipments And Parts	36	979	3 732	137 395
282 Waste And Scrap Metal Of Iron/steel	0	209 840	0	75 542
743 Pumps, Compressors, Fans, Blowers, Centrifuges, And Parts	0	121	0	17 874
LAINNYA	0	157	0	1 352
<b>SUB TOTAL</b>	<b>200 472</b>	<b>11 467 006</b>	<b>429 864</b>	<b>20 683 226</b>

**I.6 IMPOR KOMODITI MENURUT NEGARA ASAL / IMPORT BY COUNTRY OF ORIGIN  
DAN LIMA GOLONGAN BARANG (SITC) UTAMA / AND FIVE MAJOR SITC COMMODITY GROUP  
\*\* NOVEMBER / NOVEMBER 2010 \*\***

Negara Asal/SITC/Uraian Golongan Barang <i>Country of Origin/SITC/group Description</i>	Berat Bersih / <i>Net Weight (Kg)</i>		Nilai CIF / <i>CIF Value (US\$)</i>	
	Bulan ini <i>Current month</i>	Kumulatif <i>Cum. Jan to date</i>	Bulan ini <i>Current month</i>	Kumulatif <i>Cum. Jan to date</i>
<b>BENIN</b>				
263 Cotton	0	12 262 113	0	22 548 261
282 Waste And Scrap Metal Of Iron/steel	408 200	3 928 320	164 616	1 506 090
288 Non-ferrous Base Metal Waste And Scraps	60 560	181 500	452 902	1 283 589
874 Measuring, Checking, Analysing, And Controlling Instrument A	0	7	0	70
LAINNYA	0	0	0	0
<b>SUB TOTAL</b>	<b>468 760</b>	<b>16 371 940</b>	<b>617 518</b>	<b>25 338 010</b>
<b>BURKINA FASO</b>				
263 Cotton	75 536	29 644 562	171 523	53 243 167
LAINNYA	0	0	0	0
<b>SUB TOTAL</b>	<b>75 536</b>	<b>29 644 562</b>	<b>171 523</b>	<b>53 243 167</b>
<b>GUINEA BISSAU</b>				
772 Electrical Apparatus For Making And Breaking Electrical Circ	0	1	0	3
LAINNYA	0	0	0	0
<b>SUB TOTAL</b>	<b>0</b>	<b>1</b>	<b>0</b>	<b>3</b>
<b>GAMBIA</b>				
282 Waste And Scrap Metal Of Iron/steel	330 670	1 797 310	130 287	742 162
574 Poliacetals And Polycarbons In Primary Forms	0	5 999	0	46 000
LAINNYA	0	0	0	0
<b>SUB TOTAL</b>	<b>330 670</b>	<b>1 803 309</b>	<b>130 287</b>	<b>788 162</b>
<b>U.S. VIRGIN ISLANDS</b>				
682 Copper	0	78 995	0	373 111
775 Household Type, Electrical/non-electrical Equipments	0	27 978	0	190 742
657 Special Yarns, textile Fabrics	417	4 652	4 712	50 654
679 Tubes, Pipes, Hollow Profile, Pipe Fitting Of Iron/steel	0	8 450	0	10 200
611 Leathers	64	64	1 906	1 906
LAINNYA	0	0	0	0
<b>SUB TOTAL</b>	<b>481</b>	<b>120 139</b>	<b>6 618</b>	<b>626 613</b>
<b>SEYCHELLES</b>				
724 Textile/leather Machinery And Parts	0	35 896	0	506 336
112 Alcoholic Beverages	0	5 125	0	30 379
764 Telecommunication Equipments And Parts	0	2 690	0	23 713
813 Lighting Fixtures And Fittings	0	3 673	0	8 254
LAINNYA	0	0	0	0
<b>SUB TOTAL</b>	<b>0</b>	<b>47 384</b>	<b>0</b>	<b>568 682</b>
<b>UGANDA</b>				
263 Cotton	243 050	3 991 695	549 084	7 516 365
287 Ores And Concentrates Of Basemetals	0	12 800	0	575 496
611 Leathers	10 329	42 863	114 790	391 469
685 Lead	0	151 880	0	241 555
121 Tobacco, Unmanufactured And Refused	0	30 169	0	184 199
LAINNYA	0	47 070	0	93 322
<b>SUB TOTAL</b>	<b>253 379</b>	<b>4 276 477</b>	<b>663 874</b>	<b>9 002 406</b>

**I.6 IMPOR KOMODITI MENURUT NEGARA ASAL / IMPORT BY COUNTRY OF ORIGIN  
DAN LIMA GOLONGAN BARANG (SITC) UTAMA / AND FIVE MAJOR SITC COMMODITY GROUP  
\*\* NOVEMBER / NOVEMBER 2010 \*\***

Negara Asal/SITC/Uraian Golongan Barang <i>Country of Origin/SITC/group Description</i>	Berat Bersih / <i>Net Weight (Kg)</i>		Nilai CIF / <i>CIF Value (US\$)</i>	
	Bulan ini <i>Current month</i>	Kumulatif <i>Cum. Jan to date</i>	Bulan ini <i>Current month</i>	Kumulatif <i>Cum. Jan to date</i>
<b>CENTRAL AFRICAN REPUBLIC</b>				
263 Cotton	0	3 693 355	0	6 826 926
651 Textile Yarns	0	50 973	0	60 148
718 Other Power Generating Machines And Parts	0	147	0	25 019
747 Taps, Cocks, And Valves For Pipes	0	27	0	6 303
778 Electrical Machinery And Apparatus	0	16	0	3 732
LAINNYA	0	9	0	2 107
<b>SUB TOTAL</b>	<b>0</b>	<b>3 744 527</b>	<b>0</b>	<b>6 924 235</b>
<b>NIGER</b>				
778 Electrical Machinery And Apparatus	0	31 021	0	318 112
782 Motor Vehicle For The Transportation Of Goods	9 900	9 900	83 069	83 069
684 Alumunium	0	4 023	0	39 013
575 Other Plastics In Primary Forms	0	3 020	0	38 004
699 Manufactures Of Base Metals	21 000	21 009	28 949	29 072
LAINNYA	1 650	10 831	26 074	84 183
<b>SUB TOTAL</b>	<b>32 550</b>	<b>79 804</b>	<b>138 092</b>	<b>591 453</b>
<b>CHAD</b>				
263 Cotton	0	1 566 506	0	2 735 655
LAINNYA	0	0	0	0
<b>SUB TOTAL</b>	<b>0</b>	<b>1 566 506</b>	<b>0</b>	<b>2 735 655</b>
<b>DJIBOUTI</b>				
075 Spices	0	60 825	0	21 897
LAINNYA	0	0	0	0
<b>SUB TOTAL</b>	<b>0</b>	<b>60 825</b>	<b>0</b>	<b>21 897</b>
<b>SAINT HELENA</b>				
073 Chocolate And Other Food Preparations Containing Cocoa	0	80 000	0	338 400
598 Miscellaneous Chemical Products	0	54	0	23 940
641 Papers And Paperboards	0	5 110	0	17 940
582 Plates, Sheets, And Film Of Plastics	0	1 603	0	14 605
778 Electrical Machinery And Apparatus	0	145	0	3 699
LAINNYA	3	1 270	25	7 311
<b>SUB TOTAL</b>	<b>3</b>	<b>88 182</b>	<b>25</b>	<b>405 895</b>
<b>SAO TOME AND PRINCIPE</b>				
892 Printed Matter	0	70	0	7 250
771 Electric Power Machinery And Parts	0	2	0	1 307
694 Nails, Screws, Nuts, Bolts, Rivets Of Iron/steel Or Copper	0	1	0	330
656 Tulle,lace,embroidery,ribbons,trimmings And Other Small Ware	1	1	2	2
LAINNYA	0	0	0	0
<b>SUB TOTAL</b>	<b>1</b>	<b>74</b>	<b>2</b>	<b>8 889</b>
<b>SWAZILAND</b>				
743 Pumps, Compressors, Fans, Blowers, Centrifuges, And Parts	381	53 482	322	3 418 999
725 Papermill/pulpmill Machinery And Paper Cutting Machines	0	13 971	0	554 228
251 Pulp And Waste Paper	0	608 250	0	364 950

**I.6 IMPOR KOMODITI MENURUT NEGARA ASAL / IMPORT BY COUNTRY OF ORIGIN  
DAN LIMA GOLONGAN BARANG (SITC) UTAMA / AND FIVE MAJOR SITC COMMODITY GROUP  
\*\* NOVEMBER / NOVEMBER 2010 \*\***

Negara Asal/SITC/Uraian Golongan Barang <i>Country of Origin/SITC/group Description</i>	Berat Bersih / <i>Net Weight (Kg)</i>		Nilai CIF / <i>CIF Value (US\$)</i>	
	Bulan ini <i>Current month</i>	Kumulatif <i>Cum. Jan to date</i>	Bulan ini <i>Current month</i>	Kumulatif <i>Cum. Jan to date</i>
885 Watches And Clocks	270	4 963	9 045	344 026
516 Other Organic Chemicals	18 160	54 480	95 158	285 474
LAINNYA	21 776	221 558	122 038	1 451 156
<b>SUB TOTAL</b>	<b>40 587</b>	<b>956 704</b>	<b>226 563</b>	<b>6 418 833</b>
<b>SOUTH AFRICA</b>				
251 Pulp And Waste Paper	17 454 161	276 993 404	17 738 491	260 574 584
282 Waste And Scrap Metal Of Iron/steel	9 391 570	99 211 347	3 310 099	36 282 249
684 Alumunium	1 794 933	15 520 955	4 218 702	35 752 004
061 Sugar, Molasses, And Honey	0	22 000 000	0	11 541 640
057 Fruit And Nut; Fresh Or Dried	509 371	9 663 456	370 829	10 977 901
LAINNYA	4 704 403	98 515 986	9 861 364	118 126 290
<b>SUB TOTAL</b>	<b>33 854 438</b>	<b>521 905 148</b>	<b>35 499 485</b>	<b>473 254 668</b>
<b>ZIMBABWE</b>				
263 Cotton	819 838	5 916 045	2 065 508	11 429 785
121 Tobacco, Unmanufactured And Refused	0	910 800	0	7 649 928
074 Tea And Mate	0	125 100	0	108 836
821 Furnitures And Parts	0	50	0	464
LAINNYA	0	0	0	0
<b>SUB TOTAL</b>	<b>819 838</b>	<b>6 951 995</b>	<b>2 065 508</b>	<b>19 189 013</b>
<b>ZAMBIA</b>				
263 Cotton	244 790	1 820 305	618 684	3 132 119
121 Tobacco, Unmanufactured And Refused	16 034	31 874	141 253	282 487
LAINNYA	0	0	0	0
<b>SUB TOTAL</b>	<b>260 824</b>	<b>1 852 179</b>	<b>759 937</b>	<b>3 414 606</b>
<b>MALAWI</b>				
263 Cotton	94 037	6 226 726	149 577	9 413 021
074 Tea And Mate	23 078	70 580	46 768	165 219
121 Tobacco, Unmanufactured And Refused	1 938	11 253	17 079	100 137
694 Nails, Screws, Nuts, Bolts, Rivets Of Iron/steel Or Copper	0	28	0	1 476
LAINNYA	0	0	0	0
<b>SUB TOTAL</b>	<b>119 053</b>	<b>6 308 587</b>	<b>213 424</b>	<b>9 679 853</b>
<b>COMOROS</b>				
282 Waste And Scrap Metal Of Iron/steel	0	220 070	0	102 552
LAINNYA	0	0	0	0
<b>SUB TOTAL</b>	<b>0</b>	<b>220 070</b>	<b>0</b>	<b>102 552</b>
<b>BURUNDI</b>				
263 Cotton	0	93 111	0	140 625
748 Transmission Shafts And Cranks	1	1	246	246
LAINNYA	0	0	0	0
<b>SUB TOTAL</b>	<b>1</b>	<b>93 112</b>	<b>246</b>	<b>140 871</b>
<b>MAURITIUS</b>				
845 Articles Of Apparel	1 919	16 126	64 302	506 442
282 Waste And Scrap Metal Of Iron/steel	224 800	616 570	81 984	236 274

**I.6 IMPOR KOMODITI MENURUT NEGARA ASAL / IMPORT BY COUNTRY OF ORIGIN  
DAN LIMA GOLONGAN BARANG (SITC) UTAMA / AND FIVE MAJOR SITC COMMODITY GROUP  
\*\* NOVEMBER / NOVEMBER 2010 \*\***

Negara Asal/SITC/Uraian Golongan Barang <i>Country of Origin/SITC/group Description</i>	Berat Bersih / <i>Net Weight (Kg)</i>		Nilai CIF / <i>CIF Value (US\$)</i>	
	Bulan ini <i>Current month</i>	Kumulatif <i>Cum. Jan to date</i>	Bulan ini <i>Current month</i>	Kumulatif <i>Cum. Jan to date</i>
034 Fish, Fresh, Chilled Or Frozen	71 299	192 304	49 909	134 612
844 Women's Coats/jackets, Knitted	155	1 701	5 670	54 166
841 Men's Coats/jackets, Not Knitted	0	1 200	0	49 445
LAINNYA	8 814	106 723	18 709	118 604
<b>SUB TOTAL</b>	<b>306 987</b>	<b>934 624</b>	<b>220 574</b>	<b>1 099 543</b>
<b>RWANDA</b>				
746 Ball Or Roller Bearings	0	31	0	661
LAINNYA	0	0	0	0
<b>SUB TOTAL</b>	<b>0</b>	<b>31</b>	<b>0</b>	<b>661</b>
<b>VIRGIN ISLANDS (BRITISH)</b>				
792 Aircraft And Associated Equipments And Parts	0	11 457	0	8 000 000
657 Special Yarns,textile Fabrics	46 422	360 187	381 487	2 980 219
793 Ships, Boats, And Floating Structures	0	74 000	0	2 587 500
851 Footwears	10 067	86 628	91 254	648 760
872 Medical Instruments And Appliances	0	1 057	0	275 101
LAINNYA	15 250	253 749	27 800	714 594
<b>SUB TOTAL</b>	<b>71 739</b>	<b>787 078</b>	<b>500 541</b>	<b>15 206 174</b>
<b>AUSTRALIA</b>				
041 Wheat And Meslin, Unmilled	289 454 090	2 954 274 051	103 057 650	818 324 015
001 Live Animals Other Than Fish	12 708 713	200 425 779	31 175 303	425 557 983
263 Cotton	7 024 706	88 994 022	16 364 131	180 358 724
684 Aluminium	6 544 824	72 606 807	16 686 340	173 797 419
011 Meat Of Bovine Animals Fresh, Chilled Or Frozen	4 949 717	45 129 666	16 170 865	144 315 015
LAINNYA	346 652 237	3 396 423 933	217 390 760	1 954 170 101
<b>SUB TOTAL</b>	<b>667 334 287</b>	<b>6 757 854 258</b>	<b>400 845 049</b>	<b>3 696 523 257</b>
<b>NEW ZEALAND</b>				
022 Milk,cream, And Milk Products Other Than Butter Or Cheese	4 985 384	49 700 288	21 520 321	207 175 030
011 Meat Of Bovine Animals Fresh, Chilled Or Frozen	1 973 328	32 111 844	6 822 192	104 287 780
251 Pulp And Waste Paper	12 721 834	156 442 780	5 983 226	80 611 683
023 Butter And Other Fats From Milk	744 045	8 438 345	4 211 180	41 825 478
081 Feeding Stuff For Animals	4 390 977	71 747 948	2 249 365	36 452 168
LAINNYA	14 065 516	208 758 080	16 799 260	203 186 901
<b>SUB TOTAL</b>	<b>38 881 084</b>	<b>527 199 285</b>	<b>57 585 544</b>	<b>673 539 040</b>
<b>MICRONESIA, FED. STATES OF</b>				
292 Crude Vegetable Materials	191	1 872	665	6 719
057 Fruit And Nut; Fresh Or Dried	10	10	33	33
LAINNYA	0	0	0	0
<b>SUB TOTAL</b>	<b>201</b>	<b>1 882</b>	<b>698</b>	<b>6 752</b>
<b>GUAM</b>				
845 Articles Of Apparel	0	7	0	208
LAINNYA	0	0	0	0
<b>SUB TOTAL</b>	<b>0</b>	<b>7</b>	<b>0</b>	<b>208</b>

I.6 IMPOR KOMODITI MENURUT NEGARA ASAL / IMPORT BY COUNTRY OF ORIGIN  
DAN LIMA GOLONGAN BARANG (SITC) UTAMA / AND FIVE MAJOR SITC COMMODITY GROUP  
\*\* NOVEMBER / NOVEMBER 2010 \*\*

Negara Asal/SITC/Uraian Golongan Barang <i>Country of Origin/SITC/group Description</i>	Berat Bersih / <i>Net Weight (Kg)</i>		Nilai CIF / <i>CIF Value (US\$)</i>	
	Bulan ini <i>Current month</i>	Kumulatif <i>Cum. Jan to date</i>	Bulan ini <i>Current month</i>	Kumulatif <i>Cum. Jan to date</i>
<b>NAURU</b>				
679 Tubes, Pipes, Hollow Profile, Pipe Fitting Of Iron/steel	0	224	0	22 854
778 Electrical Machinery And Apparatus	0	76	0	7 792
776 Thermionic, Cold Cathode, And Photo Cathode Valves/tubes	0	76	0	7 698
745 Other Non-electical Machinery, Tools, And Mechanical Apparat	0	26	0	2 220
772 Electrical Apparatus For Making And Breaking Electrical Circ	0	187	0	1 409
LAINNYA	0	1	0	1
<b>SUB TOTAL</b>	<b>0</b>	<b>590</b>	<b>0</b>	<b>41 974</b>
<b>NEW CALEDONIA</b>				
772 Electrical Apparatus For Making And Breaking Electrical Circ	6 724	10 003	152 000	231 914
771 Electric Power Machinery And Parts	12 746	12 746	140 000	140 000
652 Cotton Fabrics, Woven	5	2 555	47	29 854
023 Butter And Other Fats From Milk	0	8 733	0	14 651
211 Hides And Skins, Raw	0	15 369	0	8 914
LAINNYA	0	10 622	0	24 185
<b>SUB TOTAL</b>	<b>19 475</b>	<b>60 028</b>	<b>292 047</b>	<b>449 518</b>
<b>NIUE</b>				
751 Office Machines	0	2	0	62
LAINNYA	0	0	0	0
<b>SUB TOTAL</b>	<b>0</b>	<b>2</b>	<b>0</b>	<b>62</b>
<b>SAINT VINCENT AND THE GRENADINES</b>				
773 Equipment For Distributing Electricity	14 322	14 322	145 739	145 739
679 Tubes, Pipes, Hollow Profile, Pipe Fitting Of Iron/steel	8 111	8 111	27 445	27 445
892 Printed Matter	15 997	15 997	21 627	21 627
743 Pumps, Compressors, Fans, Blowers, Centrifuges, And Parts	3 911	3 911	10 641	10 641
676 Iron/steel Bars, Rods, Angels, Shaped And Sections	6 915	6 915	9 405	9 405
LAINNYA	24 343	24 343	57 084	57 084
<b>SUB TOTAL</b>	<b>73 599</b>	<b>73 599</b>	<b>271 941</b>	<b>271 941</b>
<b>VANUATU</b>				
072 Cocoa	0	331 765	0	1 152 599
874 Measuring, Checking, Analysing, And Controlling Instrument A	0	720	0	36 199
LAINNYA	0	0	0	0
<b>SUB TOTAL</b>	<b>0</b>	<b>332 485</b>	<b>0</b>	<b>1 188 798</b>
<b>BRITISH INDIAN OCEAN TERRITORY</b>				
731 Machine Tools By Removing Metal	0	2 270	0	29 582
894 Baby Carriages, Toys, Games, And Sporting Goods	0	3 615	0	23 241
848 Articles Of Apparel And Clothing Accessories Of Other Than T	398	398	5 230	5 230
778 Electrical Machinery And Apparatus	0	19	0	1 392
772 Electrical Apparatus For Making And Breaking Electrical Circ	0	6	0	332
LAINNYA	0	18	0	151
<b>SUB TOTAL</b>	<b>398</b>	<b>6 326</b>	<b>5 230</b>	<b>59 928</b>
<b>OTH.OCEANIA</b>				
263 Cotton	0	193 011	0	332 750
656 Tulle,lace,enbroidery,ribbons,trimmings And Other Small Ware	0	9	0	196
LAINNYA	0	0	0	0
<b>SUB TOTAL</b>	<b>0</b>	<b>193 020</b>	<b>0</b>	<b>332 946</b>

**I.6 IMPOR KOMODITI MENURUT NEGARA ASAL / IMPORT BY COUNTRY OF ORIGIN  
DAN LIMA GOLONGAN BARANG (SITC) UTAMA / AND FIVE MAJOR SITC COMMODITY GROUP  
\*\* NOVEMBER / NOVEMBER 2010 \*\***

Negara Asal/SITC/Uraian Golongan Barang <i>Country of Origin/SITC/group Description</i>	Berat Bersih / <i>Net Weight (Kg)</i>		Nilai CIF / <i>CIF Value (US\$)</i>	
	Bulan ini <i>Current month</i>	Kumulatif <i>Cum. Jan to date</i>	Bulan ini <i>Current month</i>	Kumulatif <i>Cum. Jan to date</i>
<b>AMERICAN SAMOA</b>				
743 Pumps, Compressors, Fans, Blowers, Centrifuges, And Parts	408 991	3 810 687	245 215	2 201 384
728 Other Machines And Equipment Specialized For Particular Indu	0	13 640	0	1 150 231
263 Cotton	57 834	482 070	130 012	866 741
533 Pigments, Paints, Varnishes, And Related Materials	0	302 400	0	721 000
748 Transmission Shafts And Cranks	45 042	633 247	25 390	337 116
LAINNYA	20 169	1 314 944	139 166	982 002
<b>SUB TOTAL</b>	<b>532 036</b>	<b>6 556 988</b>	<b>539 783</b>	<b>6 258 474</b>
<b>COOK ISLANDS</b>				
747 Taps, Cocks, And Valves For Pipes	0	7 102	0	163 570
621 Materials Of Rubber	0	26 742	0	150 771
793 Ships, Boats, And Floating Structures	0	130 000	0	138 408
657 Special Yarns, textile Fabrics	0	20 520	0	92 156
725 Papermill/pulpmill Machinery And Paper Cutting Machines	0	2 165	0	48 331
LAINNYA	0	46 285	0	119 743
<b>SUB TOTAL</b>	<b>0</b>	<b>232 814</b>	<b>0</b>	<b>712 979</b>
<b>FIJI</b>				
282 Waste And Scrap Metal Of Iron/steel	346 980	1 995 220	96 082	668 823
081 Feeding Stuff For Animals	60 340	303 430	54 306	273 087
685 Lead	0	21 000	0	43 050
652 Cotton Fabrics, Woven	0	726	0	37 335
111 Non-alcoholic Beverages, Nes	0	36 920	0	21 924
LAINNYA	1	3	2	10
<b>SUB TOTAL</b>	<b>407 321</b>	<b>2 357 299</b>	<b>150 390</b>	<b>1 044 229</b>
<b>KIRIBATI</b>				
793 Ships, Boats, And Floating Structures	0	2 808 000	0	1 953 000
034 Fish, Fresh, Chilled Or Frozen	0	1 200 000	0	1 066 200
776 Thermionic, Cold Cathode, And Photo Cathode Valves/tubes	0	21	0	13 500
611 Leathers	0	775	0	5 880
899 Other Miscellaneous Manufactured Articles	0	174	0	1 691
LAINNYA	0	0	0	0
<b>SUB TOTAL</b>	<b>0</b>	<b>4 008 970</b>	<b>0</b>	<b>3 040 271</b>
<b>MARSHALL ISLANDS</b>				
793 Ships, Boats, And Floating Structures	0	10 769 000	0	25 545 175
724 Textile/leather Machinery And Parts	0	1 070	0	9 030
748 Transmission Shafts And Cranks	0	1	0	7 197
884 Optical Goods	0	26	0	1 350
778 Electrical Machinery And Apparatus	0	2	0	37
LAINNYA	0	1	0	20
<b>SUB TOTAL</b>	<b>0</b>	<b>10 770 100</b>	<b>0</b>	<b>25 562 809</b>
<b>SAMOA</b>				
652 Cotton Fabrics, Woven	0	4 217	0	45 986
598 Miscellaneous Chemical Products	0	16 500	0	16 500
655 Knitted Or Crocheted Fabrics	0	1 228	0	12 396
772 Electrical Apparatus For Making And Breaking Electrical Circ	0	349	0	9 779
892 Printed Matter	0	162	0	5 027
LAINNYA	0	122	0	2 251
<b>SUB TOTAL</b>	<b>0</b>	<b>22 578</b>	<b>0</b>	<b>91 939</b>



**I.6 IMPOR KOMODITI MENURUT NEGARA ASAL / IMPORT BY COUNTRY OF ORIGIN  
DAN LIMA GOLONGAN BARANG (SITC) UTAMA / AND FIVE MAJOR SITC COMMODITY GROUP  
\*\* NOVEMBER / NOVEMBER 2010 \*\***

Negara Asal/SITC/Uraian Golongan Barang <i>Country of Origin/SITC/group Description</i>	Berat Bersih / <i>Net Weight (Kg)</i>		Nilai CIF / <i>CIF Value (US\$)</i>	
	Bulan ini <i>Current month</i>	Kumulatif <i>Cum. Jan to date</i>	Bulan ini <i>Current month</i>	Kumulatif <i>Cum. Jan to date</i>
<b>SOLOMON ISLANDS</b>				
072 Cocoa	75 000	2 879 998	243 547	9 905 917
246 Wood In Chips Or Particles And Waste	0	4 000 000	0	371 534
621 Materials Of Rubber	0	291	0	3 936
523 Metallicsalts And Peroxysalts	0	64	0	947
792 Aircraft And Associated Equipments And Parts	0	1	0	270
LAINNYA	0	0	0	0
<b>SUB TOTAL</b>	<b>75 000</b>	<b>6 880 354</b>	<b>243 547</b>	<b>10 282 604</b>
<b>TONGA</b>				
263 Cotton	0	99 992	0	200 052
LAINNYA	0	0	0	0
<b>SUB TOTAL</b>	<b>0</b>	<b>99 992</b>	<b>0</b>	<b>200 052</b>
<b>TUVALU</b>				
793 Ships, Boats, And Floating Structures	0	1 369 000	0	1 062 006
676 Iron/steel Bars, Rods, Angels, Shaped And Sections	0	7 997	0	9 596
742 Pumps For Liquid And Parts	0	1	0	53
LAINNYA	0	0	0	0
<b>SUB TOTAL</b>	<b>0</b>	<b>1 376 998</b>	<b>0</b>	<b>1 071 655</b>
<b>CHRISTMAS ISLANDS</b>				
793 Ships, Boats, And Floating Structures	0	17 000	0	205 891
764 Telecommunication Equipments And Parts	0	279	0	11 981
694 Nails, Screws, Nuts, Bolts, Rivets Of Iron/steel Or Copper	0	1	0	4
LAINNYA	0	0	0	0
<b>SUB TOTAL</b>	<b>0</b>	<b>17 280</b>	<b>0</b>	<b>217 876</b>
<b>U.S MINOR OUTLYING ISLAND</b>				
661 Lime,cement And Fabricated Construction Materials	0	6	0	970
LAINNYA	0	0	0	0
<b>SUB TOTAL</b>	<b>0</b>	<b>6</b>	<b>0</b>	<b>970</b>
<b>COCOS (KEELING) ISLANDS</b>				
695 Tools For Used In The Hand Or In Machines	0	823	0	5 234
726 Printing/book Binding Machinery And Parts	0	122	0	3 846
831 Travel Goods	0	218	0	588
694 Nails, Screws, Nuts, Bolts, Rivets Of Iron/steel Or Copper	0	1 091	0	567
785 Motorcycles, Scooters, And Other Cycles Motorized/non Motori	0	41	0	439
LAINNYA	0	109	0	384
<b>SUB TOTAL</b>	<b>0</b>	<b>2 404</b>	<b>0</b>	<b>11 058</b>
<b>TOKELAU</b>				
652 Cotton Fabrics, Woven	0	580	0	12 512
598 Miscellaneous Chemical Products	0	2 200	0	10 450
748 Transmission Shafts And Cranks	0	109	0	1 133
813 Lighting Fixtures And Fittings	0	124	0	266
694 Nails, Screws, Nuts, Bolts, Rivets Of Iron/steel Or Copper	0	14	0	190
LAINNYA	0	0	0	0
<b>SUB TOTAL</b>	<b>0</b>	<b>3 027</b>	<b>0</b>	<b>24 551</b>

I.6 IMPOR KOMODITI MENURUT NEGARA ASAL / *IMPORT BY COUNTRY OF ORIGIN*  
DAN LIMA GOLONGAN BARANG (SITC) UTAMA / *AND FIVE MAJOR SITC COMMODITY GROUP*  
\*\* NOVEMBER / *NOVEMBER 2010* \*\*

Negara Asal/SITC/Uraian Golongan Barang <i>Country of Origin/SITC/group Description</i>	Berat Bersih / <i>Net Weight (Kg)</i>		Nilai CIF / <i>CIF Value (US\$)</i>	
	Bulan ini <i>Current month</i>	Kumulatif <i>Cum. Jan to date</i>	Bulan ini <i>Current month</i>	Kumulatif <i>Cum. Jan to date</i>
<b>EAST TIMOR</b>				
071 Coffee And Coffee Substitutes	4 500	501 630	949	468 980
282 Waste And Scrap Metal Of Iron/steel	0	173 217	0	66 789
001 Live Animals Other Than Fish	0	92 137	0	57 591
223 Oil Seeds Use For Extraction Of Other Fixed Vegetable Oils	6 000	102 740	696	17 469
247 Wood In The Rough Or Roughly Squared	0	18 000	0	13 179
LAINNYA	0	399	0	1 600
<b>SUB TOTAL</b>	<b>10 500</b>	<b>888 123</b>	<b>1 645</b>	<b>625 608</b>
<b>UNITED STATES</b>				
792 Aircraft And Associated Equipments And Parts	221 515	5 881 099	132 409 464	2 584 353 997
222 Oil Seeds Use For Extraction Ofsoft Fixed Vegetable Oils	100 396 119	1 399 172 334	50 188 359	648 349 759
081 Feeding Stuff For Animals	63 701 663	1 074 060 064	29 975 421	515 763 544
723 Civil Engineering And Contractor Plants And Equipments/parts	1 783 456	17 866 767	29 327 873	239 473 413
263 Cotton	7 495 165	123 242 908	15 663 469	226 351 075
LAINNYA	260 629 306	2 841 029 198	462 801 679	4 411 823 482
<b>SUB TOTAL</b>	<b>434 227 224</b>	<b>5 461 252 370</b>	<b>720 366 265</b>	<b>8 626 115 270</b>
<b>CANADA</b>				
562 Fertilizers, Manufactured	56 566 000	592 913 000	20 929 420	237 520 020
041 Wheat And Meslin, Unmilled	30 591 110	692 313 253	10 676 402	221 084 923
251 Pulp And Waste Paper	25 943 495	287 217 235	21 184 126	221 062 752
081 Feeding Stuff For Animals	3 028 492	62 439 494	1 540 157	30 665 660
728 Other Machines And Equipment Specialized For Particular Indu	374 574	912 629	4 817 715	21 159 693
LAINNYA	11 014 993	104 780 334	19 663 150	232 849 978
<b>SUB TOTAL</b>	<b>127 518 664</b>	<b>1 740 575 945</b>	<b>78 810 970</b>	<b>964 343 026</b>
<b>MEXICO</b>				
764 Telecommunication Equipments And Parts	28 742	135 443	14 079 218	56 259 501
752 Automatic Data Processing Machines And Their Units	8 925	84 801	1 465 929	12 115 394
562 Fertilizers, Manufactured	0	31 001 404	0	12 038 527
759 Parts And Accessories For Machine Of Heading 751 Or 752	10 571	38 572	1 307 465	9 764 619
722 Tractors	147 218	942 367	1 037 387	8 129 312
LAINNYA	2 064 977	27 278 410	6 980 799	78 572 341
<b>SUB TOTAL</b>	<b>2 260 433</b>	<b>59 480 997</b>	<b>24 870 798</b>	<b>176 879 694</b>
<b>GUATEMALA</b>				
071 Coffee And Coffee Substitutes	0	18 765	0	55 015
551 Essential Oils, Perfumes, And Flavour Materials	0	350	0	49 493
845 Articles Of Apparel	0	957	0	39 771
579 Waste And Scrap Of Plastics	0	99 997	0	22 385
764 Telecommunication Equipments And Parts	0	35	0	5 776
LAINNYA	0	8 738	0	18 227
<b>SUB TOTAL</b>	<b>0</b>	<b>128 842</b>	<b>0</b>	<b>190 667</b>
<b>HONDURAS</b>				
211 Hides And Skins, Raw	0	240 375	0	96 150
579 Waste And Scrap Of Plastics	0	174 880	0	50 526
773 Equipment For Distributing Electricity	580	2 642	8 883	44 633
845 Articles Of Apparel	28	366	1 946	24 734
841 Men's Coats/jackets, Not Knitted	0	38	0	1 285
LAINNYA	0	93	0	2 616
<b>SUB TOTAL</b>	<b>608</b>	<b>418 394</b>	<b>10 829</b>	<b>219 944</b>

I.6 IMPOR KOMODITI MENURUT NEGARA ASAL / *IMPORT BY COUNTRY OF ORIGIN*  
DAN LIMA GOLONGAN BARANG (SITC) UTAMA / *AND FIVE MAJOR SITC COMMODITY GROUP*  
\*\* NOVEMBER / *NOVEMBER 2010* \*\*

Negara Asal/SITC/Uraian Golongan Barang <i>Country of Origin/SITC/group Description</i>	Berat Bersih / <i>Net Weight (Kg)</i>		Nilai CIF / <i>CIF Value (US\$)</i>	
	Bulan ini <i>Current month</i>	Kumulatif <i>Cum. Jan to date</i>	Bulan ini <i>Current month</i>	Kumulatif <i>Cum. Jan to date</i>
<b>NICARAGUA</b>				
726 Printing/book Binding Machinery And Parts	0	24 235	0	64 750
724 Textile/leather Machinery And Parts	0	17 098	0	41 420
845 Articles Of Apparel	0	504	0	23 133
716 Rotating Electric Plants And Parts	0	5 043	0	20 000
727 Food Processing Machines And Parts	0	1 454	0	10 925
LAINNYA	0	4 875	0	18 646
<b>SUB TOTAL</b>	<b>0</b>	<b>53 209</b>	<b>0</b>	<b>178 874</b>
<b>PANAMA</b>				
793 Ships, Boats, And Floating Structures	97 000	24 706 000	1 000 000	42 030 087
282 Waste And Scrap Metal Of Iron/steel	0	2 148 950	0	727 911
652 Cotton Fabrics, Woven	0	6 937	0	88 424
288 Non-ferrous Base Metal Waste And Scraps	0	47 250	0	76 073
598 Miscellaneous Chemical Products	0	2 006	0	58 500
LAINNYA	1 053	132 256	6 041	205 359
<b>SUB TOTAL</b>	<b>98 053</b>	<b>27 043 399</b>	<b>1 006 041</b>	<b>43 186 354</b>
<b>CUBA</b>				
542 Medicaments, Including Veterinary Medicaments	42	2 332	86 352	737 848
771 Electric Power Machinery And Parts	0	6 306	0	84 132
112 Alcoholic Beverages	0	1 438	0	7 740
121 Tobacco, Unmanufactured And Refused	0	201	0	5 178
742 Pumps For Liquid And Parts	0	8	0	581
LAINNYA	0	41	0	843
<b>SUB TOTAL</b>	<b>42</b>	<b>10 326</b>	<b>86 352</b>	<b>836 322</b>
<b>CURACAO</b>				
764 Telecommunication Equipments And Parts	0	5 141	0	33 282
772 Electrical Apparatus For Making And Breaking Electrical Circ	16	16	2 344	2 344
694 Nails, Screws, Nuts, Bolts, Rivets Of Iron/steel Or Copper	0	4 102	0	1 838
785 Motorcycles, Scooters, And Other Cycles Motorized/non Motori	0	919	0	314
778 Electrical Machinery And Apparatus	0	8	0	193
LAINNYA	0	17	0	6
<b>SUB TOTAL</b>	<b>16</b>	<b>10 203</b>	<b>2 344</b>	<b>37 977</b>
<b>SURINAME</b>				
282 Waste And Scrap Metal Of Iron/steel	0	170 375	0	61 335
778 Electrical Machinery And Apparatus	176	675	7 613	29 985
248 Wood, simply Worked And Railway Sleeper Of Wood	0	29 600	0	21 140
LAINNYA	0	0	0	0
<b>SUB TOTAL</b>	<b>176</b>	<b>200 650</b>	<b>7 613</b>	<b>112 460</b>
<b>CHILE</b>				
281 Iron Ore And Concentrates	152 128 000	1 072 307 000	37 812 814	168 632 065
251 Pulp And Waste Paper	10 981 351	135 136 799	8 806 801	97 199 748
057 Fruit And Nut; Fresh Or Dried	377	3 564 554	467	7 774 863
784 Parts And Accessories Of The Motor Vehicles	96 012	569 245	1 284 137	7 145 262
562 Fertilizers, Manufactured	0	6 811 000	0	4 593 450
LAINNYA	1 616 786	11 647 919	1 569 294	16 902 626
<b>SUB TOTAL</b>	<b>164 822 526</b>	<b>1 230 036 517</b>	<b>49 473 513</b>	<b>302 248 014</b>

**I.6 IMPOR KOMODITI MENURUT NEGARA ASAL / IMPORT BY COUNTRY OF ORIGIN  
DAN LIMA GOLONGAN BARANG (SITC) UTAMA / AND FIVE MAJOR SITC COMMODITY GROUP  
\*\* NOVEMBER / NOVEMBER 2010 \*\***

Negara Asal/SITC/Uraian Golongan Barang <i>Country of Origin/SITC/group Description</i>	Berat Bersih / <i>Net Weight (Kg)</i>		Nilai CIF / <i>CIF Value (US\$)</i>	
	Bulan ini <i>Current month</i>	Kumulatif <i>Cum. Jan to date</i>	Bulan ini <i>Current month</i>	Kumulatif <i>Cum. Jan to date</i>
<b>VENEZUELA</b>				
072 Cocoa	0	125 217	0	373 145
541 Medicinal And Pharmaceutical Products	2 402	5 412	72 226	230 100
679 Tubes, Pipes, Hollow Profile, Pipe Fitting Of Iron/steel	732	956	23 366	39 338
251 Pulp And Waste Paper	0	89 080	0	31 178
728 Other Machines And Equipment Specialized For Particular Indu	0	820	0	29 798
LAINNYA	333	9 148	18 439	79 964
<b>SUB TOTAL</b>	<b>3 467</b>	<b>230 633</b>	<b>114 031</b>	<b>783 523</b>
<b>ARGENTINA</b>				
081 Feeding Stuff For Animals	218 458 960	1 350 834 581	86 943 446	524 654 080
044 Maize, Unmilled	49 168 778	831 982 622	11 361 478	189 101 543
222 Oil Seeds Use For Extraction Ofsoft Fixed Vegetable Oils	0	78 233 522	0	35 240 587
611 Leathers	150 701	2 008 444	1 906 684	14 436 029
057 Fruit And Nut; Fresh Or Dried	382 880	13 238 786	305 893	11 486 792
LAINNYA	5 793 490	30 871 211	9 690 776	45 603 818
<b>SUB TOTAL</b>	<b>273 954 809</b>	<b>2 307 169 166</b>	<b>110 208 277</b>	<b>820 522 849</b>
<b>BRAZIL</b>				
672 Ingots And Other Iron/steel In Primary Forms	120 021 771	416 344 095	69 469 797	239 270 282
081 Feeding Stuff For Animals	98 734	568 688 212	155 228	224 223 298
061 Sugar, Molasses, And Honey	230 025 100	428 345 100	126 628 209	223 289 461
263 Cotton	18 563 522	107 724 403	37 583 571	194 063 943
281 Iron Ore And Concentrates	144 034 000	880 963 000	39 934 155	149 045 647
LAINNYA	107 288 244	401 161 133	45 256 716	385 006 258
<b>SUB TOTAL</b>	<b>620 031 371</b>	<b>2 803 225 943</b>	<b>319 027 676</b>	<b>1 414 898 889</b>
<b>COLOMBIA</b>				
522 Inorganic Chemical Elements, Oxides And Halogen Salts	0	9 097 228	0	8 906 270
542 Medicaments, Including Veterinary Medicaments	1 995	24 750	1 156 535	6 762 831
591 Disinfectants, Insecticides, And Fungicides Put In Forms	86 880	1 701 994	350 279	6 555 401
325 Coke And Semi Coke Of Coal/lignite/peat	553 880	6 679 343	224 875	2 304 367
575 Other Plastics In Primary Forms	35 024	468 107	57 526	1 539 624
LAINNYA	193 079	1 646 925	383 452	3 262 814
<b>SUB TOTAL</b>	<b>870 858</b>	<b>19 618 347</b>	<b>2 172 667</b>	<b>29 331 307</b>
<b>BOLIVIA</b>				
522 Inorganic Chemical Elements, Oxides And Halogen Salts	0	718 000	0	445 360
248 Wood,simply Worked And Railway Sleeper Of Wood	0	22 000	0	18 392
634 Veneers,plywood,improved/reconstituted Wood Worked	0	1 317	0	4 455
611 Leathers	0	166	0	3 494
LAINNYA	0	0	0	0
<b>SUB TOTAL</b>	<b>0</b>	<b>741 483</b>	<b>0</b>	<b>471 701</b>
<b>URUGUAY</b>				
248 Wood,simply Worked And Railway Sleeper Of Wood	831 793	5 346 822	672 412	4 285 106
057 Fruit And Nut; Fresh Or Dried	0	961 380	0	940 851
222 Oil Seeds Use For Extraction Ofsoft Fixed Vegetable Oils	242 750	1 495 740	119 190	674 874
036 Crustaceans, Molluscs, And Aquatic Invertebrates	0	364 681	0	274 465
894 Baby Carriages, Toys, Games, And Sporting Goods	0	5 700	0	265 111
LAINNYA	28 898	874 233	131 733	1 181 525
<b>SUB TOTAL</b>	<b>1 103 441</b>	<b>9 048 556</b>	<b>923 335</b>	<b>7 621 932</b>

I.6 IMPOR KOMODITI MENURUT NEGARA ASAL / IMPORT BY COUNTRY OF ORIGIN  
DAN LIMA GOLONGAN BARANG (SITC) UTAMA / AND FIVE MAJOR SITC COMMODITY GROUP  
\*\* NOVEMBER / NOVEMBER 2010 \*\*

Negara Asal/SITC/Uraian Golongan Barang <i>Country of Origin/SITC/group Description</i>	Berat Bersih / <i>Net Weight (Kg)</i>		Nilai CIF / <i>CIF Value (US\$)</i>	
	Bulan ini <i>Current month</i>	Kumulatif <i>Cum. Jan to date</i>	Bulan ini <i>Current month</i>	Kumulatif <i>Cum. Jan to date</i>
<b>PARAGUAY</b>				
263 Cotton	0	1 992 018	0	3 557 317
081 Feeding Stuff For Animals	0	6 060 940	0	2 313 683
611 Leathers	46 942	1 498 459	58 208	1 240 667
551 Essential Oils, Perfumes, And Flavour Materials	0	5 380	0	105 681
121 Tobacco, Unmanufactured And Refused	0	27 573	0	67 252
LAINNYA	0	21 800	0	19 224
<b>SUB TOTAL</b>	<b>46 942</b>	<b>9 606 170</b>	<b>58 208</b>	<b>7 303 824</b>
<b>ECUADOR</b>				
072 Cocoa	0	219 890	0	593 704
744 Mechanical Handling Equipments And Parts	0	143 646	0	593 000
743 Pumps, Compressors, Fans, Blowers, Centrifuges, And Parts	1 197	13 473	18 317	249 795
121 Tobacco, Unmanufactured And Refused	8 365	8 365	230 928	230 928
081 Feeding Stuff For Animals	0	132 500	0	213 454
LAINNYA	20 046	312 996	21 848	455 411
<b>SUB TOTAL</b>	<b>29 608</b>	<b>830 870</b>	<b>271 093</b>	<b>2 336 292</b>
<b>PERU</b>				
081 Feeding Stuff For Animals	5 279 755	13 955 760	7 958 836	22 135 919
057 Fruit And Nut; Fresh Or Dried	0	1 594 730	0	3 123 914
411 Animal Oils And Fats	0	973 709	0	842 746
522 Inorganic Chemical Elements, Oxides And Halogen Salts	0	936 500	0	789 504
282 Waste And Scrap Metal Of Iron/steel	0	1 007 740	0	463 560
LAINNYA	135 201	584 767	104 899	1 174 677
<b>SUB TOTAL</b>	<b>5 414 956</b>	<b>19 053 206</b>	<b>8 063 735</b>	<b>28 530 320</b>
<b>GUYANA</b>				
278 Other Crude Minerals	0	540 740	0	291 481
036 Crustaceans, Molluscs, And Aquatic Invertebrates	0	34 659	0	130 006
282 Waste And Scrap Metal Of Iron/steel	0	36 000	0	15 480
LAINNYA	0	0	0	0
<b>SUB TOTAL</b>	<b>0</b>	<b>611 399</b>	<b>0</b>	<b>436 967</b>
<b>TRINIDAD AND TOBAGO</b>				
671 Pig Iron,spiegeleisen,sponge Iron, And Ferro-alloys	0	96 675 420	0	26 324 694
282 Waste And Scrap Metal Of Iron/steel	0	2 360 688	0	838 951
251 Pulp And Waste Paper	100 520	1 038 300	22 617	229 173
899 Other Miscellaneous Manufactured Articles	0	2 340	0	79 200
764 Telecommunication Equipments And Parts	0	1	0	71
LAINNYA	0	0	0	0
<b>SUB TOTAL</b>	<b>100 520</b>	<b>100 076 749</b>	<b>22 617</b>	<b>27 472 089</b>
<b>BAHAMAS</b>				
793 Ships, Boats, And Floating Structures	11 222 000	11 874 000	14 000 000	16 460 000
282 Waste And Scrap Metal Of Iron/steel	844 100	1 405 705	291 567	523 999
642 Paper And Paperboard Cut To Size/shape And Article Of Papers	0	20 418	0	94 774
112 Alcoholic Beverages	617	2 819	4 390	14 178
851 Footwears	0	266	0	5 682
LAINNYA	0	0	0	0
<b>SUB TOTAL</b>	<b>12 066 717</b>	<b>13 303 208</b>	<b>14 295 957</b>	<b>17 098 633</b>

**I.6 IMPOR KOMODITI MENURUT NEGARA ASAL / IMPORT BY COUNTRY OF ORIGIN  
DAN LIMA GOLONGAN BARANG (SITC) UTAMA / AND FIVE MAJOR SITC COMMODITY GROUP  
\*\* NOVEMBER / NOVEMBER 2010 \*\***

Negara Asal/SITC/Uraian Golongan Barang <i>Country of Origin/SITC/group Description</i>	Berat Bersih / <i>Net Weight (Kg)</i>		Nilai CIF / <i>CIF Value (US\$)</i>	
	Bulan ini <i>Current month</i>	Kumulatif <i>Cum. Jan to date</i>	Bulan ini <i>Current month</i>	Kumulatif <i>Cum. Jan to date</i>
<b>JAMAICA</b>				
282 Waste And Scrap Metal Of Iron/steel	475 861	1 166 485	163 221	431 555
288 Non-ferrous Base Metal Waste And Scraps	0	17 710	0	29 222
071 Coffee And Coffee Substitutes	0	353	0	20 298
251 Pulp And Waste Paper	0	26 364	0	12 523
269 Old Clothing And Other Old Textile Articles; Rags	0	195	0	5 441
LAINNYA	5	298	30	1 881
<b>SUB TOTAL</b>	<b>475 866</b>	<b>1 211 405</b>	<b>163 251</b>	<b>500 920</b>
<b>PUERTO RICO</b>				
515 Organo-inorganic And Heterocyclic Compounds	70	440	378 326	3 564 067
759 Parts And Accessories For Machine Of Heading 751 Or 752	544	14 051	36 388	3 295 674
776 Thermionic, Cold Cathode, And Photo Cathode Valves/tubes	1 911	9 074	262 921	2 707 081
541 Medicinal And Pharmaceutical Products	0	18 470	0	1 244 261
542 Medicaments, Including Veterinary Medicaments	254	2 527	73 902	992 813
LAINNYA	1 454 496	1 819 270	464 919	1 211 237
<b>SUB TOTAL</b>	<b>1 457 275</b>	<b>1 863 832</b>	<b>1 216 456</b>	<b>13 015 133</b>
<b>BELIZE</b>				
263 Cotton	90 655	90 655	165 383	165 383
523 Metallicsalts And Peroxysalts	0	96 000	0	40 320
575 Other Plastics In Primary Forms	0	14 600	0	38 878
533 Pigments, Paints, Varnishes, And Related Materials	0	50 000	0	22 000
778 Electrical Machinery And Apparatus	0	234	0	5 667
LAINNYA	0	44	0	707
<b>SUB TOTAL</b>	<b>90 655</b>	<b>251 533</b>	<b>165 383</b>	<b>272 955</b>
<b>DOMINICAN REPUBLIC</b>				
288 Non-ferrous Base Metal Waste And Scraps	73 130	318 120	112 824	495 690
282 Waste And Scrap Metal Of Iron/steel	243 765	460 675	102 869	184 210
211 Hides And Skins, Raw	0	161 800	0	59 120
872 Medical Instruments And Appliances	0	200	0	26 273
774 Electrical Apparatus For Medical Purposes And Radiological A	0	136	0	13 199
LAINNYA	9	1 137	1 168	24 096
<b>SUB TOTAL</b>	<b>316 904</b>	<b>942 068</b>	<b>216 861</b>	<b>802 588</b>
<b>EL SALVADOR</b>				
542 Medicaments, Including Veterinary Medicaments	1 000	1 000	23 000	23 000
579 Waste And Scrap Of Plastics	0	63 269	0	15 818
764 Telecommunication Equipments And Parts	13	27	7 400	13 370
899 Other Miscellaneous Manufactured Articles	0	504	0	10 325
778 Electrical Machinery And Apparatus	0	56	0	10 318
LAINNYA	48	2 138	379	15 688
<b>SUB TOTAL</b>	<b>1 061</b>	<b>66 994</b>	<b>30 779</b>	<b>88 519</b>
<b>COSTA RICA</b>				
759 Parts And Accessories For Machine Of Heading 751 Or 752	349	17 967	169 243	3 722 892
223 Oil Seeds Use For Extraction Of Other Fixed Vegetable Oils	808	10 233	174 116	2 117 301
611 Leathers	8 809	70 378	146 333	1 147 379
058 Fruits, Preserved And Preparations	0	792 000	0	872 640
282 Waste And Scrap Metal Of Iron/steel	0	1 194 878	0	455 491
LAINNYA	1 759	82 832	82 402	246 495
<b>SUB TOTAL</b>	<b>11 725</b>	<b>2 168 288</b>	<b>572 094</b>	<b>8 562 198</b>

I.6 IMPOR KOMODITI MENURUT NEGARA ASAL / *IMPORT BY COUNTRY OF ORIGIN*  
DAN LIMA GOLONGAN BARANG (SITC) UTAMA / *AND FIVE MAJOR SITC COMMODITY GROUP*  
\*\* NOVEMBER / *NOVEMBER 2010* \*\*

Negara Asal/SITC/Uraian Golongan Barang <i>Country of Origin/SITC/group Description</i>	Berat Bersih / <i>Net Weight (Kg)</i>		Nilai CIF / <i>CIF Value (US\$)</i>	
	Bulan ini <i>Current month</i>	Kumulatif <i>Cum. Jan to date</i>	Bulan ini <i>Current month</i>	Kumulatif <i>Cum. Jan to date</i>
<b>HAITI</b>				
282 Waste And Scrap Metal Of Iron/steel	109 360	926 820	35 214	334 502
551 Essential Oils, Perfumes, And Flavour Materials	30	160	1 402	8 454
841 Men's Coats/jackets, Not Knitted	0	540	0	8 333
845 Articles Of Apparel	0	36	0	2 481
843 Men's Coats/jackets, Knitted	0	3	0	96
LAINNYA	0	0	0	0
<b>SUB TOTAL</b>	<b>109 390</b>	<b>927 559</b>	<b>36 616</b>	<b>353 866</b>
<b>BARBADOS</b>				
282 Waste And Scrap Metal Of Iron/steel	0	215 640	0	84 641
513 Carboxylic Acids,and Their Anhydrides,halides,peroxides	0	23 100	0	46 315
LAINNYA	0	0	0	0
<b>SUB TOTAL</b>	<b>0</b>	<b>238 740</b>	<b>0</b>	<b>130 956</b>
<b>ANTIGUA AND BARBUDA</b>				
641 Papers And Paperboards	0	142	0	1 944
673 Flat Rolled Products, Not Clad	0	332	0	1 442
743 Pumps, Compressors, Fans, Blowers, Centrifuges, And Parts	0	36	0	1 069
533 Pigments, Paints, Varnishes, And Related Materials	0	53	0	695
629 Articles Of Rubbers	0	27	0	278
LAINNYA	0	17	0	311
<b>SUB TOTAL</b>	<b>0</b>	<b>607</b>	<b>0</b>	<b>5 739</b>
<b>ANGUILLA</b>				
699 Manufactures Of Base Metals	0	21 000	0	25 771
892 Printed Matter	9	9	4 004	4 004
743 Pumps, Compressors, Fans, Blowers, Centrifuges, And Parts	0	27	0	2 807
759 Parts And Accessories For Machine Of Heading 751 Or 752	12	12	1 097	1 097
LAINNYA	0	0	0	0
<b>SUB TOTAL</b>	<b>21</b>	<b>21 048</b>	<b>5 101</b>	<b>33 679</b>
<b>ARUBA</b>				
251 Pulp And Waste Paper	0	322 952	0	59 038
LAINNYA	0	0	0	0
<b>SUB TOTAL</b>	<b>0</b>	<b>322 952</b>	<b>0</b>	<b>59 038</b>
<b>BERMUDA</b>				
342 Liquefied Propane And Butane	0	46 442 300	0	34 267 542
776 Thermionic, Cold Cathode, And Photo Cathode Valves/tubes	0	3	0	1 664
641 Papers And Paperboards	0	28	0	192
LAINNYA	0	0	0	0
<b>SUB TOTAL</b>	<b>0</b>	<b>46 442 331</b>	<b>0</b>	<b>34 269 398</b>
<b>CAPE VERDE</b>				
629 Articles Of Rubbers	0	464	0	8 257
575 Other Plastics In Primary Forms	0	1 080	0	7 201
598 Miscellaneous Chemical Products	0	1 080	0	7 201
743 Pumps, Compressors, Fans, Blowers, Centrifuges, And Parts	0	1	0	10
LAINNYA	0	0	0	0
<b>SUB TOTAL</b>	<b>0</b>	<b>2 625</b>	<b>0</b>	<b>22 669</b>

**I.6 IMPOR KOMODITI MENURUT NEGARA ASAL / IMPORT BY COUNTRY OF ORIGIN  
DAN LIMA GOLONGAN BARANG (SITC) UTAMA / AND FIVE MAJOR SITC COMMODITY GROUP  
\*\* NOVEMBER / NOVEMBER 2010 \*\***

Negara Asal/SITC/Uraian Golongan Barang <i>Country of Origin/SITC/group Description</i>	Berat Bersih / <i>Net Weight (Kg)</i>		Nilai CIF / <i>CIF Value (US\$)</i>	
	Bulan ini <i>Current month</i>	Kumulatif <i>Cum. Jan to date</i>	Bulan ini <i>Current month</i>	Kumulatif <i>Cum. Jan to date</i>
<b>CAYMAN ISLANDS</b>				
582 Plates, Sheets, And Film Of Plastics	0	1 607	0	4 702
LAINNYA	0	0	0	0
<b>SUB TOTAL</b>	<b>0</b>	<b>1 607</b>	<b>0</b>	<b>4 702</b>
<b>DOMINICA</b>				
575 Other Plastics In Primary Forms	0	66 000	0	85 428
288 Non-ferrous Base Metal Waste And Scraps	0	36 650	0	60 473
121 Tobacco, Unmanufactured And Refused	0	30 204	0	39 263
211 Hides And Skins, Raw	0	54 770	0	21 908
551 Essential Oils, Perfumes, And Flavour Materials	0	200	0	6 771
LAINNYA	132	190	3 236	5 652
<b>SUB TOTAL</b>	<b>132</b>	<b>188 014</b>	<b>3 236</b>	<b>219 495</b>
<b>FRENCH POLYNESIA</b>				
679 Tubes, Pipes, Hollow Profile, Pipe Fitting Of Iron/steel	0	44	0	360
LAINNYA	0	0	0	0
<b>SUB TOTAL</b>	<b>0</b>	<b>44</b>	<b>0</b>	<b>360</b>
<b>GRENADA</b>				
267 Other Man-made Fibres Suitable For Spinning And Waste	0	43 564	0	167 134
658 Made-up Articles, Wholly/chiefly Of Textile Materials	0	56 265	0	53 807
541 Medicinal And Pharmaceutical Products	0	2	0	351
LAINNYA	0	0	0	0
<b>SUB TOTAL</b>	<b>0</b>	<b>99 831</b>	<b>0</b>	<b>221 292</b>
<b>NETHERLANDS ANTILLES</b>				
575 Other Plastics In Primary Forms	12 000	120 000	62 280	602 280
334 Petroleum Products, Refined	28 800	78 300	87 809	169 796
874 Measuring, Checking, Analysing, And Controlling Instrument A	24	641	14 768	102 820
721 Agricultural Machinery And Parts	1 185	1 735	3 813	84 524
641 Papers And Paperboards	728	7 669	6 589	69 759
LAINNYA	38	45 844	284	99 671
<b>SUB TOTAL</b>	<b>42 775</b>	<b>254 189</b>	<b>175 543</b>	<b>1 128 850</b>
<b>NORFOLK ISLANDS</b>				
598 Miscellaneous Chemical Products	0	102 640	0	596 514
634 Veneers,plywood,improved/reconstituted Wood Worked	0	34 857	0	111 483
728 Other Machines And Equipment Specialized For Particular Indu	0	1 034	0	16 710
772 Electrical Apparatus For Making And Breaking Electrical Circ	0	96	0	1 540
748 Transmission Shafts And Cranks	0	50	0	794
LAINNYA	0	107	0	1 703
<b>SUB TOTAL</b>	<b>0</b>	<b>138 784</b>	<b>0</b>	<b>728 744</b>
<b>SAINT LUCIA</b>				
061 Sugar, Molasses, And Honey	0	165 000	0	132 000
772 Electrical Apparatus For Making And Breaking Electrical Circ	0	2 171	0	52 272
778 Electrical Machinery And Apparatus	0	31	0	1 230
LAINNYA	0	0	0	0
<b>SUB TOTAL</b>	<b>0</b>	<b>167 202</b>	<b>0</b>	<b>185 502</b>



**I.6 IMPOR KOMODITI MENURUT NEGARA ASAL / IMPORT BY COUNTRY OF ORIGIN  
DAN LIMA GOLONGAN BARANG (SITC) UTAMA / AND FIVE MAJOR SITC COMMODITY GROUP  
\*\* NOVEMBER / NOVEMBER 2010 \*\***

Negara Asal/SITC/Uraian Golongan Barang <i>Country of Origin/SITC/group Description</i>	Berat Bersih / <i>Net Weight (Kg)</i>		Nilai CIF / <i>CIF Value (US\$)</i>	
	Bulan ini <i>Current month</i>	Kumulatif <i>Cum. Jan to date</i>	Bulan ini <i>Current month</i>	Kumulatif <i>Cum. Jan to date</i>
<b>TURKS AND CAICOS ISLANDS</b>				
872 Medical Instruments And Appliances	0	231	0	587
LAINNYA	0	0	0	0
<b>SUB TOTAL</b>	<b>0</b>	<b>231</b>	<b>0</b>	<b>587</b>
<b>GUADELOUPE</b>				
746 Ball Or Roller Bearings	0	236	0	10 950
728 Other Machines And Equipment Specialized For Particular Indu	0	19	0	1 922
694 Nails, Screws, Nuts, Bolts, Rivets Of Iron/steel Or Copper	0	1	0	1
LAINNYA	0	0	0	0
<b>SUB TOTAL</b>	<b>0</b>	<b>256</b>	<b>0</b>	<b>12 873</b>
<b>SAINT KITTS AND NEVIS</b>				
694 Nails, Screws, Nuts, Bolts, Rivets Of Iron/steel Or Copper	0	4	0	193
841 Men's Coats/jackets, Not Knitted	0	6	0	137
LAINNYA	0	0	0	0
<b>SUB TOTAL</b>	<b>0</b>	<b>10</b>	<b>0</b>	<b>330</b>
<b>UNITED KINGDOM</b>				
792 Aircraft And Associated Equipments And Parts	2 831	54 975	5 642 794	73 588 393
251 Pulp And Waste Paper	26 561 489	273 326 756	6 244 237	62 449 598
782 Motor Vehicle For The Transportation Of Goods	498 392	5 401 254	5 074 248	56 768 456
282 Waste And Scrap Metal Of Iron/steel	1 077 040	125 618 548	422 458	47 432 150
716 Rotating Electric Plants And Parts	291 994	3 161 751	3 113 161	36 033 482
LAINNYA	8 402 837	121 398 613	50 681 927	587 891 697
<b>SUB TOTAL</b>	<b>36 834 583</b>	<b>528 961 897</b>	<b>71 178 825</b>	<b>864 163 776</b>
<b>NETHERLANDS</b>				
022 Milk,cream, And Milk Products Other Than Butter Or Cheese	1 544 506	29 329 005	2 808 982	68 702 995
098 Edible Products And Preparations	677 192	10 684 405	2 917 143	56 756 515
251 Pulp And Waste Paper	10 952 630	209 675 121	2 476 425	44 565 409
334 Petroleum Products, Refined	13 743	43 855 791	24 379	34 120 483
782 Motor Vehicle For The Transportation Of Goods	948 361	3 139 857	8 537 150	28 723 556
LAINNYA	9 505 422	108 769 395	36 181 154	386 711 948
<b>SUB TOTAL</b>	<b>23 641 854</b>	<b>405 453 574</b>	<b>52 945 233</b>	<b>619 580 906</b>
<b>FRANCE</b>				
792 Aircraft And Associated Equipments And Parts	208 517	375 014	140 805 923	266 549 831
022 Milk,cream, And Milk Products Other Than Butter Or Cheese	1 201 802	33 710 855	2 303 737	70 837 349
891 Arms And Ammunitions	2 044	46 044	1 089 540	63 482 808
772 Electrical Apparatus For Making And Breaking Electrical Circ	194 464	2 274 091	5 006 744	57 668 913
251 Pulp And Waste Paper	7 160 533	110 127 537	4 228 366	49 329 464
LAINNYA	22 102 516	162 147 343	75 212 128	725 739 935
<b>SUB TOTAL</b>	<b>30 869 876</b>	<b>308 680 884</b>	<b>228 646 438</b>	<b>1 233 608 300</b>
<b>GERMANY, FED. REP. OF</b>				
728 Other Machines And Equipment Specialized For Particular Indu	1 404 357	9 975 682	22 150 019	269 265 746
745 Other Non-electical Machinery, Tools, And Mechanical Appar	190 785	2 527 730	3 829 461	100 178 754
776 Thermionic, Cold Cathode, And Photo Cathode Valves/tubes	14 541	156 058	13 018 620	96 606 425

**I.6 IMPOR KOMODITI MENURUT NEGARA ASAL / IMPORT BY COUNTRY OF ORIGIN  
DAN LIMA GOLONGAN BARANG (SITC) UTAMA / AND FIVE MAJOR SITC COMMODITY GROUP  
\*\* NOVEMBER / NOVEMBER 2010 \*\***

Negara Asal/SITC/Uraian Golongan Barang <i>Country of Origin/SITC/group Description</i>	Berat Bersih / <i>Net Weight (Kg)</i>		Nilai CIF / <i>CIF Value (US\$)</i>	
	Bulan ini <i>Current month</i>	Kumulatif <i>Cum. Jan to date</i>	Bulan ini <i>Current month</i>	Kumulatif <i>Cum. Jan to date</i>
744 Mechanical Handling Equipments And Parts	517 525	10 256 543	11 319 500	83 745 887
784 Parts And Accessories Of The Motor Vehicles	3 401 976	17 818 360	16 411 627	80 716 667
LAINNYA	53 227 694	610 537 293	214 097 536	2 079 757 980
<b>SUB TOTAL</b>	<b>58 756 878</b>	<b>651 271 666</b>	<b>280 826 763</b>	<b>2 710 271 459</b>
<b>AUSTRIA</b>				
776 Thermionic, Cold Cathode, And Photo Cathode Valves/tubes	14 974	207 469	8 472 518	98 754 796
641 Papers And Paperboards	991 249	16 385 119	2 599 443	22 864 098
716 Rotating Electric Plants And Parts	131 707	691 853	3 949 931	21 684 931
725 Papermill/pulpmill Machinery And Paper Cutting Machines	7 951	396 789	257 511	16 053 808
772 Electrical Apparatus For Making And Breaking Electrical Circ	4 419	147 460	594 340	9 547 439
LAINNYA	3 959 780	23 554 910	10 453 313	100 538 723
<b>SUB TOTAL</b>	<b>5 110 080</b>	<b>41 383 600</b>	<b>26 327 056</b>	<b>269 443 795</b>
<b>BELGIUM</b>				
515 Organo-inorganic And Heterocyclic Compounds	1 531 448	18 859 696	5 749 782	79 752 862
251 Pulp And Waste Paper	12 498 390	131 909 301	2 805 935	28 316 984
728 Other Machines And Equipment Specialized For Particular Indu	39 474	1 456 550	1 163 759	25 158 236
046 Meal And Flour Of Wheat And Flour Of Meslin	5 394 250	55 852 953	2 344 719	19 603 417
575 Other Plastics In Primary Forms	488 759	6 841 280	1 347 593	19 530 483
LAINNYA	13 203 703	158 962 164	27 313 250	347 879 996
<b>SUB TOTAL</b>	<b>33 156 024</b>	<b>373 881 944</b>	<b>40 725 038</b>	<b>520 241 978</b>
<b>SWITZERLAND</b>				
714 Engines And Motors, Non-electric And Parts	10 668	72 775	3 997 411	53 768 419
533 Pigments, Paints, Varnishes, And Related Materials	43 548	906 253	3 534 619	29 865 166
515 Organo-inorganic And Heterocyclic Compounds	29 463	411 536	1 909 823	25 684 465
541 Medicinal And Pharmaceutical Products	11 431	380 543	1 595 495	25 342 543
724 Textile/leather Machinery And Parts	109 787	1 750 734	2 955 671	24 773 515
LAINNYA	1 469 980	33 195 967	24 106 195	267 577 977
<b>SUB TOTAL</b>	<b>1 674 877</b>	<b>36 717 808</b>	<b>38 099 214</b>	<b>427 012 085</b>
<b>LUXEMBOURG</b>				
676 Iron/steel Bars, Rods, Angels, Shaped And Sections	352 525	1 072 478	644 522	1 657 612
749 Non-electric Parts And Accessories Of Machineries	1 892	37 851	379 064	1 593 277
245 Fuel Wood And Wood Charcoal	0	4 117 000	0	995 944
728 Other Machines And Equipment Specialized For Particular Indu	0	1 327	0	402 605
657 Special Yarns,textile Fabrics	0	35 240	0	294 532
LAINNYA	5 746	455 095	193 091	647 932
<b>SUB TOTAL</b>	<b>360 163</b>	<b>5 718 991</b>	<b>1 216 677</b>	<b>5 591 902</b>
<b>GIBRALTAR</b>				
682 Copper	0	50 239	0	215 023
LAINNYA	0	0	0	0
<b>SUB TOTAL</b>	<b>0</b>	<b>50 239</b>	<b>0</b>	<b>215 023</b>
<b>MONACO</b>				
553 Perfumery, Cosmetics, And Toilet Preparations	83	4 885	2 662	174 440
541 Medicinal And Pharmaceutical Products	189	1 520	2 139	16 763
551 Essential Oils, Perfumes, And Flavour Materials	121	1 380	1 354	15 382

**I.6 IMPOR KOMODITI MENURUT NEGARA ASAL / IMPORT BY COUNTRY OF ORIGIN  
DAN LIMA GOLONGAN BARANG (SITC) UTAMA / AND FIVE MAJOR SITC COMMODITY GROUP  
\*\* NOVEMBER / NOVEMBER 2010 \*\***

Negara Asal/SITC/Uraian Golongan Barang <i>Country of Origin/SITC/group Description</i>	Berat Bersih / <i>Net Weight (Kg)</i>		Nilai CIF / <i>CIF Value (US\$)</i>	
	Bulan ini <i>Current month</i>	Kumulatif <i>Cum. Jan to date</i>	Bulan ini <i>Current month</i>	Kumulatif <i>Cum. Jan to date</i>
575 Other Plastics In Primary Forms	55	785	623	8 413
657 Special Yarns,textile Fabrics	0	71	0	4 435
LAINNYA	51	261	611	4 332
<b>SUB TOTAL</b>	<b>499</b>	<b>8 902</b>	<b>7 389</b>	<b>223 765</b>
<b>DENMARK</b>				
728 Other Machines And Equipment Specialized For Particular Indu	5 141	1 779 430	68 743	38 208 721
727 Food Processing Machines And Parts	2 072	381 933	54 139	21 789 444
022 Milk,cream, And Milk Products Other Than Butter Or Cheese	154 005	3 190 210	633 720	12 742 269
542 Medicaments, Including Veterinary Medicaments	0	29 437	0	12 153 960
741 Heating And Cooling Equipments And Parts	35 714	317 342	1 833 228	7 519 665
LAINNYA	2 892 152	18 845 768	12 896 489	65 890 713
<b>SUB TOTAL</b>	<b>3 089 084</b>	<b>24 544 120</b>	<b>15 486 319</b>	<b>158 304 772</b>
<b>NORWAY</b>				
793 Ships, Boats, And Floating Structures	5 839	31 696 355	23 348	116 357 029
562 Fertilizers, Manufactured	19 362 380	100 948 533	9 853 339	49 713 047
718 Other Power Generating Machines And Parts	141	565 920	6 618	27 226 025
251 Pulp And Waste Paper	2 969 160	31 294 374	1 557 116	10 756 601
598 Miscellaneous Chemical Products	1 330 783	8 714 753	1 631 267	9 230 086
LAINNYA	1 688 318	10 999 857	13 318 192	73 230 784
<b>SUB TOTAL</b>	<b>25 356 621</b>	<b>184 219 792</b>	<b>26 389 880</b>	<b>286 513 572</b>
<b>SWEDEN</b>				
764 Telecommunication Equipments And Parts	206 740	1 137 125	44 439 121	230 949 586
782 Motor Vehicle For The Transportation Of Goods	1 103 429	9 356 670	10 966 970	91 703 189
251 Pulp And Waste Paper	3 568 998	52 579 035	3 231 552	44 463 325
641 Papers And Paperboards	3 200 039	37 884 058	3 372 657	34 162 086
712 Steam Or Other Generating Boilers And Parts	282	612 877	25 095	22 008 065
LAINNYA	3 189 513	46 245 741	21 038 452	241 377 658
<b>SUB TOTAL</b>	<b>11 269 001</b>	<b>147 815 506</b>	<b>83 073 847</b>	<b>664 663 909</b>
<b>FINLAND</b>				
764 Telecommunication Equipments And Parts	31 421	792 331	9 631 326	191 360 925
641 Papers And Paperboards	1 882 306	26 857 560	2 156 510	27 335 301
725 Papermill/pulpmill Machinery And Paper Cutting Machines	1 775	275 161	135 465	11 563 074
251 Pulp And Waste Paper	478 320	15 988 098	99 969	8 062 181
675 Flat Rolled Products And Alloy Steels	185 897	3 632 645	359 557	7 173 955
LAINNYA	1 062 599	10 793 790	9 104 899	86 494 167
<b>SUB TOTAL</b>	<b>3 642 318</b>	<b>58 339 585</b>	<b>21 487 726</b>	<b>331 989 603</b>
<b>IRELAND</b>				
022 Milk,cream, And Milk Products Other Than Butter Or Cheese	712 000	6 279 281	1 664 421	18 437 099
098 Edible Products And Preparations	55 586	520 614	2 394 759	15 592 362
542 Medicaments, Including Veterinary Medicaments	2 027	180 319	1 638 673	11 680 523
551 Essential Oils, Perfumes, And Flavour Materials	159 630	881 940	1 443 860	8 660 745
752 Automatic Data Processing Machines And Their Units	1 616	21 925	319 272	6 711 858
LAINNYA	748 165	13 393 594	1 763 972	33 891 923
<b>SUB TOTAL</b>	<b>1 679 024</b>	<b>21 277 673</b>	<b>9 224 957</b>	<b>94 974 510</b>

**I.6 IMPOR KOMODITI MENURUT NEGARA ASAL / IMPORT BY COUNTRY OF ORIGIN  
DAN LIMA GOLONGAN BARANG (SITC) UTAMA / AND FIVE MAJOR SITC COMMODITY GROUP  
\*\* NOVEMBER / NOVEMBER 2010 \*\***

Negara Asal/SITC/Uraian Golongan Barang <i>Country of Origin/SITC/group Description</i>	Berat Bersih / <i>Net Weight (Kg)</i>		Nilai CIF / <i>CIF Value (US\$)</i>	
	Bulan ini <i>Current month</i>	Kumulatif <i>Cum. Jan to date</i>	Bulan ini <i>Current month</i>	Kumulatif <i>Cum. Jan to date</i>
<b>ITALY</b>				
728 Other Machines And Equipment Specialized For Particular Indu	253 057	4 343 029	6 634 403	108 535 548
745 Other Non-electical Machinery, Tools, And Mechanical Appar	65 389	942 059	4 397 556	51 982 199
251 Pulp And Waste Paper	21 675 255	250 011 123	4 918 774	50 289 055
679 Tubes, Pipes, Hollow Profile, Pipe Fitting Of Iron/steel	678 726	20 348 892	4 031 323	45 639 210
611 Leathers	193 614	1 366 745	3 268 395	28 710 635
LAINNYA	11 825 824	112 934 894	51 693 547	529 491 580
<b>SUB TOTAL</b>	<b>34 691 865</b>	<b>389 946 742</b>	<b>74 943 998</b>	<b>814 648 227</b>
<b>SPAIN</b>				
562 Fertilizers, Manufactured	0	37 435 000	0	20 944 000
625 Rubber Tyre,tyre Cases,tyre Treads,inner Tubes, And Tyre Fla	171 835	2 476 272	1 378 257	17 410 764
533 Pigments, Paints, Varnishes, And Related Materials	832 549	9 610 845	1 289 450	14 718 062
745 Other Non-electical Machinery, Tools, And Mechanical Appar	46 654	238 078	3 004 902	13 640 961
782 Motor Vehicle For The Transportation Of Goods	149 996	994 157	1 925 777	10 395 081
LAINNYA	3 496 114	63 733 276	15 670 806	203 718 711
<b>SUB TOTAL</b>	<b>4 697 148</b>	<b>114 487 628</b>	<b>23 269 192</b>	<b>280 827 579</b>
<b>PORTUGAL</b>				
845 Articles Of Apparel	4 773	51 700	284 665	2 959 843
251 Pulp And Waste Paper	0	10 906 242	0	2 332 815
726 Printing/book Binding Machinery And Parts	89	119 109	2 820	1 610 390
844 Women's Coats/jackets, Knitted	1 624	15 618	106 181	953 358
793 Ships, Boats, And Floating Structures	0	1 690 739	0	870 441
LAINNYA	422 382	3 385 367	472 570	7 227 182
<b>SUB TOTAL</b>	<b>428 868</b>	<b>16 168 775</b>	<b>866 236</b>	<b>15 954 029</b>
<b>ICELAND</b>				
542 Medicaments, Including Veterinary Medicaments	671	2 653	197 324	1 615 924
671 Pig Iron,spiegeleisen,sponge Iron, And Ferro-alloys	40 908	193 994	95 530	454 350
411 Animal Oils And Fats	0	43 796	0	160 960
845 Articles Of Apparel	0	197	0	18 812
759 Parts And Accessories For Machine Of Heading 751 Or 752	0	25	0	6 571
LAINNYA	58	511	1 108	14 708
<b>SUB TOTAL</b>	<b>41 637</b>	<b>241 176</b>	<b>293 962</b>	<b>2 271 325</b>
<b>MONTSERRAT</b>				
743 Pumps, Compressors, Fans, Blowers, Centrifuges, And Parts	138	913	16 074	92 963
663 Mineral Manufactures	0	2 989	0	9 155
745 Other Non-electical Machinery, Tools, And Mechanical Appar	0	490	0	1 501
776 Thermionic, Cold Cathode, And Photo Cathode Valves/tubes	0	15	0	1 339
772 Electrical Apparatus For Making And Breaking Electrical Circ	0	360	0	1 102
LAINNYA	1	171	4	1 461
<b>SUB TOTAL</b>	<b>139</b>	<b>4 938</b>	<b>16 078</b>	<b>107 521</b>
<b>GREECE</b>				
263 Cotton	1 469 735	12 524 271	3 120 492	22 611 696
121 Tobacco, Unmanufactured And Refused	623 283	2 468 847	4 709 211	17 358 309
251 Pulp And Waste Paper	7 269 352	54 162 910	1 512 809	11 087 932
741 Heating And Cooling Equipments And Parts	1 490	131 966	48 615	911 655
724 Textile/leather Machinery And Parts	99 099	275 004	80 250	615 197
LAINNYA	537 120	3 088 046	562 868	3 072 727
<b>SUB TOTAL</b>	<b>10 000 079</b>	<b>72 651 044</b>	<b>10 034 245</b>	<b>55 657 516</b>

**I.6 IMPOR KOMODITI MENURUT NEGARA ASAL / IMPORT BY COUNTRY OF ORIGIN  
DAN LIMA GOLONGAN BARANG (SITC) UTAMA / AND FIVE MAJOR SITC COMMODITY GROUP  
\*\* NOVEMBER / NOVEMBER 2010 \*\***

Negara Asal/SITC/Uraian Golongan Barang <i>Country of Origin/SITC/group Description</i>	Berat Bersih / <i>Net Weight (Kg)</i>		Nilai CIF / <i>CIF Value (US\$)</i>	
	Bulan ini <i>Current month</i>	Kumulatif <i>Cum. Jan to date</i>	Bulan ini <i>Current month</i>	Kumulatif <i>Cum. Jan to date</i>
<b>VATICAN CITY STATE</b>				
652 Cotton Fabrics, Woven	0	59	0	1 844
684 Alumunium	0	27	0	1 246
LAINNYA	0	0	0	0
<b>SUB TOTAL</b>	<b>0</b>	<b>86</b>	<b>0</b>	<b>3 090</b>
<b>ANDORRA</b>				
741 Heating And Cooling Equipments And Parts	4 164	4 164	93 400	93 400
641 Papers And Paperboards	0	45 137	0	53 543
743 Pumps, Compressors, Fans, Blowers, Centrifuges, And Parts	94	494	2,100	16,333
764 Telecommunication Equipments And Parts	0	19	0	5,070
742 Pumps For Liquid And Parts	134	134	3,000	3,000
LAINNYA	67	281	1,500	2,269
<b>SUB TOTAL</b>	<b>4,459</b>	<b>50,229</b>	<b>100,000</b>	<b>173,615</b>
<b>LIECHTENSTEIN</b>				
737 Metalworking Machinery And Parts	0	516	0	63,000
533 Pigments, Paints, Varnishes, And Related Materials	0	9,000	0	40,539
772 Electrical Apparatus For Making And Breaking Electrical Circ	32	324	1,235	12,085
776 Thermionic, Cold Cathode, And Photo Cathode Valves/tubes	0	316	0	11,332
522 Inorganic Chemical Elements, Oxides And Halogen Salts	0	26	0	9,413
LAINNYA	9	227	351	8,121
<b>SUB TOTAL</b>	<b>41</b>	<b>10,409</b>	<b>1,586</b>	<b>144,490</b>
<b>OTHER WEST EUROPE</b>				
742 Pumps For Liquid And Parts	118	118	1,781	1,781
745 Other Non-electical Machinery, Tools, And Mechanical Apparatus	16	16	247	247
LAINNYA	0	0	0	0
<b>SUB TOTAL</b>	<b>134</b>	<b>134</b>	<b>2,028</b>	<b>2,028</b>
<b>DEMOCRATIC REP. OF THE CONGO</b>				
292 Crude Vegetable Materials	79,021	1,522,344	179,378	4,355,719
634 Veneers,plywood,improved/reconstituted Wood Worked	0	197	0	728
778 Electrical Machinery And Apparatus	0	81	0	648
893 Article Of Plastics	0	59	0	84
LAINNYA	0	0	0	0
<b>SUB TOTAL</b>	<b>79,021</b>	<b>1,522,681</b>	<b>179,378</b>	<b>4,357,179</b>
<b>HUNGARY</b>				
764 Telecommunication Equipments And Parts	22,976	262,945	8,615,876	109,279,242
778 Electrical Machinery And Apparatus	23,781	234,779	605,179	5,785,324
541 Medicinal And Pharmaceutical Products	720	46,118	266,665	3,299,317
282 Waste And Scrap Metal Of Iron/steel	1,891,860	7,850,155	691,422	2,940,956
714 Engines And Motors, Non-electric And Parts	3	3,903	724	1,604,028
LAINNYA	157,087	1,678,797	1,274,240	12,849,396
<b>SUB TOTAL</b>	<b>2,096,427</b>	<b>10,076,697</b>	<b>11,454,106</b>	<b>135,758,263</b>
<b>POLAND</b>				
553 Perfumery, Cosmetics, And Toilet Preparations	42,632	517,655	425,348	5,230,800
778 Electrical Machinery And Apparatus	28,994	607,319	631,523	4,800,129
515 Organo-inorganic And Heterocyclic Compounds	506,700	1,632,205	1,325,845	4,270,039

**I.6 IMPOR KOMODITI MENURUT NEGARA ASAL / IMPORT BY COUNTRY OF ORIGIN  
DAN LIMA GOLONGAN BARANG (SITC) UTAMA / AND FIVE MAJOR SITC COMMODITY GROUP  
\*\* NOVEMBER / NOVEMBER 2010 \*\***

Negara Asal/SITC/Uraian Golongan Barang <i>Country of Origin/SITC/group Description</i>	Berat Bersih / <i>Net Weight (Kg)</i>		Nilai CIF / <i>CIF Value (US\$)</i>	
	Bulan ini <i>Current month</i>	Kumulatif <i>Cum. Jan to date</i>	Bulan ini <i>Current month</i>	Kumulatif <i>Cum. Jan to date</i>
725 Papermill/pulpmill Machinery And Paper Cutting Machines	0	102,783	0	3,809,541
022 Milk,cream, And Milk Products Other Than Butter Or Cheese	0	2,158,000	0	2,325,059
LAINNYA	628,187	6,940,871	2,102,061	21,846,707
<b>SUB TOTAL</b>	<b>1,206,513</b>	<b>11,958,833</b>	<b>4,484,777</b>	<b>42,282,275</b>
<b>ROMANIA</b>				
679 Tubes, Pipes, Hollow Profile, Pipe Fitting Of Iron/steel	370,609	1,609,809	529,528	2,168,075
542 Medicaments, Including Veterinary Medicaments	927	7,818	119,044	1,633,757
746 Ball Or Roller Bearings	7,039	141,066	87,627	1,402,906
747 Taps, Cocks, And Valves For Pipes	5,857	114,042	52,291	973,453
248 Wood, simply Worked And Railway Sleeper Of Wood	83,760	673,356	61,504	518,503
LAINNYA	117,090	1,856,896	410,171	5,519,467
<b>SUB TOTAL</b>	<b>585,282</b>	<b>4,402,987</b>	<b>1,260,165</b>	<b>12,216,161</b>
<b>BULGARIA</b>				
523 Metallicsalts And Peroxysalts	11,054,071	97,959,874	2,034,568	17,078,610
075 Spices	676,060	10,243,372	208,830	3,393,737
776 Thermionic, Cold Cathode, And Photo Cathode Valves/tubes	22	203	226,309	1,918,363
121 Tobacco, Unmanufactured And Refused	0	251,832	0	1,856,095
682 Copper	0	347,915	0	1,310,077
LAINNYA	353,284	2,985,552	418,877	5,374,542
<b>SUB TOTAL</b>	<b>12,083,437</b>	<b>111,788,748</b>	<b>2,888,584</b>	<b>30,931,424</b>
<b>SERBIA</b>				
891 Arms And Ammunitions	540	540	282,420	282,420
731 Machine Tools By Removing Metal	22,000	22,000	54,778	54,778
874 Measuring, Checking, Analysing, And Controlling Instrument A	799	799	50,986	50,986
892 Printed Matter	37	37	1,156	1,156
746 Ball Or Roller Bearings	0	34	0	258
LAINNYA	10	12	312	395
<b>SUB TOTAL</b>	<b>23,386</b>	<b>23,422</b>	<b>389,652</b>	<b>389,993</b>
<b>ALBANIA</b>				
752 Automatic Data Processing Machines And Their Units	0	8,225	0	245,000
671 Pig Iron,spiegeleisen,sponge Iron, And Ferro-alloys	0	96,000	0	185,264
515 Organo-inorganic And Heterocyclic Compounds	0	20,000	0	79,000
845 Articles Of Apparel	68	333	4,485	20,384
851 Footwears	0	235	0	11,420
LAINNYA	0	47	0	1,009
<b>SUB TOTAL</b>	<b>68</b>	<b>124,840</b>	<b>4,485</b>	<b>542,077</b>
<b>ARMENIA</b>				
581 Tubes, Pipes, And Hoses Of Plastics	0	6,715	0	75,877
728 Other Machines And Equipment Specialized For Particular Indu	0	9,656	0	22,195
699 Manufactures Of Base Metals	0	20,639	0	19,062
697 Household Equipment Of Base Metals	0	10,401	0	18,283
775 Household Type, Electrical/non-electrical Equipments	0	2,902	0	12,185
LAINNYA	4,785	17,068	9,101	45,526
<b>SUB TOTAL</b>	<b>4,785</b>	<b>67,381</b>	<b>9,101</b>	<b>193,128</b>

**I.6 IMPOR KOMODITI MENURUT NEGARA ASAL / IMPORT BY COUNTRY OF ORIGIN  
DAN LIMA GOLONGAN BARANG (SITC) UTAMA / AND FIVE MAJOR SITC COMMODITY GROUP  
\*\* NOVEMBER / NOVEMBER 2010 \*\***

Negara Asal/SITC/Uraian Golongan Barang <i>Country of Origin/SITC/group Description</i>	Berat Bersih / <i>Net Weight (Kg)</i>		Nilai CIF / <i>CIF Value (US\$)</i>	
	Bulan ini <i>Current month</i>	Kumulatif <i>Cum. Jan to date</i>	Bulan ini <i>Current month</i>	Kumulatif <i>Cum. Jan to date</i>
<b>AZERBAIJAN</b>				
333 Petroleum Oil, Crude	133,254,342	1,384,195,076	82,774,355	808,965,876
684 Alumunium	0	297,766	0	634,923
263 Cotton	0	257,987	0	503,808
723 Civil Engineering And Contractor Plants And Equipments/parts	0	1,080	0	21,956
LAINNYA	0	0	0	0
<b>SUB TOTAL</b>	<b>133,254,342</b>	<b>1,384,751,909</b>	<b>82,774,355</b>	<b>810,126,563</b>
<b>BELARUS</b>				
562 Fertilizers, Manufactured	5,497,000	291,426,329	2,116,345	120,358,877
625 Rubber Tyre, tyre Cases, tyre Treads, inner Tubes, And Tyre Fla	81,496	589,654	271,932	2,135,869
592 Starches, Inulin, And Wheat Glutenal Buminoidal Substances; G	0	270,000	0	2,116,003
872 Medical Instruments And Appliances	643	670	46,128	50,611
676 Iron/steel Bars, Rods, Angels, Shaped And Sections	0	12,438	0	15,623
LAINNYA	0	3,328	0	15,350
<b>SUB TOTAL</b>	<b>5,579,139</b>	<b>292,302,419</b>	<b>2,434,405</b>	<b>124,692,333</b>
<b>KAZAKHSTAN</b>				
684 Alumunium	2,016,001	10,695,017	4,904,931	24,561,288
686 Zinc	150,383	401,422	367,557	932,390
263 Cotton	0	289,365	0	181,172
671 Pig Iron, spiegeleisen, sponge Iron, And Ferro-alloys	0	1,760	0	9,200
LAINNYA	0	0	0	0
<b>SUB TOTAL</b>	<b>2,166,384</b>	<b>11,387,564</b>	<b>5,272,488</b>	<b>25,684,050</b>
<b>KYRGYZSTAN</b>				
684 Alumunium	0	725,760	0	1,554,433
263 Cotton	0	211,970	0	406,798
685 Lead	0	200,886	0	297,311
651 Textile Yarns	0	64,132	0	155,536
591 Disinfectants, Insecticides, And Fungicides Put In Forms	0	31,804	0	129,480
LAINNYA	13,505	205,550	24,294	392,757
<b>SUB TOTAL</b>	<b>13,505</b>	<b>1,440,102</b>	<b>24,294</b>	<b>2,936,315</b>
<b>MOLDOVA, REPUBLIC OF</b>				
873 Meters And Counters	605	2,478	43,969	169,405
842 Women's Coats/jacket, Not Knitted	33	259	1,162	9,301
844 Women's Coats/jackets, Knitted	0	140	0	4,570
775 Household Type, Electrical/non-electrical Equipments	5	102	264	4,465
LAINNYA	0	0	0	0
<b>SUB TOTAL</b>	<b>643</b>	<b>2,979</b>	<b>45,395</b>	<b>187,741</b>
<b>TAJIKISTAN</b>				
684 Alumunium	253,870	2,494,141	493,424	4,325,378
653 Fabrics, Woven, Of Man-made Fibres	0	1,073	0	17,474
775 Household Type, Electrical/non-electrical Equipments	0	2,152	0	8,102
776 Thermionic, Cold Cathode, And Photo Cathode Valves/tubes	0	22	0	1,648
764 Telecommunication Equipments And Parts	0	2	0	239
LAINNYA	0	1	0	3
<b>SUB TOTAL</b>	<b>253,870</b>	<b>2,497,391</b>	<b>493,424</b>	<b>4,352,844</b>

**I.6 IMPOR KOMODITI MENURUT NEGARA ASAL / IMPORT BY COUNTRY OF ORIGIN  
DAN LIMA GOLONGAN BARANG (SITC) UTAMA / AND FIVE MAJOR SITC COMMODITY GROUP  
\*\* NOVEMBER / NOVEMBER 2010 \*\***

Negara Asal/SITC/Uraian Golongan Barang <i>Country of Origin/SITC/group Description</i>	Berat Bersih / <i>Net Weight (Kg)</i>		Nilai CIF / <i>CIF Value (US\$)</i>	
	Bulan ini <i>Current month</i>	Kumulatif <i>Cum. Jan to date</i>	Bulan ini <i>Current month</i>	Kumulatif <i>Cum. Jan to date</i>
<b>TURKMENISTAN</b>				
263 Cotton	0	501,632	0	936,739
652 Cotton Fabrics, Woven	0	2,440	0	10,555
842 Women's Coats/jacket, Not Knitted	22	61	757	2,375
776 Thermionic, Cold Cathode, And Photo Cathode Valves/tubes	0	1	0	1
LAINNYA	0	0	0	0
<b>SUB TOTAL</b>	<b>22</b>	<b>504,134</b>	<b>757</b>	<b>949,670</b>
<b>UKRAINE</b>				
672 Ingots And Other Iron/steel In Primary Forms	71,923,258	689,902,275	41,197,677	410,298,569
562 Fertilizers, Manufactured	26,748,599	84,348,599	10,298,211	33,948,711
673 Flat Rolled Products, Not Clad	898,272	43,291,570	775,854	29,994,150
675 Flat Rolled Products And Alloy Steels	8,327,356	35,820,970	7,220,116	28,267,710
046 Meal And Flour Of Wheat And Flour Of Meslin	0	21,456,750	0	6,391,435
LAINNYA	1,509,576	33,455,717	1,355,612	25,961,649
<b>SUB TOTAL</b>	<b>109,407,061</b>	<b>908,275,881</b>	<b>60,847,470</b>	<b>534,862,224</b>
<b>UZBEKISTAN</b>				
263 Cotton	0	2,887,973	0	5,464,690
523 Metallicsalts And Peroxysalts	0	415,050	0	872,280
651 Textile Yarns	0	142	0	1,098
LAINNYA	0	0	0	0
<b>SUB TOTAL</b>	<b>0</b>	<b>3,303,165</b>	<b>0</b>	<b>6,338,068</b>
<b>LITHUANIA</b>				
041 Wheat And Meslin, Unmilled	0	28,326,790	0	8,639,671
625 Rubber Tyre,tyre Cases,tyre Treads,inner Tubes, And Tyre Fla	117,936	662,832	831,728	4,750,740
282 Waste And Scrap Metal Of Iron/steel	0	6,213,410	0	2,621,531
562 Fertilizers, Manufactured	0	4,718,500	0	2,400,492
022 Milk,cream, And Milk Products Other Than Butter Or Cheese	0	200,000	0	221,500
LAINNYA	8,246	547,474	29,574	367,526
<b>SUB TOTAL</b>	<b>126,182</b>	<b>40,669,006</b>	<b>861,302</b>	<b>19,001,460</b>
<b>LATVIA</b>				
282 Waste And Scrap Metal Of Iron/steel	0	2,048,335	0	812,082
232 Synthetic Rubber Latex, Synthetic/reclaimed Rubber	0	108,000	0	326,808
848 Articles Of Apparel And Clothing Accessories Of Other Than T	0	3,478	0	88,880
728 Other Machines And Equipment Specialized For Particular Indu	0	20,400	0	45,203
764 Telecommunication Equipments And Parts	0	62	0	31,419
LAINNYA	217	51,672	4,477	122,079
<b>SUB TOTAL</b>	<b>217</b>	<b>2,231,947</b>	<b>4,477</b>	<b>1,426,471</b>
<b>ESTONIA</b>				
641 Papers And Paperboards	0	1,170,418	0	926,294
282 Waste And Scrap Metal Of Iron/steel	0	1,551,820	0	614,818
764 Telecommunication Equipments And Parts	414	975	78,901	200,386
541 Medicinal And Pharmaceutical Products	0	8,000	0	124,900
772 Electrical Apparatus For Making And Breaking Electrical Circ	30	4,226	6,370	110,819
LAINNYA	970	275,737	52,885	341,150
<b>SUB TOTAL</b>	<b>1,414</b>	<b>3,011,176</b>	<b>138,156</b>	<b>2,318,367</b>



**I.6 IMPOR KOMODITI MENURUT NEGARA ASAL / IMPORT BY COUNTRY OF ORIGIN  
DAN LIMA GOLONGAN BARANG (SITC) UTAMA / AND FIVE MAJOR SITC COMMODITY GROUP  
\*\* NOVEMBER / NOVEMBER 2010 \*\***

Negara Asal/SITC/Uraian Golongan Barang <i>Country of Origin/SITC/group Description</i>	Berat Bersih / <i>Net Weight (Kg)</i>		Nilai CIF / <i>CIF Value (US\$)</i>	
	Bulan ini <i>Current month</i>	Kumulatif <i>Cum. Jan to date</i>	Bulan ini <i>Current month</i>	Kumulatif <i>Cum. Jan to date</i>
<b>GEORGIA</b>				
672 Ingots And Other Iron/steel In Primary Forms	0	1,915,200	0	1,056,232
288 Non-ferrous Base Metal Waste And Scraps	0	64,220	0	415,076
282 Waste And Scrap Metal Of Iron/steel	0	610,980	0	240,058
744 Mechanical Handling Equipments And Parts	0	6,868	0	120,000
764 Telecommunication Equipments And Parts	0	725	0	94,929
LAINNYA	734	103,440	5,002	308,387
<b>SUB TOTAL</b>	<b>734</b>	<b>2,701,433</b>	<b>5,002</b>	<b>2,234,682</b>
<b>CROATIA</b>				
728 Other Machines And Equipment Specialized For Particular Indu	159,520	159,520	2,317,097	2,317,097
121 Tobacco, Unmanufactured And Refused	0	435,600	0	2,157,331
737 Metalworking Machinery And Parts	7,547	178,870	31,514	818,847
248 Wood, simply Worked And Railway Sleeper Of Wood	48,000	887,200	33,127	605,880
661 Lime, cement And Fabricated Construction Materials	63,000	357,000	37,800	197,595
LAINNYA	2,759	17,434	37,528	233,011
<b>SUB TOTAL</b>	<b>280,826</b>	<b>2,035,624</b>	<b>2,457,066</b>	<b>6,329,761</b>
<b>BOSNIA AND HERZEGOVINA</b>				
851 Footwears	98	231	11,842	27,754
248 Wood, simply Worked And Railway Sleeper Of Wood	0	23,001	0	17,668
775 Household Type, Electrical/non-electrical Equipments	48	272	640	4,080
743 Pumps, Compressors, Fans, Blowers, Centrifuges, And Parts	5	229	250	3,449
571 Polymers Of Ethylene In Primary Forms	0	391	0	1,104
LAINNYA	1	89	8	1,483
<b>SUB TOTAL</b>	<b>152</b>	<b>24,213</b>	<b>12,740</b>	<b>55,538</b>
<b>MALTA</b>				
793 Ships, Boats, And Floating Structures	3,305,000	3,305,000	8,259,858	8,259,858
542 Medicaments, Including Veterinary Medicaments	392	2,473	211,599	1,129,102
579 Waste And Scrap Of Plastics	0	144,910	0	50,818
514 Nitrogen-function Compounds	0	154	0	49,463
657 Special Yarns, textile Fabrics	0	2,203	0	31,492
LAINNYA	1,498	2,116,526	24,748	143,375
<b>SUB TOTAL</b>	<b>3,306,890</b>	<b>5,571,266</b>	<b>8,496,205</b>	<b>9,664,108</b>
<b>SLOVAKIA</b>				
514 Nitrogen-function Compounds	94,500	699,003	179,601	1,472,462
764 Telecommunication Equipments And Parts	789	3,941	1,001,427	1,085,297
772 Electrical Apparatus For Making And Breaking Electrical Circ	600	13,898	59,738	949,391
778 Electrical Machinery And Apparatus	1,431	34,338	43,521	585,449
248 Wood, simply Worked And Railway Sleeper Of Wood	25,000	745,042	22,648	418,731
LAINNYA	52,777	1,738,800	218,161	3,697,387
<b>SUB TOTAL</b>	<b>175,097</b>	<b>3,235,022</b>	<b>1,525,096</b>	<b>8,208,717</b>
<b>SLOVENIA</b>				
725 Papermill/pulpmill Machinery And Paper Cutting Machines	929,532	1,270,895	6,518,371	11,875,718
641 Papers And Paperboards	0	480,643	0	2,918,721
778 Electrical Machinery And Apparatus	7,147	422,903	69,863	1,298,183
542 Medicaments, Including Veterinary Medicaments	0	2,028	0	718,441
541 Medicinal And Pharmaceutical Products	0	4,500	0	483,750
LAINNYA	205,621	1,594,838	881,830	4,001,002
<b>SUB TOTAL</b>	<b>1,142,300</b>	<b>3,775,807</b>	<b>7,470,064</b>	<b>21,295,815</b>

**I.6 IMPOR KOMODITI MENURUT NEGARA ASAL / IMPORT BY COUNTRY OF ORIGIN  
DAN LIMA GOLONGAN BARANG (SITC) UTAMA / AND FIVE MAJOR SITC COMMODITY GROUP  
\*\* NOVEMBER / NOVEMBER 2010 \*\***

Negara Asal/SITC/Uraian Golongan Barang <i>Country of Origin/SITC/group Description</i>	Berat Bersih / <i>Net Weight (Kg)</i>		Nilai CIF / <i>CIF Value (US\$)</i>	
	Bulan ini <i>Current month</i>	Kumulatif <i>Cum. Jan to date</i>	Bulan ini <i>Current month</i>	Kumulatif <i>Cum. Jan to date</i>
<b>CZECH REPUBLIC</b>				
772 Electrical Apparatus For Making And Breaking Electrical Circ	18,755	194,559	662,617	7,490,018
764 Telecommunication Equipments And Parts	8,312	148,492	263,527	6,200,622
514 Nitrogen-function Compounds	139,000	3,030,413	261,530	6,069,066
791 Railway Vehicles And Associated Equipments	0	1,655,457	0	3,392,596
778 Electrical Machinery And Apparatus	7,974	65,263	405,566	3,330,564
LAINNYA	346,587	4,479,597	2,266,713	21,738,927
<b>SUB TOTAL</b>	<b>520,628</b>	<b>9,573,781</b>	<b>3,859,953</b>	<b>48,221,793</b>
<b>SOUTH GEORGIA AND THE SOUTH SA</b>				
759 Parts And Accessories For Machine Of Heading 751 Or 752	0	39	0	353
771 Electric Power Machinery And Parts	0	14	0	106
LAINNYA	0	0	0	0
<b>SUB TOTAL</b>	<b>0</b>	<b>53</b>	<b>0</b>	<b>459</b>
<b>REP. OF MACEDONIA</b>				
579 Waste And Scrap Of Plastics	0	54,982	0	22,048
121 Tobacco, Unmanufactured And Refused	367	1,161	3,231	10,309
842 Women's Coats/jacket, Not Knitted	2	248	36	6,849
848 Articles Of Apparel And Clothing Accessories Of Other Than T	10	31	1,268	3,411
845 Articles Of Apparel	0	20	0	825
LAINNYA	0	70	0	698
<b>SUB TOTAL</b>	<b>379</b>	<b>56,512</b>	<b>4,535</b>	<b>44,140</b>
<b>FAEROE ISLANDS</b>				
793 Ships, Boats, And Floating Structures	0	202,000	0	100,500
LAINNYA	0	0	0	0
<b>SUB TOTAL</b>	<b>0</b>	<b>202,000</b>	<b>0</b>	<b>100,500</b>
<b>RUSSIA FEDERATION</b>				
672 Ingots And Other Iron/steel In Primary Forms	110,481,530	805,711,393	62,887,279	422,250,848
562 Fertilizers, Manufactured	17,807,940	424,725,333	5,571,658	153,900,587
334 Petroleum Products, Refined	0	169,991,862	0	110,944,042
891 Arms And Ammunitions	373,042	404,530	50,000,000	73,450,889
333 Petroleum Oil, Crude	0	84,634,864	0	50,747,161
LAINNYA	11,960,357	251,108,419	13,841,107	226,447,432
<b>SUB TOTAL</b>	<b>140,622,869</b>	<b>1,736,576,401</b>	<b>132,300,044</b>	<b>1,037,740,959</b>

**I.7 IMPOR KOMODITI TERTENTU MENURUT NEGARA ASAL UTAMA**  
**CERTAIN COMMODITIES IMPORT BY MAIN COUNTRY OF ORIGIN**  
**\*\*NOVEMBER / NOVEMBER 2009 \*\***

Komoditi Commodity	Negara Asal Country of Origin	Berat Bersih / Net Weight (Kg)		Nilai CIF / CIF Value (US\$)	
		Bulan ini Current month	Kumulatif Cum. Jan to date	Bulan ini Current month	Kumulatif Cum. Jan to date
<b>Beras</b>					
	VIET NAM	180 489 225	218 445 601	88 096 178	110 727 345
	THAILAND	11 600 000	168 738 519	8 967 253	83 301 531
	CHINA	700 032	2 993 342	2 633 548	10 321 160
	INDIA	255 230	589 648	874 673	1 740 916
	UNITED STATES	126 831	1 353 764	165 704	1 422 774
	OTHERS	450 180	3 920 144	151 016	1 923 996
	<b>Sub Total</b>	<b>193 621 498</b>	<b>396 041 018</b>	<b>100 888 372</b>	<b>209 437 722</b>
<b>Jagung</b>					
	ARGENTINA	49 168 778	831 982 622	11 361 478	189 101 543
	BRAZIL	97 186 850	260 823 425	23 025 968	61 120 900
	INDIA	7 330 660	112 993 661	2 004 494	28 224 907
	UNITED STATES	9 876 362	39 566 706	2 852 500	11 909 451
	SOUTH AFRICA	0	42 040 682	0	9 290 946
	OTHERS	121 259	7 759 044	42 878	3 102 141
	<b>Sub Total</b>	<b>163 683 909</b>	<b>1 295 166 140</b>	<b>39 287 318</b>	<b>302 749 888</b>
<b>Kedelai</b>					
	UNITED STATES	100 293 593	1 399 024 455	50 026 243	648 095 564
	MALAYSIA	2 211 583	49 246 186	2 069 368	39 715 011
	ARGENTINA	0	78 233 522	0	35 240 587
	CANADA	80 400	4 281 461	53 165	2 225 190
	SINGAPORE	581 034	2 403 401	317 111	1 293 353
	OTHERS	2 675 699	6 802 983	1 393 099	3 615 335
	<b>Sub Total</b>	<b>105 842 309</b>	<b>1 539 992 008</b>	<b>53 858 986</b>	<b>730 185 040</b>
<b>Biji Gandum dan Meslin</b>					
	AUSTRALIA	289 454 090	2 954 274 051	103 057 650	818 324 015
	CANADA	30 591 110	692 313 253	10 676 402	221 084 923
	UNITED STATES	30 968 670	553 412 068	10 681 538	167 087 017
	RUSSIA FEDERATION	0	72 625 005	0	18 225 593
	LITHUANIA	0	28 326 790	0	8 639 671
	OTHERS	678 000	18 051 410	218 610	4 375 599
	<b>Sub Total</b>	<b>351 691 870</b>	<b>4 319 002 577</b>	<b>124 634 200</b>	<b>1 237 736 818</b>
<b>Tepung terigu</b>					
	TURKEY	64 373 500	406 527 025	22 066 333	119 922 700
	SRI LANKA	19 734 047	152 600 562	8 209 938	59 902 951
	AUSTRALIA	4 673 475	56 090 593	2 113 701	23 962 489
	BELGIUM	5 394 250	55 852 953	2 344 719	19 603 417
	UKRAINE	0	21 456 750	0	6 391 435
	OTHERS	1 009 303	13 516 743	361 918	4 817 310
	<b>Sub Total</b>	<b>95 184 575</b>	<b>706 044 626</b>	<b>35 096 609</b>	<b>234 600 302</b>
<b>Gula Pasir</b>					

**I.7 IMPOR KOMODITI TERTENTU MENURUT NEGARA ASAL UTAMA**  
**CERTAIN COMMODITIES IMPORT BY MAIN COUNTRY OF ORIGIN**  
**\*\*NOVEMBER / NOVEMBER 2009 \*\***

Komoditi Commodity	Negara Asal Country of Origin	Berat Bersih / Net Weight (Kg)		Nilai CIF / CIF Value (US\$)	
		Bulan ini Current month	Kumulatif Cum. Jan to date	Bulan ini Current month	Kumulatif Cum. Jan to date
	THAILAND	2 750 000	480 006 999	2 272 030	355 491 175
	MALAYSIA	1 200 000	26 869 486	1 004 800	17 841 274
	AUSTRALIA	1 742 606	15 651 563	1 241 631	11 242 044
	CHINA	0	11 897 750	0	9 779 951
	KOREA, REPUBLIC OF	2 208 000	12 436 000	1 735 770	9 002 804
	OTHERS	1 999 505	7 442 897	1 645 143	5 631 679
	<b>Sub Total</b>	<b>9 900 111</b>	<b>554 304 695</b>	<b>7 899 374</b>	<b>408 988 927</b>
<b>Gula Tebu</b>					
	BRAZIL	230 025 100	428 345 100	126 628 209	223 289 461
	THAILAND	0	333 479 440	0	179 957 109
	AUSTRALIA	0	143 100 000	0	76 607 051
	SOUTH AFRICA	0	22 000 000	0	11 541 640
	MALAYSIA	0	205	0	1 667
	OTHERS	0	0	0	0
	<b>Sub Total</b>	<b>230 025 100</b>	<b>926 924 745</b>	<b>126 628 209</b>	<b>491 396 928</b>
<b>Daging Sejenis Lembu</b>					
	AUSTRALIA	7 361 769	67 118 790	21 949 011	193 971 098
	NEW ZEALAND	2 767 567	44 856 152	8 941 342	135 835 098
	UNITED STATES	1 185 032	10 805 015	3 103 080	20 603 092
	SINGAPORE	24 494	1 784 120	39 862	3 952 726
	CANADA	23 248	1 611 017	18 133	2 187 148
	OTHERS	0	24 527	0	65 176
	<b>Sub Total</b>	<b>11 362 110</b>	<b>126 199 621</b>	<b>34 051 428</b>	<b>356 614 338</b>
<b>Daging Ayam</b>					
	SINGAPORE	0	106 767	0	167 583
	MALAYSIA	13 851	13 851	56 615	56 615
	OTHERS	0	0	0	0
	<b>Sub Total</b>	<b>13 851</b>	<b>120 618</b>	<b>56 615</b>	<b>224 198</b>
<b>Garam</b>					
	AUSTRALIA	198 116 000	1 429 192 000	11 064 401	76 945 250
	INDIA	80 976 000	372 161 787	4 361 851	17 611 809
	CHINA	75	20 157 080	488	1 074 505
	NEW ZEALAND	48 000	984 000	17 040	327 984
	GERMANY, FED. REP. OF	104 940	332 098	54 817	326 116
	OTHERS	146 169	4 287 047	29 894	463 692
	<b>Sub Total</b>	<b>279 391 184</b>	<b>1 827 114 012</b>	<b>15 528 491</b>	<b>96 749 356</b>
<b>Mentega</b>					
	NEW ZEALAND	744 045	8 438 345	4 211 180	41 825 478
	AUSTRALIA	77 701	2 110 820	329 573	8 637 014
	BELGIUM	90 050	1 508 417	606 037	8 215 807
	UNITED STATES	0	638 892	0	2 860 031
	FRANCE	16 537	399 302	104 871	2 356 236
	OTHERS	90 174	774 236	377 134	2 812 155
	<b>Sub Total</b>	<b>1 018 507</b>	<b>13 870 012</b>	<b>5 628 795</b>	<b>66 706 721</b>
<b>Minyak Goreng</b>					

**I.7 IMPOR KOMODITI TERTENTU MENURUT NEGARA ASAL UTAMA**  
**CERTAIN COMMODITIES IMPORT BY MAIN COUNTRY OF ORIGIN**  
**\*\*NOVEMBER / NOVEMBER 2009 \*\***

Komoditi Commodity	Negara Asal Country of Origin	Berat Bersih / Net Weight (Kg)		Nilai CIF / CIF Value (US\$)	
		Bulan ini Current month	Kumulatif Cum. Jan to date	Bulan ini Current month	Kumulatif Cum. Jan to date
	MALAYSIA	1 247 446	58 373 670	1 552 916	52 104 249
	THAILAND	340 300	5 828 243	416 182	5 367 036
	SINGAPORE	207 935	879 773	273 787	1 235 008
	UNITED STATES	49 488	451 605	96 120	675 078
	KOREA, REPUBLIC OF	0	167 238	0	317 349
	OTHERS	363	171 316	4 455	334 675
	<b>Sub Total</b>	<b>1 845 532</b>	<b>65 871 845</b>	<b>2 343 460</b>	<b>60 033 395</b>
<b>Susu</b>					
	NEW ZEALAND	4 692 584	46 263 819	20 597 193	196 243 481
	UNITED STATES	2 510 400	38 743 312	6 872 924	103 651 096
	AUSTRALIA	2 894 125	27 530 663	8 985 515	88 620 714
	FRANCE	425 502	12 546 974	1 211 061	37 484 345
	NETHERLANDS	24 506	10 556 476	205 871	31 653 716
	OTHERS	3 526 032	39 676 523	12 694 024	143 392 894
	<b>Sub Total</b>	<b>14 073 149</b>	<b>175 317 767</b>	<b>50 566 588</b>	<b>601 046 246</b>
<b>Bawang Merah</b>					
	THAILAND	788 124	24 956 247	549 624	12 629 070
	VIET NAM	0	18 767 570	0	8 135 671
	INDIA	1 908 431	13 514 195	813 572	4 731 476
	PHILIPPINES	0	6 912 440	0	2 987 223
	MALAYSIA	284 303	3 144 006	177 723	2 149 214
	OTHERS	518 800	1 093 135	243 359	499 128
	<b>Sub Total</b>	<b>3 499 658</b>	<b>68 387 593</b>	<b>1 784 278</b>	<b>31 131 782</b>
<b>Bawang putih</b>					
	CHINA	26 535 512	326 675 091	20 730 277	220 665 369
	MALAYSIA	0	1 151 750	0	757 573
	INDIA	0	792 300	0	405 496
	THAILAND	18 831	533 182	13 465	271 964
	KOREA, REPUBLIC OF	0	397	0	806
	OTHERS	0	2	0	18
	<b>Sub Total</b>	<b>26 554 343</b>	<b>329 152 722</b>	<b>20 743 742</b>	<b>222 101 226</b>
<b>Telur Unggas</b>					
	MALAYSIA	0	7 766	0	16 675
	SINGAPORE	0	15	0	370
	OTHERS	0	0	0	0
	<b>Sub Total</b>	<b>0</b>	<b>7 781</b>	<b>0</b>	<b>17 045</b>
<b>Kelapa</b>					
	THAILAND	141 791	1 983 641	104 259	1 343 195
	COTE D'IVOIRE	0	1 032 886	0	870 594
	VIET NAM	0	206 387	0	860 313
	GHANA	0	510 328	0	446 538
	INDIA	0	79 380	0	415 100
	OTHERS	908	326 645	5 214	378 871
	<b>Sub Total</b>	<b>142 699</b>	<b>4 139 267</b>	<b>109 473</b>	<b>4 314 611</b>
<b>Kelapa Sawit</b>					

**I.7 IMPOR KOMODITI TERTENTU MENURUT NEGARA ASAL UTAMA**  
**CERTAIN COMMODITIES IMPORT BY MAIN COUNTRY OF ORIGIN**  
**\*\*NOVEMBER / NOVEMBER 2009 \*\***

Komoditi Commodity	Negara Asal Country of Origin	Berat Bersih / Net Weight (Kg)		Nilai CIF / CIF Value (US\$)	
		Bulan ini Current month	Kumulatif Cum. Jan to date	Bulan ini Current month	Kumulatif Cum. Jan to date
	PAPUA NEW GUINEA	1 151	9 072	153 000	1 204 156
	THAILAND	513	6 681	62 310	810 030
	MALAYSIA	0	3 768	0	674 444
	PHILIPPINES	1 489	1 489	186 347	186 347
	UNITED KINGDOM	0	139	0	26 340
	OTHERS	0	14 000	0	2 954
	<b>Sub Total</b>	<b>3 153</b>	<b>35 149</b>	<b>401 657</b>	<b>2 904 271</b>
<b>Lada</b>					
	VIET NAM	0	2 591 412	0	1 268 879
	MALAYSIA	50 779	275 863	56 580	734 377
	SINGAPORE	12 987	21 534	62 338	121 756
	UNITED STATES	102	5 906	805	79 332
	NETHERLANDS	0	7 777	0	42 381
	OTHERS	463	78 734	2 063	48 830
	<b>Sub Total</b>	<b>64 331</b>	<b>2 981 226</b>	<b>121 786</b>	<b>2 295 555</b>
<b>Teh</b>					
	KENYA	398 577	2 310 803	563 195	5 480 627
	VIET NAM	266 913	4 106 260	336 154	4 672 183
	CHINA	22 182	895 426	29 272	1 459 173
	SRI LANKA	23 622	252 581	23 354	1 090 393
	ARGENTINA	68 800	932 800	71 312	1 025 426
	OTHERS	184 636	1 353 510	409 600	3 052 214
	<b>Sub Total</b>	<b>964 730</b>	<b>9 851 380</b>	<b>1 432 887</b>	<b>16 780 016</b>
<b>Kopi</b>					
	VIET NAM	39 000	14 608 607	93 990	20 539 372
	BRAZIL	441 600	1 941 141	1 470 480	6 477 132
	INDIA	100 000	545 500	162 000	945 362
	UNITED STATES	20 093	180 711	91 174	897 057
	SINGAPORE	56 668	217 558	208 979	810 902
	OTHERS	148 153	1 885 065	501 045	3 864 036
	<b>Sub Total</b>	<b>805 514</b>	<b>19 378 582</b>	<b>2 527 668</b>	<b>33 533 861</b>
<b>Cengkeh</b>					
	SINGAPORE	0	255 247	0	1 203 175
	OTHERS	0	0	0	0
	<b>Sub Total</b>	<b>0</b>	<b>255 247</b>	<b>0</b>	<b>1 203 175</b>
<b>Kakao</b>					
	GHANA	254 407	7 704 407	580 047	30 204 845
	COTE D'IVOIRE	250 250	5 625 712	871 043	19 786 311
	PAPUA NEW GUINEA	135 000	4 139 844	420 084	14 649 344
	SOLOMON ISLANDS	75 000	2 879 998	243 547	9 905 917
	CAMEROON	0	1 988 865	0	7 353 684
	OTHERS	0	801 872	0	2 522 986
	<b>Sub Total</b>	<b>714 657</b>	<b>23 140 698</b>	<b>2 114 721</b>	<b>84 423 087</b>
<b>Cabe (segar-dingin)</b>					

**I.7 IMPOR KOMODITI TERTENTU MENURUT NEGARA ASAL UTAMA**  
**CERTAIN COMMODITIES IMPORT BY MAIN COUNTRY OF ORIGIN**  
**\*\*NOVEMBER / NOVEMBER 2009 \*\***

Komoditi Commodity	Negara Asal Country of Origin	Berat Bersih / Net Weight (Kg)		Nilai CIF / CIF Value (US\$)	
		Bulan ini Current month	Kumulatif Cum. Jan to date	Bulan ini Current month	Kumulatif Cum. Jan to date
	INDIA	39 000	1 499 877	26 792	1 130 638
	CHINA	1 976	85 097	2 054	73 842
	VIET NAM	16 896	36 896	42 240	67 140
	TAIWAN	0	47 700	0	29 722
	MALAYSIA	66	14 435	22	25 471
	OTHERS	354	4 226	1 452	18 201
	<b>Sub Total</b>	<b>58 292</b>	<b>1 688 231</b>	<b>72 560</b>	<b>1 345 014</b>
<b>Cabe (kering-tumbuk)</b>					
	INDIA	596 936	9 472 548	496 720	7 711 242
	CHINA	275 940	2 854 665	325 669	3 436 141
	MALAYSIA	66 513	2 591 366	60 490	1 815 677
	THAILAND	4 808	65 425	9 715	162 107
	GERMANY, FED. REP. OF	0	19 370	0	101 199
	OTHERS	21 950	72 856	32 333	159 221
	<b>Sub Total</b>	<b>966 147</b>	<b>15 076 230</b>	<b>924 927</b>	<b>13 385 587</b>
<b>Cabe (awet sementara)</b>					
	INDIA	13 000	63 834	8 320	40 852
	THAILAND	0	16 000	0	13 600
	KOREA, REPUBLIC OF	0	2 102	0	5 000
	OTHERS	0	0	0	0
	<b>Sub Total</b>	<b>13 000</b>	<b>81 936</b>	<b>8 320</b>	<b>59 452</b>
<b>Tembakau</b>					
	CHINA	4 444 680	34 290 250	18 771 258	167 137 047
	TURKEY	115 199	4 975 293	1 010 805	36 231 764
	BRAZIL	123 779	4 256 843	1 042 974	33 415 130
	UNITED STATES	59 783	3 778 840	806 998	30 076 370
	GREECE	623 283	2 468 847	4 709 211	17 358 309
	OTHERS	436 976	11 468 395	2 854 508	71 193 668
	<b>Sub Total</b>	<b>5 803 700</b>	<b>61 238 468</b>	<b>29 195 754</b>	<b>355 412 288</b>
<b>Ubi Kayu</b>					
	CHINA	183	11 635	89	10 021
	MALAYSIA	273	8 024	81	4 438
	OTHERS	0	0	0	0
	<b>Sub Total</b>	<b>456</b>	<b>19 659</b>	<b>170</b>	<b>14 459</b>

**K1. IMPOR KAWASAN BERIKAT / BOUND ZONE IMPORT**  
**MENURUT GOLONGAN BARANG 2 DIJIT HS / BY COMMODITY 2 DIGITS HS**  
**\*\* NOVEMBER / NOVEMBER 2010 \*\***

HS	Uraian Golongan Barang Group Description	Berat Bersih / Net Weight (Kg)		Nilai CIF / CIF Value (US\$)	
		Bulan ini Current month	Kumulatif Cum. Jan to date	Bulan ini Current month	Kumulatif Cum. Jan to date
02	Meat and edible meat offal	0	4,066	0	21,172
03	Fish and crustaceans	900,905	14,733,179	2,358,504	30,548,925
04	Dairy products, bird's eggs, natural honey	1,300,029	13,255,516	2,715,391	20,141,537
05	Products of animal origin	24,193	591,389	293,176	10,024,978
06	Live trees and other plants	43,604	46,332	19,689	28,071
07	Edible vegetables and certain roots and tubers	433	320,339	436	217,854
08	Edible fruits and nuts	4,425	151,420	8,235	348,163
09	Coffee, tea, mate, and spices	740,125	11,469,419	1,079,912	16,642,254
10	Cereals	10,000,000	10,010,948	2,937,100	2,950,263
11	Products of the milling industry	3,353,602	158,655,237	1,887,274	66,567,760
12	Oil seeds and oleaginous fruits	47,015,929	49,686,407	23,246,654	29,233,171
13	Lac	181	61,542	51,913	466,555
14	Vegetable plaiting materials	0	84,146	0	45,356
15	Animal or vegetable oils/fats and their cleavage products	364,796	55,247,983	477,773	44,896,167
16	Preparations of meat/fish/crustaceans/molluscs or other aquatic inverte	9,606	487,182	9,297	1,597,834
17	Sugar and sugar confectionery	239,665,608	602,132,177	127,069,034	303,192,298
18	Cocoa and cocoa preparations	71	4,143	811	118,394
19	Preparations of cereals, flour, starch or milk	78,323	1,305,971	168,363	2,337,353
20	Preparations of vegetables, fruits, nuts or other part of plants	27,193	245,107	69,459	555,118
21	Miscellaneous edible preparations	1,130	95,667	8,839	289,941
22	Beverages, spirit, and vinegar	135,073	1,163,752	873,752	6,606,341
23	Residues and waste from the food industries	21,626	144,355	25,800	211,786
24	Tobacco and manufactured tobacco substitutes	130,797	20,731,144	2,536,040	167,958,609
25	Salts	31,643,148	642,956,344	4,686,962	66,517,652
26	Ores, slag, and ash	189,584	18,919,315	558,254	5,154,814
27	Mineral fuels, mineral oils and products of their distillation	38,000,148	148,835,254	28,319,995	112,912,453
28	Inorganic chemicals	8,784,727	178,026,399	12,304,236	146,761,699
29	Organic chemicals	22,611,399	228,828,169	31,096,366	282,422,023
30	Pharmaceutical products	4,105	113,349	132,630	1,207,514
31	Fertilizers	5,543	3,252,597	22,361	1,632,749
32	Tanning or dyeing extracts	2,429,494	24,684,865	12,843,081	109,414,995
33	Essential oils and resinoids	30,632	358,295	433,019	5,599,380
34	Soap, organic surfasce-active agents, washing, and lubricating prepara	1,028,239	11,285,421	3,338,104	46,029,530
35	Albuminoidal substances	1,878,060	36,644,435	4,436,348	49,675,954
36	Explosives	21,403	337,093	683,427	11,183,939
37	Photographic and cinematographic goods	163,398	1,498,678	149,245	2,383,051
38	Miscellaneous chemical products	3,309,500	29,927,256	12,730,272	109,116,148
39	Plastics and articles thereof	39,387,737	415,819,419	101,121,068	1,046,902,686
40	Rubber and articles thereof	9,010,531	110,871,888	31,895,721	283,528,706
41	Raw hides, skins, and leather	2,730,572	23,666,728	26,994,454	196,515,604
42	Articles of leather	62,324	749,994	1,106,861	11,367,580
43	Furskins and artificial fur	6,076	136,325	82,465	2,422,070
44	Wood and articles of wood	8,614,770	119,197,019	5,884,327	72,349,716
45	Cork and articles of cork	12,146	140,163	77,981	762,857
46	Manufactured of straw or other plaiting materials	4,412	19,422	16,535	223,335
47	Pulp of wood or of other fibrous cellulosic material	19,554,600	256,515,744	18,834,369	226,980,490
48	Paper and paperboard	7,671,496	92,005,085	23,135,840	215,041,158
49	Printed books, newspapers, pictures, and other products of printing in	172,995	1,030,028	1,662,043	11,677,147
50	Silk	22,793	201,039	573,309	2,608,970
51	Wool, fine or coarse animal hair	307,723	2,843,640	6,291,916	49,700,204
52	Cotton	14,663,547	185,898,961	102,502,280	967,230,619
53	Other vegetable textile fibres	260,607	977,656	2,818,895	10,234,306
54	Man-made filaments	7,124,947	69,738,552	59,681,910	544,420,070
55	Man-made staple fibres	9,128,152	81,280,176	37,923,330	331,769,132
56	Wadding, felt, and non-wovens	1,522,957	12,633,714	10,201,322	82,649,098
57	Carpets and other textile floor coverings	196,354	1,065,800	1,887,855	9,833,289



**K1. IMPOR KAWASAN BERIKAT / BOUND ZONE IMPORT**  
**MENURUT GOLONGAN BARANG 2 DIJIT HS / BY COMMODITY 2 DIGITS HS**  
**\*\* NOVEMBER / NOVEMBER 2010 \*\***

HS Uraian Golongan Barang Group Description	Berat Bersih / Net Weight (Kg)		Nilai CIF / CIF Value (US\$)	
	Bulan ini Current month	Kumulatif Cum. Jan to date	Bulan ini Current month	Kumulatif Cum. Jan to date
58 Special woven fabrics	1,597,637	14,534,539	20,831,985	185,238,402
59 Impregnated, coated, covered or laminated textile fabrics	2,136,030	18,562,577	19,687,478	166,968,483
60 Knitted or crocheted fabrics	9,018,252	91,512,313	84,201,532	763,139,118
61 Articles of apparel and clothing accessories, knitted or crocheted	253,384	2,076,009	3,254,283	21,947,444
62 Articles of apparel and clothing accessories, not knitted or crocheted	249,698	2,019,615	4,685,750	43,375,674
63 Other made up textile articles	148,482	2,034,097	2,097,784	19,995,717
64 Footwear, gaiters and the like	805,252	5,177,586	9,926,275	69,657,247
65 Headgear and parts thereof	16,413	325,679	260,694	3,427,723
66 Umbrellas, walking sticks, seat-sticks, whips, riding crops and parts	240	45,613	6,092	82,670
67 Prepared feathers and articles	21,936	120,490	1,433,292	7,369,448
68 Articles of stone, plaster, cement, asbestos, mica or similar material	1,088,983	6,549,541	2,190,021	24,876,144
69 Ceramic products	2,100,274	15,794,930	4,631,206	35,468,496
70 Glass and glassware	6,972,118	72,283,453	7,716,933	82,275,044
71 Natural and cultured pearls, precious/semi precious stones, and precio	7,645	275,582	5,108,388	69,497,334
72 Iron and steel	23,431,289	440,825,092	31,865,802	486,119,545
73 Articles of iron and steel	8,543,612	354,820,252	28,654,521	667,974,921
74 Cooper and articles thereof	8,050,334	87,402,532	65,989,538	641,286,046
75 Nickel and articles thereof	4,813	211,019	202,375	5,504,951
76 Aluminium and articles thereof	4,215,399	52,741,928	15,028,594	197,287,493
78 Lead and articles thereof	1,692,186	8,480,403	3,943,253	20,967,667
79 Zinc and articles thereof	544,013	7,435,456	1,617,311	22,449,581
80 Tin and articles thereof	466,439	1,018,272	1,538,361	12,471,757
81 Other base metal	22,790	603,047	1,931,821	22,347,738
82 Tools, implements, cutlery, spoon and forks, of base metal and parts t	169,095	2,386,101	7,694,281	51,062,772
83 Miscellaneous articles of base metal	1,159,500	17,569,783	10,873,047	107,231,677
84 Nuclear reactors, boilers, machinery and mechanical appliances	18,158,478	175,069,427	223,611,883	2,462,131,843
85 Electrical machinery and equipments	13,914,558	201,263,874	449,925,399	5,465,493,739
86 Railway and tramway locomotive, mechanical traffic, and all kinds	576	931,244	41,689	1,564,518
87 Vehicles other than railway/tramway, and parts and accessories thereof	6,667,020	63,868,361	55,849,433	535,758,066
88 Aircraft and its components	23,321	1,164,498	20,378,181	150,880,541
89 Ships, boat, and floating structures	78,597	29,676,470	131,657	28,411,153
90 Optical, photographic, cinematographic, measuring, checking, medical	541,556	6,980,707	29,737,219	308,342,799
91 Clocks and watches and parts thereof	8,699	97,787	146,475	1,385,745
92 Musical instruments	831,122	8,209,992	10,116,499	86,446,310
93 Arms and ammunition	1	2,652	144	27,385
94 Furnitures, bedding, mattress supports, cushions and stuffed furnishin	289,567	2,605,899	1,657,758	20,734,151
95 Toys, games and sports requisiters	100,784	1,594,205	1,138,453	12,253,054
96 Miscellaneous manufactured articles	893,201	9,119,386	12,706,396	114,872,986
97 Works of arts, collectors' piece and antiques	753	12,080	10,348	169,516
98 Vehicles in ckd and their components	2,390,306	29,804,278	36,324,047	291,883,414
<b>TOTAL IMPOR</b>	<b>650,986,121</b>	<b>5,376,293,013</b>	<b>1,887,410,431</b>	<b>18,929,607,150</b>

**K2. IMPOR KAWASAN BERIKAT / BOUND ZONE IMPORT**  
**MENURUT GOLONGAN BARANG SITC / BY SITC COMMODITY GROUP**  
**\*\* NOVEMBER / NOVEMBER 2010 \*\***

SITC Uraian Golongan Barang Group Description	Berat Bersih / Net Weight (Kg)		Nilai CIF / CIF Value (US\$)	
	Bulan ini Current month	Kumulatif Cum. Jan to date	Bulan ini Current month	Kumulatif Cum. Jan to date
<b>A. By Commodity 1 Dijit SITC</b>				
0 Food and Live Animals	252,774,290	654,782,774	136,469,842	379,814,168
1 Beverages and Tobacco	265,870	21,894,817	3,409,792	174,563,895
2 Crude Materials, Inedible	128,442,453	1,106,813,574	98,904,114	883,173,515
3 Mineral Fuels, Lubricants, etc.	37,800,148	148,330,700	28,213,078	112,589,502
4 Animal & Vegetable Oils/Fats	352,709	51,019,875	457,154	43,455,729
5 Chemicals	79,553,777	1,053,302,199	161,552,754	1,653,098,427
6 Manufactured Goods	102,479,270	1,754,041,003	562,091,539	5,676,352,595
7 Machinery and Transportation Equipments	40,495,032	500,976,984	780,975,119	8,915,652,312
8 Miscellaneous Manufactured Articles	8,822,426	84,996,466	112,651,696	1,053,789,192
9 Special Commodities and Transaction	146	134,621	2,685,343	37,117,815
<b>B. By Commodity 2 Dijit SITC</b>				
01 Meat and meat preparations	9,605	109,523	9,295	172,610
02 Dairy product and eggs	202,379	328,829	618,879	1,103,707
03 Fish, crustaceans, molluscs and their preparations	900,906	21,860,904	2,358,506	35,044,513
04 Cereals and cereal preparations	10,035,192	10,872,234	3,015,853	4,494,253
05 Fruits and vegetables	56,867	894,907	96,791	1,352,327
06 Sugar, sugar preparations, and honey	240,763,258	608,320,220	129,165,546	319,249,769
07 Coffee, tea, cocoa, and spices	740,241	11,583,377	1,081,933	16,854,761
08 Feeding stuff for animals	21,626	144,355	25,800	211,786
09 Miscellaneous food preparations	44,216	668,425	97,239	1,330,442
11 Beverages	135,073	1,289,556	873,752	8,476,045
12 Tobacco and tobacco manufactured	130,797	20,605,261	2,536,040	166,087,850
21 Hides, skins and furskins	29	406,061	208	1,456,612
22 Oil seeds, nuts, and kernels	46,931,501	47,736,586	23,033,857	23,816,125
23 Crude rubber	7,881,230	74,503,401	18,862,235	161,842,808
24 Wood, lumber, and cork	3,950,093	59,752,066	2,773,368	32,414,591
25 Pulp and waste paper	19,554,600	256,515,744	18,834,369	226,980,490
26 Textile fibres and their waste	12,059,576	153,459,725	27,080,729	332,203,315
27 Crude fertilizers and crude minerals	31,794,504	424,863,840	4,783,278	57,755,605
28 Metalliferous ores and metal scraps	6,120,530	86,844,970	2,963,248	30,727,337
29 Crude animals and vegetable materials, nes	150,390	2,731,181	572,822	15,976,632
32 Coal, coke, and briquettes	51,420	54,806	37,537	56,793
33 Petroleum and petroleum products	37,748,633	148,248,952	28,174,571	112,415,614
34 Gas; natural and manufactured	95	26,942	970	117,095
41 Animal oils and fats	0	78	0	3,157
42 Fixed vegetable oils/fats	350,714	50,576,070	448,789	42,704,597
43 Animal vegetable oils/fats	1,995	443,727	8,365	747,975
51 Organic chemicals	22,598,745	233,495,616	29,944,689	274,331,036
52 Inorganic chemicals	8,579,387	177,324,770	12,177,556	146,303,438
53 Dyeing, tanning, and colouring materials	2,448,890	25,173,448	12,901,035	110,207,295
54 Medical and pharmaceutical products	125,350	390,946	1,653,724	14,876,302
55 Essential oils and perfumery materials	442,154	5,148,336	1,893,784	34,222,188
56 Manufactured fertilizers	5,543	3,252,042	22,361	1,623,532
57 Plastics in primary forms	33,848,546	352,673,743	65,257,204	660,819,818
58 Plastics in non-primary forms	2,956,632	28,348,532	16,766,213	166,185,345
59 Chemical materials and its products, nes	8,548,530	227,494,766	20,936,188	244,529,473
61 Leather, leather med, nes	2,734,435	23,334,555	27,122,758	196,254,086
62 Rubber manufactured, nes	1,036,955	35,653,799	12,354,297	117,302,885
63 Wood and cork manufactured	4,676,823	59,585,125	3,188,940	40,698,022
64 Paper, paperboard, and manufactured thereof	6,931,067	87,372,811	15,298,657	151,235,065
65 Textile yarns, fabrics, and their products	34,133,622	328,463,144	321,828,391	2,804,932,795
66 Non metallic minerals manufactured	10,610,941	315,739,038	14,413,341	150,677,521
67 Iron and steel	24,269,529	673,098,817	42,460,631	868,469,650
68 Non ferrous metals	13,958,765	147,992,046	85,580,387	866,524,668
69 Manufactured of metal, nes	4,127,133	82,801,668	39,844,137	480,257,903

**K2. IMPOR KAWASAN BERIKAT / BOUND ZONE IMPORT**  
**MENURUT GOLONGAN BARANG SITC / BY SITC COMMODITY GROUP**  
**\*\* NOVEMBER / NOVEMBER 2010 \*\***

SITC	Uraian Golongan Barang Group Description	Berat Bersih / Net Weight (Kg)		Nilai CIF / CIF Value (US\$)	
		Bulan ini Current month	Kumulatif Cum. Jan to date	Bulan ini Current month	Kumulatif Cum. Jan to date
71	Power generating machine and equipments	2,249,814	22,668,685	23,977,073	356,806,819
72	Machinery specialized for particular industry	7,294,318	60,050,983	107,941,843	1,001,205,098
73	Metalworking machinery	829,075	7,449,234	12,490,760	110,147,278
74	General industrial machinery and equipments	7,195,839	83,489,143	63,654,330	756,621,333
75	Office machinery and automatic data processing	571,154	10,382,077	21,698,385	358,304,883
76	Telecommunication and reproducers apparatus	5,095,809	57,071,885	200,575,323	1,779,351,664
77	Electrical machinery and apparatus	8,324,501	135,490,120	242,920,721	3,569,038,713
78	Road vehicles	8,832,028	93,474,843	87,165,157	804,517,549
79	Other transportation equipments	102,494	30,900,014	20,551,527	179,658,975
81	Sanitary, plumbing, and fittings	1,029,098	3,423,274	5,295,577	16,334,499
82	Furniture	112,766	1,039,079	584,029	9,682,439
83	Traveling goods	25,703	505,871	349,866	4,486,084
84	Clothing	813,165	7,099,676	11,729,341	101,478,571
85	Footwear	805,252	5,177,586	9,926,275	69,657,247
87	Professional, scientific, and contractor instruments	475,377	5,980,056	25,589,981	147,434,932
88	Photographic apparatus, equipments and optics	271,981	2,721,169	4,957,691	92,177,085
89	Miscellaneous manufactured articles	5,289,084	59,049,755	54,218,936	612,538,335
96	Coin, not being legal tender	0	112	0	2,481
97	Gold; non monetary	146	134,509	2,685,343	37,115,334
<b>C. By Commodity 3 Dijit SITC</b>					
011	Meat Of Bovine Animals Fresh, Chilled Or Frozen	0	20	0	221
012	Other Meat, Other Edible Meat Offal, Fresh, Chilled Or Frozen	0	4,000	0	19,400
016	Meat And Edible Meat Offal, Salted, Dried, Edible Flour Of Meat	0	46	0	1,551
017	Meat And Edible Meat Offal, Prepared Or Preserved	9,605	105,457	9,295	151,438
022	Milk,Cream, And Milk Products Other Than Butter Or Cheese	202,378	312,283	618,877	969,727
024	Cheese And Curds	1	8,399	2	57,507
025	Eggs, Birds, And Egg Yolks; Fresh, Dried Or Otherwise Preserved	0	8,147	0	76,473
034	Fish, Fresh, Chilled Or Frozen	632,596	11,897,827	957,892	16,539,119
035	Fish, Dried Salted Or In Brine; Smoked Fish	124	393,125	5,857	229,906
036	Crustaceans, Molluscs, And Aquatic Invertebrates	268,185	2,442,227	1,394,755	13,779,900
037	Fish, Crustaceans, Molluscs, And Other Aquatic Invertebrates; Prepared	1	7,127,725	2	4,495,588
041	Wheat And Meslin, Unmilled	10,000,000	10,000,948	2,937,100	2,946,705
045	Cereals, Unmilled	0	10,000	0	3,558
046	Meal And Flour Of Wheat And Flour Of Meslin	0	3,365	0	57,220
047	Other Cereal Meals And Flours	0	35,334	0	91,801
048	Cereal Preparations And Preparations Of Flours/Starches Of Fruit	35,192	822,587	78,753	1,394,969
054	Vegetables, Fresh, Chilled, Frozen Or Simply Preserved	2,410	321,806	4,884	214,661
056	Vegetables, Roots And Tubers, Prepared Or Preserved Nes	45,781	260,221	78,597	495,246
057	Fruit And Nut; Fresh Or Dried	3,570	150,565	7,954	347,882
058	Fruits, Preserved And Preparations	1,964	5,225	1,520	6,338
059	Fruit And Vegetable Juices	3,142	157,090	3,836	288,200
061	Sugar, Molasses, And Honey	240,763,258	608,314,994	129,165,546	319,243,502
062	Sugar Confectionery	0	5,226	0	6,267
071	Coffee And Coffee Substitutes	56,746	7,680,164	222,860	10,467,035
072	Cocoa	0	1,031	0	17,244
073	Chocolate And Other Food Preparations Containing Cocoa	71	3,040	811	100,476
074	Tea And Mate	669,496	3,237,829	794,582	3,809,733
075	Spices	13,928	661,313	63,680	2,460,273
081	Feeding Stuff For Animals	21,626	144,355	25,800	211,786
091	Margarine And Shortening	0	118,120	0	160,534
098	Edible Products And Preparations	44,216	550,305	97,239	1,169,908
111	Non-Alcoholic Beverages, Nes	29,230	165,984	69,707	205,774
112	Alcoholic Beverages	105,843	1,123,572	804,045	8,270,271
121	Tobacco, Unmanufactured And Refused	95,580	20,101,418	2,005,587	159,790,502
122	Tobacco, Manufactured	35,217	503,843	530,453	6,297,348
211	Hides And Skins, Raw	29	404,773	208	1,351,724
212	Furskins, Raw	0	1,288	0	104,888

**K2. IMPOR KAWASAN BERIKAT / BOUND ZONE IMPORT**  
**MENURUT GOLONGAN BARANG SITC / BY SITC COMMODITY GROUP**  
**\*\* NOVEMBER / NOVEMBER 2010 \*\***

SITC	Uraian Golongan Barang Group Description	Berat Bersih / Net Weight (Kg)		Nilai CIF / CIF Value (US\$)	
		Bulan ini Current month	Kumulatif Cum. Jan to date	Bulan ini Current month	Kumulatif Cum. Jan to date
222	Oil Seeds Use For Extraction Ofsoft Fixed Vegetable Oils	46,931,501	47,733,812	23,033,857	23,806,625
223	Oil Seeds Use For Extraction Of Other Fixed Vegetable Oils	0	2,774	0	9,500
231	Natural Rubber Latex;Natural Rubber And Similar Natural Gums	397,502	7,780,769	1,399,316	17,759,570
232	Synthetic Rubber Latex, Synthetic/Reclaimed Rubber	7,483,728	66,722,632	17,462,919	144,083,238
244	Cork,Natural,Raw And Waste	5,861	50,523	31,738	163,807
245	Fuel Wood And Wood Charcoal	2,055,476	32,518,832	551,497	7,834,084
246	Wood In Chips Or Particles And Waste	0	116,336	0	31,501
247	Wood In The Rough Or Roughly Squared	254,520	3,528,848	273,609	2,378,387
248	Wood,Simply Worked And Railway Sleeper Of Wood	1,634,236	23,537,527	1,916,524	22,006,812
251	Pulp And Waste Paper	19,554,600	256,515,744	18,834,369	226,980,490
261	Silk	496	5,468	10,725	37,793
263	Cotton	5,818,904	96,220,288	13,734,265	186,283,860
264	Jute And Other Textile Bast Fibres	74,864	251,369	110,368	365,254
265	Vegetable Textile Fibres,Raw Or Processed;Waste Of These Fibres	0	3,356	0	29,669
266	Synthetic Fibres Suitable For Spinning	5,153,215	35,424,191	9,528,036	72,848,855
267	Other Man-Made Fibres Suitable For Spinning And Waste	958,269	20,696,428	2,914,528	64,536,480
268	Wool And Other Animal Hair	53,116	771,904	767,177	7,453,988
269	Old Clothing And Other Old Textile Articles; Rags	712	86,721	15,630	647,416
272	Fertilizers, Crude	0	42,830	0	230,595
273	Stone, Sand And Gravel	13,751,203	139,825,093	1,020,056	9,888,882
274	Sulphur And Unroasted Iron Pyrites	15,081,945	228,125,664	2,553,916	31,959,716
277	Natural Abrasives	650,500	7,863,411	190,498	3,591,172
278	Other Crude Minerals	2,310,856	49,006,842	1,018,808	12,085,240
281	Iron Ore And Concentrates	3,335	16,024,622	1,940	1,354,135
282	Waste And Scrap Metal Of Iron/Steel	5,657,897	65,913,712	2,236,998	23,648,576
283	Copper Ores And Concentrates	189	25,153	99	210,312
284	Nickel Ores And Concentrates	0	1,011	0	45,112
285	Aluminium Ores And Concentrates	205,340	1,314,962	126,680	1,002,015
287	Ores And Concentrates Of Basemetals	180,924	1,803,992	128,963	1,309,722
288	Non-Ferrous Base Metal Waste And Scraps	72,845	1,729,248	468,568	2,179,410
289	Ores And Concentrates Of Precious Metals; Waste,Scraps	0	32,270	0	978,055
291	Crude Animal Materials	24,193	591,402	293,176	10,025,171
292	Crude Vegetable Materials	126,197	2,139,779	279,646	5,951,461
321	Coals, Pulverized Or Not	0	366	0	395
325	Coke And Semi Coke Of Coal/Lignite/Peat	51,420	54,440	37,537	56,398
333	Petroleum Oil, Crude	0	11	0	171
334	Petroleum Products, Refined	37,672,194	146,654,705	28,034,843	109,679,592
335	Residual Petroleum Products, And Related Materials	76,439	1,594,236	139,728	2,735,851
342	Liquefied Propane And Butane	89	2,770	872	9,078
343	Natural Gas, Liquefied Or Not	0	894	0	17,160
344	Petroleum Gases And Other Gas	6	23,041	98	82,997
345	Coal Gas, Water Gas And Similar Gas	0	237	0	7,860
411	Animal Oils And Fats	0	78	0	3,157
421	Fixed Vegetable Fats And Oils Soft,Crude,Refined Or Fractioned	350,658	4,375,174	448,002	5,385,670
422	Fixed Vegetable Fats And Oils Solid,Crude,Refined Or Fractioned	56	46,200,896	787	37,318,927
431	Animal And Vegetable Oil; Fat Processed And Their Wax	1,995	443,727	8,365	747,975
511	Hydrocarbon And Their Halogenated, Nitrated Derivatives	237,905	6,054,363	592,002	10,541,912
512	Alcohols,Phenols,Phenol-Alcohols And Their Halogenated	17,543,284	185,836,622	18,281,802	172,009,670
513	Carboxylic Acids,And Their Anhydrides,Halides,Peroxides	1,762,320	12,365,356	3,015,669	24,416,511
514	Nitrogen-Function Compounds	2,242,216	18,208,292	5,267,107	40,217,652
515	Organo-Inorganic And Heterocyclic Compounds	317,974	6,691,245	820,414	12,892,938
516	Other Organic Chemicals	495,046	4,339,738	1,967,695	14,252,353
522	Inorganic Chemical Elements, Oxides And Halogen Salts	5,821,424	100,200,416	9,463,493	113,331,433
523	Metallicsalts And Peroxysalts	2,409,592	73,386,237	2,131,984	25,548,655
524	Other Inorganic Chemicals;Chemical Compound Of Precious Metals	344,571	3,724,986	414,679	7,088,374
525	Radioactive And Associated Materials	3,800	13,131	167,400	334,976
531	Synthetic Organic; Colouring Matter	751,882	4,302,882	4,574,790	22,248,048
532	Dyeing/Tanning Extracts And Synthetic Tanning Materials	17,858	152,042	50,186	597,716
533	Pigments, Paints, Varnishes, And Related Materials	1,679,150	20,718,524	8,276,059	87,361,531

**K2. IMPOR KAWASAN BERIKAT / BOUND ZONE IMPORT**  
**MENURUT GOLONGAN BARANG SITC / BY SITC COMMODITY GROUP**  
**\*\* NOVEMBER / NOVEMBER 2010 \*\***

SITC	Uraian Golongan Barang Group Description	Berat Bersih / Net Weight (Kg)		Nilai CIF / CIF Value (US\$)	
		Bulan ini Current month	Kumulatif Cum. Jan to date	Bulan ini Current month	Kumulatif Cum. Jan to date
541	Medicinal And Pharmaceutical Products	125,272	386,942	1,653,404	14,349,977
542	Medicaments, Including Veterinary Medicaments	78	4,004	320	526,325
551	Essential Oils, Perfumes, And Flavour Materials	22,214	204,276	294,785	3,480,307
553	Perfumery, Cosmetics, And Toilet Preparations	8,418	154,019	138,234	2,119,073
554	Soap,Cleansing And Polishing Preparations	411,522	4,790,041	1,460,765	28,622,808
562	Fertilizers, Manufactured	5,543	3,252,042	22,361	1,623,532
571	Polymers Of Ethylene In Primary Forms	9,967,388	103,635,891	14,479,721	138,913,885
572	Polimers Of Styrene In Primary Forms	6,980,083	69,999,315	13,087,476	141,057,557
573	Polimers Of Vinyl Chloride In Primary Forms	425,740	8,300,353	1,382,763	16,683,034
574	Poliacetals And Polycarbons In Primary Forms	2,119,946	25,420,813	15,234,651	122,513,965
575	Other Plastics In Primary Forms	10,251,371	125,871,437	19,426,322	233,892,170
579	Waste And Scrap Of Plastics	4,104,018	19,445,934	1,646,271	7,759,207
581	Tubes, Pipes, And Hoses Of Plastics	258,295	3,006,746	2,260,829	22,922,991
582	Plates, Sheets, And Film Of Plastics	2,677,833	24,955,898	14,195,503	140,458,583
583	Monofilament And Rod Of Plastics	20,504	385,888	309,881	2,803,771
591	Disinfectants, Insecticides, And Fungicides Put In Forms	782	330,236	10,410	1,494,246
592	Starches, Inulin, And Wheat Glutenal Buminoidal Substances; Glues	5,193,970	194,650,914	6,155,292	113,647,127
593	Explosive And Pyrotechnic Products	21,087	334,049	681,870	11,160,747
597	Additive For Mineral Oils	744,219	6,951,982	2,720,179	21,135,187
598	Miscellaneous Chemical Products	2,588,472	25,227,386	11,368,437	97,086,868
599	#N/A	0	199	0	5,298
611	Leathers	2,730,543	23,261,955	26,994,246	195,163,880
612	Manufactures And Composition Leathers	3,892	68,974	128,512	976,431
613	Furskins, Tanned Or Dressed	0	3,626	0	113,775
621	Materials Of Rubber	432,530	29,520,832	4,236,724	45,424,594
625	Rubber Tyre,Tyre Cases,Tyre Treads,Inner Tubes, And Tyre Flaps	222,246	1,042,783	607,578	4,151,041
629	Articles Of Rubbers	382,179	5,090,184	7,509,995	67,727,250
633	Cork Manufactures	6,285	89,596	46,243	598,939
634	Veneers,Plywood,Improved/Reconstituted Wood Worked	4,536,250	57,015,894	2,685,032	26,979,091
635	Wood Manufactures	134,288	2,479,635	457,665	13,119,992
641	Papers And Paperboards	4,031,075	63,624,406	7,524,681	84,722,625
642	Paper And Paperboard Cut To Size/Shape And Article Of Papers	2,899,992	23,748,405	7,773,976	66,512,440
651	Textile Yarns	2,157,382	22,235,171	13,271,833	133,443,095
652	Cotton Fabrics, Woven	8,710,365	87,638,920	88,028,560	769,217,348
653	Fabrics, Woven, Of Man-Made Fibres	8,215,833	75,970,863	73,106,797	626,622,527
654	Textile Fabrics, Woven, Other Than Of Cotton Or Man-Made Fibres	483,063	3,075,936	8,908,304	54,738,462
655	Knitted Or Crocheted Fabrics	9,018,252	91,512,400	84,201,532	763,139,660
656	Tulle,Lace,Embroidery,Ribbons,Trimmings And Other Small Wares	1,551,367	13,635,111	20,487,846	176,812,950
657	Special Yarns,Textile Fabrics	3,649,126	31,344,872	29,809,087	251,357,303
658	Made-Up Articles, Wholly/Chiefly Of Textile Materials	149,706	1,968,487	2,105,722	19,616,068
659	Floor Coverings	198,528	1,081,384	1,908,710	9,985,382
661	Lime,Cement And Fabricated Construction Materials	283,609	222,213,433	85,640	13,482,097
662	Clay And Refractory Construction Materials	2,162,447	15,313,815	3,540,096	27,569,220
663	Mineral Manufactures	1,229,796	6,262,816	3,111,433	29,062,133
664	Glass	6,890,329	71,257,958	7,147,743	73,633,231
665	Glassware	15,897	410,079	356,852	5,409,909
666	Pottery	28,849	249,272	160,207	751,024
667	Pearl, Precious And Semi Precious Stones	14	31,665	11,370	769,907
671	Pig Iron,Spiegeleisen,Sponge Iron, And Ferro-Alloys	490,515	5,287,553	1,232,465	10,247,218
672	Ingots And Other Iron/Steel In Primary Forms	283,094	22,767,423	561,024	30,725,036
673	Flat Rolled Products, Not Clad	5,507,813	126,201,776	5,463,424	112,109,111
674	Flat Rolled Products, Clad Or Plated	6,527,087	51,246,635	8,790,262	72,091,091
675	Flat Rolled Products And Alloy Steels	834,851	57,595,848	2,761,953	75,372,782
676	Iron/Steel Bars, Rods, Angels, Shaped And Sections	2,671,507	91,181,420	5,978,603	109,618,071
677	Rail/Railway And Tractor Construction Of Iron/Steel Materials	12,173	963,436	191,980	1,597,130
678	Wire Of Iron/Steel	1,463,004	21,154,003	4,873,592	53,089,056
679	Tubes, Pipes, Hollow Profile, Pipe Fitting Of Iron/Steel	6,479,485	296,700,723	12,607,328	403,620,155
681	Silver, Platinum, And Other Metal Of The Platinum Groups	3,931	45,277	1,673,318	15,151,885
682	Copper	7,832,020	85,343,993	64,227,193	624,433,755

K2. IMPOR KAWASAN BERIKAT / BOUND ZONE IMPORT  
 MENURUT GOLONGAN BARANG SITC / BY SITC COMMODITY GROUP  
 \*\* NOVEMBER / NOVEMBER 2010 \*\*

SITC	Uraian Golongan Barang Group Description	Berat Bersih / Net Weight (Kg)		Nilai CIF / CIF Value (US\$)	
		Bulan ini Current month	Kumulatif Cum. Jan to date	Bulan ini Current month	Kumulatif Cum. Jan to date
683	Nickel	3,679	119,424	128,105	4,745,928
684	Aluminium	3,894,970	46,818,533	12,307,100	158,724,226
685	Lead	1,683,150	8,444,774	3,820,573	20,240,200
686	Zinc	501,363	6,540,308	1,283,591	16,305,441
687	Tin	27,995	547,059	920,176	11,176,255
689	Miscellaneous Non-Ferrous Basemetals Employed In Metallurgy	11,657	132,678	1,220,331	15,746,978
691	Structures And Parts Of Iron/Steel Or Aluminium	68,441	25,645,576	266,280	57,811,455
692	Metal Containers For Storage And Transportations	464,560	7,974,924	2,425,389	54,312,178
693	Wire Products And Fencing Grills	255,038	6,397,383	1,453,273	25,242,216
694	Nails, Screws, Nuts, Bolts, Rivets Of Iron/Steel Or Copper	748,158	10,380,131	7,927,435	83,263,122
695	Tools For Used In The Hand Or In Machines	150,763	2,165,019	7,359,170	49,187,475
696	Cutlery	18,255	203,083	333,614	1,809,346
697	Household Equipment Of Base Metals	34,951	349,100	154,509	2,205,286
699	Manufactures Of Base Metals	2,386,967	29,686,452	19,924,467	206,426,825
711	Steam And Other Vapour Generating Boilers And Parts	127,666	2,334,654	682,763	13,822,449
712	Steam Or Other Generating Boilers And Parts	3,094	113,553	127,321	4,163,900
713	Internal Combustion Piston Engines And Parts	1,503,908	10,253,266	14,704,718	139,671,630
714	Engines And Motors, Non-Electric And Parts	153,477	557,031	2,275,664	57,612,874
716	Rotating Electric Plants And Parts	406,363	7,031,812	5,070,229	86,446,225
718	Other Power Generating Machines And Parts	55,306	2,378,369	1,116,378	55,089,741
721	Agricultural Machinery And Parts	19,192	169,249	211,796	1,921,991
722	Tractors	0	873	0	41,702
723	Civil Engineering And Contractor Plants And Equipments/Parts	921,923	9,827,341	6,443,825	67,175,954
724	Textile/Leather Machinery And Parts	2,866,943	17,951,666	23,231,357	180,188,567
725	Papermill/Pulpmill Machinery And Paper Cutting Machines	574,802	2,002,384	7,678,989	26,205,675
726	Printing/Book Binding Machinery And Parts	938,534	11,414,133	44,237,255	476,218,163
727	Food Processing Machines And Parts	1,651	900,420	136,963	15,373,560
728	Other Machines And Equipment Specialized For Particular Industry	1,971,273	17,784,917	26,001,658	234,079,486
731	Machine Tools By Removing Metal	484,768	3,669,738	7,415,165	48,828,162
733	Machine Tool For Working Metals	287,543	1,804,000	2,292,283	18,581,628
735	Parts Of Machine Tools	29,997	786,307	1,988,032	26,065,130
737	Metalworking Machinery And Parts	26,767	1,189,189	795,280	16,672,358
741	Heating And Cooling Equipments And Parts	1,096,194	10,016,787	7,976,667	76,087,667
742	Pumps For Liquid And Parts	109,021	3,524,698	2,338,008	45,632,141
743	Pumps, Compressors, Fans, Blowers, Centrifuges, And Parts	2,027,696	18,127,519	10,889,576	123,092,694
744	Mechanical Handling Equipments And Parts	1,472,506	15,412,543	9,194,136	91,429,600
745	Other Non-Electrical Machinery, Tools, And Mechanical Apparatus	310,220	3,537,090	2,693,310	50,615,951
746	Ball Or Roller Bearings	643,746	12,402,758	7,715,940	64,933,657
747	Taps, Cocks, And Valves For Pipes	170,205	4,318,223	3,831,592	86,580,593
748	Transmission Shafts And Cranks	962,560	11,242,308	12,040,180	132,218,998
749	Non-Electric Parts And Accessories Of Machineries	403,691	4,907,217	6,974,921	86,030,032
751	Office Machines	98,410	1,116,223	2,458,818	46,083,552
752	Automatic Data Processing Machines And Their Units	247,275	5,102,912	11,867,675	96,547,928
759	Parts And Accessories For Machine Of Heading 751 Or 752	225,469	4,162,942	7,371,892	215,673,403
761	Television Receivers	1,059,037	15,483,705	28,594,179	370,626,791
762	Radio Broadcast Receivers	56,344	412,098	444,437	4,123,966
763	Sound Recorders Or Reproducers	12,398	111,241	440,051	4,880,852
764	Telecommunication Equipments And Parts	3,968,030	41,064,841	171,096,656	1,399,720,055
771	Electric Power Machinery And Parts	521,654	6,744,117	12,003,340	111,202,489
772	Electrical Apparatus For Making And Breaking Electrical Circuits	2,388,520	35,048,160	65,009,294	893,835,495
773	Equipment For Distributing Electricity	1,730,312	23,813,897	20,707,764	255,336,206
774	Electrical Apparatus For Medical Purposes And Radiological Apparatus	3,654	16,509	150,495	959,235
775	Household Type, Electrical/Non-Electrical Equipments	300,120	9,873,302	1,265,171	200,312,262
776	Thermionic, Cold Cathode, And Photo Cathode Valves/Tubes	1,530,157	23,619,028	99,679,212	1,360,182,002
778	Electrical Machinery And Apparatus	1,850,084	36,375,107	44,105,445	747,211,024
781	Passenger Motor Cars	2,115,379	25,358,969	26,097,327	209,747,145
782	Motor Vehicle For The Transportation Of Goods	834,871	8,007,419	5,706,797	57,867,568
783	Road Motor Vehicles	0	481,453	0	3,073,812
784	Parts And Accessories Of The Motor Vehicles	4,092,282	42,002,268	51,467,905	466,495,888

**K2. IMPOR KAWASAN BERIKAT / BOUND ZONE IMPORT**  
**MENURUT GOLONGAN BARANG SITC / BY SITC COMMODITY GROUP**  
**\*\* NOVEMBER / NOVEMBER 2010 \*\***

SITC	Uraian Golongan Barang <i>Group Description</i>	Berat Bersih / <i>Net Weight (Kg)</i>		Nilai CIF / <i>CIF Value (US\$)</i>	
		Bulan ini <i>Current month</i>	Kumulatif <i>Cum. Jan to date</i>	Bulan ini <i>Current month</i>	Kumulatif <i>Cum. Jan to date</i>
785	Motorcycles, Scooters, And Other Cycles Motorized/Non Motorized	1,784,958	15,140,832	3,879,406	60,278,522
786	Trailers And Other Vehicles, Not Motorized	4,538	2,483,902	13,722	7,054,614
791	Railway Vehicles And Associated Equipments	576	59,421	41,689	375,852
792	Aircraft And Associated Equipments And Parts	23,321	1,164,123	20,378,181	150,871,970
793	Ships, Boats, And Floating Structures	78,597	29,676,470	131,657	28,411,153
811	Prefabricated Buildings	64,177	885,899	149,007	3,652,872
812	Sanitary, Plumbing, Heating, And Lighting Fixtures/Fittings	850,167	1,780,935	4,781,049	7,619,974
813	Lighting Fixtures And Fittings	114,754	756,440	365,521	5,061,653
821	Furnitures And Parts	112,766	1,039,079	584,029	9,682,439
831	Travel Goods	25,703	505,871	349,866	4,486,084
841	Men'S Coats/Jackets, Not Knitted	16,667	66,554	158,426	640,436
842	Women'S Coats/Jacket, Not Knitted	1,890	17,668	38,899	276,876
843	Men'S Coats/Jackets, Knitted	21,464	232,252	280,689	2,376,394
844	Women'S Coats/Jackets, Knitted	64,623	314,487	481,444	2,095,949
845	Articles Of Apparel	112,882	1,356,759	2,656,046	21,572,332
846	Clothing Accessories Of Textiles Fabrics	285,556	2,107,817	4,324,529	38,360,589
848	Articles Of Apparel And Clothing Accessories Of Other Than Textile Fab	310,083	3,004,139	3,789,308	36,155,995
851	Footwears	805,252	5,177,586	9,926,275	69,657,247
871	Optical Instrument And Apparatus	7,261	476,232	470,356	12,884,226
872	Medical Instruments And Appliances	41,722	985,613	1,016,315	13,799,218
873	Meters And Counters	153,695	1,416,056	1,778,898	15,502,825
874	Measuring, Checking, Analysing, And Controlling Instrument And Apparatus	272,699	3,102,155	22,324,412	105,248,663
881	Photographic Apparatus And Equipments	3,167	120,468	526,060	12,313,883
882	Photographic And Cinematographic Supplies	163,389	1,498,439	146,606	2,361,181
883	Cinematograph Film, Exposed And Developed	9	239	2,639	21,870
884	Optical Goods	96,717	1,004,236	4,135,911	76,094,406
885	Watches And Clocks	8,699	97,787	146,475	1,385,745
891	Arms And Ammunitions	1	15,036	144	1,632,685
892	Printed Matter	913,424	5,663,876	9,499,226	75,491,043
893	Article Of Plastics	2,420,269	33,146,528	16,959,413	200,017,563
894	Baby Carriages, Toys, Games, And Sporting Goods	101,048	1,595,496	1,140,677	12,365,703
895	Office And Stationery Supplies	169,008	2,330,930	1,139,040	15,724,717
896	Works Of Art, Collectors Pieces And Antiques	753	12,080	10,348	169,516
897	Jewellery, Goldsmith, Silversmith Wares, And Other Articles	3,554	62,719	738,357	15,877,221
898	Musical Instrument And Parts/Accessories	867,158	8,580,604	11,113,239	102,947,769
899	Other Miscellaneous Manufactured Articles	813,869	7,642,486	13,618,492	188,312,118
961	Coin Not Being Legal Tender	0	112	0	2,481
971	Gold, Non-Monetary	146	134,509	2,685,343	37,115,334
<b>TOTAL IMPOR</b>		<b>650,986,121</b>	<b>5,376,293,013</b>	<b>1,887,410,431</b>	<b>18,929,607,150</b>

**K3. IMPOR KAWASAN BERIKAT / BOUND ZONE IMPORT**  
**MENURUT NEGARA ASAL / BY COUNTRY OF ORIGIN**  
**\*\* NOVEMBER / NOVEMBER 2010 \*\***

Kode Code	Negara Asal Country of Origin	Berat Bersih / Net Weight (Kg)		Nilai CIF / CIF Value (US\$)	
		Bulan ini Current month	Kumulatif Cum. Jan to date	Bulan ini Current month	Kumulatif Cum. Jan to date
111	JP JAPAN	45,528,153	722,952,994	378,509,394	3,712,852,526
112	HK HONG KONG	11,637,851	99,659,293	142,543,249	1,244,483,038
113	KP KOREA, DEM. PEOPLE'S REP.	70	92,227	8,861	208,716
114	KR KOREA, REPUBLIC OF	37,277,378	365,183,642	251,056,487	2,265,549,614
115	TW TAIWAN	15,346,309	211,687,045	88,663,239	823,029,878
116	CN CHINA	42,472,053	675,953,122	323,631,975	2,983,053,182
117	MN MONGOLIA	0	780	0	28,459
118	MO MACAU	9,209	1,087,936	59,733	6,273,493
120	PG PAPUA NEW GUINEA	41,877	1,014,149	145,549	832,361
121	TH THAILAND	22,664,957	562,503,253	79,983,235	845,691,608
122	SG SINGAPORE	57,761,282	707,682,223	146,672,344	3,171,264,406
123	PH PHILIPPINES	805,093	35,569,115	9,218,431	162,025,451
124	MY MALAYSIA	25,298,403	380,764,431	52,690,897	692,591,692
125	MM MYANMAR	534	203,383	45,251	967,144
126	KH CAMBODIA	10,018	140,501	50,311	726,843
127	BN BRUNEI DARUSSALAM	448	24,305	5,049	130,241
128	LA LAO PEOPLE'S DEM. REP.	245	460	1,822	4,544
129	NP NEPAL	0	166	0	2,255
130	BT BHUTAN	0	99	0	86,700
131	VN VIET NAM	2,721,759	35,120,942	20,246,091	171,758,261
132	MV MALDIVES	127	127	1,075	1,075
133	IN INDIA	5,583,483	62,007,951	18,609,156	140,868,010
134	PK PAKISTAN	379,306	4,035,255	1,751,016	17,950,928
135	BD BANGLADESH	1,963	885,084	19,633	5,808,438
136	LK SRI LANKA	39,878	471,630	343,592	2,793,903
142	IR IRAN (ISLAMIC REPUBLIC OF)	101,413	8,914,820	95,298	3,683,693
143	SA SAUDI ARABIA	13,328,076	123,651,098	14,473,041	120,970,099
144	IL ISRAEL	178	860	6,123	205,441
145	KW KUWAIT	4,516,750	43,206,132	4,293,205	43,922,058
146	JO JORDAN	58,823	714,777	93,363	762,862
149	PN PALESTINA	0	156	0	5,117
151	YE YEMEN	225	2,938	924	15,369
152	OM OMAN	99,000	99,000	80,190	80,190
153	SY SYRIA ARAB REPUBLIC	0	397,241	0	678,710
154	TR TURKEY	49,594	3,494,609	654,167	29,404,745
155	AE UNITED ARAB EMIRATES	2,236,987	14,828,437	2,072,528	12,794,417
156	QA QATAR	538,546	8,862,049	1,084,298	10,076,674
157	BH BAHRAIN	0	225,096	0	418,984
158	CY CYPRUS	56,000	615,633	39,396	419,297
159	OD OTHER WEST ASIA	1	1	61	61
211	EG EGYPT	12,932,167	42,608,434	2,918,807	10,297,847
213	MA MOROCCO	4	29,911	2	140,840
214	TN TUNISIA	26	95	3,047	4,082
216	SD SUDAN	0	171,861	0	476,468
219	NA NAMIBIA	0	172,652	0	150,202
222	TZ TANZANIA, UNITED REP. OF	15	1,890,901	40	3,220,145
225	KE KENYA	349,210	1,483,312	422,538	3,892,597
227	MZ MOZAMBIQUE	197,700	197,703	619,995	620,148
230	TG TOGO	0	2,002,362	0	3,535,763
231	GH GHANA	23,368	77,118	23,415	98,560
232	LR LIBERIA	0	100,586	0	39,890
234	AO ANGOLA	0	240,000	0	1,040,400
236	CM CAMEROON	58,120	465,209	74,626	800,479



**K3. IMPOR KAWASAN BERIKAT / BOUND ZONE IMPORT**  
**MENURUT NEGARA ASAL / BY COUNTRY OF ORIGIN**  
**\*\* NOVEMBER / NOVEMBER 2010 \*\***

Kode Code	Negara Asal Country of Origin	Berat Bersih / Net Weight (Kg)		Nilai CIF / CIF Value (US\$)	
		Bulan ini Current month	Kumulatif Cum. Jan to date	Bulan ini Current month	Kumulatif Cum. Jan to date
237	NG NIGERIA	102,887	387,716	324,362	911,835
238	SL SIERRA LEONE	2,681	3,241	23,563	28,365
239	GA GABON	0	27,962	0	64,648
240	CI COTE D'IVOIRE	41	1,700,238	458	3,201,044
241	SN SENEGAL	1	4,036	2	194,234
242	MR MAURITANIA	0	4,575	0	8,335
243	ML MALI	0	2,053,877	0	3,638,403
244	BJ BENIN	0	2,469,987	0	4,760,470
245	BF BURKINA FASO	0	4,446,273	0	8,169,216
248	VI U.S. VIRGIN ISLANDS	481	13,166	6,618	62,760
249	SC SEYCHELLES	0	41,021	0	536,715
251	UG UGANDA	10,329	59,324	114,790	295,197
252	CF CENTRAL AFRICAN REPUBLIC	0	1,115,973	0	2,105,760
253	NE NIGER	42	19,441	599	326,489
254	TD CHAD	0	99,931	0	188,363
256	SH SAINT HELENA	3	1,268	25	29,408
257	ST SAO TOME AND PRINCIPE	1	4	2	1,639
260	SZ SWAZILAND	18,852	58,330	105,554	569,098
261	ZA SOUTH AFRICA	11,033,053	152,578,960	14,606,639	176,550,909
262	ZW ZIMBABWE	98,734	1,663,178	213,422	8,815,303
263	ZM ZAMBIA	0	200,277	0	275,956
264	MW MALAWI	0	28	0	1,476
266	BI BURUNDI	1	1	246	246
267	MU MAURITIUS	1,984	3,363	12,288	51,254
298	VG VIRGIN ISLANDS (BRITISH)	56,489	568,019	472,741	4,122,532
311	AU AUSTRALIA	8,815,112	148,202,628	33,785,333	267,401,377
312	NZ NEW ZEALAND	3,292,977	34,660,951	2,042,287	18,208,482
322	NC NEW CALEDONIA	5	2,636	47	33,408
328	IO BRITISH INDIAN OCEAN TERRITORY	398	399	5,230	5,282
329	ON OTH.OCEANIA	0	193,020	0	332,946
331	AS AMERICAN SAMOA	523,972	5,073,849	486,319	3,690,092
332	CK COOK ISLANDS	0	74,488	0	398,419
333	FJ FIJI	1	37,649	2	59,269
334	KI KIRIBATI	0	1,200,970	0	1,087,271
335	MH MARSHALL ISLANDS	0	1,100	0	17,634
336	WS SAMOA	0	6,052	0	75,214
337	SB SOLOMON ISLANDS	0	65	0	1,217
338	TO TONGA	0	99,992	0	200,052
339	TV TUVALU	0	7,997	0	9,596
340	CX CHRISTMAS ISLANDS	0	279	0	11,981
342	CC COCOS (KEELING) ISLANDS	0	122	0	3,846
343	TK TOKELAU	0	580	0	12,512
391	TL EAST TIMOR	0	70	0	795
411	US UNITED STATES	60,321,398	175,400,558	73,375,218	591,387,071
412	CA CANADA	10,866,391	23,262,440	5,457,405	31,136,615
421	MX MEXICO	330,927	4,020,283	477,481	5,670,077
422	GT GUATEMALA	0	3,642	0	15,307
423	HN HONDURAS	580	2,642	8,883	44,633
424	NI NICARAGUA	0	239	0	558
425	PA PANAMA	8	164,905	3,902	131,816
426	CU CUBA	0	1,438	0	7,740
427	CB CURACAO	16	5,165	2,344	35,819
428	SR SURINAME	176	30,275	7,613	51,125

**K3. IMPOR KAWASAN BERIKAT / BOUND ZONE IMPORT**  
**MENURUT NEGARA ASAL / BY COUNTRY OF ORIGIN**  
**\*\* NOVEMBER / NOVEMBER 2010 \*\***

Kode Code	Negara Asal Country of Origin	Berat Bersih / Net Weight (Kg)		Nilai CIF / CIF Value (US\$)	
		Bulan ini Current month	Kumulatif Cum. Jan to date	Bulan ini Current month	Kumulatif Cum. Jan to date
431	CL CHILE	6,990,954	49,814,826	5,686,475	36,671,585
432	VE VENEZUELA	1	1	14	14
433	AR ARGENTINA	3,546,472	7,174,045	5,835,403	19,296,110
434	BR BRAZIL	231,290,211	384,741,485	133,984,965	291,740,462
435	CO COLOMBIA	1,508	519,684	75,679	1,030,107
436	BO BOLIVIA	0	22,000	0	18,392
437	UY URUGUAY	73,991	890,567	50,626	684,394
438	PY PARAGUAY	46,942	2,040,828	58,208	2,156,270
441	EC ECUADOR	8,366	8,378	230,934	231,874
442	PE PERU	0	106,914	0	321,475
443	GY GUYANA	0	34,659	0	130,006
445	BS BAHAMAS	617	23,237	4,390	108,952
446	JM JAMAICA	5	298	30	1,881
447	PR PUERTO RICO	111	5,617	3,537	547,834
448	BZ BELIZE	0	14,600	0	38,878
449	DO DOMINICAN REPUBLIC	0	130	0	6,991
450	SV EL SALVADOR	13	509	7,400	25,235
451	CR COSTA RICA	8,905	138,967	150,923	1,081,989
454	AG ANTIGUA AND BARBUDA	0	479	0	3,422
457	BM BERMUDA	0	28	0	192
458	CV CAPE VERDE	0	2,624	0	22,659
460	DM DOMINICA	132	96,336	3,236	127,927
467	AN NETHERLANDS ANTILLES	0	5,166	0	32,778
469	LC SAINT LUCIA	0	2,202	0	53,502
511	GB UNITED KINGDOM	730,624	30,793,504	7,245,125	72,225,596
512	NL NETHERLANDS	949,928	13,650,913	6,014,520	72,912,759
513	FR FRANCE	1,739,583	19,062,716	6,565,819	85,358,004
514	DE GERMANY, FED. REP. OF	2,832,865	43,390,242	25,428,574	285,552,629
515	AT AUSTRIA	150,591	2,729,716	996,329	70,835,501
516	BE BELGIUM	722,450	15,933,496	2,355,037	32,601,184
517	CH SWITZERLAND	101,704	4,872,801	2,694,169	30,831,782
518	LU LUXEMBOURG	6,944	4,530,164	40,286	1,407,619
521	DK DENMARK	132,351	551,582	350,011	4,002,483
522	NO NORWAY	175,308	2,231,965	444,218	50,021,367
523	SE SWEDEN	333,898	9,666,152	1,425,116	17,667,473
524	FI FINLAND	216,481	6,070,663	1,339,942	13,978,696
525	IE IRELAND	20,861	274,253	83,433	5,853,662
526	IT ITALY	777,481	23,933,612	6,292,062	87,747,993
527	ES SPAIN	137,046	5,172,511	1,011,659	23,505,342
528	PT PORTUGAL	3,043	218,148	67,552	2,889,424
529	IS ICELAND	0	300	0	4,774
531	GR GREECE	224,834	2,511,762	156,982	7,318,739
532	VA VATICAN CITY STATE	0	59	0	1,844
533	AD ANDORRA	4,459	49,778	100,000	153,751
534	LI LIECHTENSTEIN	0	708	0	25,276
539	OE OTHER WEST EUROPE	134	134	2,028	2,028
540	CD DEMOCRATIC REP. OF THE CONGO	79,021	1,522,425	179,378	4,356,367
542	HU HUNGARY	46,002	331,709	829,884	5,792,819
543	PL POLAND	206,153	1,698,724	1,051,923	6,028,513
544	RO ROMANIA	2,087	1,272,538	9,270	2,329,135
545	BG BULGARIA	19,181	659,805	75,358	2,991,628
547	YU SERBIA	846	846	52,454	52,454
548	AL ALBANIA	0	8,225	0	245,000

**K3. IMPOR KAWASAN BERIKAT / BOUND ZONE IMPORT**  
**MENURUT NEGARA ASAL / BY COUNTRY OF ORIGIN**  
**\*\* NOVEMBER / NOVEMBER 2010 \*\***

Kode Code	Negara Asal Country of Origin	Berat Bersih / Net Weight (Kg)		Nilai CIF / CIF Value (US\$)	
		Bulan ini Current month	Kumulatif Cum. Jan to date	Bulan ini Current month	Kumulatif Cum. Jan to date
549 AM	ARMENIA	0	15,551	0	35,745
550 AZ	AZERBAIJAN	0	297,766	0	634,923
553 KG	KYRGYZSTAN	12,901	96,343	22,227	158,638
555 TJ	TAJIKISTAN	0	1,076	0	17,716
556 TM	TURKMENISTAN	0	1	0	1
557 UA	UKRAINE	1,211	46,025,428	8,762	30,030,647
558 UZ	UZBEKISTAN	0	202,039	0	354,105
560 LV	LATVIA	0	46,779	0	312,106
561 EE	ESTONIA	818	880	43,322	48,457
562 GE	GEORGIA	698	54,977	2,690	74,101
563 HR	CROATIA	159,521	472,193	2,317,335	2,611,000
564 BA	BOSNIA AND HERZEGOVINA	0	391	0	1,104
565 MT	MALTA	411	5,225	8,791	50,421
566 SK	SLOVAKIA	142,757	1,303,902	241,394	2,237,871
567 SI	SLOVENIA	166	147,451	3,710	381,664
568 CZ	CZECH REPUBLIC	42,743	753,786	778,103	6,996,142
569 GS	SOUTH GEORGIA AND THE SOUTH SA	0	38	0	203
570 MK	REP. OF MACEDONIA	0	21	0	131
572 RU	RUSSIA FEDERATION	1,438,653	8,618,408	336,321	12,957,691
	<b>TOTAL IMPOR</b>	<b>650,986,121</b>	<b>5,376,293,013</b>	<b>1,887,410,431</b>	<b>18,929,607,150</b>

**K4. IMPOR KAWASAN BERIKAT / BOUND ZONE IMPORT**  
**MENURUT PROPINSI DAN PELABUHAN IMPOR / BY PROVINCE AND PORT OF IMPORTATION**  
**\*\* NOVEMBER / NOVEMBER 2010 \*\***

Kode Code	Propinsi / Pelabuhan Impor Province / Port of Impotation	Berat Bersih / Net Weight (Kg)		Nilai CIF / CIF Value (US\$)	
		Bulan ini Current month	Kumulatif Cum. Jan to date	Bulan ini Current month	Kumulatif Cum. Jan to date
111	IDTPK NANGROE ACEH DARUSSALAM TAPAKTUAN	0 0	17,380 17,380	0 0	182,688 182,688
144	IDBLW SUMATERA UTARA BELAWAN	7,328,972 7,326,090	110,896,957 107,112,609	17,073,780 16,948,080	194,977,522 192,011,915
145	IDTJB TANJUNG BALAI ASAHAN	0	3,752,477	0	1,665,709
166	IDMES MEDAN / POLONIA (U)	2,882	31,871	125,700	1,299,898
225	IDDUM RIAU DUMAI	25,890,530 477,020	407,158,537 85,701,990	15,786,284 1,288,659	208,527,872 57,812,548
277	IDBUN BUATAN	25,413,510	321,456,547	14,497,625	150,715,324
248	IDTBK KEPULAUAN RIAU TANJUNG BALAI KARIMUN	5,729,067 845,655	1,053,242,377 34,175,847	74,972,433 5,625,118	3,786,833,562 82,116,565
250	IDTAN TANJUNG UBAN	4,883,412	22,279,364	69,347,315	295,515,255
251	IDTPN TANJUNG PINANG	0	14,348,619	0	5,896,931
257	IDBPD BELAKANG PADANG	0	9	0	22,238
258	IDBTU BATU AMPAR	0	385,041,427	0	1,694,846,225
262	IDTNJ KIJANG (U)	0	793	0	2,529
265	IDSKP SEKUPANG	0	84,484,010	0	980,054,792
267	IDKAB KABIL/PANAU	0	512,249,929	0	485,736,461
271	IDBTH HANG NADIM (U)	0	662,379	0	242,642,566
395	IDPJG LAMPUNG PANJANG	1,189,507 1,189,507	156,969,014 156,969,014	3,483,481 3,483,481	94,361,240 94,361,240
431	IDTPP DKI JAKARTA TANJUNG PRIOK	231,459,462 216,592,981	2,460,336,423 2,224,143,083	1,447,484,550 1,100,810,812	12,709,020,627 9,721,283,250
432	IDKLB KALIBARU	10,964,100	199,803,977	3,874,229	43,829,813
433	IDJKT JAKARTA / PASAR IKAN	0	10,001	0	201,687
434	IDCGK SOEKARNO-HATTA (U)	3,890,228	36,327,106	341,798,068	2,938,154,092
435	IDPSB JKT./ POS PASAR BARU	0	123	0	3,721
436	IDHLP HALIM PERDANA KUSUMA (U)	12,153	52,133	1,001,441	5,548,064
461	IDMRK BANTEN MERAK	305,370,825 88,006,473	366,591,991 107,589,489	179,192,735 62,455,753	228,259,496 80,085,747
473	IDCGD CIGADING	217,364,352	259,002,502	116,736,982	148,173,749
463	IDCBN JAWA BARAT CIREBON/PENGGUNG (U)	0 0	5,023 37	0 0	270,435 921
466	IDBDO HUSEIN SASTRANEGARA	0	1,533	0	95,804
468	IDBND GEDE BAGE-BANDUNG (PTT)	0	3,442	0	168,841
470	IDCRB CIREBON (PTT)	0	11	0	4,869
494	IDTES JAWA TENGAH TANJUNG EMAS	14,938,413 14,923,003	222,720,516 222,592,496	61,033,456 60,787,455	788,926,763 787,130,411
496	IDSRG ACHMAD YANI (U)	14,314	104,324	196,757	1,265,336
497	IDS MR SEMARANG (PTT)	0	6,042	0	29,122
498	IDSOC JEBRES/ADI SUMARMO	1,096	17,654	49,244	501,894
531	IDJOG DI YOGYAKARTA ADI SUCIPTO (U)	18 18	2,228 2,221	1,563 1,563	62,751 62,687
532	IDJOK YOGYAKARTA (PTT)	0	7	0	64
563	IDTPE JAWA TIMUR TANJUNG PERAK	58,953,804 58,446,671	591,159,750 584,996,125	86,853,726 75,030,673	893,140,106 768,704,272

**K4. IMPOR KAWASAN BERIKAT / BOUND ZONE IMPORT**  
**MENURUT PROPINSI DAN PELABUHAN IMPOR / BY PROVINCE AND PORT OF IMPORTATION**  
**\*\* NOVEMBER / NOVEMBER 2010 \*\***

Kode Code	Propinsi / Pelabuhan Impor Province / Port of Importation	Berat Bersih / Net Weight (Kg)		Nilai CIF / CIF Value (US\$)	
		Bulan ini Current month	Kumulatif Cum. Jan to date	Bulan ini Current month	Kumulatif Cum. Jan to date
565	IDPRO PROBOLINGGO	0	395	0	14,652
567	IDBJU BANYUWANGI	0	2,114,976	0	1,898,775
587	IDSUB JUANDA (U)-SURABAYA	219,334	1,524,595	10,879,848	113,106,553
588	IDSUR SURABAYA (PTT)	287,799	2,523,659	943,205	9,415,854
	BALI	2,259	241,182	1,262,851	20,660,884
613	IDBOA BENOA/LOLOAN	0	16,000	0	48,486
620	IDDPS NGURAH RAI (U)	2,259	225,182	1,262,851	20,612,398
	KALIMANTAN BARAT	0	6,523	0	9,929
714	IDPON PONTIANAK	0	6,523	0	9,929
	KALIMANTAN TIMUR	24,282	24,303	128,266	130,133
803	IDBPP BALIKPAPAN	23,717	23,717	87,813	87,813
814	IDBPN SEPINGGAN (U)	565	586	40,453	42,320
	SULAWESI UTARA	0	452,586	0	880,901
835	IDBIT BITUNG	0	444,392	0	853,533
843	IDMDC SAM RATULANGI (U)	0	8,194	0	27,368
	SULAWESI SELATAN	98,982	6,468,223	137,306	3,362,241
893	IDUJU UJUNG Pandang	98,982	6,468,223	137,306	3,362,241
	<b>TOTAL IMPOR</b>	<b>650,986,121</b>	<b>5,376,293,013</b>	<b>1,887,410,431</b>	<b>18,929,607,150</b>

# DATA

## MENCERDASKAN BANGSA



**BADAN PUSAT STATISTIK**

Jl. dr. Sutomo No. 6-8 Jakarta 10710  
Telp. : (021) 3841195, 3842508, 3810291-4, Fax. : (021) 3857046  
Homepage : <http://www.bps.go.id> E-mail : [bpsdq@bps.go.id](mailto:bpsdq@bps.go.id)

