



Katalog BPS: 8202006

**BULETIN**  
**STATISTIK PERDAGANGAN LUAR NEGERI**  
*FOREIGN TRADE STATISTICAL BULLETIN*

# **IMPOR / IMPORTS**

**Juni**  
*June*

# **2012**



**BADAN PUSAT STATISTIK**



**BULETIN**

**STATISTIK PERDAGANGAN LUAR NEGERI**  
***FOREIGN TRADE STATISTICAL BULLETIN***

**IMPOR / IMPORTS**

**Juni**  
***June***

**2012**



**Buletin**  
**STATISTIK PERDAGANGAN LUAR NEGERI**  
**FOREIGN TRADE STATISTICAL BULLETIN**  
**IMPOR/IMPORTS**

**Juni/June 2012**

**No. Publikasi / Publication Number : 06120.1216**

**No. ISSN / ISSN : 0126-3668**

**Katalog BPS / BPS Catalogue : 8202006**

**Ukuran Buku / Book Size : 21 Cm x 28 Cm**

**Jumlah Halaman / Number of pages : 178+xix halaman/pages**

**Naskah / Manuscript :**

**Subdirektorat Statistik Impor**

*Subdirectorate of Import Statistics*

**Gambar Kulit / Cover Design :**

**Subdirektorat Publikasi dan Kompilasi Statistik**

*Subdirectorate of Statistical Publication and Compilation*

**Diterbitkan oleh / Published by :**

**Badan Pusat Statistik, Jakarta-Indonesia**

*BPS - Statistics Indonesia*

**Dicetak oleh / Printed by :**

**Boleh dikutip dengan menyebut sumbernya**

*May be cited with reference to the source*

## KATA PENGANTAR

Publikasi Statistik Impor Juni 2012 merupakan kelanjutan dari publikasi sebelumnya yang diterbitkan secara bulanan oleh Badan Pusat Statistik Republik Indonesia (BPS-RI). Data yang disajikan dalam publikasi ini, mencakup :

- A. Impor menurut Golongan Barang HS, Golongan Barang SITC, Komoditi (HS), Negara Asal, Pelabuhan Impor, Negara Asal dan Lima Golongan Barang Utama SITC 3 digit, Komoditi tertentu dan Negara Asal Utama
- B. Impor Kawasan Berikat menurut Golongan Barang HS 2 digit, Golongan Barang SITC, Negara Asal, Provinsi dan Pelabuhan Impor

Ucapan terima kasih dan penghargaan yang setinggi-tingginya disampaikan kepada Direktorat Jenderal Bea dan Cukai, Kementerian Keuangan dan Bank Indonesia yang telah secara teratur dan berkesinambungan mengirimkan dokumen PIB, serta PT. Pertamina yang telah memberikan data impor minyak dan gas secara rutin. Selanjutnya, kepada semua pihak yang juga telah membantu BPS-RI sehingga memungkinkan diterbitkannya publikasi ini diucapkan terima kasih.

Akhirnya, kami mengharapkan semoga publikasi ini bermanfaat bagi pengguna data.

Jakarta, September 2012  
Badan Pusat Statistik  
Kepala



**Dr. SURYAMIN, M.Sc**  
**NIP. 340006565**

## FOREWORD

The monthly publication of import statistics, is a sequential issue from the preceding publication which developed by The BPS-Statistics of the Republic of Indonesia. This Publication covered:

- A. Import by HS Commodity Groups, SITC Commodity Groups, Commodity (HS), Country of Origin, Port of Importation, Country of Origin and Five Major SITC Commodity Group, Certain Commodities import by Main Country of Origin
- B. Bonded Zone import by Commodity 2 Digits HS, by SITC Commodity Group, Country of Origin, by Province and port of Importation

Deeply gratitude and the highest appreciation are due to the Directorate General of Custom, Ministry of Finance and Bank of Indonesia of their contribution of regularly in sending documents, and also to PT. Pertamina for the best cooperation in supporting data of oil and gas so that BPS published this edition successfully.

Finally, it is hoped that this publication would be useful for users.

Jakarta, September 2012  
BPS-Statistics Indonesia  
Distribution and Service Statistics



**Dr. SURYAMIN, M.Sc**  
**Director General**

## PENJELASAN

### 1. DAERAH PENCATATAN

Daerah pencatatan statistik dalam publikasi ini meliputi seluruh wilayah Republik Indonesia.

### 2. SUMBER DOKUMEN

Statistik dikumpulkan berdasarkan dokumen impor (Pemberitahuan Impor Barang (PIB - BC 2.0) dan Pemberitahuan Pengangkutan Barang Impor (PPBI – BC 2.3) yang diisi oleh importir. Dokumen PIB - BC 2.0 dan PPBI - BC 2.3 diterima dari Bea dan Cukai dan berlaku sejak April 1997 berdasarkan Surat Keputusan Menteri Keuangan nomor 101/KMK.05/1997 tanggal 10 Maret 1997.

### 3. SISTEM PERDAGANGAN

Sistem pencatatan Statistik Perdagangan Luar Negeri mempergunakan Sistem Perdagangan Umum (*the General Trade System*) atau dengan Sistem Perdagangan Khusus (*the Special Trade System*). Dalam Sistem Perdagangan Umum, Kawasan Berikat dianggap sebagai "dalam negeri", sedangkan dalam Sistem Perdagangan Khusus, dianggap sebagai "luar negeri". Sejak Januari 2008, sistem pencatatan Statistik Impor menggunakan Sistem Perdagangan Umum.

### 4. RUANG LINGKUP

Pencatatan Statistik Impor meliputi seluruh barang-barang yang masuk ke wilayah Indonesia.

### 5. KASUS KHUSUS

Sebagian impor kapal laut dan pesawat beserta suku cadangnya termasuk dalam Statistik Impor.

Barang-barang luar negeri yang diolah atau diperbaiki didalam negeri tetap dicatat sebagai barang impor, meskipun setelah barang tersebut selesai diproses akan kembali ke luar negeri (*re-ekspor*).

Barang-barang di bawah ini tidak termasuk di dalam Statistik Impor:

- a. Pakaian dan barang-barang perhiasan penumpang.
- b. Barang-barang penumpang untuk dipakai sendiri, kecuali lemari es, pesawat TV dan sebagainya.
- c. Barang-barang yang diimpor untuk keperluan perwakilan (kedutaan) suatu negara.
- d. Barang-barang untuk ekspedisi dan ekshibisi/pameran.
- e. Sebagian barang-barang yang langsung diimpor oleh angkatan bersenjata.
- f. Pembungkus/peti kemas.
- g. Uang dan surat-surat berharga.
- h. Barang-barang sebagai contoh.

## **6. SISTEM PENGOLAHAN**

Data dalam publikasi ini mencakup dokumen PIB selama Juni 2012 yang diterima oleh Badan Pusat Statistik sampai akhir Juli 2012. Sistem pengolahan menggunakan *Carry Over*. Dengan metode ini dokumen-dokumen dari Bea dan Cukai ditunggu selama satu bulan setelah bulan berjalan. Dokumen-dokumen yang datang terlambat akan dimasukkan dalam bulan pengolahan berikutnya.

## **7. KLASIFIKASI JENIS BARANG**

Penggolongan barang yang digunakan di dalam statistik impor adalah klasifikasi Barang Impor yang berdasarkan pada Buku Tarif Bea Masuk Indonesia 2007 (BTBMI 2007) yang mengacu pada amandemen keempat dari World Customs Organization (WCO) sebagai lembaga Internasional yang menyusun klasifikasi Harmonized System (HS). Disamping menggunakan HS sebagai klasifikasi jenis barang, juga digunakan Standard International Trade Classification (SITC) Revisi 4.

## **8. PERIODE REFERENSI**

Periode penentuan impor adalah tanggal penyelesaian dokumen oleh pejabat-pejabat Bea dan Cukai yang terdapat dalam dokumen impor.

## **9. NILAI BARANG**

Nilai barang dinyatakan dalam nilai CIF (US\$) dan nilai Kurs Juni 2012 yang digunakan adalah US\$ 1 = Rp.9.259,-

## **10. SATUAN BARANG**

Berat barang impor adalah berat bersih dan dinyatakan dalam Kg.

## **11. NEGARA ASAL**

Negara asal adalah negara dimana barang-barang tersebut dihasilkan yang dokumennya setelah diperiksa oleh pejabat Bea dan Cukai dan dinyatakan sesuai dengan peraturan yang berlaku.



# EXPLANATORY NOTES

## 1. AREA RECORDINGS

The statistical recording area in this publication covers the entire territory of the Republic of Indonesia.

## 2. SOURCE OF DOCUMENTS

Statistics are compiled based on Import Declaration Form (Pemberitahuan Impor Barang (PIB-BC 2.0) or Pemberitahuan Pengangkutan Barang Impor (PPBI-BC 2.3)) of Import documents that are filled by importers. The PIB documents received from Customs and Excise, prevailing on April 1, 1997, based on Minister of Finance Decree No. 101/KMK.05/1997, March 10, 1997.

## 3. TRADE SYSTEM

The systems of recording Foreign Trade Statistics apply the General Trade System or the Special Trade System. In the General Trade System, the Bonded Zone is regarded as "*Domestic*", while in the Special Trade System; the Bonded Zone is regarded as "*Abroad*". Since January 2008, the systems of recording import Statistics have applied the General Trade System.

## 4. COVERAGE

The recording Import Statistics covers all goods entering the Indonesian territory.

## 5. PARTICULAR CASES

- 5.1 Part of importation of sea vessels and airplanes and their spare parts are included in the Import Statistics.
- 5.2 Overseas goods which are processed or modified in Indonesian Country are recorded as importation, although after the goods finish process will return to abroad (re-exports).
- 5.3 The goods here under are not included in the Import Statistics:
  - a. Clothes and jewelry of passengers.
  - b. Luggage of passengers of own use, except refrigerators, television sets, etc.
  - c. Goods imported for the use of foreign countries representations (embassies).
  - d. Goods for expeditions and exhibition shows.
  - e. A part of the goods directly imported by armed forces.
  - f. Packing's containers to be refilled.
  - g. Bank notes and securities.
  - h. Sample goods.

## **6. PROCESSING SYSTEM**

The data in this publication covers documents of June 2012 were received by the BPS to the end of July, 2012. The documents are processed using a carry over system. The deadline for the acceptance of documents of a certain month is one month after the reference period, which means the end of the following month. The documents accepted after the deadline is considered as the document of the following month.

## **7. COMMODITY CLASSIFICATION**

The classification of goods in this publication applies the 2007 Indonesia's Tariff Classification, based on fourth amendment from World Customs Organization (WCO) as an International Organization who arranged the Classification of Harmonized System (HS). Besides applying the HS, the Standard International Trade Classification (SITC) Revised 4 is also applied in the classification of goods.

## **8. REFERENCE PERIOD**

The period of import determination is the date of settlement/completion by the Customs and Excise Officials as stated in the Import documents.

## **9. COMMODITY VALUATION**

The values recorded, are the CIF value (US\$). The exchange rate use for June, 2012, US\$1 = Rp.9.259,-

## **10. UNIT OF COMMODITY**

The net weight imported of goods are present to Kg.

## **11. COUNTRY OF ORIGIN**

Country of origin is the country in which the goods have been produced, after being verified by Customs and Excise Officials, pursuant to the prevailing regulations

## DAFTAR ISI/CONTENTS

	Halaman/Page
KATA PENGANTAR/FOREWORD .....	iii-iv
PENJELASAN/EXPLANATORY NOTES .....	v-viii
DAFTAR ISI/CONTENTS .....	ix
RINGKASAN/SUMMARY .....	xi-xix
Tabel/Table I-1. Import Menurut Golongan Barang HS/ <i>Import by HS Commodity Groups</i>	
Menurut 21 Golongan Barang HS/ <i>By 21 HS Commodity Groups</i> .....	1
Menurut Golongan Barang 2 Dijiit HS/ <i>By Commodity Groups 2 Digit Code HS</i> .....	2
Menurut 40 Golongan Barang HS Terbesar/ <i>By 40 Biggest Commodities 10 Digit HS Code</i> .....	3
Tabel/Table I-2. Impor Menurut Golongan Barang SITC/ <i>Import by SITC Commodity Groups</i> .....	4-8
Tabel/Table I-3. Impor Menurut Komoditi (HS)/ <i>Import by Commodity (HS)</i> .....	9-129
Tabel/Table I-4. Impor Menurut Negara Asal/ <i>Import by Country of Origin</i> .....	130-132
Tabel/Table I-5. Impor Menurut Pelabuhan Impor/ <i>Import by Port of Importation</i> .....	133-135
Tabel/Table I-6 Impor Menurut Negara Asal dan Lima Golongan Barang (SITC) Utama/ <i>Import by Country of Origin and Five Major SITC Commodity Group</i> .....	136-163
Tabel/Table I-7 Impor Komoditi Tertentu Menurut Negara Asal Utama/ <i>Certain Commodities Import by Main Country of Origin</i> .....	164-167
Tabel/Table K1 Import Kawasan Berikat Menurut Golongan Barang 2 Dijiit HS/ <i>Bonded Zone Import by Commodity 2 Digits HS</i> .....	168-169
Tabel/Table K2 Impor Kawasan Berikat Menurut Golongan Barang SITC/ <i>Bonded Zone Import by SITC Commodity Group</i> .....	170-174
Tabel/Table K3 Impor Kawasan Berikat Menurut Negara Asal/ <i>Bonded Zone Import by Country of Origin</i> .....	175-177
Tabel/Table K4 Impor Kawasan Berikat Menurut Provinsi dan Pelabuhan Impor/ <i>Bonded Zone Import by Province and Port of Importation</i> .....	178



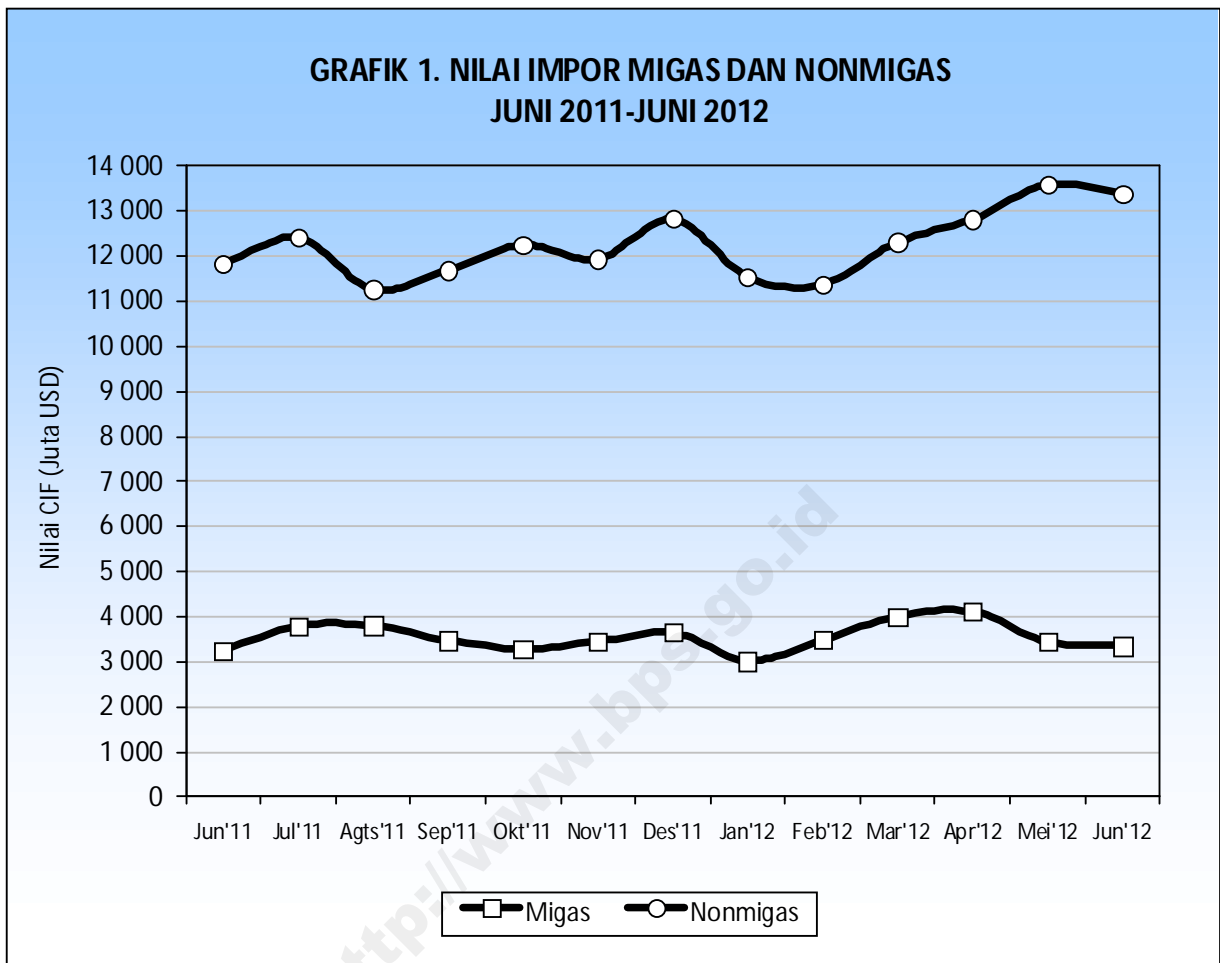
## RINGKASAN

Pada Juni 2012 nilai impor mencapai USD16.727,5 juta yang terdiri dari impor melalui Kawasan Berikat sebesar USD2.132,0 juta (12,75 persen) dan di Luar Kawasan Berikat sebesar USD14.595,5 juta (87,25 persen). Nilai impor migas Indonesia mencapai USD3.354,0 juta atau 20,05 persen dari total impor Indonesia. Sedangkan nilai impor nonmigas Indonesia mencapai USD13.373,5 juta dan memberikan peranan sebesar 79,95 persen terhadap total impor Indonesia.

**TABEL 1. IMPOR MIGAS DAN NONMIGAS  
JUNI 2011 – JUNI 2012**

Tahun/Bulan	Migas		Nonmigas		Total		
	Indonesia	Kawasan Berikat	Indonesia	Kawasan Berikat	Indonesia	Kawasan Berikat	
<b>Nilai CIF (Juta USD)</b>							
<b>2011</b>	Juni	3 244,6	6,9	11 827,4	1 799,3	15 072,0	1 806,2
	Juli	3 799,5	3,4	12 407,8	2 038,3	16 207,3	2 041,7
	Agustus	3 808,5	15,2	11 266,9	1 758,9	15 075,4	1 774,1
	September	3 477,2	50,0	11 691,9	1 558,3	15 169,1	1 608,3
	Oktober	3 279,1	8,0	12 254,3	2 119,6	15 533,4	2 127,6
	November	3 450,1	13,1	11 943,8	1 958,0	15 393,9	1 971,1
	Desember	3 647,3	48,3	12 828,3	1 760,0	16 475,6	1 808,3
<b>2012</b>	Januari	3 019,3	12,8	11 535,3	1 954,0	14 554,6	1 966,8
	Februari	3 492,7	9,6	11 374,1	1 504,9	14 866,8	1 514,5
	Maret	4 008,9	9,6	12 316,8	1 897,5	16 325,7	1 907,1
	April	4 120,4	1,3	12 817,5	1 921,4	16 937,9	1 922,7
	Mei	3 442,0	12,5	13 594,7	2 016,8	17 036,7	2 029,3
	Juni	3 354,0	3,4	13 373,5	2 128,6	16 727,5	2 132,0
<b>Peranan Terhadap Total Impor (%)</b>							
<b>2011</b>	Juni	21,53	0,38	78,47	99,62	100,00	100,00
	Juli	23,44	0,17	76,56	99,83	100,00	100,00
	Agustus	25,26	0,86	74,74	99,14	100,00	100,00
	September	22,92	3,11	77,08	96,89	100,00	100,00
	Oktober	21,11	0,38	78,89	99,62	100,00	100,00
	November	22,41	0,66	77,59	99,34	100,00	100,00
	Desember	22,14	2,67	77,86	97,33	100,00	100,00
<b>2012</b>	Januari	20,74	0,65	79,26	99,35	100,00	100,00
	Februari	23,49	0,63	76,51	99,37	100,00	100,00
	Maret	24,56	0,50	75,44	99,50	100,00	100,00
	April	24,33	0,07	75,67	99,93	100,00	100,00
	Mei	20,20	0,62	79,80	99,38	100,00	100,00
	Juni	20,05	0,16	79,95	99,84	100,00	100,00

Dari total nilai impor migas Indonesia, impor melalui Kawasan Berikat hanya sebesar USD3,4 juta atau 0,10 persen, sedangkan sisanya sebanyak USD3.350,6 juta (99,90 persen) di Luar Kawasan Berikat. Sementara itu, nilai impor nonmigas di Luar Kawasan Berikat mencapai USD11.244,9 juta atau 84,08 persen dan yang melalui Kawasan Berikat sebesar USD2.128,6 juta (15,92 persen).



Dilihat dari peranannya, selama tiga belas bulan terakhir impor migas memberikan kontribusi rata-rata 22,48 persen per bulan dan impor nonmigas sebesar 77,52 persen per bulan. Sementara itu, pada Juni 2012 peranan impor migas mencapai 20,05 persen yang berarti angka tersebut berada di bawah rata-rata. Sebaliknya peranan impor nonmigas berada di atas rata-rata yaitu 79,95 persen.

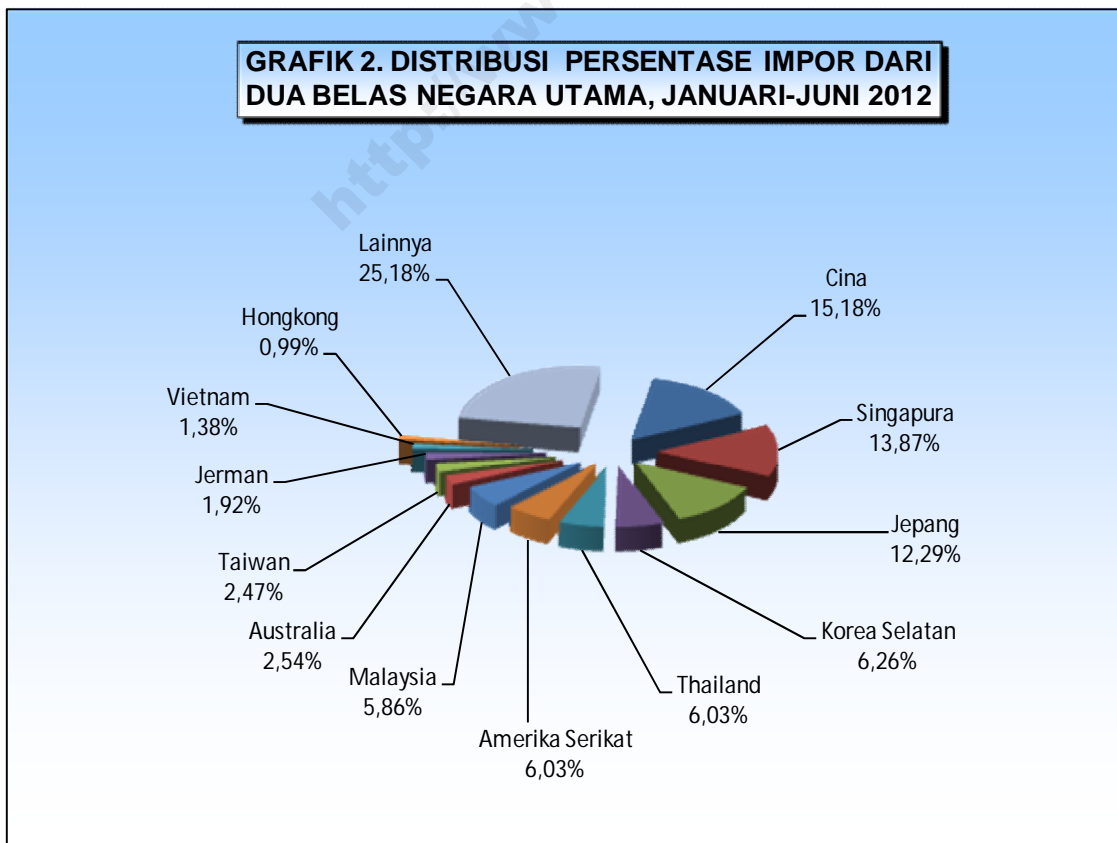
Dengan diterapkannya Sistem Perdagangan Umum (*General Trade System*) dalam pencatatan statistik impor, secara keseluruhan nilai impor barang yang tercatat mengalami kenaikan yang nyata (signifikan).

**TABEL 2. PERKEMBANGAN IMPOR MIGAS DAN NONMIGAS  
JANUARI-JUNI, 2008-2012**

Bulan/ Tahun	Nilai (Juta USD)			Peranan (%)		
	Migas	Non-Migas	Total	Migas	Non-Migas	Total
<b>Jan-Jun:</b>						
2008	16 847,4	48 301,6	65 149,0	25,86	74,14	100,00
2009	7 410,2	33 967,1	41 377,3	17,91	82,09	100,00
2010	13 123,4	49 814,0	62 937,4	20,85	79,15	100,00
2011	19 239,9	64 341,1	83 581,0	23,02	76,98	100,00
2012	21 437,3	75 011,9	96 449,2	22,23	77,77	100,00

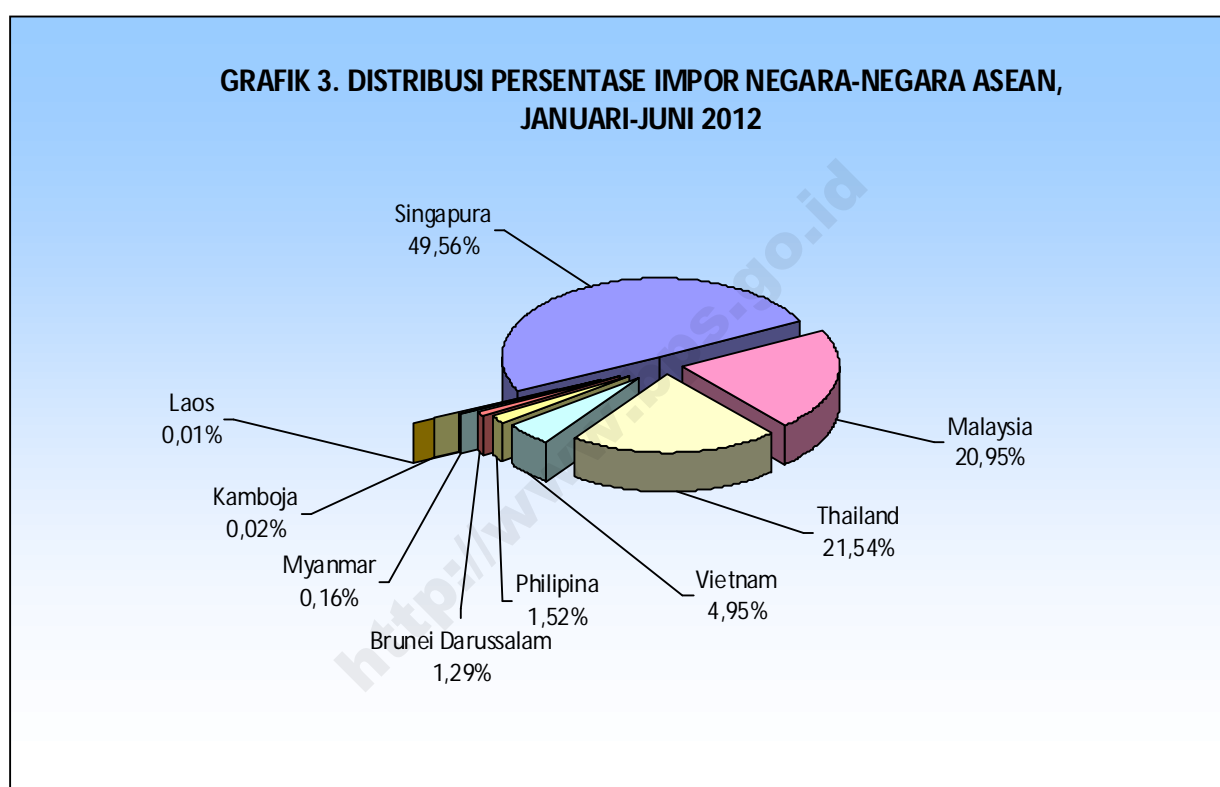
Keterangan : SPK = Sistem Perdagangan Khusus  
SPU = Sistem Perdagangan Umum

Impor migas Januari-Juni 2012 sebesar USD21.437,3 juta atau meningkat 11,42 persen jika dibandingkan impor migas periode yang sama tahun sebelumnya. Demikian halnya dengan impor nonmigas Januari-Juni 2012 yaitu sebesar USD75.011,9 juta atau meningkat sebesar 16,58 persen dibanding impor nonmigas Januari-Juni 2011 yang sebesar USD64.341,1 juta. Dilihat dari nilainya, selama Januari-Juni periode 2008-2012 di dominasi oleh impor nonmigas dengan rata-rata peranan sebesar 78,03 persen per tahun. Dengan demikian dapat disimpulkan bahwa perekonomian Indonesia selama ini masih bertumpu pada impor sektor nonmigas.



Dari keseluruhan nilai impor pada Januari-Juni 2012, 74,82 persen berasal dari dua belas negara utama. Cina menempati posisi pertama, yaitu 15,18 persen dari total impor Indonesia, diikuti oleh Singapura (13,87 persen), Jepang (12,29 persen), Korea Selatan (6,26 persen), Thailand (6,03 persen), Amerika Serikat (6,03 persen), Malaysia (5,86 persen), Australia (2,49 persen), Taiwan (2,47 persen), Jerman (1,92 persen), Vietnam (1,38 persen), dan Hongkong (0,99 persen).

Impor terbesar pada Januari-Juni 2012 berasal dari kelompok sembilan negara APEC Lainnya yakni mencapai 40,27 persen atau sebesar USD38.841,5 juta. Kelompok negara ASEAN berada di urutan berikutnya dengan peranan sebesar 27,98 persen (USD26.985,3 juta), kemudian diikuti kelompok negara Uni Eropa 6,96 persen (USD6.713,7 juta), kelompok negara NAFTA sebesar 7,25 persen (USD6.992,6 juta), sedangkan kelompok negara lainnya menyumbang 17,54 persen (USD16.916,1 juta).



Jika dilihat impor Indonesia dari kelompok ASEAN, selama Januari-Juni 2012 peranan impor yang paling tinggi adalah dari *Singapura* dengan peranan sebesar 49,56 persen dari total impor ASEAN. *Malaysia* menempati urutan kedua sebesar 20,95 persen, diikuti oleh *Thailand* (21,54 persen), *Vietnam* (4,95 persen), *Philipina* (1,52 persen), *Brunei Darussalam* (1,29 persen), sementara peranan impor dari *Myanmar*, *Kamboja* dan *Laos* masih di bawah satu persen.

Dari kelompok negara Uni Eropa, selama Januari-Juni 2012 peranan impor yang paling tinggi adalah dari *Jerman* dengan peranan sebesar 27,56 persen dari total impor Uni Eropa. *Perancis* menempati urutan kedua dengan peranan 12,59 persen, diikuti oleh *Swedia* (11,01 persen), *Inggris* (10,45 persen), dan *Italia* (10,07 persen).



**TABEL 3. NILAI DAN PERANAN IMPOR  
DARI KELOMPOK NEGARA ASEAN, NAFTA, DAN UNI EROPA  
JANUARI-JUNI 2011 DAN 2012**

KELOMPOK NEGARA	Januari-Juni 2011		Januari-Juni 2012		Perubahan Jan-Jun 2012 thd Jan-Jun 2011 (%)
	Nilai (Juta USD)	Peranan (%)	Nilai (Juta USD)	Peranan (%)	
<b>APEC</b>					
<b>ASEAN</b>	<b>24 767,7</b>	<b>29,64</b>	<b>26 985,3</b>	<b>27,98</b>	<b>8,95</b>
Thailand	5 231,0	6,26	5 813,6	6,03	11,14
Singapura	12 707,2	15,20	13 373,0	13,87	5,24
Philippina	417,5	0,50	410,9	0,43	-1,58
Malaysia	4 784,9	5,72	5 653,4	5,86	18,15
Myanmar	46,3	0,06	43,9	0,05	-5,18
Kamboja	2,1	0,00	4,0	0,00	90,48
Brunei Darussalam	476,3	0,57	348,0	0,36	-26,94
Laos	1,2	0,00	2,7	0,00	125,00
Vietnam	1 101,2	1,32	1 335,8	1,38	21,30
<b>NAFTA</b>	<b>6 201,8</b>	<b>7,42</b>	<b>6 992,6</b>	<b>7,25</b>	<b>12,75</b>
Amerika Serikat	5 077,9	6,08	5 813,3	6,03	14,48
Kanada	947,1	1,13	939,3	0,97	-0,82
Meksiko	176,7	0,21	240,0	0,25	35,82
<b>NEGARA APEC LAINNYA</b>	<b>33 325,1</b>	<b>39,87</b>	<b>38 841,5</b>	<b>40,27</b>	<b>16,55</b>
Jepang	8 677,1	10,38	11 857,4	12,29	36,65
Hongkong	1 225,4	1,47	957,2	0,99	-21,89
Korea Selatan	5 925,6	7,09	6 042,6	6,26	1,97
Taiwan	2 193,6	2,65	2 378,8	2,47	8,44
Cina	12 414,4	14,85	14 639,0	15,18	17,92
Papua Nugini	17,8	0,02	16,7	0,02	-6,18
Australia	2 369,4	2,83	2 452,8	2,54	3,52
Selandia Baru	360,4	0,43	356,9	0,37	-0,97
Chili	141,4	0,17	140,1	0,15	-0,92
<b>UNI EROPA</b>	<b>5 786,3</b>	<b>6,92</b>	<b>6 713,7</b>	<b>6,96</b>	<b>16,03</b>
Jerman	1 714,7	2,05	1 850,2	1,92	7,90
Perancis	815,3	0,98	845,4	0,88	3,69
Swedia	401,7	0,44	739,3	0,77	84,04
Inggris	560,3	0,48	701,8	0,73	25,25
Italia	578,4	0,69	675,9	0,70	16,86
Belanda	367,4	0,32	465,0	0,48	26,57
Belgia	265,2	0,23	324,5	0,34	22,36
Spanyol	194,3	0,29	210,2	0,22	8,18
Finlandia	240,8	0,20	122,3	0,13	-49,21
Austria	165,1	0,13	166,4	0,17	0,79
Denmark	105,5	0,15	75,6	0,08	-28,34
Hungaria	126,2	0,05	90,7	0,09	-28,13
Republik Cheska	40,2	0,04	39,8	0,04	-1,00
Yunani	31,2	0,05	86,5	0,09	177,24
Irlandia	43,3	0,16	54,1	0,06	24,94
Uni Eropa Lainnya	136,4	0,16	266,0	0,26	95,01
<b>LAINNYA</b>	<b>13 500,0</b>	<b>16,15</b>	<b>16 916,1</b>	<b>17,54</b>	<b>25,30</b>
<b>TOTAL IMPOR</b>	<b>83 580,9</b>	<b>100,00</b>	<b>96 449,2</b>	<b>100,00</b>	<b>15,40</b>

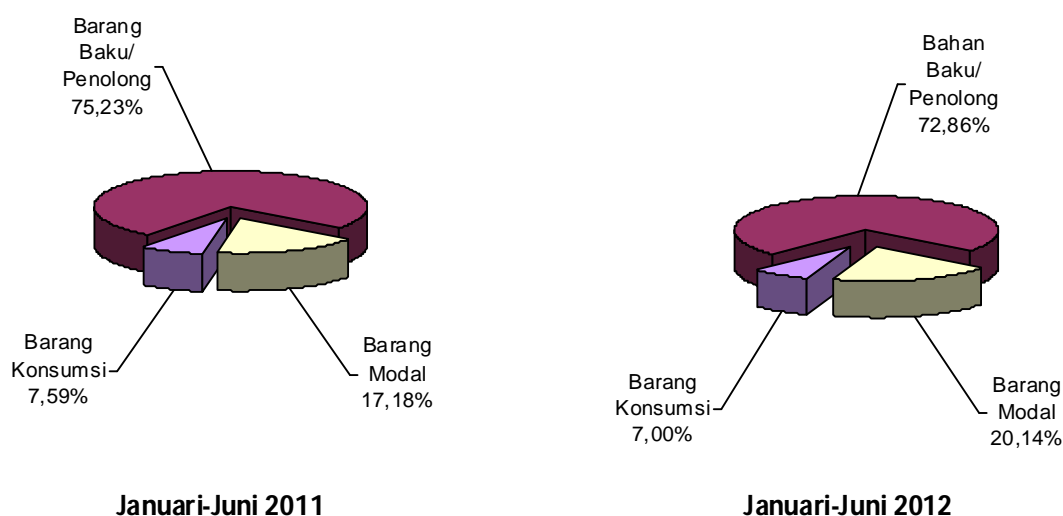
**TABEL 4. IMPOR MENURUT GOLONGAN PENGGUNAAN BARANG  
JANUARI-JUNI 2008-2012**

Bulan/ Tahun	Nilai (Juta USD)				Peranan (%)			
	Barang Konsumsi	Bahan Baku/ Penolong	Barang Modal	Total	Barang Konsumsi	Bahan Baku/ Penolong	Barang Modal	Total
<b>Jan-Jun :</b>								
2008	4 333,5	51 541,6	9 273,9	65 149,0	6,65	79,11	14,24	100,00
2009	2 886,9	29 649,2	8 841,2	41 377,3	6,98	71,65	21,37	100,00
2010	4 696,8	46 228,3	12 012,3	62 937,4	7,46	73,45	19,09	100,00
2011	6 343,0	62 873,8	14 364,1	83 580,9	7,59	75,23	17,18	100,00
2012	6 749,8	70 277,2	19 422,2	96 449,2	7,00	72,86	20,14	100,00

Keterangan : SPK = Sistem Perdagangan Khusus  
SPU = Sistem Perdagangan Umum

Rata-rata nilai impor Januari-Juni periode 2008-2012 adalah sebesar USD69.898,8 juta dengan rata-rata nilai impor barang konsumsi dan peranannya USD5.002,0 juta (7,14 persen), impor *bahan baku/penolong* sebesar USD52.114,0 juta (74,46 persen), dan impor *barang modal* sebesar USD12.782,7 juta (18,40 persen). Jika dibandingkan Januari-Juni 2011, maka nilai impor semua golongan barang selama periode yang sama pada 2012 mengalami peningkatan yang cukup tinggi. Peningkatan tertinggi dicapai oleh golongan *barang modal*, yaitu sebesar 35,21 persen. Sementara itu, impor kelompok *bahan baku/penolong* dan *barang konsumsi* meningkat masing-masing sebesar 11,78 persen dan 6,41 persen.

**GRAFIK 4. PERSENTASE NILAI IMPOR INDONESIA  
MENURUT GOLONGAN PENGGUNAAN BARANG  
JANUARI-JUNI 2011 DAN 2012**



Dilihat dari peranannya selama Januari-Juni periode 2008-2012, rata-rata peranan tertinggi diberikan oleh impor *bahan baku/penolong* yaitu 74,46 persen, diikuti oleh rata-rata impor *barang modal* sebesar 18,40 persen dan rata-rata impor *barang konsumsi* sebesar 7,14 persen. Sementara itu, peran *barang konsumsi* yang tertinggi dicapai di tahun 2011 yaitu sebesar 7,59 persen. Golongan *bahan baku/penolong* memberikan peranan tertinggi di tahun 2008 sebesar 79,11 persen, sedangkan golongan *barang modal* peran tertingginya dicapai pada tahun 2009 sebesar 21,37 persen.

Jika dibandingkan dengan periode yang sama tahun sebelumnya, peranan nilai impor *barang konsumsi* dan *bahan baku/penolong* terhadap keseluruhan nilai impor pada Januari-Juni 2012 mengalami penurunan masing-masing dari 7,59 persen menjadi 7,00 persen (turun 0,59 poin) dan dari 75,23 persen menjadi 72,86 persen (turun 2,37 poin). Sebaliknya impor *barang modal* meningkat dari 17,18 persen menjadi 20,14 persen (naik 2,96 poin).

Menurut golongan barang SITC (*Standard International Trade Classification*) 1 digit, kelompok barang utama impor selama Januari-Juni 2012 adalah kelompok *mesin dan alat angkutan* dengan nilai sebesar USD32.841,7 juta dan memberikan peran sebesar 34,05 persen dari total impor Indonesia. Dilihat dari nilainya, maka nilai impor kelompok ini meningkat sebesar 26,91 persen jika dibandingkan periode yang sama tahun sebelumnya. Demikian juga jika dilihat dari peranan impor kelompok barang ini mengalami peningkatan sebesar 3,09 poin yaitu dari 30,96 persen menjadi 34,05 persen.

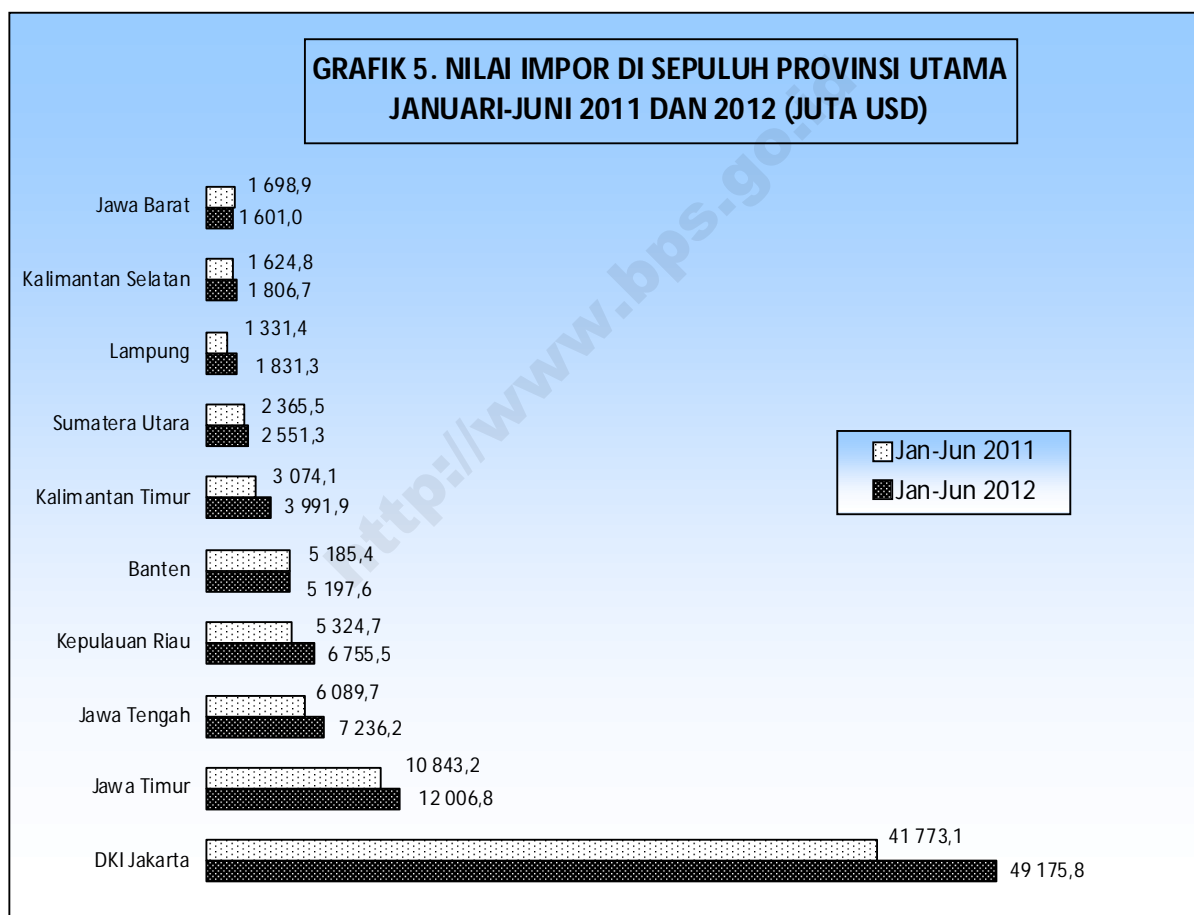
**TABEL 5. IMPOR MENURUT SITC-1 DIJIT  
JANUARI-JUNI 2011 DAN 2012**

SITC	Januari-Juni 2011		Januari-Juni 2012		Perubahan Jan-Jun 2012 thd Jan-Jun 2011 (%)
	Nilai (Juta USD)	Peranan (%)	Nilai (Juta USD)	Peranan (%)	
0 Bahan Makanan dan Binatang Hidup	7 053,3	8,44	6 319,3	6,55	-10,41
1 Minuman dan Tembakau	288,4	0,35	397,5	0,41	37,83
2 Bahan Baku dan Hasil Tambang	4 934,1	5,90	4 659,3	4,83	-5,57
3 Minyak dan Bahan Bakar Mineral	19 297,2	23,09	21 528,0	22,32	11,56
4 Minyak Nabati dan Hewani	83,1	0,10	91,3	0,10	9,87
5 Bahan Kimia dan produknya	10 842,7	12,97	12 210,3	12,66	12,61
6 Barang-barang Buatan Pabrik	12 627,1	15,11	15 196,4	15,76	20,35
7 Mesin dan Alat Angkutan	25 877,4	30,96	32 841,7	34,05	26,91
8&9 Lainnya	2 577,6	3,08	3 205,4	3,32	24,36
<b>TOTAL IMPOR</b>	<b>83 580,9</b>	<b>100,00</b>	<b>96 449,2</b>	<b>100,00</b>	<b>15,40</b>

Impor kelompok barang SITC 1 digit yang terbesar berikutnya adalah *minyak dan bahan bakar mineral* dengan nilai USD21.528,0 juta dengan peran sebesar 22,32 persen, diikuti oleh *barang-barang buatan pabrik* sebesar USD15.196,4 juta (15,76 persen). Selanjutnya yaitu *bahan kimia dan produknya* sebesar USD12.210,3 juta (12,66 persen), *bahan makanan dan binatang hidup* sebesar USD6.319,3 juta (6,55

persen), *bahan baku dan hasil tambang* sebesar USD4.659,3 juta (4,83 persen), *kelompok barang lainnya* sebesar USD3.205,4 juta (3,32 persen), *minuman dan tembakau* sebesar USD397,5 juta (0,41 persen), dan *minyak nabati dan hewani* sebesar USD91,3 juta (0,10 persen).

Selama Januari-Juni 2012, pelabuhan di DKI Jakarta membongkar barang impor terbesar dibanding dengan pelabuhan di provinsi lain, yaitu sebesar USD49.175,8 juta atau 50,99 persen dari total impor Indonesia. Provinsi dengan impor terbesar kedua adalah Jawa Timur yang mencapai USD12.006,8 juta (12,45 persen), diikuti Jawa Tengah USD7.236,2 juta (7,50 persen), Kepulauan Riau USD6.755,5 juta (7,01 persen), Banten USD5.197,6 juta (5,39 persen), Kalimantan Timur USD3.991,9 juta (4,14 persen), Sumatera Utara USD2.551,3 juta (2,65 persen), dan Lampung sebesar US\$1.831,3 juta (1,90 persen). Kemudian nilai impor yang masuk melalui provinsi Kalimantan Selatan dan Jawa Barat masing-masing sebesar USD1.806,7 juta (1,87 persen) dan US\$1.601,0 juta (1,66 persen). Sementara nilai impor ke provinsi lainnya masih berada di bawah USD1,0 miliar.



Jika dibanding dengan periode yang sama tahun sebelumnya maka dari sepuluh provinsi utama diatas hanya provinsi Jawa Barat yang mengalami penurunan nilai impor selama Januari-Juni 2012, yaitu sebesar US\$97,9 juta (5,76 persen). Sementara itu, sembilan provinsi utama lainnya mengalami peningkatan nilai impor.

Dari sembilan provinsi utama yang mengalami peningkatan nilai impor, tiga provinsi diantaranya mengalami peningkatan nilai impor di atas 25,0 persen, yaitu Lampung sebesar 37,55 persen (US\$499,9 juta), Kalimantan Timur sebesar 29,86 persen (US\$917,8 juta), dan Kepulauan Riau sebesar 26,87 persen (US\$1.430,8 juta). Dua provinsi berikutnya meningkat antara 15,0 juta sampai 25,0 persen, yaitu Jawa Tengah sebesar 18,83 persen (US\$1.146,5 juta) dan provinsi DKI Jakarta yang meningkat US\$7.402,7 juta (17,72 persen). Kemudian, empat provinsi utama lainnya meningkat dibawah 15,0 persen, yaitu Kalimantan Selatan sebesar 11,20 persen, Jawa Timur sebesar 10,73 persen, Sumatera Utara sebesar 7,85 persen, dan Banten sebesar 0,24 persen.

**TABEL 6. NILAI DAN PERANAN IMPOR MENURUT PROVINSI\*)  
JANUARI-JUNI 2011 DAN 2012**

Provinsi	Januari-Juni 2011		Januari-Juni 2012		Perubahan Jan-Jun 2012 thd Jan-Jun 2011 (%)
	Nilai (Juta USD)	Peranan (%)	Nilai (Juta USD)	Peranan (%)	
Aceh	40,9	0,05	44,1	0,05	7,82
Sumatera Utara	2 365,5	2,83	2 551,3	2,65	7,85
Sumatera Barat	455,6	0,55	659,4	0,68	44,73
Riau	938,9	1,12	1 103,3	1,14	17,51
Jambi	106,0	0,13	52,2	0,05	-50,75
Sumatera Selatan	236,0	0,28	221,2	0,23	-6,27
Bengkulu	12,0	0,02	30,7	0,03	155,83
Lampung	1 331,4	1,59	1 831,3	1,90	37,55
Bangka Belitung	22,6	0,03	38,7	0,04	71,24
Kepulauan Riau	5 324,7	6,37	6 755,5	7,01	26,87
Dki Jakarta	41 773,1	49,98	49 175,8	50,99	17,72
Jawa Barat	1 698,9	2,03	1 601,0	1,66	-5,76
Jawa Tengah	6 089,7	7,29	7 236,2	7,50	18,83
D I Yogyakarta	0,8	0,00	0,6	0,00	-25,00
Jawa Timur	10 843,2	12,97	12 006,8	12,45	10,73
Banten	5 185,4	6,20	5 197,6	5,39	0,24
B A L I	564,6	0,68	89,1	0,09	-84,22
Nusa Tenggara Barat	203,2	0,24	148,3	0,15	-27,02
Nusa Tenggara Timur	12,3	0,02	65,7	0,07	434,15
Kalimantan Barat	110,5	0,13	226,0	0,24	104,52
Kalimantan Tengah	32,9	0,04	66,1	0,07	100,91
Kalimantan Selatan	1 624,8	1,94	1 806,7	1,87	11,20
Kalimantan Timur	3 074,1	3,68	3 991,9	4,14	29,86
Sulawesi Utara	76,7	0,09	67,5	0,07	-11,99
Sulawesi Tengah	10,9	0,01	0,0	0,00	-100,00
Sulawesi Selatan	695,7	0,83	590,3	0,61	-15,15
Sulawesi Tenggara	2,6	0,00	166,1	0,17	6 288,46
Gorontalo	16,3	0,02	12,8	0,01	-21,47
Maluku	146,0	0,18	204,3	0,21	39,93
Maluku Utara	34,8	0,04	9,1	0,01	-73,85
Papua Barat	6,4	0,01	4,2	0,01	-34,38
Papua	544,4	0,65	495,4	0,51	-9,00
<b>TOTAL IMPOR</b>	<b>83 580,9</b>	<b>100,00</b>	<b>96 449,2</b>	<b>100,00</b>	<b>15,40</b>

eterangan : \*) = melalui pelabuhan bongkar yang terdapat di provinsi



**I-1. IMPOR MENURUT GOLONGAN BARANG HS / IMPORT BY HS COMMODITY GROUPS**  
**A. MENURUT 21 GOLONGAN BARANG (HS) / BY 21 HS COMMODITY GROUP**  
**\*\*\* JUNI/JUNE 2012 \*\*\***

H S	Uraian golongan barang Group description	Berat bersih / Net weight (Kg)		Nilai / Value C.I.F (U S \$)	
		Bulan ini Current month	Kumulatif Cum. Jan. to	Bulan ini Current month	Kumulatif Cum. Jan. to
I	Live animals; animal product	75 131 742	341 082 275	211 998 246	999 609 613
II	Vegetable products	1 203 239 440	7 386 803 895	576 702 126	3 787 492 511
III	Fats, oils, waxes of animal/vegetable	7 629 189	48 088 374	16 206 813	102 225 111
IV	Foodstuffs,beverages,spirits and tobacco	860 344 375	3 908 728 687	619 477 409	2 887 394 197
V	Mineral products	4 880 392 131	28 571 157 295	3 521 937 003	22 406 623 820
VI	Prod. of chemical or allied industries	1 673 054 094	8 912 955 858	1 554 837 222	9 091 257 842
VII	Plastics, rubber and articles there of	348 840 426	1 995 416 823	874 534 034	4 969 940 769
VIII	Raw hides, skins, leather and articles	8 107 979	41 638 571	56 555 421	303 795 670
IX	Wood and its articles,plaiting materials	67 892 776	432 787 100	34 398 064	217 786 406
X	Pulp, paper and articles there of	422 565 015	2 146 697 167	264 536 450	1 503 708 738
XI	Textiles & textile articles	154 293 223	922 562 139	687 488 206	4 185 308 447
XII	Footwear, umbrellas, artificial flowers	7 407 602	39 453 456	43 034 441	232 416 010
XIII	Cement, plaster, glass, ceramic products	155 485 575	744 502 953	97 680 151	544 692 310
XIV	Pearls & precious/semiprecious stones	594 879	3 234 213	9 883 826	56 619 484
XV	Base metals and articles there of	1 420 712 685	8 324 545 739	1 829 173 872	10 466 608 052
XVI	Machinery,electric,electronic equipments	752 614 073	2 356 924 748	4 287 789 914	23 424 908 257
XVII	Vehicles, aircraft, and vessels	178 491 630	1 190 005 220	1 465 735 540	8 242 425 658
XVIII	Optical,photographic,musical instruments	10 387 949	57 741 543	228 387 262	1 212 896 092
XIX	Arms and amunition; parts & accesories	21 446	1 864 864	4 822 737	87 257 478
XX	Miscellaneous manufactures articles.	32 955 671	161 240 826	106 841 483	563 622 871
XXI	Works of art,antiques special provisions	19 431 628	95 948 037	235 501 543	1 162 609 835
<b>TOTAL IMPORT</b>		<b>12 279 593 528</b>	<b>67 683 379 783</b>	<b>16 727 521 763</b>	<b>96 449 199 171</b>

**I-1. IMPOR MENURUT GOLONGAN BARANG (HS) / IMPORT BY HS COMMODITY GROUPS**  
**B. MENURUT GOLONGAN BARANG 2 DIJIT HS / BY COMMODITY 2 DIGITS HS**  
**\*\*\* JUNI/JUNE 2012 \*\*\***

H S	Uraian golongan barang Group description	Berat bersih / Net weight (Kg)		Nilai / Value C.I.F (U S \$)	
		Bulan ini Current month	Kumulatif Cum. Jan. to	Bulan ini Current month	Kumulatif Cum. Jan. to
01	Live animals	11 499 886	58 152 755	31 593 875	166 405 718
02	Meat and edible meat offal	7 916 304	25 488 357	31 257 630	99 458 844
03	Fish and crustaceans	18 117 375	70 336 311	24 288 096	94 022 425
04	Dairy products, bird's eggs, natural honey	35 739 210	179 104 006	116 638 322	604 031 901
05	Products of animal origin	1 858 967	8 000 846	8 220 323	35 690 725
06	Live trees and other plants	77 906	595 287	335 882	2 230 520
07	Edible vegetables and certain roots and tubers	70 845 557	472 671 205	42 398 036	272 643 467
08	Edible fruits and nuts	64 604 175	439 780 523	69 652 221	461 854 355
09	Coffee, tea, mate, and spices	9 505 186	104 068 731	13 791 336	255 413 999
10	Cereals	760 527 050	4 576 136 921	266 318 177	1 728 742 088
11	Products of the milling industry; malt, starches	128 626 433	760 754 923	57 671 822	348 055 268
12	Oil seeds and oleaginous fruits; grains,seed, and fruits	168 059 423	1 026 771 062	117 749 930	673 455 072
13	Lac; gums; resins and other vegetable saps and extracts	838 591	5 245 606	8 639 357	44 459 208
14	Vegetable plaiting materials; vegetable products	155 119	779 637	145 365	638 534
15	Animal or vegetable oils/fats and their cleavage products	7 629 189	48 088 374	16 206 813	102 225 111
16	Preparations of meat/fish/crustaceans/molluscs or other aquatic	472 757	2 830 801	1 285 775	9 637 210
17	Sugar and sugar confectionery	220 004 256	1 377 419 049	136 665 689	853 915 409
18	Cocoa and cocoa preparations	4 605 160	24 641 502	17 445 027	90 116 737
19	Preparations of cereals, flour, starch or milk; pastrycooks'	7 046 158	38 262 656	17 685 428	94 764 874
20	Preparations of vegetables, fruits, nuts or other part of plants	11 731 415	42 842 240	11 968 918	59 459 096
21	Miscellaneous edible preparations	16 947 257	89 762 609	54 708 265	311 319 050
22	Beverages, spirit, and vinegar	10 533 781	43 300 465	9 040 910	39 125 890
23	Residues and waste from the food industries	575 464 617	2 217 030 632	300 868 600	1 069 802 845
24	Tobacco and manufactured tobacco substitutes	13 538 974	72 638 733	69 808 797	359 253 086
25	Salts; sulphur; earths and stone; plastering materials, lime and	1 173 176 854	5 941 336 215	102 500 143	560 646 063
26	Ores, slag, and ash	178 909 836	890 578 446	38 955 067	303 369 184
27	Mineral fuels, mineral oils and products of their distillation	3 528 305 441	21 739 242 634	3 380 481 793	21 542 608 573
28	Inorganic chemicals	413 432 302	2 055 010 109	188 331 670	1 095 393 984
29	Organic chemicals	348 765 074	2 177 458 647	557 926 890	3 579 320 861
30	Pharmaceutical products	2 293 334	113 091 986	41 975 330	281 807 936
31	Fertilizers	761 099 069	3 746 349 381	298 582 876	1 547 040 426
32	Tanning or dyeing extracts	33 534 539	188 865 033	121 444 470	667 702 636
33	Essential oils and resinoids; perfumery, cosmetic or toilet	10 495 896	57 453 030	81 930 701	422 545 654
34	Soap, organic surface-active agents, washing, and lubricating	19 797 267	106 173 393	53 087 440	290 753 015
35	Albuminoidal substances; modified starches; glues; enzymes	22 148 626	125 008 988	40 409 392	224 923 227
36	Explosives; pyrotechnic products; matches; certain combustible	9 482 027	21 430 172	12 475 799	59 292 590
37	Photographic and cinematographic goods	1 022 021	8 101 733	6 705 295	42 448 973
38	Miscellaneous chemical products	50 992 930	314 070 648	153 295 386	882 401 220

**I-1. IMPOR MENURUT GOLONGAN BARANG (HS) / IMPORT BY HS COMMODITY GROUPS**  
**B. MENURUT GOLONGAN BARANG 2 DIJIT HS / BY COMMODITY 2 DIGITS HS**  
 \*\*\* JUNI/JUNE 2012 \*\*\*

H S	Uraian golongan barang <i>Group description</i>	Berat bersih / <i>Net weight (Kg)</i>		Nilai / <i>Value C.I.F (U S \$)</i>	
		Bulan ini <i>Current month</i>	Kumulatif <i>Cum. Jan. to</i>	Bulan ini <i>Current month</i>	Kumulatif <i>Cum. Jan. to</i>
39	Plastics and articles thereof	290 922 600	1 665 886 816	622 457 196	3 522 496 411
40	Rubber and articles thereof	54 499 324	313 138 815	237 720 931	1 366 700 505
41	Raw hides, skins, and leather	4 366 728	24 162 748	36 938 430	204 078 682
42	Articles of leather; saddlery and harness; travel goods and similar	3 732 284	17 424 449	18 934 090	97 122 082
43	Furskins and artificial fur; manufactures thereof	8 967	51 374	682 901	2 594 906
44	Wood and articles of wood; wood charcoal	67 783 916	432 085 734	34 068 089	215 450 639
45	Cork and articles of cork	64 739	513 202	262 836	1 930 125
46	Manufactured of straw or other plaiting materials; basketware	44 121	188 164	67 139	405 642
47	Pulp of wood or of other fibrous cellulosic material; recovered	360 743 040	1 790 458 033	144 554 558	778 346 101
48	Paper and paperboard; articles of paper pulp or of	61 226 431	352 667 873	113 871 371	654 818 873
49	Printed books, newspapers, pictures, and other products of	586 789	3 527 497	4 793 385	68 460 896
50	Silk	13 879	179 206	148 505	1 460 843
51	Wool, fine or coarse animal hair; horse hair yarn, woven fabrics	444 465	2 353 433	8 749 776	47 440 789
52	Cotton	51 692 119	368 400 236	187 260 695	1 303 093 718
53	Other vegetable textile fibres; paper yarns and woven fabrics of	1 585 827	11 033 297	1 803 805	15 429 044
54	Man-made filaments	20 638 235	112 594 949	110 279 117	626 249 342
55	Man-made staple fibres	37 498 000	195 880 552	119 112 815	671 804 405
56	Wadding, felt, and non-wovens	7 778 164	45 849 193	29 823 931	173 606 700
57	Carpets and other textile floor coverings	2 190 962	9 065 703	4 340 692	19 656 231
58	Special woven fabrics; tufted textile fabrics; lace; tapestries;	1 903 941	10 656 710	23 283 884	139 959 549
59	Impregnated, coated, covered or laminated textile fabrics	8 758 791	50 106 384	53 154 164	308 437 339
60	Knitted or crocheted fabrics	13 114 185	78 856 404	107 337 409	656 382 485
61	Articles of apparel and clothing accessories, knitted or crocheted	3 077 345	11 114 171	16 003 354	83 922 954
62	Articles of apparel and clothing accessories, not knitted or	2 726 979	10 668 246	19 270 292	103 781 472
63	Other made up textile articles; sets; worn clothing and worn	2 554 532	14 662 691	5 623 514	30 143 677
64	Footwear, gaiters and the like; parts of such articles	6 171 564	33 087 021	38 499 978	209 315 088
65	Headgear and parts thereof	160 855	808 205	1 113 996	6 228 656
66	Umbrellas, walking sticks, seat-sticks, whips, riding crops and	745 443	4 102 320	1 077 407	6 461 539
67	Prepared feathers and articles; artificial flowers; articles of	329 740	1 455 910	2 343 060	10 410 727
68	Articles of stone, plaster, cement, asbestos, mica or similar	26 946 631	167 580 911	23 625 592	171 660 157
69	Ceramic products	83 354 327	372 499 640	35 418 862	175 995 382
70	Glass and glassware	45 184 617	204 422 402	38 635 697	197 036 771
71	Natural and cultured pearls, precious/semi precious stones, and	594 879	3 234 213	9 883 826	56 619 484
72	Iron and steel	1 119 545 415	6 632 857 963	921 254 113	5 306 043 713
73	Articles of iron and steel	165 621 529	928 040 707	392 963 220	2 308 075 480
74	Cooper and articles thereof	26 630 439	114 722 566	156 101 027	825 259 428
75	Nickel and articles thereof	414 375	1 971 164	4 980 238	23 225 719
76	Aluminium and articles thereof	57 953 670	363 980 042	164 696 615	1 005 199 425
78	Lead and articles thereof	8 081 112	43 536 635	17 340 565	94 961 500
79	Zinc and articles thereof	13 292 544	78 699 870	27 042 661	168 472 045
80	Tin and articles thereof	179 235	1 538 104	2 721 976	15 221 961
81	Other base metal; cermets; and articles thereof	529 472	3 062 371	14 908 601	66 949 439
82	Tools, implements, cutlery, spoon and forks, of base metal and	7 828 950	43 652 997	63 819 693	306 615 586
83	Miscellaneous articles of base metal	20 635 944	112 483 320	63 345 163	346 583 756
84	Nuclear reactors, boilers, machinery and mechanical appliances;	660 892 985	1 871 714 494	2 532 405 867	13 954 775 061
85	Electrical machinery and equipments; sound	92 494 548	490 360 341	1 763 192 580	9 527 908 383
86	Railway and tramway locomotive, mechanical traffic, and all	1 237 838	12 859 416	5 945 014	44 196 570
87	Vehicles other than railway/tramway, and parts and accessories	103 249 216	553 928 720	911 916 993	4 936 170 478
88	Aircraft and its components	478 986	3 286 683	402 296 291	2 351 714 786
89	Ships, boat, and floating structures	73 525 590	619 930 401	145 577 242	910 343 824
90	Optical, photographic, cinematographic, measuring, checking,	7 453 510	41 026 151	200 114 273	1 052 321 178
91	Clocks and watches and parts thereof	584 411	2 813 353	4 000 723	21 525 751
92	Musical instruments; parts and accessories of such articles	1 657 688	9 264 585	18 541 280	97 987 060
93	Arms and ammunition; parts and accessories thereof	21 446	1 864 864	4 822 737	87 257 478
94	Furnitures, bedding, mattress supports, cushions and stuffed	18 347 623	87 631 595	52 786 275	267 394 113
95	Toys, games and sports requisites; parts and accessories thereof	7 240 745	34 545 941	22 049 633	104 865 717
96	Miscellaneous manufactured articles	11 020 248	56 069 315	45 569 297	259 043 897
97	Works of arts, collectors' piece and antiques	196 122	390 120	250 173	1 560 428
98	Vehicles in kcd and their components	19 235 506	95 557 917	235 251 370	1 161 049 407
<b>TOTAL IMPORT</b>		<b>12 279 593 528</b>	<b>67 683 379 783</b>	<b>16 727 521 763</b>	<b>96 449 199 171</b>



**I-1. IMPOR MENURUT GOLONGAN BARANG (HS) / IMPORT BY HS COMMODITY GROUPS**  
**C. MENURUT 40 GOLONGAN BARANG (HS) TERBESAR / BY BIG 40 COMMODITIES (HS)**  
**\*\*\* JUNI/JUNE 2012 \*\*\***

HS	Uraian golongan barang Group description	Berat bersih / Net weight (Kg)		Nilai / Value C.I.F ( U S \$ )	
		Bulan ini Current month	Kumulatif Cum. Jan. to date	Bulan ini Current month	Kumulatif Cum. Jan. to date
2710121600	Other Motor Spirit, Unleaded	1 117 331 888	6 144 568 498	1 215 782 796	6 831 769 141
2709001000	Crude Petroleum Oil	1 015 451 179	6 292 713 067	788 475 317	5 528 642 647
2710197100	Automotive Diesel Fuel	579 443 347	4 009 954 916	603 894 212	3 911 835 314
8802401000	Aeroplanes Of An Unladen Weight > 15,000 Kg	369 176	2 444 729	339 508 655	1 925 513 296
8517120000	Telephones For Cellular Networks Or For Other Wireless Networl	1 736 564	8 759 050	216 219 151	1 336 813 617
2710197200	Other Diesel Fuel	220 337 771	1 082 860 792	207 310 738	1 079 116 014
2711130000	Liquid Butanes	101 063 057	971 715 751	81 294 041	983 875 428
8429520000	Mach With A 360,revolving Super Struct, Mech Shovels,excavato	20 275 654	155 749 934	112 675 478	833 171 600
2710127000	Naphtha, Reformate And Oth Preparations Of A Kind Used For Bl	174 128 975	759 928 305	177 071 321	768 958 462
1001991910	Wheat Grains Without Husk,oth Than Seed, For Human Consump	537 131 336	2 249 649 212	182 266 178	768 724 326
2711120000	Liquid Propane	109 260 666	754 442 088	84 883 727	748 639 663
3104200000	Potassium Chloride	319 776 433	1 462 189 069	159 224 422	747 277 222
7207121000	Slabs Of Iron/non Alloy, Cont.< 0,25% Of Carbon, Other Than Squ	112 189 198	1 185 846 894	68 876 250	713 719 088
5201000000	Cotton, Not Carded/combed.	40 246 589	299 478 722	92 064 874	712 768 515
8542390000	Other Electronic Integrated Circuits	438 249	2 178 956	125 640 083	705 816 234
2304009000	Oil-cake&other Solid Residues, From Extraction Of Soyabean Oil	448 970 658	1 544 186 809	223 000 038	673 520 894
1701140000	Oth Cane Sugar, Raw, Not Added Flavour/ Colour	195 190 696	1 055 579 868	114 540 509	648 136 023
8704102800	Damper,designed For-off Highway,not Ckd, G.v.w. > 45 T	7 842 853	43 735 094	103 861 319	558 885 396
8471302000	Laptops Incl Notebooks And Subnotebooks	1 529 369	6 662 307	128 820 932	540 762 273
1201900000	Soya Beans, Oth Than Seed, Whether Or Not Broken	142 387 549	891 655 017	86 926 029	510 738 191
2902430000	P-xylene	29 559 092	310 554 280	42 389 129	481 879 697
2901210000	Ethylene	64 615 704	358 969 345	78 358 825	449 119 478
9801202000	Vhcls Of Head 8704 With 5 Ton < Gross Weight <= 24 Ton, Incmp	7 591 579	35 190 269	95 381 191	445 544 619
9801203000	Vhcls Of Head 8704 With Gross Weight >24 Ton,incmpltly Knocke	5 786 809	33 859 809	75 896 066	441 847 303
8431499000	Oth Parts Suitable Use Of Machinery Of Heading 84.30	10 443 200	68 498 935	71 883 455	428 692 006
7403110000	Refined Copper For Cathodes And Sections Of Cathodes	10 707 962	51 455 078	88 246 013	424 600 770
8517625300	Oth Transmission Apparatus For Radio- Telephony/radio-telegrap	96 440	1 067 202	109 199 724	404 185 815
3902109020	Polypropylene In Granule Form	44 100 909	249 727 919	65 512 275	361 877 124
8443910000	Part & Accessori Of Print Machinery Used For Print By Componer	1 599 520	16 079 646	73 414 529	358 797 191
1006309900	Oth Semi/wholly Milled Rice, Whether/not Polished/glazed, Oth	3 278 316	653 832 461	2 019 487	358 015 901
7204490000	Other Ferrous Waste And Scrap :	156 079 471	742 877 257	73 106 144	342 762 420
2710197900	Other Fuel Oils	18 284 819	358 147 701	39 274 272	328 571 623
7207110000	Semi-finished Iron/non-alloy Cont. < 0,25% Carbon ,rectnglr,squ	70 086 986	510 957 023	46 737 965	322 194 978
7601100000	Unwrought Aluminium, Not Alloyed	20 326 401	133 341 800	44 196 374	296 585 007
8703221990	Oth Motor Car,no Sedan,1000-1500 Cc,not Ckd,intern Combust F	5 851 044	27 838 549	60 450 216	287 691 844
7208390000	Flat-rolled Iron/nas,hot Rolled Width >600 Mm, Thick< 3 Mm	75 222 382	416 137 955	52 769 334	271 275 672
8708997000	Other Chasis Frames Or Parts	5 116 858	23 714 541	49 487 517	252 847 246
8704102700	Damper,designed For-off Highway,not Ckd, G.v.w. < 24 T But >=	2 034 329	25 482 486	19 100 266	246 573 598
2905310000	Ethylene Glycol (ethanediol)	37 664 150	204 802 242	42 667 856	240 481 437
7208510000	Flat-rolled Iron/nas,width>600 Mm, Of A Thickness>10 Mm,hot F	36 426 692	235 471 910	57 241 885	236 826 622

**I-2 IMPOR MENURUT GOLONGAN BARANG SITC / IMPORT BY SITC COMMODITY GROUPS**  
**\*\*\* JUNI/JUNE 2012 \*\*\***

SITC	Uraian golongan barang Group description	Berat bersih / Net weight (Kg)		Nilai / Value C.I.F. (US \$)	
		Bulan ini Current month	Kumulatif Cum. Jan. to	Bulan ini Current month	Kumulatif Cum. Jan. to
<b>A. By Commodity 1 digit SITC</b>					
0	Bahan makanan dan binatang hidup	1 863 584 623	10 010 463 961	1 160 904 204	6 319 294 194
1	Minuman dan tembakau	23 961 960	115 301 669	78 702 098	391 528 413
2	Bahan mentah	1 931 665 501	9 191 196 160	804 683 662	4 659 261 036
3	Bahan bakar, bahan penyemir, dsb	3 524 409 650	21 176 313 643	3 378 154 351	21 521 981 302
4	Minyak/lemak nabati dan hewan	8 216 980	50 225 044	14 600 885	91 299 394
5	Bahan kimia	1 924 615 673	10 625 533 231	2 085 492 399	12 210 308 116
6	Hasil industri menurut bahan	1 958 928 433	11 255 150 042	2 638 042 918	15 196 388 380
7	Mesin dan alat pengangkutan	950 165 199	3 646 980 990	5 998 763 585	32 841 173 915
8	Hasil industri lainnya	93 444 811	471 604 199	563 872 826	3 185 073 184
9	Barang dan transaksi khusus lainnya	692	4 238	4 304 835	20 338 637
<b>TOTAL IMPORT</b>		<b>12 279 593 528</b>	<b>67 683 379 783</b>	<b>16 727 521 763</b>	<b>96 449 199 171</b>
<b>B. By Commodity 2 digit SITC</b>					
00	Live animal for food	11 499 886	58 152 755	31 593 875	166 405 178
01	Meat and meat preparations	8 101 881	26 335 230	31 903 196	102 882 486
02	Dairy product and eggs	35 651 421	1 78 998 054	116 374 193	603 473 823
03	Fish, crustaceans, molluscs and their preparations	18 393 302	72 151 088	24 921 805	99 416 255
04	Cereals and cereal preparations	810 122 755	4 871 432 891	292 440 286	1 880 596 313
05	Fruits and vegetables	148 047 694	961 111 270	125 126 969	799 576 003
06	Sugar, sugar preparations, and honey	220 273 848	1 378 682 162	137 753 293	859 028 224
07	Coffee, tea, cocoa, and spices	14 766 098	134 220 294	35 201 168	381 716 068
08	Feeding stuff for animals	575 139 070	2 218 445 132	300 987 147	1 070 437 100
09	Miscellaneous food preparations	20 982 668	110 863 091	64 602 272	355 762 204
11	Beverages	10 422 986	42 668 936	8 893 301	38 275 327
12	Tobacco and tobacco manufactured	13 538 974	72 638 733	69 808 797	359 253 086
21	Hides, skins and furskins	261 290	1 611 350	460 079	1 664 883
22	Oil seeds, nuts, and kernels	166 900 835	1 020 935 715	115 296 752	656 506 128
23	Crude rubber	29 111 119	175 072 113	92 558 997	533 726 412
24	Wood, lumber, and cork	15 919 437	105 336 101	9 869 990	59 208 735
25	Pulp and waste paper	360 743 040	1 790 458 033	144 554 558	778 346 101
26	Textile fibres and their waste	73 506 512	470 750 556	174 176 445	1 182 183 521
27	Crude fertilizers and crude minerals	836 827 353	4 195 522 198	85 529 922	479 588 058
28	Metalliferous ores and metal scraps	445 498 312	2 016 982 752	163 398 414	872 289 828
29	Crude animals and vegetable materials, nes	2 837 603	15 121 342	18 838 505	95 753 370
32	Coal, coke, and briquettes	43 303 505	96 540 397	14 815 674	36 839 665
33	Petroleum and petroleum products	3 270 111 924	19 870 663 746	3 197 069 541	19 729 484 203
34	Gas, natural and manufactured	210 328 221	1 748 902 795	166 269 136	1 761 605 019
35	Electric current	0	206 705	0	58 415
41	Animal oils and fats	848 868	6 660 060	1 325 806	13 085 636
42	Fixed vegetable oils/fats	3 473 778	18 871 303	6 084 106	33 081 893
43	Animal vegetable oils/fats	3 894 334	24 693 681	7 190 973	45 131 865
51	Organic chemicals	349 428 818	2 182 746 324	538 858 600	3 467 338 579
52	Inorganic chemicals	322 081 954	1 796 302 903	152 672 827	992 845 631
53	Dyeing, tanning, and colouring materials	34 134 373	192 711 973	121 948 246	671 718 314
54	Medical and pharmaceutical products	37 255 659	120 669 546	67 025 521	433 924 406
55	Essential oils and perfumery materials	23 258 342	122 302 757	113 657 198	589 742 857
56	Manufactured fertilizers	759 251 520	3 722 200 087	296 571 049	1 530 672 176
57	Plastics in primary forms	232 028 568	1 369 986 416	438 782 846	2 565 926 274
58	Plastics in non-primary forms	37 606 972	187 135 546	106 219 946	530 169 168
59	Chemical materials and its products, nes	163 099 467	931 477 679	249 756 166	1 427 970 711
61	Leather, leather med, nes	4 134 707	22 840 771	36 952 106	206 365 984
62	Rubber manufactured, nes	25 116 261	136 622 745	143 277 868	822 865 337
63	Wood and cork manufactured	51 869 218	327 262 835	24 460 935	158 172 029
64	Paper, paperboard, and manufactured thereof	59 007 518	339 685 959	100 530 272	568 907 130
65	Textile yarns, fabrics, and their products	78 271 771	447 124 057	482 647 162	2 841 483 662
66	Non metallic minerals manufactured	498 667 703	2 545 384 940	119 148 400	658 443 477
67	Iron and steel	1 042 426 388	6 414 308 125	1 018 117 076	6 180 333 657
68	Non ferrous metals	95 146 146	542 944 995	344 908 039	1 962 832 787
69	Manufactured of metal, nes	104 343 321	478 975 675	368 001 060	1 796 984 377
71	Power generating machine and equipments	51 598 777	266 391 723	469 201 667	2 528 094 081
72	Machinery specialized for particular industry	496 457 628	1 073 143 275	884 917 697	5 061 236 723
73	Metalworking machinery	13 433 689	77 848 277	132 595 707	777 033 723
74	General industrial machinery and equipments	108 111 777	545 621 675	880 828 972	4 685 340 899
75	Office machinery and automatic data processing	9 540 180	57 395 979	372 638 309	1 885 818 172
76	Telecommunication and reproducers apparatus	14 431 586	76 305 728	645 161 777	3 485 438 755
77	Electrical machinery and apparatus	60 861 552	332 489 868	925 383 245	5 087 135 782
78	Road vehicles	121 357 610	642 442 128	1 135 252 576	6 034 602 364
79	Other transportation equipments	74 972 406	635 342 517	552 783 707	3 302 473 476
81	Sanitary, plumbing, and fittings	8 575 687	40 021 631	22 212 614	134 883 541
82	Furniture	13 121 090	63 673 079	37 640 502	178 922 721
83	Traveling goods	3 576 555	16 298 422	17 585 389	87 970 688
84	Clothing	10 334 803	44 587 745	55 118 374	294 737 865
85	Footwear	6 171 564	33 087 021	38 499 978	209 315 088
87	Professional, scientific, and contractor instruments	6 757 130	36 117 273	151 382 787	758 470 939
88	Photographic apparatus, equipments and optics	2 390 669	15 861 085	31 296 120	191 104 061
89	Miscellaneous manufactured articles	42 517 319	221 958 603	210 137 722	1 329 728 281
96	Coin; not being legal tender	0	274	0	1 327
97	Gold; non monetary	692	3 964	4 304 835	20 337 370
<b>TOTAL IMPORT</b>		<b>12 279 593 528</b>	<b>67 683 379 783</b>	<b>16 727 521 763</b>	<b>96 449 199 171</b>

**I-2. IMPOR MENURUT GOLONGAN BARANG SITC / IMPORT BY SITC COMMODITY GROUPS**  
**\*\*\* JUNI/JUNE 2012 \*\*\***

SITC	Uraian golongan barang Group description	Berat bersih/ Net weight (Kg)		Nilai/ Value C.I.F (US\$)	
		Bulan ini Current month	Kumulatif Cum.Jan.to date	Bulan ini Current month	Kumulatif Cum.Jan.to date
<b>C. By Commodity 3 digit SITC</b>					
001	Live Animals Other Than Fish	11 499 886	58 152 755	31 593 875	166 405 718
011	Meat Of Bovine Animals Fresh, Chilled Or Frozen	6 177 839	19 533 805	25 849 416	81 818 230
012	Other Meat, Other Edible Meat Offal, Fresh, Chilled Or Frozen	1 626 095	5 867 754	5 121 550	17 188 445
016	Meat And Edible Meat Offal, Salted, Dried, Edible Flour Of Meat	112 370	135 678	286 664	498 937
017	Meat And Edible Meat Offal, Prepared Or Preserved	191 577	797 993	645 566	3 376 874
022	Milk,cream, And Milk Products Other Than Butter Or Cheese	31 611 271	160 959 841	98 069 396	519 827 855
023	Butter And Other Fats From Milk	1 624 825	7 285 734	7 156 285	34 723 083
024	Cheese And Curds	2 295 015	10 101 358	10 504 869	45 366 196
025	Eggs, Birds, And Egg Yolks; Fresh, Dried Or Otherwise Preserved	120 310	651 121	643 643	3 556 689
034	Fish, Fresh, Chilled Or Frozen	17 242 845	64 649 040	18 339 987	60 688 215
035	Fish, Dried Salted Or In Brine; Smoked Fish	13 554	71 729	222 688	1 082 049
036	Crustaceans, Molluscs, And Aquatic Invertebrates	860 976	5 566 662	5 725 421	32 205 393
037	Fish, Crustaceans, Molluscs, And Other Aquatic Invertebrates;	275 927	1 869 657	633 709	5 440 598
041	Wheat And Meslin, Unmilled	628 767 113	2 883 985 506	212 593 740	979 586 922
042	Rice	46 524 520	942 021 704	28 058 376	531 938 365
043	Barley, Unmilled	0	22 500	0	9 500
044	Maize, Unmilled	82 999 427	735 899 727	24 598 979	210 993 320
045	Cereals, Unmilled	2 235 990	14 207 484	1 067 082	6 213 981
046	Meal And Flour Of Wheat And Flour Of Meslin	42 223 774	258 141 850	16 222 874	103 072 552
047	Other Cereal Meals And Flours	5 455	2 037 988	7 684	902 593
048	Cereal Preparations And Preparations Of Flours/starchs Of Fruit	7 366 476	35 116 132	9 891 551	47 879 080
054	Vegetables, Fresh, Chilled, Frozen Or Simply Preserved	69 868 440	465 914 491	40 370 236	259 807 283
056	Vegetables, Roots And Tubers, Prepared Or Preserved Nes	6 050 619	35 499 804	8 166 119	46 648 518
057	Fruit And Nut; Fresh Or Dried	64 501 150	439 187 763	69 291 276	459 931 479
058	Fruits, Preserved And Preparations	6 239 925	12 072 364	4 107 872	15 628 349
059	Fruit And Vegetable Juices	1 387 560	8 502 848	3 191 466	17 560 374
061	Sugar, Molasses, And Honey	218 702 356	1 371 832 123	133 190 375	839 376 493
062	Sugar Confectionery	1 571 492	6 850 039	4 562 918	19 651 731
071	Coffee And Coffee Substitutes	2 334 363	48 079 941	7 406 580	125 168 432
072	Cocoa	3 350 350	19 078 601	10 996 491	66 567 126
073	Chocolate And Other Food Preparations Containing Cocoa	1 254 810	5 562 901	6 448 536	23 549 611
074	Tea And Mate	2 063 729	12 959 481	3 877 626	19 299 213
075	Spices	5 762 846	48 539 370	6 471 935	147 131 686
081	Feeding Stuff For Animals	575 739 070	2 218 445 132	300 987 147	1 070 437 700
091	Margarine And Shortening	752 988	5 287 213	3 892 709	23 541 396
098	Edible Products And Preparations	20 229 680	105 575 878	60 709 563	332 220 808
111	Non-alcoholic Beverages, Nes	10 260 692	41 889 323	7 194 654	31 408 977
112	Alcoholic Beverages	162 294	779 613	1 698 647	6 866 350
121	Tobacco, Unmanufactured And Refused	11 809 685	65 899 287	56 439 921	305 032 742
122	Tobacco, Manufactured	1 729 289	6 739 446	13 368 876	54 220 344
211	Hides And Skins, Raw	261 288	1 617 314	459 729	1 656 392
212	Furskins, Raw	2	36	350	8 491
222	Oil Seeds Use For Extraction Ofsoft Fixed Vegetable Oils	166 673 193	1 019 543 893	114 806 771	652 748 894
223	Oil Seeds Use For Extraction Of Other Fixed Vegetable Oils	227 642	1 391 822	489 981	3 757 234
231	Natural Rubber Latex;natural Rubber And Similar Natural Gums	2 764 496	14 828 666	7 934 222	41 992 319
232	Synthetic Rubber Latex, Synthetic/reclaimed Rubber	26 346 623	160 243 447	84 624 775	491 734 093
244	Cork,natural.raw And Waste	850	53 751	5 369	134 666
245	Fuel Wood And Wood Charcoal	54 148	144 556	54 878	158 463
246	Wood In Chips Or Particles And Waste	110 606	5 263 006	30 854	790 450
247	Wood In The Rough Or Roughly Squared	3 977 802	27 509 716	1 578 458	10 376 153
248	Wood, simply Worked And Railway Sleeper Of Wood	11 836 031	72 365 072	8 200 431	47 749 003
251	Pulp And Waste Paper	360 743 040	1 790 458 033	144 554 558	778 346 101
261	Silk	96	1 068	1 010	4 166
263	Cotton	40 649 562	300 371 586	92 799 587	715 964 570
264	Jute And Other Textile Bast Fibres	245 659	1 430 314	370 106	2 170 749
265	Vegetable Textile Fibres,raw Or Processed;waste Of These Fibres	188 008	885 275	217 811	969 433
266	Synthetic Fibres Suitable For Spinning	18 537 442	95 136 986	40 864 039	226 442 531
267	Other Man-made Fibres Suitable For Spinning And Waste	12 194 075	65 560 361	37 411 790	218 318 274
268	Wool And Other Animal Hair	1 014 263	4 338 099	1 832 454	15 530 006
269	Old Clothing And Other Old Textile Articles; Rags	677 407	3 026 867	679 648	2 783 792
272	Fertilizers, Crude	82 977 228	603 942 334	18 118 685	112 725 395
273	Stone, Sand And Gravel	251 911 442	1 279 837 185	11 579 342	59 060 497
274	Sulphur And Unroasted Iron Pyrites	27 320 748	170 250 000	6 427 052	38 853 559
277	Natural Abrasives	4 007 794	15 473 499	1 429 798	5 765 762
278	Other Crude Minerals	470 610 141	2 126 019 180	47 975 045	263 182 845
281	Iron Ore And Concentrates	176 193 409	837 584 994	32 779 471	174 782 099
282	Waste And Scrap Metal Of Iron/steel	170 568 111	840 219 366	80 090 094	388 740 335
283	Copper Ores And Concentrates	9 885	39 080 069	65 359	102 876 323
284	Nickel Ores And Concentrates	0	50	0	1 468
285	Aluminium Ores And Concentrates	91 485 220	259 121 556	36 026 335	103 080 426
287	Ores And Concentrates Of Basemetals	2 574 237	13 243 402	5 742 973	25 146 545
288	Non-ferrous Base Metal Waste And Scraps	4 664 240	27 729 116	8 671 694	77 481 253
289	Ores And Concentrates Of Precious Metals; Waste,scraps	3 210	4 199	22 488	181 379
291	Crude Animal Materials	969 352	4 510 463	7 451 842	32 565 430
292	Crude Vegetable Materials	1 868 251	10 610 879	11 386 663	63 187 940
321	Coals, Pulverized Or Not	17 213 226	42 378 328	4 938 815	15 087 763
322	Briquettes, Lignite And Peat	278 706	2 963 315	103 241	1 377 896

**I-2. IMPOR MENURUT GOLONGAN BARANG SITC / IMPORT BY SITC COMMODITY GROUPS**  
**\*\*\* JUNI/JUNE 2012 \*\*\***

SITC	Uraian golongan barang Group description	Berat bersih/ Net weight (Kg)		Nilai/ Value C.I.F (US\$)	
		Bulan ini Current month	Kumulatif Cum.Jan.to date	Bulan ini Current month	Kumulatif Cum.Jan.to date
<b>C. By Commodity 3 digit SITC</b>					
325	Coke And Semi Coke Of Coal/lignite/peat	25 811 573	51 198 754	9 773 618	20 374 006
333	Petroleum Oil, Crude	1 015 465 339	6 292 842 377	788 507 460	5 528 860 538
334	Petroleum Products, Refined	2 186 264 691	13 102 032 508	2 358 948 173	13 876 960 560
335	Residual Petroleum Products, And Related Materials	69 047 894	475 788 861	49 613 908	323 663 105
342	Liquefied Propane And Butane	210 323 723	1 726 157 839	166 177 768	1 732 515 091
343	Natural Gas, Liquefied Or Not	0	30 851	0	17 876
344	Petroleum Gases And Other Gas	4 398	22 713 552	90 460	29 063 841
345	Coal Gas, Water Gas And Similar Gas	100	553	908	8 211
351	Electric Currents	0	206 705	0	58 415
411	Animal Oils And Fats	848 868	6 660 060	1 325 806	13 085 636
421	Fixed Vegetable Fats And Oils Soft,crude,refined Or Fractioned	2 670 559	15 211 015	4 768 257	26 104 363
422	Fixed Vegetable Fats And Oils Solid,crude,refined Or Fractioned	803 219	3 660 288	1 315 849	6 977 530
431	Animal And Vegetable Oil; Fat Processed And Their Wax	3 894 334	24 693 681	7 190 973	45 131 865
511	Hydrocarbon And Their Halogenated, Nitrated Derivatives	168 167 254	1 183 784 171	218 583 910	1 623 346 645
512	Alcohols,phenols,phenol-alcohols And Their Halogenated	85 606 171	433 776 909	89 515 870	503 398 492
513	Carboxylic Acids,and Their Anhydrides,halides,peroxides	52 158 598	293 059 758	80 797 740	442 387 965
514	Nitrogen-function Compounds	19 753 889	111 875 274	51 767 135	300 051 981
515	Organo-inorganic And Heterocyclic Compounds	16 299 714	92 265 647	73 602 620	431 276 772
516	Other Organic Chemicals	7 443 192	67 984 565	24 591 325	166 876 724
522	Inorganic Chemical Elements, Oxides And Halogen Salts	137 389 881	880 328 271	74 902 593	601 286 911
523	Metallicsalts And Peroxysalts	180 283 842	895 426 943	73 351 275	363 335 486
524	Other Inorganic Chemicals;chemical Compound Of Precious Metals	4 404 896	20 486 921	4 093 535	24 564 718
525	Radioactive And Associated Materials	3 335	60 768	325 424	3 658 516
531	Synthetic Organic; Colouring Matter	6 758 941	36 093 617	36 276 273	193 634 181
532	Dyeing/tanning Extracts And Synthetic Tanning Materials	627 422	3 745 135	1 383 770	7 938 363
533	Pigments, Paints, Varnishes, And Related Materials	26 748 010	152 873 221	84 288 203	470 145 770
541	Medicinal And Pharmaceutical Products	1 636 410	8 870 263	35 731 749	228 513 509
542	Medicaments, Including Veterinary Medicaments	2 089 249	111 799 283	31 293 772	205 410 897
551	Essential Oils, Perfumes, And Flavour Materials	2 504 049	23 015 658	38 157 851	199 416 919
553	Perfumery, Cosmetics, And Toilet Preparations	7 991 847	34 437 372	43 772 850	223 128 735
554	Soap,cleansing And Polishing Preparations	12 762 446	64 849 727	31 726 497	167 197 203
562	Fertilizers, Manufactured	759 251 520	3 722 200 087	296 571 049	1 530 672 176
571	Polymers Of Ethylene In Primary Forms	60 109 617	388 533 431	94 726 459	584 252 349
572	Polimers Of Styrene In Primary Forms	17 240 953	102 327 382	37 878 205	224 194 086
573	Polimers Of Vinyl Chloride In Primary Forms	9 886 487	52 844 309	12 662 664	69 086 502
574	Poliacetals And Polycarbons In Primary Forms	30 094 799	180 074 252	69 566 240	433 668 536
575	Other Plastics In Primary Forms	104 880 808	594 159 741	217 265 037	1 216 604 097
579	Waste And Scrap Of Plastics	9 815 904	52 047 301	6 684 241	38 120 704
581	Tubes, Pipes, And Hoses Of Plastics	3 144 167	12 750 496	18 481 918	70 767 892
582	Plates, Sheets, And Film Of Plastics	34 189 675	172 405 248	86 563 513	451 362 217
583	Monofilament And Rod Of Plastics	273 130	1 979 802	1 174 515	8 039 059
591	Disinfectants, Insecticides, And Fungicides Put In Forms	4 490 981	34 144 231	27 517 728	159 832 071
592	Starches, Inulin, And Wheat Glutenal Buminoidal Substances; Glues	102 950 953	598 986 229	74 806 420	429 937 558
593	Explosive And Pyrotechnic Products	9 458 249	21 336 405	12 174 316	57 929 786
597	Additive For Mineral Oils	11 617 314	61 723 697	40 073 353	212 364 454
598	Miscellaneous Chemical Products	34 581 970	215 287 117	95 184 349	567 906 842
611	Leathers	4 105 440	22 545 434	36 478 701	202 422 290
612	Manufactures And Composition Leathers	24 726	261 842	219 908	2 112 573
613	Furskins, Tanned Or Dressed	4 541	33 495	253 497	1 831 121
621	Materials Of Rubber	5 133 436	27 766 805	34 469 681	176 348 256
625	Rubber Tyre,tyre Cases,tyre Treads,inner Tubes, And Tyre Flaps	13 683 897	75 331 700	64 652 498	370 732 359
629	Articles Of Rubbers	6 298 928	33 524 240	44 155 689	275 784 722
633	Cork Manufactures	63 889	459 451	257 467	1 795 459
634	Veneers,plywood,improved/reconstituted Wood Worked	50 594 524	319 645 220	22 028 404	143 061 127
635	Wood Manufactures	1 210 805	7 158 164	2 175 064	13 315 443
641	Papers And Paperboards	50 229 686	290 224 357	78 620 968	421 244 857
642	Paper And Paperboard Cut To Size/shape And Article Of Papers	8 777 832	49 461 602	21 909 304	147 662 273
651	Textile Yarns	18 308 805	104 856 045	58 040 151	335 158 439
652	Cotton Fabrics, Woven	9 119 804	54 805 647	86 529 848	534 663 081
653	Fabrics, Woven, Of Man-made Fibres	13 287 823	70 825 130	105 987 666	602 586 947
654	Textile Fabrics, Woven, Other Than Of Cotton Or Man-made Fibres	654 630	3 845 863	8 602 924	40 010 667
655	Knitted Or Crocheted Fabrics	13 114 185	78 856 404	107 337 409	656 382 485
656	Tulle,lace,embroidery,ribbons,trimmings And Other Small Wares	1 621 967	9 492 823	20 470 329	125 408 988
657	Special Yarns,textile Fabrics	16 764 015	96 494 511	84 271 773	486 736 876
658	Made-up Articles, Wholly/chiefly Of Textile Materials	1 880 544	11 644 917	4 968 378	27 342 191
659	Floor Coverings	3 465 398	16 302 717	6 438 684	33 193 988
661	Lime,cement And Fabricated Construction Materials	350 809 277	1 854 426 870	25 266 498	137 420 088
662	Clay And Refactory Construction Materials	81 090 390	360 315 968	30 984 000	149 790 026
663	Mineral Manufactures	20 631 457	118 576 269	24 380 534	175 371 729
664	Glass	22 643 526	116 078 838	20 403 776	116 109 959
665	Glassware	21 436 460	81 674 485	16 335 128	70 228 822
666	Pottery	2 053 289	14 283 810	1 669 134	8 962 884
667	Pearl, Precious And Semi Precious Stones	3 304	28 700	109 330	559 909
671	Pig Iron,spiegeleisen,sponge Iron, And Ferro-alloys	58 627 399	272 994 452	23 914 395	169 197 147
672	Ingots And Other Iron/steel In Primary Forms	284 214 406	2 096 654 539	197 896 025	1 351 466 802
673	Flat Rolled Products, Not Clad	319 023 015	1 859 037 423	303 875 255	1 587 823 676
674	Flat Rolled Products, Clad Or Plated	79 648 106	442 106 029	87 760 067	497 224 951

**I-2. IMPOR MENURUT GOLONGAN BARANG SITC / IMPORT BY SITC COMMODITY GROUPS**  
**\*\*\* JUNI/JUNE 2012 \*\*\***

SITC	Uraian golongan barang Group description	Berat bersih/ Net weight (Kg)		Nilai/ Value C.I.F (US\$)	
		Bulan ini Current month	Kumulatif Cum.Jan.to date	Bulan ini Current month	Kumulatif Cum.Jan.to date
<b>C. By Commodity 3 digit SITC</b>					
675	Flat Rolled Products And Alloy Steels	54 573 967	293 493 701	78 205 223	455 749 029
676	Iron/steel Bars, Rods, Angels, Shaped And Sections	141 484 622	748 671 255	129 697 199	731 415 531
677	Rail/railway And Tractor Construction Of Iron/steel Materials	8 711 240	20 938 895	11 653 796	28 322 095
678	Wire Of Iron/steel	14 246 385	91 848 090	21 489 604	135 588 199
679	Tubes, Pipes, Hollow Profile, Pipe Fitting Of Iron/steel	81 897 248	588 563 741	163 625 512	1 223 546 227
681	Silver, Platinum, And Other Metal Of The Platinum Groups	11 705	114 772	1 386 429	11 610 604
682	Copper	25 314 328	104 334 539	144 458 855	742 456 020
683	Nickel	345 834	1 599 672	4 192 975	18 451 733
684	Aluminium	49 719 735	316 578 192	139 127 442	871 707 583
685	Lead	7 755 079	43 192 501	17 235 608	94 470 532
686	Zinc	11 438 303	73 288 919	24 372 330	158 778 950
687	Tin	168 175	1 408 713	2 666 445	14 783 721
689	Miscellaneous Non-ferrous Basemetals Employed In Metallurgy	392 987	2 427 687	11 467 955	50 573 644
691	Structures And Parts Of Iron/steel Or Aluminium	17 378 635	74 813 355	36 234 489	167 917 503
692	Metal Containers For Storage And Transportations	4 891 071	24 237 966	21 141 528	97 623 930
693	Wire Products And Fencing Grills	6 642 559	35 190 995	14 906 616	80 215 032
694	Nails, Screws, Nuts, Bolts, Rivets Of Iron/steel Or Copper	14 739 332	69 680 896	67 281 255	362 101 703
695	Tools For Used In The Hand Or In Machines	6 053 757	35 242 144	56 760 960	279 639 415
696	Cutlery	1 691 427	7 817 080	6 913 469	26 283 852
697	Household Equipment Of Base Metals	6 601 528	31 210 448	15 774 162	79 068 320
699	Manufactures Of Base Metals	46 345 012	200 782 731	148 988 581	704 134 622
711	Steam And Other Vapour Generating Boilers And Parts	8 985 793	47 184 673	28 729 829	281 114 417
712	Steam Or Other Generating Boilers And Parts	3 750 906	16 443 023	17 165 453	162 042 056
713	Internal Combustion Piston Engines And Parts	19 023 969	109 166 445	198 498 890	1 105 354 783
714	Engines And Motors, Non-electric And Parts	1 336 355	3 466 517	79 870 738	354 061 751
716	Rotating Electric Plants And Parts	17 666 048	83 096 850	136 150 441	554 660 436
718	Other Power Generating Machines And Parts	835 706	7 034 215	8 786 316	70 860 638
721	Agricultural Machinery And Parts	2 574 346	14 712 639	20 359 798	113 649 242
722	Tractors	625 853	4 609 874	4 657 541	33 473 751
723	Civil Engineering And Contractor Plants And Equipments/parts	450 993 746	738 399 518	382 564 509	2 177 632 219
724	Textile/leather Machinery And Parts	10 001 658	63 450 185	92 687 079	524 658 295
725	Papermill/pulpmill Machinery And Paper Cutting Machines	2 718 849	13 621 836	39 036 036	217 242 916
726	Printing/book Binding Machinery And Parts	4 553 208	31 816 762	103 693 796	538 868 614
727	Food Processing Machines And Parts	5 755 407	30 454 679	51 210 481	269 474 716
728	Other Machines And Equipment Specialized For Particular Industry	19 234 561	116 077 722	190 708 457	1 186 236 970
731	Machine Tools By Removing Metal	3 647 045	20 459 357	56 554 019	282 968 847
733	Machine Tool For Working Metals	4 892 973	29 040 931	38 193 901	220 350 315
735	Parts Of Machine Tools	857 818	3 414 348	12 658 957	72 532 004
737	Metalworking Machinery And Parts	4 035 853	24 933 581	25 188 824	195 182 557
741	Heating And Cooling Equipments And Parts	22 720 521	114 557 637	176 187 012	872 307 907
742	Pumps For Liquid And Parts	9 898 891	47 881 673	103 361 179	528 567 986
743	Pumps, Compressors, Fans, Blowers, Centrifuges, And Parts	16 239 590	79 148 530	115 485 964	662 008 465
744	Mechanical Handling Equipments And Parts	28 486 515	143 202 465	158 431 140	754 565 923
745	Other Non-electrical Machinery, Tools, And Mechanical Apparatus	4 194 179	21 502 511	49 216 971	312 472 345
746	Ball Or Roller Bearings	4 477 582	23 797 981	46 890 998	256 280 685
747	Taps, Cocks, And Valves For Pipes	6 299 000	31 609 886	74 668 581	399 691 007
748	Transmission Shafts And Cranks	12 264 303	64 374 253	108 604 698	616 057 248
749	Non-electric Parts And Accessories Of Machineries	3 531 190	19 546 739	47 982 369	283 389 333
751	Office Machines	1 307 026	10 653 691	11 344 401	90 470 295
752	Automatic Data Processing Machines And Their Units	5 207 904	28 251 128	261 801 630	1 329 347 561
759	Parts And Accessories For Machine Of Heading 751 Or 752	3 025 250	18 491 100	99 492 278	466 000 316
761	Television Receivers	855 671	3 863 408	19 887 945	91 822 493
762	Radio Broadcast Receivers	425 281	1 312 609	9 089 965	37 573 898
763	Sound Recorders Or Reproducers	283 769	1 600 817	10 411 841	51 619 741
764	Telecommunication Equipments And Parts	12 866 865	69 528 894	605 772 026	3 304 422 623
771	Electric Power Machinery And Parts	7 432 082	31 017 739	61 069 791	344 645 513
772	Electrical Apparatus For Making And Breaking Electrical Circuits	9 735 760	52 926 024	197 392 908	1 262 142 963
773	Equipment For Distributing Electricity	10 432 797	63 976 156	144 570 014	580 583 474
774	Electrical Apparatus For Medical Purposes And Radiological	161 208	813 154	12 047 185	55 752 125
775	Household Type, Electrical/non-electrical Equipments	10 492 227	54 670 021	46 293 942	264 350 335
776	Thermionic, Cold Cathode, And Photo Cathode Valves/tubes	4 797 867	26 602 275	228 720 176	1 292 532 078
778	Electrical Machinery And Apparatus	17 809 611	102 484 499	235 289 229	1 287 729 294
781	Passenger Motor Cars	24 338 825	117 404 003	302 849 684	1 426 534 125
782	Motor Vehicle For The Transportation Of Goods	40 899 858	225 849 057	450 332 365	2 517 341 404
783	Road Motor Vehicles	2 223 721	11 115 259	15 930 414	103 377 275
784	Parts And Accessories Of The Motor Vehicles	28 228 087	154 906 735	279 851 947	1 494 080 277
785	Motorcycles, Scooters, And Other Cycles Motorized/non Motorized	21 796 724	113 046 061	77 278 149	449 743 899
786	Trailers And Other Vehicles, Not Motorized	3 870 395	20 121 013	9 010 017	43 525 384
791	Railway Vehicles And Associated Equipments	969 301	12 131 611	4 924 516	41 725 159
792	Aircraft And Associated Equipments And Parts	477 515	3 280 505	402 281 943	2 350 344 433
793	Ships, Boats, And Floating Structures	73 525 590	619 930 401	145 577 242	910 343 824
811	Prefabricated Buildings	2 676 753	12 906 761	2 683 821	31 512 350
812	Sanitary, Plumbing, Heating, And Lighting Fixtures/fittings	2 483 973	11 460 195	5 187 937	34 193 287
813	Lighting Fixtures And Fittings	3 414 961	15 654 675	14 340 856	69 177 904
821	Furnitures And Parts	13 121 090	63 673 019	37 640 502	178 922 721
831	Travel Goods	3 576 555	16 298 422	17 585 389	87 910 688
841	Men's Coats/jackets, Not Knitted	713 469	2 754 145	4 061 854	24 199 001

**I-2. IMPOR MENURUT GOLONGAN BARANG SITC / IMPORT BY SITC COMMODITY GROUPS**  
**\*\*\* JUNI/JUNE 2012 \*\*\***

SITC	Uraian golongan barang <i>Group description</i>	Berat bersih/ <i>Net weight</i> (Kg)		Nilai/ <i>Value C.I.F</i> (US\$)	
		Bulan ini <i>Current month</i>	Kumulatif <i>Cum.Jan.to date</i>	Bulan ini <i>Current month</i>	Kumulatif <i>Cum.Jan.to date</i>
<b>C. By Commodity 3 digit SITC</b>					
842	Women's Coats/jacket, Not Knitted	935 036	3 585 449	7 381 800	35 021 101
843	Men's Coats/jackets, Knitted	455 867	2 031 692	2 118 846	16 042 220
844	Women's Coats/jackets, Knitted	1 953 503	6 142 787	6 968 550	29 711 828
845	Articles Of Apparel	1 330 536	4 929 214	9 676 183	51 559 431
846	Clothing Accessories Of Textiles Fabrics	421 169	2 406 559	5 112 662	31 374 241
848	Articles Of Apparel And Clothing Accessories Of Other Than Textile	4 525 223	22 737 899	19 798 419	106 830 043
851	Footwears	6 171 564	33 087 021	38 499 978	209 315 088
871	Optical Instrument And Apparatus	300 041	709 676	10 225 104	33 571 432
872	Medical Instruments And Appliances	1 274 278	9 308 303	18 186 033	94 226 401
873	Meters And Counters	1 111 930	6 965 725	23 627 190	143 929 347
874	Measuring, Checking, Analysing, And Controlling Instrument And	4 070 881	19 133 569	99 343 860	486 743 759
881	Photographic Apparatus And Equipments	224 829	2 014 646	3 080 809	27 860 909
882	Photographic And Chinematographic Supplies	1 020 549	8 085 645	6 599 706	41 337 315
883	Cinematograph Film, Exposed And Developed	1 472	16 088	105 589	1 111 658
884	Optical Goods	559 408	2 931 353	17 509 293	99 268 428
885	Watches And Clocks	584 411	2 813 353	4 000 723	21 525 751
891	Arms And Ammunitions	21 596	1 882 920	4 862 354	88 360 464
892	Printed Matter	1 568 873	9 540 495	17 461 555	143 842 615
893	Article Of Plastics	20 750 861	105 582 623	76 543 460	424 372 027
894	Baby Carriages, Toys, Games, And Sporting Goods	7 557 695	35 987 817	22 758 318	108 628 615
895	Office And Stationery Supplies	2 506 754	15 262 449	11 068 099	66 145 348
896	Works Of Art, Collectors Pieces And Antiques	196 122	390 120	250 173	1 560 428
897	Jewellery, Goldsmith, Silversmith Wares, And Other Articles	575 918	3 082 843	4 047 636	24 000 036
898	Musical Instrument And Parts/accessories	1 989 015	12 219 553	25 362 423	176 740 177
899	Other Miscellaneous Manufactured Articles	7 350 485	38 009 783	47 783 704	296 078 571
961	Coin Not Being Legal Tender	0	274	0	1 327
971	Gold, Non-monetary	692	3 964	4 304 835	20 337 310
<b>TOTAL IMPORT</b>		<b>12 279 593 528</b>	<b>67 683 379 783</b>	<b>16 727 521 763</b>	<b>96 449 199 171</b>

## I.3. IMPOR MENURUT KOMODITI / IMPORT BY HS COMMODITY

\*\*\* JUNI/JUNE 2012 \*\*\*

HS	Uraian Komoditi Commodity Description	Berat Bersih / Net Weight (Kg)		Nilai / Value C.I.F (US\$)	
		Bulan ini Current Month	Kumulatif Cum.Jan. to date	Bulan ini Current Month	Kumulatif Cum.Jan. to date
0102210000	Live cattle, pure-bred breeding animals	0	1 001 800	0	2 882 044
0102291010	Live male oxen, other than pure-bred breeding animals	11 495 742	35 847 232	31 552 870	100 144 458
0102299000	Live cattle not male, other than pure-bred breeding animals	1 250	1 250	2 863	2 863
0102901000	Other live bovine animal, pure-bred breeding animals	0	21 283 935	0	62 955 990
0103100000	Live swine, pure-bred breeding animals	1 600	1 600	15 980	15 980
0104201000	Live goats, pure-bred breeding animals	0	6 561	0	183 544
0105119000	Live fowls spec Gallus domesticus, weight <=185g, oth than breeding	0	36	0	1 148
0105159000	Live guinea fowls, weight <=185 g, other than breeding	0	6	0	69
0106200000	Live reptiles (including snakes and turtles)	0	246	0	15 674
0106320000	Live psittaciformes (including parrots, parakeets, macaws and cocka	0	176	0	2 892
0106390000	Other live birds	1 276	9 194	22 104	185 993
0106900000	Other live animals	18	719	58	15 063
0201200000	Other cuts with bone in of bovine animals, fresh or chilled	1 228	26 120	6 781	96 957
0201300000	Boneless of bovine animals, fresh or chilled	351 353	1 267 011	1 910 471	6 727 153
0202100000	Carcasses and half-carcasses of bovine animals, frozen	0	114 096	0	487 609
0202200000	Other cuts with bone in of bovine animals, frozen	223 908	796 451	584 162	2 365 895
0202300000	Boneless of bovine animals, frozen	5 601 350	17 330 127	23 348 002	72 140 616
0203190000	Other meat of swine, fresh or chilled	0	19 609	0	126 118
0204100000	Carcasses & half-carcasses of lamb, fresh or chilled	0	12 612	0	64 769
0204220000	Other cuts of sheep, with bone in, fresh or chilled	0	7 464	0	90 286
0204230000	Boneless meat of sheep, fresh or chilled	91	2 569	1 362	29 144
0204300000	Carcasses and half-carcasses of lamb, frozen	0	16 000	0	52 140
0204410000	Carcasses and half-carcasses of sheep, frozen	18 670	85 139	113 015	476 219
0204420000	Other cuts of sheep with bone in, frozen	68 264	254 255	659 123	2 249 411
0204430000	Boneless meat of sheep, frozen	66 134	205 660	532 317	1 477 938
0206100000	Edible offal of bovine animals, fresh or chilled	2 530	2 913	6 602	7 948
0206210000	Tongue of bovine animals, frozen	210 780	383 424	577 729	1 014 709
0206220000	Livers of bovine animals, frozen	156 635	1 200 559	347 010	2 430 986
0206290000	Other edible offal of bovine animals, frozen	1 050 025	3 409 334	2 729 528	8 451 601
0207149900	Cuts & offal of fowl spc Gallus domestcs, not mechanically deboned/sepr	6 558	6 558	30 665	30 665
0207250000	Meat and edible offal of turkeys, not cut in pieces, frozen	23 912	112 705	69 646	324 406
0207420000	Meat and edible offal of ducks, not cut in pieces, frozen	22 496	93 243	54 553	129 959
0207430000	Fatty livers of ducks, fresh or chilled	0	5 656	0	153 502
0207450000	Other meat and edible offal of ducks, frozen	0	1 174	0	31 876
0210199000	Other meat of swine, salted, in brine, dried or smoked	0	1	0	224
0210200000	Meat of bovine animals, salted, in brine, dried or smoked	101 810	101 810	203 620	203 620
0210992000	Dried pork skin, salted, in brine, dried or smoked	0	1	0	26
0210999000	Oth meat & edible, incl. frours & meals salted, in brine, dried or sm	10 560	33 866	83 044	295 067
0301199000	Live marine ornamental fish, other than fry	0	1 176	0	14 956
0301992100	Other live fry fish, for breeding	0	743	0	24 225
0302290000	Oth flat fish, excl. fillet, liver & roes, fresh or chilled	8	228	175	5 329
0302390000	Oth tunas, excl. fillets, livers & roes, fresh or chilled	0	87 750	0	53 818
0302440000	Mackerel, excl. fillets, livers & roes, fresh or chilled	0	81 135	0	77 061
0302510000	Cod, excluding fillets, livers & roes, fresh or chilled	0	9 208	0	110 530
0302729010	Pangasius, excl. fillets, livers and roes, fresh or chilled	0	12	0	8
0302810000	Dogfish & oth sharks, excl. fillets, livers and roes, fresh or chilled	0	21 100	0	70 740
0302900000	Livers and roes of fish, excl. fillets, fresh or chilled	0	24	0	567
0303120000	Oth pacific salmon, excl. fillet, liver and roes, frozen	78 000	277 336	240 819	1 274 303
0303130010	Atlantic salmon, excl. fillets, livers and roes, frozen	38 330	204 637	229 860	1 386 070
0303190000	Other salmonidae, excl. fillets, livers and roes, frozen	25 000	47 635	22 750	55 265
0303260000	Eels, excl. fillets, livers & roes, frozen	0	5 000	0	5 000
0303290000	Nile perch and snakeheads, excl. fillets, livers and roes, frozen	0	19 958	0	136 197
0303390000	Oth flat fish, excl. fillets, livers & roes, frozen	0	20 360	0	79 405
0303410000	Albacore/longfinned tunas, excl. fillet, livers and roes, frozen	25 000	175 750	84 625	525 000
0303420000	Yellowfin tunas, excl. fillet, liver & roes, frozen	478 105	1 348 995	1 093 065	3 048 540
0303430000	Skipjack or stripe-bellied bonito, excl. fillets, livers and roes, frozen	3 225 060	4 822 019	7 198 500	10 495 250
0303440000	Bigeye tunas, excl. fillets, livers and roes, frozen	0	8 612	0	247 225
0303490000	Oth tunas, excl. fillets, livers & roes, frozen	0	29 589	0	165 128
0303510000	Herring clupea harengus, clupea pallasii, excl. fillets, livers and roes,	0	10	0	209
0303530000	Sardines, sardinella, brisling or spart, excl. fillets, livers and roes, fr	7 080 086	24 845 830	4 240 305	14 348 342
0303540010	Mackerel, excl. fillets, livers and roes, frozen	1 264 990	6 753 864	983 218	4 982 453
0303540020	Pacific mackerel, excl. fillets, livers and roes, frozen	4 795 710	19 856 124	3 690 791	15 033 591
0303550000	Jack and horse mackerel, excl. fillets, livers and roes, frozen	20 000	3 097 681	8 241	1 913 987
0303570000	Swordfish (xiphias gladius), excl. fillets, livers and roes, frozen	25 000	71 630	62 500	179 075
0303630000	Cod (gadus morhua, ogac, macrocephalu), excl. fillets, livers and ro	0	6 917	0	74 725
0303690000	Other marine fish, excl. fillets, livers and roes, frozen	0	38 003	0	90 871
0303810000	Dogfish and other sharks, excl. fillets, livers and roes, frozen	27 464	87 675	120 721	561 239
0303891510	Indian mackerel, excl. fillets, livers and roes, frozen	0	74 999	0	47 487
0303891920	Marlin, excl. fillets, livers and roes, frozen	0	1 160	0	1 624
0303891990	Other marine fish, excl. fillets, livers and roes, frozen	0	309 713	0	467 258
0303892900	Other fish, not marine fish, excl. fillets, livers and roes, frozen	0	177 035	0	171 337

I.3. IMPOR MENURUT KOMODITI / IMPORT BY HS COMMODITY

\*\*\* JUNI/JUNE 2012 \*\*\*

HS	Uraian Komoditi Commodity Description	Berat Bersih / Net Weight (Kg)		Nilai / Value C.I.F (US\$)	
		Bulan ini Current Month	Kumulatif Cum.Jan. to date	Bulan ini Current Month	Kumulatif Cum.Jan. to date
0304320010	Pangasius fillets (whether or notminced), fresh or chilled	0	114 000	0	338 580
0304320090	Other catfish fillets (whether or notminced), fresh or chilled	0	192 711	0	618 130
0304390000	Carp, eels and snakeheads fillets(whether/not minced), fresh or cf	0	78 110	0	64 359
0304410000	Fillets of Pacific, Atlantic andDanube salmon, fresh or chilled	0	298	0	12 903
0304490000	Fillets of other fish, fresh or chilled	28 587	164 387	76 128	458 698
0304520000	Salmonidae meat (whether or notminced), fresh or chilled	10	66	214	1 350
0304620010	Pangasius fillets, frozen	0	507 800	0	1 347 764
0304620090	Other catfish fillets, frozen	0	30 200	0	98 910
0304690000	Carp, eels, and snakeheads fillets,frozen	0	32 808	0	383 273
0304790000	Other fish fillets of familybregmacerotidae, etc., frozen	0	20 400	0	73 581
0304810010	Frozen fillets of red salmon	58	58	992	992
0304830000	Frozen fillets of flat fish	45 180	148 120	65 652	216 968
0304870000	Frozen fillets of tunas, skipjack orstripe-bellied bonito	0	102 598	0	255 350
0304890000	Frozen fillets of other fish	7 588	36 037	91 164	332 735
0304950000	Meat of fish of familiesbregmaceritidae,etc.,frozen	8 669	26 007	42 637	129 045
0304990090	Meat of other fish,(whether or not minced), frozen	70 000	713 532	87 630	708 762
0305100000	Flours, meals, and pellats of fish, fitfor human consumption	3 247	9 121	53 542	128 282
0305209000	Livers&roes of fish, oth than freshwaterfish, dried, smoked, salted	0	7 142	0	7 282
0305399000	Fish fillets, dried,salted,but notsmoked	0	5 202	0	27 727
0305410000	Pacific salmon, smoked, incl.fillets,other than edible fish offal	0	16 534	0	171 849
0305620000	Cod, salted but not dried/smoked & inbrine, other than edible fish	0	1 334	0	48 605
0305710000	Shark fins, fit for human consumption	10 307	32 396	169 146	698 304
0306110000	Rock lobsters and other sea crawfish,frozen, fit for human consum	0	18 105	0	52 594
0306141000	Soft shell crabs, frozen, fit for humanconsumption	0	7 674	0	61 533
0306149000	Other crabs, frozen, fit for humanconsumption	471 136	2 257 840	4 336 911	19 489 843
0306150000	Norway lobster, frozen, fit for humanconsumption	0	2 300	0	4 630
0306160000	Cold water shrimps and prawns, frozen,fit for human consumptio	82 574	919 535	387 853	4 063 149
0306171010	Giant tiger prawns with head, frozen,fit for human consumption	0	9 501	0	65 118
0306171020	Giant tiger prawns headless, frozen, fitfor human consumption	46 116	244 152	220 223	2 071 840
0306171090	Other giant tiger prawns, frozen, fitfor human consumption	3 304	28 392	77 515	235 028
0306173000	Giant river prawns, frozen,fit for human consumption	0	7 699	0	83 046
0306179000	Other shrimps and prawns, frozen,fit for human consumption	13 200	183 517	165 440	1 654 626
0306190000	Other crustac,incl flours,meals&pelletsof crustac,fit for human cor	485	67 385	2 068	761 582
0306249100	Crabs, dried, in airtight container, notfrozen	0	37	0	105
0306249990	Crabs, dried, not boiled, not inairtight container, not frozen	0	16 558	0	361 183
0306250000	Norway lobster, not frozen	0	200	0	3 720
0306271200	Whiteleg shrimps, breeder	0	1 676	0	48 297
0306272200	Whiteleg shrimps,other than breeder,live	1 676	3 876	50 321	103 070
0306299900	Crustaceans, flours, meal and pellets,in other than airtight contain	8 038	18 045	42 254	113 121
0307191000	Oysters, frozen	14 100	48 101	41 736	199 943
0307291000	Scallops, frozen	58 085	264 850	131 078	713 058
0307491000	Cuttle fish and squid, frozen	93 435	1 101 953	201 195	1 334 674
0307591000	Octopus, frozen	68 827	293 266	68 827	633 473
0307602000	Snails, other than sea snails, fresh,chilled or frozen	0	48 880	0	46 768
0307991000	Oth molluscs;incl flours, meals&pellets,for human consumption, fr	0	72 000	0	151 760
0401101000	Milk&cream of a fat <=1%, not addedsugar/sweet,not concentrate	18 790	47 896	18 527	97 990
0401109000	Milk&cream of a fat <=1%, not addedsugar/sweet, not in liquid for	0	85 428	0	260 568
0401201000	Milk&cream of 1%?a fat_6%, not addedsugar/sweet,not concentr	750	129 503	5 777	201 471
0401209000	Milk&cream of 1%?a fat_6%, not added sugar/oth sweet, not in lic	100	39 738	867	54 892
0401401000	Milk&cream of 6%?a fat_10%, not addedsugar/sweet,not concent	40 320	195 819	39 756	470 346
0401409000	Milk&cream of 6%?a fat_10%, not addedsugar/sweet, in other for	94 531	805 657	262 472	2 379 052
0401501000	Milk and cream of a fat >10%, not addedsugar/sweet,not concentr	168 707	732 342	413 461	1 986 898
0401509000	Milk and cream of a fat >10%, not addedsugar/sweet, not in liquid	40 900	111 902	117 318	334 736
0402104100	Milk&cream of fat_1,5%,in solid form, noadded sugar/sweet, cont	10 106 065	53 597 108	33 354 216	182 021 783
0402104900	Milk&cream of fat_1,5%,in solid form, noadded sugar/sweet, cont	200 000	950 000	613 900	3 108 985
0402109100	Milk&cream of fat_1,5%,in solid form,added sugar/sweet, contain	717 700	7 589 450	2 114 649	24 156 104
0402109900	Milk&cream of fat_1,5%,in solid form,added sugar/sweet, contain	864 019	2 840 666	3 429 614	9 903 874
0402212000	Milk&cream fat >1,5%,in solid form, notadded sugar/sweet, conta	3 504 175	20 348 202	12 274 877	77 141 820
0402219000	Milk&cream fat >1,5%,in solid form, notadded sugar/sweet, conta	1 301 276	8 669 417	5 384 098	34 182 307
0402292000	Milk&cream fat >1,5%,in solid form,added sugar/sweet, contain v	216 800	2 923 825	818 017	10 010 873
0402299000	Milk&cream fat >1,5%,in solid form,added sugar/sweet, contain v	1 046 989	5 284 512	9 428 531	46 813 816
0402910000	Other milk&cream, not containing addedsugar/other sweetening	41 245	77 245	122 617	240 697
0402990000	Other milk&cream, containing addedsugar/other sweetening	1 100 133	2 471 563	1 492 123	3 294 455
0403102000	Yoghurt in liquid form,whether/notcondensed,contain flavour/not	0	70	0	131
0403109000	Yoghurt in not liquid form, containfruits,nuts, cocoa, flavour/not	37 922	117 020	96 805	307 362
0403901000	Buttermilk, concentrated/add sugar/sweetcontaining fruits,nuts, c	814 400	2 349 911	2 419 464	7 664 873
0403909000	Curdled milk&cream,kephir&oth fermented/acidified milk&cream	7 882	152 210	16 778	363 657
0404100000	Whey&modified whey, whether/notconcentrated/added sugar/sw	10 824 492	48 751 665	24 030 712	105 274 202
0404900000	Products consist natural milk;whether/not added sugar/sweet, n.e	304 068	1 695 474	852 498	5 601 840
0405100000	Butter	831 036	3 994 342	3 431 426	18 477 390
0405200000	Dairy spreads	0	3 645	0	8 668



I.3. IMPOR MENURUT KOMODITI / IMPORT BY HS COMMODITY

\*\*\* JUNI/JUNE 2012 \*\*\*

HS	Uraian Komoditi Commodity Description	Berat Bersih / Net Weight (Kg)		Nilai / Value C.I.F (US\$)	
		Bulan ini Current Month	Kumulatif Cum.Jan. to date	Bulan ini Current Month	Kumulatif Cum.Jan. to date
0405901000	Anhydrous butterfat	687 389	3 027 209	3 221 538	15 008 609
0405902000	Butter oil	39 200	58 800	192 924	319 242
0405909000	Other fats and oils derived from milk	67 200	201 738	310 397	909 174
0406101000	Fresh (unripened or uncured) cheese,including whey cheese	868 647	4 612 876	3 565 389	19 424 723
0406102000	Curd	0	995	0	99
0406201000	Grated/powdered cheese,of all kinds,in packages of a gross weigh	19 600	70 120	197 008	593 969
0406209000	Grated/powdered cheese,of all kinds,in packages of a gross weigh	12 490	168 521	78 023	934 748
0406300000	Processed cheese,not grated or powdered	727 627	2 449 166	3 766 738	12 501 327
0406900000	Other cheese	666 651	2 799 680	2 897 711	11 911 330
0408110000	Egg yolks, whether/not containing added sugar/oth sweetening, d	67 180	253 042	351 975	1 296 700
0408190000	Egg yolks, whether/not containing added sugar/oth sweetening, ot	0	16 400	0	50 401
0408910000	Birds' eggs, not in shell, whether/notcontaining added sugar/swee	40 160	300 013	222 838	1 689 230
0409000000	Natural honey	259 816	1 179 647	1 058 464	4 946 498
0410001000	Birds' nests, edible	0	70	0	36 201
0410009000	Other edible products of animal origin,not elsewhere specified or i	950	1 119	36 814	50 860
0501000000	Human hair, unworked, whether or notwashed or scoured; waste	6 760	29 410	1 272 095	4 431 176
0502900000	Badger hair and other brush making hairand waste thereof	176 963	576 942	1 014 207	3 101 507
0505101000	Duck feathers and down, of a kind usedfor stuffing	108 198	468 013	3 433 867	16 593 788
0505109000	Feathers and down other than duck,of a kind used for stuffing	2 043	8 010	161 126	503 632
0505901000	Duck feathers and down, used other thanfor stuffing	22 038	142 459	558 695	3 322 106
0505909000	Other skins&parts of birds; powder&waste of feather, used oth th	628 420	2 686 806	481 570	2 112 558
0508001000	Coral&similar material,unworked/simplelyprepared but not otherwi	2 000	4 000	40 000	80 000
0508002000	Shells of molluscs, crustaceans/echinoderms,unworked/simplely pre	0	110 404	0	299 650
0508009000	Cuttle-bone,unworked/simplely preparednot cut to shape,powder&	0	176 615	0	80 608
0511100000	Bovine semen	0	45	0	27 644
0511910030	Artemia egg (brine shrimp egg)	6 120	46 685	389 036	1 530 435
0511910090	Oth product of fish or crustaceans,molluscs or oth.aquatic invertal	16 700	260 337	86 250	339 078
0511991000	Domestic animal semen	110	737	14 996	143 248
0511993000	Natural sponges	5	13	63	132
0511999000	Other animal products not elsewhere specified or included	889 610	3 490 370	768 418	3 125 163
0601100000	Bulbs, tubers, tuberous roots, corms,crowns & rhizomes, dormant	47 146	296 303	18 360	213 131
0601209000	Bulbs,tubers,tuberous roots, corms,crowns & rhizomes, in growth,	8 454	91 466	10 845	153 472
0602109000	Unrooted cutting and slips of oth plants	0	28 392	0	24 600
0602902000	Orchid seedlings	0	3 054	0	32 136
0602907000	Leatherleaf ferns	0	11 380	0	16 490
0602909000	Other live plants (incl their roots),cuttings&slips; mushroom spawr	19 386	110 807	260 918	1 394 319
0603140000	Chrysanthemums, fresh flowers of a kindsuitable for bouquets/orr	0	8 000	0	228 800
0603190000	Other fresh flowers of a kind suitable for bouquets/ornamental pu	0	454	0	339
0603900000	Cut flowers&flower cuds for bouquets/ornamental,dried,dyed,ble	2 871	5 889	43 896	68 222
0604201000	Mosses and lichens, of a kind suitablefor bouquets/ornamental, fr	0	31 185	0	85 748
0604209000	Foliage,branches&oth parts of plants,grasses,for bouquets/ornam	0	8 000	0	10 800
0604909000	Foliage,branches&oth part plant,grasses,for bouquets/ornamental	49	357	1 863	2 463
0701100000	Potatoes seed, fresh or chilled	1 040 000	1 137 650	1 140 737	1 330 100
0701900000	Potatoes, other than seed , fresh orchilled	4 822 435	24 146 314	2 898 471	15 079 337
0702000000	Tomatoes, fresh or chilled	8 376	91 731	29 147	129 624
0703101900	Onions,oth.than bulbs for propagation,fresh or chilled	4 699 891	29 656 465	1 904 642	11 589 132
0703102100	Shallots bulbs for propagation, fresh or chilled	597 000	1 472 000	282 024	698 170
0703102900	Shallots,oth than bulbs for propagation, fresh/chilled	4 923 547	87 962 954	1 688 666	39 275 138
0703209000	Garlic,oth than bulbs for propagation,fresh/chilled	33 025 607	203 732 286	17 256 159	111 292 879
0703901000	Bulbs of leeks & oth alliaceousvegetables,for propagation,fresh/ch	0	1 185	0	1 412
0703909000	Leeks&oth alliaceous vegetables,oth than bulbs for propagation, fi	137 686	431 383	146 544	413 324
0704101000	Cauliflowers, fresh or chilled	45 674	293 468	64 884	305 353
0704102000	Headed broccoli, fresh or chilled	42 158	335 091	68 153	452 388
0704200000	Brussels sprouts, fresh or chilled	11	102	37	338
0704901100	Cabbages, round (drumhead), fresh orchilled	0	576 140	0	287 115
0704901900	Cabbages, oth than round (drumhead),fresh or chilled	2 158	774 394	4 733	741 484
0704909000	Kohlrabi, kale and similar ediblebrassicas, fresh or chilled	105 040	462 837	98 289	444 933
0705110000	Cabbage lettuce (head lettuce), fresh or chilled	9 148	79 998	24 933	101 230
0705190000	Other lettuce, fresh or chilled	6 419	20 899	10 008	29 343
0706101000	Carrots, fresh or chilled	5 047 382	32 026 046	3 076 094	17 372 770
0706102000	Turnips, fresh or chilled	0	160	0	579
0706900000	Salad beetroot,salsify,celeriac,radishes & similar edible roots,fresh	185	3 035	664	4 462
0707000000	Cucumbers and gherkins, fresh/chilled	504	1 874	2 203	7 606
0708100000	Peas (Pisum sativum), shelled/unshelled, fresh/chilled	1 285 777	2 971 165	625 075	1 494 571
0708209000	Oth beans, shelled/unshelled, fresh/chilled	46 000	104 500	42 320	109 983
0708900000	Other leguminous vegetables, shelled/unshelled, fresh or chilled	34 618	222 854	44 444	295 449
0709200000	Asparagus, fresh or chilled	0	1 443	0	1 963
0709300000	Aubergines (egg-plants),fresh/chilled	11	22	35	74
0709400000	Celery oth than celeriac,fresh/chilled	14 950	62 868	22 288	96 795
0709510000	Mushrooms of the genus Agaricus, freshor chilled	36 552	124 868	70 063	225 154
0709591000	Truffles, fresh or chilled	0	115 520	0	154 726

I.3. IMPOR MENURUT KOMODITI / IMPORT BY HS COMMODITY

\*\*\* JUNI/JUNE 2012 \*\*\*

HS	Uraian Komoditi Commodity Description	Berat Bersih / Net Weight (Kg)		Nilai / Value C.I.F (US\$)	
		Bulan ini Current Month	Kumulatif Cum.Jan. to date	Bulan ini Current Month	Kumulatif Cum.Jan. to date
0709599000	Oth mushrooms, fresh or chilled	76 056	537 167	109 823	810 313
0709601000	Chillies (fruits of genus Capsicum),fresh or chilled	209 199	1 717 705	173 619	1 523 181
0709609000	Oth fruits of the genus Capsicum or ofthe genus Pimenta, fresh or	941	513 423	1 448	456 746
0709700000	Spinach, New Zealand spinach & orachespinch (garden spinach), i	817	14 082	862	18 178
0709910000	Globe artichokes, fresh or chilled	0	28	0	49
0709930000	Pumpkins,aquash&gourds (Cucurbita spp.), fresh or chilled	86	530	306	1 743
0709990000	Other vegetables, fresh or chilled	14 641	219 359	16 476	247 117
0710100000	Potatoes (uncooked or steamed/boiledcooked), frozen	484 894	3 144 094	439 897	2 989 175
0710210000	Peas (Pisum sativum), shelled/unshelled,uncooked or steamed/bo	28 012	293 724	36 489	373 358
0710220000	Beans (Vigna spp.Phaseolus spp), shelled/unshelled,uncooked/ste	3 104	3 388	8 232	9 614
0710290000	Other leguminous vegetables, shelled/unshelled, uncooked/steam	65 681	692 184	86 755	856 897
0710300000	Spinach,New Zealand spinach and orachespinch (garden spinach)	5 202	19 448	14 386	56 720
0710400000	Sweet corn, uncooked/steamed/boiled,frozen	95 562	536 230	284 381	805 853
0710800000	Other vegetables,uncooked/steamed/boiled, frozen	7 340	317 986	15 023	407 932
0710900000	Mixtures of vegetables,uncooked/steamed/boiled, frozen	78 896	506 127	91 058	563 433
0711209000	Olives, provisionally preserved in otherpreservative solutions	0	411	0	3 622
0711409000	Cucumber&gherkins, provisionallypreserved in oth preservative sc	0	5 517	0	5 428
0711901000	Sweet corn, provisionally preserved	0	28 588	0	130 783
0711902000	Chillies (fruits of genus Capsicum),provisionally preserved	219 246	967 650	204 653	933 413
0711903900	Capers, provisionally preserved in other preservative solutions	0	90	0	108
0711909000	Other vegetables,provisionally preservedoth than by sulphur dioxi	10 775	219 594	10 527	181 605
0712200000	Onions, dried, whole, cut, sliced ,broken/in powder, but not further	400 547	2 345 102	897 332	5 888 798
0712310000	Mushrooms of genus Agaricus,dried,whole,broken/powder,but no	700	6 954	21 329	61 267
0712320000	Wood ears (Auricularia spp),dried,whole,broken/powder, but not i	61 995	146 058	68 667	168 806
0712330000	Jelly fungi ,dried,whole,cut, broken/in powder,but not further pre	23 400	71 320	25 740	78 652
0712391000	Truffles,dried,whole,cut,sliced,broken/in powder,but not further p	16 386	37 686	43 586	100 386
0712399000	Other mushrooms,dried,whole,cut,slice,broken/powder,but not fu	43 705	196 717	125 936	426 862
0712901000	Garlic,dried,whole,cut,sliced,broken/in powder,but not further pre	206 417	2 253 136	356 227	2 778 560
0712909000	Oth vegetables/mix of vegetables,dried,whole,broken/powd,but n	311 467	2 130 242	557 555	3 789 514
0713101000	Peas (pisum sativum),dried,shelled,wheth/not skinned/split, for sc	0	10 000	0	29 328
0713109000	Peas (pisum sativum),dried,shelled,wheth/not skinned/split, oth tl	565 776	5 697 750	213 775	2 381 446
0713209000	Chickpeas(garbanzos),dried,shelled,whether/not skinned, oth thar	102 000	150 210	54 002	100 213
0713319000	Beans (Vigna mungo hepper/Vigna radiatawilczek),dried,shelled,oi	6 712 059	39 533 022	4 970 397	30 103 008
0713329000	Small red(Adzuki) beans dried,shelled,whether/not skinned, oth th	24 000	48 728	20 520	42 079
0713331000	Kidney beans,incl white pea beans,dried,shelled,whether/not skini	0	98	0	895
0713339000	Kidney beans,incl white pea beans,dried,shelled, oth than for sowi	120 000	1 574 386	30 120	773 746
0713359000	Cow peas,dried,shelled,whether/notskinned/split, oth than for sov	117 975	955 137	91 373	566 313
0713399000	Oth beans, dried, shelled, whether/notskinned/split, oth than for s	387 500	1 294 960	313 250	1 039 391
0713409000	Lentils, dried, shelled, whether/notskinned/split, oth than for sowi	0	583	0	3 142
0713509000	Broad beans&horse beans,dried,shelled,whether/not skinned, oth	2 563 725	6 830 435	2 050 698	5 191 590
0713909000	Oth dried leguminous vegetables,shelled,whether/not skinned, otl	1 230 446	5 595 569	1 360 690	4 822 851
0714101100	Manioc (cassava),dried chips, sliced orin form of pellets	706 950	7 106 107	179 182	1 798 607
0714201000	Sweet potatoes, frozen	2 986	4 806	4 541	7 737
0714209000	Sweet potatoes, not frozen	0	4 197	0	5 465
0714409000	Taro (Colocasia spp.), not frozen	577	2 558	675	3 398
0714901900	Sago pith, not frozen	4 875	66 315	5 700	96 602
0714909900	Arrowroot,salep,Jerusalem artichokes,root w/ high starch/inulin, r	10 490	62 552	12 193	74 111
0801110000	Coconuts, desiccated, dried	22 706	22 706	45 175	45 175
0801120000	Coconuts, in the inner shell (endocarp), fresh	0	113	0	160
0801190000	Coconuts,oth than desiccated&in the inershell, fresh/dried, wheth	117 648	653 725	117 890	580 093
0801220000	Brazil nuts, shelled, fresh or dried	0	1 143	0	5 002
0801320000	Cashew nuts, shelled, fresh or dried	125 974	461 774	657 993	2 842 231
0802110000	Almonds, in shell, fresh or dried	12 000	12 000	10 800	10 800
0802120000	Almonds, shelled, fresh or dried	122 737	441 078	686 773	2 433 882
0802220000	Hazelnut/filberts, shelled, fresh/dried	3 402	17 256	30 396	131 561
0802320000	Walnuts, shelled, fresh or dried	0	24 840	0	272 552
0802410000	Chestnuts (Castanea spp.), in shell,fresh or dried	1 399	13 425	2 641	16 531
0802420000	Chestnuts (Castanea spp.), shelled,fresh or dried	0	948	0	1 035
0802510000	Pictachios, in shell, fresh or dried	12 000	65 008	7 980	45 675
0802620000	Macadamia nuts, shelled, fresh or dried	0	2 460	0	12 713
0802800000	Areca nuts, whether/not shelled/peeled,fresh or dried	0	4	0	7
0802900000	Other nuts, whether/not shelled/peeled,fresh or dried	11 868	197 499	8 515	208 191
0803100000	Plantains, fresh or dried	98 079	672 746	48 593	292 513
0803900000	Bananas, oth than plantains,fresh or dried	86 098	290 007	40 255	262 083
0804100000	Dates, fresh or dried	4 736 997	16 242 793	7 643 462	19 822 527
0804200000	Figs, fresh or dried	0	696	0	1 626
0804300000	Pineapples, fresh or dried	0	9 756	0	15 172
0804400000	Avocados, fresh or dried	344	51 111	1 282	43 154
0804501000	Guavas, fresh or dried	5 188	29 833	5 259	38 472
0804502000	Mangoes, fresh or dried	11 456	1 008 024	13 286	909 724
0804503000	Mangosteens, fresh or dried	0	699	0	345

## I.3. IMPOR MENURUT KOMODITI / IMPORT BY HS COMMODITY

\*\*\* JUNI/JUNE 2012 \*\*\*

HS	Uraian Komoditi Commodity Description	Berat Bersih / Net Weight (Kg)		Nilai / Value C.I.F (US\$)	
		Bulan ini Current Month	Kumulatif Cum.Jan. to date	Bulan ini Current Month	Kumulatif Cum.Jan. to date
0805101000	Oranges, fresh	1 988 158	15 706 162	1 689 643	12 504 997
0805102000	Oranges, dried	0	112	0	406
0805200000	Mandarin, clementines, wilkings&similar citrus hybrids, fresh/dried	1 931 244	152 203 688	1 851 779	148 777 489
0805400000	Grapefruit, including pomelos, fresh or dried	16 435	249 991	16 159	210 472
0805500000	Lemons and limes, fresh or dried	285 293	1 497 192	305 916	1 531 430
0805900000	Other citrus fruit, fresh or dried	3 167	42 679	4 860	45 211
0806100000	Grapes, fresh	3 695 345	27 201 590	7 803 040	59 692 583
0806200000	Grapes, dried	185 854	822 508	388 724	1 729 791
0807110000	Watermelons, fresh	117 672	218 598	68 317	148 956
0807190000	Other melons, fresh	118 113	238 632	82 198	208 415
0807209000	Other papaws (papayas), fresh	0	82 917	0	58 585
0808100000	Apples, fresh	20 284 245	92 374 388	18 065 625	82 231 048
0808300000	Pears, fresh	19 842 774	69 035 824	15 409 526	55 334 168
0808400000	Quinces, fresh	0	48	0	170
0809100000	Apricots, fresh	0	1 966	0	4 027
0809300000	Peaches, including nectarines, fresh	300	12 338	771	28 416
0809401000	Plums, fresh	720	88 751	801	136 861
0809402000	Sloes, fresh	0	46	0	166
0810100000	Strawberries, fresh	25 191	119 696	63 955	304 405
0810300000	Black, white or red currants and gooseberries, fresh	5 718	18 318	17 150	73 653
0810400000	Cranberries, bilberries & other fruits of the genus vaccinium, fresh	12 299	24 415	56 963	125 129
0810500000	Kiwi fruit, fresh	663 218	1 586 481	1 758 058	3 645 263
0810600000	Durians, fresh	3 304 144	13 775 990	4 950 186	20 255 471
0810700000	Persimmons, fresh	7 238	17 556	7 327	33 519
0810901000	Longans (including mata kucing), fresh	4 892 770	29 206 874	5 696 506	33 948 739
0810902000	Lychees, fresh	603 337	1 221 770	480 641	1 037 948
0810903000	Rambutan, fresh	54 480	296 169	44 674	247 631
0810904000	Langsat, starfruit, fresh	0	899	0	750
0810905000	Jackfruits (cempedak and nangka), fresh	5 011	44 265	3 805	34 306
0810906000	Tamarinds, fresh	67 245	1 696 996	56 733	1 249 373
0810909200	Dragon fruit, fresh	853 749	5 169 751	717 401	4 355 633
0810909300	Sapodilla (ciku fruit), fresh	4 860	34 047	4 229	29 805
0810909900	Other fruit, fresh	1 462	261 424	1 444	247 189
0811100000	Strawberries, uncooked/steamed/boiled, frozen, whether/not add	51 499	237 615	76 415	521 491
0811200000	Raspberries, blackberries, mulberries, loganberries, currants, gooseb	4 353	41 564	22 979	186 649
0811900000	Other fruit&nuts, uncooked/steamed/boiled, frozen, whether/not a	28 003	189 966	197 126	820 231
0812100000	Cherries, provisionally preserved, not for immediate consumption	16 003	35 289	59 565	130 515
0812909000	Oth fruit&nuts, provisionally preserved, not for immediate consump	0	43 735	0	200 556
0813100000	Apricots, dried	0	902	0	2 109
0813200000	Prunes, dried	0	12 233	0	20 681
0813300000	Apples, dried	0	439	0	1 973
0813401000	Longans, dried	0	292	0	525
0813402000	Tamarinds, dried	74 800	5 613 132	58 417	3 249 793
0813409000	Other fruit, oth than heading 08.01 to 08.06, dried	2 400	41 540	61 815	168 238
0813503000	Mixture of nuts/dried fruits of which dates predominate by weight	89 179	90 179	309 173	310 142
0814000000	Peel of citrus fruit/melons, watermelons, fresh, frzn, dried/provision	0	1 912	0	18 223
0901111000	Arabica WIB/robusta OIB, not roasted, not decaffeinated	1 836 892	38 022 885	4 423 594	81 204 751
0901119000	Coffee oth than Arabica WIB/robusta OIB, not roasted, not decaffei	0	5 050 518	0	10 294 912
0901121000	Arabica WIB/robusta OIB, not roasted, decaffeinated	0	420	0	3 504
0901129000	Coffee oth than Arabica WIB/robusta OIB, not roasted, decaffeinat	7	13	280	308
0901211000	Coffee, roasted, not decaffeinated, unground	32 208	168 418	242 815	1 093 769
0901212000	Coffee, roasted, not decaffeinated, ground	18 265	47 979	129 843	404 544
0901221000	Coffee, roasted, decaffeinated, unground	1 039	38 208	2 909	505 039
0901222000	Coffee, roasted, decaffeinated, ground	0	2 773	0	49 922
0901902000	Coffee substitutes containing coffee	0	400	0	2 147
0902101000	Green tea leaves (not fermented), in packings _ 3 kg	0	1	0	2
0902109000	Green tea, oth than leaves, (not fermented), in packing _ 3 kg	1 026	16 449	1 619	45 208
0902201000	Green tea leaves (not fermented), in packing > 3 kg	629 581	3 309 267	658 216	3 650 698
0902209000	Green tea, oth than leaves (not fermented), in packing > 3 kg	62 225	157 015	260 605	604 840
0902301000	Black tea (fermented) & partly fermented tea, leaves, in packing _	5 044	96 932	14 124	84 044
0902309000	Black tea (fermented) & partly fermented tea, oth than leaves, in p	12 556	56 216	535 164	1 287 762
0902401000	Black tea (fermented) & partly fermented tea, leaves, in packing >	889 558	6 045 601	555 442	4 025 489
0902409000	Black tea (fermented) & partly permented tea, oth than leaves, in	253 939	2 516 266	494 790	5 025 374
0904111000	White pepper, neither crushed nor ground	430 239	1 744 757	818 964	2 621 392
0904112000	Black pepper, neither crushed nor ground	120 000	519 240	831 012	4 030 794
0904119000	Other pepper, neither crushed nor ground	7 963	73 606	17 803	85 946
0904121000	White pepper, crushed or ground	300	2 132	3 885	12 249
0904122000	Black pepper, crushed or ground	1 834	51 531	4 603	167 253
0904129000	Other pepper, crushed or ground	294	7 676	2 361	26 226
0904211000	Chillies (fruits of the genus Capsicum), dried, neither crushed nor g	951 106	8 367 368	941 501	8 127 766
0904219000	Oth fruits of genus Capsicum/Pimenta, dried, neither crushed nor g	108 166	1 156 377	102 760	853 293

## I.3. IMPOR MENURUT KOMODITI / IMPORT BY HS COMMODITY

\*\*\* JUNI/JUNE 2012 \*\*\*

HS	Uraian Komoditi Commodity Description	Berat Bersih / Net Weight (Kg)		Nilai / Value C.I.F (US\$)	
		Bulan ini Current Month	Kumulatif Cum.Jan. to date	Bulan ini Current Month	Kumulatif Cum.Jan. to date
0904221000	Chillies (fruits of the genus Capsicum),dried, crushed/ground	200 665	1 173 050	227 575	1 555 611
0904229000	Oth fruits of genus Capsicum/ Pimenta,dried, crushed/ground	3 960	629 363	21 436	793 509
0905100000	Vanilla, neither crushed nor ground	0	500	0	27 000
0905200000	Vanilla, crushed or ground	0	19 539	0	49 795
0906110000	Cinnamon (Cinnamomum zeylanicum blume),neither crushed nor	0	5 000	0	11 250
0906190000	Cinnamon-tree flowers, neither crushednor ground	0	41 358	0	30 343
0906200000	Cinnamon and cinnamon-tree flowers,crushed or ground	61 034	198 767	199 638	658 963
0907100000	Cloves (whole fruit, cloves & stems),neither crushed nor ground	95 223	6 897 759	826 411	108 646 543
0908110000	Nutmeg, neither crushed nor ground	0	26 950	0	508 444
0908120000	Nutmeg, crushed or ground	50	11 983	1 591	212 827
0908310000	Cardamoms, neither crushed nor ground	0	596	0	1 160
0908320000	Cardamoms, crushed or ground	0	5 213	0	2 261
0909210000	Seeds of coriander, neither crushed norground	2 212 436	7 365 882	830 188	2 683 881
0909220000	Seeds of coriander, crushed or ground	518	8 562	4 175	31 473
0909310000	Seeds of cumin, neither crushed norground	280 464	1 380 058	364 127	1 691 056
0909320000	Seeds of cumin, crushed or ground	33	5 827	480	32 611
0909611000	Seeds of anise, neither crushed norground	234 730	662 587	301 115	1 255 342
0909613000	Seeds of caraway, neither crushed norground	192 274	1 583 807	207 335	1 354 478
0909619000	Seeds of fennel or juniper berries,neither crushed nor ground	54 600	266 977	18 814	93 646
0909621000	Seeds of anise, crushed or ground	0	791	0	14 710
0909623000	Seeds of caraway, crushed or ground	0	85 828	0	25 878
0909629000	Seeds of fennel or juniper berries,crushed or ground	12 948	12 993	4 554	6 202
0910110000	Ginger, neither crushed nor ground	703 503	15 273 159	547 276	10 488 013
0910120000	Ginger, crushed or ground	14 985	35 070	35 862	89 555
0910300000	Turmeric (curcuma)	6 075	54 460	62 083	175 126
0910911000	Curry	52	10 435	759	34 714
0910919000	Mixtures of spices, other than curry	11 379	27 632	51 730	128 698
0910991000	Thyme; bay leaves	309	2 379	1 680	22 990
0910999000	Other spices	57 706	830 158	42 217	580 688
1001110000	Durum wheat seed	0	1 480 790	0	430 483
1001190000	Durum wheat, oth than seed	32 173 605	74 031 722	9 798 474	21 827 681
1001991910	Wheat grains without husk,oth than seed, for human consumption	537 131 336	2 249 649 212	182 266 178	768 724 326
1001991990	Other wheat, oth than seed, for humanconsumption	56 001 432	538 284 068	19 791 950	184 162 090
1001999090	Other wheat, oth than seed, not forhuman consumption	3 460 740	20 539 714	737 138	4 442 342
1003900000	Barley, oth than seed	0	22 500	0	9 500
1004900000	Oats, oth than seed	117 442	195 065	100 486	142 275
1005100000	Maize (corn), seed	121 635	761 458	428 245	2 242 849
1005901000	Popcorn, oth than seed	447 632	1 883 840	311 719	1 430 695
1005909000	Oth maize (corn), oth than seeds	82 430 160	733 254 429	23 859 015	207 319 776
1006101000	Rice in the husk (paddy or rough),suitable for sowing	1 351 004	4 154 313	4 366 608	14 526 299
1006109000	Rice in the husk (paddy or rough),oth than for sowing	0	18 159 050	0	9 835 609
1006201000	Husked (brown) rice of Thai Hom Malirice	0	50 000	0	55 000
1006303000	Glutinous rice, semi-milled or whollymilled, whether/not polished.	28 008 950	105 518 523	16 114 703	62 588 675
1006304000	Thai Hom Mali rice, semi-milled/whollymilled, whether/not polish	920 000	31 019 350	894 300	17 772 122
1006309100	Oth semi-milled or wholly milled rice,whether/not polished/glazec	45 000	29 738 607	26 100	29 118 531
1006309900	Oth semi/wholly milled rice, whether/notpolished/glazed, oth tha	3 278 316	653 832 461	2 019 487	358 015 901
1006409000	Broken rice, oth than for animal feed	12 921 250	99 549 400	4 637 178	40 026 228
1007900000	Grain sorghum, oth than seed	489 400	1 963 640	135 564	550 880
1008100000	Buckwheat	352 439	1 900 089	158 415	851 010
1008290000	Millet, oth than seed	1 064 982	8 457 405	468 276	3 486 218
1008300000	Canary seeds	208 350	1 583 776	178 091	1 082 234
1008900000	Other cereals	3 377	107 509	26 250	101 364
1101001010	Wheat flour fortified	35 300 278	214 640 878	13 691 653	86 732 045
1101001090	Wheat flour not fortified	6 469 102	39 345 292	2 305 789	14 030 855
1102200000	Maize(corn) flour	0	57 825	0	33 998
1102909000	Oth cereal flours, oth than wheat/meslin/maize/rice/rye flour	5 455	1 969 574	7 684	852 038
1103112000	Groats & meals of wheat,durum/hard wheat semolina	0	1 553	0	7 372
1103119000	Groats & meals of wheat, oth durum/hardwheat semolina	426 000	4 081 075	211 381	2 046 753
1103130000	Groats & meals of maize/corn	0	10 189	0	15 090
1103199000	Groats & meals of oth cereals, oth thanmeslin & rice	0	400	0	1 467
1103200000	Cereal pellets	100	22 123	3 803	32 312
1104120000	Cereal grains of oats, rolled or flakedgrains	667 925	2 632 479	525 902	2 169 375
1104191000	Cereal grains of maize(corn), rolled orflaked grains	7 980	8 023	3 850	4 547
1104199000	Cereal grains of oth cereals, oth thanoat/maize(corn), rolled or flal	0	105	0	458
1104220000	Cereal grains of oats,hulled,peraled,sliced /kibbled	1 814	12 540	5 897	29 314
1104230000	Cereal grains of maize (corn), hulled,peraled, sliced/kibbled	54 000	144 000	50 040	131 040
1104292000	Cereal grains of barley,hulled,peraled,sliced/kibbled	0	50	0	407
1104299000	Cereal grains of oth cereals, hulled,peraled, sliced/kibbled	9 915	248 500	27 887	203 871
1105100000	Flour, meal & powder of potatoes	54 886	118 375	105 811	237 977
1105200000	Flakes, granules & pellets of potatoes	767 620	3 157 941	1 104 240	4 583 038
1106100000	Flour,meal & powder of dried leguminousvegetbls of head 07.13	0	601	0	433

I.3. IMPOR MENURUT KOMODITI / IMPORT BY HS COMMODITY

\*\*\* JUNI/JUNE 2012 \*\*\*

HS	Uraian Komoditi Commodity Description	Berat Bersih / Net Weight (Kg)		Nilai / Value C.I.F (US\$)	
		Bulan ini Current Month	Kumulatif Cum.Jan. to date	Bulan ini Current Month	Kumulatif Cum.Jan. to date
1106202100	Meal of sago	0	401	0	2 172
1106202900	Flour & powder of sago	2 254	5 792	6 342	16 033
1106209000	Flour,meal & powder of roots/tuber head07.14, oth than manioc(c	26 040	44 736	3 906	205 010
1106300000	Flour,meal & powder of edible fruits andnuts of prod.chap.8	6 819	188 658	91 581	670 544
1107100000	Malt,not roasted	3 520 105	17 391 877	1 900 745	9 842 514
1107200000	Malt,roasted	0	74 628	0	71 055
1108110000	Wheat starch	271 039	1 549 039	124 089	751 026
1108120000	Maize(corn) starch	5 555 935	42 378 683	2 869 241	20 680 741
1108130000	Potato starch	1 198 000	5 046 131	970 946	4 573 998
1108140000	Manioc(cassava) starch	73 415 537	422 612 851	32 147 795	190 506 720
1108199000	Other starches (oth than wheat,maize,potato, manioc & sago)	129	9 603	1 004	66 169
1108200000	Inulin	370 000	2 547 595	1 086 973	7 656 183
1109000000	Wheat gluten, whether or not dried	495 500	2 453 406	425 263	1 900 713
1201100000	Seed of soya beans,whether or not broken	0	716 042	0	380 143
1201900000	Soya beans, oth than seed, whether or not broken	142 387 549	891 655 017	86 926 029	510 738 191
1202300000	Seed of ground-nuts, whether/not shelled/broken	120 000	1 148 004	163 800	1 504 780
1202410000	Oth than seed of ground-nut,not roasted/ othwise cooked,in shell	7 335 510	37 493 348	8 633 388	44 534 215
1202420000	Oth than seed of ground-nut,not roasted/cooked,shelled,whether.	14 013 621	74 100 582	17 271 692	87 488 287
1203000000	Copra	0	51 500	0	7 434
1204000000	Linseed, whether or not broken.	0	3 827	0	5 454
1205900000	Not low erucic acid rape or colza seedswhether or not broken	14 128	28 679	11 075	32 682
1206000000	Sunflower seeds, whether or not broken	1 548 330	7 968 934	605 037	3 376 255
1207101000	Palm nuts & kernels, whether/not brokensuitable for sowing	551	22 755	85 426	398 580
1207210000	Cotton seeds, seed, whether/not broken	3 000	3 482	30 949	102 235
1207290000	Cotton seeds, oth than seed, whether/or not broken	0	21 100	0	34 815
1207300000	Castor oil seeds, whether or not broken	0	1 000	0	4 000
1207401000	Sesamum seeds, whether or not broken,edible	1 119 466	4 980 614	1 087 455	3 761 030
1207409000	Sesamum seeds, whether or not broken,not edible	131 569	1 428 071	76 571	795 486
1207500000	Mustard seeds,whether or not broken	20	20	775	775
1207700000	Melon seeds,whether or not broken	0	8 032	0	9 465
1207910000	Poppy seeds,whether or not broken	29	29	420	420
1207999000	Other oil seeds & oleaginous fruits,whether or not broken	63 185	137 125	55 988	657 139
1208100000	Flours and meals of soya beans	163 877	1 175 586	348 147	2 684 207
1209250000	Rye grass(loilium multiflorum lem,loliumperenne l.) seeds, used fo	0	57	0	1 062
1209299000	Other seed of forage plants, of a kindused for sowing	15 000	195 160	402 000	1 416 796
1209919000	Other vegetable seeds, other than onion seeds, of a kind used for :	10 401	92 710	255 958	2 954 085
1209999000	Other seed, fruit, and spores, of a kindused for sowing	230 400	731 540	377 511	3 430 657
1210100000	Hop cones, neither ground nor powdered,nor in the form of pellet	0	7 499	0	29 559
1210200000	Hop cones,ground,powdered or in the form of pellets; lupulin	0	20 650	0	102 225
1211201000	Ginseng roots,cut, crushed/powdered form,fresh/dried	800	7 328	49 821	169 882
1211209000	Ginseng roots, not in cut or crushed orpowdered form, fresh/drie	200	2 300	5 465	28 201
1211901100	Cannabis,in cut,crushed/ powdered form,used for pharmacy, fresh	0	35 163	0	15 589
1211901300	Rauwolfia serpentina roots,for pharmacy,in cut/crushed/powdere	292 028	1 508 537	590 664	3 088 188
1211901400	Other plants, in cut,crushed or powdered form, used for pharmacy	100 056	639 545	160 089	1 023 688
1211901900	Other plants & parts of plants, in otherforms, for pharmacy	200	110 289	3 317	312 977
1211909100	Pyrethrum, in cut,crushed/powdered form,fresh/dried	23 294	48 432	148 616	312 763
1211909500	Agarwood (gaharu) chips, fresh/dried	37 264	37 264	44 985	44 985
1211909600	Liquorice roots, fresh/dried	48 275	146 467	93 813	481 191
1211909700	Bark of perse (Persea Kurzii Kostern),fresh/dried	0	26 000	0	136 500
1211909800	Oth plants&parts of plants, not forpharmacy, in cut,crushed/pow	0	1 632	0	28 434
1211909900	Oth plants&parts of plants, not forpharmacy, not cut,crushed/pow	31 064	321 928	57 495	1 802 785
1212212000	Gracilaria lichenoides,fresh,chilled,frozen,dried, for human consun	0	299	0	1 154
1212219000	Other seaweed & algae, fresh, chilled,frozen,dried, for human cons	5 222	62 270	49 769	508 766
1212291100	Seaweeds & oth algae,fresh,chilled/dried of a kind used in pharma	0	1	0	62
1212291900	Seaweeds & oth algae,fresh,chilled/dried used in dyeing,tanning,p	21	5 133	60	14 147
1212292000	Seaweeds & oth algae,fresh,chilled/dried for oth,not for human cc	1 860	11 800	19 530	64 259
1212293000	Seaweeds & oth algae,frozen, not forhuman consumption	550	6 491	6 966	21 257
1212920000	Locust bean(carob),fresh,chilled,frozen/dried, whether/not groun	87 500	366 250	68 572	295 291
1212990000	Other vegetable product, for humanconsumption, n.e.s or include	0	28 070	0	20 121
1213000000	Cereal straw & husks,unprepared,whether/not chopped,ground,pr	0	1 000	0	5 200
1214100000	Lucerne (alfalfa) meal and pellets	212 624	1 146 019	91 354	489 180
1214900000	Other forage products,whether/not in forof pellets,oth than lucer	61 829	267 481	27 193	140 475
1301200000	Gum arabic	11 164	239 034	55 907	927 165
1301901000	Gum benjamin	0	5 445	0	24 384
1301902000	Gum damar	121 500	549 000	211 779	683 622
1301903000	Cannabis resin	0	400	0	1 913
1301904000	Lac	0	600	0	11 850
1301909000	Other natural gum and resin	2 676	79 887	79 302	1 034 613
1302119000	Saps and extracts of other opium,whether or not modified	3 661	8 498	1 580	3 950
1302120000	Saps and extracts of liquorice, whether or not modified	57 270	312 514	467 342	2 530 530
1302130000	Saps and extracts of hops,whether or not modified	1 600	9 178	15 548	287 556

I.3. IMPOR MENURUT KOMODITI / IMPORT BY HS COMMODITY

\*\*\* JUNI/JUNE 2012 \*\*\*

HS	Uraian Komoditi Commodity Description	Berat Bersih / Net Weight (Kg)		Nilai / Value C.I.F (US\$)	
		Bulan ini Current Month	Kumulatif Cum.Jan. to date	Bulan ini Current Month	Kumulatif Cum.Jan. to date
1302192000	Extracts and tinctures of cannabis	93	93	32 500	32 500
1302193000	Other medicinal extracts derived from vegetable products, whether	6 802	49 961	580 902	3 318 053
1302194000	Vegetable saps&extracts of pyrethrum/of the root of plants contain	225	5 175	13 275	138 546
1302195000	Japan (or chinese) lacquer (natural lacquer)	0	175	0	4 639
1302199000	Other vegetable saps and extracts	87 039	679 073	1 248 340	8 387 240
1302200000	Pectic substances, pectinates & pectates	11 397	126 893	100 415	1 381 145
1302310000	Agar-agar	80 686	426 897	90 796	510 533
1302320000	Mucilages&thickeners, whether/not modified, derived from locust be:	307 416	1 825 057	3 945 569	16 483 697
1302391010	Carageenan in powder form	1 900	105 486	29 652	1 276 540
1302391090	Carageenan not in powder form	0	9 160	0	199 037
1302399000	Oth mucilages & thickeners, whether/not modified, derived from ve	145 162	813 080	1 766 450	7 221 695
1401100000	Bamboos used primarily for plaiting, cleaned, bleached/dyed	21 270	53 367	10 741	41 827
1401201990	Other whole rattans, used primarily for plaiting, cleaned, bleached,	2 834	2 834	4 709	4 709
1404902010	Barks of a used primarily in tanning	0	126 240	0	92 202
1404902090	Oth vegetable products of a kind used in tanning/dyeing, oth than l	419	10 459	4 865	25 394
1404909000	Oth vegetable products not used primarily in tanning/dyeing, nes	130 596	586 737	125 050	474 402
1502101000	Edible tallow of bovine animals, sheep or goats, other than heading	0	18 000	0	28 800
1502109000	Unedible tallow of bovine animal, sheep or goats, other than head	19 000	163 400	12 350	137 522
1504109000	Oth than solid fract of fish-liver oils whet/not refined, not chemica	142 520	390 433	180 484	713 937
1504201000	Solid fraction of fats&oil fish oth than liver oils, not chemically moc	126 576	705 122	358 104	3 681 507
1504209000	Oth than solid fract of fats&oils fish oth than liver oils, not chemical	531 820	5 235 016	678 368	7 651 756
1504309000	Oth solid fraction of fats & oils of marine mammals, not chemically	0	2 280	0	18 240
1505001000	Lanolin	7 112	58 081	62 539	610 236
1505009000	Wool grease & fatty substance derived therefrom, oth than lanolin	0	22 208	0	142 191
1506000000	Oth animal fats&oils&their fractions wht/not refined, not chemica	21 840	65 520	33 961	101 447
1507100000	Crude oil of soya bean, whether/not refined, whether/not degummed	0	1 110	0	2 547
1507901000	Fraction of unrefined soya-bean oil, not chemically modified	229 750	1 601 612	342 563	2 428 586
1507909000	Fraction of refined soya-bean oil, not chemically modified	1 515 578	7 959 821	2 324 614	12 135 887
1508100000	Crude oil of ground-nut, whether/not refined, not chemically modi	0	5	0	770
1508901000	Fraction of unrefined ground-nut oil, whet/not refined, not chemica	1	1	112	112
1508909000	Fraction of refined ground-nut oil, whet/not refined, not chemically	232	1 257	1 310	8 201
1509101000	Virgin olive oil, packing of net weight <30 kg, not chemically modifi	17 313	163 325	87 157	658 803
1509109000	Virgin olive oil, packing of net weight >30 kg, not chemically modifi	117 052	274 661	487 196	1 149 482
1509901100	Fraction of unrefined olive oil, packing of net weight <30 kg	0	2 109	0	9 298
1509909100	Fraction of refined olive oil, in packing of net weight <30 kg	0	16 748	0	60 767
1509909900	Fraction of refined olive oil, in packing of net weight >30 kg	27 496	85 974	56 388	289 614
1510002000	Fractions of unrefined oil, solely from olives, whet/not refined, not c	0	4 475	0	8 617
1510009000	Fractions of refined oil, solely from olives, whet/not refined, not che	10 730	17 327	31 830	43 501
1511901900	Unsolid fractions of unrefined palm oil, not chemically modified	0	22	0	429
1511909110	Solid fractions of refined palm oil, packing of a net weight <20kg	0	27 000	0	43 538
1511909200	Unsolid fractions of refined palm oil, packing net weight <20kg	11 000	86 816	11 750	113 536
1511909900	Unsolid fractions of refined palm oil, packing net weight >20kg	256 863	356 895	333 575	472 715
1512191000	Fractions of unrefined sunflower-seed/safflower oil	12 858	59 768	32 519	144 046
1512199000	Fractions of refined sunflower-seed/safflower oil	244 877	1 675 261	460 146	3 197 429
1512299000	Fractions of refined cotton seed oil	0	449	0	1 821
1513191000	Fractions of unrefined coconut oil, not chemically modified	0	48 680	0	96 194
1513199000	Fractions of refined coconut oil, not chemically modified	41 079	96 003	114 361	262 581
1513291100	Solid fractions of unrefined palm kernel oil	0	300 000	0	598 600
1513299100	Solid fractions of refined palm kernel oil	0	80 000	0	148 400
1513299700	Oth fractions of refined babassu oil	0	403	0	1 604
1514110000	Crude oil of low erucic acid rape or colza	53 693	175 063	59 751	199 921
1514191000	Fraction of unrefined low erucic acid rape/colza oil	0	16 555	0	33 591
1514199000	Fraction of refined low erucic acid rape/colza oil	103 598	897 402	196 404	1 545 513
1514911000	Crude oil of not low erucic acid oth rape/colza	0	2 951	0	77 652
1514919000	Crude oil of mustard	0	120	0	898
1514991000	Fractions of unrefined rape/colza/mustard oil	41 040	41 040	62 437	62 437
1514999100	Fractions of refined oth rape/colza oil	62 790	535 020	101 707	843 357
1514999900	Fractions of refined mustard oil	0	52 033	0	89 257
1515190000	Fractions of linseed oil, whether/not refined, not chemically modifi	211 804	1 146 530	336 191	1 831 230
1515210000	Crude oil of maize (corn)	0	9 375	0	11 778
1515291900	Unsolid fraction of unrefined maize (corn) oil	4 007	39 436	6 322	67 451
1515299100	Solid fraction of refined maize (corn) oil	15 360	46 080	29 030	87 090
1515299900	Unsolid fraction of refined maize (corn) oil	157 527	658 696	388 240	1 731 280
1515301000	Crude oil of castor	22 471	119 106	65 646	333 710
1515309000	Fractions of castor oil, whether/not refined, not chemically modifi	143 356	719 156	254 935	1 373 493
1515502000	Fraction of unrefined sesame oil, not chemically modified	0	652	0	4 020
1515509000	Fraction of refined sesame oil, not chemically modified	56 657	872 689	100 531	1 210 637
1515901900	Fractions of refined tengkawang oil, not chemically modified	0	15 405	0	47 089
1515902100	Crude oil of tung	380	380	200	200
1515902900	Fractions of refined tung oil, not chemically modified	0	30 949	0	75 207
1515909100	Crude oil of other fixed vegetable oils	61 670	223 484	49 953	189 699

## I.3. IMPOR MENURUT KOMODITI / IMPORT BY HS COMMODITY

\*\*\* JUNI/JUNE 2012 \*\*\*

HS	Uraian Komoditi Commodity Description	Berat Bersih / Net Weight (Kg)		Nilai / Value C.I.F (US\$)	
		Bulan ini Current Month	Kumulatif Cum.Jan. to date	Bulan ini Current Month	Kumulatif Cum.Jan. to date
151590200	Fractions of unrefined other fixedvegetable oils	0	39	0	1 132
151590900	Fractions of refined other fixedvegetable oils, oth fixed vegetable i	54 596	409 420	149 238	1 388 173
1516101000	Animal fats & oils & their fractions,inpacking net weight _10 kg	5 123	23 079	15 082	50 570
1516201100	Re-esterified fats & oils of soya bean & its fraction	18 000	134 889	57 463	441 019
1516201200	Re-esterified fats & oils of crude palmoil and its fraction	264 000	1 427 626	506 736	2 912 007
1516201300	Re-esterified fats&oils of palm oil,oththan crude and its fraction	284 382	1 010 219	531 445	1 713 207
1516201400	Re-esterified fats & oils of coconut and its fraction	60 135	60 775	99 983	105 351
1516201800	Re-esterified fats & oils of linseed &its fraction	0	11 960	0	23 920
1516201900	Re-esterified fats&oils of oth vegetable fat&oils, and its fraction	13 619	82 107	35 226	201 534
1516202110	Hydrogenated fats in flakes of palm oil	176	4 171	318	8 184
1516202130	Hydrogenated fats in flakes of palmstearin	0	21 960	0	32 720
1516202150	Hydrogenated fats in flakes of palmkernel olein	320 740	2 941 020	488 209	4 326 631
1516202170	Hydrogenated fats in flakes of coconuts	0	366	0	882
1516202190	Hydrogenated fats in flakes of ground-nut, soya beans	204	3 001	1 100	16 679
1516202300	Hydrogenated fats in flakes of olives	66	202	711	2 022
1516202900	Hydrogenated fats in flakes of othvegetable fats & oils	266 064	3 428 224	563 018	6 870 530
1516205200	Palm stearin, w/ iodine value _ 48, RBD	70 000	434 620	97 300	661 340
1516209300	Other fat & oils of olives and theirfractions	0	24 328	0	125 724
1516209400	Other fat & oils of soya beansand their fractions	0	206	0	774
1516209500	Hydrogenated castor oil (opal wax)	14 087	30 887	35 103	75 039
1516209600	Refined, bleached and deodorised (RBD)palm kernel stearin only	0	13 959	0	32 623
1516209700	Hydrogenated & RBD palm kernel stearinor olein	20 800	160 200	41 701	280 429
1516209800	Oth fat & oils of ground-nuts, palm oilor coconuts and their fractio	240	4 360	3 546	45 156
1516209900	Oth vegetable fats and oils and theirfractions	145 212	987 151	278 681	1 735 834
1517100000	Margarine,excl. liquid margarine	153 658	778 212	354 863	1 678 574
1517902000	Liquid margarine	30 200	213 600	76 142	651 987
1517903000	Margarine of a kind use as mouldrelease preparations	198	198	342	342
1517904300	Shortening	106 534	417 458	279 937	851 797
1517905000	Solid mixtures or prep of vegetable fats or oils or of their fractions	17 000	266 228	15 555	363 904
1517906200	Liquid mixtures or prep of crude palmoil predominates	163 130	1 071 932	443 860	2 827 191
1517906400	Liquid mixtures or prep of oth palm oilpredominates,packng net w	0	24 791	0	58 331
1517906700	Liquid mixtures or prep of soya-beanoil predominates	5 188	15 221	14 118	39 411
1517906900	Liquid mixtures or prep of oth vegetablefats/oil predominates	29 076	136 989	64 985	287 953
1517909000	Oth edible mixtures or prep of animal or vegetable fats or oils	248 004	2 362 584	2 642 907	16 781 906
1518001200	Animal fats&oils,boiled,dehydrated,oxidasd,sulphurisd,blown,poly	5 000	10 000	21 200	42 400
1518001400	Ground-nut,soya-bean, palm/coconut oilboiled,dehydrated,oxidasd	479 746	1 976 302	1 057 517	3 723 105
1518001500	Linseed oil&its fract,boiled, oxidised,dehydrated,sulphurised,blow	0	24 849	0	43 910
1518001600	Olive oil&its fract. boiled, oxidised,dehydrated,sulphurised,blown,	15 581	43 175	29 860	81 988
1518001900	Oth vegetbl fat&oils&their fract,boiled,dehydrate,sulphurise,blow	1 952	454 930	19 937	610 765
1518002000	Inedible mixtures/preparation of animalfats/oils or of different fat	96 000	709 193	168 400	1 167 897
1518003100	Inedible mixtures/preparations of oilpalm fruit/palm kernels fats/c	1 000	15 982	2 968	51 476
1518003500	Inedible mixtures/preparations of ground-nuts fats/oils/of differer	48 000	80 000	84 240	137 520
1518003600	Inedible mixtures/preparations of soya-beans/coconuts fats/oils/c	80 000	604 800	137 760	998 450
1518003700	Inedible mixtures/preparations of cotton seeds fats/oils/of differ f	5 442	29 799	17 602	96 743
1518003900	Inedible mixtures/preparations of othvegetable fats/oils/of diffe	39 750	699 570	70 755	2 452 775
1518006000	Inedible mixture/preparations of animal/vegetable fats/oils/of the	7 310	36 462	38 655	169 336
1520001000	Crude glycerol	0	96 000	0	73 000
1520009000	Glycerol waters & glycerol lyes	3 381	18 148	24 159	172 916
1521100000	Vegetable waxes(oth.than triglycerides)whether or not refined or i	47 057	236 584	128 946	1 077 692
1521901000	Beeswax & oth insect waxes,whether/ notrefined or colored	0	5 000	0	21 000
1522009000	Residues resulting from the treatment offatty substan or animal/v	240 488	1 423 694	346 571	1 933 038
1601009000	Sausags&smilar prdct of meat,meat offal/blood, not in airtight cor	1 137	13 424	1 758	27 832
1602109000	Homogenised preparation of meat, offal/blood,not cont pork,not i	5 253	163 151	6 500	819 738
1602411000	Hams & cuts thereof of swine,in airtight containers	937	18 087	1 160	22 400
1602429000	Shoulders & cuts thereof of swine,not in airtight containers	10 490	10 490	12 980	12 980
1602491100	Luncheon meat of swine, in airtightcontainers	63 108	133 691	73 422	168 649
1602499900	Oth prepared meat,meat offal/blood ofswine,not in airtight contai	8 135	51 152	25 754	162 067
1602500000	Oth prepared/preserved meat, offal/blood of bovine animals	95 787	468 277	491 375	2 488 619
1603001000	Extracts & juices of chicken, w/ herbs	11 920	14 981	36 507	62 507
1603003000	Extracts&juices of oth meat,fish/crusta,molluscs/aquatic invertebr	0	68 324	0	90 690
1603009000	Extracts&juices of oth meat,fish/crusta,molluscs/aquatic invertebr	63	19 567	2 610	341 130
1604111000	Salmon, whole/in pieces, not in minced,in airtight containers	0	3 759	0	38 448
1604119000	Salmon, whole/in pieces, not in minced,not in airtight containers	0	388	0	375
1604131100	Sardines, whole/in pieces,not in minced,in airtight containers	0	6 813	0	23 119
1604139100	Sardinella&brisling/sprats,whole/in piec ,not in minced,in airtight c	39 203	52 613	57 041	85 382
1604141100	Tunas,whole/in pieces, not in minced,in airtight container	14 117	98 831	73 462	520 380
1604141900	Skipjack & bonito(sarda spp.), whole/inpieces,not in minced,in airt	0	11	0	103
1604149000	Tunas,skipjack,bonito,whole/ in pieces,not in minced,not in airtigh	0	48 401	0	294 997
1604151000	Mackerel, whole/in pieces,not in minced, in airtight containers	39 703	185 514	119 129	579 753
1604159000	Mackerel, whole/in pieces,not in minced, not in airtight containers	74 897	866 620	124 103	1 262 403
1604161000	Anchovies, whole/in pieces,not in minced, in airtight containers	0	1 250	0	34 154

I.3. IMPOR MENURUT KOMODITI / IMPORT BY HS COMMODITY

\*\*\* JUNI/JUNE 2012 \*\*\*

HS	Uraian Komoditi Commodity Description	Berat Bersih / Net Weight (Kg)		Nilai / Value C.I.F (US\$)	
		Bulan ini Current Month	Kumulatif Cum.Jan. to date	Bulan ini Current Month	Kumulatif Cum.Jan. to date
1604199000	Oth fish,whole/in pieces, not in minced, not in airtight containers	12	283	16	250
1604202900	Fish sausages,not in airtight containers	12 886	57 957	8 509	40 901
1604209100	Oth prepared/preserved fish, in airtight containers	0	52	0	399
1604209310	Fish & shrimp ball, frozen, boiled orsteamed	2 700	26 946	11 559	119 519
1604209390	Oth frozen minced fish, boiled/steamed	21 650	100 447	57 425	321 051
1604209900	Other prepared/preserved fish, not inairtight containers	45 791	230 059	150 489	783 650
1604320000	Caviar substitutes prepared from fish egg	430	3 978	567	4 268
1605101000	Crabs,prepared,in airtight containers	0	25 205	0	531 985
1605109000	Crabs,prepared,not in airtight container	37	30 818	47	115 305
1605211000	Shrimps paste,not in airtight containers	800	803	4 800	4 807
1605219020	Shrimp breaded,not in airtight container	0	754	0	5 223
1605219090	Other prepared shrimps&prawns, not inairtight containers	0	53 787	0	540 480
1605291000	Shrimps paste, in airtight containers	0	2 688	0	16 755
1605299020	Shrimp breaded, in airtight containers	0	3 020	0	16 569
1605299090	Other prepared shrimps&prawn,in airtightcontainers	0	31	0	55
1605400000	Oth crustaceans, prepared/preserved	3 022	9 526	5 942	28 418
1605510000	Oysters,prepared/preserved	19 411	40 269	18 945	39 007
1605520000	Scallops,incl queen scallops, prepared/preserved	882	1 771	1 165	2 330
1605540000	Cuttle fish & squid, prepared/preserved	376	5 252	497	7 586
1605550000	Octopus, prepared/preserved	0	5 810	0	5 735
1605560000	Clams, cockles & arkshells, prepared/preserved	0	268	0	259
1605570000	Abalone, prepared/preserved	0	259	0	724
1605590000	Oth molluscs, prepared/preserved	0	5 147	0	15 860
1605690000	Oth aquatic invertebrates, prepared/preserved	10	327	13	348
1701120000	Beet sugar,raw,not added flavour/colour	0	18 700 000	0	11 420 948
1701130000	Cane sugar,raw, not added flavour/colour	0	90 720 000	0	54 338 798
1701140000	Oth cane sugar, raw, not added flavour/colour	195 190 696	1 055 579 868	114 540 509	648 136 023
1701991100	Refined sugar,white	2 885 038	30 303 506	2 135 361	22 378 385
1701999000	Chemically pure sucrose, in solid form	0	252	0	674
1702110000	Lactose & lactose syrup,lactose_99%, asanhydrous lactose,calculai	1 375 755	10 390 953	3 039 728	17 557 065
1702190000	Lactose & lactose syrup,lactose<99%	355 121	1 789 860	543 125	3 619 778
1702200000	Maple sugar & maple syrup	0	57 946	0	75 818
1702301000	Glucose,no fructose or in dry state w/fructose<20%	2 335 302	13 661 295	1 804 196	10 698 235
1702302000	Glucose syrup,no fructose / in dry statew/ fructose<20%	5 552 417	36 475 567	2 633 478	18 463 809
1702400000	Glucose & glucose syrup, containing 20%_fructose< 50%,excl inver	512 005	1 858 276	307 870	1 271 301
1702500000	Chemically pure fructose	445 551	2 699 848	490 430	3 241 285
1702601000	Fructose,in dry state w/ fructose>50%excl invert sugar	64 712	987 551	38 592	617 199
1702602000	Fructose syrup,in dry state w/ fructose>50%, excl invert sugar	2 619 320	14 735 575	1 485 528	8 466 540
1702901100	Chemically pure maltose,in dry statew/ fructose 50%	728 471	2 565 264	445 395	1 774 394
1702901900	Maltose syrup,in dry state w/ fructose50%	1 162 500	5 947 600	826 132	4 119 406
1702902000	Artificial honey,whether/not mixed withnatural honey,in dry w/ fr	85 753	214 543	155 607	580 171
1702903000	Flavoured/coloured sugars (excl maltose),fructose 50%	3 647	11 232	10 261	30 793
1702904000	Caramel,fructose 50%	1 021 479	2 686 747	1 023 835	3 427 929
1702909100	Syrup of sugar, in dry state w/ fructose50%	2 902	51 779	20 100	89 518
1702909900	Other sugar,incl invert sugar and sugarsyrup blends, in dry w/ fruc	2 101 171	10 308 625	2 108 718	9 923 604
1703109000	Cane molasses,not added flavour/colour	0	16 805	0	13 109
1703909000	Oth molasses result from extract/refineof sugar,not add flavour/c	2 000 700	70 889 384	523 046	14 185 213
1704100000	Chewing gum,whether/not sugar-coated	16 346	341 432	121 281	1 498 005
1704901000	Medicated pastilles & drops	84 491	305 338	528 784	1 690 065
1704902000	White chocolate, not containing cocoa	7 388	49 669	34 145	260 265
1704909100	Oth sugar confectionery,not cont.cocoa,soft,cont gelatin	309 982	1 374 014	938 169	4 443 816
1704909900	Oth sugar confectionery,not cont.cocoa,oth soft,cont gelatin	1 143 509	4 696 120	2 911 399	11 593 263
1801000000	Cocoa beans,whole/broken,raw/roasted	2 208 710	12 821 066	5 627 378	33 792 060
1802000000	Cocoa shells, husks, skins & other cocoa waste	50 014	50 014	5 001	5 001
1803100000	Cocoa paste,not defatted	18 845	124 785	56 425	530 638
1803200000	Cocoa paste,wholly/partly defatted	135 917	336 122	630 761	1 621 154
1804000000	Cocoa butter,fat & oil	157	4 468	5 605	47 954
1805000000	Cocoa powder,not containing add sugar or other sweetening matt	936 707	5 742 146	4 671 321	30 570 319
1806100000	Cocoa powder,containing add sugar or oth sweetening matter	113 191	1 081 214	200 498	1 336 419
1806201000	Chocolate confectionary in blocks, slab/bars,weight>2kg	550 503	2 056 993	1 979 834	7 828 490
1806209000	Other chocolate, liquid,paste,granular/oth bulk form,packings>2kg	51 370	361 086	179 078	1 184 940
1806311000	Filled chocolate confectionary in blocks,slabs,bars,weight_2kg	77 952	380 636	501 254	2 585 173
1806319000	Other chocolate,in blocks,slabs,bars,weight_2kg	14 473	245 737	106 637	1 875 391
1806321000	Chocolate confectionary in blocks,slabsbars,not filled,weight_2kg	104 410	450 180	578 559	2 549 807
1806329000	Other chocolate,in blocks,slabs,bars,not filled,weight_2kg	13 916	83 017	23 326	274 522
1806901000	Chocolate confectionary in tablets orpastilles	50 769	138 473	311 251	768 782
1806909000	Oth chocolate and food preparation contcocoa	278 226	765 565	2 568 099	5 146 087
1901101000	Preparations for infant use of maltextract, for retail sale	12 239	85 673	39 754	220 348
1901102000	Preparations for infant use of goods ofhead 04.01-04.04, for retail	14 272	199 906	145 542	2 753 332
1901103000	Preparations for infant use of soya bean powder, for retail sale	787 810	3 862 230	1 917 061	10 233 313
1901109900	Oth preparations for infant use,w/ cocoa<40%, for retail sale	105 412	523 463	375 533	1 899 475



I.3. IMPOR MENURUT KOMODITI / IMPORT BY HS COMMODITY

\*\*\* JUNI/JUNE 2012 \*\*\*

HS	Uraian Komoditi Commodity Description	Berat Bersih / Net Weight (Kg)		Nilai / Value C.I.F (US\$)	
		Bulan ini Current Month	Kumulatif Cum.Jan. to date	Bulan ini Current Month	Kumulatif Cum.Jan. to date
1901201000	Mixes & doughs of flour, groats, meal, starch/malt extract, not con	21 242	310 430	35 786	862 862
1901202000	Mixes & doughs of flour, groats, meal, starch/malt extract, contain	4 809	10 283	8 310	21 619
1901203000	Oth mixes and doughs for prep. of bakers wares, not containing co	129 671	517 298	291 945	1 289 990
1901204000	Oth mixes and doughs for prep. of bakers wares, containing cocoa	3	14 927	134	33 048
1901902000	Malt extract	1 652 190	5 920 251	4 043 793	14 353 625
1901903100	Filled milk, of goods of heading 04.01 to 04.04	6 201	667 232	43 233	3 192 352
1901903200	Oth than filled milk, containing cocoa powder of goods of head. 04	532 801	3 173 401	1 519 057	8 236 104
1901903900	Oth of goods of heading 04.01 to 04.04	131 767	619 308	666 808	2 227 342
1901904100	Oth soya based preparation, in powder form	1 024	54 932	1 199	172 144
1901904900	Oth soya based preparations, in other form	15 981	3 042 132	12 866	7 579 203
1901909100	Oth soya based preparation Medical foods	0	6 702	0	18 224
1901909990	Oth than kerupuk of shrimps	266 772	1 084 850	887 540	3 241 877
1902110000	Uncooked pasta, not stuffed/otherwise prepared, containing eggs	10 333	525 776	17 692	604 269
1902192000	Uncooked pasta, not stuffed/otw prep. not cont. eggs, rice vermicelli	6 258	81 644	5 846	109 923
1902193000	Uncooked pasta, not stuffed/otw prep. not cont. eggs, transparent v	616 624	944 255	637 058	1 036 628
1902194000	Uncooked pasta, not stuffed/otherwise prepared, not containing e	2 164	9 221	7 895	27 825
1902199000	Uncooked pasta, not stuffed/otherwise prepared, not containing e	115 462	1 191 423	152 281	1 711 744
1902201000	Stuffed pasta with meat or meat offal, whether or not cooked or o	23 663	78 700	90 156	309 185
1902209000	Stuffed pasta w/o meat/meat offal, fish, crustac, mollusc, wthr/not cc	0	264	0	518
1902302000	Oth pasta, instant rice vermicelli	15 031	49 674	25 961	92 268
1902303000	Oth pasta, transparent vermicelli	138 244	462 381	152 842	498 627
1902304000	Oth pasta, oth instant noodles	69 317	626 605	211 898	1 961 409
1902309000	Oth pasta, not instant rice vermicelli, transp vermicelli, oth instant n	102 793	783 238	125 612	1 236 029
1902400000	Couscous	480	5 699	2 508	12 846
1903000000	Tapioca & substitutes thf prep fr starch, in flake, grain, pearl, sifting/ s	65 424	2 412 085	46 835	1 100 154
1904101000	Prep food obtain by the swell/roasting of cereals/cereal products, c	402 078	1 865 088	1 129 917	5 107 912
1904109000	Prep food obtain by the swell/roasting of cereal/cereal product, no	118 332	706 788	349 042	2 355 845
1904201000	Prepared foods obtained from unroasted cereal flakes	0	65 880	0	119 708
1904209000	Prep food obtain fr mixture f unroasted cereal flake and roast cer f	77 169	274 157	156 109	565 136
1904901000	Rice preparations, including pre-cooked rice	20 367	113 753	58 528	343 291
1904909000	Oth prepared foods obtained of cereals or cereal products	17 117	76 176	51 112	258 336
1905100000	Crisp bread	16 862	100 001	44 229	294 404
1905200000	Gingerbread and the like	0	27	0	266
1905311000	Sweet biscuits not containing cocoa	293 940	1 217 769	909 513	3 117 221
1905312000	Sweet biscuits containing cocoa	148 761	731 317	892 559	3 860 586
1905320000	Waffles and wafers	242 011	1 180 353	642 548	3 950 571
1905401010	Rusk, toastd bread & sim toasted product, bread crumb no sugar, ho	168 586	815 404	225 372	1 113 435
1905401090	Rusk, toastd bread & sim toasted product, not bread crumb no suga	0	238	0	4 723
1905409000	Rusk, toastd bread & sim toasted product, bread crumb w/ sugar, hc	27 037	79 445	80 865	238 539
1905902000	Other unsweetened biscuits	2 387	36 748	22 367	148 505
1905903000	Cakes	231 029	1 023 459	654 058	1 889 805
1905904000	Pastries	5 401	34 439	43 472	136 681
1905907000	Communion wafers, sealing wafers, rice paper and similar products	5	5	43	43
1905908000	Other crisp savoury food products	95 618	766 463	329 183	2 211 812
1905909000	Other baker wares	331 471	1 911 163	631 366	4 011 772
2001100000	Cucumbers and gherkins, prepared or pre served by vinegar or acet	5 870	49 459	8 692	82 019
2001901000	Onions, prepared/preserved by vinegar or acetic acid	27 849	74 421	17 702	101 282
2001909000	Oth vegetable, fruit, nuts, edible part of plant prep/presv by vinegar,	17 303	89 171	39 896	205 367
2002101000	Tomatoe, cooked otw than by steam/boiling in water not prep/pres	53 280	257 816	52 526	218 044
2002109000	Tomatoe, not cooked otw thn by steam/boilin water not prep/pres	0	43 236	0	47 286
2002901000	Tomato paste, not prepared or preserved by vinegar or acetic acid	1 024 691	4 820 110	859 754	4 181 008
2002902000	Oth tomato powder, prepared/preserved otherwise than by vinega	4 200	9 500	13 574	31 342
2002909000	Other tomatoes, prepared/preserved otherwise than by vinegar/ac	29 160	136 503	23 779	127 556
2003100000	Mushrooms of the genus agaricus, not prep/presrvd by vinegar/ac	205 986	1 735 003	154 847	1 667 967
2003901000	Truffles, not prepared/preserved by vinegar or acetic acid	781	2 331	1 898	5 705
2003909000	Oth mushrooms, not prepared/preserved by vinegar or acetic acid	26 641	256 202	39 576	320 403
2004100000	Potatoes, frozen, not preprd/preserved by vinegar or acetic acid	1 553 469	9 743 204	1 565 886	10 792 752
2004901000	Infant food of vegetable & mixtur of vegt frozn, not prep/presrv by v	0	806	0	12 800
2004909000	Oth vegetables & mixtures of vegetables, frozn, prep/presrv by vine	619 569	2 443 879	725 132	2 856 992
2005109000	Hmgnis vegetbl not in airtight container not frozn, not prep/presrv k	18 267	35 974	40 787	76 032
2005201100	Potatoe chip & stick in airtight container not frozn, not prep/presrv b	71 968	458 761	489 828	2 755 287
2005201900	Potat chip & stick no in airtight container not frozn, not prep/presrv by	0	10 693	0	90 890
2005209900	Other potatoe, not in airtight containers not frozn, not prep/presrv by	130	2 571	1 255	21 534
2005400000	Peas (pisum sativum), not frozen, not prepared/preserved by vinegar/	7 439	279 587	3 095	158 097
2005510000	Beans, shelled, not frozen, not prepared or preserved by vinegar or	19 021	83 970	37 716	134 849
2005599000	Oth bean not in airtight container, not frozn not prep/presrv by vinega	0	314 613	0	339 099
2005600000	Asparagus, not frozen, not prepared or preserved by vinegar or ace	142 416	359 776	115 781	334 530
2005700000	Olives, not frozen, not prepared or preserved by vinegar or acetic a	0	19 259	0	55 414
2005800000	Sweet corn-zea mays var. saccharata, not frozen, not prep by vinega	192 814	932 912	130 549	779 752
2005910000	Bamboo shoots, not frozen, not prepared by vinegar/acid	17 222	34 444	12 814	25 628
2005991000	Oth vegetabl & mixtr of vegt in airtight containr, not frozn, not prep k	9 186	39 585	337 483	1 039 152

I.3. IMPOR MENURUT KOMODITI / IMPORT BY HS COMMODITY

\*\*\* JUNI/JUNE 2012 \*\*\*

HS	Uraian Komoditi Commodity Description	Berat Bersih / Net Weight (Kg)		Nilai / Value C.I.F (US\$)	
		Bulan ini Current Month	Kumulatif Cum.Jan. to date	Bulan ini Current Month	Kumulatif Cum.Jan. to date
2005999000	Oth vgtbl&mixtr of veqt not in airtghtcontainr,not frozn,not prep t	59 091	194 438	84 637	333 561
2006000000	Vegetables,fruit,nuts,fruit-peel &oth parts of plants,preserved by s	9 776	83 466	29 140	166 317
2007100000	Jams, fruit jellies, marmalades, fruit/nut, homogenised preparatio	87 659	305 419	239 318	1 187 373
2007910000	Citrus fruit	4 070	19 482	16 643	75 689
2007991000	Fruit pastes oth than of mango,pineapples or strawberries	68 955	688 885	89 169	649 502
2007999000	Fruit pastes of mango, pineapplesor strawberries	319 906	1 536 088	476 281	2 689 354
2008111000	Roasted ground nuts, othwise prepared/ preserved	68 132	219 095	150 531	557 427
2008112000	Peanut butter, othwise prepared/ preserved	30 796	211 632	107 717	712 363
2008119000	Oth ground nuts, othwise prepared/ preserved	106 010	225 183	202 410	507 963
2008191000	Cashew, incl. mixtures,othwiseprepared or preserved	3 997	15 683	10 692	70 808
2008199000	Other nuts and seeds, othwiseprepared or preserved	39 307	429 145	264 888	2 297 013
2008200000	Pineapples, othwise prepared/preserved	0	1 863	0	1 718
2008301000	Citrus fruit,added sugar/oth.sweetningmatter or spirit,otw prepar	21 424	107 803	26 951	147 372
2008309000	Citrus fruit, no sugar/oth.sweetningmatter or spirit,otw prepared/	1 201 361	2 063 591	1 315 621	2 086 879
2008401000	Pears,added sugar/oth.sweeteningmatter or spirit,otw prepared/	5 171	8 907	7 746	11 696
2008501000	Apricots,cont added sugar/oth sweetnigmatter/spirit otw prepare	2 716	4 627	5 279	7 199
2008601000	Cherries,cont added sugar/oth sweetnigmatter/spirit otw prepare	34 541	173 532	82 505	374 470
2008609000	Cherries,no sugar/oth sweetnigmatter/spirit otw prepared/preser	35	15 024	175	18 704
2008701000	Peaches,cont added sugar/oth sweetningmatter/spirit otw prepar	54 112	241 463	88 438	385 388
2008709000	Peaches, no sugar/oth sweetningmatter/spirit otw prepared/pres	8 853	8 854	31 590	31 594
2008801000	Strawberrie,cont added sugar/oth sweetmatter/spirit otw prepare	0	1 454	0	4 248
2008809000	Strawberrie, no sugar/oth sweeteningmatter/spirit otw prepared/	31	458	155	2 513
2008930000	Cranberries, otherwise prep/preserved,whether or not containing	445	445	2 085	2 085
2008971000	Mixture of stem,root&oth edible partofplant not incl fruit/nut,otw	0	1 419	0	1 817
2008972000	Mxtre oth of stem,root&oth edible partofplant notincl fruit/nut,ot	20 724	205 883	36 354	340 988
2008979000	Oth mixtures othwise prep./preserved	12 553	20 284	42 977	52 903
2008991000	Lychees, othwise prepared or preserved	128 685	310 525	186 561	400 209
2008992000	Longans, othwise prepared or preserved	259 365	879 362	294 774	1 002 533
2008993000	Stem,root&oth.edible part of plant notinc fruits or nuts, otw prep/	17 700	148 392	68 097	513 106
2008994000	Othwise prepared or preserved,added sugar/sweetening matter o	38 026	139 922	144 206	426 069
2008999000	Othwise prepared or preserved, notadded sugar/sweetening matt	3 693 152	3 843 282	99 942	379 074
2009110000	Orange juice, frozen	457 834	2 418 912	1 174 868	5 809 267
2009120000	Orange juice, not frozen, of a brixvalue not exceeding 20	28 236	379 529	26 677	518 142
2009190000	Other orange juice	28 946	266 045	47 691	306 252
2009210000	Grapefruit (including pomelo) juice,of a brix value not exceeding 2	4 235	35 752	3 271	27 128
2009290000	Other grapefruit juice	36 371	293 730	114 563	1 103 048
2009310000	Juice of any other single citrusfruit, of a brix value not exceeding 2	7 161	9 940	22 765	37 858
2009390000	Other juice of any other single citrusfruit	18 614	72 672	121 355	358 362
2009410000	Pineapple juice, of a brix value notexceeding 20	8 431	28 076	8 616	27 067
2009490000	Other pineapple juice	1 370	58 274	4 716	131 385
2009500000	Tomato juice	12 542	110 230	10 249	91 302
2009610000	Grape juice (including grape must),of a brix value not exceeding 20	55 982	264 213	86 955	311 169
2009690000	Other grape juice	57 080	257 902	328 745	838 785
2009710000	Apple juice, of a brix value notexceeding 20	40 851	233 686	40 274	226 907
2009790000	Other apple juice	185 516	857 491	381 904	2 044 189
2009811000	Cranberry juice for infant use	5	5	5	5
2009819000	Cranberry juice not for infant use	10 700	97 486	9 591	132 855
2009891000	Blackcurrant juice	800	3 118	14 361	24 708
2009899000	Oth juice of any oth single fruit /vegetables not for infant use	82 364	682 977	111 356	1 252 795
2009909000	Mixtures of juices not for instant use	350 522	2 432 810	683 504	4 319 150
2101111000	Instant coffee	320 739	4 205 262	2 125 005	29 629 242
2101119000	Extracts, essences and concentratesoth than coffee	60 060	299 207	173 272	857 113
2101121000	Mixtures in pasta form w/ a basis ofground roastd coffee,cont veg	0	4 064	0	10 098
2101129000	Prep w/ basis extrct,esenc/concrttrs/ w/basis coffee,oth thn mxtr ii	65 153	239 282	308 862	1 107 180
2101201000	Tea preprtn consisting of a mixtureof tea, milk powder and sugar	17 916	64 405	76 587	262 371
2101209000	Oth extract,essence,concentrate, of teaor mate & prep. milk powc	191 884	697 329	1 281 079	4 313 425
2101300000	Roasted chicory&oth.roasted coffee substitute,extract,essence&c	0	512	0	5 903
2102100000	Active yeasts	181 160	1 212 670	492 790	3 338 058
2102200000	Inactive yeasts; oth single-cell microorganisms, dead	936 376	3 458 047	1 099 198	6 585 284
2102300000	Prepared baking powders	541 300	2 390 526	1 522 893	5 200 969
2103100000	Soya sauce	1 008 707	6 479 927	929 693	5 964 033
2103200000	Tomato ketchup and other tomato sauces	35 253	243 804	54 424	396 156
2103300000	Mustard flour & meal & prepared mustard	5 565	62 973	18 662	192 636
2103901000	Chilli sauce	126 015	525 083	237 553	996 405
2103903000	Fish sauce	99 372	478 595	102 819	446 053
2103904000	Oth mixed condiments and mixedseasonings, including belachan	26 576	163 106	98 129	530 864
2103909000	Oth sauces and preparations therefor;mustard flour & meal & prej	1 211 744	6 938 351	3 259 175	18 624 161
2104101100	Soups and broths & preparationtherefor containing meat for infan	0	113	0	1 820
2104101900	Soups and broths & preparationtherefor cont meat not for infant t	0	27 163	0	65 571
2104109900	Soups and broths & preparationtherfor not cont meat notfor infan	80 731	310 938	278 285	844 694
2104201100	Homogenised composite food preparation,containing meat for infa	181	181	1 696	1 696

I.3. IMPOR MENURUT KOMODITI / IMPORT BY HS COMMODITY

\*\*\* JUNI/JUNE 2012 \*\*\*

HS	Uraian Komoditi Commodity Description	Berat Bersih / Net Weight (Kg)		Nilai / Value C.I.F (US\$)	
		Bulan ini Current Month	Kumulatif Cum.Jan. to date	Bulan ini Current Month	Kumulatif Cum.Jan. to date
2104209900	Homogenised composite food preparation,not containing meat not	269	48 853	1 266	63 623
2105000000	Ice cream and other edible ice, whether or not containing cocoa	160 007	993 218	762 319	3 955 123
2106100000	Protein concentrates and textured protein substances	988 908	4 431 369	1 703 902	10 349 610
2106901000	Dried bean curd and bean curd sticks	0	32 442	0	54 489
2106902000	Flavoured or colored syrups	292 423	1 006 721	949 102	3 486 534
2106903000	Non-dairy creamer	7 925 869	41 585 326	13 999 064	74 204 146
2106904100	Autolysed yeast preparations in powder form	41 200	267 088	266 130	2 025 839
2106904900	Autolysed yeast preparations not in powder form	19 171	68 844	52 123	301 199
2106905100	Non-alcoholic prep of raw material for the manufacture of composite	54 743	178 458	558 636	1 863 327
2106905200	Non-alcoholic composite concentrates for simple dilution w/ water to	350 606	1 972 690	4 607 759	32 477 031
2106905300	Ginseng based products	8 344	39 475	164 613	572 029
2106905900	Other non-alcoholic preparations use for making / manufacturing t	390 537	1 729 962	2 186 079	7 817 338
2106907000	Food supplements	538 995	2 247 479	9 290 658	39 894 548
2106908000	Fortificant premixes	95 975	565 783	221 764	2 122 897
2106909100	Oth mixtures of chemicals/oth substances of a kind used for food p	80 208	507 078	105 923	760 066
2106909200	Ginseng based preparations	1 698	7 069	37 286	269 037
2106909300	Foods preparations for lactase deficient infants	526	19 929	16 303	45 602
2106909400	Other food preparations for infant use	4 824	20 254	396 354	1 605 901
2106909600	Other medical foods	147	267	3 296	7 008
2106909800	Other flavouring preparations	101 741	455 242	468 026	2 021 206
2106909910	Tempeh	0	8 001	0	27 750
2106909990	Other food preparations not elsewhere specified or included	982 334	5 775 523	6 857 540	48 021 015
2201100010	Mineral waters	286 638	1 432 149	205 011	1 265 491
2201100020	Aerated waters	1 677	9 570	1 324	6 040
2201909090	Other waters not containing added sugar or oth sweetening matter	0	16 310	0	7 852
2202101000	Sparkling mineral waters and aerated waters, flavoured	133 569	801 009	99 377	737 624
2202109000	Other waters, containing added sugar/oth sweetening or flavourer	2 893 075	12 158 837	2 152 829	8 807 053
2202901000	Flavoured uht milk drinks	155 795	614 026	231 437	1 038 594
2202902000	Soya milk drinks	140 652	1 424 444	118 196	1 251 758
2202903000	Oth non-aerated beverage ready for immediate consumption with	2 106 372	7 292 747	2 007 636	7 759 511
2202909000	Oth non-alcoholic beverages, excluding fruit or vegetable juices	4 542 914	18 140 231	2 378 844	10 535 054
2203001000	Beer made from malt, Stout and porter	20 000	30 243	50 000	66 833
2203009000	Other beer made from malt, including ale	15 719	92 639	28 835	167 697
2204100000	Sparkling wine	808	7 828	15 618	103 175
2204211100	Wine, in containers <= 2 l, alcoholic strength by volume <= 15%	7 504	99 124	43 401	446 915
2204212100	Grape must, in container <=2 l, alcoholic strength by volume <= 15%	2 020	5 545	29 371	74 122
2204212200	Grape must, in container <=2 l, alcoholic strength by volume > 15%	55	803	793	10 234
2204291100	Wine, in containers > 2 l, alcoholic strength by volume <= 15%	0	1	0	1
2204301000	Other grape must, alcoholic strength by volume <= 15%	25 687	136 932	132 902	850 039
2204302000	Other grape must, alcoholic strength by volume > 15%	0	226	0	1 116
2205102000	Vermouth & oth wine, in container <=2 l, alcoholic strength by volu	36	163	538	2 419
2206002000	Sake (rice wine)	0	11 657	0	38 750
2207100000	Undenatured ethyl alcohol of alcoholic	739	56 812	3 969	192 128
2207201100	Ethyl alcohol of an alcoholic strength	0	10 543	0	24 647
2208205000	Brandy	2 763	6 225	44 963	75 408
2208209000	Other spirits obtained by distilling	23 451	58 948	463 454	1 128 536
2208300000	Whiskies	41 156	209 010	672 519	2 619 212
2208400000	Rum & oth spirit obtained by	5 066	12 360	41 357	98 700
2208500000	Gin & geneva	2 865	20 467	50 805	221 409
2208600000	Vodka	9 409	45 710	82 250	441 748
2208700000	Liqueurs & cordials	4 823	33 446	35 010	430 475
2208909000	Other spirituous beverages	932	8 286	6 831	89 561
2209000000	Vinegar and substitutes for vinegar obtained from acetic acid	110 056	564 174	143 640	633 788
2301100000	Flours, meals & pellets, of meat / meat offal; greaves	5 690 903	29 353 783	4 022 030	19 130 739
2301201000	Flours, meal & pellet, of fish w/ a protein content weight <60% / crust	1 098 604	9 212 985	1 016 156	8 567 416
2301202000	Flours, meal & pellet, of fish w/ a protein content weight >=60% / cru:	2 927 734	12 199 999	3 520 455	15 104 812
2301209000	Oth flours, meals & pellets unfit for human consumption	2 901 473	22 754 353	2 728 823	21 681 335
2302100000	Bran, sharps and other residues of maize (corn)	376 330	2 772 279	326 837	2 177 459
2302300000	Bran, sharps and other residues of wheat	1 898 980	9 103 819	597 803	2 941 421
2302401000	Bran, sharps and other residues of rice	111 506	111 506	18 738	18 738
2302500000	Bran, sharps and other residues of leguminous plants	1 881 900	3 781 550	601 961	1 189 022
2303101000	Residues of starch manufacture of manioc (cassava) or sago	10 500	48 000	24 150	110 400
2303109000	Other residues of starch and similar residues	17 776 627	84 665 346	11 686 317	53 851 809
2303300000	Brewing or distilling dregs and waste	17 266 986	105 221 385	5 449 691	32 072 737
2304001000	Defatted soya bean flour, fit for human consumption	45 000	159 150	17 406	101 823
2304009000	Oil-cake & other solid residues, from extraction of soyabean oil	448 970 658	1 544 186 809	223 000 038	673 520 894
2305000000	Oil-cake & other solid residues, from extraction of ground-nut oil	307 185	307 185	160 658	160 658
2306100000	Oil-cake and other solid residues of cotton seeds	0	40 000	0	38 836
2306300000	Oil-cake and other solid residues of sunflower seeds	24 975	24 975	17 883	17 883
2306411000	Oil-cake and other solid residues of lowerucic acid rape seeds	13 035 950	58 263 664	3 779 385	14 458 828
2306412000	Oil-cake and other solid residues of lowerucic acid colza seeds	0	298 380	0	67 130

I.3. IMPOR MENURUT KOMODITI / IMPORT BY HS COMMODITY

\*\*\* JUNI/JUNE 2012 \*\*\*

HS	Uraian Komoditi Commodity Description	Berat Bersih / Net Weight (Kg)		Nilai / Value C.I.F (US\$)	
		Bulan ini Current Month	Kumulatif Cum.Jan. to date	Bulan ini Current Month	Kumulatif Cum.Jan. to date
2306491000	Oil-cake and other solid residues of othrape seeds	5 539 720	24 197 080	1 480 548	5 519 454
2306492000	Oil-cake and other solid residues of othcolza seeds	0	1 718 400	0	421 275
2306500000	Oil-cake and other solid residues ofcoconut/copra	25 000	125 000	1 030	5 237
2306600000	Oil-cake and other solid residues ofpalm nuts or kernels	0	46 260	0	4 649
2306901000	Oil-cake and other solid residues ofmaize (corn) germ	1 655 716	13 254 482	1 080 662	7 699 046
2306909000	Other oil-cake and other solid residues	1 016 700	15 451 612	282 925	3 356 438
2308000000	Vegetable materials and waste, residuesof a kind used in animal fe	39 000	315 307	46 800	283 295
2309101000	Dog or cat food, put up for retail sale,containing meat	1 006 573	4 818 823	1 038 997	4 896 964
2309109000	Dog or cat food, put up for retail sale,not containing meat	1 778 610	9 436 676	2 320 783	9 686 652
2309901100	Complete feed of a kind suitable forpoultry	331 900	1 613 318	211 945	986 365
2309901200	Complete feed of a kind suitable forswine	3 553 184	23 156 105	1 096 831	6 819 166
2309901300	Complete feed of a kind suitable forprawns	188 646	932 839	235 439	1 086 763
2309901900	Other complete feed	99 461	375 451	104 805	463 236
2309902000	Premixes, feed supplements and feedadditives for animal	4 285 927	22 769 266	11 979 986	65 079 977
2309903000	Other preparations of a kind used inanimal feeding, containing me	26 489 710	134 981 450	14 295 359	70 991 660
2309909000	Other preparations of a kind used inanimal feeding, not containinç	15 129 159	81 333 395	9 724 159	47 290 728
2401101000	Virginia tobacco, not stemmed/stripped,flue-cured	2 894 633	8 859 625	12 142 060	43 182 386
2401102000	Virginia tobacco, not stemmed/stripped,not flue-cured	13 440	2 241 282	14 784	8 627 273
2401104000	Burley tobacco, not stemmed/stripped	104 000	617 720	313 100	2 008 376
2401105000	Oth tobacco, not stemmed/stripped,flue-cured	0	823 728	0	4 055 388
2401109000	Oth tobacco, not stemmed/stripped, notflue-cured	1 149 558	6 971 399	9 521 558	44 798 404
2401201000	Virginia tobacco, partly or whollystemmed/stripped,flue-cured	3 605 573	21 193 456	16 928 571	108 868 964
2401202000	Virginia tobacco, partly or whollystemmed/stripped,not flue-cureç	377 400	1 063 320	1 852 140	4 890 476
2401203000	Oriental tobacco, partly or whollystemmed/stripped	1 242 833	5 819 976	6 681 941	34 575 987
2401204000	Burley tobacco, partly or wholly stemmed/stripped	267 300	1 801 954	2 325 510	9 008 052
2401205000	Oth tobacco, partly or wholly stemmed/stripped, flue-cured	110 413	916 977	1 070 004	5 763 431
2401209000	Oth tobacco, partly or wholly stemmed/stripped,not flue-cured	1 070 248	6 825 790	4 950 438	32 673 411
2401301000	Tobacco stems	846 880	7 400 131	463 232	5 104 338
2401309000	Other tobacco refuse	127 407	1 363 929	176 583	1 476 256
2402100000	Cigars, cheroots and cigarillos,containing tobacco	3 649	20 310	67 345	259 790
2402202000	Clove cigarettes	21 923	21 923	175 874	175 874
2402209000	Other cigarettes containing tobacco	113 065	336 342	2 142 197	5 283 251
2402902000	Cigarettes of tobacco substitutes	0	12 754	0	366 837
2403110000	Water pipa tobacco	199 537	199 537	928 629	928 629
2403191100	Ang hoon, packed for retail sale	37 296	37 296	90 442	90 442
2403192000	Oth manufactured tobacco for themanufacture of cigarette	1 216 940	5 852 713	9 561 809	46 051 104
2403199000	Other smoking tobacco, whether or notcontaining tobacco substit	121 203	126 203	293 920	319 246
2403911000	Homogenised or reconstituted tobacco,packed for retail sale	1 875	1 875	14 351	14 351
2403919000	Homogenised or reconstituted tobacco,packed not for retail sale	4 682	110 917	64 261	620 748
2403991000	Tobacco extracts and essences	0	47	0	989
2403999000	Oth manufactures tobacco & manufacturedtobacco substitutes	9 119	19 529	30 048	109 083
2501001000	Table salt	13	257	110	1 223
2501002000	Rock salt	321	321	1 983	1 983
2501005000	Sea water	0	573	0	8 631
2501009010	Oth salt cont. at least 94.7% sodiumchloride calculated on a dry ba	334 690 190	1 285 027 082	17 052 539	64 147 158
2501009090	Other salt and sea water	1 000 089	3 002 960	86 644	245 121
2502000000	Unroasted iron pyrites	0	44 000	0	15 460
2503000000	Sulphur of all kinds, oth than sublimed,precipitated and colloidal s	27 320 748	170 206 000	6 427 052	38 838 099
2504100000	Natural graphite, in powder or in flakes	215 643	6 858 322	177 959	2 544 060
2504900000	Natural graphite,not in powder nor inflakes	6 577	410 329	114 949	771 825
2505100000	Silica sands and quartz sands	3 196 292	20 420 237	515 995	3 624 576
2505900000	Other natural sands,whether/not coloredother than metal-bearing	425 015	1 612 973	214 946	1 320 712
2506100000	Quartz	1 271 307	5 430 744	246 769	692 392
2506200000	Quartzite	83 299	372 656	44 443	212 304
2507000000	Kaolin and other kaolinic clays,whetheror not calcined	9 487 723	64 975 321	2 684 997	18 244 263
2508100000	Bentonite	39 678 275	133 050 325	3 988 733	17 044 760
2508300000	Fire-clay	322 155	3 127 116	174 796	1 424 267
2508401000	Fuller's earth	1 545 774	5 847 391	311 354	1 112 611
2508409000	Other clays	5 154 615	25 776 213	1 905 740	10 023 819
2508500000	Andalusite, kyanite and sillimanite	130 000	1 204 371	58 450	540 349
2508600000	Mullite	344 000	1 530 717	125 460	599 402
2508700000	Chamotte or dinas earths	281 668	1 096 253	103 438	460 883
2509000000	Chalk	144 951	1 014 116	51 343	409 104
2510101000	Apatite, unground	132 000	582 361	185 580	818 996
2510109000	Oth natural calcium phosphates,naturalaluminium calcium phosph	80 977 679	579 150 679	15 877 278	95 421 149
2510209000	Oth natural calcium phosphates,naturalaluminium calcium phosph	20 000	60 000	44 000	117 000
2511100000	Natural barium sulphate (barytes)	5 027 769	83 356 866	1 072 478	11 462 270
2511200000	Natural barium carbonate (witherite)	0	28	0	24
2512000000	Siliceous fossil meals and similarsiliceous earths	315 099	1 828 164	210 089	1 366 326
2513100000	Pumice stone	14 133	40 366	54 901	134 110
2513200000	Emery, natural corundum, natural garnetand other natural abrasiv	3 993 609	15 432 681	1 361 738	5 543 791

I.3. IMPOR MENURUT KOMODITI / IMPORT BY HS COMMODITY

\*\*\* JUNI/JUNE 2012 \*\*\*

HS	Uraian Komoditi Commodity Description	Berat Bersih / Net Weight (Kg)		Nilai / Value C.I.F (US\$)	
		Bulan ini Current Month	Kumulatif Cum.Jan. to date	Bulan ini Current Month	Kumulatif Cum.Jan. to date
2514000000	Slate, whether or not roughly trimmed or merely cut	81 817	432 496	46 225	235 058
2515110000	Marble and travertine, crude or roughly trimmed	610 010	1 889 615	101 124	335 740
2515121000	Marble and travertine, merely cut into blocks	2 182 532	14 161 714	318 206	2 102 995
2515122000	Marble and travertine, merely cut into slabs	3 634 129	18 759 536	1 530 506	7 752 786
2515200000	Ecaussine & other calcareous monumental or building stone; alaba	0	40	0	300
2516110000	Granite, crude or roughly trimmed	4 000	121 034	5 460	57 325
2516121000	Granite, merely cut into blocks	860 505	1 752 744	296 586	605 465
2516122000	Granite, merely cut into slabs	2 294 655	11 928 080	684 835	4 203 521
2516201000	Sandstone, crude or roughly trimmed	153 084	229 867	42 557	170 518
2516202000	Sandstone, merely cut into blocks or slabs	398 974	3 630 606	115 443	685 842
2516900000	Other monumental or building stone	138 313	456 051	40 056	172 816
2517100000	Pebbles, gravel, broken/crushed stone whether or not heat treated	46 300 154	219 160 015	414 308	2 693 121
2517200000	Macadam of slag, dross or similar industrial waste	0	208	0	656
2517410000	Granules, chippings and powder of marble	27 000	54 012	3 974	8 468
2517490000	Granules, chippings & powder of stones whether or not heat treated	128 616	726 551	48 346	247 491
2518100000	Dolomite, not calcined or sintered	251 300	484 751	20 104	38 781
2518200000	Dolomite, calcined or sintered	1 125 920	4 550 279	216 436	782 262
2518300000	Dolomite, ramming mix	0	816 001	0	171 625
2519100000	Natural magnesium carbonate (magnesite)	18 676	12 525 738	149 626	5 344 388
2519901000	Fused magnesia; dead-burned magnesia	1 014 102	6 212 612	273 015	1 525 708
2519902000	Other magnesium oxide, whether or not pure	2 029 149	12 161 882	911 925	4 884 560
2520100000	Gypsum, anhydrite	150 395 156	817 090 763	4 596 126	25 949 159
2520201000	Plasters, of a kind use suitable for use in dentistry	25 861	148 825	12 056	82 532
2520209000	Other plasters	10 655 354	81 719 496	1 104 086	5 659 852
2521000000	Limestone flux; limestone and other calcareous stone of lime or calc	30 399 975	85 542 322	1 488 507	3 151 564
2522100000	Quicklime	17 089 605	56 350 169	1 595 307	7 069 896
2522200000	Slaked lime	63 192	2 884 706	61 509	577 352
2522300000	Hydraulic lime	0	70 236	0	19 975
2523101000	Cement clinkers, for white cement	39 715 000	40 978 098	2 386 298	2 611 223
2523109000	Other cement clinkers	156 878 966	1 212 203 708	7 856 663	69 739 912
2523210000	Portland cement, white cement, whether or not artificially coloured	1 940	25 101 295	11 252	1 870 900
2523291000	Portland cement, coloured cement	72 068 912	254 386 862	4 808 057	14 937 403
2523299000	Other portland cements	21 300 296	88 911 363	1 601 760	5 605 712
2523300000	Aluminous cement	557 680	2 897 250	502 501	2 395 123
2523900000	Other hydraulic cements	34 417 484	109 370 978	2 502 192	7 397 560
2524900000	Other asbestos	10 950 032	85 024 277	7 060 568	45 903 175
2525100000	Crude mica and mica rifted into sheets or splittings	2 271	9 173	3 738	52 685
2525200000	Mica powder	518 172	1 881 518	594 417	2 191 756
2525300000	Mica waste	0	100	0	246
2526100000	Natural steatite, not crushed, not powdered	252 000	1 215 003	47 916	158 922
2526201000	Talc powder, crushed or powdered	7 444 479	46 706 798	1 709 771	10 139 170
2526209000	Other natural steatite, crushed/powdered	324 674	2 377 447	126 942	806 628
2528000000	Natural borates and concentrates; natural boric acid containing < 8%	0	860 319	0	544 279
2529100000	Feldspar	24 842 162	158 745 091	1 868 617	13 147 936
2529210000	Fluorspar, containing by weight 97% or less of calcium fluoride	170 024	686 138	103 093	328 916
2529220000	Fluorspar, containing by weight more than 97% of calcium fluoride	88 928	676 469	55 418	409 375
2529300000	Leucite; nepheline & nepheline syenite	260 999	1 562 280	135 789	623 492
2530100000	Vermiculite, perlite and chlorites, unexpanded	289 241	4 051 050	137 284	1 166 044
2530201000	Kieserite	14 849 500	119 866 453	2 438 026	21 845 469
2530202000	Epsomite	0	50 026	0	9 001
2530901000	Zirconium silicates of a kind used as opacifiers	282 440	988 597	755 945	2 512 841
2530909000	Other mineral substances not elsewhere specified or included	2 300 631	17 466 151	623 809	4 571 871
2601110000	Iron ores and concentrates, other than roasted iron pyrites: non ag	176 188 585	836 505 968	32 767 647	174 242 532
2601120000	Iron ores and concentrates, other than roasted iron pyrites: agglon	0	575 093	0	227 694
2601200000	Roasted iron pyrites	4 824	503 933	11 824	311 873
2602000000	Manganese ores & concentrates, including ferruginous manganese,	281 210	868 734	42 182	252 279
2603000000	Copper ores and concentrates	7 134	39 064 479	62 190	102 611 668
2606000000	Aluminium ores and concentrates	134 872	414 872	367 492	553 396
2607000000	Lead ores and concentrates	0	69 734	0	26 986
2608000000	Zinc ores and concentrates	924	13 506	20 357	140 063
2609000000	Tin ores and concentrates	13 362	1 209 763	100 029	900 630
2610000000	Chromium ores and concentrates	235 064	1 730 464	125 079	924 008
2611000000	Tungsten ores and concentrates	604	2 390	47 882	146 686
2613900000	Molybdenum ores and concentrates, not roasted	2	3	732	1 631
2614001000	Titanium ores and concentrates, ilmenite ores and concentrates	0	20 000	0	14 258
2614009000	Titanium ores and concentrates, other than ilmenite ores & con	655 126	3 497 465	1 811 477	8 115 843
2615100000	Zirconium ores and concentrates	1 309 200	5 115 579	3 377 249	12 848 454
2615900000	Niobium, tantalum or vanadium ores and concentrates	53 132	286 467	165 312	954 051
2616900000	Precious metal ores other than silver ores and concentrates	2	991	51	158 942
2617100000	Antimony ores and concentrates	7 613	53 892	45 024	352 936
2617900000	Other ores and concentrates.	18 000	375 405	7 650	468 720

I.3. IMPOR MENURUT KOMODITI / IMPORT BY HS COMMODITY

\*\*\* JUNI/JUNE 2012 \*\*\*

HS	Uraian Komoditi Commodity Description	Berat Bersih / Net Weight (Kg)		Nilai / Value C.I.F (US\$)	
		Bulan ini Current Month	Kumulatif Cum.Jan. to date	Bulan ini Current Month	Kumulatif Cum.Jan. to date
2618000000	Granulated slag (slag sand)from themanufacture of iron or steel	0	5 167	0	11 872
2620190000	Slag,ash & residues containing mainlyzinc, not hard zinc spelter	0	2 417	0	558
2620210000	Slag,ash & residues cont mainly lead,leaded gasoline sludges & ani	0	476	0	120
2620300000	Slag,ash & residues containing mainlycopper	0	1 988	0	18 918
2620910000	Slag,ash &residues containing antimony,beryllium,cadmium,chron	0	244	0	1 017
2620991000	Slag & hardhead of tin	0	2 672	0	6 252
2621100000	Ash & residues from the incinerationof municipal waste	182	182	2 890	2 890
2621900000	Seaweed ash (kelp)	0	256 562	0	74 907
2701110000	Anthracite	16 918 630	40 405 098	4 722 641	14 119 603
2701121000	Bituminous coal: coking coal	26 750	26 750	15 803	15 803
2701129000	Bituminous coal: not coking coal	29 950	725 256	13 117	136 548
2701190000	Other coal,whether or not pulverisedbut not agglomerated	237 896	1 221 224	187 254	815 809
2701200000	Briquettes,ovoids & similar solidfuels manufactured from coal	188 153	2 531 738	50 271	799 785
2702100000	Lignite, whether or not pulverised,but not agglomerated	2 223	23 281	2 733	26 036
2702200000	Agglomerated lignite	16 330	248 666	38 765	505 228
2703001000	Peat, whether or not compressed intobales, but not agglomerated	72 000	96 230	11 472	16 950
2703002000	Agglomerated peat	0	63 400	0	29 897
2704001000	Coke & semi-coke of coal	25 471 573	47 408 211	9 692 018	19 169 105
2704002000	Coke & semi-coke of lignite or of peat	0	298 347	0	119 444
2704003000	Retort carbon	340 000	3 492 196	81 600	1 085 457
2705000000	Coal gas, water gas, producer gas andsimilar gases oth than petrol	100	553	908	8 211
2706000000	Tar distilled from coal,from lignite orfrom peat & other mineral tar	72 000	576 600	41 760	384 713
2707200000	Toluol (toluene)	1 356	45 447	8 785	70 419
2707300000	Xylol (xylenes)	3 517	1 975 247	13 872	2 662 071
2707400000	Napthalene	49 885	632 054	95 927	1 089 278
2707500000	Oth aromatic hydrocarbon mix.of >= 65%by vol ,distils at 250.c, AS	114 786	12 287 680	303 131	16 332 359
2707910000	Creosote oils	0	12 329 625	0	8 101 274
2707991000	Carbon black feedstock	9 960	54 043	29 645	152 899
2707999000	Other products of the distilled of hightemperature coal tar	3 120 605	13 878 842	3 369 867	15 407 820
2708100000	Pitch	8 255 176	14 668 662	5 480 884	9 549 918
2709001000	Crude petroleum oil	1 015 451 179	6 292 713 067	788 475 317	5 528 642 647
2709009000	Other petroleum oil, crude	14 160	129 310	32 143	217 891
2710121100	Motor spirit, of RON 97 and above,leaded	0	41 193 391	0	47 565 359
2710121200	Motor spirit, of RON 97 and above,unleaded	0	5 877 921	0	6 248 740
2710121300	Motor spirit, of RON 90 and above, butbelow RON 97, leaded	14 768 058	45 480 871	14 552 509	55 844 380
2710121400	Motor spirit, of RON 90 and above, butbelow RON 97, unleaded	0	18 175 921	0	20 158 637
2710121500	Other motor spirit, leaded	0	32 096 365	0	34 292 674
2710121600	Other motor spirit, unleaded	1 117 331 888	6 144 568 498	1 215 782 796	6 831 769 141
2710122000	Aviation spirit, not of a kind used asjet fuel	181 711	902 234	413 311	2 030 389
2710123000	Tetrapropylene	0	1 993 649	0	2 478 343
2710124000	White spirit	39 690	3 028 038	71 244	3 851 720
2710125000	Low aromatic solvents containing byweight <= 1 % aromatic conte	3 086 946	14 688 891	4 689 958	21 717 292
2710126000	Other solvent spirits	5 352	24 649	57 380	128 216
2710127000	Naphtha, reformate and oth preparationsof a kind used for bledinj	174 128 975	759 928 305	177 071 321	768 958 462
2710128000	Other Alfa olefins	2	43 162	58	131 270
2710129000	Other petroleum oil, light oil & otherthan crude	1 910 350	34 804 491	2 885 300	41 523 611
2710192000	Topped crudes	56 152	696 968	123 912	1 555 387
2710193000	Carbon black feedstock	470	77 914 457	4 535	51 812 658
2710194100	Lubricating oil basestock	18 012 939	88 292 127	25 907 153	122 795 220
2710194200	Lubricating oils for aircraft engines	9 560	65 153	60 576	383 280
2710194300	Other lubricating oils	13 076 309	62 061 468	31 089 692	153 435 755
2710194400	Lubricating greases	2 162 367	10 648 990	5 836 253	31 716 801
2710195000	Hydraulic brake fluid	11 027	76 327	66 124	337 345
2710196000	Transformer and circuit breakers oils	529 396	8 191 563	791 060	10 992 378
2710197100	Automotive diesel fuel	579 443 347	4 009 954 916	603 894 212	3 911 835 314
2710197200	Other diesel fuel	220 337 771	1 082 860 792	207 310 738	1 079 116 014
2710197900	Other fuel oils	18 284 819	358 147 701	39 274 272	328 571 623
2710198200	Aviation turbine fuel (jet fuel) havinga flash point of less than 23-c	12 194 081	190 478 464	13 987 280	198 145 776
2710198910	Normal paraffin	8 779 071	54 921 266	11 747 012	78 642 812
2710198990	Other medium oils and preparations	226 467	5 663 315	379 950	9 124 364
2710199000	Other of diesel fuel, fuel oils	1 687 943	49 249 555	2 951 527	61 780 168
2710200000	Petroleum oils and obtained frombituminous minerals(oth then cr	0	3 060	0	17 431
2711110000	Liquid natural gas	0	549	0	10 257
2711120000	Liquid propane	109 260 666	754 442 088	84 883 727	748 639 663
2711130000	Liquid butanes	101 063 057	971 715 751	81 294 041	983 875 428
2711141000	Liquid ethylene	0	6 121	0	14 721
2711149000	Liquid propylene, butylene & butadiene	0	47 603	0	131 115
2711190000	Other liquid petroleum gas	271	22 582 566	13 211	28 320 108
2711211000	Natural gas of a kind used as a motorfuel	0	30 302	0	7 619
2711290000	Oth natural gas in gaseous state	4 127	77 262	77 249	597 897
2712100000	Petroleum jelly	210 531	1 703 665	476 365	3 733 435

## I.3. IMPOR MENURUT KOMODITI / IMPORT BY HS COMMODITY

\*\*\* JUNI/JUNE 2012 \*\*\*

HS	Uraian Komoditi Commodity Description	Berat Bersih / Net Weight (Kg)		Nilai / Value C.I.F (US\$)	
		Bulan ini Current Month	Kumulatif Cum.Jan. to date	Bulan ini Current Month	Kumulatif Cum.Jan. to date
2712200000	Paraffin wax containing by weight < 0.75% of oil	688 414	4 316 590	948 135	5 913 456
2712901000	Other paraffin wax containing by weight>= 0.75% of oil	1 191 224	6 475 576	1 871 416	9 846 906
2712909000	Microcrystalline petroleum wax, slackwax, ozokerite, lignite wax, p	360 029	2 720 227	865 016	7 233 461
2713110000	Petroleum coke, not calcined	56 400	52 343 920	22 560	8 732 289
2713120000	Petroleum coke, calcined	10 495 323	23 467 892	6 269 697	15 193 870
2713200000	Petroleum bitumen	44 283 052	327 685 652	29 578 701	217 994 548
2713900000	Other residues of petroleum oils or of oils obtained from bituminou	0	5	0	855
2714100000	Bituminous or oil shale and tar sands	50 543	1 286 011	43 002	839 290
2714900000	Asphaltes and asphaltic rocks	3 845 248	21 642 980	2 284 440	13 781 981
2715000000	Bituminous mix. based on natural asphalt on natural bitumen, on p	135 636	627 134	238 147	1 263 534
2716000000	Electrical energy	0	206 705	0	58 415
2801100000	Chlorine	232 311	1 734 753	156 464	1 252 315
2801200000	Iodine	2 017	8 771	107 509	507 051
2801300000	Fluorine; bromine	3 864	31 660	116 897	505 473
2802000000	Sulphur, sublimed or precipitated, colloidal sulphur	2 658 964	51 905 839	7 193 753	23 810 930
2803002000	Acetylene black	285 686	2 545 190	894 087	7 400 529
2803004010	Rubber grade of other carbon black	9 772 171	57 577 945	12 068 223	71 280 402
2803004090	Other rubber grade of other carbon black	251 199	2 882 980	349 090	4 317 191
2803009000	Other acetylene black of other carbon	2 612 873	10 615 202	3 840 011	16 726 624
2804100000	Hydrogen	138 054	697 028	54 834	285 100
2804210000	Argon	1 299 948	5 724 207	864 026	3 743 570
2804290000	Other rare gases	300 763	891 643	410 555	1 853 815
2804300000	Nitrogen	1 667 055	10 537 769	354 226	50 478 133
2804400000	Oxygen	2 346 943	14 313 091	818 071	4 504 887
2804500000	Boron; tellurium	1 581	3 706	5 045	8 170
2804610000	Silicon, containing by weight >= 99.99%	24 687	142 488	2 607 520	11 256 642
2804690000	Silicon, containing by weight < 99.99%	651 903	4 454 036	1 488 628	10 563 883
2804700000	Phosphorus	30 055	159 320	835 239	9 912 744
2804800000	Arsenic	44 004	54 004	53 236	88 236
2804900000	Selenium	958	25 974	124 007	1 104 916
2805110000	Sodium	86 139	444 471	108 413	866 521
2805120000	Calcium	10 451	49 118	8 141	41 935
2805190000	Other alkali or alkaline-earth metals	222 068	1 089 440	761 801	4 185 834
2805300000	Rare-earth metals, scandium & yttrium whether or not intermixed	54	95	313	1 919
2805400000	Mercury	48	470	9 280	108 660
2806100000	Hydrogen chloride (hydrochloric acid)	1 307 416	6 545 048	344 895	1 436 038
2806200000	Chlorosulphuric acid	1	17	23	532
2807000000	Sulphuric acid; oleum.	63 458 267	261 724 785	3 023 114	22 242 091
2808000000	Nitric acid; sulphonitric acids	563 720	6 393 249	401 230	3 546 501
2809100000	Diphosphorus pentoxide	16 058	27 469	37 238	67 237
2809203100	Hypophosphoric acids, food grade	3 224 024	9 020 177	2 719 925	8 034 170
2809203900	Phosphoric acids, hypophosphoric acids, except Hypophosphoric acids; p	1 336 866	7 558 359	1 377 706	7 605 799
2809209100	Hypophosphoric acids, not food grade	107 076	10 448 376	131 004	8 974 902
2809209900	Phosphoric acids, hypophosphoric acids, except Hypophosphoric acids; p	318 694	123 120 676	318 517	118 673 223
2810000000	Oxide of boron; boric acids	541 160	2 392 431	510 527	2 554 975
2811110000	Hydrogen fluoride (hydrofluoric acid)	59 329	682 643	86 367	958 190
2811191000	Arsenic acid	0	3 775	0	29 571
2811199010	Sulphamic acid	381 875	880 097	157 529	685 622
2811199090	Other inorganic acids, except sulphamic acid, Arsenic acid and hydro	1 121	1 611	6 418	11 909
2811210000	Carbon dioxide	534 935	4 132 135	247 423	2 631 611
2811221000	Silica powder	3 239 002	14 762 384	2 935 217	14 342 223
2811229000	Other Silicon powder	2 193 989	9 900 912	1 874 535	9 103 207
2811291000	Diarsenic pentoxide	0	44	0	2 104
2811299000	Other inorganic oxygen compounds of nonmetals	219 387	644 051	720 991	1 701 402
2812100000	Chlorides and chloride oxides	38 007	120 019	95 051	262 917
2812900000	Other halides and halide oxides of non metals	6 037	43 199	18 750	887 796
2813900000	Other sulphides of non-metal	2	577	380	68 675
2814100000	Anhydrous ammonia	17 395 230	133 324 227	9 342 825	64 989 159
2814200000	Ammonia in aqueous solution	19 210	40 767	55 613	189 396
2815110000	Sodium hydroxide (caustic soda), solid	568 963	5 169 451	380 101	3 230 390
2815120000	Sodium hydroxide (caustic soda), in aqueous solution (lye or liquid s	6 004 500	24 583 925	1 412 521	6 910 286
2815200000	Potassium hydroxide (caustic potash)	1 177 539	6 730 306	1 351 010	7 679 616
2815300000	Peroxides of sodium or potassium	16 260	99 811	66 042	486 329
2816100000	Hydroxide and peroxide of magnesium	55 059	331 627	179 776	1 102 858
2816400000	Oxides, hydroxides & peroxides, of strontium or barium	113 420	192 998	292 292	883 740
2817001000	Zinc oxide	420 926	3 741 211	862 153	8 138 114
2817002000	Zinc peroxide	22 389	109 638	61 764	200 175
2818100000	Artificial corundum, whether or not chemically defined	76 223	1 734 780	87 839	1 480 233
2818200000	Aluminium oxide, other than artificial corundum	91 350 348	258 706 684	35 658 843	102 527 030
2818300000	Aluminium hydroxide	7 430 758	53 516 300	2 503 120	16 978 891
2819100000	Chromium trioxide	72 114	319 207	312 151	1 333 478

I.3. IMPOR MENURUT KOMODITI / IMPORT BY HS COMMODITY

\*\*\* JUNI/JUNE 2012 \*\*\*

HS	Uraian Komoditi Commodity Description	Berat Bersih / Net Weight (Kg)		Nilai / Value C.I.F (US\$)	
		Bulan ini Current Month	Kumulatif Cum.Jan. to date	Bulan ini Current Month	Kumulatif Cum.Jan. to date
2819900000	Other chromium oxides and hidroxides	23 982	182 226	147 322	1 001 402
2820100000	Manganese dioxide	1 455 336	10 448 772	2 320 140	17 004 899
2820900000	Other manganese dioxide	129 896	901 232	302 036	1 631 132
2821100000	Iron oxides and hydroxides	1 100 345	6 479 766	1 425 890	8 084 346
2821200000	Earth colors containing >=70% by weight of combined iron evaluat	125	11 007	1 767	39 496
2822000000	Cobalt oxides and hydroxides, commercialcobalt oxides	41 475	136 304	268 544	1 418 860
2823000000	Titanium oxides	640 199	3 983 482	2 275 510	14 193 651
2824100000	Lead monoxide (litharge, massicot)	18 209	77 681	79 473	405 337
2824900000	Red lead and orange lead	21 569	70 336	64 428	193 999
2825100000	Hydrazine, hydroxylamine, and theirinorganic salt	112 167	848 099	425 852	2 919 498
2825200000	Lithium oxide and hydroxide	4 253	44 319	26 233	235 782
2825300000	Vanadium oxides and hydroxides	3 000	5 834	55 500	108 918
2825400000	Nickel oxides and hydroxides	18 634	111 606	309 046	1 751 016
2825500000	Copper oxides and hydroxides	152 615	596 435	1 227 819	4 270 348
2825600000	Germanium oxides and zirconium dioxide	0	903	0	15 088
2825700000	Molybdenum oxides and hydroxides	2 268	11 435	17 466	144 013
2825800000	Antimony oxides	65 238	413 429	615 319	4 140 582
2825900000	Other peroxides	37 217	1 819 615	196 832	1 457 262
2826120000	Fluorides of aluminium	0	22 960	0	88 519
2826190000	Other fluorides	142 995	749 151	178 166	741 645
2826300000	Sodium hexafluoroaluminate(synthetic cryolite)	18 296	288 935	19 496	536 834
2826900000	Other complex fluorine salt.	81 763	671 164	202 932	1 366 101
2827100000	Ammonium chloride	399 127	10 169 953	105 776	2 504 095
2827201000	Calcium chloride, commercial grades	354 348	2 248 378	103 610	789 322
2827209000	Calcium chloride, not commercial grades	883 440	6 220 737	270 251	2 099 954
2827310000	Other chlorides of magnesium	26 936	486 583	56 259	449 896
2827320000	Other chlorides of aluminium	1 568 311	9 200 809	637 435	3 751 569
2827350000	Other chlorides of nickel	13 818	103 688	76 143	759 260
2827391000	Other chlorides of barium or of cobalt	70 215	345 954	43 995	208 581
2827392000	Other chlorides of iron	180	94 088	3 176	100 191
2827399000	Other chlorides	359 382	1 750 113	469 211	1 588 282
2827410000	Chloride oxides & chloride hydroxides,of copper	409	80 412	2 263	725 839
2827490000	Other chloride oxides & chloridehydroxides	417 062	2 080 677	260 136	1 175 676
2827510000	Bromides of sodium or of potassium	62 000	377 064	222 400	1 288 292
2827590000	Other bromides of sodium or of potassium	27 685	259 184	90 125	560 129
2827600000	Iodides and iodide oxides	2 642	16 320	50 389	462 879
2828100000	Commercial calcium hypochlorite & othercalcium hypochlorites	183 943	1 136 674	182 734	1 318 929
2828901000	Sodium hypochlorite	10 612	76 817	5 049	57 731
2828909000	Other hypochlorite	269 407	1 410 032	230 321	1 060 735
2829110000	Chlorates of sodium	2 584 050	9 504 613	1 879 752	7 166 043
2829190000	Other chlorates	252 015	1 668 387	296 600	1 988 681
2829901000	Sodium perchlorite	1	60 323	46	82 480
2829909000	Other perchlorites; bromates andperbromates: iodates and perio	10 874	62 119	295 991	708 295
2830100000	Sodium sulphides	761 577	4 828 782	557 823	3 696 357
2830909000	Polysulphides, whether or not chemically defined	4 256	182 368	31 063	233 695
2831100000	Dithionites and sulphyoxylates of sodium	1 010 752	4 949 236	1 638 864	7 679 952
2831900000	Other dithionites and sulphyoxylates	695	52 301	4 074	130 939
2832100000	Sodium sulphites	2 411 669	9 383 688	1 114 774	4 598 399
2832200000	Other sulphites	65 243	488 116	43 593	361 818
2832300000	Thiosulphates	211 091	888 327	62 596	443 060
2833110000	Disodium sulphate	19 584 081	78 235 365	2 700 522	10 650 897
2833190000	Other sodium sulphates	8 526 921	39 717 105	925 018	4 809 965
2833210000	Magnesium sulphate	1 381 724	7 137 000	311 217	1 658 498
2833221000	Aluminium sulphate :commercial grade	20 044	60 044	30 851	90 051
2833229000	Aluminium sulphate: not commercial grade	7	22 078	63	34 653
2833240000	Nickel sulphate	44 783	290 391	277 089	2 125 879
2833250000	Copper sulphate	1 784 882	7 936 185	4 466 875	19 152 286
2833270000	Barium sulphate	252 801	1 201 766	289 412	1 194 473
2833292000	Tribasic lead sulphate	51 001	448 718	143 431	959 004
2833293000	Other sulfat of chromium	700 200	2 092 195	399 702	1 561 402
2833299000	Other sulfat	1 167 142	4 488 224	358 099	2 357 381
2833300000	Alums	5	100 081	94	46 426
2833400000	Peroxisulphates (persulphates)	194 319	802 068	237 036	952 761
2834100000	Nitrites	327 047	1 780 950	171 622	1 036 107
2834210000	Potassium nitrates	148 857	896 505	188 365	944 393
2834291000	Nitrates of bismuth	2 470	11 608	12 404	40 608
2834299000	Other nitrates	109 967	1 261 731	158 614	1 369 718
2835100000	Phosphinates (hypophosphites)and phosphonates (phosphites)	31 187	233 827	75 162	779 144
2835220000	Phosphates of mono- or disodium	175 889	1 072 481	163 061	1 032 084
2835240000	Phosphates of potassium	356 951	1 979 799	791 565	4 066 423
2835251000	Calcium hydrogenothphosphate ("dicalciumphosphate"); feed gra	8 902 607	34 515 011	5 572 240	20 307 195



I.3. IMPOR MENURUT KOMODITI / IMPORT BY HS COMMODITY

\*\*\* JUNI/JUNE 2012 \*\*\*

HS	Uraian Komoditi Commodity Description	Berat Bersih / Net Weight (Kg)		Nilai / Value C.I.F (US\$)	
		Bulan ini Current Month	Kumulatif Cum.Jan. to date	Bulan ini Current Month	Kumulatif Cum.Jan. to date
2835259000	Calcium hydrogenothphosphate ("dicalciumphosphate"); unfeed g	850 881	2 136 014	587 607	1 462 571
2835260000	Other phosphates of calcium	1 657 842	9 262 757	1 144 472	6 508 330
2835291000	Other phosphates of trinatrium	201 859	1 126 492	98 019	553 995
2835299000	Other phosphates	124 735	627 524	201 810	1 096 856
2835311000	Sodium triphosphate(sodium tripolyphosphate); food grade	257 668	972 055	320 373	1 187 532
2835319000	Sodium triphosphate(sodium tripolyphosphate); unfood grade	1 125 144	8 400 229	1 231 298	9 466 961
2835391000	Tetranatrium pirofosfat	66 139	603 820	183 974	1 432 274
2835399000	Other polyphospates	704 590	3 281 703	1 351 049	6 391 715
2836200000	Disodium carbonate	78 766 898	418 516 961	20 073 663	111 509 852
2836300000	Sodium hydrogencarbonate(sodium bicar bonate)	9 826 938	45 762 939	3 311 262	16 207 460
2836400000	Potassium carbonates	840 866	5 142 363	903 488	5 500 340
2836500010	Calcium carbonate; food orpharmaceutical grade	695 977	4 442 448	360 150	2 246 040
2836500090	Calcium carbonate; not food orpharmaceutical grade	5 469 679	52 409 034	1 688 068	10 471 040
2836600000	Barium carbonate	214 984	2 317 859	173 941	1 538 260
2836910000	Lithium carbonates	6	7 496	150	49 588
2836920000	Strontium carbonate	47 001	371 788	33 675	266 321
2836991000	Commercial ammonium carbonate	261 488	1 399 200	122 363	681 978
2836992000	Lead carbonates	3	7	87	151
2836999000	Other calcium carbonate	641 558	4 245 624	663 042	4 235 318
2837110000	Cyanides and cyanide oxides, of sodium	267 603	3 418 371	792 669	9 327 454
2837190000	Other cyanides and cyanide oxides	64	22 954	10 095	218 054
2837200000	Complex cyanides	0	216 000	0	83 158
2839110000	Sodium metasilicates	447 281	2 090 838	199 814	960 950
2839191000	Sodium silicates	4 219 203	13 772 911	1 107 457	3 957 902
2839199000	Other silicates of sodium; commerialalkali metal silicates	736 285	3 769 785	491 256	2 990 118
2839900000	Other silicates; commerial alkali metalsilicates	798 552	5 350 043	1 382 063	5 980 363
2840110000	Anhydrous; disodium tetraborate(refined borax)	0	29 435	0	29 454
2840190000	Other disodium tetraborate(refined borax)	12 896 030	39 990 880	7 913 196	24 880 417
2840200000	Other borates	71 744	105 888	250 336	438 983
2840300000	Peroxoborates (perborates)	0	31 093	0	85 404
2841300000	Sodium dichromate	6 050	153 005	21 900	296 497
2841500000	Other chromates and dichromates,peroxochromates	437	25 534	8 810	136 510
2841610000	Potassium permanganate	40 000	157 450	105 200	467 947
2841690000	Other manganit, manganat	16 255	75 338	107 887	345 161
2841700000	Molybdates	3 118	12 132	38 095	228 718
2841800000	Tungstates (wolframates)	2 584	5 379	11 690	32 588
2841900000	Oth salts of oxometallic orperoxometallic acids	17 181	76 578	88 209	506 401
2842100000	Double/complex silicates,includ aluminosilicates w.or not chemica	3 032 219	10 929 562	1 544 557	5 987 942
2842901000	Sodium arsenite	4 928	13 410	332 550	989 723
2842902000	Copper and/or chromium salts	694	1 840	4 338	7 989
2842903000	Oth fulminates, cyantates andthiocyanates	43	441	1 035	8 737
2842909000	Oth salts of inorganic acids/peroxoacidincl aluminosilicates , oth t	63 454	415 262	308 340	1 868 352
2843100000	Colloidal precious metals	1 703	31 887	160 960	1 566 983
2843210000	Silver nitrate	532	6 260	9 324	252 616
2843290000	Other silver compounds	591	6 594	246 610	1 769 959
2843300000	Gold compounds	23	2 327	284 657	1 417 224
2843900000	Other amalgams and other compoundcolloidal precious metals	987	6 440	54 768	787 106
2844109000	Ceramic products & mixtures containingnatural uranium	0	5	0	16 010
2844401100	Radium and its salts	23	410	5 384	106 224
2844401900	Other radioactive elements & isotopes &compounds, radioactive r	148	4 859	13 525	687 638
2844409000	Ceramic products & mixtures containingisotop or compound,radio	1 323	4 812	228 221	1 211 603
2845100000	Heavy water (deuterium oxide)	0	1	0	16
2845900000	Other isotops other than thoseheading 28.44	0	6 296	0	10 869
2846100000	Cerium compounds	1 671	19 163	71 149	555 837
2846900000	Other compounds, inorganic or organic of rare-earth metal	170	25 222	7 145	1 070 319
2847001000	Liquid hydrogen peroxide,whether or notsolidified with urea	2 980 736	12 249 547	1 456 474	6 300 195
2847009000	Other hydrogen peroxide, whether or notsolidified with urea othe	413	308 053	3 512	223 860
2848000000	Phosphides, whether or not chemicallydefined excluding ferropho	9 543	44 129	73 685	212 964
2849100000	Carbides, whether or not chemicallydefined of calcium	1 209 960	6 467 762	812 818	4 616 969
2849200000	Carbides, whether or not chemicallydefined of silicon	102 734	620 489	223 792	1 221 576
2849900000	Carbides, whether or not chemicallydefined of other material	11 215	225 488	340 771	3 877 044
2850000000	Hydrides, nitrides, azides, silicides and borides, oth then compoun	417	2 665	39 849	226 208
2852101000	Mercury sulphate whether chemicallydefined	14	77	1 706	13 682
2852102000	Mercury compounds of a kind used asluminophores	0	22	0	7 971
2852109000	Inorganic or organic compoundsof mercury chemically defined	0	308	0	42 442
2852901000	Mercury tannates, not chemically defined	0	500	0	13 352
2852909000	Inorganic or organic compoundsof mercury not chemically definec	23 793	100 755	155 887	806 696
2853000000	Other inorganic componds(incl distil/conductivity water of simi	417	9 864	4 524	78 192
2901100000	Saturated acyclic hydrocarbons.	684 746	5 498 011	1 073 388	8 585 929
2901210000	Ethylene	64 615 704	358 969 345	78 358 825	449 119 478
2901220000	Propene (propylene)	16 275 781	161 446 798	20 952 542	210 287 150

## I.3. IMPOR MENURUT KOMODITI / IMPORT BY HS COMMODITY

\*\*\* JUNI/JUNE 2012 \*\*\*

HS	Uraian Komoditi Commodity Description	Berat Bersih / Net Weight (Kg)		Nilai / Value C.I.F (US\$)	
		Bulan ini Current Month	Kumulatif Cum.Jan. to date	Bulan ini Current Month	Kumulatif Cum.Jan. to date
2901230000	Butene (butylene) and isomers thereof	1 604 049	15 276 245	2 543 171	23 755 134
2901240000	Buta-1, 3-diene and isoprene	4 869 198	23 456 631	12 653 566	72 368 337
2901291000	Acetylene	34 174	214 687	39 272	176 177
2901299010	Linier alpha olefin	24 011	5 665 886	21 028	9 225 670
2901299090	Other acyclic hydrocarbons	2 641	58 663	19 486	166 983
2902110000	Cyclohexane	24 605	191 582	41 999	359 081
2902190000	Other cyclanes	229 730	1 431 573	502 553	2 898 153
2902200000	Benzene	20 895 020	110 969 901	23 856 047	129 856 207
2902300000	Toluene	7 313 432	66 501 043	9 273 863	82 474 983
2902410000	O-xylene	1 320	13 146 197	11 184	20 345 469
2902420000	M-xylene	0	1	0	166
2902430000	P-xylene	29 559 092	310 554 280	42 389 129	481 879 697
2902440000	Mixed xylene isomers	4 111 319	15 430 276	5 398 145	20 024 722
2902500000	Styrene	1 098 932	3 221 953	1 673 215	4 816 341
2902600000	Ethylbenzene	1	5	46	169
2902700000	Cumene	981 092	1 881 022	1 576 654	2 836 745
2902901000	Dodecylbenzene	0	423 523	0	896 704
2902902000	Alkylbenzenes	70 924	144 640	126 284	341 688
2902909000	Other cyclic hydrocarbons.	742 855	3 673 244	1 541 225	7 007 690
2903111000	Methyl chloride	50 494	535 264	46 825	909 465
2903119000	Ethyl chloride	0	2 000	0	39 700
2903120000	Dichloromethane (methylene chloride)	625 000	4 447 268	474 302	3 489 897
2903130000	Chloroform (trichloromethane)	1 567	15 854	13 352	111 508
2903150000	Ethylene dichloride (ISO)1,2-dichloroethane	717	792	9 134	10 694
2903191000	1,2-dichloroethane (ethylene dichloride) and dichlorobutates	0	22 532	0	30 850
2903199000	Other Saturated chlorinated derivatives of acyclic hydrocarbons	155 035	1 136 166	189 972	1 429 837
2903210000	Vinyl chloride (chloroethylene)	12 332 437	66 714 941	11 373 188	61 625 463
2903220000	Trichloroethylene	310 014	2 483 378	311 033	1 646 507
2903230000	Tetrachloroethylene (perchloroethylene)	99 940	627 605	171 603	1 201 048
2903290000	Other unsaturated chlorinated derivatives of acyclic hydrocarbons	1	121 319	103	815 533
2903310000	Ethylene dibromide (iso)(1,2-dibromoethane)	0	98 180	0	289 353
2903391000	Methyl bromide	59 503	166 631	250 840	881 678
2903399000	Oth fluorinated, brominated/iodinated derivative of acyclic hydroc	194 056	885 315	962 242	4 013 335
2903710000	Chlorodifluoromethane	328 189	2 202 176	700 303	5 564 683
2903720000	Diclorotrifluoroethanes	0	73 274	0	476 144
2903730000	Diclorofluoroethanes	63 271	487 832	126 400	1 250 168
2903740000	Chlorodifluoroethanes	58 239	191 427	335 634	1 194 130
2903750000	Dicloropentafluoropropanes	4 556	5 056	71 009	84 009
2903780000	Other perhalogenated derivatives	4 503	125 850	5 565	482 950
2903790000	Oth halogenated derivatives of acyclic hydrocarbons cont. two/mc	20 000	463 604	42 800	1 199 951
2903810000	1, 2, 3, 4, 5, 6-hexachlorocyclohexane(HCH (ISO)), incl. lindane (ISC	650	650	52 650	52 650
2903820000	Aldrin (iso), chlordane (iso), heptachlor	0	6	0	420
2903890000	Other halogenated derivatives of cyclanic cyclenic/cycloterpenic h	0	80 314	0	340 333
2903910000	Chlorobenzene, o-dichlorobenzene and p-dichlorobenzene	471 386	2 694 399	866 332	4 949 375
2903920000	Oth hexachlorobenzene (ISO) and DDT(ISO)(clfenotane (INN),1,1,1	0	19	0	152
2903990000	Oth halogenated derivatives of aromatic hydrocarbons	55 567	309 039	164 052	642 450
2904100000	Derivatives containing only sulphogroups their salts and ethyl este	102 673	1 342 898	147 762	2 237 018
2904201000	Trinitrotoluene	16 397	28 397	49 216	66 016
2904209000	Oth derivatives containing only nitro or only nitroso groups	19 520	33 419	23 697	82 338
2904900000	Oth sulphonated, nitrated or nitrosated derivatives of hydrocarbor	54 913	333 060	144 274	806 317
2905110000	Methanol (methyl alcohol)	30 337 274	119 239 338	12 237 642	48 301 689
2905120000	Propan-1-ol(propyl alcohol) &propan-2- ol (isopropyl alcohol)	2 653 394	11 329 305	3 684 728	15 243 750
2905130000	Butan-1-ol (n-butyl alcohol)	2 769 304	18 002 194	4 044 557	25 013 108
2905140000	Other butanols	570 907	3 349 329	710 528	4 717 036
2905160000	Octanol (octyl alcohol) and isomers thereof	1 778 177	21 162 265	3 187 947	34 489 402
2905170000	Dodecan-1-ol (lauryl alcohol), hexadecan-1-ol, and octadecan-1-ol	150 930	529 827	382 465	1 346 850
2905190000	Other saturated monohydric alcohols	693 828	3 973 240	1 061 232	6 532 659
2905220000	Acyclic terpene alcohols	150 778	895 223	1 432 295	8 058 489
2905290000	Other unsaturated monohydric alcohols	918	93 976	19 653	1 016 214
2905310000	Ethylene glycol (ethanediol)	37 664 150	204 802 242	42 667 856	240 481 437
2905320000	Propylene glycol (propane-1, 2- diol)	2 168 736	18 361 013	3 901 546	32 475 308
2905390000	Other diols	350 973	1 670 367	1 070 922	6 283 144
2905410000	2-ethyl-2-(hydroxymethyl) propane-1,3-(trimethylolpropane)	338 231	551 133	789 429	1 390 192
2905420000	Pentaerythritol	417 782	2 195 123	681 098	3 504 508
2905430000	Mannitol	49 674	185 222	292 313	901 405
2905440000	D-glucitol (sorbitol)	137 953	1 284 602	110 131	1 054 345
2905450000	Glycerol	79 914	1 089 935	132 603	1 041 331
2905490000	Other polyhydric alcohols	172 621	1 050 755	348 362	2 338 680
2905590000	Other halogenated, sulphonated, nitrated derivatives of acyclic alc	25 433	281 658	122 052	1 862 855
2906110000	Menthol	49 007	374 091	1 273 766	11 523 040
2906120000	Cyclohexanol, methylcyclohexanols and dimethylcyclohexanols	276	3 271	1 339	53 249

## I.3. IMPOR MENURUT KOMODITI / IMPORT BY HS COMMODITY

\*\*\* JUNI/JUNE 2012 \*\*\*

HS	Uraian Komoditi Commodity Description	Berat Bersih / Net Weight (Kg)		Nilai / Value C.I.F (US\$)	
		Bulan ini Current Month	Kumulatif Cum.Jan. to date	Bulan ini Current Month	Kumulatif Cum.Jan. to date
2906130000	Sterols and inositols	24 738	117 336	397 162	1 725 440
2906190000	Other cyclanic, cyclenic/cycloterpenic	43 897	275 543	725 792	4 106 346
2906210000	Benzyl alcohol	6 454	334 093	24 293	856 894
2906290000	Other aromatic	41 313	285 190	347 489	1 970 778
2907110000	Phenol (hydroxybenzene) and its salts	2 305 099	7 647 997	3 546 050	11 583 566
2907120000	Cresols and their salts	128 076	461 610	281 840	1 166 900
2907130000	Octylphenol, nonylphenol and their isomers, salts thereof	524 830	1 760 006	1 138 544	3 982 899
2907150000	Naphthols and their salts	61 695	168 892	189 481	460 699
2907190000	Other monophenols	149 815	842 965	329 532	2 368 714
2907210000	Resorcinol and its salts	40 311	224 705	250 159	1 237 775
2907220000	Hydroquinone (quinol) and its salts	16 442	140 976	178 997	1 323 993
2907230000	4,4-isopropylidenediphenol (bisphenol a, diphenylpropane) and	41 095	298 238	95 962	569 751
2907291000	Phenol-alcohols	30 009	60 866	114 156	173 242
2907299000	Other polyphenols; phenol-alcohols	9 784	114 954	78 546	1 030 845
2908110000	Pentachlorophenol (ISO)	56	28 856	1 801	257 958
2908190000	Oth derivatives containing only halogensubstituents and their salts	14 400	90 850	127 233	786 759
2908910000	Dinoseb (ISO) and its salts	0	99 952	0	407 072
2908920000	4,6-dinitro-o-cresol (DNOC (ISO) and its salts	0	2 000	0	21 100
2908990000	Oth halogenated, sulphonated, nitrated or nitrosated deriv. of phe	563	25 624	1 628	138 030
2909110000	Diethyl ether	0	145	0	650
2909190000	Oth acyclic ethers and their halogenated, sulphonated, nitrated or	3 736	17 350	76 367	445 465
2909200000	Cyclanic, cyclenic or cycloterpenic ethers & their halogenated, sulph	4 297	32 532	673 759	1 996 067
2909300000	Aromatic ethers & their halogenated, sulphonated, or nitrosated di	80 544	591 414	272 824	4 131 354
2909410000	2,2-oxydiethanol (diethylene glycol, digol)	100 318	359 325	90 326	331 655
2909430000	Monobutyl ethers of ethylene glycol or of diethylene glycol	1 555 609	9 482 332	2 883 695	15 787 807
2909440000	Other monoalkylethers of ethylene glycol or of diethylene glycol	1 047 738	4 236 513	2 136 966	8 764 574
2909490000	Other ether-alcohols, their halogenated, sulphonated, nitrated or	578 470	3 574 700	1 904 540	10 668 207
2909500000	Ether-phenols, ether-alcohol-phenols & their halogenated, nitrate	2 981	84 102	82 807	1 500 391
2909600000	Alcohol peroxides, ether peroxides, ketone peroxides & their halo	208 387	741 689	781 009	2 106 173
2910100000	Oxirane (ethylene oxide)	1 478	16 113	14 006	84 056
2910200000	Methyloxirane (propylene oxide)	0	8 210 797	0	13 415 333
2910300000	1-chloro-2,3-epoxypropane (epichlorohydrin)	18 050	267 242	54 094	791 515
2910900000	Other epoxides, epoxyalcohols, epoxy phenols & their halogenate	1 355	26 702	23 770	240 985
2911000000	Acetals & hemiacetals, whether or not with other oxygen function	929	130 277	27 317	395 388
2912111000	Formalin	0	41 660	0	19 760
2912119000	Other methanal (formaldehyde)	0	10	0	553
2912120000	Ethanal (acetaldehyde)	923	33 938	43 663	231 651
2912191000	Butanal	34 538	325 887	87 548	824 543
2912199000	Other acyclic aldehydes without other oxygen function	43 031	250 438	270 784	1 482 887
2912210000	Benzaldehyde	5 215	23 883	21 112	81 187
2912290000	Other cyclic aldehydes without other oxygen function	180 933	714 290	1 323 895	5 917 695
2912410000	Vanillin (4-hydroxy-3-methoxybenzaldehyde)	69 060	217 097	892 608	2 834 853
2912420000	Ethylvanillin (3-ethoxy-4-hydroxybenzaldehyde)	14 594	108 186	278 976	1 974 885
2912490010	Aldehyde-alcohols	11 305	40 683	58 784	249 645
2912490090	Other aldehyde-ethers, aldehyde-phenols & aldehydes with other	8 540	45 983	114 216	626 053
2912500000	Cyclic polymers of aldehydes	1 201	12 801	10 766	75 640
2912600000	Paraformaldehyde	1 053 330	3 659 637	935 080	3 072 090
2913000000	Halogenated, sulphonated, nitrated or nitrosated deriv. of products	0	20 592	0	27 484
2914110000	Acetone	96 905	10 866 572	118 856	11 415 627
2914120000	Butanone (methyl ethyl ketone)	132 591	13 103 869	199 008	17 027 539
2914130000	4-methylpentan-2-one (methyl isobutyl ketone)	454 002	1 955 479	852 755	3 447 244
2914190000	Other acyclic ketones without other oxygen function	22 232	108 271	161 824	524 086
2914220000	Cyclohexanone and methylcyclohexanones	197 484	1 593 196	435 436	3 279 428
2914230000	Ionones and methylionones	14 567	104 698	281 756	1 479 367
2914291000	Camphor	20 462	202 858	106 444	1 058 660
2914299000	Other cyclanic, cyclenic or cycloterpenic ketones without oth. o:	114 739	717 512	1 375 122	7 821 715
2914390000	Other aromatic ketones without other oxygen function	25 846	168 808	195 578	1 046 611
2914400000	Ketone-alcohols and ketone-aldehydes	253 208	734 831	720 678	2 271 172
2914500000	Ketone-phenols & ketones without other oxygen function	12 347	109 446	138 325	1 410 085
2914610000	Anthraquinone	25 360	25 364	79 000	79 192
2914690000	Other quinones	5 428	32 055	75 481	478 995
2914700000	Halogenated, sulphonated, nitrated or nitrosated derivatives	4 402	26 878	57 825	448 960
2915110000	Formic acid	278 448	1 407 695	264 822	1 304 775
2915120000	Salts of formic acid	68 688	943 996	56 715	506 888
2915130000	Esters of formic acid	38 936	175 305	46 435	494 329
2915210000	Acetic acid	10 742 420	54 652 539	5 745 609	27 576 403
2915240000	Acetic anhydride	14 960	104 707	24 983	170 237
2915291000	Sodium acetate; cobalt acetates	100 914	556 832	156 272	716 802
2915299000	Other acetic acid and its salts	291 791	1 593 756	903 585	5 166 572
2915310000	Ethyl acetate	2 574 683	18 996 576	2 725 161	20 187 445
2915320000	Vinyl acetate	5 374 056	26 497 633	5 863 185	27 241 479

I.3. IMPOR MENURUT KOMODITI / IMPORT BY HS COMMODITY

\*\*\* JUNI/JUNE 2012 \*\*\*

HS	Uraian Komoditi Commodity Description	Berat Bersih / Net Weight (Kg)		Nilai / Value C.I.F (US\$)	
		Bulan ini Current Month	Kumulatif Cum.Jan. to date	Bulan ini Current Month	Kumulatif Cum.Jan. to date
2915330000	n-butyl acetate	542 934	3 896 197	757 487	5 338 458
2915360000	Dinoseb (iso) acetate	0	663	0	6 679
2915391000	Isobutyl acetate	16 265	177 939	43 122	635 504
2915392000	2-Ethoxyethyl acetate	0	157 200	0	253 325
2915399000	Other esters of acetic acid	1 050 288	6 751 219	2 491 094	15 728 800
2915400000	Mono-, di- or trichloroacetic acids,their salts and esters	436 149	2 305 904	442 755	2 479 109
2915500000	Propionic acids, its salts and esters	310 396	1 279 528	1 008 954	3 401 106
2915600000	Butanoic acids, pentanoic acids, theirsalts and esters	390 024	2 168 118	1 351 014	6 111 727
2915701000	Palmitic acid, its salts and esters	167 579	1 438 415	451 431	3 495 333
2915702000	Stearic acid	144 657	1 393 870	282 615	2 516 626
2915703000	Salts and esters of stearic acid	447 633	2 848 122	941 842	5 967 067
2915901000	Acetyl chloride	9 337	95 045	51 595	476 977
2915902000	Lauric acid, myristic acid, their saltsand esters	921 025	6 062 397	2 168 615	14 706 163
2915909000	Oth saturated acyclic monocarboxylicacid and their anhydrides, ha	396 082	1 643 018	1 512 352	6 217 727
2916110000	Acrylic acid and its salts	482 961	2 897 432	1 077 094	6 168 044
2916120000	Esters of acrylic acid	3 367 363	12 814 321	6 532 873	25 707 979
2916130000	Methacrylic acid and its salts	197 114	772 288	602 685	2 219 720
2916141000	Methyl methacrylate	4 610 305	25 560 533	10 259 724	53 664 631
2916149000	Other esters of methacrylic acid	290 525	1 558 702	1 124 177	5 447 337
2916150000	Oleic,linoleic or linolenic acids,theirsalts and esters	44 699	520 534	87 601	1 044 301
2916190000	Oth unsaturated acyclic monocarboxylicacids, their anhydrides,hal	185 810	906 994	1 172 544	4 426 078
2916200000	Cyclanic/cycloterpenic, monocarbo acids, their anhyd,halid,peroxy	123 180	548 163	3 370 703	16 015 109
2916310000	Benzoic acid, its salts and esters	667 054	3 689 485	1 188 218	6 857 886
2916320000	Benzoyl peroxide and benzoyl chloride	57 681	398 175	85 976	610 813
2916340000	Phenylacetic acid and its salt	1 000	1 231	4 400	9 786
2916391000	2,4-dichlorophenyl acetic acid & itsalts and esters	165 122	895 330	775 236	3 780 894
2916392000	Esters of phenylacetic acid	392	4 862	4 506	268 889
2916399000	Oth aromatic monocarboxylic acids,theiranhyd,halide&peroxi,per	25 128	256 259	347 195	2 203 451
2917110000	Oxalic acid, its salts and esters	214 314	737 083	245 609	971 456
2917121000	Diocetyl adipata, ita salts and esters	181 963	1 440 175	354 378	2 754 669
2917129000	Oth adipic acid, its salts and esters,oth than dioctyl adipata	40 434	395 400	78 402	1 076 569
2917130000	Azelaic acid, sebacic acid, their saltsand esters	30 258	172 352	123 082	772 800
2917140000	Maleic anhydride	62 000	922 329	100 900	1 712 638
2917190000	Other acyclic polycarboxylic acids,their anhyd,halid,peroxid&perox	150 776	1 002 087	460 402	2 837 463
2917200000	Cyclanic, cyclenic or cycloterpenic polycarboxylic acids, their anhyd	67 303	396 672	153 864	1 015 938
2917320000	Dioctyl orthophthalates	730 682	3 314 710	1 409 880	5 585 196
2917330000	Dinonyl or didecyl orthophthalates	322 596	1 297 864	675 834	2 843 750
2917341000	Dybutyl orthophthalatas	12 701	99 663	28 685	206 518
2917349000	Other esters of orthophthalic acid	146 090	1 205 027	385 368	2 901 391
2917350000	Phthalic anhydride	3 838 815	17 029 112	6 166 898	27 095 775
2917360000	Terephthalic acid and its salts	4 962 150	40 772 920	5 403 463	48 336 637
2917370000	Dimethyl terephthalate	24 000	195 500	37 200	304 180
2917391000	Triocetyltrimellitate	72 000	323 131	181 236	816 310
2917392000	Oth phthalic compound of kind used asplasticisers&ester of phthalic	87 209	596 163	195 179	1 266 704
2917399000	Oth aromatic polycarboxylic acids, their anhydrides, halides & per	477 744	3 590 736	951 488	6 873 419
2918110000	Lactic acid, its salts and esters	337 388	1 572 040	749 465	3 450 963
2918120000	Tartaric acid	59 707	113 025	151 605	333 195
2918130000	Salts and esters of tartaric acid	105 715	333 272	244 878	838 473
2918140000	Citric acid	4 449 045	20 530 986	4 680 679	22 855 952
2918151000	Calcium citrata	147 490	958 175	222 770	1 463 862
2918159000	Other salts and esters of citric acid	337 736	3 274 977	659 192	4 954 196
2918160000	Gluconic acid, its salts and esters	260 525	2 738 801	259 830	2 739 673
2918190000	Oth carboxylic acids w/ alcohol func butw/o oth oxygen func, their	76 580	993 230	261 926	2 536 664
2918210000	Salicylic acid and its salts	23 333	180 793	79 126	681 153
2918220000	O-acetylsalicylic acid,its salts andesters	10 000	188 857	29 500	714 689
2918230000	Oth ester of salicylic acid and theirsalts	166 224	987 354	554 790	3 425 279
2918291000	Alkyl sulphonic ester of phenol	216	6 717	4 729	109 436
2918299000	Oth carboxylic acids w/ phenol func butw/o oxygen func,their anhy	25 228	351 993	343 576	2 802 790
2918300000	Carboxylic acids w/ aldehyde/ketone func but w/o oxygen func & i	42 930	386 602	827 657	4 356 769
2918910000	2,4,5-t(ISO) (2,4,5-trichlorophenoxyacetic acid), its salt & esters	1	357 913	28	684 339
2918990000	Oth carboxylic acid w/ oxygen func&halid,anhyd,peroxid,peroxyac	159 846	623 094	853 546	3 892 745
2919100000	Tris(2,3-dibromopropyl) phosphate	12 750	48 528	51 040	182 885
2919900000	Oth phosphoric ester & their salts inclactophosphates,their halog	17 951	164 738	73 592	505 257
2920110000	Parathion (ISO) & parathion-methyl (ISO) (metylparathion)	8 305	44 933	99 454	337 683
2920190000	Oth thlophosphoric esters and theirsalts,their halogeneted,nitrate	4 445	57 402	16 154	290 134
2920901000	Dimethyl sulphate (dms)	20 031	159 416	12 409	171 690
2920909000	Oth esters of oth inorganic acids of nonmetal&their salts,than dim	9 643	97 850	37 908	291 313
2921110000	Methylamine, di- or trimethylamine andtheir salts	156 713	1 555 671	271 030	3 359 970
2921190000	Oth acyclic monoamines &their derivative,salts thereof	1 065 592	5 884 402	2 676 569	14 183 063
2921210000	Ethylenediamine and its salts	242 254	1 668 045	611 459	3 820 670
2921220000	Hexamethylenediamine and its salts	41 404	168 410	148 696	693 650

## I.3. IMPOR MENURUT KOMODITI / IMPORT BY HS COMMODITY

\*\*\* JUNI/JUNE 2012 \*\*\*

HS	Uraian Komoditi Commodity Description	Berat Bersih / Net Weight (Kg)		Nilai / Value C.I.F (US\$)	
		Bulan ini Current Month	Kumulatif Cum.Jan. to date	Bulan ini Current Month	Kumulatif Cum.Jan. to date
2921290000	Oth acyclic polyamines & their derivative; salt thereof	308 836	1 994 576	1 278 677	6 383 843
2921300000	Cyclanic, cyclenic /cycloterpenic mono/polyamines&their derivativ	1 110 311	6 322 666	2 159 747	8 924 060
2921410000	Aniline and its salts	82 122	494 422	257 124	1 455 294
2921420000	Aniline derivatives and their salts	214 016	1 000 502	620 136	3 046 755
2921430000	Toluidines & their derivatives; saltsthereof	1	6 068	9	19 368
2921440000	Diphenylamine & its derivatives; saltsthereof	36 074	69 411	146 253	313 701
2921450000	1-naphthylamine ( _-naphthylamine),2-naphthylamine (?-naphthyl;	57 379	372 149	168 539	1 446 344
2921490000	Oth aromatic monoamines & their derivate; salts thereof	966	57 866	15 287	321 274
2921510000	O-,m-,p-phenylenediam, diaminotoluenes& their derivatives; salts	377 176	1 813 301	1 204 527	6 216 441
2921590000	Oth aromatic polyamines & their derivate; salts thereof	248 087	1 585 358	1 352 989	7 258 196
2922110000	Monoethanolamina and its salts	84 703	596 978	138 342	949 856
2922120000	Diethanolamine and its salts	147 330	1 013 284	211 294	1 367 057
2922130000	Triethanolamine and its salts	110 400	664 148	226 320	1 333 992
2922191000	Ethambutol & its salts, esters&oth derivesuitable for produc of ant	100	48 822	4 925	560 612
2922192000	D-2-amino-n-butyl-alcohol	1 852	62 311	24 358	286 271
2922199000	Oth amino-alcohols,cont one kind of oxygfunc, their athers&ester;	59 191	393 390	666 871	3 594 444
2922210000	Amino hydroxynaphthalene sulphonic acids and their salts	177 845	1 478 989	717 789	4 243 209
2922290000	Oth amino naphthols&oth amino phenol cont one kind of oxygen fu	43 337	326 898	391 409	2 515 359
2922310000	Amfepramone (INN), methadone (INN) & normethadone (INN); sa	0	180	0	76 500
2922390000	Oth amino aldehydes, amino ketones&aminoquinones cont one ki	1 447	34 870	27 404	409 306
2922410000	Lysine and its esters; salts thereof	1 082 526	3 294 133	2 589 684	8 843 041
2922421000	Glutamic acid	522 020	3 379 192	852 876	5 083 254
2922422000	Monosodium glutamate (MSG)	2 343 013	10 915 865	2 753 814	13 152 125
2922429000	Oth salt of glutamic acid	16 097	54 260	83 967	289 595
2922430000	Anthranilic acid and its salts	0	5 700	0	29 355
2922491000	Mephenamic acid and its salts	80 101	407 704	674 916	3 584 904
2922499000	Oth amino acids, cont one kind of oxygenfunc & their esters; salt t	232 152	1 914 873	1 244 909	13 458 037
2922501000	P-aminosalicylic acid & its salts,esterand other derivatives	68 249	511 544	153 773	1 230 792
2922509000	Oth amino-alcohol/amino-acid-phenols&othamino compound w/	78 273	271 963	284 890	2 692 431
2923100000	Choline and its salts	1 564 231	5 959 163	2 007 792	7 823 243
2923201000	Lecithins, whether or not chemicallydefined	1 103 071	5 516 104	1 325 482	6 805 107
2923209000	Phosphoaminolipids, whether or notchemically defined	8 630	120 448	114 525	669 887
2923900000	Oth quarternary ammonium salts andhydroxides whether/not che	385 568	2 691 544	948 936	5 439 746
2924120010	Monocrotophos (ISO)	0	2	0	1
2924120090	Fluoroacetamide (ISO) & phosphamidon(ISO)	30	29 909	700	164 187
2924190000	Oth acyclic amides (incl acyclic carbamates) & their derivatives; sai	191 415	1 757 606	552 321	4 620 278
2924211000	4-ethoxyphenylurea (dulcin)	590	590	6 500	6 500
2924212000	Diuron and monouron	126	40 244	1 531	239 062
2924219000	Oth ureines & their derivatives; saltsthereof	14 838	175 387	97 345	969 958
2924230000	2-acetamidobenzoic acid(n-acetylanthranilic acid) and its salts	0	125	0	15 327
2924291000	Aspartame	183 712	852 462	3 305 458	14 825 854
2924292000	Butylphenylmethyl carbamate, methylisopropyl phenyl carbamate	14 000	428 538	58 380	1 805 102
2924299010	Asetaminophen(paracetamol);salicylamide; ethoxybenzamide	490 184	4 106 182	1 812 718	15 016 505
2924299090	Oth cyclic amides(incl cyclic carbamate) and their derivatives; salts	123 126	870 180	994 491	6 828 502
2925110000	Saccharin and its salts	49 551	309 603	273 725	1 754 762
2925190000	Oth imides & their derivatives; saltsthereof	38 089	118 753	120 045	566 798
2925210000	Chlordimeform (ISO)	0	7 000	0	32 200
2925290000	Oth imines and their derivatives; andsalts thereof	38 179	223 560	365 632	1 877 877
2926100000	Acrylonitrile	508 420	3 987 198	1 038 037	8 456 529
2926200000	1-cyanoguanidine (dicyandiamide)	27 976	264 514	404 473	1 723 422
2926900000	Other nitrile-function compounds	90 436	660 475	741 103	17 944 141
2927001000	Azodicarbonamide	272 604	1 158 631	686 191	3 031 573
2927009000	Oth diazo-, azo- or azoxy-compounds	550 955	2 167 378	1 678 408	6 417 655
2928001000	Linuron	0	2 823	0	9 914
2928009000	Oth organic derivatives of hidrazine orof hydroxylamine	115 015	507 235	444 140	2 363 376
2929101000	Diphenylmethena dilsocyanata (MDI)	1 764 651	10 254 052	4 222 698	22 782 477
2929102000	Toluene dilsocyanate	2 913 677	18 553 015	7 710 507	41 205 765
2929109000	Oth isocyanates	160 771	2 414 379	435 323	4 353 308
2929901000	Sodium cyclamate	141 475	258 199	305 031	523 966
2929909000	Oth compounds with other nitrogen funct	15	37 052	181	190 461
2930200000	Thiocarbamates and dithiocarbamates	256 083	1 549 822	895 798	6 292 238
2930300000	Thiuram mono-, di- or tetrasulphides	65 646	149 680	161 190	432 564
2930400000	Methionine	2 363 820	11 688 807	10 145 766	51 487 280
2930500000	Captafol (ISO) & methamidophos (ISO)	0	6	0	206
2930901000	Dithocarbonates	1 599	284 521	64 816	1 355 752
2930909000	Oth organo-sulphur compounds	1 097 601	5 504 307	4 950 050	25 866 834
2931101000	Tetramethyl lead	0	249 979	0	1 098 608
2931102000	Tetraethyl lead	160	1 021	2 852	11 975
2931200000	Tributyltin compounds	9 100	181 870	146 510	664 017
2931902000	N-(phosphonomethyl) glycine and saltsthereof	1 838 407	11 341 047	6 190 736	39 734 975
2931903000	Ethephone	81 996	267 438	396 236	1 298 124

## I.3. IMPOR MENURUT KOMODITI / IMPORT BY HS COMMODITY

\*\*\* JUNI/JUNE 2012 \*\*\*

HS	Uraian Komoditi Commodity Description	Berat Bersih / Net Weight (Kg)		Nilai / Value C.I.F (US\$)	
		Bulan ini Current Month	Kumulatif Cum.Jan. to date	Bulan ini Current Month	Kumulatif Cum.Jan. to date
2931904100	Organo-arsenic compounds in liquid form	62 365	271 194	138 972	601 141
2931904900	Organo-arsenic compounds not liquid form	72 993	407 314	319 047	2 078 983
2931909010	Dimethyltin dicloride (DMTDCL)	253 550	883 470	1 688 372	5 749 668
2931909090	Oth of oth organo-inorganic compounds	238 912	771 563	432 128	2 190 198
2932110000	Tetrahydrofuran	58 749	210 594	227 077	870 364
2932120000	2-furaldehyde (furfuraldehyde)	21 420	86 449	51 445	217 589
2932130000	Furfuryl alcohol and tetrahydrofurfuryl alcohol	138 302	784 853	308 846	1 808 291
2932190000	Oth comp cont an unfused furan ring(whet/not hydrogenated) in	15 004	72 229	454 235	3 305 532
2932200010	Coumarin, methylcoumarins andethylcoumarins	14 973	93 361	112 869	895 095
2932200090	Other lactones	174 746	689 278	1 378 450	5 269 728
2932920000	1-(1,3-benzodioxol-5-yl) propan-2-one	0	57	0	1 314
2932930000	Piperonal	10 700	43 503	307 301	1 126 661
2932950000	Tetrahydrocannabinols (all isomers)	0	130	0	28 600
2932991000	Carbofuran	105 832	821 634	2 063 671	13 150 692
2932999000	Oth compound contain unfused furan ring(whet/not hydrogenatec	166 496	1 084 842	1 278 137	11 115 622
2933111000	Dipyrone (analgin)	55 000	272 095	513 150	2 553 869
2933119000	Oth phenazone (antipyrin) and its derive	27 626	128 739	342 436	1 837 473
2933190000	Oth compound contain an unfused pyrazole ring (whet/not hydroc	35 967	163 673	1 613 188	10 926 580
2933210000	Hydantoin and its derivatives	45 185	58 966	93 335	261 103
2933291000	Cimetidine	2 614	15 185	82 265	458 711
2933299000	Oth compounds cont an unfused imidazolering (whet/not hydrohe	65 810	332 365	1 091 230	5 606 517
2933310000	Pyridine and its salts	72 257	670 245	278 158	2 524 883
2933320000	Piperidine and its salts	0	6	0	181
2933330000	Alfentanil (INN), anileridine (INN), bezitramide(INN),bromazepam(	0	52	0	24 727
2933391000	Chlorpheniramine and isoniazid	15 127	45 483	171 125	971 517
2933393000	Paraquat salts	1 501 718	9 910 028	4 142 866	27 324 320
2933399000	Oth compound cont unfused pyridine ring(whet/not hydrogenatec	589 855	3 324 134	5 135 565	28 066 511
2933490000	Oth comp cont in struc a quinoline/isoquinoline ring-syst(whet/no	35 338	194 861	1 307 502	7 258 848
2933520000	Malonylurea (barbituric acid) and itsalts	0	11	0	3 438
2933530000	Allobarbitol(INN),amoberbitol(INN), barbitol(INN),butalbital,butob.	75	129	6 147	13 152
2933540000	Other derivative of malonylurea (barbituric acid), salts thereof	0	21	0	3 514
2933591000	Diazinon	40 018	93 004	215 526	585 258
2933599000	Oth comp cont pyrimidine ring (whet/nohydrogenated)/piperazin	70 468	589 765	1 746 238	13 816 671
2933610000	Melamine	1 754 924	10 868 436	2 325 583	14 204 074
2933690000	Oth comp cont unfused triazine ring(whet/not hydrogenated) in st	1 004 251	4 479 581	1 670 965	7 961 447
2933710000	6-hexanelactam (epsilon-caprolactam)	3 158 306	19 529 396	8 315 140	53 965 619
2933720000	Clobazam (INN) and methyprylon (INN)	40 010	40 089	78 722	323 951
2933790000	Oth lactams oth than 6-hexanelactam &clobazam & methyprylon	34 294	185 067	443 829	2 446 471
2933910000	Alprazolam(INN), camazepam,chlordiazepoxide(INN), clonazepam,	831	2 322	157 749	530 952
2933991000	Mebendazole or parbendazole	18 441	73 171	349 991	1 362 940
2933999000	Oth heterocyclic compounds with nitrogenhetero-atom(s) only	33 374	539 408	2 110 391	13 777 216
2934100000	Compounds contain unfused thiazole ring(weth/not hydrogenated	14 667	68 602	328 646	2 120 155
2934200000	Compound containing in structure a benzothiazole ring-system, nc	181 710	1 065 497	745 768	4 168 445
2934300000	Compound containing in structure a phenothiazine ring-system,no	18 100	99 100	185 899	1 124 135
2934910000	Aminorex(INN), brotizolam(INN), clotiazepam,cloxazolam,pemolin	0	6 156	0	41 200
2934991000	Nucleic acid and its salts	84 008	355 570	1 321 095	5 985 626
2934992000	Sultones, sultams, diltiazem	720	25 724	258 460	2 280 510
2934993000	6-amino penicillanic acid	1 006	21 458	11 544	301 753
2934994000	3-azido-3- deoxythymidine	0	13 500	0	83 210
2934999000	Other nucleic acids&their salts,whet/not chemically define;oth hel	115 124	556 519	3 624 878	22 326 095
2935000000	Sulphonamides.	229 940	1 081 583	1 942 140	14 076 992
2936210000	Vitamins A & their derivatives	44 989	181 616	1 282 649	5 547 966
2936220000	Vitamins B1 & its derivatives	17 827	125 301	440 007	3 983 163
2936230000	Vitamin B2 & its derivatives	12 212	65 429	424 566	2 327 851
2936240000	D- or dl-pantothenic acid (vit B3 orvit B5) & its derivatives	23 307	226 860	436 075	2 752 917
2936250000	Vitamin B6 & its derivatives	32 284	182 149	815 557	4 391 863
2936260000	Vitamin B12 & its derivatives	6 965	24 329	339 477	1 988 569
2936270000	Vitamin C & its derivatives	401 942	1 673 333	2 449 509	11 272 920
2936280000	Vitamin E & its derivatives	124 186	474 302	2 925 757	13 032 047
2936290000	Oth vitamins & their derivatives	119 550	770 171	1 526 157	8 369 304
2936900000	Provitamin, incl natural concentrates,&its derivative for vit, interr	267 795	1 501 937	1 902 592	12 058 054
2937190000	Oth polypeptide/protein/glycoprotein&hormones,its derivative&stu	25	121	2 085	19 557
2937210000	Cortisone,hydrocortisone, prednisone&prednisolone (dehydrohyd	215	2 952	334 542	2 320 896
2937220000	Halogenated derivatives of corticosteroidal hormones	728	2 463	336 827	3 905 862
2937230000	Oestrogens & progestogens	936	4 618	811 238	9 114 196
2937290000	Oth steroidal hormone, their derivative&structural analogues	149	1 026	407 684	2 418 399
2937500000	Prostaglandins,thromboxanes&leukotrienes ,their derivatives & st	0	22	0	51 925
2937901000	Hormones of oxygen-function amino-compounds	12 987	34 972	156 879	445 729
2937909000	Oth hormone, its derivative & structural analogues	96	2 068	17 894	599 948
2938100000	Rutoside (rutin) & its derivatives	473	1 466	5 462	82 642
2938900000	Oth glycoside, natural/reprodc by synth& their salts,ethers,esters	4 274	25 157	214 561	1 076 947

I.3. IMPOR MENURUT KOMODITI / IMPORT BY HS COMMODITY

\*\*\* JUNI/JUNE 2012 \*\*\*

HS	Uraian Komoditi Commodity Description	Berat Bersih / Net Weight (Kg)		Nilai / Value C.I.F (US\$)	
		Bulan ini Current Month	Kumulatif Cum.Jan. to date	Bulan ini Current Month	Kumulatif Cum.Jan. to date
2939119000	Buprenorphine,codeine,ethylmorphin,etorpine,heroin,morphine,ox	0	3	0	2 250
2939190000	Oth alkaloids of opium & their derivates; salts thereof	443	2 548	163 875	606 587
2939201000	Quinine and its salts	0	1 000	0	111 000
2939209000	Oth alkaloid of cinchona and heir derivatives; salts thereof, oth the	1	313	63	26 522
2939300000	Caffeine & its salts	80 438	341 910	637 825	2 759 335
2939410000	Ephedrine & its salts	0	5 602	0	318 042
2939420000	Pseudoephedrine (INN) & its salts	0	23 287	0	1 299 331
2939490010	Phenylpropanolamine HCl (PPA)	7 225	15 781	320 338	706 586
2939490090	Oth ephedrines and their salts oth thanephedrin, pseudo, cathine	0	2	0	172
2939510000	Fenetyline(INN) & its salts	0	1 000	0	46 000
2939590000	Oth theophylline & aminophylline & theirderivative;salts thereof, (	11 748	251 405	145 799	1 428 585
2939620000	Ergotamine (INN) & its salts	0	4	0	40 085
2939630000	Lysergic acid & its salts	3	5	19 816	38 521
2939690000	Oth alkaloids of rye ergot &its derivative; salts thereof	5	39	6 358	143 519
2939919000	Ecgonine,levometamfetamine,metamfetamine,metamfet racemat	50	125	4 600	11 575
2939991000	Nicotine sulphate	0	1 052	0	89 272
2939999000	Oth vegetable alkaloids, natural/reprodby synthesis;their salts,eth	75	13 468	124 235	1 734 791
2940000000	Sugars, chemically pure oth than sucrose,lactose, maltose, glucose	311 112	1 091 609	1 507 479	5 131 676
2941101100	Amoxicillins & its salts, non-sterile	5 515	79 583	132 766	2 344 856
2941101900	Amoxicillins & its salts, sterile	73 170	488 648	2 011 106	12 654 255
2941102000	Ampicillin & its salts	8 850	51 257	1 078 282	4 479 006
2941109000	Oth penicillins &their derive w/ penicillanic acid structure; salt the	4 973	47 890	745 169	6 747 615
2941200000	Streptomycins & their derivatives; saltthereof	767	65 350	24 482	268 486
2941300000	Tetracyclines & their derivatives; saltthereof	32 815	200 776	490 541	3 785 210
2941400000	Chloramphenicol & its derivatives; saltthereof	4 110	43 801	148 300	1 309 901
2941500000	Erythromycin & its derivatives; saltthereof	2 153	43 681	663 055	5 199 241
2941900000	Oth antibiotics	148 784	696 806	6 059 504	30 495 395
2942000000	Oth organic compounds.	161 828	764 507	1 369 152	7 079 599
3001200000	Extracts of glands or oth organs or oftheir secretions, for organo-tl	621	2 631	76 456	224 642
3001900000	Gland&oth organ for organo-therapeutic&human/animal substanc	0	3 000	0	34 557
3002101000	Plasma protein solutions	660	4 755	150 467	1 471 249
3002103000	Antisera&modified immunological productwhet/not modified/obt	4 471	16 616	1 276 500	5 287 100
3002109000	Oth blood fractions, whet/not modified/obtain by biotechnologica	331	34 408	247 648	9 947 822
3002202000	Pertusis, measles, meningitis or poliovaccines	0	1 245	0	2 108 362
3002209010	Hepatitis vaccine	479	7 727	233 886	2 279 778
3002209090	Oth vaccines for human medicine oth than tetanus,partusis,messlk	2 487	32 763	1 621 728	15 517 577
3002300000	Vaccines for veterinary medicine	75 323	456 194	2 835 979	16 844 506
3002900000	Human blood;animal blood for therapeutic,prophylactic/diagnosti	6 807	76 262	911 791	5 574 746
3003101000	Medicaments cont amoxicillin (INN) or itsalts, not for retail sale	0	7 082	0	34 000
3003109000	Oth medcn cont penicillins /derivative'sw/ penicillanic acid stru,no	223	239 717	76 854	282 131
3003200000	Medicaments containing oth antibiotics	30	971	90 000	514 735
3003390000	Medicaments cont hormon oth insulin/prodhead 2937 not cont ar	2 300	13 628	132 000	482 544
3003400090	Medicament cont alkaloid/drv not containhormone/head 2937/an	346	2 749	160 558	1 043 153
3003900000	Oth medicaments cont mix _2 constituentsfor therapeutic/prophy	59 319	226 053	514 302	5 143 635
3004101500	Medicaments cont penicillin G (excl penicilin G benzhatine),pheno	0	100	0	1 099
3004101600	Medicaments cont ampicillin,amoxycillin/their salts, of a kind take	250	2 300	3 500	19 277
3004101900	Oth medicaments cont penicillins/theirderivatives, in doses/for re	8 536	53 276	745 336	2 433 439
3004102100	Medicaments cont streptomycins/derivativ, in ointment form, in d	0	7	0	375
3004102900	Medicaments cont streptomycins/derivativ,other than ointment fr	259	5 454	173 685	1 063 843
3004201000	Medicaments cont gentamycin, lincomycin,sulfamethoxazole/deri	0	402	0	325 327
3004203100	Medicaments cont erythromycin/its derivative for taking orally, fo	1 191	8 403	3 889	142 954
3004203900	Oth medicaments cont erythromycin/derive,oth for taking orally/c	0	2 869	0	398 686
3004207100	Medicaments cont tetracycline/chloramphenicols/derive for taker	0	15 808	0	91 313
3004207900	Medicaments cont tetracycline/chloramphenicols/derive oth take	9 120	34 974	48 705	307 448
3004209100	Oth medicaments cont oth antibiotics for taking orally/ointment fr	402	2 687	338 281	691 869
3004209900	Oth medicaments cont oth antibiotics oth taking orally/ointment fr	64 304	231 779	1 235 543	6 874 705
3004310000	Medicaments contain insulin-but not contantibiotics, in doses/for	5 234	30 566	2 475 015	14 283 684
3004324000	Medicaments cont hydrocortisone sodiumsuccinate/fluocinolone ;	289	616	3 142	8 091
3004329000	Oth med cont corticosteroid hormon,theirderivative/struc analog,	2 253	16 103	123 172	1 838 179
3004390000	Oth med cont hormon oth than coricosteroid&insulin,not cont ant	72 295	126 528	1 508 579	8 623 173
3004401000	Medicaments cont morphine/its derivative , for injection, in doses	0	231	0	7 122
3004402000	Medicaments cont quinine hydrochloride/dihydro-chlorid,for injec	454	747	26 265	42 710
3004404000	Medicaments cont quinine/its salts/ antimalaria subtc oth than he	5 248	6 087	408 287	457 758
3004405000	Medicaments cont papaverine/berberine,of taken orally,in doses	0	1 305	0	127 200
3004409090	Medi cont oth alkaloids/derive thereof,not cont hormones/antibic	11 712	49 811	262 695	2 667 998
3004501000	Oth medicament cont vitamins of a kindsuitable for children in syr	8 824	61 361	75 997	464 177
3004502900	Oth medicament cont vitamins>1 oth thanof kind taken orally	1 490	28 148	121 518	1 004 448
3004509100	Oth medicaments cont vitamins A,B or C	192	1 562	18 486	380 885
3004509900	Oth medicament cont vitamin (oth than A,B,C) or oth products of l	25 544	124 174	565 785	2 596 078
3004901000	Transdermal therapeutic systems patchesfor cancer treatment or l	3 712	25 899	643 316	3 905 249
3004902000	Closed sterile water for inhalation,pharmaceutical grade	277	2 604	27 612	248 149

I.3. IMPOR MENURUT KOMODITI / IMPORT BY HS COMMODITY

\*\*\* JUNI/JUNE 2012 \*\*\*

HS	Uraian Komoditi Commodity Description	Berat Bersih / Net Weight (Kg)		Nilai / Value C.I.F (US\$)	
		Bulan ini Current Month	Kumulatif Cum.Jan. to date	Bulan ini Current Month	Kumulatif Cum.Jan. to date
3004903000	Antiseptics	29 338	210 020	173 334	1 211 461
3004904100	Anaesthetics containing procainehydrochloride	0	671	0	1 354
3004904900	Oth anaesthetics oth than cont procainehydrochloride	1 001	14 001	455 782	1 328 033
3004905200	Analgesics,antipyretics & oth med contchlorphenimamine maleate	0	40	0	28 564
3004905300	Analgesics,antipyretics & oth med contdeclofenac, of kind taken o	0	8 843	0	155 942
3004905400	Analgesics,antipyretics & oth med contpiroxicam (INN) or ibuprofe	0	90	0	460
3004905500	Oth analgesic,antipyretic&oth cough/coldmedicament, in liniment	151	151	7 112	7 112
3004905990	Oth analgesics,antipyretics & oth cough/cold medicmn, whet/not	3 131	17 508	96 669	1 199 594
3004906900	Oth antimalarials oth than use forherbal medicaments	185	186	1 092	1 400
3004907100	Anthelmintic containing piperazine ormebendazole (INN)	366	377	1 194	5 719
3004907900	Other anthelmintic oth than use forherbal medicaments	0	6	0	170
3004908100	Oth med for cancer,HIV/AIDS/oth intractable disease cont deferox	155	1 944	28 826	538 351
3004908200	Anti HIV/AIDS medicaments	0	3 472	0	1 071 309
3004908900	Oth medicaments for other intractablediseases oth than HIV/AIDS	4 137	22 347	4 333 587	23 514 149
3004909100	Oth medicam cont sodium chloride/glucose, for infusion	170 483	3 809 312	213 298	4 741 145
3004909200	Oth medicam cont sorbitol/salbutamol for infusion	0	65 455	0	463 873
3004909300	Oth medicam cont sorbitol/salbutamol inother form	22 000	44 000	12 760	25 520
3004909400	Oth medicam cont cimetidine/ranitidine,oth than for injection/infi	5 836	18 552	3 393 794	7 131 255
3004909500	Oth med cont phenobarbital, diazepam/chlorpromazine oth than f	0	5 971	0	237 472
3004909600	Nasal drop med cont naphazoline,xylometazoline/oxymetazoline,	0	1 268	0	9 740
3004909800	Other medicament for herbal medicaments, for retail sale	151 087	499 602	288 742	1 033 321
3004909900	Other medicaments oth than herbal medicaments, for retail sale	1 417 575	105 751 466	12 505 060	106 199 519
3005101000	Adhesive dressing&oth articles w/ adhesive layer,impregnate/coat	8 977	35 161	174 609	652 520
3005109000	Adhesive dressing&oth articles w/ adhesive layer than impreg/coa	8 266	52 890	132 677	786 374
3005901000	Bandages,impregnated/coated w/ pharmacysubst,for retail for me	47 681	268 721	202 503	1 438 876
3005902000	Gauze, impregnated/coated w/ pharmacysubst,for retail for medic	21 407	74 449	132 528	677 572
3005909000	Wadding&similar articles,impregnated/coate w/pharmacy subst,fc	6 998	46 288	279 297	2 084 190
3006101000	Sterile absorbable surgical/dental yarn; sterile surgical/dental adhi	229	13 034	10 331	149 231
3006109000	Sterile surgical catgut,sterile adhesive tissue for surgicl wound clos	3 745	26 442	769 746	4 728 812
3006200000	Blood-grouping reagents	556	6 757	103 596	894 465
3006301000	Barium sulfate (for taking orally)	0	5 638	0	2 455
3006302000	Reagents of microbial origin of kindsuitabel for veterinary biologic	0	336	0	13 406
3006303000	Oth microbial diagnostic reagents	3	77	22	8 641
3006309000	Oth opacifying prep for x-ray exam;othdiagnostic reagents designe	8 687	37 670	540 581	2 154 995
3006401000	Dental cements & oth dental fillings	719	23 838	73 760	353 977
3006402000	Bone reconstruction cements	29	109	2 680	9 439
3006500000	First-aid boxes & kits	1 376	6 231	35 660	115 400
3006600000	Chemical contraceptive prep based on hormones/on product heac	2 354	26 755	167 151	1 114 303
3006700000	Gel prep designe used in human/vet medic as lubricant for parts o	1 872	31 810	701 402	1 775 651
3006910000	Appliances identifiable for ostomy use	7	464	560	140 581
3006929000	Waste pharmaceuticals of medic oth thanfor treatment of cancer,	0	432	0	5 812
3101001100	Supplement fertilizers in liquid form,not chemical treat-of solely v	65 190	182 359	98 492	399 202
3101001200	Supplement fertilisers in liquid form,chemical intreated of solely v	500	303 674	790	36 064
3101001900	Oth supplement fertilisers chem/not chem treated oth than liquid	195 049	1 841 242	252 076	1 158 304
3101009100	Suppllement fertilisers, in liquid form, not chemically treated of ani	37 960	38 646	238 440	240 135
3101009900	Oth animal/vegetable fertilisers,mixing/chemical treat of animal/v	37 800	42 633	17 460	29 604
3102100000	Urea, whether/not in aqueous solution	500	32 116 622	825	13 737 739
3102210000	Ammonium sulphate	104 313 902	515 127 400	25 647 085	127 122 683
3102290000	Double salts & mix of ammonium sulphate& ammonium nitrate	0	48 844	0	124 878
3102300000	Ammonium nitrate, whether/not in aqueous solutions	47 955 787	199 535 649	19 087 927	116 937 999
3102400000	Mixture of ammonium nitrate with calcium carbonate/oth inorgar	3 669	484 098	28 032	218 885
3102500000	Sodium nitrate	1 350 000	4 319 013	718 924	2 361 211
3102600000	Double salts & mixtures of calciumnitrate & ammonium nitrate	1 080 860	7 346 180	467 385	2 904 137
3102800000	Mixtures of urea & ammonium nitrate inaqueous or ammoniacal s	0	500	0	4 480
3102900000	Oth mineral/chem fertilisers,nitrogenous,incl mixt not specified in	43 000	2 112 996	23 650	1 262 013
3103109000	Superphosphates not feed grade	83 486 000	560 417 700	32 709 544	231 025 680
3103901000	Calcined phosphetic fertilisers	0	50 000	0	10 050
3103909000	Other mineral or chemical fertilisers,phosphatic, oth than superph	127 374 412	601 721 368	16 905 010	83 572 016
3104200000	Potassium chloride	319 776 433	1 462 189 069	159 224 422	747 277 222
3104300000	Potassium sulphate	265 341	624 586	182 150	442 009
3104900000	Other mineral/chemical fertilisers,potassic,oth than potassium chl	161 050	17 421 727	685 645	12 143 730
3105102000	Min/chem fert cont 2/3 of nitrogen,phosphorus&potassium,in tab	2 192	1 015 387	1 592	521 375
3105109000	Oth min/chem fert cont 2/3 of nitrogen,phosp&potass,in tabs/sim	154	18 395	3 410	75 789
3105200000	Mineral/chemical fertiliser contan 3 elements nitrogen,phosphoru	34 484 350	171 349 689	20 103 281	103 359 888
3105300000	Diammonium hydrogenorthophosphate(diammonium phosphate)	19 105 900	86 264 946	11 185 408	54 758 000
3105400000	Ammonium dihydrogenorthophosphate (monoammon phosph)&r	22 000	32 095 478	47 520	21 388 933
3105510000	Oth mineral/chemical fertilisers contain nitrates & phosphates	120 400	126 246	61 076	83 635
3105590000	Oth mineral/chemical fertilisers contain nitrogen&fosfor, than nitr	6 841 380	22 834 328	3 506 297	11 873 268
3105600000	Mineral/chemical fertilisers contain 2fertilising element phosphori	0	118 578	0	127 540
3105900000	Oth mineral/chemical fertiliser cont 2/3elements nitrogen,phosph	14 375 240	26 602 028	7 386 435	13 843 957
3201100000	Quebracho extract	17 943	64 663	49 077	181 097



I.3. IMPOR MENURUT KOMODITI / IMPORT BY HS COMMODITY

\*\*\* JUNI/JUNE 2012 \*\*\*

HS	Uraian Komoditi Commodity Description	Berat Bersih / Net Weight (Kg)		Nilai / Value C.I.F (US\$)	
		Bulan ini Current Month	Kumulatif Cum.Jan. to date	Bulan ini Current Month	Kumulatif Cum.Jan. to date
3201200000	Wattle extract	58 000	208 214	104 463	345 908
3201901000	Gambier	350	3 894	3 420	17 225
3201909000	Oth tanning extract of vegetable origin;tannine & their salts,esters	1 318	28 996	19 928	177 997
3202100000	Synthetic organic tanning substances	315 132	1 591 465	456 603	2 662 929
3202900000	Inorganic tanning subst;tanning prep whe/not cont natura tanning	213 379	1 719 558	291 268	2 349 588
3203001000	Coloring matter of vegetable or animalsuitable for use in food/drir	20 728	69 717	446 412	1 635 786
3203009000	Coloring matter of vegetable/animal notsuitable for use in food/di	572	58 128	12 599	554 481
3204111000	Disperse dyes & preparations based thereon, crude	1 198 585	4 793 303	5 083 658	21 240 227
3204119000	Disperse dyes & preparations based thereon, oth than crude	697 982	4 432 795	3 752 799	25 417 058
3204121000	Acid dyes whether or not premetallised & preparations based ther	49 745	490 457	334 001	2 782 948
3204129000	Mordant dyes& preparations based thereon	40 853	150 755	323 835	1 211 563
3204130000	Basic dyes & preparations based thereon	68 159	302 627	355 429	1 938 201
3204140000	Direct dyes & preparations based thereon	579 895	2 503 174	2 162 801	10 331 858
3204150000	Vat dyes(incl those usable in that state as pigments) &preparation	270 457	1 736 364	1 554 343	10 895 096
3204160000	Reactive dyes&preparations based thereon	1 018 070	5 693 076	4 742 310	25 171 157
3204170010	Synthetic organic pigment in powder form	798 676	4 678 536	8 197 893	42 981 400
3204170090	Other pigment&preparations based thereonoth than in powder fo	657 877	3 479 450	4 034 388	20 869 059
3204190000	Oth synth organic coloring matter, inclmix of color subhead 3204.	441 380	2 929 692	1 421 553	8 613 184
3204200000	Synthetic organic prods of a kind usedas fluorescent brightening a	441 057	2 313 243	2 861 988	13 847 203
3204900000	Oth synthetic organic coloring, matter,w/ or not chemically define	353 435	1 719 233	1 060 690	5 464 659
3205000000	Color lakes;preparations as specified inthis chap based on color la	142 770	870 912	390 585	2 870 568
3206111000	Pigment base on titanium dioxide contain by weight _ 80 % on dry	5 933 507	36 132 178	22 714 320	125 965 548
3206119000	Preparate base on titanium dioxide contain by weight _ 80 % on di	404 562	2 709 177	1 701 191	9 866 851
3206191000	Pigment base on titanium dioxide contain by weight < 80 % on dry	103 482	728 337	512 165	3 722 627
3206199000	Preparate base on titanium dioxide contain by weight < 80 % on di	115 656	761 824	571 280	3 837 664
3206201000	Chrome yellow,chrome green,molybdateorange/red base on chro	87 468	575 706	499 654	2 628 298
3206209000	Oth pigments & preparations based onchromium compounds	19 494	138 776	50 086	704 337
3206411000	Preparations based on ultramarine	688	16 945	7 819	110 783
3206419000	Ultramarine	182 864	959 479	243 507	1 711 768
3206421000	Preparations based on zinc sulphide	50 501	56 411	48 138	88 426
3206429000	Lithophone & oth pigments based on zincsulphide	123 785	533 881	266 697	1 095 458
3206491000	Preparations of other colouring matter	133 495	1 114 295	356 147	4 172 158
3206499000	Other colouring matter other than ultramarine & lithopone	293 177	1 751 261	1 885 457	11 730 358
3206501000	Preparations of inorganic pigment of akind used as luminophores	31 605	179 979	228 539	1 543 888
3206509000	Oth inorganic pigment/colouring matterof a kind used as luminopt	114 300	695 224	664 769	5 250 685
3207100000	Prepared pigments, prep opacificers prepcolors & similar prep	644 457	4 278 237	3 001 276	17 600 871
3207201000	Enamel frits	704 722	3 557 229	743 094	3 994 111
3207209000	Oth vitrifiable enamels & glazes, engobe (slips) similar prep	1 503 971	7 899 604	2 224 555	11 887 078
3207300000	Liquid lustres & similar preparations	32 343	169 904	342 110	2 707 544
3207400000	Glass frit & oth glass, in the form ofpowder granules or flakes	8 288 804	42 379 085	4 523 071	23 219 886
3208101100	Varnishes>100-c hr,based on polyesterfor dental use, dispersed in	0	2 307	0	24 917
3208101900	Oth varnishes based on polyesters <100-c hr,disper in a nonaqueo	79 511	429 775	283 306	2 059 899
3208109000	Other paints & varnishe (incl enamels &lacquers)polyester dispers	345 195	2 210 347	2 876 497	12 499 272
3208204000	Anti-fouling/anti-corrosive paints forships hull base on acrylic/viny	147 841	769 148	684 550	3 100 561
3208207000	Varnishes (including lacquers), of akind used in dentistry	10 151	104 522	32 698	318 924
3208209000	Other paints & varnishes (incl enamels&lacquers) based on acrylic,	503 600	3 156 636	2 571 531	17 109 769
3208901100	Varnishes (incl.lacquers),exceed >100-cheat-resistant used in dent	11 110	22 437	42 010	207 574
3208901900	Varnishes (incl.lacquers),exceed >100-cheat-resistant used in oth t	544 963	3 749 487	2 580 784	16 988 482
3208902100	Varnishes (incl.lacquers),exceed <100-cheat-resistant used in dent	9 133	58 782	73 894	368 274
3208902900	Varnishes (incl.lacquers),exceed <100-cheat-resistant used in oth t	273 916	1 306 162	1 743 473	6 068 628
3208909000	Oth paints & varnishes dispersad/dissolved in a nonaqueous med	657 350	3 794 344	3 612 837	19 848 585
3209101000	Varnishes(inc lacquer)>100-c hr-acrylicvinyl polymer, dispersed in	227 736	1 208 298	516 389	2 709 780
3209104000	Leather paints-based on acrylic or vinyl polymers dispers in a aque	1 199	30 649	6 821	571 418
3209105000	Anti-fouling/corrosive paints for shipshulls based on acrylic/vynil p	181 978	830 620	474 340	2 234 907
3209109000	Oth paints & varnishes dispersedaqueous/dissolved in aqueuos me	440 231	2 057 802	1 523 596	7 163 329
3209900000	Oth paints based on others varnishesdispers in a aqueous medium	400 235	2 329 331	1 179 076	8 940 625
3210001010	Varnishes (incl lacq) exc > 100-c hrresist of a kind used for finish le	106	8 380	2 209	104 893
3210001090	Varnishes (incl lacq) exc < 100-c hrresist of a kind used for finish le	39 138	232 806	186 438	983 953
3210002000	Distempers of a kind used for finishingleather	194	928	4 252	20 267
3210003000	Prepared water pigments of a kind usedfor finishing leather	26 380	136 328	64 166	418 278
3210005000	Polyurethane tar coating of a kind usedfor finishing leather	39 953	146 437	315 188	1 353 455
3210009100	Oth anti-fouling/corr paints for ships,hulls based on polyurethane	9 288	81 587	135 239	267 281
3210009900	Other paints & varnishes of a kind usedfor finishing leather	66 270	419 122	196 586	1 848 571
3211000000	Prepared driers	120 095	823 528	388 053	2 635 123
3212100000	Stamping foils	71 425	388 146	557 797	3 165 121
3212901100	Aluminium paste	230 603	1 087 701	1 539 560	7 463 414
3212901300	White lead dispersed in oil	13 860	84 129	97 874	578 910
3212901400	Oth pigments of aluminium paste, whitelead dispersed in oil for le	35 986	232 541	125 971	1 011 409
3212901900	Oth than pigments of aluminium paste,white lead dispersed in oil i	220 271	1 411 451	939 952	3 733 058
3212902100	Dyes and oth coloring matter put of informs or packing in the foo	0	81	0	581
3212902200	Oth dyes used in the food or drinkindustries	0	820	0	4 387

I.3. IMPOR MENURUT KOMODITI / IMPORT BY HS COMMODITY

\*\*\* JUNI/JUNE 2012 \*\*\*

HS	Uraian Komoditi Commodity Description	Berat Bersih / Net Weight (Kg)		Nilai / Value C.I.F (US\$)	
		Bulan ini Current Month	Kumulatif Cum.Jan. to date	Bulan ini Current Month	Kumulatif Cum.Jan. to date
3212902900	Oth than dyes in the food or drinkindustries	34 192	302 946	358 715	2 367 351
3213100000	Colours in tablet, tube, jar, bottle,pan, similar form or packing for :	69 835	582 311	233 873	1 683 239
3213900000	Oth color not in tablet, tube, jar,bottle, pan/similar form/packing	9 469	119 819	30 255	236 754
3214100000	Glaziers putty, grafting putty, cementscaulking compound	558 998	2 991 685	2 032 618	10 114 306
3214900000	Oth glaziers putty, grafting putty,cements caulking compound	848 365	6 265 913	1 962 882	11 730 879
3215111000	Printing uv curable inks-black	13 837	85 707	110 453	654 363
3215119000	Printing inks other than uv curableinks- black	244 421	1 587 188	7 120 592	46 010 651
3215190000	Printing inks, other than black	694 103	4 427 272	7 028 846	30 110 205
3215901000	Carbon mass for one time carbon paper	2 872	5 839	10 643	53 255
3215906000	Drawing ink and writing ink	42 048	169 942	434 844	1 784 291
3215907000	Ink of a kind suitable for use withduplicating machines of heading	47	3 030	9 999	61 676
3215909000	Oth ink of a kind suitable for use withduplicating machines of heac	153 390	732 965	1 111 745	5 694 490
3301120000	Essential oils of citrus of orange	27 867	291 511	343 184	3 229 065
3301130000	Essential oils of citrus of lemon	4 103	46 494	107 566	1 369 393
3301190000	Other essential oils of citrus fruit	4 550	45 071	171 815	1 066 978
3301240000	Essential oils - of peppermint(mentha piperita)	4 439	40 663	110 016	808 773
3301250000	Essential oils - oth of peppermint(mentha piperita)	726	94 075	47 594	725 556
3301290010	Oth essential oil of lemon grass,citronella, nutmeg, cinnamon, ginc	19	1 483	1 156	24 107
3301290020	Oth essential oils of sandalwood	175	3 172	103 578	326 981
3301290090	Oth essential oils-oth thanpharmaceutical grade	217 378	10 906 877	2 765 964	12 210 541
3301300000	Resinoids	16 055	96 906	368 461	1 358 198
3301901000	Aqueous distillates & solutions ofessential oils suitable for medic u	1 009	3 937	5 565	99 128
3301909000	Oth essential oils (terpeneless or not),incl concretes& absolutes; r	124 272	328 917	1 785 547	5 109 498
3302101000	Odoriferous alcoholic prep for thealcohol beverages, liquid form	0	5 237	0	31 158
3302109000	Oth mixed of odoriferous of a kind usedin the food or drink indust	243 631	1 546 766	3 192 121	18 106 831
3302900000	Oth prep based on odoriferous substancesfor the manufacture of l	1 859 825	9 604 549	29 155 284	154 950 712
3303000000	Perfumes & toilet waters	197 461	909 993	7 936 128	46 659 693
3304100000	Lip make-up preparations	26 277	140 899	620 760	3 787 445
3304200000	Eye make-up preparations	52 052	268 600	1 335 044	6 821 285
3304300000	Manicure or pedicure preparations	1 988	44 166	67 504	502 998
3304910000	Beauty or make up preparations powders,whether or not compres	72 362	798 488	788 426	7 135 622
3304992000	Anti-acne creams	32	3 638	1 584	130 540
3304993000	Oth Face or skin creams & lotions	181 221	1 975 680	2 665 416	20 686 373
3304999000	Oth than anti-acne creams and oth faceor skin creams & lotions	799 339	2 325 502	6 213 713	27 547 975
3305101000	Having anti-fungai shampoo	761 694	5 101 344	2 455 613	17 455 779
3305109000	Oth having anti-fungai shampoo	4 136 373	13 935 266	14 154 940	49 016 698
3305200000	Preparations for permanent waving orstraightening	50 407	141 286	191 378	760 652
3305300000	Hair lacquers	57 946	360 422	188 036	1 391 717
3305900000	Others preparations for use on the hair	614 152	2 927 493	2 861 296	14 626 099
3306101000	Prophylactic pastes & powders	249 846	1 191 837	1 468 676	6 515 208
3306109000	Oth prophylactic pastes & powders	30 637	97 037	40 160	274 460
3306200000	Yarn used to clean between the teeth(denital-floss)	903	2 481	30 443	75 138
3306900000	Oth yarn used to clean between the teeth(denital-floos)	115 131	245 929	222 123	567 471
3307100000	Pre-shave, shaving or after-shavepreparations	2 647	28 565	35 196	262 066
3307200000	Personal deodorants & antiperspirants	85 688	997 796	850 514	9 862 276
3307300000	Perfumed bath salts & oth bath prep,deodor room incl prep used r	166 467	783 085	386 240	1 749 653
3307411000	Scanted powders (incense) of a kind usedduring religious rites	160 977	640 966	123 595	457 548
3307419000	Oth scanted powder (incease) of a kindused during religious rites	75 642	417 398	104 791	559 002
3307491000	Room perfuming preparations, whetheror not having disinfectant	34 162	456 353	204 777	2 578 457
3307499000	Oth prep for perfuming or deodor rooms,incl odoriferous preparat	46 465	226 267	464 131	1 704 025
3307901000	Animal toilet preparations	13 025	47 284	32 582	151 957
3307903000	Papers & tissues, impregnated or coatedwith perfume or cosmetic	15 574	124 925	34 899	342 294
3307904000	Other perfumery or cosmetics, includingdepiletorles	0	60	0	6 000
3307905000	Contact lens solution	43 168	227 930	289 094	1 214 749
3307909000	Oth animal toilet prep, paper & tissueother ferfume or cosm, cont	211	16 682	5 791	285 555
3401111000	Soap, organic surface-active-for toiletuse-medicated prods	19 664	63 255	31 884	99 996
3401112000	Bath soap	804 882	2 016 735	1 563 578	4 211 027
3401113000	Oth of felt or nonwovens, impregnated,coated or covered with so:	33	69	508	1 460
3401119000	Oth medicated prod & oth of felt ornonwovens, impreg, coated w.	3 016	169 760	31 187	1 162 746
3401191000	Of felt/nonwovens impregnated, coatedwith soap or detergent	2 528	25 228	7 311	142 593
3401199000	Oth of felt or nonwovens, impregnated,coated or covered with so:	222 173	1 018 170	891 402	3 622 783
3401202000	Soap chips	0	5 212	0	64 055
3401209100	Soap of a kind used for flotationdeinking or recycled paper	546	3 582	932	15 045
3401209900	Oth soap of kind used for flotationdeinking or recycled paper	60 953	176 290	86 873	277 533
3401300000	Org surf-active prod & prep for washingthe skin in the liq/cream fc	19 819	237 377	242 653	2 994 170
3402111000	Sulphated fatty alcohols	192 981	1 169 464	380 581	2 484 648
3402114000	Sulphanated alkylbenzene	206 185	948 151	421 711	2 170 486
3402119100	Wetting agents of a kind used in themanufacture of herbicides	39 562	612 216	147 558	2 201 199
3402119900	Oth anionic-organic surface-active agentwith or not put up for ret:	698 756	3 817 890	1 704 991	9 407 771
3402121000	Wetting agents used in the manuf ofherbiced-cationic	29 225	385 316	65 536	813 543
3402129000	Oth cationic-organic surface-activeagent with/not put up for retail	1 114 909	5 418 267	3 200 363	16 652 010

I.3. IMPOR MENURUT KOMODITI / IMPORT BY HS COMMODITY

\*\*\* JUNI/JUNE 2012 \*\*\*

HS	Uraian Komoditi Commodity Description	Berat Bersih / Net Weight (Kg)		Nilai / Value C.I.F (US\$)	
		Bulan ini Current Month	Kumulatif Cum.Jan. to date	Bulan ini Current Month	Kumulatif Cum.Jan. to date
3402131000	Hydroxyl-terminated polybutadiene	507 462	2 901 179	1 368 755	8 630 512
3402139000	Oth hydroxil-terminated polybutadiene	2 580 884	11 277 646	6 807 206	30 776 981
3402191000	Organic surface active of a kindsuitable for use in fire extinguishing	26 880	115 436	45 757	600 301
3402199000	Oth organic surface-active of kindsuitable for use in fire extinguish	1 197 301	7 947 966	3 564 859	16 231 320
3402201100	Anionic surface active prep. in liquidform-put up for retail sale	134 444	695 358	222 549	1 084 653
3402201200	Anionic washing prep & cleaning prep,incl bleach cleans,liquid forr	143 163	464 229	427 925	1 940 862
3402201300	Oth surface active preparations- inliquid form, for retail sale	21 078	188 081	10 927	135 095
3402201900	Oth wash prep & clean prep,incl bleachcleans & degreas prep,liqui	148 728	983 767	686 562	3 912 227
3402209100	Anionic surface active prep. oth than inliquid form-for retail sale	152	6 675	1 158	17 439
3402209200	Anionic washing prep & clean prep, inclbleach, cleans-oth than liq	10 270	66 596	21 245	63 005
3402209300	Oth surface active preparations	0	885	0	14 974
3402209900	Oth wash prep & clean prep /cleaningprep incl bleaching, cleansin	248 686	1 267 397	511 755	3 169 616
3402901100	Wetting agents of anionic surface activepreparations	201 143	1 429 548	533 157	4 346 815
3402901200	Oth anionic wash prep not wetting agents	697 371	5 192 341	1 449 622	11 545 409
3402901300	Anionic washing prep.or cleaning inclbleaching, cleansing or degre	830 204	4 150 358	1 427 843	7 074 641
3402901400	Wetting agents of other surface activepreparations	5 810	79 010	15 344	241 724
3402901500	Oth organic surface active in liquidform, not wetting agents	90 103	895 640	649 481	5 470 628
3402901900	Oth wash prep or clean prep, incl bleachcleans or degreasing prep	436 951	2 081 532	1 202 912	6 539 090
3402909100	Wetting agents of anionic surface activepreparations	6 240	56 941	21 507	208 708
3402909200	Anionic wash prep & clean prep,inclbleach,cleans-not liquid-not re	117 163	758 653	377 216	2 522 131
3402909300	Anionic surface-active prep,not liquidform not for retail sale	571 841	1 778 663	849 516	3 072 351
3402909400	Anionic surface-active prep, not liquidform, wetting agent not for	11 379	66 534	57 957	266 205
3402909500	Anionic surface-active prep, not liquidform,not wett agent not for	1 165 283	5 129 770	1 937 067	8 350 672
3402909900	Oth wash/lean prep,incl bleach cleansoth than liquid-not for retail	69 619	364 330	311 093	1 459 294
3403111100	Liquid lubricating oil prep, for treatmof textile,or oth material, con	79 118	814 802	286 130	3 351 528
3403111900	Oth liquid preprtion for the treatmenttextile or oth materials, con	34 752	195 208	127 939	714 799
3403119000	Oth prep for the treatment of textile materials,oth than liquid,con	210 730	1 298 852	749 584	4 190 891
3403191100	Liquid oil for aircraft engine contpetroils/oils obtain. bituminous r	6 046	38 994	56 489	299 604
3403191200	Oth liquid prep content silicone oil,cont petrole oils,or bituminous	686	132 207	14 510	564 748
3403191900	Oth liquid for other purposes contpetrol oil or bituminous mineral	3 244 615	16 670 017	8 558 178	44 043 659
3403199000	Oth lubricating prep cont petroleum oil	390 012	2 670 630	1 580 700	9 810 190
3403911100	Liquid prep cont silicone oil-for treatof textile,or oth matt,not cont	83 950	432 510	455 841	2 191 527
3403911900	Liquid prep for treatment of textilemater,not cont petroleum oil &	246 770	1 608 339	786 987	5 697 131
3403919000	Liquid preparat for treatment of textilor the material, not cont pet	489 472	3 750 413	1 328 984	10 961 870
3403991100	Liquid oil for aircraft engine not contpetroleum oils or oils obtain k	20 151	33 747	98 680	193 297
3403991200	Oth liquid prep content silicone oilcont petrol oil,or bituminous mi	1 157	39 286	5 672	110 107
3403991900	Oth liquid for other purpose not contpetroleum oil or bituminous	116 856	467 129	496 209	1 706 459
3403999000	Preparat for treat of textile,leatheroth mater,not cont petrol oil,nc	384 488	3 087 791	2 013 795	12 227 519
3404200000	Artificial waxes & prepared waxes,ofpoly(oxyethylene) (polyethylene	293 779	2 272 982	763 964	5 709 791
3404901000	Oth artificial waxes & prepared waxes.	1 010	129 158	3 046	318 755
3404909000	Oth artificial waxes & prepared waxes.	1 314 711	7 048 295	3 577 576	19 558 496
3405100000	Polishes, creams & similar preparat forwear or leather	5 389	102 419	31 499	511 420
3405200000	Polishes,creams & similar prep for themaintenance of wooden fur	1 349	6 330	18 449	103 465
3405300000	Polishes & similar prep for coachwork,oth than metal polishes	16 707	293 606	71 588	906 628
3405401000	Abrasive lapping & honing,in the form offlour,scouring pastes & pc	11 479	12 667	22 956	35 746
3405409000	Oth scouring pastes & powders & othscouring preparations	12 182	114 426	107 507	564 980
3405901000	Metal polishers	23 533	132 456	41 631	270 492
3405909000	Oth polishes & cream, for footwear,furniture, floors	54 420	222 306	154 386	808 754
3406000000	Candles, tapers & the like	78 866	505 167	148 925	837 432
3407001000	Modelling pastes, incl those put up forchildrens amusement	36 026	101 105	126 952	241 921
3407002000	Prep known as ""dental wax"", in sets,packings,retail sale or in pla	28	514	2 202	30 254
3407003000	Other preparations for use in dentistry,with a basis of plaster of ca	1 598	26 520	178 580	795 834
3501100000	Casein	294 600	1 424 933	2 657 779	13 044 667
3501901000	Caseinates & other casein derivatives	119 355	1 211 599	1 165 427	12 250 084
3501902000	Casein glues	0	1 789	0	10 060
3502110000	Egg albumin - dried	12 970	79 058	68 830	498 058
3502190000	Egg albumin - oth than dried	0	2 608	0	22 300
3502200000	Milk albumin,incl concentrates of >= 2whey proteins	0	122 953	0	971 235
3502900000	Oth egg albumin	10	17	1 041	3 457
3503001100	Glues of fish glues	8	11 167	683	105 553
3503001900	Glues of oth than fish glues	12 155	67 157	32 031	247 640
3503003000	Isinglass	1 503	22 063	8 536	80 352
3503004100	Gelatin in powder form with bloatinglevel a-250 or b-230 or higher	11 284	227 536	79 960	1 640 660
3503004900	Oth gelatin derivatives,isinglass,othglue of animal origin,excl casei	255 022	1 630 993	1 828 383	11 511 591
3504000000	Peptones and their derivatives, othprotein substances and their	256 571	1 417 583	861 991	4 545 498
3505101000	Dextrins, soluble or roasted starches	7 010 868	38 880 859	4 333 988	24 156 112
3505109000	Oth dextrins & oth modified starches	8 762 514	51 555 058	8 043 625	44 276 613
3505200000	Glues based on starches/dextrins	457 332	2 794 225	1 180 156	6 600 809
3506100000	Prods suitable for use as glues/adhesive for ret sale as glues/adhe:	441 914	1 990 910	2 436 178	10 790 063
3506910000	Adhesives based on polymers of heading39.01 to 39.13 or on rubb	2 674 157	13 598 653	9 475 556	45 384 035
3506990000	Oth adhesives based on polymers ofheadings 39.01 to 39.13 or on	1 347 520	7 431 426	5 075 775	28 183 579

I.3. IMPOR MENURUT KOMODITI / IMPORT BY HS COMMODITY

\*\*\* JUNI/JUNE 2012 \*\*\*

HS	Uraian Komoditi Commodity Description	Berat Bersih / Net Weight (Kg)		Nilai / Value C.I.F (US\$)	
		Bulan ini Current Month	Kumulatif Cum.Jan. to date	Bulan ini Current Month	Kumulatif Cum.Jan. to date
3507900000	Oth enzymes; prepared enzymes nes or include	490 843	2 538 401	3 159 453	20 600 861
3601000000	Propellent powders	0	64 129	0	851 384
3602000000	Prepared explosive, oth than propellentpowders	119 778	1 147 080	1 119 151	6 118 731
3603001000	Semi-fuses, elemented caps, signal tubes	0	130 688	0	3 154 082
3603002000	Safety fuses or detonating fuses	107 702	213 217	547 799	1 113 627
3603009000	Oth safety fuses, detonat fuses,percussion detonat caps,igniters,el	5 687 263	6 657 913	5 590 096	28 624 271
3604100000	Firecrackers and other fireworks	3 535 443	13 073 091	4 876 210	17 745 522
3604903000	Signalling flares or rockets	0	96	0	21 744
3604909000	Oth miniatur pyrotechnic munitions &percussions cap for toy, sign	8 063	50 191	41 060	300 425
3606100000	Liquid/liquified-gas fuel in containersused for filling or refilling <= :	1	1 040	4	798
3606901000	Solid or semi-solid fuels, solidifiedalcohol & oth similar prepared fi	231	1 863	33 314	109 022
3606902000	Lighter flints	19 253	77 083	222 728	1 146 850
3606903000	Oth ferro-cerium & oth pyrophoric alloyin all forms	0	99	0	5 930
3606904000	Resin torches, firelighters & the like	4 062	6 293	13 676	22 091
3606909000	Oth solid or semi-solid fuels,solidified alc & oth similiar prep fuels	231	7 389	31 761	78 113
3701100000	Photographic plates & film in the flatsensitised for x-ray	37 040	292 005	1 004 098	6 544 936
3701200000	Photographic plates & film in the flatsensitised for instants print fil	9 425	37 010	88 828	509 173
3701300000	Oth plates & film, with any side>255 mm	253 519	1 624 819	1 685 263	9 848 835
3701911000	Photo plates & film in the flatsensitised suitable for use in the prin	0	37	0	154
3701919000	Oth photo plates & film in the flatsensitised suitable for use in the	702	8 965	5 149	62 841
3701991000	Oth plats & film photogrhap (polychrome)specially manuf for print	205 936	1 299 812	128 783	839 034
3701999000	Oth polychrome suitable for use in theprinting industry	2 986	46 658	23 805	194 171
3702100000	Photographic film in rolls, sensitisedfor x-ray	5 741	7 793	65 742	164 664
3702310000	Photographic film in rolls, sensitisedfor colour photography	0	103	0	2 101
3702320010	Photo film in roll, sensitised suitablefor use in medical, surgical, de	0	1 558	0	13 174
3702320090	Oth photo film in roll, sensitisedsuitable for use in medical,surgical	14 399	14 570	6 014	6 130
3702390010	Infra red transparent film	0	280	0	3 606
3702390090	Oth film, without perforat, of a width <105 mm	7 886	9 644	14 815	306 538
3702430010	Infra red transparent film, width > 610mm, length < 200 m	0	43	0	2 082
3702430090	Oth film, width > 610mm, length < 200mspecially prepared for me	7 061	32 020	125 105	600 506
3702440010	Infra red transparent film, 105mm < width < 610mm	0	60	0	961
3702440090	Oth film, 105mm < width < 610mm, speciallyprepared for medical sr	13 140	152 287	223 575	1 208 659
3702529090	Oth film for color photo width<6mm,length<14 m for medical serv	21	21	1 007	1 007
3702549000	Oth film for color photo16mm<width<35mm, length<30m, oth th	0	5 217	0	34 500
3702552000	Film for color photo 16mm< width<35mm,length<30m, for cinema	207	9 949	28 221	443 252
3702969000	Oth film for colour photo suitable foruse in cinematography	743	616 001	19 152	400 832
3702979000	Oth film width<35mm, length>30 suitablefor use in cinematograp	5	42	140	521
3702989000	Oth film oth than for color photography	1 099	15 750	11 475	39 697
3703101000	Photographic paper, paperboard&textil,unexposed, rolls,width of	8 928	208 156	13 386	180 379
3703109000	Photographic paper, paperboard&textil,unexposed, rolls,width of	58 528	194 953	351 502	1 134 832
3703200000	Oth photograph paper, sensitis, unex-posed for color photography	133 046	1 035 214	1 003 026	7 527 024
3703900000	Oth photograph paper, paperboard & textsensitised, unexposed.	24 571	438 958	55 089	650 014
3704001000	Plate & film for x-ray,unexposed but notdeveloped	2 814	3 092	13 463	22 074
3704009000	Oth photograph plates,film,paper,paper-board & textiles,expos bu	8 629	39 413	32 249	319 635
3705100000	Photograph plates & film, exposed & developed,for offset reprodu	14 409	172 939	18 701	146 591
3705901000	Photograph plates & film, exposed & developed for x-ray	0	1 285	0	5 248
3705909000	Oth photograph plates & film,expos & developed,oth than cinemat	2 620	17 545	37 294	285 613
3706101000	Newsreels,travelogues,technical &scientific film exposed&develope	0	55	0	2 668
3706103000	Cinematograph film,expos & develop.ofwidth>= 35 mm,with pictur	6	7	1 511	1 512
3706109000	Oth cinematograph film, expos & developed of a width >= 35 mm	1 457	15 997	104 062	1 107 408
3706903000	Oth cinematographic film,expos & developwith or not incorporatin	9	29	16	70
3707100000	Sensitising emulsion,for photo use(oth than varnishes, glue, adhes	921	48 981	6 594	202 734
3707901000	Flashlight materials, unmixd prods forphoto uses,put up in measu	255	2 055	3 567	265 111
3707909000	Oth chemical prep for photographic uses,put in measur portions, r	205 918	1 748 410	1 633 663	9 370 686
3801100000	Artificial graphit,in the form of pasteblocks,plates or oth semiman	803 058	2 129 325	1 163 807	4 599 395
3801200000	Colloidal/semi-colloidal graphite, inpastes,blocks,plates or oth ser	6 000	108 806	7 157	296 930
3801300000	Carbonaceous pastes for electrodes &similar paste & for furnace li	993 052	7 260 791	500 725	4 449 377
3801900000	Oth artificial graphit:colloidal or semigraphite,pastes, blocks or pla	234 759	1 533 586	385 978	3 016 192
3802100000	Activated carbon, including spent animalblack	652 226	2 901 209	1 275 373	6 112 149
3802902000	Activated clays & activated earth, inclspent animal black	2 808	653 857	3 396	438 350
3802909000	Oth activat natural mineral prod,animalblack include spent animal	1 488 786	7 626 443	1 860 161	8 247 214
3803000000	Tall oil, whether or not refined	45 323	140 734	88 176	278 626
3804001000	Concentrated sulphite lye	180 073	1 075 890	136 162	871 067
3804009000	Oth residual lyes from woodpulp with ornot concentrat,desugar /	432 875	3 375 797	608 619	5 865 177
3805100000	Gum, wood or sulphate turpentine oils	17 567	78 263	85 370	227 186
3805900000	Oth terpenic oil produc by the distillat of coniferous wood & oth cr	177 860	1 162 498	443 036	2 972 742
3806100000	Rosin & resin acids	101 448	319 123	371 873	1 176 191
3806200000	Salt of rosin,of resin acid, of drv orresin acid,oth than salt of rosin :	3 592	153 284	85 876	548 624
3806309000	Ester gums - in oth forms	91 454	771 507	406 952	2 700 381
3806901000	Run gums in blocks	0	16 000	0	30 400
3806909000	Oth derivates rosin & resin acids theoreo	600 875	3 151 851	1 292 291	6 914 138

I.3. IMPOR MENURUT KOMODITI / IMPORT BY HS COMMODITY

\*\*\* JUNI/JUNE 2012 \*\*\*

HS	Uraian Komoditi Commodity Description	Berat Bersih / Net Weight (Kg)		Nilai / Value C.I.F (US\$)	
		Bulan ini Current Month	Kumulatif Cum.Jan. to date	Bulan ini Current Month	Kumulatif Cum.Jan. to date
3807000000	Wood tar, wood tar oils, wood creosote,wood naphtha, vegetable	3 816	87 505	22 710	103 327
3808501000	Insecticides, in subhd note 1	246 064	3 394 907	1 090 720	7 131 356
3808502100	Fungicides in aerosol containers	31 277	267 313	98 881	2 759 130
3808502900	Oth fungicides in aerosol containers	161 581	1 769 665	655 490	8 232 178
3808503900	Oth herbicides in aerosol containers	171 200	1 718 618	200 964	3 544 544
3808504000	Herbicides, anti-sprouting products subhnote 1	0	25 237	0	159 265
3808505000	Herbicides plant-growth reg subhd note 1	20 246	266 431	319 662	2 811 690
3808506000	Disinfectants, subhd note 1	33 387	158 894	233 872	940 785
3808509900	Oth disinfec,smlar prod,put up in form/pack for ret sale,subhd1,nc	32 764	132 439	134 505	934 606
3808911100	Intermediate preparation for the mnfactof insecticides cont 2-(1-M	12 194	23 854	273 160	637 955
3808911900	Oth intermediate preparatfor the mnfactof insecticides cont 2-(1-I	184 417	1 418 334	2 522 561	11 695 610
3808912000	Intermediate preparation for the mnfactof insecticides of mosquit	0	607	0	14 456
3808913000	Intermediate preparation for the mnfactof insecticides of mosquit	10 692	42 110	155 662	737 821
3808919100	Insecticides in aerosol containers havina deodorosing function	0	15 909	0	247 503
3808919200	Oth insecticides in aerosol containershaving a deodorosing functio	23 947	106 155	64 740	716 671
3808919300	Oth insecticides in oth aerosol containehaving a deodorosing funci	0	27 456	0	206 705
3808919900	Oth insecticides in oth aerosol containehaving oth function	418 262	2 992 455	4 160 424	26 018 633
3808921100	Fungicides, in aerosol container w/avalidamycin cont<3% nettto	0	5 789	0	72 591
3808921900	Oth fungicides, in aerosol container w/avalidamycin cont<3% nett	115 215	1 189 851	618 051	4 382 570
3808929000	Oth fungicides, in aerosol container	1 037 824	4 651 817	6 065 394	25 996 522
3808931100	Herbicides, anti-sprouting product andplant-growth regulator in ae	0	9 254	0	31 754
3808931900	Oth herbicides,anti-sprouting product &plant-growth regulator in ;	1 511 425	11 668 560	9 674 947	50 921 605
3808932000	Herbicides, anti-sprouting products notsubhd note 1	0	23 315	0	56 836
3808933000	Herbicides, plant-growth regulator, notsubhd note 1	334 142	2 666 662	834 289	6 704 258
3808942000	Oth disinfectants containing mixtures ofcoal tar acid and alkalis in	0	4 541	0	18 168
3808949000	Oth disinfectants containing mixtures ofcoal tar acid and alkalis	33 471	224 214	141 438	1 143 399
3808991000	Wood preserv containing insecticides orfungicides	20 000	307 371	20 757	531 002
3808999000	Oth wood preserv containing insecticidesor fungicides	92 873	1 032 473	252 211	3 184 458
3809100000	Finish agent,dye carriers to accele witha basis of amylaceous subst	287 188	1 405 246	296 770	1 346 044
3809911000	Finish agent,dye carriers to accele kindused in the textile or like in	1 211 165	8 074 300	1 856 163	11 687 151
3809919000	Softening of finish agent,dye carrier toaccele kind used in the tex/	1 111 130	6 716 944	2 828 051	16 125 423
3809920000	Oth finish agent,dye carriers to accelekind used in the paper or like	3 166 221	14 502 506	6 829 272	33 769 243
3809930000	Oth finish agent,dye carriers to accelekind used in the leather or lil	466 342	2 059 147	1 348 154	6 252 991
3810100000	Pickling prep for metal surfac,soldering, brazing, welding powders	322 471	5 607 228	1 279 477	19 347 758
3810900000	Other prep of a kind used as cores orcoating for weld electrodes o	304 790	2 571 196	1 536 459	11 417 832
3811110000	Anti-knock preparation, based on leadbased on lead compound	398	6 937	3 199	32 587
3811190000	Oth anti-knock preparations	102 508	608 969	647 246	3 512 163
3811211000	Additive for lubricat oils,cont petroloil & oil obtain from bitumin,rc	5 661	59 688	48 860	394 553
3811219000	Additive for lubricat oils,cont petroloil & oil obtain from bitumin,n	4 086 032	19 198 476	16 658 040	77 613 448
3811290000	Oth additive for lubricat oils,contpetrol oil & oil obtain from otmn	26 791	957 502	133 292	2 982 405
3811901000	Anti knock prep, rust preventativ &corrosion inhibitors	500 445	2 865 790	1 549 058	10 316 172
3811909000	Oth anti-knock prep.,for mineral oilliquid used as mineral oils	722 753	3 798 344	2 706 054	14 179 213
3812100000	Prepared rubber accelerators	1 755 448	10 717 421	5 330 589	32 013 961
3812200000	Compound plasticisers for rubber orplastics	1 118 746	7 278 409	3 218 850	16 964 963
3812300000	Anti oxidising prep & oth compoundstabilisers for rubber or plastic	2 448 841	15 932 887	6 817 523	43 979 919
3813000000	Prep. & charge for fire-extinguishercharged fire-extinguishing gren	302 324	1 583 678	652 866	3 670 666
3814000000	Organic composite solvents & thinners,prepared paint or varnish r	798 191	4 758 194	2 071 007	11 588 067
3815110000	Supported catalyst,with nickel/nickelcompounds as the active sub:	55 420	407 605	561 156	5 019 838
3815120000	Supported catalyst, with precious metalcompounds as the active s	69 381	337 539	3 682 815	12 226 741
3815190000	Oth supported catalysts	1 196 041	4 560 091	4 817 127	30 682 724
3815900000	Oth reaction initiators,reactionaccelerators catalytic prep, nes or i	1 051 867	5 489 671	3 090 180	22 216 415
3816001000	Refractory cements	1 822 435	13 845 881	1 896 142	11 705 951
3816009000	Oth refractory cements	1 683 737	7 389 326	1 331 538	7 411 909
3817000000	Mixed alkybenzenes & mixed alkylnaphthalanes oth than head 27	2 880 019	28 771 025	5 615 944	55 507 884
3818000000	Wafers/discs with silicon content	26 023	162 597	293 878	2 805 260
3819000000	Hyd brake fluid&oth for hyd trnsmssionwhether or not cont<70% v	567 725	1 835 481	1 206 836	4 325 808
3820000000	Anti-freezing preparations & preparedand prepared de-icing fluids	296 198	1 152 585	561 070	2 944 776
3821001000	Prepared culture media for developmentof micro organics	6 118	34 162	237 131	1 559 710
3821009000	Oth prepared culture media fordevelopment of micro organics	883	9 224	28 552	275 826
3822001000	Plate, sheet, film, foil&strip of plasticimpreghtd/coated with diag re	213 296	295 950	1 104 373	6 429 947
3822002000	Paperboard,cellulose wadding & web fibreimpreghtd/coated with	1 212	215 679	74 125	979 225
3822003000	Sterilisation indicator strips and tapes	8 755	43 764	1 317 136	2 082 868
3822009000	Oth diagnostic/lab reagents & preparedwhether or not head 30.02	125 413	1 099 736	4 750 725	26 910 083
3823110000	Stearic acids	425 616	2 323 628	593 860	3 304 860
3823120000	Oleic acids	14 800	112 832	26 048	216 468
3823130000	Tall oils fatty acids	198 159	1 047 593	340 356	1 556 971
3823191000	Acids oil from refining	0	44 220	0	113 329
3823199000	Oth industrial monocarboxylic fatty acid	705 585	4 009 758	1 350 676	7 669 967
3823701000	Industry fatty alcohols in the form ofwax	8 952	53 760	15 998	155 162
3823709000	Oth industry fatty alcohols in the form of wax	1 594 262	10 136 884	3 490 615	20 983 187
3824100000	Prepared binders for foundry moulds orcore	375 272	4 428 165	781 904	7 154 252

## I.3. IMPOR MENURUT KOMODITI / IMPORT BY HS COMMODITY

\*\*\* JUNI/JUNE 2012 \*\*\*

HS	Uraian Komoditi Commodity Description	Berat Bersih / Net Weight (Kg)		Nilai / Value C.I.F (US\$)	
		Bulan ini Current Month	Kumulatif Cum.Jan. to date	Bulan ini Current Month	Kumulatif Cum.Jan. to date
3824300000	Non-agglomerated metal carbides mixedtogether with metallic bir	4	15 041	1 673	52 013
3824400000	Prepared additives for cements, mortarsor concretes	3 862 953	18 354 962	7 318 830	31 709 370
3824500000	Non-refractory mortars & concretes	46 431	299 549	52 849	410 894
3824600000	Sorbitol oth than that ofsubheading 2905.44	637 463	2 937 872	399 440	1 921 561
3824719000	Oth mix cont halogenated, drv methane, ethane cont cfc, pfcs, hf	0	16 795	0	345 365
3824720000	Mix cont halogenated, drv methane,ethane cont bromochlorodi(tr	0	21 074	0	18 995
3824730000	Mix cont halogenated, drv methane,ethane containing hbfc	0	2	0	80
3824749000	Oth mix cont halogen,drv methane,ethanecont hbfc<70% petro c	91	38 848	716	155 289
3824750000	Mix cont halogenated, drv methane,ethanecontaining carbon tetr	0	314	0	15 159
3824760000	Mix cont halogenated,drv methane,ethanecont 1,1,1-3-chloroetha	148	1 130	1 354	6 846
3824770000	Mix cont halogenated, drv methane,ethanecont bromomethane /	45	88	150	2 005
3824780000	Mix cont halogenated, drv methane,ethanecont pfcs or hfcs but n	13 105	86 129	62 120	567 742
3824790000	Other mix cont halogenated, drv methane,ethane	700 112	9 732 990	2 725 650	13 685 751
3824810000	Mix & preparation containing oxirane(ethylene oxide)	22 544	133 795	75 883	399 341
3824820000	Mix & preparation containing pbbs, PCBs, PCTs	51 338	271 200	631 436	2 191 571
3824830000	Mixtures & preparation containing tris(2,3-dibromopropyl) phosph	19 912	20 948	44 549	56 605
3824901000	Ink removers, stencil correctors & oth,corrector fluids in package	107 760	805 775	322 594	2 577 631
3824903000	Copying pastes with a basis of gelatinpresented in bulk/ready to u	24 040	218 806	100 019	851 913
3824904000	Composite inorganic solvents	496 064	3 111 828	1 596 102	8 028 103
3824905000	Acetone oil	23 231	63 170	64 400	374 007
3824906000	Preparations/mixtures cont monosodiumglutamate	121 882	446 397	1 162 037	2 496 174
3824907000	Mixtures of chemical, of a kind used inmanufactured of foodstuff	515 716	3 768 444	2 349 744	15 683 778
3824909100	Naphthenic acids, their water insolublesalts and their esters	248 924	2 482 778	1 001 618	5 861 534
3824909900	Oth prods & preparations cont cfc-11,12,115, and halon	1 710 000	8 008 271	6 149 717	34 560 650
3825100000	Municipal waste	0	18 000	0	43 687
3825301000	Clinical waste	0	53	0	1 834
3825309000	Clinical waste	0	19	0	1 311
3825900000	Oth residual prods of the chemical/allied industry	0	1 608	0	27 913
3826009010	Fatty acid methyl ester (FAME)	0	14 000	0	239 840
3826009090	Oth coconut methyl ester and fatty acidmethyl ester	0	44	0	1 001
3901101200	Linier Low Density Polyethylene in theform of liquids or pastes	293 283	1 251 698	448 881	2 116 775
3901101900	Oth linier Low Density Polyethylene inthe form of liquids or pastes	1 264 505	5 995 562	2 457 397	10 778 637
3901109200	Polyethylene having a specific gravity <0.94 in oth form	7 220 017	57 885 383	10 499 726	77 282 796
3901109910	Low Density Polyethylene	14 413 008	92 993 326	22 161 656	141 659 214
3901109990	Oth low Density Polyethylene	721 402	5 359 371	1 463 521	9 692 836
3901200000	Polyethylene having a specific gravity0.94 or more	21 499 837	137 729 770	31 689 386	199 148 005
3901300000	Ethylene-vinyl acetate copolymers	3 676 062	21 656 678	6 557 911	38 339 706
3901904000	Polymers of ethylene in dispersions	510 856	2 407 789	901 652	4 050 958
3901909000	Oth polymers of ethylene in oth form	10 510 647	63 253 854	18 546 329	101 183 422
3902103000	Polypropylene in oth form	4 383	1 166 265	1 210	1 933 291
3902109010	Polypropylene in dispersion	36 667	1 133 276	108 981	2 878 346
3902109020	Polypropylene in granule form	44 100 909	249 727 919	65 512 275	361 877 124
3902109090	Polypropylene in oth form	3 393 046	19 009 205	6 841 779	35 921 336
3902200010	Polysobutylene liquids/pastes	136 675	993 883	265 581	2 285 806
3902200090	Polysobutylene in oth forms	67 451	372 814	176 701	1 236 200
3902303000	Propylene copolymers in liquid or pastes	121 573	264 479	769 989	1 743 432
3902309010	Propylene copolymers in granule	20 518 931	123 671 254	35 406 640	204 495 169
3902309090	Propylene copolymers in other forms	1 286 304	5 051 519	1 851 083	8 426 988
3902901000	Oth polymers of propylene in oth form	48 802	414 550	217 343	1 454 166
3902909010	Oth polymers of propylene in liquid orpastes	6 154	100 035	25 689	300 926
3902909090	Oth polymers of propylene in oth form	736 565	3 957 414	2 769 933	12 858 641
3903111000	Expansible polymers of styrene ingranule	1 163 514	7 514 361	2 534 560	15 297 116
3903119000	Oth expansible polymers of styrene ingranule	561 141	3 523 257	1 244 878	6 681 374
3903191000	Unexpansible polymers of styreneindispersions	306 694	1 682 591	507 420	2 979 360
3903192100	High impact polystyrene in granules	3 232 930	14 658 449	5 503 340	25 260 129
3903192900	Oth high impact polystyrene in granule	1 490 420	7 875 510	2 871 110	14 850 221
3903199100	Oth high impact polystyrene in oth form	64 318	524 757	215 347	1 405 978
3903199900	Oth polymers of styrene in primary form	1 000 771	6 241 181	1 789 498	11 317 376
3903204000	Styrene-acrylonitrile (SAN) copolymersin aquaeous dispersion	48 063	98 508	41 020	89 790
3903209000	Oth styrene-acrylonitrile (SAN)copolymers	804 880	5 026 576	2 011 295	11 967 689
3903304000	Acrylonitrile-butadiene-styrene (ABS)copolymers in aquaeons disp	2 786	48 015	26 140	338 054
3903305000	Acrylonitrile-butadiene-styrene (ABS)copolymers not in aquaeons	0	1 365	0	9 928
3903306000	Acrylonitrile-butadiene-styrenecopolymers in granules	2 305 527	17 736 977	5 798 408	44 915 514
3903309000	Acrylonitrile-butadiene-styrenecopolymers in other form	5 577 886	35 092 188	12 863 933	81 908 529
3903903000	Oth polymers of styrene in aquaeonsdispersion	149 619	689 996	258 861	1 209 755
3903909100	High impact polystyrene ofacrylonitrile-butadiene-styrene	30 842	52 350	52 350	139 200
3903909900	Oth high impact polystyrene ofacrylonitrile-butadiene-styrene	501 562	1 561 301	2 160 045	5 824 073
3904101000	PVC homopolymers, suspension type notmixed with oth substance	2 222 865	7 369 636	2 436 057	7 597 820
3904109100	PVC in granule	202 649	1 117 151	397 449	2 598 027
3904109200	PVC in powder	4 089 502	20 035 744	3 806 484	19 895 324
3904109900	PVC in other form	1 310 648	13 174 925	1 736 554	16 428 755

I.3. IMPOR MENURUT KOMODITI / IMPORT BY HS COMMODITY

\*\*\* JUNI/JUNE 2012 \*\*\*

HS	Uraian Komoditi Commodity Description	Berat Bersih / Net Weight (Kg)		Nilai / Value C.I.F (US\$)	
		Bulan ini Current Month	Kumulatif Cum.Jan. to date	Bulan ini Current Month	Kumulatif Cum.Jan. to date
3904211000	Oth poly(vinyl chloride) non plasticised in granule	44 049	191 060	37 964	316 813
3904212000	Oth poly(vinyl chloride) non plasticised in powder	25 000	402 086	20 888	510 492
3904219000	Oth poly(vinyl chloride) non plasticised in oth form	177 797	645 449	320 099	994 715
3904221000	Oth poly(vinyl chloride) plasticised indispersions	113 273	895 025	168 002	1 254 385
3904222000	Oth poly(vinyl chloride) plasticised ingranule	138 574	1 657 777	218 352	1 824 402
3904223000	Oth poly(vinyl chloride) plasticised inpowder	3 087	12 319	13 854	59 421
3904229000	Oth poly(vinyl chloride) plasticised	316 302	1 894 985	479 892	3 420 431
3904301000	Vinyl chloride-vinyl acetate copolymersin granule	67 125	265 523	258 695	745 043
3904302000	Vinyl chloride-vinyl acetate copolymersin powder	103 350	545 687	220 259	1 110 808
3904309000	Vinyl chloride-vinyl acetate copolymersin oth form	173 392	782 084	400 837	1 845 117
3904401000	Oth vinyl chloride copolymers in granule	39 500	72 849	91 240	217 029
3904402000	Oth vinyl chloride copolymers in powder	37 381	143 163	81 515	477 549
3904409000	Oth vinyl chloride copolymers in othform	52 997	467 028	228 443	1 739 802
3904504000	Vinylidene chloride polymr in dispersion	12 650	361 550	11 698	652 002
3904505000	Vinylidene chloride polymers in granule	0	24 783	0	123 433
3904506000	Vinylidene chloride polymers in powder	0	2	0	20
3904509000	Vinylidene chloride polymers in othform	723 882	2 602 265	1 435 667	5 809 040
3904611000	Fluoro-polymers polytetrafluoroethylenein granule	141	949	4 658	25 500
3904612000	Fluoro-polymers polytetrafluoroethylenein powder	0	898	0	5 227
3904619000	Fluoro-polymers polytetrafluoroethylenein oth form	4 182	19 651	129 325	429 716
3904693000	Fluoro-polymers polytetrafluoroethylenedispersions	6 676	14 686	57 335	131 862
3904694000	Oth fluoro-polymers in granule	8 671	26 187	43 274	140 631
3904699000	Oth fluoro-polymers in oth form	2 265	20 700	34 147	343 164
3904903000	Oth fluoro-polymer polytetrafluoroethyldispersions	0	366	0	6 724
3904905000	Oth polymers vinyl chloride in powder	0	30 000	0	94 500
3904909000	Oth polymers vinyl chloride in oth forms	10 529	69 781	29 976	288 750
3905120000	Poly(vinyl acetate) in aqueousdispersions	61 814	419 506	102 832	691 211
3905191000	Oth poly(vinyl acetate) in liquids orpastes	701	46 360	9 053	58 476
3905199000	Oth poly(vinyl acetate) in oth form	51 300	337 705	79 045	575 857
3905210000	Vinyl acetate copolymers in aqueousdispersions	643 793	2 810 845	647 469	2 784 863
3905290000	Oth vinyl acetate copolymers	93 942	826 553	232 298	2 233 960
3905301000	Poly (vinyl alcohol) in aqueousdispersions	261 770	820 061	511 509	1 815 094
3905309000	Poly (vinyl alcohol) in other form	1 843 618	11 531 831	4 484 671	28 762 745
3905911000	Copolymers of vinyl acetate or of othvinylester in dispersions	8	1 030	111	2 885
3905919000	Copolymers of vinyl acetate or of othvinylester oth form	46 101	424 886	317 805	1 584 050
3905991000	Oth copolymer of vinyl acetate inaqueous dispersions	235	3 677	1 836	73 959
3905992000	Oth copolymer of vinyl acetate in nonaqueous dispersions	0	51	0	3 000
3905999000	Oth polymer of vinyl acetate/othvinyl esters;oth vinyl polymers; pi	96 602	450 570	1 115 845	5 985 365
3906101000	Poly(methyl methacrylate) indispersions	116 567	658 572	325 620	1 848 501
3906109000	Oth poly(methyl methacrylate) in othform	565 481	4 578 298	1 676 295	13 807 744
3906902000	Oth acrylic copolymers in dispersions	1 300 977	6 661 890	2 391 312	11 811 208
3906909200	Sodium polyacrylate	221 900	1 027 439	514 666	2 387 074
3906909900	Oth sodium polyacrylate	6 267 006	33 037 053	18 346 852	91 150 492
3907100000	Polyacetals	696 671	4 800 695	2 019 542	12 804 429
3907201000	Polytetramethylene ether glycol	1 581 746	7 784 791	4 938 283	22 986 403
3907209000	Oth polytetramethylene ether glycol	5 677 899	34 407 003	13 633 689	80 142 294
3907302000	Epoxide resins of kind used for coating, in powder	66 971	503 296	324 106	2 183 894
3907303000	Epoxide resins in liquids/pastes	930 324	7 932 776	3 738 968	29 196 421
3907309000	Epoxide resins in oth form	1 462 114	8 545 804	5 348 797	32 982 975
3907400010	Optic grade w/ mell flow rate index>25gr/ 10 min in pack of nat w	481 405	3 029 503	1 345 712	8 247 827
3907400090	Other polycarbonates	3 915 430	19 499 496	10 549 087	52 643 702
3907501000	Alkyd resins in the form of liquids orpastes	122 666	271 512	288 516	807 600
3907509000	Alkyd resins in oth form, except liquids or pastes	66 925	319 684	288 474	1 292 482
3907601000	Poly(ethylene terephthalate) indispersions	46 629	486 068	75 271	882 231
3907602000	Poly(ethylene terephthalate) in granules	902 410	9 970 664	1 570 904	17 249 157
3907609000	Poly(ethylene terephthalate) in oth form	9 701 762	54 990 256	15 668 307	87 102 356
3907700000	Poly(lactic acid)	19 397	57 818	70 687	184 617
3907912000	Oth polyesters unsaturated in chip form	19 000	211 303	8 550	24 298 360
3907913000	Oth polyesters unsaturated in the formof liquids or pastes	175 574	782 865	369 589	1 646 838
3907919000	Oth polyesters unsaturated in oth form	401 116	2 655 080	1 213 736	6 979 416
3907994000	Oth polyesters saturated of a kind usedfor coating, in powder form	103 398	546 500	269 823	1 477 528
3907999000	Oth polyesters saturated in oth form	3 723 362	23 279 138	7 844 199	50 660 006
3908101000	Polyamides in primary forms, polyamide-6	4 487 846	26 555 951	14 473 533	87 864 946
3908109000	Polyamides in primary forms, polyamide-11,-12,-6,6,-6,9,-6,10 or -	1 695 607	10 227 695	5 854 267	37 462 670
3908900000	Oth polyamides, oth than polyamide -6,-11,-12,-6,6,-6,9,-6,10 or -	392 635	2 518 700	1 625 911	9 646 071
3909101000	Urea resins, thiourea resins in moulding compounds	452 144	3 484 199	1 512 827	10 378 070
3909109000	Other urea resins; thiourea resins	1 094 466	4 221 710	870 828	4 428 295
3909201000	Melamine resins in moulding compounds	183 121	1 199 509	339 276	2 265 861
3909209000	Other melamine resins, except in moulding compounds	241 681	1 577 869	783 466	4 552 295
3909301000	Oth amino-resins in moulding compound	181 411	1 270 266	397 468	2 878 640
3909309100	Glyoxal monourein resin, except in moulding compounds	176 681	1 172 374	496 703	3 454 637

I.3. IMPOR MENURUT KOMODITI / IMPORT BY HS COMMODITY

\*\*\* JUNI/JUNE 2012 \*\*\*

HS	Uraian Komoditi Commodity Description	Berat Bersih / Net Weight (Kg)		Nilai / Value C.I.F (US\$)	
		Bulan ini Current Month	Kumulatif Cum.Jan. to date	Bulan ini Current Month	Kumulatif Cum.Jan. to date
3909309900	Oth amino-resins, not glyoxal monourein resin, not in moulding co	652 851	3 813 541	1 672 319	10 154 565
3909401000	Phenolic resins in moulding compound oth than phenol formaldeh	340 233	1 700 087	819 480	3 931 242
3909409000	Other phenolic resins, not in moulding compounds	2 014 503	8 184 586	3 614 057	18 170 143
3909500000	Polyurethanes	2 557 297	13 966 916	9 568 884	52 743 358
3910002000	Silicones in dispersions or in solutions	1 034 384	4 651 786	4 180 307	19 658 020
3910009000	Silicones not in dispersions or in solutions	582 555	3 772 004	2 540 087	17 945 510
3911100010	Petroleum,coumarone,indene/coumarone-indene&polyterpanes i	273 916	1 035 627	663 654	2 337 382
3911100090	Petroleum,coumarone,indene/coumarone-indene&polyterpanes r	1 503 538	10 334 130	4 313 248	27 985 272
3911900000	Polysulphides, polysulphones and othproduct specified in Note 3 t	1 299 932	6 977 977	4 430 566	23 852 498
3912110000	Cellulose acetates non-plasticised	0	49 478	0	518 996
3912120000	Cellulose acetates plasticised	18 558	83 020	103 191	429 689
3912201100	Water-based semi-finished nitrocellulose; including collodions; no	0	181	0	1 639
3912201900	Oth cellulose nitrates; including collodions; non plasticised	373 949	2 535 806	1 208 975	8 266 216
3912310000	Carboxymethylcellulose & its salts	963 101	4 005 197	3 278 499	14 372 623
3912390000	Oth cellulose ethers, not carboxymethylcellulose & its salts	413 747	2 510 316	3 065 454	19 143 168
3912902000	Other cellulose and its chemical derivatives,in the form of granule:	278 166	323 554	255 310	416 821
3912909000	Other cellulose and its chemical derivatives in other form	455 177	1 625 245	2 223 129	9 096 157
3913100000	Alginic acid, its salts & esters	88 809	748 046	312 288	3 219 406
3913901000	Oth natural polymers & its modified;hardened proteins	6 782	260 206	111 248	432 477
3913902000	Oth natural polymers & its modified;chemical derivatives of natur:	17 578	74 384	140 455	556 629
3913903000	Oth natural polymers & its modified;starch-based polymers	4 426	9 491	21 350	183 562
3913909000	Oth natural polymers & its modified; inother form	662 568	3 026 900	2 098 102	9 998 032
3914000000	Ion-exchanger base on polymer of heading 39.01 to 39.13, in prim	403 871	2 744 050	1 585 732	9 271 298
3915101000	Waste, parings & scrap, of polymers ofethylene; of non-rigid cellul	726 584	2 473 259	162 203	708 834
3915109000	Waste, parings & scrap, of polymers ofethylene; of rigid cellular pr	991 161	7 317 152	290 469	1 663 222
3915209000	Waste, parings & scrap, of polymers ofstylene; of rigid cellular pro	0	338 347	0	185 883
3915900000	Waste, parings & scrap, of other plastic	8 098 159	41 918 543	6 231 569	35 562 765
3916101000	Monofilament of polymers of ethylene	12	18 264	1 230	52 042
3916102000	Rods, sticks & profile shape of polymerof ethylene	2 130	42 428	74 525	447 264
3916201000	Monofilament polymers of vinyl chloride	30 602	238 634	66 047	762 519
3916202000	Rods,sticks & profile shapes of polymerof vinyl chloride	138 198	861 662	284 261	1 686 627
3916904100	Monofilament other plastic of hardenedproteins	2 561	5 583	25 154	57 396
3916904900	Other plastics of hardened proteins	20 549	58 995	46 843	254 276
3916905000	Other plastics of vulcanised fibre	639	9 695	4 479	90 120
3916906000	Other plastics of chemical derivativesof natural rubber	5 789	35 522	34 489	212 389
3916909100	Other monofilament of other plastics	4 528	51 927	39 527	443 585
3916909900	Oth plastic,except monofilament,hardened proteins,vulcanised fib	68 122	657 092	597 960	4 032 841
3917101000	Artificial guts (sausage casings) ofhardened proteins	1 425	30 786	49 893	947 119
3917109000	Artificial guts (sausage casings) ofcellulosic materials	68 274	513 374	1 022 887	6 823 913
3917210000	Tubes,pipes & hoses, rigid, of polymersof ethylene	67 203	445 509	304 311	2 639 079
3917220000	Tubes,pipes & hoses, rigid, of polymersof propylene	89 685	398 863	367 625	1 602 429
3917230000	Tubes,pipes & hoses, rigid, of polymersof vinyl chloride	145 967	864 843	605 174	2 000 586
3917290000	Tubes,pipes & hoses, rigid, of polymersof other plastics	271 976	1 452 156	2 054 641	8 016 119
3917310000	Flexible tubes, pipes and hoses having a minimum burst pressure c	777 961	1 252 948	5 320 505	7 767 716
3917321000	Sausage/ham casing,not reinforced orcombined w/ oth material,w	24 379	92 189	125 995	457 813
3917329000	Oth unflexible tube,pipe&hose,not reinforced or combined materi	297 884	1 374 947	3 176 241	15 957 429
3917330000	Oth tube,pipe,not reinforced/otherwisecombined w/ oth material	91 568	170 704	212 350	844 247
3917390000	Other tubes, pipes and hoses	756 779	3 205 054	1 884 649	8 093 625
3917400000	Fittings of plastics	551 066	2 949 123	3 357 647	15 617 817
3918101100	Tiles of polymers of vinyl chloride	196 558	786 437	194 297	981 478
3918101900	Oth floor covering of polymers of vinylchloride	2 183 136	9 621 220	1 850 380	7 718 074
3918109000	Wall or ceiling coverings of polymers of vinyl chloride	1 231 313	4 582 956	986 960	4 411 130
3918901100	Tiles of polyethylene	128 236	326 896	94 866	393 069
3918901300	Oth floor coverings of polyethylene	28 125	750 605	111 662	969 293
3918901400	Oth floor coverings of chemicalderivatives of natural rubber	0	9 775	0	34 065
3918901900	Other floor coverings of other plastics	245 680	730 130	358 575	1 189 789
3918909100	Wall or ceiling covering of polyethylene	312 604	2 060 328	628 448	3 705 965
3918909200	Wall or ceiling coverings of chemicalderivatives of natural rubber	5 245	11 237	11 850	28 179
3918909900	Wall or ceiling coverings of otherplastic	380 081	1 557 954	759 904	3 723 797
3919101000	Self-adhesive plate, sheet, film, foil, tape&strip, width=<20cm; pyme	103 720	556 215	536 929	3 834 645
3919102000	Self-adhesive plate, sheet, film, foil, tape&strip, width=<20cm; polyet	140 579	954 765	649 358	4 656 832
3919109000	Self-adhesive plate, sheet, film, foil, tape&strip, width=<20cm; oth pl	1 206 041	5 661 517	7 443 207	38 765 855
3919901000	Self-adhesive plate, sheet, film, foil, tape&strip, width>=20cm; pyme	343 892	2 528 810	1 264 378	8 158 378
3919902000	Self-adhesive plate, sheet, film, foil, tape&strip, width>=20cm; of harc	13 528	47 536	81 406	654 088
3919909000	Self-adhesive plate, sheet, film, foil, tape&strip, width>=20cm; oth pl	3 351 174	19 240 168	13 262 951	73 571 133
3920100000	Oth plate, sheet, film, foil&strip, ethylene polymer, non-cellular&not	2 698 096	15 230 311	7 285 967	39 612 189
3920201000	Biaxially Oriented Polypropylene (BOPP)film, of polymers of propyl	4 393 545	19 526 830	9 500 875	39 629 269
3920209000	Oth plate, sheet, film, strip, propylenepolymers, non-cellular&not rei	782 694	3 967 176	3 261 256	17 266 910
3920301000	Polymers of styrene of akind used as anadhesive by melting	11 323	131 683	166 090	1 101 771
3920302000	Acrylonitrite butadiene styrene(ABS)sheet used in the refrigerator	18 329	127 563	158 002	541 476
3920309000	Polymer styrene not used as an adhesiveby melting; not ABS shee	59 060	358 188	328 861	1 354 627



## I.3. IMPOR MENURUT KOMODITI / IMPORT BY HS COMMODITY

\*\*\* JUNI/JUNE 2012 \*\*\*

HS	Uraian Komoditi Commodity Description	Berat Bersih / Net Weight (Kg)		Nilai / Value C.I.F (US\$)	
		Bulan ini Current Month	Kumulatif Cum.Jan. to date	Bulan ini Current Month	Kumulatif Cum.Jan. to date
3920430000	Polymers of vinyl chloride tape;weight>=6% of plasticisers	811 042	3 991 659	1 919 854	9 220 667
3920490000	Polymers of vinyl chloride tape;weight<6% of plasticisers	2 136 751	8 895 761	4 044 195	17 987 122
3920510000	Acrylic polymers of poly(methyl methacrylate)	30 678	86 528	72 666	220 674
3920590000	Other acrylic polymer except poly(methyl methacrylate)	42 151	308 364	112 050	809 074
3920611000	Plates&sheets of polycarbonates	411 690	2 121 010	661 481	4 502 236
3920619000	Polycarbonates except plates and sheets form	207 161	1 092 450	1 300 597	5 896 031
3920620000	Poly(ethylene terephthalate)	1 994 594	10 696 626	4 787 157	25 149 303
3920630000	Unsaturated polyesters	8 938	96 036	16 377	212 362
3920690000	Oth polyester,not polycarbonate,poly(ethylene terephthalate)&ur	1 134 159	4 965 880	4 559 757	20 476 401
3920711000	Cellophane film	209 053	1 053 326	1 074 436	5 559 981
3920719000	Other regenerated cellulose, except cellophane film	1 036	27 928	45 032	228 416
3920730000	Cellulose acetate or its chemical derivatives	502	2 103	3 662	9 001
3920799000	Other cellulose derivatives, except nitrocellulose	0	59	0	839
3920911000	Film of poly(vinyl butyral) in safety glass, thickness 0.38-0.76mm w	145 188	754 269	676 619	3 543 811
3920919000	Other poly(vinyl butyral)	67 749	409 985	265 955	1 842 145
3920921000	Plate, sheet, foil & strip of polyamides-6	1 871	29 817	114 608	874 306
3920929000	Other plate, sheet, foil & strip of polyamides, except polyamides-6	174 444	1 085 113	659 547	4 497 110
3920930000	Plate, sheet, foil & strip of amino-resins	9 679	36 906	19 874	129 372
3920941000	Phenol formaldehyde (bakelite) sheets	40 078	355 604	78 569	754 052
3920949000	Oth plate, sheet, foil & strip of phenolic resins, except phenol forma	83 344	526 409	77 652	566 230
3920991000	Oth plate, sheet, foil&strip; oth plastic; hardened proteine/chemical	201 493	583 145	303 628	1 103 710
3920999000	Oth plate, sheet, foil&strip; oth plastic; not hardened proteine/chem	253 268	1 535 785	547 890	4 264 827
3921112000	Plates, sheets, film, foil&strip, cellular, of polymers of styrene: rigid	54	12 551	3 691	58 825
3921119000	Plates, sheets, film, foil&strip, cellular, of polymers of styrene: not ri	25 719	310 490	226 477	1 927 000
3921120000	Plates, sheets, film, foil&strip, cellular, of polymers of vinyl chloride	4 602 597	23 651 445	5 582 292	23 793 287
3921131000	Plates, sheets, film, foil&strip, cellular, of polyurethanes; rigid	33 174	186 357	349 252	1 637 277
3921139000	Plates, sheets, film, foil&strip, cellular, of polyurethanes; not rigid	127 061	954 687	1 289 525	8 202 058
3921142000	Plates, sheets, film, foil&strip, cellular, of regenerated cellulose; rigi	796	796	513	513
3921149000	Plates, sheets, film, foil&strip, cellular, of regenerated cellulose; not	41 979	134 078	159 668	436 813
3921192000	Plates, sheets, film, foil&strip, cellular, of other plastics; rigid	46 150	158 414	276 068	1 432 867
3921199000	Plates, sheets, film, foil&strip, cellular, of other plastics; not rigid	3 467 188	16 323 394	3 074 360	16 644 767
3921901000	Plates, sheets, film, foil&strip, of vulcanised fibre	28 581	232 773	136 643	1 382 267
3921902000	Plates, sheets, film, foil&strip, of hardened proteins	914 306	4 777 096	1 596 334	10 347 966
3921903000	Plates, sheets, film, foil&strip, of chemical derivatives of natural rubb	363	13 057	3 585	143 151
3921909000	Other plates, sheets, film, foil&strip, of plastics	3 814 628	18 651 551	8 573 888	48 211 352
3922101000	Baths	31 147	385 019	216 895	1 852 529
3922109000	Shower-baths, sinks & washbasins	69 283	474 539	563 523	2 915 694
3922200000	Lavatory seats and covers	98 522	595 670	505 907	2 835 278
3922901100	Parts of flushing cisterns, of plastics	33 840	140 850	282 169	1 289 129
3922901200	Flushing cisterns equipped with their mechanisms	11 517	29 173	81 537	174 795
3922901900	Other lavatory pans, flushing cisterns & urinals	39 912	245 371	94 820	701 383
3922909000	Similar sanitary ware, of plastics	297 312	852 820	499 483	2 095 024
3923101000	Film, tape and optical disc cases	188 797	1 197 784	413 309	3 563 987
3923109000	Other boxes, cases, crates and similar articles	1 737 315	10 474 825	5 774 099	31 418 913
3923211100	Aseptic bag reinforced w/ alum foil; width>=315mm; length>=410mm	17 284	125 970	296 695	2 151 597
3923211900	Aseptic bag reinforced w/ alum foil; width<315mm; length<410mm	394 687	1 785 077	705 404	4 379 388
3923219100	Aseptic bag not reinforced w/ alum foil; width>=315mm; length>=4	77 506	194 469	526 666	2 044 382
3923219900	Aseptic bag not reinforced w/ alum foil; width<315mm; length<410	842 452	4 253 373	2 877 723	14 471 947
3923291000	Aseptic bag not reinforced w/ alum foil; width>=315mm; length>=4	35 455	262 835	371 163	2 533 589
3923299000	Aseptic bag not reinforced w/ alum foil; width<315mm; length<410	779 139	3 868 478	4 221 357	18 367 899
3923302000	Multilayer fibreglass reinforced fuel container	74 069	419 391	565 876	2 028 658
3923309000	Other carboys, bottles, flasks & similar article	544 877	3 871 320	2 572 858	16 228 114
3923401000	Spool, bobbin & similar support; suitable for machines heading 84.44	103 229	537 737	538 151	4 021 120
3923409000	Other spool, cop, bobbin & similar support	273 079	568 996	700 953	3 801 500
3923500000	Stoppers, lids, caps and other closures	1 082 615	4 679 661	5 791 197	27 134 462
3923901000	Toothpaste tubes container, of plastic	15 046	79 530	135 472	671 902
3923909000	Oth articles for the conveyance/packing goods of plastics	1 982 386	9 006 007	6 035 894	28 743 693
3924100010	Tableware & kitchenware of melamine	135 454	929 454	648 897	4 255 199
3924100090	Tableware & kitchenware except from melamine	77 875	310 352	187 714	867 011
3924901000	Bed pans, urinals (portable type) & chamber pots; of plastics	22 425	55 554	299 700	445 905
3924909000	Other household articles & hygienic/toilet articles, of plastics	1 312 426	6 733 599	5 712 387	29 737 057
3925100000	Reservoirs, tanks, vats & similar contain. capacity <= 300 litres	9 698	18 677	5 099	105 352
3925200000	Doors, windows & their frames & threshold for doors	326 284	1 505 056	398 731	1 991 282
3925300000	Shutters, blind (include Venetian blinds) and similar articles and pa	100 871	679 937	139 048	1 625 628
3925900000	Oth builder ware plastic, not elsewhere specified or included	200 206	1 206 278	512 936	3 627 288
3926100000	Office or school supplies of plastics	341 765	1 609 771	696 449	3 629 857
3926206000	Articles of apparel used for protection from chemical, radiation/fire	16 382	89 929	153 231	815 379
3926209000	Oth articles of apparel & clothing accessories; of plastics	601 173	3 618 433	2 846 151	18 216 459
3926300000	Fittings for furniture, coachwork or the like	200 824	1 013 152	611 602	3 099 184
3926400000	Statuettes & other ornamental articles	160 696	844 022	526 674	2 463 680
3926901000	Floats for fishing nets, of plastics	44 087	232 644	156 000	903 971

## I.3. IMPOR MENURUT KOMODITI / IMPORT BY HS COMMODITY

\*\*\* JUNI/JUNE 2012 \*\*\*

HS	Uraian Komoditi Commodity Description	Berat Bersih / Net Weight (Kg)		Nilai / Value C.I.F (US\$)	
		Bulan ini Current Month	Kumulatif Cum.Jan. to date	Bulan ini Current Month	Kumulatif Cum.Jan. to date
3926902000	Fan & handscreen, frames & handles andparts	27 779	157 275	33 785	304 878
3926903200	Plastic moulds with denture imprints	121	988	4 386	8 244
3926903900	Oth hygienic,medical & surgical articles; of plastics	384 965	2 076 034	3 809 518	22 160 924
3926904100	Police shields, of plastics	0	875	0	60 213
3926904200	Protective mask for use in welding &similar works	47 255	179 420	240 298	896 423
3926904400	Life saving cushions for the protectionof persons falling from hegh	5 914	7 253	139 872	141 771
3926904900	Other safety and protective devices	76 557	363 115	799 380	3 601 770
3926905300	Transmission or conveyor belts or beltin	22 265	234 028	277 296	2 164 557
3926905500	Plastic J-hooks or bunch blocks fordetonators	8 739	69 604	58 016	384 315
3926905900	Other industrial articles, of plastics	624 245	3 915 665	9 262 424	53 908 599
3926906000	Poultry feeders	400	7 670	2 219	20 483
3926907000	Padding for articles of apparel orclothing accessories	167 423	1 483 742	743 757	5 994 274
3926908100	Shoe lasts	35 816	215 953	469 499	2 456 076
3926908200	Prayer beads	50	1 752	60	4 876
3926908900	Cards for jewellery/small objects ofpersonal adornment	287 041	1 479 767	618 380	3 567 130
3926909100	Other articles of plastics & othermaterial of kind used for grain sto	53 730	428 599	465 348	3 409 810
3926909200	Empty capsules of a kind suitable forpharmaceutical use	0	12 229	0	71 177
3926909900	Other articles of plastics and othermaterial	2 554 376	14 810 628	8 877 785	59 031 606
4001101100	Centrifuge concentrat,containing ammonia >= 0.5%;natural rubber	1 371 825	8 693 566	3 305 767	21 124 136
4001101900	Natural rubber latex,containing ammonia>= 0.5%;in other forms	18 554	75 527	43 675	238 619
4001102900	Natural rubber latex,containing ammonia< 0.5%;in other forms	40 031	206 920	87 527	426 264
4001213000	Natural rubber in smoked sheets, RSSGrade 3	79 422	700 022	309 028	2 410 318
4001219000	Natural rubber in other forms	32 600	287 652	65 546	1 033 313
4001221000	Technically Specified Natural Rubber(TSNR) 10	266 090	673 380	943 203	2 294 842
4001222000	Technically Specified Natural Rubber(TSNR) 20	778 608	2 404 914	2 634 131	8 621 218
4001223000	Technically Specified Natural Rubber(TSNR) L	9 127	9 127	30 011	30 011
4001229000	Other Technically Specified NaturalRubber(TSNR)	113 782	1 229 939	323 176	4 148 799
4001292000	Latex crepes	1 057	2 159	12 968	23 051
4001295000	Other crepes	15 000	195 000	45 750	594 750
4001297000	Skim rubber	0	20 275	0	88 900
4001299900	Other natural rubber in other forms	38 400	300 542	133 440	849 946
4001309900	Other balata,gutta-percha,guayule,chicle similar natural gums, in c	0	29 643	0	108 152
4002110000	Styrene-butadiene rubber,Carboxilatedstyrene-butadiene rubber;i	958 358	7 846 107	2 183 779	14 432 066
4002191000	SBR,XSBR;in primary forms/in vulcanised,uncompound plates,shee	4 614 719	26 336 154	15 446 247	84 111 484
4002199000	Styrene-butadiene rubber,Carboxilatedstyrene-butadiene rubber;i	6 346 904	40 309 920	18 559 494	114 789 674
4002201000	Butadiene rubber (BR), in primary forms	3 169 589	15 024 101	11 226 001	52 123 982
4002209000	Butadiene rubber (BR), in other forms	4 159 228	21 579 149	15 172 586	80 242 510
4002311000	Isobutene-isoprene rubber,unvulcanised,uncompound plates,shee	648 641	4 543 196	2 762 956	18 974 369
4002319000	Isobutene-isoprene (butyl) rubber (IIR), in other process	595 321	3 176 413	2 273 064	12 430 705
4002391000	Halo-isobutane-isoprene rubber,unvulcanised,uncompound plate,;	2 493	241 836	15 917	1 130 284
4002399000	Halo-isobutane-isoprene (butyl) rubber(CIIR/BIIR), in other proces	355 914	3 609 720	1 953 474	18 801 263
4002410000	Chloroprene (chlorobutadiene) rubber(CR), in latex form	306 820	1 435 020	841 850	3 977 293
4002491000	Chloroprene (chlorobutadiene) rubber(CR), in primary form	106 214	776 711	569 676	4 090 422
4002499000	Chloroprene (chlorobutadiene) rubber(CR) in other form	289 168	2 269 397	1 549 127	11 604 859
4002510000	Acrylonitrile-butadiene rubber (NBR), in latex form	1 013 828	5 676 477	2 319 718	12 325 037
4002591000	Acrylonitrile-butadiene rubber (NBR), in primary form	15 885	226 290	79 314	865 803
4002599000	Acrylonitrile-butadiene rubber (NBR), in other form	349 948	2 285 431	1 422 840	8 767 837
4002601000	Isoprene rubber (IR) in primary forms	46 873	435 091	155 569	1 697 438
4002609000	Isoprene rubber (IR) in other forms	81 749	463 063	335 365	2 176 882
4002701000	Ethylene-propylene-non-conjugated dienerubber (EPDM), in primæ	127 805	1 049 559	740 881	5 478 744
4002709000	Ethylene-propylene-non-conjugated dienerubber (EPDM), in other	792 289	3 807 800	3 775 146	16 622 196
4002801000	Mixture of natural rubber latex withsyntetic rubber latex	20 492	1 011 712	62 202	3 354 631
4002809000	Other mixtures of any product of heading 40.01 with any product i	13 765	390 258	128 654	1 202 301
4002910000	Oth synthetic rubber & factice derivedfrom oils, in latex forms	397 652	3 875 246	675 366	6 263 281
4002992000	Oth synt rubber&factice derived from oil ;primary form,unvulcanis	562	4 250	16 837	93 533
4002999000	Oth synthetic rubber & factice derivedfrom oils in other form	438 432	2 289 438	1 518 996	9 873 978
4003000000	Reclaimed rubber in primary formsoar inplates, sheets or strips	785 604	5 647 098	536 622	3 899 855
4004000000	Waste,paring&rubber scrap (oth hardrubber)&powder&granule of	708 370	5 934 010	303 094	2 403 666
4005101000	Compounded of natural gums with carbonblack/silica,unvulcanise	11 718	133 429	58 645	574 614
4005109000	Compounded other rubber with carbonblack/silica,unvulcanised,ir	309 307	1 753 057	2 083 835	12 698 268
4005200000	Solutions; dispersions oth than those of subheading 4005.10	75 604	751 102	128 183	981 427
4005911000	Natural gums,in plates, sheets, & strip	24 579	149 236	77 204	921 679
4005919000	Other compounded rubber,unvulcanised,inplates, sheets, & strip	263 358	1 902 059	1 231 336	8 129 198
4005991000	Other compounded rubber,unvulcanised,inlatex form	4 530	93 417	28 527	352 959
4005999000	Other compounded rubber,unvulcanised,inother form	539 240	2 832 757	1 588 323	6 023 645
4006100000	"camel-back" strip for retreading rubber tyres, unvulcanised	214 683	611 258	288 968	826 681
4006901000	Natural gums; unvulcanised	576	28 730	12 542	291 002
4006909000	Oth forms & articles of unvulcanisedrubbers	62 994	388 834	1 328 231	7 526 772
4007000000	Vulcanised rubber thread & cord.	828 426	3 327 688	3 561 537	11 306 239
4008111000	Plates, sheet&strip of cell. rubber;thick<=5mm;lined w/ one side te	28 176	148 920	242 088	901 933
4008112000	Floor tiles and wall tiles of cellularrubber	0	16 641	0	43 013

I.3. IMPOR MENURUT KOMODITI / IMPORT BY HS COMMODITY

\*\*\* JUNI/JUNE 2012 \*\*\*

HS	Uraian Komoditi Commodity Description	Berat Bersih / Net Weight (Kg)		Nilai / Value C.I.F (US\$)	
		Bulan ini Current Month	Kumulatif Cum.Jan. to date	Bulan ini Current Month	Kumulatif Cum.Jan. to date
400819000	Other plates, sheets & strip of cellular rubber	187 072	1 480 410	592 540	4 507 582
400819000	Other forms of cellular rubber	122 802	758 409	1 048 967	4 817 298
4008211000	Plate, sheet & strip non-cell. rubber; thick <=5mm; lined w/ one side t	15 767	183 387	377 156	2 282 882
4008212000	Floor tiles and wall tiles of non-cellular rubber	0	6 741	0	43 342
4008219000	Other plates, sheets, & strip of non-cellular rubber	92 912	932 767	470 235	3 089 513
4008290000	Other forms of non-cellular rubber	33 467	346 526	452 120	2 996 465
4009110000	Tube, pipe & hose, not reinforced/combined w/ oth material witho	138 877	1 700 743	809 788	9 147 912
4009121000	Mining slurry suction & discharge hose, not reinforce/combine w/ o	54 383	170 467	101 299	894 494
4009129000	Oth tubes, pipes & hoses, not reinforced/combined w/ oth mtrl wii	89 833	422 601	409 841	1 758 581
4009211000	Mining slurry suction & discharge hose, reinforce/combine w/ oth r	10 440	90 874	79 401	913 517
4009219000	Oth tube, pipe & hose, reinforced/combined w/ oth materials w/o l	169 623	1 376 071	1 894 326	13 564 073
4009221000	Mining slurry suction & discharge hose, reinforce/combine w/ oth r	1 170	2 857	8 651	55 534
4009229000	Oth tube, pipe & hose, reinforced/combined w/ oth materials w/ fi	77 447	686 568	1 196 096	9 281 346
4009311000	Mining slurry suction & discharge hose, reinforce/combine w/ textil	206 870	302 114	174 477	315 808
4009319100	Fuel hoses, header hoses & water hoses, used on motor vehicles	154 684	959 103	2 273 054	16 246 311
4009319910	Rubber hose for gas stove, without fittings	24 400	125 828	49 501	191 069
4009319990	Oth tube, pipe & discharge hose, reinforced/combined w/ textile, wi	184 778	898 653	729 565	6 052 808
4009321000	Mining slurry suction & discharge hose, reinforce/combine w/ textil	38	2 221	2 907	49 664
4009329010	Rubber hose for gas stove, with fittings	0	1 820	0	34 794
4009329090	Oth tube, pipe & discharge hose, reinforced/combined w/ textile, wi	61 151	430 195	1 070 374	6 886 251
4009410000	Mining slurry suction & discharge hose, reinforce/combine w/ oth r	526 271	2 624 139	1 767 640	9 565 070
4009421000	Mining slurry suction & discharge hose, reinforce/combine w/ oth r	488	18 867	9 060	218 117
4009429000	Oth tube, pipe & hose, reinforced/combined w/ oth material, with i	617 772	2 108 316	10 323 264	32 858 395
4010110000	Conveyor belts/belting, reinforced with metal	268 279	4 020 623	1 525 865	26 504 378
4010120000	Conveyor belts/belting, reinforced with textile material	382 404	2 003 825	1 030 260	6 665 008
4010190000	Other conveyor belts/belting, reinforced with other material	667 180	2 543 658	2 056 475	12 455 625
4010310000	V-belts, V-ribbed, of an outside circumference >60cm and <=180cm	27 719	216 263	551 359	3 143 493
4010320000	V-belts, oth than v-ribbed, of an outside circumference >60cm and	3 536	21 025	57 680	534 157
4010330000	V-belts, V-ribbed, of an outside circumference >180cm and <=240cm	1 476	6 308	30 787	115 210
4010340000	V-belts, oth than v-ribbed, of an outside circumference >180cm and	299	11 148	8 648	286 025
4010350000	Endless synchronous belt, of an outside circumference >60cm and <	303	6 480	15 024	144 752
4010360000	Endless synchronous belt, of an outside circumference >150cm and	0	1 564	0	23 637
4010390000	Oth transmission belts/belting	334 238	2 079 557	3 223 120	22 161 002
4011100000	New pneumatic tyres, of rubber of a kind used on motor cars	1 510 686	8 153 247	4 997 863	29 780 734
4011201000	New pneumatic tyre, of rubber used on buses/lorries, width <450mm	4 773 154	24 243 067	12 200 650	55 195 599
4011209000	New pneumatic tyre, of rubber used on buses/lorries, width >=450mm	244 238	2 099 497	2 400 131	9 801 189
4011300000	New pneumatic tyres, of rubber of a kind used on aircraft	64 571	348 006	680 891	3 568 715
4011400000	New pneumatic tyres, of rubber of a kind used on motorcycles	155 845	667 321	635 166	2 598 333
4011500000	New pneumatic tyres, of rubber of a kind used on bicycles	502 623	1 947 375	701 790	3 044 506
4011611000	New pneumatic tyres, of rubber used on agricultural/forestry tracto	266 147	602 537	502 010	1 537 192
4011619000	New pneumatic tyres, of rubber used on agricultural/forestry vehicl	264 838	522 435	874 411	1 677 572
4011621000	New pneumatic tyres, of rubber, rim size <61 cm, used on tractors	63 452	113 664	113 003	299 357
4011629000	New pneumatic tyres, of rubber, rim size <61 cm, used on const/ind	61 033	297 120	200 423	1 185 026
4011631000	New pneumatic tyre, of rubber, rim size >=61 cm, used on tractors	0	122 699	0	574 818
4011639000	New pneumatic tyre, of rubber, rim size >=61 cm, used on const/ind	59 375	666 158	215 834	4 022 551
4011690000	New pneumatic tyre, of rubber, used for oth purpose	52 537	6 049 646	336 534	47 796 848
4011921000	Oth new pneumatic tyre, of rubber, used on agricul./forestry tracto	171	24 670	1 201	239 356
4011929000	Oth new pneumatic tyre, of rubber, used on agricul./forestry vehicl	25 675	39 767	27 860	96 843
4011931000	Oth new pneumatic tyre, of rubber, rim size <61 cm, used on tractor	385 123	1 935 718	185 410	1 188 677
4011939000	Oth new pneumatic tyre, of rubber, rim size <61 cm, used on const/i	377 775	695 356	2 859 452	5 181 663
4011941000	Oth new pneumatic tyre, rubber, rim size >=61 cm, used on mach of t	40 747	871 322	434 878	7 488 676
4011942000	Oth new pneumatic tyre, rubber, rim size >=61 cm, used on tractor, fo	450 523	1 170 942	4 125 990	9 686 742
4011949000	Oth new pneumatic tyre, of rubber, rim size >=61 cm, used for oth. p	2 019 127	8 255 439	20 313 047	78 668 528
4011991000	Oth new pneumatic tyre, of rubber, used on vehicles of chap.87	716 102	5 452 618	7 006 974	48 733 435
4011992000	Oth new pneumatic tyre, of rubber, used on mach of heading 84.29	104 204	1 461 170	691 650	10 599 639
4011993000	Oth new pneumatic tyre, of rubber, used for oth, width >=450mm	34 112	63 467	262 064	475 797
4011999000	Oth new pneumatic tyre, of rubber, used for oth, width <450mm	277 979	3 619 410	2 672 767	35 411 930
4012110000	Retreaded tyres, used on motor cars	0	95	0	757
4012129000	Retreaded tyres, used on buses/lorries, width >=450mm	43	6 106	1 205	9 509
4012130000	Retreaded tyres, used on aircraft	25 082	177 791	155 495	967 527
4012194000	Retreaded tyres, used on oth vehicles of chapter 87	0	19 511	0	86 878
4012199000	Retreaded tyres, used for oth purposed	139 201	285 001	128 422	330 518
4012201000	Used pneumatic tyres, used on motor cars	0	394	0	3 200
4012202100	Used pneumatic tyres, used on buses/lorries, width <450mm	739	4 680	3 938	15 362
4012209900	Used pneumatic tyres, used on oth purpose, oth than buffed tyres	67	67	149	149
4012901400	Solid tyres, external diameter >250 mm, width <450mm	32 359	125 081	122 266	495 460
4012901500	Solid tyres, external dia. >250, width > 450mm, used on vehicle of ch.	0	4 177	0	32 663
4012901600	Oth solid tyres, external diameter >250mm, of a width >450mm	0	105 380	0	414 910
4012901900	Oth solid tyres, external diameter <250mm, of a width >450mm	62 370	282 753	247 722	1 350 485
4012902100	Cushion tyres, of a width not exceeding 450mm	22	72 719	2 032	359 058
4012902200	Cushion tyres, of a width exceeding 450mm	0	20 872	0	104 580

I.3. IMPOR MENURUT KOMODITI / IMPORT BY HS COMMODITY

\*\*\* JUNI/JUNE 2012 \*\*\*

HS	Uraian Komoditi Commodity Description	Berat Bersih / Net Weight (Kg)		Nilai / Value C.I.F (US\$)	
		Bulan ini Current Month	Kumulatif Cum.Jan. to date	Bulan ini Current Month	Kumulatif Cum.Jan. to date
4012907000	Replaceable tyre treads, width<450mm	63 236	383 909	224 849	1 355 306
4012908000	Tyre flaps	52 100	268 256	104 571	546 278
4012909000	Oth retreaded/used pneumatic,solid/cushion tyres, of rubber	77 355	292 915	78 550	433 335
4013101100	Inner tubes,of rubber,used on motor carwidth tyres<450mm	238 501	1 056 350	412 891	1 781 392
4013101900	Inner tubes,of rubber,used on motor carwidth tyres>450mm	0	51 581	0	35 219
4013102100	Inner tubes,of rubber,used on bus/lorriwidth tyres<450mm	16 530	174 648	15 327	330 561
4013102900	Inner tubes,of rubber,used on bus/lorriwidth tyres>450mm	11 327	53 334	12 891	125 494
4013200000	Inner tubes,of rubber,used on bicycles	171 448	727 609	332 101	1 406 301
4013901100	Inner tube,of rubber,used on heading84.29/84.30;width tyres<450	5 268	16 299	19 035	59 679
4013901900	Inner tube,of rubber,used on heading84.29/84.30;width tyres>450	0	30 752	0	134 769
4013902000	Inner tube,of rubber,used on motorcycle	46 336	582 992	37 094	431 500
4013903900	Inner tube,of rubber,used on oth vehicle of chap.87, width tyres>4	0	39 650	0	49 728
4013904000	Inner tube,of rubber,used on aircraft	0	509	0	18 196
4013909100	Oth inner tube,of rubber,suitable forfitting to tyres of width<450m	22 467	84 339	42 170	263 354
4013909900	Oth inner tube,of rubber,suitable forfitting to tyres of width>450m	269 409	1 041 279	271 791	736 465
4014100000	Sheath contraceptives	79 610	431 184	1 034 693	5 397 952
4014901000	Teats for feeding bottles & similararticles	31 752	63 729	338 950	872 049
4014904000	Stoppers for pharmaceutical use	33 399	198 548	549 744	3 524 975
4014909000	Oth hygienic/pharmaceutical articles,ofvulcanised rubber	15 455	118 131	182 910	1 271 660
4015110000	Gloves, mittens & mitts, for surgical	86 381	736 673	704 206	4 834 780
4015190000	Gloves, mittens & mitts, for otherpurpossed	164 378	549 913	1 039 082	3 987 368
4015901000	Lead aprons	0	4 290	0	74 707
4015902000	Divers' suits(wet suit)	0	803	0	13 070
4015909000	Oth article of apparel, clothing accessfor all purpossed	21 185	152 278	140 778	1 198 831
4016101000	Padding for articles of apparel orclothing accessories	11 614	69 357	175 590	792 816
4016109000	Oth articles of vulcanised rubber otherof cellular rubber	49 799	257 251	394 626	2 011 795
4016911000	Mats	126 830	747 096	264 810	1 744 382
4016912000	Tiles	0	515	0	4 581
4016919000	Oth floor coverings	49 726	535 002	109 859	871 870
4016921000	Eraser tips	61 838	508 759	123 803	1 956 964
4016929000	Other erasers	112 332	431 846	146 759	855 055
4016931000	Gasket,washer&seal used to insulate theterminal lead of electroly	9 438	68 874	289 632	3 017 483
4016932000	Gasket&O-ring, used on motor vehicle ofheading 87.02,87.03,87.0	66 611	323 968	1 311 003	6 994 752
4016939000	Oth gaskets, washers & oth seals	603 051	3 686 891	11 783 863	76 065 989
4016940000	Boat/dock fenders,whether/not inflatable	318 709	1 155 078	903 985	4 612 398
4016950000	Oth articles of vulcanised rubber,inflatable	76 560	463 312	514 137	2 442 613
4016991300	Weatherstripping,used on motor vehicleof heading 87.02,87.03/8	64 902	432 788	837 511	5 921 980
4016991400	Oth article of vulcanised rubber,forvehicle of heading 87.02-87.05	360 314	1 361 158	4 062 790	18 624 408
4016991500	Oth article of vulcanised rubber,forvehicles 87.09,87.13,87.15&87	32 874	75 929	193 663	848 515
4016991700	Bicycle parts	29 799	1 298 439	141 357	5 048 761
4016991800	Other bicycle accessories	3 853	7 078	10 209	19 286
4016991900	Oth parts & access for vehicle of rubber of chapter 87	21 418	173 532	165 775	1 694 153
4016992000	Parts & access of rotochutes of heading88.04	13 700	64 651	161 682	554 577
4016993000	Rubber bands	1 438 843	5 344 656	1 125 728	5 518 912
4016994000	Wall tiles	41 127	136 831	163 402	1 040 407
4016995100	Rubber rollers	156 657	708 445	663 322	3 326 506
4016995200	Tyre moulds bladders	23 652	101 243	329 441	1 757 881
4016995300	Electrical insulators hoods	1	212	4	7 698
4016995400	Rubber grommets & rubber cover forautomotive wiring harnesses	114 424	592 074	2 398 995	11 476 902
4016995900	Oth article,used in machinery/mechanical/electrical appliances/fo	256 055	646 673	3 570 447	12 137 066
4016996000	Rail pad, of rubber	422	23 690	8 899	272 977
4016997000	Structural bearings including bridgebridge bearings, oth than rail p	13 034	46 558	309 584	1 295 352
4016999100	Table coverings	6 495	60 389	59 967	429 260
4016999900	Oth articles of vulcanised rubber foroth purpossed	356 622	2 122 597	2 907 247	17 814 659
4017001000	Floor tiles&wall tiles	2 840	20 395	58 391	456 843
4017002000	Other articles of hard rubber	10 145	69 558	166 610	1 109 725
4017009000	Other hard rubber in all form,includewaste & scrap, articles of har	19 593	267 352	197 083	1 958 233
4101201000	Hide&skin,weight/skin<8kg(simply dried),10kg(dry-salt),16kg(fresh)	824 085	2 895 147	340 946	1 368 937
4101209000	Hide&skin,weight/skin<8kg(simply dry),10kg(dry-salt),16kg(fresh),	40 796	321 495	98 778	327 841
4101501000	Whole hide & skin,of a weight >16 kg,pre-tanned	99 181	857 063	134 918	783 941
4101509000	Whole hide & skin,of a weight >16 kg,not pre-tanned	0	2	0	26
4101901000	Oth hide&skin,inc butt,weight/skin<8kg(simply dry),10kg(dry-salt)	0	43	0	340
4101909000	Oth hide&skin,inc butt,weight/skin<8kg(simply dry),10kg(dry-salt)	60 860	696 894	41 037	500 739
4102100000	Raw skins of sheep/lambs with wool on	37 000	151 000	30 960	141 200
4102210000	Raw skins of sheep/lambs without wool on , pickled	22 000	30 906	254 341	372 248
4102291000	Oth raw skins of sheep/lamb without wool on, not pickled,pre-tan	63 117	106 717	22 314	28 242
4102299000	Oth raw skins of sheep/lamb without wool on, not pickled,not pre	0	146 481	0	53 441
4103300000	Raw hide & skin of swine	123	123	5 073	5 073
4103900000	Raw hide & skin of oth animal	39 990	323 786	17 196	273 599
4104110010	Bovine leather, vegetable pre-tanned,full grains, unsplit in the wet	67 041	394 584	239 549	1 760 353
4104110090	Oth tanned/crust hide&skin of bovine,full grain,unsplit in the wet :	676 292	4 374 153	969 114	6 586 357

I.3. IMPOR MENURUT KOMODITI / IMPORT BY HS COMMODITY

\*\*\* JUNI/JUNE 2012 \*\*\*

HS	Uraian Komoditi Commodity Description	Berat Bersih / Net Weight (Kg)		Nilai / Value C.I.F (US\$)	
		Bulan ini Current Month	Kumulatif Cum.Jan. to date	Bulan ini Current Month	Kumulatif Cum.Jan. to date
4104190000	Oth tanned/crust hide&skin of bovine,not full grain,unsplit in the v	326 389	2 133 616	642 084	4 757 423
4104410000	Crust vegetable(semi-tanned) hide&skin,full grain,unsplit;in the dr	200 061	979 578	3 966 500	19 032 564
4104490000	Oth crust vegetable(semi-tanned) hide&skin,full grain,unsplit;in th	373 475	2 427 137	4 797 782	31 545 241
4105100000	Tanned/crust sheep/lamb skin,w/o wool on/hair on,in the wet sta	87 627	514 894	776 008	4 994 050
4105300000	Tanned/crust sheep/lamb skin,w/o wool on/hair on,in dry state	1 322	8 879	106 147	679 529
4106210000	Tanned/crust goat/kid hide&skin,w/o wool on/hair on,in the wet s	43 600	218 370	389 670	1 824 726
4106220000	Tanned/crust goat/kid hide&skin,w/o wool on/hair on,in the dry s	2 397	9 124	84 084	287 172
4106320000	Tanned/crust hide & skin of swine,w/owool on/hair on,in the dry s	0	5 031	0	101 136
4106920000	Oth tanned/crust hide&skin of oth animal,w/o wool on/hair on,in	819	5 871	83 137	601 107
4107110000	Whole hide&skin,full grains,unsplit ofbovine/equine animals,w/o l	82 351	484 205	1 773 516	10 327 482
4107120000	Whole hide&skin,grains splits of bovine/equine animals,w/o hair c	18 593	151 712	517 182	2 694 340
4107190000	Oth whole hide&skin of bovine/ equineanimals, in oth form	407 439	1 968 672	7 497 803	33 599 365
4107910000	Oth whole hide&skin,including side ofbovine/equine animals,full g	13 936	46 585	367 369	1 149 689
4107920000	Oth whole hide&skin,including side ofbovine/equine animals,grai	176 483	781 378	4 366 620	19 494 284
4107990000	Oth whole hide & skin,including side,ofbovine/egquine animals, in c	561 782	2 927 073	5 723 609	35 746 403
4112000000	Leather further prep. after tanning/crust,oth than leather of headi	3 271	312 672	110 821	5 297 482
4113100000	Leather further prepared after tanning/crusting, of goats or kids	48 758	187 760	1 828 502	6 729 854
4113200000	Leather further prepared after tanning/crusting, of swine	31 096	207 391	551 904	4 163 538
4113300000	Leather further prepared after tanning/crusting, of reptiles	0	126	0	27 378
4113900000	Leather further prepared after tanning/crusting, of oth animals	15 217	84 259	389 952	2 185 822
4114100000	Chamois (including combination chamois)leather	1	1 824	4	27 576
4114200000	Patent leather&patent laminated leather, metalised leather	28 147	314 980	305 326	3 928 714
4115100000	Composition leather with base of leather/leather fibre,in slabs, sh	13 479	91 858	506 184	2 677 775
4115200000	Paring end other waste of compositionleather,not suit for leather	0	1 359	0	3 695
4201000000	Saddlery & harness for any animal of any materials	163	21 884	422	17 345
4202110010	Travel goods w/ max dimension of h x w x l = 56cm x 45cm x 25cm	842	15 996	4 388	151 246
4202110090	Trunk,suit,vanity,executive,brief-caseswith outer surface of leathe	120 843	590 055	923 386	4 778 025
4202121100	School satchel with outer surface ofvulcanised fibre	2 197	25 082	14 009	222 329
4202121900	School satchel with outer surface ofplastics/textile materials	119 825	520 144	396 443	2 146 908
4202129100	Trunk,suit,vanity,executive,brief-casesw/ out surface of vulcanise	51 704	166 805	293 318	815 824
4202129900	Trunk,suit,vanity,executive,brief-casesw/ out surface of plastics/te	745 930	3 487 822	3 648 221	14 795 939
4202192000	School satchel,trunk,suit,vanity,brief,w/ outer surface of paperbo	0	3 477	0	31 212
4202199000	School satchel,trunk,suit,vanity,brief,w/ outer surface of plastic/te	301 013	1 130 354	978 103	4 840 962
4202210000	Hand bag with outer surface of leatheror of patent leather	68 093	284 954	1 335 205	6 717 059
4202220000	Hand bag with outer surface of plasticsheeting or of textile materi	453 112	2 760 990	2 411 160	15 779 829
4202290000	Hand bag with other outer surface	939 647	4 254 157	3 602 588	17 394 678
4202310000	Artcl in pocket/hand bag with outersurface of leather or of patent	14 255	151 432	325 159	3 474 914
4202320000	Artcl in pocket/hand bag with outer surface of plastics or of textile	215 647	791 747	743 481	3 025 816
4202391000	Article of kind normally carried pocketor in handbag with outer srf	5 693	13 809	26 037	102 192
4202392000	Article of kind normally carried pocketor in handbag with outer srf	307	307	745	745
4202393000	Article of kind normally carried pocketor in handbag w/ outer srfc	0	1 892	0	695
4202399000	Article of kind normally carried pocketor in handbag with outer srf	145 473	430 341	403 209	2 196 883
4202911100	Sport bags,with outer surface of leather composition leather/of p	95	921	568	3 554
4202911900	Oth Sport bags,with outer surface oflthr composition leather/of p	68	1 569	535	20 012
4202919000	Oth artcls with outer surface of leather or of patent leather	202 533	642 172	931 292	2 874 906
4202921000	Toiletry bags with outer surface ofplastic or of textile materials	656	10 195	5 465	59 635
4202922000	Bowling bags with outer surface ofplastic or of textile materials	105	610	1 048	10 869
4202929000	Other articles with outer surface ofplastic or of textile materials	93 107	604 321	1 242 581	6 982 018
4202991000	with outer surface of vulcanised fibreor paperbord oth bags	1 491	16 716	8 965	207 392
4202994000	with outer surface of vulcanised fibreor paperbord oth bags of ap	0	1	0	2
4202999000	Oth than trunk, suit-cases,handbags, &similar containers	90 184	353 606	282 420	1 203 212
4203100000	Articles of apparel of leather or ofcomposition leather.	840	7 148	76 407	406 656
4203210000	Gloves,mittens & mitts speciallydesigned for use in sports of leath	791	6 780	28 337	180 450
4203291000	Protective work gloves of leather or ofcomposition leather	2 714	81 637	23 681	437 296
4203299000	Oth gloves, mittens & mitts of leatheror of composition leather	18 577	97 825	44 917	302 592
4203300000	Belts & bandoliers of leather or ofcomposition leather	102 416	657 934	807 823	4 965 718
4203400000	Oth clothing access of leather or ofcomposition leather	9 061	51 469	152 108	877 358
4205001000	Oth articles of leather or ofcomposition leather, boot laces ; mats	5 012	53 094	87 267	725 251
4205002000	Oth articles of leather, industrialsafety belt & harnesses	10 973	81 182	69 301	454 299
4205003000	Leather strings or cords for jewelry orfor personal adornment	6 990	18 827	10 742	36 975
4205004000	Oth articles of a kind used in machinery or mechl applience or for	111	45 575	961	176 261
4205009000	Oth articles of leather oth than bootlaces,safety belt & leather stri	1 477	41 280	51 215	702 442
4206009000	oth articles of gut of goldbeaters skinof bladders or of tendons	339	339	2 583	2 583
4301300000	Raw furkins of lamb, the followingastrakhan,broadtail, caracul, per	2	10	350	652
4301600000	Raw furkins of fox, whole, with orwithout head, tail or paws	0	1	0	8
4301800000	Raw furkins Oth furskins, whole, with or without head, tail or paw:	0	25	0	7 831
4302110000	Tanned or dressed furskins of mink	0	78	0	437
4302190000	Tanned or dressed furskins, oth than ofmink	4 541	33 411	253 497	1 830 626
4302300000	Tanned or dressed furskins, whole skins& pieces or cuttings therec	0	6	0	58
4303100000	Articles of apparel, clothingaccessories oth articles of furskin	2 425	8 703	196 712	344 919
4303902000	Article for industrial uses oth than offurkin	87	585	2 209	12 328

I.3. IMPOR MENURUT KOMODITI / IMPORT BY HS COMMODITY

\*\*\* JUNI/JUNE 2012 \*\*\*

HS	Uraian Komoditi Commodity Description	Berat Bersih / Net Weight (Kg)		Nilai / Value C.I.F (US\$)	
		Bulan ini Current Month	Kumulatif Cum.Jan. to date	Bulan ini Current Month	Kumulatif Cum.Jan. to date
4303909000	Oth article of apparel, clothing accessories of furskin	334	2 168	148 542	199 823
4304001000	Artificial fur and articles thereof	4	162	13	2 542
4304002000	Article for industrial uses of artificial fur	1 573	5 430	81 559	154 158
4304009100	Sport bags of artificial fur and articles thereof	1	301	19	2 714
4304009900	Oth then artificial fur & articles for industrial uses & sport bags	0	494	0	38 810
4401100000	Fuel wood, in logs, in billets, in twigs, faggots or in similar forms	52 485	137 148	39 443	101 370
4401210000	Coniferous, wood in chips or particles	0	4 835 587	0	462 392
4401220000	Non-coniferous wood in chips or particles	0	99 378	0	134 434
4401310000	Wood pallets sawdust & wood waste and scrap, whether or not and	6	42	107	666
4401390000	Oth sawdust & wood waste & scrap, whether or not agglomerated in lo	110 600	327 999	30 747	192 958
4402901000	Oth than wood charcoal (including shell or nut charcoal), of bambo	0	4 800	0	5 299
4402909000	Oth wood charcoal (including shell or nut charcoal), of coconut sh	1 663	2 608	15 435	51 794
4403101000	Baulks, sawlogs & veneer logs wood in the rough, whether or not tri	202	111 501	5 081	311 536
4403109000	Oth baulk, sawlog, pit-props, poles, piles treated with paint	288 123	1 466 128	220 435	948 273
4403209000	Other than wood of coniferous in the rough, not treated	494 271	1 574 756	188 915	896 835
4403411000	Baulks sawlog & veneer log of dark & light red meranti, meranti bak	0	48 000	0	23 386
4403419000	Oth than wood of dark & light red meranti, meranti bakau, in the ro	148 530	1 902 934	12 015	149 448
4403499000	Other than wood of other tropical wood in the rough, not treated	0	37 348	0	29 049
4403911000	Baulks sawlog & veneer log of oak not treated	2 241 721	14 678 852	834 397	4 941 635
4403919000	Other than wood of oak in the rough, not treated	290 401	1 987 299	111 154	1 062 697
4403921000	Baulks sawlog & veneer log of oak	77	77	607	607
4403929000	Other than wood of beech in the rough, not treated	0	310 424	0	175 282
4403991000	Baulks sawlog & veneer log of other tree not treated	26 114	4 033 171	63 134	1 299 187
4403999000	Other than wood of other tree in the rough, not treated	488 363	1 359 226	142 720	538 218
4404100000	Hoopwood, split poles; piles, picket & the like of coniferous	0	44 000	0	13 155
4404209000	Oth than Hoopwood, split poles; piles, picket & the like of non conif	24 720	99 876	57 960	78 340
4405001000	Wood wool,	0	3	0	142
4405002000	Wood wool, wood flour.	555 350	2 429 554	214 077	1 081 274
4406900000	Oth Railway or tramway sleepers (cross-ties) of wood impregnated	782	66 218	1 610	210 877
4407100000	Wood sawn/ chipped length of a thick > 6 mm. of Coniferous, Plan	4 763 277	29 607 676	2 798 312	16 654 035
4407219000	Wood sawn/ chipped length of a thick > 6 mm. of Mahogany, not pl	0	7 460	0	25 847
4407251100	Wood sawn/ chipped of a thick > 6 mm. of dark & light red meranti, S	0	328 339	0	179 094
4407251900	Wood sawn/ chipped of a thick > 6 mm. of dark & light red meranti, S	235 780	538 149	128 608	295 794
4407252100	Oth wood sawn/ chipped of a thick > 6 mm. of meranti bakau, plan	202 552	1 122 647	146 654	752 572
4407261000	Wood sawn/ chipped of a thick > 6 mm. of White Lauan, Seraya, yell	0	8 300	0	15 301
4407271000	Wood sawn/ chipped of a thick > 6 mm. of Sapelli, Sanded or end-jo	0	697 340	0	373 294
4407279000	Wood sawn/ chipped of a thick > 6 mm. of Sapelli, not planed, not S	453 976	1 781 938	225 808	918 033
4407289000	Wood sawn/ chipped of a thick > 6 mm. of Iroko, not planed, not Sa	77 061	819 380	70 826	806 040
4407291100	Wood sawn/ chipped of a thick > 6 mm. of Jelutong, Planed	3 450	3 450	353	353
4407293900	Oth than Wood sawn/ chipped of a thick > 6 mm. of Kempas, Not p	0	56 308	0	94 444
4407294900	Wood sawn/ chipped of a thick > 6 mm. of Keruing, Not planed, not	0	90 883	0	151 854
4407296900	Wood sawn/ chipped of a thick > 6 mm. of Teak, Not planed, not Sa	0	37 073	0	81 825
4407297900	Oth wood sawn/ chipped of a thick > 6 mm. of Balau, Not planed, n	0	2 952	0	8 272
4407299100	Wood sawn/ chipped of a thick > 6 mm. of Jongkong & Merbau, San	0	20 662	0	24 043
4407299200	Wood sawn/ chipped of a thick > 6 mm. of Jongkong & Merbau oth	0	2 520 957	0	413 899
4407299900	Oth than tropical wood, oth sanded or end jointed & planed, thickn	81 359	426 611	69 980	441 790
4407911000	Wood sawn/ chipped of a thick > 6 mm. of Oak, Sanded or end-joint	317 527	1 732 580	300 563	1 456 135
4407919000	Oth wood sawn/ chipped of a thick > 6 mm. of Oak, Not planed, not	921 854	7 368 102	673 512	5 312 990
4407921000	Wood sawn/ chipped of a thick > 6 mm. of beech, Planed	98 450	495 324	79 352	350 321
4407929000	Wood sawn/ chipped of a thick > 6 mm. of beech, Not planed, not S	342 565	2 584 963	130 321	1 062 953
4407931000	Wood sawn/ chipped of a thick > 6 mm. of Maple, Sanded or end-jo	173 396	174 550	153 725	166 224
4407939000	Oth than wood sawn/ chipped of a thick > 6 mm. of Maple, Not pla	171 754	2 455 832	308 821	2 859 566
4407941000	Wood sawn/ chipped of a thick > 6 mm. of Cherry, Sanded or end-jo	0	19 514	0	18 663
4407949000	Oth wood sawn/ chipped of a thick > 6 mm. of Cherry, Not planed, i	0	3 090	0	1 803
4407951000	Wood sawn/ chipped of a thick > 6 mm. of Ash, Planed or end-joint	22 050	147 450	65 617	404 091
4407959000	Oth wood sawn/ chipped of a thick > 6 mm. of Ash, Not planed, not	85 600	377 133	170 229	723 861
4407991000	Oth than wood sawn/ chipped of a thick > 6 mm. of Other tree, Plan	399 671	1 973 465	296 029	1 518 265
4407999000	Wood sawn/ chipped of a thick > 6 mm. of Other tree, Not planed, r	3 309 667	15 680 522	2 412 500	10 921 590
4408101000	Cedar wood slats prepared for pencil manufacture; radiata pinewood c	474 366	3 998 479	309 461	2 295 224
4408103000	Face veneer sheets, coniferous	10 188	273 806	39 176	434 241
4408109000	Oth Coniferous, oth cedar wood slats, face veneer sheets	228 555	2 013 859	566 043	3 042 709
4408310000	Dark red meranti, light red meranti and meranti bakau of the tropic	0	60 940	0	167 860
4408399000	Oth jelutong wood and oth wood prepared for pencil manufacture	475 072	1 780 190	392 721	3 476 012
4408900000	Oth than sheets for veneering and of the tropical wood of thickne	868 697	4 836 353	1 582 007	9 134 228
4409100000	Coniferous wood continuously shaped along any of its edges, ends/f	51 060	839 813	45 065	876 368
4409210000	Non coniferous of bamboo	14 799	108 549	12 960	92 404
4409290000	Oth non coniferous oth teak strips, friezes for parquet flooring	109 401	267 842	109 586	536 402
4410110000	Particle board & similar board of wood or other ligneous materials	26 517 910	150 233 005	6 812 361	40 754 304
4410120000	Oriented strand board of wood	111	579	185	654
4410190000	Oth particle board, oriented strand board (osb) of wood	672 438	8 931 935	290 220	3 225 035
4410900000	Oth than Particle board & similar board of other ligneous materia	354 429	1 984 432	160 129	753 822

I.3. IMPOR MENURUT KOMODITI / IMPORT BY HS COMMODITY

\*\*\* JUNI/JUNE 2012 \*\*\*

HS	Uraian Komoditi Commodity Description	Berat Bersih / Net Weight (Kg)		Nilai / Value C.I.F (US\$)	
		Bulan ini Current Month	Kumulatif Cum.Jan. to date	Bulan ini Current Month	Kumulatif Cum.Jan. to date
4411120000	Medium density fibreboard (mdf) of a thickness < 5mm	2 549 880	20 216 920	1 255 662	9 900 882
4411130000	Medium density fibreboard (mdf) of atickness > 5mm and < 9 mm	1 385 975	6 759 124	930 074	3 849 384
4411140000	Medium density fibreboard (mdf) of atickness > 9 mm	4 785 953	27 418 002	2 314 372	12 737 690
4411920000	Oth fibreboard of a density >0.8g/cm3	328 857	2 237 490	293 728	1 896 425
4411930000	Oth fibreboard of 0,5g/cm<density <0,8g/cm3	1 199 808	9 705 106	491 417	4 353 746
4411940000	Oth fibreboard of a density <0.5g/cm3	345 970	1 538 587	162 941	716 326
4412100000	Plywood,veneered panel&similar laminated wood of bamboo	0	152 196	0	183 171
4412310000	Oth plywood,consisting solaly <6mmthinkness w/ at least one out	201 711	1 892 550	97 080	1 355 932
4412320000	Oth plywood,each thick.<6mm with atleast one outer ply of non cr	628 840	5 775 222	474 496	4 098 651
4412390000	Oth plywood consisting solely of sheetsof wood of each thick < 6 r	8 034 583	59 664 970	4 734 180	33 580 128
4412940000	Oth plywood,veneered panels&similar wood of blockboard,lamint	93 854	329 281	102 183	369 994
4412990010	Veneered panels&similar w/at least oneother wood	4 163	560 070	2 109	276 879
4412990090	Veneered panels&similar w/at least oneother wood	830 343	6 024 919	721 744	4 817 713
4413000000	Densified wood, in blocks,plates,stripsof profile shapes.	22 751	683 772	24 078	467 206
4414000000	Wooden frames for paintings, photographs mirrors or similar obje	4 864	89 354	19 442	268 210
4415100000	Cases, boxes, crates, drums & similar packings; cable-drums	20 744	71 330	55 479	183 208
4415200000	Pallets,box pallets& other load boards;pallet collars	153 712	1 035 293	102 627	743 234
4416001000	Staves casks,barrels,yats,tube and other coopera products and par	31	31	1 211	1 211
4416009000	Casks,barrels,yats,tubs&other coopersproducts & parts thereof, oi	73	16 800	6 461	55 803
4417001000	Tools,tool bodies,tool handles,broom orbrush bodies & handles, o	3	11 089	137	49 252
4417009000	Oth Tools,tool bodies,tool handles,broom or brush bodies & handl	159 239	497 239	300 433	878 169
4418100000	Windows,french-windows&their framesof wood	116	853	1 002	1 543
4418200000	Doors & their frames & thresholds ofwood	27 712	423 120	31 197	498 671
4418400000	Shuttering for concrete construal workof wood	20 999	121 260	29 855	193 070
4418600000	Posts and beams	0	5	0	5
4418710000	Assembled flooring panels	0	2 215	0	9 611
4418720000	Oth multilayer bullders joinery and carpantry of wood	0	62 917	0	88 492
4418790000	Oth assembled flooring panels of wood	1 170	181 163	1 516	168 561
4418901000	Oth Cellular wood panels	21 480	21 494	9 693	9 955
4418909000	Other builders joinery & carpentry of wood	311 604	1 742 620	264 544	1 617 282
4419000000	Tableware and kitchenware, of wood.	15 698	96 464	91 896	270 210
4420100000	Statuettes & oth ornaments, of wood	92	9 507	2 001	68 447
4420901000	Oth wooden articles of furniture notfalling in chapter 94	10	68 822	2 703	159 799
4420909000	Oth wood marquetry and inlaid,casket and similar articles of wooc	27 940	255 154	176 170	1 062 390
4421100000	Clothes hangers of wood	7 867	168 309	47 928	2 357 953
4421901000	Spools, cops & bobbins, sewing threadreels and the like of wood	4 106	11 696	16 438	93 981
4421902000	Match splints	0	8 653	0	12 373
4421903000	Wooden pegs or pins for footwear	11 057	64 719	33 424	290 361
4421904000	Candy-sticks, ice-cream sticks & Ice cream spoons	184 422	972 104	399 616	1 812 173
4421907000	Fans & handscreens, frames & handles of wood	0	5 816	0	8 144
4421908000	Toothpicks of wood	86 279	481 295	59 580	283 173
4421909300	Prayer beads	0	398	0	20 301
4421909400	Oth beads	375	3 506	5 946	131 789
4421909900	Other wooden articles	151 212	734 938	515 765	1 978 072
4501100000	Natural cork, raw / simply prepared;wasta cork,crushed,granulatei	274	19 242	1 113	23 406
4501900000	Oth Natural cork,raw/ simply prepared; wasta cork,crushed,granul	352	15 221	679	52 076
4502000000	Natural cork,debarked or roughly squared or in rectangular (includ	224	19 288	3 577	59 184
4503100000	Corks and stoppers	2 558	18 403	15 495	227 485
4503900000	Other articles of natural cork.	11 812	85 370	30 169	178 720
4504100000	Blocks, plates, sheets & strip; tiles of any shape;solid cylinders,inc	8 301	39 921	103 351	445 669
4504900000	Other agglomerated cork and articles ofagglomerated cork	41 218	315 757	108 452	943 585
4601210000	Mats, matting and screens of vegetablematerials of bamboo	0	45 727	0	74 769
4601220000	Mats, matting and screens of vegetablematerials of rattan	0	1 656	0	1 960
4601290000	Oth mats,matting & screens of vegetablevegetable of material	7 261	16 874	18 401	44 881
4601929000	Other of bamboo	0	12 926	0	15 003
4601939000	Other of rattan	33	33	2 927	2 927
4601941000	Plaits and similar products of plaitingmaterials,whether of vegetak	0	10 392	0	49 274
4601949000	Other of other vegetable material	0	1 022	0	1 200
4601991000	Mats and matting of other vegetablematerials	0	83	0	460
4601999000	Oth Plaits & similar products of plaiting of other materials,whethe	0	381	0	1 234
4602110000	Basketwork, wickerwork & other articles, of vegetable material of	33 006	74 565	32 140	81 649
4602120000	Basketwork, wickerwork & other articles, of vegetable material of	3 739	13 053	13 147	61 736
4602190000	Oth than basketwork, wickerwork & otherarticles, vegetable mate	82	10 752	524	62 474
4602900000	Oth basketwork, wickerwork & otherarticles, of other materials	0	700	0	8 075
4701000000	Mechanical wood pulp.	16 936 740	92 975 065	9 757 725	52 707 557
4702000000	Chemical wood pulp, dissolving grades.	31 114 021	214 911 039	29 895 152	214 252 410
4703110000	Chemical wood pulp, soda, oth than dissolving grades,unbleached,	2 486 069	15 834 544	1 674 463	10 298 473
4703210000	Chemical wood pulp, soda, oth than dissolving grades,bleached,co	41 268 721	234 336 339	29 330 779	171 904 938
4703290000	Chemical wood pulp, soda, oth than dissolving grades,bleached,nc	7 054 970	55 540 615	5 006 316	33 642 836
4704110000	Chemical wood pulp,sulphite,oth than dis solving grades,unbleach	0	1 192 932	0	639 101
4704190000	Chemical wood pulp,sulphite,oth than dis solving grades,unbleach	0	6 000	0	30 960

I.3. IMPOR MENURUT KOMODITI / IMPORT BY HS COMMODITY

\*\*\* JUNI/JUNE 2012 \*\*\*

HS	Uraian Komoditi Commodity Description	Berat Bersih / Net Weight (Kg)		Nilai / Value C.I.F (US\$)	
		Bulan ini Current Month	Kumulatif Cum.Jan. to date	Bulan ini Current Month	Kumulatif Cum.Jan. to date
4704210000	Chemical wood pulp,sulphite,oth than dis solving grades,bleached	2 258 589	9 539 552	1 671 600	7 346 097
4704290000	Chemical wood pulp,sulphite,oth than dis solving grades,bleached	35 872	1 752 588	81 556	1 187 514
4705000000	Wood pulp obtained by a combination ofmechanical & chemical p	6 049 616	29 549 506	3 506 398	16 377 948
4706100000	Cotton linters pulp	135 807	1 023 339	726 173	3 641 942
4706200000	Pulps of fibres derived from recovered (waste & scrap) paper or p	6 607	191 464	14 077	170 912
4706300000	Pulps of fibres derived from recoveredof oth than bamboo	0	3 267	0	36 838
4706910000	Mechanical pulps of fibres derived fromrecovered paper or paperk	605 262	4 254 910	520 606	3 298 292
4706920000	Chemical pulps of fibres derived fromrecovered paper or paperbo:	74 284	1 538 788	274 481	2 317 407
4706930000	obtained by a combination of mechanical&chemical proceses reco	1 672 335	8 043 684	1 916 912	6 730 723
4707100010	Recovered Unbleached kraft paper & paperboard for paper makin	183 080 984	739 268 825	43 090 225	164 535 669
4707100090	Recovered Unbleached kraft paper & paperboard for paper other	27 336	27 680	58 998	63 713
4707200010	for paper making purpose Recoveredbleached chemical pulp,	8 393 091	41 365 430	2 771 757	13 013 244
4707200090	Recovered bleached chemical pulp, forother purpose	293	1 154	1 494	12 776
4707300010	Recovered mechanical pulp paper orpaperboard for paper making	50 193 729	275 040 891	12 325 419	64 834 330
4707300090	Recovered mechanical pulp paper orpaperboard for other purpose	26 939	27 165	55 834	57 535
4707900010	Recovered unsorted waste &scrap paper & paperboard for paper	9 321 775	64 032 374	1 874 593	11 242 402
4707900090	Recovered unsorted waste and scrappaper & paperboard for othe	0	882	0	2 484
4801001000	Newsprint, in rolls or sheets. weighingnot more than 55 g/m2	124 150	416 466	47 169	168 522
4801009000	Newsprint, in rolls or sheets. weighingmore than 55 g/m2	1 355 319	6 700 161	748 691	4 354 676
4802100000	Hand-made paper and paperboard	442 402	654 246	332 130	1 015 036
4802201000	Paper and paperboard of a kind used as for photo sensitive,heat-s	2 713	3 968	8 500	14 495
4802209000	Oth Paper and paperboard of a kind usedas for photo sensitive,he:	55 829	1 474 601	235 432	1 161 129
4802401000	Wallpaper base in rolls of not more than 15 cm in width rectangul:	0	7 191	0	10 499
4802409000	Oth paper and peperboard, not containing fibres obtained by a me	5 045	108 192	23 236	218 949
4802541100	Paper, no fibres used in manufac gypsboard computercards,weight	0	935	0	6 633
4802541900	Other paper and paperboard, not containing fibres Weighing < 40	91 083	138 897	114 142	176 165
4802542900	Alumunium base paper, not containingfibres Weighing < 40 g/m2	0	95 409	0	104 950
4802543000	Alumunium base paper, not containingfibres Weighing < 40 g/m2	0	258 355	0	454 735
4802549000	Alumunium base paper, not containingfibres Weighing < 40 g/m2	306 962	1 280 677	480 068	1 847 434
4802552000	Fancy paper and paperboard,purpose40< weight <150 g/m,roll	10 856	9 285 672	22 431	8 069 373
4802553900	Oth paper,no fibres, for other purpose 40< weight <150 g/m,roll	3	114 583	482	153 855
4802555000	Paper,no fibres, for other purpose 40< weight <150 g/m,roll	771	4 460	6 795	41 708
4802559000	Oth paper,no fibres, for other purpose 40< weight <150 g/m,roll	1 053 535	6 595 562	1 180 552	6 826 976
4802562000	Fancy paper and paperboard, in rectangular =<36cm oth side =15c	2 363	18 134	17 393	100 772
4802563100	with no side exceeding 36 cmin theunfolded state 40< weight <15	0	19	0	572
4802563900	Paper, no fibres, for other purpose40< weight <150 g/m,sheet	613	3 680	4 892	35 021
4802569000	Other than Paper, no fibres, for otherpurpose 40< weight <150 g/n	75 153	350 868	73 577	302 843
4802571100	Other paper & paperboard, weight>40g/m2and =< 150g/m2	0	3 097	0	4 707
4802571900	Other paper & paperboard, weight>40g/m2and =< 150g/m2	18 752	93 858	48 805	246 995
4802579000	Other paper & paperboard, weight>40g/m2and =< 150g/m2	565 040	2 480 789	641 995	3 122 090
4802582100	Fancy paper&paperboard,in roll width <=15cm/in rectang sheet<3	0	2 456	0	10 772
4802582900	Oth fancy paper & paperboard,oth in roll width<=15cm/in rectang	30 868	217 117	23 254	216 646
4802589000	Oth paper,no fibres, for other purpose weight >150 g/m	159 322	1 240 825	256 337	2 143 854
4802613000	Paper, fibres>10%, aluminium paper paper,in rolls	0	32	0	264
4802619000	Oth Paper,fibres>10%, oth aluminium paper, banknotes,printing,w	1 175 449	4 326 215	994 278	3 696 857
4802621000	Paper, fibres, aluminium paper base in sheets with 435< one side	0	18	0	81
4802622000	Paper,fibres,banknotes,manuf of gypsumboard,in sheets 435<one	14 000	60 412	51 225	534 825
4802629000	Oth paper,fibres, for other purpose, insheets with 435< one side <	887	30 304	11 909	66 290
4802690000	Oth paper,fibres, for other not purpose, of fibres>10%, paper in ro	525 378	1 685 304	505 842	1 976 527
4803003000	Of Cellulose wadding or of web cellulose fibres toilet or farcial tiss	49 037	291 807	215 594	1 021 037
4803009000	Oth of cellulosa wading&tissue paper/toilet/facial tissue stock&sir	101 960	468 569	323 412	1 665 217
4804110000	Kraftliner paper&paperboard,in rolls orsheets,unbleached	776 372	6 645 546	455 921	3 580 044
4804190000	Oth kraftliner paper&paperboard	1 856 819	10 830 186	942 157	5 937 267
4804211000	Sack kraft paper for making cement bag in rolls or sheets,unbleach	4 418 913	43 461 349	4 440 319	47 579 539
4804219000	Oth sack kraft paper for making cement bag in rolls or sheets,unbl	313 487	2 193 629	300 273	2 195 482
4804290000	Oth composite papers, in rolls or sheets	162 426	1 493 994	117 426	1 123 470
4804311000	oth kraft paper and paperboard, weighing 150 g/m,unbleached	731 861	1 515 812	1 022 063	3 163 930
4804313000	Wet strenght 40g to 60g, for plywoodadhesive tape,weigh 150g/r	276 958	2 105 089	296 259	2 209 397
4804314000	Other kraft paper&wet strenght weighing150 g/m,unbleached	230	731	2 756	3 613
4804319000	Other than kraft paper & wet strenghtweighing 150 g/m,unbleach	720 413	4 645 447	699 923	4 530 813
4804391000	Of a wet adhesive tape,40-60g,used in mnfact. weight <= 150g/r	24 632	97 361	23 783	112 980
4804399000	Oth adhesive tape,40-60g,not used inmnfact weigh <= 150g/m2,l	282 166	1 152 832	281 327	1 204 592
4804411000	Elect grade insulating kraft paper, 150<weighing< 225 g/m,unblea	195 700	847 088	270 850	1 142 740
4804419000	Oth elect grade insulating kraft paper,150<weighing <225 g/m,unt	1 322 157	6 345 243	736 775	4 552 569
4804420000	Bleached uniformly throughout the mass&>95% wood fibres,150<	91 362	441 587	181 884	834 562
4804499000	Other kraftpaper& paperboard 150< weighing< 225 g/m	791	102 985	8 462	361 196
4804511000	Elect grade insulating kraft paper,press board weighing >600g/m,u	157	6 285	768	60 043
4804512000	Oth wet strenght 40g to 60g,for plywoodadhesive tape,weigh>225	0	76 731	0	89 240
4804513000	Oth wet strenght 40g to 60g,/plywoodadhesive tape,weigh>225g/	0	1	0	840
4804519000	Oth than wet strenght 40g to 60g,/ply wood adhesive tape,weigh>	589 942	2 210 396	358 967	1 363 545
4804590000	Other kraftpaper& paperboard weighing 225 g/m or more	56 938	219 743	168 429	663 110



## I.3. IMPOR MENURUT KOMODITI / IMPORT BY HS COMMODITY

\*\*\* JUNI/JUNE 2012 \*\*\*

HS	Uraian Komoditi Commodity Description	Berat Bersih / Net Weight (Kg)		Nilai / Value C.I.F (US\$)	
		Bulan ini Current Month	Kumulatif Cum.Jan. to date	Bulan ini Current Month	Kumulatif Cum.Jan. to date
4805110000	Oth uncoated paper&paperboard,in rollsfluting paper,	227 518	3 245 812	101 227	1 432 768
4805129000	Uncoated paper&paperboard,oth semichemical,straw flutingpaper	2 695	6 178	127 197	220 025
4805191000	Uncoated paper&paperboard,oth flutingpaper	184	35 713	1 628	96 099
4805199000	Oth uncoated paper and paperboard, inrolls or sheets	198 969	884 979	138 300	758 644
4805240000	Uncoated paper&paperboard,testlinerweighing 150 g/m2 or less	1 059 547	2 998 225	493 484	1 394 224
4805251000	Uncoated paper&paperboard,testlinerweighing >= 150 g/m2	148 582	1 021 032	88 492	505 398
4805259000	Uncoated paper&paperboard,testliner othof weighing >= 150 g/m	1 805 610	9 563 403	1 040 245	5 456 680
4805301000	Paper,sulphite wrapping paper, coloredmatch wrapping paper	195	1 442	1 707	11 843
4805309000	Paper,sulphite wrapping paper, othcolored match wrapping paper	103 666	556 376	125 753	608 805
4805400000	Filter paper and paperboard	343 800	2 667 826	1 508 901	9 988 002
4805500000	Felt paper and paperboard	30 875	123 279	84 058	485 146
4805911000	Paper used as packing of flat glassproduct, resin<0,6%,wg<150g/m	115 987	142 533	45 406	112 976
4805912000	Uncoated paper&paperboard,oth blotting,&joss paper,weighing1E	4 749	21 113	3 247	15 095
4805919000	Uncoated paper&paperboard,oth blotting,&joss paper,weighing1E	58 014	397 538	97 792	671 752
4805921000	Multi-ply paper and paperboard of 150<weighing<225g/m	2 000	5 150	1 419	6 284
4805929000	Uncoated paper&paperboard of oth150<weighing<225g/m	3 638 236	13 541 349	2 249 485	8 392 151
4805931000	Multi-ply paper and paperboard of weighing > 225g/m2	81 673	178 962	66 205	215 682
4805932000	Blotting paper of other weighing > 225g/m2	50 384	59 316	33 344	44 852
4805939000	Oth Multi-ply paper&Blotting paper of other weighing > 225g/m2	689 444	3 982 480	640 198	3 282 836
4806100000	Vegetable parchment	155 224	397 058	391 311	1 039 227
4806200000	Greaseproof papers	108 385	359 202	183 889	725 477
4806300000	Tracing papers	35 082	183 203	84 195	385 161
4806400000	Glassine and other glazed transparent or translucent papers	783 793	3 903 120	1 252 034	6 136 318
4807000000	Composite paper and paperboard notsurface-coated or impregnat	709 687	3 637 307	643 286	3 296 074
4808100000	Corrugated paper&paperboard,whetheror not perforated,in rolls c	205 576	1 279 615	238 619	1 801 145
4808400010	Sack kraftpaper,creped,crinkled,whether, not embossed /perforat	635 696	2 116 972	577 126	2 321 201
4808400090	Oth kraftpaper,creped or crinkle,whether or not embossed or perf	34 276	195 967	86 433	431 740
4808902000	Paper&paperboard,oth embossed fancypaper used printing,cover,	195	10 745	1 766	25 526
4808903000	Paper&paperboard,embossed paperfancypaper used printing,cove	244	30 006	8 106	87 812
4808909000	Oth than Paper&paperboard,oth embossedfancypaper used printi	137 873	665 999	379 680	1 821 607
4809200000	Self-copy paper	90 574	1 324 086	207 176	2 306 822
4809901000	Oth self-copy paper	155 278	386 494	99 554	305 983
4809909000	Oth self-copy paper	204 470	1 381 896	379 856	2 426 780
4810131100	Paper&paperboard for photo,heat,elect.in rolls papers of width <1	0	915	0	1 031
4810131900	Paper&paperboard for photo,heat,elect.in rolls papers of oth widt	43 554	979 809	20 723	566 318
4810139110	Paper&paperboard for photo,heat,elect.in rolls papers of oth widt	1 108 421	1 780 969	7 419 602	12 112 600
4810139190	Paper&paperboard for photo,heat,elect.in rolls papers of width <1	905 555	5 899 928	1 363 135	6 946 858
4810139910	Banknotes paper in rolls of a width >15cm	0	12 389	0	115 826
4810139990	Paper & paperboard for writing or printing in rolls of a width >15 c	2 085 249	10 132 945	2 347 471	11 533 049
4810141900	Paper&paperboard for photo,heat,elect. of width < 15cm	268	2 228	1 511	9 580
4810149190	Paper&paperboard for photo,heat,elect. sensitive 297<one side<4	1 749	1 749	46 768	46 768
4810149990	Paper & paperboard for writing or printing in sheets & unfolded of	100 752	100 939	64 918	66 048
4810191100	Other Paper & paperboard for writing orprinting in sheets	51 449	220 458	43 732	177 249
4810191990	Other Paper & paperboard for writing orprinting in sheets	759 635	2 916 267	503 471	2 261 351
4810199190	Other Paper & paperboard for writing orprinting in sheets	414	303 150	1 000	244 704
4810199990	Other Paper & paperboard for writing orprinting in sheets	836 068	3 715 077	908 222	5 246 694
4810221100	Light weight coated paper,Electcardiogr,ultrasonograph,spirome	0	282	0	1 409
4810221900	Light weight coated paper; Oth Elect,cardiograph,Ultrasonograph,	495 740	2 506 254	508 431	2 419 445
4810229100	Oth light weight coated paper,in roll of a width 15cm<one side<36	0	53 589	0	25 965
4810229900	Oth light weight coated paper	984 036	4 879 034	2 020 846	6 707 984
4810291100	Oth paper of a kind used for printng,elect,cadiograp,ultrasonograp	24 115	566 060	173 375	1 118 076
4810291900	Oth paper of a kind used for printng,oth electcadiograp,ultrasonoç	36 161	41 594	72 037	85 578
4810299100	Oth paper of a kind used for printng,width 15cm<one side<36cm,ul	0	15 203	0	73 079
4810299900	Oth paper of a kind used for printing	790 694	3 712 787	631 313	3 267 698
4810313100	Base paper of a kind used to manufacture aluminium coated paper	23	135	51	359
4810313900	Other Base paper of a kind used to manuf aluminium coated paper	10 938	14 108	23 946	34 989
4810319100	Kraft paper,paperboard, not for writing,printing, other grafic purp,	0	31 454	0	38 051
4810319900	Oth kraft paper,paperboard,not for wrtng printing, other grafic pu	116	5 606	9 895	53 193
4810323000	Kraft paper,paperboard, not for writing,width<=15cm,side<=36cm	0	97	0	727
4810329000	Kraft paper,paperboard, not for writing,other weight>150g/m2	810 306	5 763 455	886 505	6 336 462
4810393000	Oth kraft paper,paperboard, not forwriting in rolls width<=15cm,s	12 577	74 479	48 536	310 078
4810399000	Other kraft paper,paperboard, not forwriting	75 886	1 053 919	92 202	1 253 872
4810924000	Other paper & paperboard, multiplyrectang < 15 x 36 cm2	2 249	11 045	21 697	77 036
4810929000	Other paper & paperboard, multiply othrectang < 15 x 36 cm2	1 690 283	7 172 030	1 389 505	6 233 644
4810994000	Oth paper and paperboard of multiplyrectang < 15 x 36 cm2	0	1 600	0	8 200
4810999000	Oth paper and paperboard of multiply oth rectang < 15 x 36 cm2	351 354	2 390 738	411 548	3 567 753
4811102100	Floor covering on a base of paper orpaperboard,in roll <15cm, reci	26 981	144 439	53 830	193 465
4811102900	Other bituminised/asphalted paper&paperboard in roll <15cm, rec	18 822	110 955	54 181	370 802
4811109100	Floor covering on a base of paper orpaperboard,in other size	138	715	539	4 823
4811109900	Other bituminised/asphalted paper &paperboard,in other size	407 414	1 595 786	786 313	3 161 227
4811412000	Gummed or adhesive paper&paperboard,self-adhesive,rectang<1E	59 008	481 593	371 111	2 965 602

I.3. IMPOR MENURUT KOMODITI / IMPORT BY HS COMMODITY

\*\*\* JUNI/JUNE 2012 \*\*\*

HS	Uraian Komoditi Commodity Description	Berat Bersih / Net Weight (Kg)		Nilai / Value C.I.F (US\$)	
		Bulan ini Current Month	Kumulatif Cum.Jan. to date	Bulan ini Current Month	Kumulatif Cum.Jan. to date
4811419000	Gummed/adhesive paper&paperboard,othself-adhesive,in other s	1 004 721	5 917 083	3 724 277	19 376 658
4811492000	Oth gummed or adhesive paper&paperboard in roll <15cm, rect<1	15 640	134 353	145 834	426 126
4811499000	Oth gummed or adhesive paper&paperboard,in other size	378 569	2 061 924	925 502	5 486 243
4811513100	Floor covering on a paper coated,impregntd wth plastic,bleached,	504 384	2 167 601	745 795	3 236 534
4811513900	Oth paper coated,impregnated/coveredwith plastic,bleached,wg>	85 208	313 043	78 088	380 103
4811519900	Oth paper coated,impregnated/coveredwith plastic,bleached,oth :	590 264	2 913 380	1 280 726	7 012 722
4811592000	Oth paper coated,impregnated/coveredwith plastics&aluminium f	2 136 979	10 137 768	9 294 419	54 493 059
4811594100	Floor covering on a paper coated,impregwth plastic,unbleached,re	31 076	107 904	304 014	1 256 850
4811594900	Oth paper coated,impregnated/coveredwith plastic,unbleached,re	69 079	149 850	168 844	506 144
4811599100	Floor covering on a paper coated,imptdwith plasticun,bleached,ot	48 188	170 441	65 994	268 344
4811599900	Oth paper coated,impregnated/coveredwith plastic,unbleached,ot	1 197 396	6 842 239	1 924 071	12 344 548
4811602010	Paper coated,impregnated/covered withwax,paraffin,stearin,oil,rc	0	1 144	0	6 932
4811602090	Oth Paper coated,impregnated/coveredwth wax,paraffin,stearin,c	12 110	540 096	62 405	218 802
4811609010	Paper coated,impregnated/covered withwax,paraffin,stearin,oil,of	1 121	54 681	1 545	102 475
4811609090	Oth Paper coated,impregnated/coveredwith wax,paraffin,stearin,c	1 067	469 323	11 618	820 248
4811904100	Flooring covering a paper,cellulose wadd web of cell fibr roll<15cn	113 084	330 224	177 786	665 019
4811904900	Oth paper, paperboard,cellulose waddingweb of cell fibr roll<15cn	135 343	712 263	492 480	2 190 777
4811909100	Flooring covering a paper,cellulose wadd web of cell fibres,other s	2 346	10 682 697	388 627	4 855 897
4811909900	Oth paper, paperboard,cellulose waddingweb of cell fibres,other s	913 741	5 847 136	2 425 273	19 167 707
4812000000	Filter blocks,slabs&plates,of paper pulp	40 916	205 273	202 575	1 069 707
4813100000	Cigarette paper,in the form of bookletsor tubes	500	429 045	5 402	2 334 266
4813200000	Cigarette paper,in the form in rolls ofa width not exceeding 5 cm	193 253	1 373 144	640 624	5 529 852
4813901000	Cigarette paper,oth in the of booklets,tubes & in rolls,width <5 cm	10 195	196 146	100 777	1 024 694
4813909000	Cigarette paper,oth in the of booklets,tubes & in rolls	1 127 190	5 047 396	4 950 793	21 231 851
4814200000	Wallpaper&similar wall coverings,consist of peper coated wth a gr.	405 254	1 829 554	805 543	4 392 388
4814900000	window transparencies of paper	265 296	1 842 912	1 005 402	5 502 399
4816201000	Self-copy paper (other than of 48.09)inrolls of a width 25<oneside	0	12 236	0	28 632
4816209000	Other self-copy paper (other than of48.09)	1 102	33 065	18 846	96 176
4816901000	Carbon paper	2 636	60 730	2 042	141 743
4816902000	Other copying paper	0	22	0	283
4816904000	Heat transfer paper	105	1 306	157	17 314
4816909000	Other heat transfer paper & offsetplates of paper	166 364	345 258	486 443	1 559 479
4817100000	Envelopes	29 061	183 346	184 841	1 456 127
4817200000	Letter cards,plain postcards and correspondence cards	5 285	29 968	18 579	73 853
4817300000	Boxes,pouches,wallets & writingcompendiums,of paper or paperb	8 674	77 407	61 085	483 213
4818100000	Toilet paper	59 454	158 731	99 845	298 756
4818200000	Handkerchiefs,cleansing or facialtissues & towels	101 757	840 712	336 940	2 206 549
4818301000	Tablecloths	3 219	22 850	16 229	75 090
4818302000	Serviettes	85	5 048	470	16 945
4818500000	Articles of apparel & clothing, of paper pulp,paper	17 027	24 721	143 141	236 095
4818900000	Other articles of apparel & clothing, of paper pulp,paper	288 860	3 439 959	859 193	10 511 700
4819100000	Cartons,boxes & cases, of corrugatedpaper or paperboard	2 202 560	12 425 291	5 139 718	37 282 831
4819200000	Folding cartons,boxes&cases,of non-corrugated paper or paperbo:	2 356 829	13 490 754	5 737 116	43 341 039
4819300000	Sacks&bags,having a base of a width of40 cm or more	232 968	2 064 538	419 281	3 814 113
4819400000	Other sacks and bags, including cones	131 232	711 941	444 978	2 216 440
4819500000	Other packing containers,includ recordsleeves	383 902	2 642 891	1 453 020	10 168 206
4819600000	Box files,letter trays,storage boxes&similar articles,used in offices,	1 232 002	4 464 118	892 808	3 318 733
4820100000	Registers,account books,note books,order books,diaries &similar :	68 659	309 279	268 142	1 349 021
4820200000	Exercise books	66 350	547 689	90 102	658 860
4820300000	Binders(other than book covers),foldersand file covers	42 560	140 848	265 215	799 752
4820400000	Manifold business forms& interleavedcarbon sets	4 676	12 777	11 966	52 545
4820500000	Albums for samples or for collections	6 681	46 815	19 319	191 685
4820900000	Other exercise book,binders,manifold,albums	37 142	341 247	129 352	1 025 074
4821101000	Printed,labels of a kind for jewelery,incl objects personal carried ir	99 115	764 095	1 769 767	11 476 181
4821109000	Printed,oth labels of a kind for jewel,incl objects personal carried i	598 861	3 691 405	8 990 991	51 639 888
4821901000	Oth printed,labels of a kind for jewel,incl objects personal carried i	10 956	101 608	209 558	2 147 045
4821909000	Oth printed,oth labels of a kind for jewell incl objects personal cari	273 152	1 455 890	1 697 854	10 118 605
4822101000	Cone of pulp of a kind used for windingtextile yarn	20 275	127 349	32 305	205 876
4822109000	Bobbins,spools,cops&similar of pulp,othof a kind used for winding	285	2 314	6 017	51 603
4822901000	Oth Cone	90 211	467 240	103 444	587 117
4822909000	Other bobbins,spools,cops & similar	33 174	325 064	30 269	1 755 896
4823201000	Filter paper in rolls or sheets,instrips,rolls or sheets	104 354	1 039 205	654 676	5 490 436
4823209000	Othert filter paper in rolls or sheets	760 804	2 556 855	2 227 765	5 099 592
4823402100	Cardiograph recording paper	150	4 343	6 391	49 966
4823402900	Oth paper for electro-medical apparatus	3	604	108	16 183
4823409000	Oth rolls,sheets&dials,printed for self-recording apparatus	28 515	308 423	172 842	968 247
4823610000	Trays,dishes,plates,cups&the like,of paper or paperboard of bamb	711	711	1 318	1 318
4823690000	Trays,dishes,plates,cups&the like,ofpaper or paperboard of oth th.	58 659	356 383	249 014	1 412 190
4823700000	Mouldad or pressed articles of paperpulp	148 011	566 593	432 348	3 340 749
4823901000	Coconing frames for silk-worms	16	138	89	2 139
4823902000	Display cards for jewelery,incl objects personal carried in pocket,ii	0	1 187	0	4 695

I.3. IMPOR MENURUT KOMODITI / IMPORT BY HS COMMODITY

\*\*\* JUNI/JUNE 2012 \*\*\*

HS	Uraian Komoditi Commodity Description	Berat Bersih / Net Weight (Kg)		Nilai / Value C.I.F (US\$)	
		Bulan ini Current Month	Kumulatif Cum.Jan. to date	Bulan ini Current Month	Kumulatif Cum.Jan. to date
4823903000	Dia-cut polyethylene coated peperboard of a kind for manufacture	14 223	106 855	16 309	101 650
4823904000	Paper tube sats of kind used for the manufacture of fireworks	0	128	0	5 205
4823905100	Kraft paper, in rolls of a width of 209mm weight 150 g/m2 or less	1 541	3 155	18 283	46 490
4823905900	Kraft paper, in rolls of a width of 209 mOther weight	4 276	17 835	68 244	162 516
4823906000	Punched jacquard cards	186	272	543	753
4823907000	Fans & handsscreen	3 453	33 906	8 720	1 980 841
4823909200	Joss paper	159 147	796 120	270 015	1 376 036
4823909400	Cellulose wadding and webs of cellulosafibers, coloured or marbled	222	8 496	2 541	49 373
4823909500	Othetr floor coverings on a base of papePeperboard	0	5	0	329
4823909600	Oth, cut to shape other than rectangularor square	261	41 336	4 298	68 289
4823909900	Other, cut to size/shape, other than inStrips, rolls or sheets	586 510	2 177 121	1 536 404	6 411 861
4901100000	Printed books, brochures and similar prinin single sheets, whether	87 511	505 358	194 530	36 702 042
4901910000	Dictionaries and encyclopedias, and serialinstalments thereof	2 230	9 452	14 853	70 307
4901991000	Educational, technical, scientific, historical or cultural books	114 403	557 725	590 560	3 714 598
4901999000	Oth printed books, brochures, and similarprinted	127 767	1 012 657	987 287	7 751 661
4902100000	Newspapers, journals & periodicals appearing at least four times a w	0	786	0	6 326
4902901000	Newspapers, journals & periodicalsOth appearing at least four time	42	87	3 534	3 985
4902909000	Other newspapers, journals & periodicals	10 428	65 192	84 038	375 698
4903000000	Childrens picture, drawing or coloringbooks.	873	2 908	2 273	14 211
4904000000	Music, printed or in manuscript, whetheror not bound or illustratec	5 896	13 839	57 661	324 304
4905100000	Globes	606	7 089	1 652	55 095
4905910000	Maps & hydrographic/similar chartsof all kinds, in book form	8	197	54	2 922
4905990000	Other maps&hydrographic or similarcharts of all kinds	164	2 996	3 854	57 545
4906001000	Plans&drawings, including photographicreproductions on sensitise-	5	584	29	5 259
4906009000	Plans&drawings, including photographicreproductions on carbon c	5 610	21 006	8 352	161 785
4907001000	Banknotes, being legal tender	25	372	5 178	16 177
4907002100	Postage stamps, unused	138	437	122 900	2 564 936
4907002900	ravanue and similar stamps, unused	65	1 185	148 690	1 288 106
4907004000	Stock, share/bond certificates&similar documents of title; cheque fi	23	437	3 537	5 204
4907009000	other similar stamps of current/newissue in the country in which t	1 265	8 408	37 374	570 651
4908100000	Transfers (decalcomanias), vitrifiable	24 404	130 605	436 029	3 018 182
4908900000	Other transfers (decalcomanias), vitrifiable	24 651	225 297	622 504	4 071 565
4909000000	Printed/illustrated postcards, cardgreetings, messages/announcen	308	12 062	2 385	35 865
4910000000	Calendars of any kind, printed, includingcalendar blocks.	25 854	32 575	32 301	78 582
4911101000	Catalogues listingonly educationhistorical or cultural books&public	22 130	146 748	234 358	994 375
4911109000	Oth trade advertising material, commercial catalogues and the like	59 950	269 871	698 394	2 778 713
4911912100	Wall pictures, anatomical or botanicaldiagrams and charts	0	541	0	2 802
4911912900	Other wall picture & diagrams for instructional purposes	7 584	18 218	48 174	144 289
4911913100	Printed picture & photograph, anatomical/botanical diagram/chart	0	388	0	1 726
4911913900	Oth printed picture & photographo anatomical/botanical diagra	963	8 382	2 606	22 287
4911919000	Other picture, designs & photograph	27 411	109 950	78 003	506 253
4911991000	Printed card for jewellery, small objectpersonal adorenment/article	81	2 196	452	30 510
4911992000	Printed labels for explosives	60	416	1 104	7 186
4911993000	Educational, technic, scientific, historical cultural printed on a set o	303	1 116	2 831	16 884
4911999000	Oth printed card, printed labels, educational printed on a set of car	36 031	358 417	367 888	3 060 865
5001000000	Silkworm cocoons suitable for reeling.	0	972	0	3 156
5003000000	Silk waste (incl. cocoons unsuitable forreeling, yarn waste&garnet)	96	96	1 010	1 010
5004000000	Silk yarn(oth than yarn spun from silkwaste) not put up for retail s;	5 444	78 915	35 591	279 381
5005000000	Yarn spun from silk waste, not put up for retail sale.	450	36 494	3 452	207 417
5006000000	Silk yarn & yarn spun from silk waste, put up for retail sale:silk-wor	0	2	0	3
5007101000	Fabrics of noil silk: printed by thetraditional batik process	239	2 593	1 968	59 446
5007109010	Fabrics of noil silk: oth printedtraditional batik process	0	7 828	0	123 235
5007109090	Other fabrics of noil silk	1	784	9	21 775
5007209010	Oth fabrics, containing >= 85% by weightof silk; printed bleached c	435	632	11 483	13 810
5007209090	Oth fabrics, containing >= 85% by weightof silk; other	6 701	49 291	63 620	656 582
5007901000	Oth fabrics; containing < 85% by weightof silk printed traditional k	8	127	414	3 130
5007909010	Oth fabrics; containing < 85% by weightof silk ,bleached or unblea	0	7	0	161
5007909090	Oth fabrics; containing < 85% by weightof silk	505	1 465	30 958	91 737
5101110000	Shorn wool, not carded/combed, greasy, including fleece-washed v	0	120 535	0	3 988 533
5101190000	Oth Shorn wool, not carded/combed, greasy, including fleece-washc	62	1 521	1 352	44 132
5101290000	Other Shorn wool, not carded/combed, degreased not carbonised	0	2	0	14
5101300000	Wool, not carded/combed. Carbonised	0	14	0	195
5102200000	Coarse animal hair, not carded/combed	0	4 056	0	30 812
5103100000	Noils of wool/of fine animal hair incl.yarn waste but exclude garne	5 450	5 450	62 336	62 336
5105100000	Carded wool	37 261	94 204	124 948	475 302
5105210000	Combed wool in fragments	0	110	0	3 759
5105290000	Combed wool not in fragments	81 875	620 629	875 337	7 772 802
5105310000	Fine animal hair, carded/combedof kashmir (cashmere) goats	0	121	0	23 443
5105390000	Fine animal hair, carded/combedOther of goats	0	6	0	8
5105400000	Coarse animal hair, carded/combed	0	1 068	0	3 375
5106100000	Yarn, carded wool > 85% by weight not putup for retail sale	19 405	99 200	424 345	1 875 123

I.3. IMPOR MENURUT KOMODITI / IMPORT BY HS COMMODITY

\*\*\* JUNI/JUNE 2012 \*\*\*

HS	Uraian Komoditi Commodity Description	Berat Bersih / Net Weight (Kg)		Nilai / Value C.I.F (US\$)	
		Bulan ini Current Month	Kumulatif Cum.Jan. to date	Bulan ini Current Month	Kumulatif Cum.Jan. to date
5106200000	Yarn,carded wool < 85% by weight not putup for retail sale	13 685	192 816	179 557	3 074 941
5107100000	Yarn,combed wool > 85% by weight not putup for retail sale	5 779	16 528	55 082	150 431
5107200000	Yarn,combed wool < 85% by weight not putup for retail sale	3 851	15 346	100 965	263 497
5108200000	Yarn of fine animal hair not put up for retail sale, combed	1 693	1 693	51 959	51 959
5109100000	Yarn,wool/animal hair > 85% by weight,for retail sale	4 663	81 703	57 519	2 631 082
5109900000	Yarn,wool/animal hair < 85% by weight,for retail sale	0	18	0	264
5111111000	Woven fabric,carded,wool/animal hair>85%weight < 300 g/m;prin	0	396	0	10 945
5111119000	Woven fabric,carded,wool/animal hair>85%weight < 300 g/m;oth	4 659	23 620	123 697	611 691
5111199000	Woven fabric,carded,wool/animal hair>85%weight>300 g/m;oth p	3 255	3 581	59 077	79 052
5111200000	Other, mixed mainly or solely withman-made filaments	567	34 130	12 993	547 776
5111300000	Other, mixed mainly or solely withman-made staple fibres	25 358	116 279	178 221	1 637 428
5111900000	Other woven fabrics of carded wool orcarded fine animal hair	4 285	10 273	28 598	51 818
5112111000	Woven fabric,combed wool/animal hair>85%weight<200 g/m;prin	305	305	3 661	3 661
5112119000	Woven fabric,combed wool/animal hair>85%weight<200 g/m;oth	60 889	316 780	2 327 254	11 151 782
5112191000	Woven fabric,combed wool/animal hair>85%weight>200 g/m;prin	61 542	171 354	1 276 013	3 070 736
5112199000	Woven fabric,combed wool/animal hair>85%weight>200 g/m;oth	10 809	28 548	477 879	928 571
5112200000	Oth woven fabric,combed wool/animal hairmix mainly/solely wth	46 767	116 303	1 524 172	3 852 278
5112300000	Oth woven fabric,combed wool/animal hairmix mainly/solely with	833	56 548	26 589	1 257 531
5112900000	Oth woven fabric,combed wool or of fineanimal hair.	51 421	218 548	777 750	3 765 364
5113000000	Woven fabrics of coarse animal hair or ohorse hair	51	1 748	472	20 148
5201000000	Cotton, not carded/combed.	40 246 589	299 478 722	92 064 874	712 768 515
5202100000	Yarn waste (including thread waste)	0	121	0	888
5202910000	Garnetted stock	0	2	0	19
5202990000	Cotton waste,not garnetted stock	15 090	91 314	118 302	561 307
5203000000	Cotton, carded/combed.	387 883	801 427	616 411	2 633 841
5204110000	Cotton sewing thread,not for retail salecotton weight >=85%	23 449	536 686	252 337	2 236 460
5204190000	Cotton sewing thread,not for retail salecotton weight < 85%	61 904	328 358	586 587	3 185 393
5204200000	Cotton sewing thread, wether for sale	53 599	275 998	78 213	343 588
5205110000	Single yarn,of uncombed fibres measuring> 714.29 decitex, cotton	133 863	1 317 627	338 531	5 652 860
5205120000	Single yarnof uncombed fibres measuring232.58<decitex<714.29 ,	200 543	2 345 330	997 545	8 720 186
5205130000	Single yarnof uncombed fibres measuring192.31<decitex<232.56 ,	8 631	382 031	32 831	1 464 559
5205140000	Single yarnof uncombed fibres measuring125<decitex<192.32 , co	38 474	351 195	256 622	2 289 103
5205150000	Single yarn,of uncombed fibres measuring< 125 decitex, cotton >8	0	58	0	516
5205210000	Single yarn,of combed fibres measuring>714.29 decitex, cotton > {	31 950	152 721	163 107	647 938
5205220000	Single yarn,of combed fibres measuring 232.56<decitex<714.29 , c	94 520	572 911	408 520	2 256 879
5205230000	Single yarn,of combed fibres measuring192.31<decitex<232.56 co	406 612	2 628 021	1 581 136	10 141 811
5205240000	Single yarn,of combed fibres measuring125<decitex <192.31 , cott	242 258	1 836 208	888 922	6 532 337
5205260000	Single yarn,of combed fibres measuring106.38<decitex< 125 , cott	189	4 384	2 805	22 221
5205280000	Single yarn,of combed fibres measuring< 83.33 decitex, cotton > 8	0	4 762	0	37 372
5205310000	Multiple yarn,of uncombed fibres measuring>714.29 decitex,cotton	13 410	30 022	96 551	293 640
5205320000	Multiple yarn,of uncombed fibres measure232.56<decitex<714.29	0	27 260	0	112 102
5205330000	Multiple yarn,of uncombed fibres measure192.31<decitex<232.31	0	67	0	3 115
5205410000	Multiple yarn,of combed measuring714.29 decitex/more, cotton >	70 607	372 093	164 142	789 731
5205420000	Multiple yarn,of combed measuring232.56<decitex<714.29,cottor	15 819	272 736	88 340	1 265 781
5205440000	Multiple yarn,of combed measuring125<decitex< 192.31, cotton >	14 807	208 471	123 917	1 792 030
5205480000	Multiple yarn,of combed measuring< 83.33 decitex, cotton >85%	0	31 120	0	262 652
5206110000	Single yarn of uncombed fibres,measuring>714.29or decitex, cottc	82 583	291 965	544 796	1 521 073
5206120000	Single yarn of uncombed fibres,measuring232.56<decitex<714.29	0	20 924	0	77 897
5206140000	Single yarn of uncombed fibres,measuring125< decitex < 192.31 , c	0	10 500	0	36 705
5206220000	Single yarn, of combed fibres, measuring232.56<decitex<714.29 ,c	423 995	1 308 815	1 632 745	4 871 827
5206230000	Single yarn, of combed fibres, measuring192.31< decitex <232.56 ,	892	65 604	3 885	243 493
5206240000	Single yarn, of combed fibres, measuring125<decitex< 192.31 ,cot	414	11 875	828	70 277
5206320000	Multiple yarn,of uncombed measuring232.56<decitex< 714.29,cot	2 715	5 969	59 277	89 665
5206330000	Multiple yarn,of uncombed measuring192.31<decitex<232.56,cott	2 090	2 125	19 121	19 597
5206340000	Multiple yarn,of uncombed measuring125 <decitex< 192.31,cotto	0	17	0	9
5206420000	Multiple yarn,of combed fibres measuring232.56 <decitex< 714.29	11 771	16 477	119 262	165 726
5206440000	Multiple yarn,of combed fibres measuring125 <decitex< 191.31,ct	660	8 438	4 217	118 067
5206450000	Multiple yarn,of combed fibres measuring< 125 decitex cotton < 8	0	3	0	42
5207100000	Cotton yarn(oth sewing thread) retail sale,>=85% cotton by weight	41 174	111 337	190 634	772 553
5207900000	Cotton yarn(oth sewing thread) retail sale, < 85% cotton by weight	3 023	25 235	30 321	230 180
5208110000	Woven fabrics of cotton, unbleachedweighing <= 100 g/m, >=85%	290 608	1 265 349	2 523 070	11 130 311
5208120000	Woven fabrics of cotton, unbleached100<weighing<200 g/m, >=85%	81 370	797 526	1 000 227	8 796 869
5208130000	Woven fabrics cotton,unbleached,3or4thread twill ,<200g/m,>=85%	2 193	43 709	21 656	470 366
5208190000	Oth Woven fabrics cotton, unbleach,<200g/m,>=85%of cotton	545 204	3 359 672	5 459 785	39 348 119
5208210000	Woven fabrics of cotton,bleached,pleinweeve,weighing<100g/m,>	163 401	1 128 925	1 018 370	6 779 321
5208220000	Woven fabrics of cotton,bleached,pleinweave,100<weigh<200 g/n	187 048	913 301	1 672 476	8 007 707
5208230000	Woven fabrics cotton,bleached,3/4 threadtwill ,weighing<200g/m	0	597	0	9 340
5208290000	Other Woven fabrics cotton,bleached,<200g/m,>=85%of cotton	305 746	1 785 145	3 634 373	18 573 419
5208310010	Woven fabrics cotton,dyed,voille/chemivoille,weight <100 g/m,>={	704	17 161	22 480	407 075
5208310020	Woven fabrics of cotton,dyed,cambrics100<weigh<200 g/m, >=85%	0	23	0	440
5208310090	Other woven fabrics of cotton,dyed,weighing<200 g/m, >=85%of c	110 875	722 882	1 264 780	7 680 940

## I.3. IMPOR MENURUT KOMODITI / IMPORT BY HS COMMODITY

\*\*\* JUNI/JUNE 2012 \*\*\*

HS	Uraian Komoditi Commodity Description	Berat Bersih / Net Weight (Kg)		Nilai / Value C.I.F (US\$)	
		Bulan ini Current Month	Kumulatif Cum.Jan. to date	Bulan ini Current Month	Kumulatif Cum.Jan. to date
5208320000	Woven fabrics of cotton,dyed,plain weave ,weight <100 g/r	726 879	3 971 872	9 901 671	51 281 036
5208330000	Woven fabrics,dyed, 3-thread/4-threadtwill,weighing<200 g/m, >=	480	87 022	11 892	1 621 765
5208390000	Other woven fabrics of cotton,dyed,weighing<200 g/m, >=85%of c	94 881	1 003 448	1 106 525	12 144 824
5208410010	String Woven fabrics, cont>=85% ofcotton,of diff colour yarn, weig	1 133	5 141	12 888	66 646
5208410090	Oth woven fabrics, cont >=85% of cotton,of diff colour yarn, weigh	22 642	170 769	305 474	2 236 905
5208420010	String Woven fabrics,cont >=85%, cottonof diff colour yarn, weigh	582	19 965	7 646	361 302
5208420090	Oth Woven fabrics, cont >= 85% of cottonof diff colour yarn, weigh	754 833	4 584 535	11 370 075	63 220 682
5208430000	3-thread/4-thread twill, including cross weighing > 100 g/m,>=85%	108 638	512 394	1 148 673	5 660 961
5208490000	Other fabrics of different color,weighing<200 g/m, >=85%of cottor	24 940	132 951	262 580	1 235 346
5208511000	Plain weave,weinghing <=100g/m2printed by the traditional batik	0	2 192	0	20 285
5208519000	Plain weave,weinghing <=100g/m3, notprinted by the traditional b	44 180	56 296	415 589	572 681
5208521000	Plain weave,weinghing >100g/m2printed by the traditional batik p	0	43 344	0	95 876
5208529000	Plain weave,weinghing >100g/m3, notprinted bythe traditional ba	61 337	225 484	587 567	2 557 054
5208591000	Other fabrics; printed by traditionalbatik process,<200 g/m, >=85%	0	301	0	505
5208599000	Other fabrics; not printed traditionalbatik process,<200 g/m, >=85	18 380	125 486	166 875	1 093 819
5209110000	Plain weave,unbleached cont.>=85% of cotton, weight >200 g/m2	217 159	1 268 759	2 148 690	11 937 659
5209120000	3-thread/4-thread twill,unbleached,>=85% of cotton, weight > 200	0	14 530	0	147 492
5209190000	Other fabrics unbleached,>=85% cotton,weighing > 200 g/m2	415 074	4 062 941	3 991 378	39 395 300
5209210000	Woven fabric bleached ,Plain weave >=85%cotton, weighing > 200	1 782	35 003	16 974	250 171
5209220000	3-thread/4-thread twill,bleached,>=85%weighing>200g/m	3	10 011	5	70 007
5209290000	Other woven fabric bleached ,cont 85%of cotton weight > 200 g/r	91 751	562 327	1 437 301	7 128 927
5209310000	Woven fabrics dyed, plain weave,cont.85%of cotton, weight > 200	241 509	1 726 994	2 495 347	17 597 145
5209320000	3or4 thread icl cross twill,dyed,>= 85%,weight>200g/m	213 480	1 495 852	1 961 486	12 674 119
5209390000	Other woven fabrics,dyed, cont.85% of cotton,weight > 200 g/m2	402 320	2 269 635	2 918 868	18 869 001
5209410000	Woven fabrics of yarn different colours,plain weave,>=85% cotton	3 088	28 485	30 254	355 723
5209420000	Woven fabrics of yarn different colours,denim,>=85% cotton, weig	344 453	2 648 257	1 925 453	14 981 840
5209430000	3/4 thread twill,yarn different colours,plain weave,>=85% cttin, wg	2 957	17 816	26 675	201 444
5209490000	Other woven fabrics of yarn differentcolours,>=85% cttin, wght>20	149 728	1 034 924	820 846	7 540 190
5209519000	Woven fabrics, plain weave, not printedby batik process,>=85% ct	4 188	17 714	41 943	185 571
5209529000	3or4 thread twill,not printed by batikprocess,>=85% cttin, wght>20	111	28 015	1 978	330 069
5209591000	Other woven fabrics, printed by batikprocess,>=85% cttin, wght>20	1	7 362	1	69 106
5209599000	Other woven fabrics, not printed bybatik process,>=85% cttin, wgh	4 954	23 881	49 982	244 814
5210110000	Woven fabric,unbleached; plain weave< 85% cotton,weight<200g/	729 783	3 701 503	5 031 215	29 202 745
5210190000	Other woven fabric,unbleached; plainweave < 85% cotton,weight<	331 842	2 398 658	3 143 463	21 854 222
5210210000	Woven fabric,bleached; plain weave< 85% cotton,weight<200g/m	26 067	136 930	198 344	1 990 568
5210290000	Other woven fabric,bleached; plain weave< 85% cotton,weight<20	2 137	12 577	51 936	251 658
5210310000	Woven fabric,dyed; plain weave< 85% cotton,weight<200g/m2:	137 677	735 833	2 113 773	13 232 757
5210320000	Woven fabric,dyed;3/4-thread twill inclcross twill,< 85% cotton,we	0	27 344	0	396 729
5210390000	Other woven fabric,dyed; < 85% cotton,weight<200g/m2:	30 301	219 673	558 295	4 229 722
5210410010	String weave,of yarn of different colour< 85% cotton,weight<200g	1 684	14 423	28 811	303 026
5210410090	Woven fabric,different colour,not string weave,< 85% cotton,weig	80 741	251 534	1 136 390	3 841 759
5210490000	Other woven fabric,different colour,plain weave,< 85% cotton,wei	0	53 032	0	606 366
5210519000	Woven fabric,plain weave, not printed bybatik process,< 85% cott	536	19 917	11 277	134 625
5210591000	Other woven fabric,printed by batikprocess,< 85% cotton,weight<	0	11 222	0	172 444
5210599000	Other woven fabric,not printed by batikprocess,< 85% cotton,weig	122 064	497 120	375 395	3 171 011
5211110000	Woven fabric,unbleached;plain weave,< 85% cotton,weight>200g/	16 796	31 022	178 169	410 657
5211120000	Woven fabric,3/4 thread twill,unbleached,<85% cttin, weight>200g	1 920	6 020	27 845	76 440
5211190000	Other woven fabric,unbleached,< 85% cotton,weight>200g/m2	188 026	1 727 246	1 774 860	13 875 686
5211200000	Woven fabric,bleached;,< 85% cotton,weight>200g/m2	1 225	2 057	69 882	106 425
5211310000	Woven fabric,dyed;plain weave,< 85% ofcotton,weight>200g/m2	13 925	122 340	192 476	1 406 982
5211320000	Woven fabric,3/4 thread twill,dyed,< 85%of cotton,weight>200g/r	10 374	313 633	95 702	2 151 951
5211390000	Other woven fabric,dyed;< 85% of cotton,weight>200g/m2	176 412	1 171 183	1 432 270	8 911 856
5211410010	String weave,of yarn of different colour< 85% cotton,weight>200g	0	1 927	0	20 374
5211410090	Woven fabric,different colour,not string weave,< 85% cotton,weig	18 100	111 555	38 896	423 028
5211420000	Woven fabric,different colour,denim,< 85% cotton,weight>200g/n	480 895	1 623 169	1 491 275	4 611 373
5211430000	Oth fabrics of 3-thread/4-thrd,<85%of co,weight>200g/m2	3 015	3 015	26 729	26 729
5211490000	Oth fabrics of different colours< 85% cotton,weight>200g/m2	170 513	547 980	1 242 367	3 955 041
5211519000	Woven fabric,plain weave,not printed bybatik procs,< 85% cotton,	0	57	0	613
5211521000	3-thre/4-thread twill,printed by batik< 85% cotton,weight>200g/r	0	1	0	5
5211529000	3-thre/4-thread twill, not printed bybatik< 85% cotton,weight>200	0	61	0	1 871
5211591000	Other Woven fabric,printed by batik< 85% cotton,weight>200g/m.	0	299	0	5 413
5211599000	Other Woven fabric,not printed by batik< 85% cotton,weight>200g	67 431	397 777	522 635	2 898 626
5212110000	Oth wovenfabric ofcotton weight<=200g/m2unbleached	23 368	142 068	365 357	1 687 541
5212120000	Oth wovenfabric ofcotton weight<=200g/m2bleached	14 221	94 073	40 501	281 150
5212130000	Oth wovenfabric ofcotton weight<=200g/m2dyed	7 183	140 569	66 560	1 401 452
5212140000	Oth wovenfabric ofcotton weight<=200g/m2of yarns of different	245 330	1 201 001	1 691 916	8 407 132
5212151000	Oth wovenfabric ofcotton weight<=200g/m2printed by the traditi	0	595	0	6 435
5212159000	Oth wovenfabric ofcotton weight<=200g/m2not printed by traditi	83	4 168	652	32 324
5212210000	Oth wovenfabric ofcotton weight>200g/m2unbleached	521 274	2 509 629	4 062 465	25 208 374
5212220000	Oth wovenfabric ofcotton weight>200g/m2bleached	0	2 419	0	30 052
5212230000	Oth wovenfabric ofcotton weight>200g/m2dyed	108	6 005	12 109	116 617

I.3. IMPOR MENURUT KOMODITI / IMPORT BY HS COMMODITY

\*\*\* JUNI/JUNE 2012 \*\*\*

HS	Uraian Komoditi Commodity Description	Berat Bersih / Net Weight (Kg)		Nilai / Value C.I.F (US\$)	
		Bulan ini Current Month	Kumulatif Cum.Jan. to date	Bulan ini Current Month	Kumulatif Cum.Jan. to date
5212240000	Oth wovenfabric ofcotton weight>200g/m2of yarns of different c	0	36	0	420
5212259000	Oth wovenfabric ofcotton weight>200g/m2not printed by traditio	962	3 640	32 498	67 392
5301100000	Flax, raw/retted	8	6 301	65	33 103
5303100000	Jute & oth textile bast fibres, raw/retted	245 659	1 430 305	370 106	2 169 327
5303900000	Jute & oth textile bast fibres,not raw/retted	0	9	0	1 422
5305001000	Sisal & oth textile fibres of the genusageve; tow & waste of these f	136 000	693 205	167 696	752 526
5305002011	Textile fibres Of coconut (coir), raw	0	25 020	0	42 724
5305002021	Textile fibres Of abaca; Raw	0	108 749	0	91 030
5305009090	Textile fibres; other of ramie	52 000	52 000	50 050	50 050
5306100000	Single flax yarnflax yarn	394	2 413	15 104	29 529
5306200000	Multiple (folded)/cabled flax yarn	0	5 502	0	248 677
5307100000	Single yarn of jute/of oth textile bastof heading 53.03.	59 023	259 959	48 364	224 747
5307200000	Multiple (folded)/cabled of jute/ othfibres bast fibres of heading 5	1 063 355	7 932 263	971 900	7 418 189
5308100000	Coir yarn	0	55	0	1 667
5308901000	Paper yarn	0	12	0	143
5308909000	Other yarn of other vegetable textile fi	0	66 824	0	199 658
5309111000	Woven fabrics of flax cont>=85%by weightunbleached or not; prin	0	4 000	0	87 157
5309119000	Woven fabrics of flax cont>=85%by weightunbleached or not;not p	15	20 186	716	402 834
5309191000	Other Woven fabrics,flax cont>=85%byweight;print by traditional l	1 272	22 794	41 512	454 287
5309199000	Other Woven fabrics,flax cont>=85%weightnot print by traditional	767	44 578	29 312	1 132 272
5309211000	Woven fabrics of flax cont<85% by weightunbleached or not; print	0	21 372	0	360 294
5309219000	Woven fabrics of flax cont<85% by weightunbleached or not; not p	12	4 823	239	68 652
5309291000	Woven fabrics of flax cont<85% by weightoth;printby the traditio	0	4 847	0	92 306
5309299000	Woven fabrics of flax cont<85% by weightoth; not printed by the t	1 602	32 157	31 109	553 783
5310100010	Woven fabrics of jute or of oth textileUnbleached; plain	0	203 426	0	251 130
5310100090	Woven fabrics of jute or of oth textileUnbleached; other plain	1	9	1	22
5310901000	Other woven fabrics of jute/oth textilehead 53.03,printed by tradi	0	2 649	0	59 295
5310909000	Other woven fabrics of jute/oth textilehead 53.03, not printed by l	0	3 590	0	42 922
5311001000	Woven fabrics of oth vegetable textilefibres&paper yarn; print by l	0	3 509	0	37 562
5311009000	Woven fabrics of oth vegetable textilefibres&paper yarn; not print	25 719	82 740	77 631	623 736
5401101000	Sewing thread of man-made filment ofsynthetic filaments; for reta	10 152	65 576	109 647	807 670
5401109000	Sewing thread of man-made filment ofsynthetic filaments; not for r	267 852	1 749 171	1 409 785	8 612 766
5401201000	Sewing thread of man-made filment ofartificial filaments; for retail	817	3 695	5 136	20 901
5401209000	Sewing thread of man-made filment ofartificial filaments;not for re	13 581	87 216	84 031	680 661
5402110000	Synththatic filamentyarn (oth than sewingHigh tenacity yarn of nylc	8 701	70 499	193 059	1 781 573
5402190000	Synththatic filamentyarn (oth than sewingHigh tenacity yarn of nylc	440 256	2 463 379	2 488 117	14 240 627
5402200000	Synththatic filamentyarn (oth than sewingHigh tenacity yarn of poly	1 089 096	5 326 066	2 758 181	15 242 912
5402310000	Textured yarn of nylon/oth polyamidesmeasuring single yarn <= 5f	254 775	1 520 243	1 804 682	10 796 304
5402320000	Textured yarn of nylon/oth polyamidesmeasuring single yarn > 5f	73 861	273 943	311 492	1 184 076
5402330000	Textured yarn of polyesters	2 566 144	12 038 305	6 692 920	29 945 375
5402340000	Textured yarn of polypropylene syntheticfilament	181 435	864 975	433 284	2 126 120
5402390000	Other texture synthetic filament yarn	39 806	285 558	171 544	1 007 086
5402440000	Oth yarn, single, with a twist or not<50turn/m; elastomeric	659 919	3 754 280	4 389 427	22 622 574
5402450000	Oth yarn, single, with a twist or not<50turn/m; oth, of nylon/oth p	431 058	1 917 903	1 640 241	7 506 570
5402460000	Oth yarn, single, with a twist or not<50turn/m; oth, of polyesters,p	1 734 942	12 401 604	2 987 799	22 365 583
5402470000	Oth yarn, single, with a twist or not<50turn/m; oth, of pollester	2 306 352	12 478 035	5 363 468	30 030 369
5402480000	Oth yarn, single, with a twist or not<50turn/m; oth, of polipropiler	330 704	1 835 609	657 411	3 312 363
5402490000	Oth yarn, single, oth thn, of elast, nylpolyester,polypropylene,<=5f	380 859	2 692 752	2 499 850	15 624 004
5402510000	Oth yarn, single, with a twist or not>50turn/m; of nylon or oth pol	10 022	55 491	102 931	431 620
5402520000	Oth yarn, single, with a twist or not>50turn/m; of nylon or oth pol	20 684	227 022	79 721	547 881
5402591000	Oth yarn, single, with a twist or not>50turn/m; other; of polyprop	0	5 524	0	33 699
5402599000	Oth yarn, single, with a twist or not>50turn/m; other; other	994	30 626	6 353	144 770
5402610000	Oth yarn, multiple or cableof nylon or polyamides	85 660	316 207	424 270	1 744 828
5402620000	Oth yarn, multiple or cableof polyesters	165 609	730 393	1 235 060	4 927 625
5402691000	Oth yarn, multiple or cableof other : polypropylena	105 122	321 886	184 931	612 413
5402699000	Oth yarn, multiple or cableof other : oth than polypropylena	81 293	388 718	222 012	1 255 683
5403100000	Artificial filament yarn (not sewing)high tenacity yarn of viscoso r;	14 453	33 727	89 052	418 326
5403311000	Artificial filament yarn,oth yarn,singleof viskosa twist/not <120 tur	0	564 922	0	1 840 300
5403319000	Artificial filament yarn,oth yarn,singleof viskosa twist/not <120 tur	75 263	486 510	271 427	1 762 594
5403329000	Artificial filament yarn,oth yarn,singleof viskosa twist/not >120 tur	0	4 503	0	32 265
5403339000	Artificial filament yarn,oth yarn,singleof cellulose acetate: oth text	12 144	12 144	120 226	120 226
5403391000	Artificial filament yarn,oth yarn,singleof other : textured yarn	49	17 469	1 043	97 745
5403399000	Artificial filament yarn,oth yarn,singleof other : oth textured yarn	34 878	199 741	87 238	513 305
5403411000	Artificialfilament yarn,oth yarn,multipleor cable: of viscoso rayon;t	3	13	43	272
5403419000	Artificialfilament yarn,oth yarn,multipleor cable: of viscoso rayon; c	80 846	460 006	421 906	2 298 810
5403421000	Artificialfilament yarn,oth yarn,multipleorcable: ofcelluloseacetat;t	0	5	0	8
5403429000	Artificialfilament yarn,oth yarn,multipleorcable: ofcelluloseacetat;t	30 439	112 721	175 925	1 227 877
5403491000	Artificialfilament yarn,oth yarn,multipleorcable: of other ; textured	0	122	0	500
5403499000	Artificialfilament yarn,oth yarn,multipleorcable: of other ; oth text	56 109	197 737	182 326	844 633
5404110000	Synth monfilament of elastomeric >=67decitex,dimension<=1mm,	38 558	179 335	143 046	726 429
5404120000	Synth monfilament oth ofpolypropyllne>=67decitex,dimension<=1n	0	131 951	0	349 851

## I.3. IMPOR MENURUT KOMODITI / IMPORT BY HS COMMODITY

\*\*\* JUNI/JUNE 2012 \*\*\*

HS	Uraian Komoditi Commodity Description	Berat Bersih / Net Weight (Kg)		Nilai / Value C.I.F (US\$)	
		Bulan ini Current Month	Kumulatif Cum.Jan. to date	Bulan ini Current Month	Kumulatif Cum.Jan. to date
5404190000	Synth monofilament other >=67decitexdimension<=1mm, width<=5	112 736	885 814	495 971	5 944 790
5404900000	Synthetics other than filaments exceeds<1 mm, width <= 5 mm	140 713	849 239	174 452	1 107 352
5405000000	Artificial monofilament >=67 decitexno cross-sect,dim>=1mm,strip	55	287	895	6 051
5406000000	Man-made filament yarn(oth than sewingthread) put up for retail	1 114	20 239	16 504	164 162
5407102010	Woven fabrics of synt filament yarn fromhigh of nylon/oth :tyre fa	168	61 343	2 432	269 117
5407102090	Woven fabrics of synt filament yarn fromhigh of nylon/oth : tyre fa	61 674	443 247	1 212 928	8 499 440
5407109010	Woven fabrics of synt filament yarn fromhigh of nylon/oth : other	17 989	120 350	163 812	1 161 343
5407109090	Woven fabrics of synt filament yarn fromhigh of nylon/oth : other	140 351	492 299	1 255 050	4 890 103
5407200000	Woven fabrics of synt filament yarnwoven fabricsobtained from st	97 847	389 967	313 440	1 236 518
5407300000	Woven fabrics of synt filament yarnfabrics specified in nota 9to se	270	33 943	10 403	541 644
5407411000	Woven nylon mesh fabric of untwistedweight >=85% of flmnt of n	41 716	316 743	183 513	1 223 774
5407419000	Oth woven nylon mesh fabric of untwistedweight >=85% of flmnt i	833 359	3 376 836	3 803 991	18 518 956
5407420000	Woven fabrics of synt filament yarn fromnylon cont >85% ; dyed	422 509	2 473 782	6 848 491	42 325 820
5407430000	Woven fabrics of synt filament yarn fromnylon cont>85% ;of yarno	587	1 050	10 572	16 876
5407440000	Woven fabrics of synt filament yarn fromnylon cont >85% ; printe	917	26 334	27 452	559 261
5407510000	Woven fabrics of synt filament yarn frompolyester cont >85% ; un	837 631	5 308 073	5 858 895	39 013 304
5407520000	Woven fabrics of synt filament yarn frompolyester cont >85% ; dy	1 619 232	9 231 743	16 020 156	95 836 600
5407530000	Woven fabrics of synt filament yarn frompolyester cont >85% ; ofy	17 733	170 971	73 445	736 497
5407540000	Woven fabrics of synt filament yarn frompolyester cont >85% ; pri	148 464	722 199	1 841 808	8 597 809
5407610010	Oth woven fabrics,cont>=85% of by weightofnontextured polyst fi	1 458 498	4 806 336	9 575 536	36 867 701
5407610090	Oth woven fabrics,cont>=85% of by weightofnontextured polyst fi	987 788	6 169 237	5 054 272	34 687 318
5407690010	Oth woven fabrics,cont>=85% of by weightof polyst filamnt: unble	484 309	2 644 783	3 947 680	23 614 001
5407690090	Oth woven fabrics,cont>=85% of by weightof polyst filamnt: other	480 499	3 929 386	5 878 919	45 786 098
5407710000	Oth woven fabrics,cont>=85% of by weightof synthet filamnt:unbl	324 451	1 516 772	2 067 127	9 277 235
5407720000	Oth woven fabrics,cont>=85% of by weightof synthet filamnt: dyc	73 456	590 320	622 669	5 472 729
5407730000	Oth woven fabrics,cont>=85% of by weightof synthet filamnt: of y	10 849	19 146	56 181	124 503
5407740000	Oth woven fabrics,cont>=85% of by weightof synthet filamnt: prin	2 384	198 316	42 729	721 656
5407810000	Oth woven fabrics,cont<85% of by weightof synthet filamnt-mixec	13 763	49 019	116 232	370 429
5407820000	Oth woven fabrics,cont<85% of by weightof synthet filamnt-mixec	114 933	581 825	1 058 936	4 849 860
5407830000	Oth woven fabrics,cont<85% of by weightof synthet filamnt-mixec	379	93 881	726	234 188
5407840000	Oth woven fabrics,cont<85% of by weightof synthet filamnt-mixec	2 706	35 012	35 116	476 098
5407910000	Woven fabrics of synt filament yarn ofother woven fabric; unbleac	54 105	278 890	429 676	1 809 551
5407920000	Woven fabrics of synt filament yarn ofother woven fabric; dyed	108 259	525 822	937 229	5 393 043
5407930000	Woven fabrics of synt filament yarn ofother woven fabric;of yarn c	753	8 118	25 856	88 172
5407940000	Woven fabrics of synt filament yarn ofother woven fabric; printed	1 665	21 691	24 844	206 233
5408100010	Woven fabrics ofartificial filament yarnfromhigh tenacity yarnof vis	14 236	68 464	190 262	802 632
5408100090	Woven fabrics ofartificial filament yarnfrom high tenacity yarn of \	194 818	902 209	1 902 998	7 798 505
5408210000	Woven fabrics ofartificial filament yarncont >85% weight : umblea	12 621	75 491	148 670	1 157 892
5408220000	Woven fabrics ofartificial filament yarncont >85% weight or strip/t	34 653	207 737	501 142	2 434 186
5408230000	Woven fabrics ofartificial filament yarncont >85% weight:of yarn c	1 251	9 278	22 844	38 826
5408240000	Woven fabrics ofartificial filament yarncont >85% weight or strip/t	157 277	595 065	1 411 869	5 087 841
5408310000	Woven fabrics ofartificial filament yarnoth woven fabric: unbleach	0	7	0	227
5408320000	Woven fabrics ofartificial filament yarnoth woven fabric: dyed	4 247	23 446	80 513	365 745
5408330000	Woven fabrics ofartificial filament yarnoth woven fabric:of yarn of	0	1 055	0	7 571
5408340000	Woven fabrics ofartificial filament yarnoth woven fabric: printed	2 834	13 602	85 297	88 491
5501100000	Synthetic filament towof nylon or other polyamides	38 466	327 691	212 183	2 479 465
5501200000	Synthetic filament towof polyesters	81 504	781 963	574 436	4 944 791
5501300000	Synthetic filament towof acrylic or modacrylic	2 966 576	19 451 080	8 346 294	55 333 847
5501400000	Synthetic filament towof polypropylene	7 110	73 776	16 559	174 745
5501900000	Synthetic filament towOther	69 712	204 167	281 013	1 041 677
5502000000	Artificial filament tow	2 737 132	18 049 546	15 323 393	99 939 066
5503110000	Synthetic staple fibres of nylon or othrpolyamides of aramids	220 770	291 461	725 475	1 949 163
5503190000	Synthetic staple fibres of nylon or othrpolyamides of oth than arar	27 760	308 647	123 289	991 282
5503200000	Synthetic staple fibres of polyesters	11 277 839	51 363 989	18 517 353	88 253 970
5503300000	Synthetic staple fibres of acrylic ormodacrylic	2 601 332	15 002 392	7 455 393	45 616 807
5503400000	Synthetic staple fibres of polypropylene	629 043	3 692 336	1 371 363	8 513 729
5503900010	Synthetic staple fibres of other :of viscose rayon	56 940	222 173	192 600	802 201
5503900090	Synthetic staple fibres of other :other than viscose rayon	179 244	697 069	738 361	2 898 079
5504100000	Artificial staplefibres notcarded,combedothwise procss for spin:of	9 388 125	46 513 249	21 878 856	115 187 086
5504900000	Artificial staplefibres notcarded,combedothwise procsfor spin: oth	47 764	625 866	201 751	2 758 602
5505100000	Waste of man-made fibresof synthetic fibres	21 054	345 516	7 790	280 571
5506100000	Synth staple fibres carded,combad orothwise prcs forspin:of nylon	56 085	155 649	228 112	772 651
5506200000	Synth staple fibres carded,combad orothwise procesfor spin:of poi	203 031	2 033 991	1 606 514	10 242 434
5506300000	Synth staple fibres carded,combad orothwise procesforspin:acrylic	90 700	365 671	242 822	1 170 793
5506900000	Synth staple fibres carded,combad orotherwise process for spinn :	31 330	164 931	232 272	1 256 897
5507000000	Artificial staple fibres, carded, combedothwise processed for spin	0	26 184	0	152 949
5508101000	Sewing thread of man-made staple fibreswether for sale or no:of s	132 871	880 581	428 484	2 942 274
5508109000	Sewing thread of man-made staple fibreswether for sale or no: oth	362 457	2 134 430	1 006 358	6 382 861
5508201000	Sewing thread of man-made staple fibreswether forsale or no:of a	495	11 488	3 115	67 747
5508209000	Sewing thread of man-made staple fibreswether forsale or no: oth	43 217	100 117	146 765	415 444
5509110000	Single yarn cont >=85% by weight ofstaple fibres of nylon/oth poly	2 514	158 667	72 872	706 329



## I.3. IMPOR MENURUT KOMODITI / IMPORT BY HS COMMODITY

\*\*\* JUNI/JUNE 2012 \*\*\*

HS	Uraian Komoditi Commodity Description	Berat Bersih / Net Weight (Kg)		Nilai / Value C.I.F (US\$)	
		Bulan ini Current Month	Kumulatif Cum.Jan. to date	Bulan ini Current Month	Kumulatif Cum.Jan. to date
5509120000	Multiple/cabled yarn cont>=85% by weight of staple fibre of nylon	1 863	31 211	13 734	759 444
5509210000	Single yarn cont >=85% by weight of polyester staple fibres	383 181	1 919 964	967 732	4 727 705
5509220000	Multiple (folded)/cabled yarn cont.>=85% of polyester staple fibres	134 149	620 092	422 077	2 236 987
5509310000	Single yarn cont >=85% by weight of acrylic/modacrylic staple fibre	1 544	120 337	14 891	470 888
5509320000	Multiple/cabled yarn cont>=85% by weight of acrylic/modacrylic st	29 950	91 874	192 532	583 535
5509410000	Single yarn cont >=85% by weight of synthetic staple fibres	360	25 835	5 607	648 598
5509420000	Multiple (folded)/cabled yarn cont.>=85% of synthetic staple fibres	12 509	44 593	117 280	512 108
5509510000	Oth yarn of polyester staple fibres mixed mainly with artificial stap	0	114 267	0	385 565
5509521000	Oth yarn of polyester staple fibres, single mixed mainly/solely with w	0	48	0	1 553
5509529000	Oth yarn of polyester staple fibres, other mixed mainly/solely with w	0	83	0	587
5509530000	Oth yarn of polyester staple fibres mixed mainly/solely with cotton	139 811	569 815	360 290	1 564 627
5509590000	Oth yarn of polyester staple fibres other	8 812	56 737	54 587	232 642
5509610000	Oth yarn of acrylic/modacrylic staple fibre mixed mainly/solely with w	17 159	38 448	177 727	505 557
5509620000	Oth yarn of acrylic/modacrylic staple fibre mixed mainly/solely with c	11 747	19 763	101 965	247 200
5509690000	Oth yarn of acrylic/modacrylic staple fibre other	4 333	126 732	32 984	530 557
5509910000	Other yarn mixed mainly or solely with wool/ fine animal hair	0	32	0	760
5509920000	Other yarn mixed mainly/solely with cotton	0	3 433	0	14 019
5509990000	Other yarn mixed other than wool/ fine animal hair & cotton	16 076	17 128	24 333	32 083
5510110000	Single yarn cont >=85% by weight of artificial staple fibres	976 897	3 620 077	2 382 944	9 511 195
5510120000	Multiple/cabled yarn cont.>=85% by weight of artificial staple fibres	7 087	46 522	52 658	536 991
5510200000	Oth yarn, mixed mainly/solely with cont>=85% of weight of artific	0	2 391	0	75 102
5510300000	Other yarn, mixed mainly/solely cont>=85% of weight with cotton	5 999	84 457	122 286	840 868
5510900000	Other yarn of artificial staple fibres cont>=85% of weight	24 669	213 362	190 524	1 666 745
5511101000	Yarn of synthetic staple fibres, cont>=85% weight of such fibres knitting	29 513	173 970	215 016	1 329 736
5511109000	Yarn of synthetic staple fibres, cont>=85% weight of such fibres : oth	10 127	54 146	114 479	244 182
5511201000	Yarn of synthetic staple fibres, cont <85% weight of such fibres knitting	143	648	173	2 184
5511209000	Yarn of synthetic staple fibres, cont <85% weight of such fibres : oth	11	1 394	313	3 974
5511300000	Yarn of artificial staple fibres spun up for retail sale	1 081	9 430	11 445	123 278
5512110000	Woven fabrics of synthetic staple fibre cont>85% weight of polyeste	40 373	993 128	336 258	5 514 361
5512190000	Woven fabrics of synthetic staple fibre cont>85% weight of polyeste	285 583	1 554 404	2 293 749	12 642 969
5512210000	Woven fabrics of synthetic staple fibre cont>85% weight of acrylic/m	17 899	62 387	219 581	515 339
5512290000	Woven fabrics of synthetic staple fibre cont>85% weight of acrylic/m	115 493	650 832	1 036 759	7 473 641
5512910000	Woven fabrics of synthetic staple fibre cont>85% weight of oth : un	896	22 070	24 438	281 877
5512990000	Woven fabrics of synthetic staple fibre cont>85% weight of oth th p	11 275	166 911	523 267	2 458 050
5513110000	Woven fabrics of polyester staple fibre bleached plain weave <=85% mix w/	83 071	791 854	1 063 453	7 935 217
5513120000	3-thread/4-thread twill, incl twill of polyester staple fibres <=85% w/cotton	4 511	13 020	88 077	248 760
5513130000	Oth woven fabrics of polyester staple fibre <=85% mixed weight <170 g/n	559 511	2 572 753	5 475 697	27 117 367
5513190000	Oth woven fabrics <85% mixed cotton weight <170 g/m of cotton	36 962	230 172	563 841	2 554 847
5513210000	Dyed woven fabrics of polyester staple fibres, plain weave <85% of	356 212	1 684 627	3 551 825	14 342 967
5513230000	Oth dyed woven fabric of polyester staple fibres <85%, cotton <170	10 226	215 305	65 342	541 936
5513290000	Oth woven fabrics <85% such fibres, mixed cotton <170 g/m dyed	191 023	808 970	1 986 559	8 591 013
5513310000	Woven fabrics of yarn of diff color of polyester staple fibres, plain wea	22 889	187 122	121 181	1 112 770
5513390000	Oth woven fabrics <85% of such fibres weight <170 g/m of cotton: (	9 958	56 623	112 297	713 936
5513410000	Printed polyester staple fibres, plain weave <85% of fibre, cotton <17	574 297	4 025 851	881 573	6 375 944
5513490000	Other woven fabrics <85% of fibres weight <170 g/m of cotton	22 166	88 267	440 613	931 847
5514110000	Woven fabrics of polyester staple fibres plain weave <=85%, cotton >	12 956	103 275	49 760	577 671
5514120000	3-thread/4-thread twill, incl twill of polyester staple fibres <85%, cotton	396	7 279	8 042	104 171
5514190000	Other woven fabrics <85% of fibres mixed weight >170g/m of cotton	71 567	463 957	1 146 812	7 454 803
5514210000	Dyed polyester staple fibres, plain weave staple fibres <85%, cotton >1	2 807	38 749	27 928	262 747
5514220000	Woven fabric of synth: dyed <85% with cotton 3-thread/4-thread twill, i	41 518	150 696	392 722	2 529 817
5514230000	Woven fabric of synth: dyed <85% with cotton dyed; oth woven fibre pol	153 515	374 747	393 849	1 076 297
5514290000	Other woven fabrics <85% of fibres mixed weight >170g/m of cotton	282 677	890 822	590 518	3 270 226
5514300000	Woven fabrics of synth staple fibre <85%, cotton >170 g/m, diff col	328 461	411 034	468 759	592 185
5514410000	Printed polyester staple fibres, plain weave <85% of fibre, cotton >1	72 405	309 212	716 536	3 274 754
5514420000	Print 3-thread/4-thread twill, incl twill of polyester staple fibre <85%, cotton	16 118	138 387	146 595	1 199 646
5514430000	Oth printed woven fabrics of polyester staple fibre <85%, cotton >170 g/	16 456	266 811	143 425	2 245 288
5514490000	Oth printed woven fabrics <85% such fibres, weight >170 g/m of cotton	44 354	173 885	568 188	1 945 936
5515110000	Oth woven fabrics of synth staple fibres of polyester staple fibre mixed viscos	537 486	3 322 481	5 265 979	31 419 239
5515120000	Oth woven fabrics of synth staple fibres of polyester staple fibre mixed w/m-i	76 718	964 944	474 962	3 219 047
5515130000	Oth woven fabrics of synth staple fibres of polyester staple fibre mix w/wool/	23 231	167 914	425 752	3 376 846
5515190000	Other woven fabrics of synth staple fibre of other polyester staple fibre	119 080	619 237	1 359 483	8 290 982
5515210000	Oth woven fabrics of acrylic/modacrylic mixed/solely with man-made fi	1 924	16 504	26 094	304 993
5515220000	Oth woven fabrics of acrylic/modacrylic mixed/solely w/wool/fine animal	145	4 426	288	42 479
5515290000	Oth woven fabrics of acrylic/modacrylic mix w/other than man-made fi	2 325	6 081	27 510	43 165
5515910000	Oth woven fabrics mixed mainly/solely man-made filaments	291	4 110	3 463	123 839
5515991000	Oth woven fabrics mixed mainly/solely w/wool/fine animal hair	0	2 178	0	24 908
5515999000	Oth woven fabrics mixed mainly/solely with other than man-made	5 344	29 697	60 884	373 272
5516110000	Unbleached/bleached woven fabrics of artificial staple fibre; weight	33 217	268 862	310 208	2 200 939
5516120000	Dyed woven fabrics of artificial staple fibre; weight >=85%	45 767	166 561	700 140	2 840 143
5516130000	Woven fabrics of yarns of diff color weight >=85% of artificial staple	0	3 566	0	62 135
5516140000	Printed woven fabrics; weight >=85% of artificial staple fibres	23 244	161 277	181 277	2 376 583



I.3. IMPOR MENURUT KOMODITI / IMPORT BY HS COMMODITY

\*\*\* JUNI/JUNE 2012 \*\*\*

HS	Uraian Komoditi Commodity Description	Berat Bersih / Net Weight (Kg)		Nilai / Value C.I.F (US\$)	
		Bulan ini Current Month	Kumulatif Cum.Jan. to date	Bulan ini Current Month	Kumulatif Cum.Jan. to date
5516210000	Un/bleached woven fabrics of artificialstaple fibre mix m-m-f;weig	2 161	32 105	59 633	350 091
5516220000	Dyed woven fabrics of artificial staplefibre mix m-m-f;weight<85%	28 377	217 664	420 858	3 954 004
5516230000	Woven fabrics of yarn of diff colorartfcial stple fbr mix m-m-f;weigl	2 353	3 889	8 400	11 648
5516240000	Printed woven fabrics of artifcl staplefibre mixed with m-m-f;weigl	2 854	5 270	41 624	116 099
5516310000	Un/bleached woven fabrics of artificialstaple fibre mixed w/wool;v	0	223	0	2 347
5516320000	Dyed woven fabrics of artificial staplefibre mixed with wool;weigh	98	6 667	2 248	46 653
5516340000	Printed woven fabrics of staple fibremixed with wool;weight<85%	0	345	0	14 262
5516410000	Un/bleached woven fabrics of artificialstaple fibre mixed cotton;w	3 293	4 690	45 033	61 138
5516420000	Dyed woven fabrics of artificial staplefibre mixed with cotton;weig	7	1 943	223	27 318
5516430000	Woven fabrics of yarn of diff colorsmixed with cotton;weight<85%	2 496	19 894	18 017	203 292
5516440000	Printed woven fbrcs of artifcl staplefibre mixed with cotton;weigh	0	3 769	0	66 576
5516910000	Other un/bleached woven fabrics ofstaple fbr	2 125	13 286	27 101	151 037
5516920000	Other woven fabrics of artificial staplefibre,un/bleached	14	9 789	264	116 391
5516930000	Other woven fabrics of artificial staplefibre,dyed	3	973	601	18 328
5516940000	Other woven fabrics of artificial staplefibre,of yarn diff colours	109 780	379 638	706 129	5 016 139
5601210000	Wadding of cotton,length<=5mm	48 182	241 230	453 576	2 632 627
5601220010	Wadding of cotton m-m-f of wrappedcigarette tow,length<=5mm	2	12 030	6	36 823
5601220090	Wadding of cotton m-m-f of oth wrappedcigarette tow,length<=5r	29 411	189 580	280 996	1 891 612
5601290000	Wrapped of other than cotton man-madefibres	33 420	268 866	28 644	297 563
5601301000	Polyamide fibre flock of wadding,length<=5mm	2 320	24 147	60 112	401 343
5601302000	Polypropylene fibre flock,length<=5mm	0	600	0	3 946
5601309000	Textile flock & dust mill neps oth thanpolyamide fibre flock;length	8 864	41 964	14 956	340 292
5602100000	Needleloom felt & stitch-bonded fibrecovered/laminated.	50 248	417 945	152 545	1 050 719
5602210000	Oth felt of wool/fine animal hair,notimpregnated,coated,covered	44 720	104 417	1 232 041	3 075 185
5602290000	Oth felt of oth textile materials,notimpregnated,coated,covered	16 598	230 449	113 092	511 337
5602900000	Felt, oth thn needleloom&oth felt notimpregnated, coated, covere	82 576	491 458	782 866	2 787 233
5603110000	Non woven of man-made filament, notimpgrnatd,cvred/lminate	1 463 180	7 304 992	4 512 383	22 460 100
5603120000	Non woven of m-m-f, not imprgnated,covred/lminated; 25g/m<w	1 042 059	6 433 359	4 689 078	28 014 119
5603130000	Non woven of m-m-f, not imprgnated,covred/lminated; 70g/m<w	380 100	3 627 782	1 054 568	10 137 302
5603140000	Non woven of m-m-f, not imprgnated,covered/laminated; weight>	705 259	4 194 068	4 090 758	20 618 086
5603910000	Non woven of oth m-m-f, weight=<25g/m2	381 507	2 512 041	1 201 114	8 140 358
5603920000	Non woven of oth m-m-f,25g/m2<weighing=<70g/m2	472 403	2 295 558	1 802 283	9 336 803
5603930000	Non woven of oth m-m-f,70g/m2< weighing=<150g/m2	129 948	536 446	439 455	2 668 592
5603940000	Non woven of oth m-m-f,weight=<150g/m2	325 732	2 930 234	2 386 174	19 369 438
5604100000	Rubber thread & cord, textile covered & the like head 5404/5405	71 481	353 981	866 656	6 388 731
5604901000	Imitation catgut,of silk yarn	3 012	11 580	43 581	164 113
5604902000	Rubber impregnated textile thread yarn	10	26 253	767	94 135
5604903000	High tenacity yarn of polyester,of nylon/oth polyamides/of viscose	768	12 429	18 495	137 033
5604909000	Oth thn rubber thread&cord, textilecoverd&the like head 5404/54	16 554	164 610	254 813	1 724 594
5605000000	Metallised yarn,whether/not gimped,being textl yarn/strip like he	37 224	82 218	172 671	568 009
5606000000	Gimped yarn,&strip&like of head 5404/5405,gimped,chenille yarn	64 764	502 691	337 349	1 346 335
5607210000	Binder/baler twine of sisal/oth textilefbrs of genus agave	34 384	85 667	35 731	106 621
5607290000	Oth binder/baler twine of sisal/othtextile fbrs of genus agave	120 091	526 129	354 483	1 566 182
5607410000	Binder/baler twine of polyethylene/polypropylene	12 845	32 231	18 188	91 337
5607490000	Oth binder/baler twine of polyethylene/polypropylene	1 140 743	6 294 011	1 581 748	9 878 779
5607501000	V-belt cord of man-made fibres treatedresorcinol formaldehyde>=	29 266	116 676	225 454	2 167 338
5607509000	Oth v-belt cord of m-m-fibrs treatedresorcinol formaldehyde>=10	50 991	262 572	341 781	1 558 373
5607901000	Twine,cordage,ropes&cables of artificialfibres	4 723	42 009	61 294	449 205
5607902000	Twine,cordage,ropes&cables of abaca/othhard fibres	0	533	0	6 219
5607903000	Twine,cordage,ropes&cables of jute/othtextile bast fibr head 530	52 590	151 552	22 393	129 887
5607909000	Oth twine,cordage,ropes&cables	92 244	382 397	315 238	1 699 149
5608110000	Made up fishing net of man-made textilematerials	517 390	2 985 724	760 730	4 298 379
5608192000	Net bags of man-made textile material	16 028	143 356	71 213	683 700
5608199000	Oth net bags of man-made textilematerials	32 476	283 832	119 769	839 835
5608901000	Net bags of oth man-made textilematerials	19	47 301	1 689	102 318
5608909000	Oth net bags of oth man-made textilematerials	65 561	327 453	187 709	965 427
5609000000	Articles of yarn,strip/the like of head5404/5405,twine,cordage,rop	198 471	1 156 822	737 532	4 867 523
5701101000	Prayer rugs of carpet of wool/fineanimal hair	0	53	0	1 906
5701109000	Oth prayer rugs of carpet of wool/fineanimal hair	763	988	16 339	18 565
5701901900	Oth prayer rugs of carpet of cotton	0	2 046	0	2 123
5701909100	Prayer rugs of carpet oth than wool/cotton	61 883	100 529	117 268	207 145
5701909900	Oth prayer rugs of carpet oth than wool/cotton	7 753	35 837	49 973	113 744
5702100000	Kelem,schumacks,karamanie&smlar hand-woven rugs, not tufted/	70 830	73 139	92 917	106 499
5702200000	Floor covering of coconut fibres (coir)not tufted/flocked	10	560	729	6 358
5702310000	Floor cov of pile construct of wool/fineanimal hair,not made up, no	4 130	15 520	19 315	192 224
5702320000	Floor cov of pile construct of man-madetxt mat, not made up,no	3	1 358	14	20 625
5702391000	Floor cov of pile construct of cottonnot made up, not tufted/flock	0	65	0	788
5702399000	Floor cov of pile construct of othtextile materials, not made up,no	68	5 351	5 012	183 396
5702419000	Oth prayer rugs of floor cov of pileconstruct,made up of wool/fine	6 193	18 252	25 047	43 377
5702421000	Prayer rugs of floor cov of pileconstruct,made up of man-made text	0	27 671	0	110 554
5702429000	Oth prayer rugs of floor cov of pileconstruct,made up of man-made	258 695	891 709	526 358	1 643 527

I.3. IMPOR MENURUT KOMODITI / IMPORT BY HS COMMODITY

\*\*\* JUNI/JUNE 2012 \*\*\*

HS	Uraian Komoditi Commodity Description	Berat Bersih / Net Weight (Kg)		Nilai / Value C.I.F (US\$)	
		Bulan ini Current Month	Kumulatif Cum.Jan. to date	Bulan ini Current Month	Kumulatif Cum.Jan. to date
5702491900	Oth prayer rugs of floor cov of cotton of pile construct, made up	0	9 543	0	30 825
5702492000	Oth floor cov of pile construct, made up, of jute fibre	12 808	12 809	14 851	14 999
5702499000	Oth floor cov of pile construct, made up, of oth textile material	0	277	0	1 469
5702509000	Oth floor cov of oth textile material not of pile construct, not made	0	33 874	0	89 703
5702919000	Oth floor cov not prayer rug not of pile construct made up of wool/f	0	297	0	8 230
5702921000	Prayer rugs not of pile construct made up of man-made textl matrls	36 602	94 568	59 054	149 858
5702929000	Oth floor cov not prayer rug not of pile construct, md up, of man-ma	53 839	194 236	126 448	463 793
5702991100	Prayer rugs not of pile construct made up of cotton, of oth textile ma	1 720	4 715	2 444	5 888
5702991900	Oth floor cov not prayer rug not of pile construct, md up, of cotton, oi	0	25 300	0	18 700
5702999000	Oth flr cov. not of pile cnstrct, made up of thn ctnn&jute fibres, oth	0	10	0	892
5703109000	Carpet&oth txtl flr cov., tufted, whthr/not made up, of wool/fine ar	3 175	7 444	7 222	46 928
5703209000	Carpet&oth txtl flr cov, tufted, not prayrug, not made up, of nlyn/otl	141 427	817 629	507 277	2 777 193
5703301000	Prayer rugs of cotton, whthr/not made up, of oth man-md-txtl mtrl	106 467	365 292	264 537	793 772
5703309000	Carpet&oth txtl flr cov, tufted, not prayrug, of ctnn not made up, of c	387 622	1 558 600	794 743	3 025 826
5703901100	Prayer rugs, whthr/ not made up, of cotton, oth textile matrls	0	15 350	0	180 000
5703901900	Carpet&oth txtl flr cov., tufted, whthr/not made up, of cotton, oth t	4 859	25 235	75 707	308 719
5703902900	Carpet&oth txtl flr cov., tufted, whthr/not made up, of jute fbrs, oth	0	245	0	7 687
5703909100	Floor mats, whthr/not made up, not ctnn&jute fbr, oth txtl mtrl	48 629	435 103	517 644	4 125 921
5703909900	Carpet&oth txtl flr cov., tufted, whthr/nt md up, not ctnn&jute fbr, c	0	9 657	0	26 562
5704100000	Textile tiles, having a surface <=0,3m, felt, no tufted/flocked, made u	0	2 662	0	8 208
5704900000	Oth textile tiles, having a surface <=0,3m, felt, no tufted/flocked, ma	515 096	2 392 278	637 827	2 936 674
5705001100	Prayer rugs of cotton, whthr/not made up	150	150	1 558	1 558
5705001900	Oth carpet&oth txtl flr cov, oth prayrug of cotton, whthr/not made	53	1 668	1 546	15 938
5705002900	Oth carpet&oth txtl flr cov, oth Non wovnfloor covrng of jute fbrs, v	0	33 538	0	37 342
5705009100	Prayer rugs of oth thn cotton&jute fibres, whthr/not made up	105 384	461 843	123 758	513 170
5705009200	Non woven floor covering of oth cotton&jute fibres, whthr/not ma	1	3 663	25	64 097
5705009900	Oth carpet&oth txtl flr cov, oth pray rug of oth cotton&jute fibres, v	362 802	1 386 639	353 079	1 351 448
5801101000	Woven pile&chenille fabrics of wool/fine anml hair, impregntd, coa	314	10 898	5 167	179 081
5801109000	Woven pile&chenille fabrics of wool/fine anml hair, not impregntd	11 124	28 940	248 661	504 563
5801211000	Uncut weft pile fbrcs of cotton, impregntd, coatd, coverd oth thn of r	0	230	0	24 610
5801219000	Uncut weft pile fbrcs of cotton, not impregntd, coverd oth thn of hea	5 120	11 375	93 071	157 319
5801221000	Cut corduroy of cotton, impregntd, coatd, coverd oth than of head 58	444	2 502	5 997	28 971
5801229000	Cut corduroy of cotton, not impregntd, coatd, coverd oth than of hea	41 599	215 752	530 975	2 425 398
5801231000	Oth weft pile fbrcs of cotton, impregntd, coatd, coverd oth thn of hea	0	685	0	9 321
5801239000	Oth weft pile fbrcs of cotton, not impregntd, coverd oth thn of head !	14	6 950	40	36 875
5801269000	Chenille fabrics of cotton, not impregntd, coatd, coverd oth than of h	0	16	0	806
5801279000	Warp pile fbrcs of cotton, not impregntd, coatd, coverd oth than of h	0	567	0	4 935
5801311000	Uncut weft pile fbrcs of man-made fbrs, impregntd, oth thn of head !	0	1 138	0	6 780
5801319000	Uncut weft pile fbrcs of man-made fbrs, not impregntd, oth thn of he	0	600	0	4 919
5801321000	Cut corduroy of man-made fibres , impregntd, oth thn of head 5802/	21 403	146 217	175 225	1 512 276
5801329000	Cut corduroy of man-made fibres , not impregntd, oth thn of head 58	10	1 602	19	18 224
5801331000	Oth weft pile fabrics of man-made fbrs, impregntd, oth thn of head 5	0	150	0	100
5801339000	Oth weft pile fabrics of man-made fbrs, not impregntd, oth thn of he	1 460	2 713	17 726	33 244
5801361000	Chenille fabrics of man-made fribres, impregntd, oth thn of head 580	21 452	113 035	85 550	371 637
5801369000	Chenille fabrics of man-made fribres, not impregntd, oth thn of head	41 371	61 612	115 599	175 761
5801371000	Warp pile fbrcs of man-made fribres, impregntd, oth thn of head 580	2 678	4 991	34 515	60 548
5801379000	Warp pile fbrcs of man-made fribres, not impregntd, oth thn of head	10 360	68 151	111 506	475 390
5801901100	Othr carpet & text floor covrng of silk, impregntd, oth thn of head 58	0	689	0	14 257
5801901900	Othr carpet & text floor covrng of silk, not impregntd, oth thn of hea	0	2 216	0	11 600
5801909100	Othr carpet & text floor covrng of othtxtl mtrl, impregntd, oth of 58	0	291	0	1 843
5801909900	Othr carpet & text floor covrng of othtxtl mtrl, not impregntd, oth c	11 181	78 297	102 783	783 658
5802110000	Unbleached terry towelling&wovenfabrcs of cotton oth thn head c	9 789	89 557	99 210	1 056 079
5802190000	Bleached terry towelling&wovenfabrcs of cotton oth thn head of 5	88	1 887	1 390	30 076
5802200000	Terry towelling&wovenfabrcs of othtextile material oth than hea	5 460	36 965	38 114	536 109
5802301000	Tufted textile fabrics, impregnated, coated/covered oth thn of head	9 754	56 297	25 145	140 606
5802302000	Tufted textile fabrics, woven of cotton/of man made fbrs oth thn h	102 405	421 986	770 713	3 224 579
5802309000	Other tufted textile fabrics of other than fabrics of head 5806	0	43	0	283
5803001000	Gauze of cotton, oth than narrowfbrcs of heading 5806	145	4 819	3 249	26 928
5803002000	Gauze of man-made fibres, oth than narrowfbrcs of heading 5806	0	93	0	1 861
5803009900	Gauze of other, oth than narrowfbrcs of heading 5806	0	332	0	33 834
5804101100	Tulles&oth net fbrcs of silk, impregntdcoatd, coverd oth thn of hea	613	5 171	36 805	99 768
5804101900	Tulles&oth net fbrcs of silk, not impregntd, oth thn of head 6002-60	1 418	22 295	15 963	480 883
5804102100	Tulles&oth net fbrcs of cotton, impregntdcoatd, coverd oth thn of he	0	948	0	29 034
5804102900	Tulles&oth net fbrcs of cotton, not impregntd, oth thn of head 6002	6 674	20 509	245 888	689 814
5804109100	Tulles&oth net fbrc oth thn silk/cotton, impregntd, oth thn of head	0	10 314	0	192 450
5804109900	Tulles&oth net fbrc oth thn silk/cotton, not impregntd, oth of head 6	20 121	139 327	328 245	1 446 754
5804211000	Mechanically made lace of man-made fbrs impregntd, oth thn of he	19 357	100 888	514 046	3 520 149
5804219000	Mechanically made lace of man-made fbrs not impregntd, oth of hea	88 517	343 969	964 406	4 137 016
5804291000	Mechanically made lace of oth txtl mtrl impregntd, oth thn of head	3 978	27 045	48 777	652 711
5804299000	Mechanically made lace of oth txtl mtrl not impregntd, oth of head 6	42 564	185 581	759 224	3 490 314
5804300000	Hand-made lace oth than fabric of head 6002 to 6004	5 918	32 646	148 937	862 141

## I.3. IMPOR MENURUT KOMODITI / IMPORT BY HS COMMODITY

\*\*\* JUNI/JUNE 2012 \*\*\*

HS	Uraian Komoditi Commodity Description	Berat Bersih / Net Weight (Kg)		Nilai / Value C.I.F (US\$)	
		Bulan ini Current Month	Kumulatif Cum.Jan. to date	Bulan ini Current Month	Kumulatif Cum.Jan. to date
5805001000	Hand-woven tapestries of cotton, whether or not made up	9	1 545	67	55 795
5805009000	Hand-woven tapestries of other than cotton, whether/not made up	3 509	18 984	24 972	124 353
5806101000	Woven pile fabrics of silk other than goods of head 5807	2 556	14 037	41 098	188 178
5806102000	Woven pile fabrics of cotton other than goods of head 5807	20 678	125 377	266 115	1 595 304
5806109000	Woven pile fabrics of other than silk/cotton other than goods of head 5807	17 859	122 719	261 020	1 708 167
5806201000	Sport tape; weight >=5% of elastomeric yarn/thread	31 269	178 638	417 245	2 483 501
5806209000	Other woven fabrics; weight >=5% of elastomeric yarn/thread other than goods of head 5807	70 492	423 061	1 269 641	7 532 905
5806311000	Narrow woven fabrics of cotton for typewriter inked ribbon	2 284	12 604	27 045	173 919
5806312000	Backing of cotton for electrical insulating paper	1 267	5 215	32 792	130 220
5806319010	Slide fastener ribbons of cotton; width <=12 mm	4 294	26 782	63 441	555 226
5806319020	Webbings of cotton used in covering pipes, poles and the like	7 139	41 924	73 285	426 083
5806319090	Other woven fabrics of cotton other than goods of head 5807	6 574	63 788	229 589	1 373 820
5806321000	Narrow woven fabrics of man-made fibres for typewriter inked ribbon	147 848	779 339	905 659	5 532 960
5806324000	Backing of man-made fibres for electrical insulating paper	2 711	30 033	38 640	358 324
5806329010	Slide fastener ribbons of man-made fibres; width <=12 mm	6 246	33 400	86 321	558 791
5806329020	Webbings of man-made fibres used in covering pipes, poles and the like	203	858	3 109	12 600
5806329090	Other woven fabrics of man-made fibres other than goods of head 5807	209 030	1 046 165	1 347 931	8 572 306
5806391000	Other woven fabrics of silk other than goods of head 5807	3 216	8 297	31 798	97 169
5806399100	Backing of other textile material for electrical insulating paper	4 815	50 991	78 505	737 799
5806399910	Woven fabrics of other textile material used in covering piping, poles and the like	52	1 154	2 905	40 575
5806399920	Narrow woven fabrics of other textile materials for typewriter inked ribbon	100	188	1 046	2 784
5806399930	Narrow woven fabrics of other textile material for slide fastener, width <=12 mm	1 375	34 629	15 132	261 308
5806399990	Other woven fabrics of other textile material	24 947	116 699	310 759	1 421 292
5806400000	Fabrics consisting of warp without weft assembled by an adhesive	2 910	15 299	35 378	203 859
5807100000	Woven Labels, badges, and similar articles, not embroidered	435 419	2 528 945	6 760 338	43 775 519
5807900010	Non woven Labels, badges, and similar articles, not embroidered	17 702	126 586	276 717	1 767 312
5807900090	Labels, badges, and similar articles of other textile materials, not embroidered	97 602	503 581	1 539 777	11 189 392
5808101000	Braid combined with rubber threads, not embroidery, not knitted	1 654	5 993	5 803	92 162
5808109000	Braid not combined with rubber threads, not embroidery, not knitted	1 971	143 681	50 750	642 654
5808901000	Ornamental trimmings combined with rubber threads, not embroidery	31 333	252 827	242 937	2 204 967
5808909000	Ornamental trimmings not combined with rubber threads, not embroidery	26 296	129 463	89 688	739 802
5809000000	Woven fabrics of metal thread & woven fabrics of metallised yarn	1	1 425	73	56 957
5810100000	Embroidery without visible ground, in piece, in strip, in motifs	5 418	29 817	52 008	332 149
5810910000	Embroidery of cotton with visible ground, in piece, in strip, in motifs	98 064	660 471	1 251 255	5 982 220
5810920000	Embroidery of man-made fibres with visible ground, in piece, in strip, in motifs	10 318	113 099	103 540	735 147
5810990000	Embroidery of other textile materials with visible ground, in piece, in strip, in motifs	74 401	475 779	1 159 422	7 033 205
5811001000	Quilted textile products in the piece, of wool/fine/coarse animal hair	9 462	37 073	109 379	605 798
5811009000	Quilted textile products in the piece, other than of wool/fine/coarse animal hair	37 586	235 955	551 758	3 161 522
5901100000	Textile fabrics coated with gum/amylose used for covers books and similar articles	1 879	10 414	17 926	127 115
5901901000	Tracing cloth	0	7	0	47
5901902000	Prepared painting canvas	8 889	17 091	14 346	62 358
5901909000	Buckram and similar stiffened textile fabrics for hat foundations	8 100	128 852	75 786	895 070
5902101100	Chafers fabrics, rubberised of nylon-6 yarn	31 318	189 780	350 007	1 921 114
5902101900	Chafers fabrics, rubberised of nylon other than nylon-6 yarn	26 964	256 069	132 112	1 666 910
5902109100	Tyre cord fabrics of nylon or other polyamides of nylon-6 yarn	1 083 660	6 529 645	5 309 795	32 543 186
5902109900	Tyre cord fabrics of nylon or other polyamides of not nylon-6 yarn	288 714	2 019 345	1 886 913	13 591 030
5902202000	Chafers fabrics, rubberised of polyester	2 598	48 778	35 311	505 055
5902209100	Tyre cord fabrics of polyester, containing cotton	36 412	472 951	172 744	2 342 770
5902209900	Tyre cord fabrics of polyester, not containing cotton	703 027	3 729 247	2 944 885	16 686 947
5902901000	Chafers fabrics, rubberised of viscose rayon	0	49	0	3 465
5902909000	Other cord fabrics of high tenacity yarn of viscose rayon	6 741	27 632	47 027	331 760
5903100000	Textile fabrics impregnated, coated, covered with polyvinyl chloride, or other synthetic resin	2 664 419	16 093 998	4 003 073	24 973 719
5903200000	Textile fabrics impregnated, coated, covered with polyurethane, not elsewhere specified	1 885 447	9 672 650	15 280 028	84 746 862
5903900010	Canvas type fabrics impregnated, coated, covered with nylon, polyamide or other synthetic resin	158 142	1 045 793	1 551 661	11 576 854
5903900090	Other textile fabrics impregnated, coated, covered with plastics, not elsewhere specified	351 190	2 319 709	3 745 105	24 691 620
5904100000	Linoleum	3 557	20 428	23 578	99 405
5904900000	Floor coverings consist of a coating or covering on a textile backing	25 295	203 906	84 349	825 460
5905009000	Textile wall coverings other than of wool/fine/coarse animal hair	1 320	3 394	5 768	20 555
5906100000	Adhesive tape of a width <= 20cm, other than of heading 5902	41 659	308 336	600 721	4 039 231
5906910000	Other rubberised textile fabrics, knitted/crocheted, not heading 5906	31 885	542 834	224 209	3 372 595
5906999000	Other rubberised textile fabrics, not knitted/crocheted, not heading 5906	52 314	568 741	348 450	2 546 119
5907001000	Fabrics impregnated, coated, covered with oil of oil-based preparatory	487	917	2 476	23 743
5907003000	Textile fabrics impregnated, coated, covered with fire resistant chemical	2 407	7 957	17 687	36 636
5907004000	Fabrics impregnated, coated, covered with flock velvet/flock textile	18 597	66 791	55 825	320 838
5907005000	Fabrics impregnated, coated, covered with wax, tar, bitumen or similar	0	296	0	2 884
5907006000	Fabrics impregnated, coated, covered with other substances	1 346	3 056	25 830	64 586
5907009000	Painted canvas being theatrical scenery, studio back-cloths or the like	4 326	21 964	123 591	603 534
5908001000	Wicks; incandescent gas mantles	0	6 770	0	41 135
5908009000	Tubular knitted gas mantle fabric therefor	0	823	0	20 990
5909001000	Fire hoses	27 439	230 152	247 104	1 231 338
5909009000	Textile hose piping & similar textile tubing other than fire hoses	8 348	152 794	37 957	399 544

## I.3. IMPOR MENURUT KOMODITI / IMPORT BY HS COMMODITY

\*\*\* JUNI/JUNE 2012 \*\*\*

HS	Uraian Komoditi Commodity Description	Berat Bersih / Net Weight (Kg)		Nilai / Value C.I.F (US\$)	
		Bulan ini Current Month	Kumulatif Cum.Jan. to date	Bulan ini Current Month	Kumulatif Cum.Jan. to date
5910000000	Transmission or conveyors belts orbelting, of textile material	62 038	239 281	677 321	3 937 324
5911100000	Textile fabrics, felt & felt-lined woven for card clothing or technica	735 230	3 415 532	8 057 114	36 504 417
5911200000	Bolting cloth	4 216	31 016	27 319	419 353
5911310000	Textile fabrics & felts used in paper-making machines; weighing <=	6 493	39 797	1 125 105	6 021 001
5911320000	Textile fabrics & felts used in paper-making machines; weighing >=	77 220	409 535	3 574 889	20 794 406
5911400000	Straining cloth of a kind used in oil or the like including that of hun	12 140	30 051	206 102	512 002
5911901000	Gaskets and seals	2 911	42 733	37 525	447 982
5911909000	Other Textile products and articles for technical uses	382 063	1 197 270	2 084 525	9 486 379
6001100010	Long pile fabrics, unbleached, notmercerised, knitted/crocheted	148	105 921	2 054	625 654
6001100090	Long pile fabrics, bleached, mercerised, knitted/crocheted	110 107	385 111	594 961	3 404 413
6001210000	Looped pile fabrics of cotton, knitted/crocheted	61 502	568 728	475 989	4 801 910
6001220000	Looped pile fabric of man made fibres, knitted/crocheted	261 941	520 123	1 731 372	4 243 345
6001290000	Looped pile fabric of oth textile mater knitted/crocheted	16 778	132 414	166 794	1 281 333
6001910000	Other pile fabrics, of cotton, knitted/crocheted	40 814	704 847	227 145	3 868 137
6001922000	Pile fabrics of 100% polyester staplefibres, 63,5mm_width_76,2m	215 103	1 441 797	1 909 520	14 754 660
6001923010	Other pile fabrics, of man made fibres,cont elastomeric/rubber ya	0	2 568	0	27 234
6001923090	Other pile fabrics, of man made fibres,cont elastomeric/rubber ya	8 734	37 524	65 411	649 823
6001929010	Other pile fabrics, of man made fibres,not cont elstmric/rubber ya	3 078	51 220	50 820	603 859
6001929090	Other pile fabrics, of man made fibres,not cont elstmric/rubber ya	295 633	966 421	1 708 578	7 010 730
6001991100	Oth pile fbrcs of oth txtl mtrial contelstmric/rubber yarn,unbleach	1 017	5 654	4 564	250 342
6001991900	Oth pile fbrcs of oth txtl mtrial not coelstmric/rubber yarn,unbleac	7 461	19 642	53 001	174 342
6001999100	Oth pile fbrcs of oth txtl mtrial contelstmric/rubber yarn,bleachd,r	2 246	36 132	101 929	1 079 469
6001999900	Oth pile fbrcs of oth txtl mtrial not coelstmric/rubber yarn,bleachc	60 385	301 762	1 138 876	5 829 892
6002400000	Knitted/crocheted fabrics;elastomeric>5%, width<30cm, not rubbe	383 327	2 460 062	2 418 139	15 311 529
6002900000	Knitted/crocheted fabrics;elastomeric>5%, width<30cm, rubber th	2 160 469	11 373 545	18 979 127	108 131 536
6003100000	Knitted/crocheted fabrics of wool/fineanimal hair, width<30cm, n	755	8 224	11 325	116 357
6003200000	Knitted/crocheted fabrics of cotton,width<30cm, not 6001/6002	96 456	415 580	773 241	3 342 004
6003300000	Knitted/crocheted fabrics of syntheticfibres, width<30cm, not 600	21 608	159 843	221 033	1 921 576
6003400000	Knitted/crocheted fabrics of artificialfibres, width<30cm, not 6001	4 257	16 844	57 964	262 659
6003900000	Knitted/crocheted fabrics of oth textilematerials, width<30cm, noi	32 809	136 405	125 116	629 442
6004101000	Knitted/croch. fabrics;5%<elastomeric_200%,width>30cm,not rub	935 634	5 864 945	8 013 060	46 017 812
6004109000	Knitted/croch. fabrics;elastomeric>20%,width>30cm,not rubber th	1 559 605	9 031 402	9 985 355	51 033 900
6004900000	Knitted/croch. fabrics;elastomeric>20%,width>30cm,rubber threa	356 124	1 610 936	3 790 427	19 183 144
6005210000	Warp knit fabrics of cotton othe than of heading 6001-6004	36 792	270 344	294 716	1 931 329
6005220000	Dyed warp knit fabrics of cotton othethan of heading 6001-6004	4 806	353 787	41 002	2 591 275
6005230000	Warp knit fabrics of cotton yarn of diffcolor oth than of heading 60	63 071	428 481	587 843	2 811 281
6005240000	Printed warp knit fabrics of cotton oththan of heading 6001-6004	5 749	36 759	62 687	484 213
6005311000	Wrp knit fbrc,of synthtc,bleach/no, swimwear,of polyester&polybi	22 879	116 017	264 905	1 209 142
6005319000	Wrp knit fbrc,of synthtc,bleach/no, oththn swimwr,of polystr&pol	260 637	1 478 105	2 454 632	15 221 684
6005321000	Warp knit fbrc,of synthtc,dyed, swimwer,of polyester&polybutyl	31 059	166 763	327 026	1 790 562
6005329000	Warp knit fbrc,of synthtc,dyed, oth thn swimwr,of polystr&polyb	171 260	3 089 298	2 000 351	12 536 784
6005331000	Wrp knit fbrc,of synthtc,yarn diff clrs, swimwer,of polyester&polyt	10 644	31 548	103 840	316 061
6005339000	Wrp knit fbrc,of synthtc,yarn diff clrs, oth thn swimwr,of polystr&	21 798	121 665	386 997	2 176 522
6005341000	Warp knit fbrc,of synthtc,printed, swimwer,of polyester&polybut	6	112 494	20	1 147 621
6005349000	Warp knit fbrc,of synthtc,printed, oththn swimwr,of polystr&poly	6 131	93 627	104 043	907 482
6005420000	Dyed warp knit fabrics of artifical fibroth than of heading 6001-600	16 364	149 258	191 889	1 660 465
6005430000	Warp knit fbrc of artifcl fbrcs yarn ofdiff cls,oth than of heading 600	985	35 142	9 289	208 590
6005440000	Printed warp knit fabrics of artificialloth than of heading 6001-600	0	106	0	453
6005901000	Oth warp knit fabrics of wool/fine anmlhair oth thn of heading 600	386	19 260	2 167	273 249
6005909000	Oth warp knit fabrics oth thn of wool/fine anml oth thn heading 60	26 878	188 791	260 476	1 903 846
6006100000	Other knitted/crocheted fabrics ofwool/fine animal hair	35 492	70 436	308 261	579 929
6006210000	Other knitted/crocheted fabrics ofcotton,bleached/no bleached	32 834	459 489	247 144	3 978 820
6006220000	Other knitted/crocheted fabrics ofcotton,dyed	3 353 165	22 447 005	26 179 041	192 877 411
6006230000	Oth knit/crochtd fbrcs of cotton ofyarn of dif color	26 249	92 431	162 201	712 437
6006240000	Other knitted/crocheted fabrics ofcotton,printed	60 203	548 128	475 241	5 217 274
6006311000	Oth knit/crochtd fbrcs of nylon fibrmesh ,bleached/no bleached	3 429	23 144	45 566	265 470
6006312000	Oth knit/crochtdfbrcs of synthtc fibr,elastis, bleached/no bleache	7 380	44 390	97 508	519 272
6006319000	Oth knit/crochtdfbrcs of synthtc fibr,oth than nylon&elastis,bleac	476 526	2 273 962	5 572 287	25 434 631
6006321000	Oth knit/crochtd fbrcs of nylon fibrmesh,dyed	65 973	545 329	648 476	5 348 309
6006322000	Oth knit/crochtd fbrcs of synthtc fibr,elastis,dyed	31 519	54 178	94 859	358 139
6006329000	Oth knit/crochtd fbrcs of synthtc fibr,than nylon&elastis,dyed	517 975	2 999 350	4 587 583	29 736 017
6006331000	Oth knit/crochtd fbrcs of synthtc fibr,of yarn of diff colors,elastis	257	2 649	3 980	25 566
6006339000	Oth knit/crochtd fbrcs of synthtc fibr,of yarn of diff colors,not elas	4 419	28 882	67 512	204 584
6006341000	Oth knit/crochtd fbrcs of synthtc fibr,printed,elastis	8 862	43 858	25 978	254 804
6006349000	Oth knit/crochtd fbrcs of synthtc fibr,printed,not elastis	17 872	92 644	232 761	987 919
6006411000	Oth knit/crochtd fbrcs of artificialfibr, elastis,bleached/no bleache	0	1	0	8
6006419000	Oth knit/crochtd fbrcs of artificialfibr, not elastis,bleached/no blea	0	63	0	2 170
6006421000	Oth knit/crochtd fbrcs of artificialfibr, elastis,dyed	3 880	144 965	26 623	1 440 468
6006429000	Oth knit/crochtd fbrcs of artificialfibr, not elastis,dyed	190 935	728 987	1 355 277	5 385 668
6006431000	Oth knit/crochtd fbrcs of artificialfibr of yarn of diff colors,elastis	0	158	0	1 657
6006439000	Oth knit/crochtd fbrcs of artificialfibr of yarn of diff colors,not elas	2 065	2 065	38 044	38 044

I.3. IMPOR MENURUT KOMODITI / IMPORT BY HS COMMODITY

\*\*\* JUNI/JUNE 2012 \*\*\*

HS	Uraian Komoditi Commodity Description	Berat Bersih / Net Weight (Kg)		Nilai / Value C.I.F (US\$)	
		Bulan ini Current Month	Kumulatif Cum.Jan. to date	Bulan ini Current Month	Kumulatif Cum.Jan. to date
6006441000	Oth knit/crochtd fbrcs of artificialfibr, printed,elastis	4 702	6 783	90 495	154 277
6006449000	Oth knit/crochtd fbrcs of artificialfibr, printed,not elastis	3	3 028	17	12 661
6006900000	Other knitted/crocheted fabrics ofother material	955 009	5 195 384	7 380 871	41 121 289
6101200000	Men's/boy's ovr coats,car coat,capes,knittd/crochtd of cotton	10 713	391 024	111 402	3 863 468
6101300000	Men's/boy's ovr coats,car coat,capes,knittd/crochtd of man-made	549	3 212	12 858	93 733
6101900000	Men's/boy's ovr coats,car coat,capes,knittd/crochtd of oth textile	470	2 088	2 660	24 545
6102100000	Women's/girl's ovr coats,car coat,capes,knittd/crochtd of wool/fir	0	113	0	909
6102200000	Women's/girl's ovr coats,car coat,capes,knittd/crochtd of cotton	302	5 056	12 397	62 805
6102300000	Women's/girl's ovr coats,car coat,capes,knittd/crochtd of man-ma	445	853	13 034	32 516
6102900000	Women's/girl's ovr coats,car coat,capes,knittd/crochtd of oth tex	193	785	3 382	15 394
6103100000	Men's/boy's suits knitted/crocheted	441	2 572	1 817	25 811
6103220000	Men's/boy's ensembles of cotton,knitted/crocheted	5 459	18 024	12 028	52 058
6103230000	Men's/boy's ensembles of synthtc fibr,knitted/crocheted	0	349	0	9 081
6103290000	Men's/boy's ensembles of oth textilematerial, knitted/crocheted	50	522	623	11 595
6103310000	Men's/boy's jackets&blazers of wool/fine animal hair, knitted/cro	4	4	1 562	1 562
6103320000	Men's/boy's jackets&blazers of cotton,knitted/crocheted	994	8 490	17 994	111 485
6103330000	Men's/boy's jackets&blazers of synthtcfibres, knitted/crocheted	5 417	12 645	36 686	230 744
6103390010	Men's/boy's jackets&blazers of rami,linen or silk, knitted/crochete	1 490	12 789	15 583	197 341
6103390090	Men's/boy's jackets&blazers of othertextile materials, knitted/cro	114	360	4 949	18 369
6103420000	Men's/boy's trousers, breeches&shortsof cotton, knitted/crochete	1 169	17 391	28 900	935 555
6103430000	Men's/boy's trousers, breeches&shortsof synthtc fibres, knitted/c	2 377	17 598	69 942	704 401
6103490000	Men's/boy's trousers, breeches&shortsof oth textile material, kni	36	378	192	14 817
6104130000	Women's/girl's suits of synthtc fibr,knitted/crocheted	8 433	44 286	18 035	100 942
6104192000	Women's/girl's suits of cotton,knitted/crocheted	51 545	103 323	112 216	300 698
6104199000	Women's/girl's suits of oth textilematerial, knitted/crocheted	8	148	70	2 567
6104220000	Women's/girl's ensembles of cotton,knitted/crocheted	0	200	0	646
6104290000	Women's/girl's ensembles, of othertextile materials,knitted/croch	0	24	0	924
6104310000	Women's/girl's jackets&blazers of wool/fine animal hair, knitted/c	0	8	0	748
6104320000	Women's/girl's jackets&blazers ofcotton, knitted/crocheted	7 781	29 466	37 768	165 263
6104330000	Women's/girl's jackets&blazers ofsynthetic fibres, knitted/crochet	1 021	7 389	29 169	119 626
6104390000	Women's/girl's jackets&blazers of othertextile materials, knitted/crc	160	1 435	8 472	69 557
6104410000	Women's/girl's dresses of wool/fineanimal hair, knitted/crochete	2	20	1 899	4 356
6104420000	Women's/girl's dressed of cotton,knitted/crocheted	205 943	405 959	489 443	1 501 402
6104430000	Women's/girl's dressed of syntheticfibres, knitted/crocheted	110 975	319 569	371 896	1 540 013
6104440000	Women's/girl's dressed of artificialfibres, knitted/crocheted	2 183	16 487	101 911	722 598
6104490000	Women's/girl's dresses of othertextile materials, knitted/crochete	1 942	5 260	44 414	135 414
6104510000	Women's/girl's skirts&divided skirtsof wool/fine animal hair, knitt	0	3	0	352
6104520000	Women's/girl's skirts&divided skirtsof cotton, knitted/crocheted	5 372	25 139	19 656	148 301
6104530000	Women's/girl's skirts&divided skirtsof synthetic fibres, knitted/cro	12 948	51 784	52 015	274 260
6104590000	Women's/girl's skirts&divided skirtsof oth textile material, knitt/c	572	40 259	23 168	436 061
6104620000	Women's/girl's trousers, breeches&shorts of cotton, knitted/croch	276 491	752 201	674 043	2 089 632
6104630000	Women's/girl's trousers, breeches&shorts of synthtc fibres, knittd.	144 245	535 160	377 236	1 560 378
6104690000	Women's/girl's trousers, breeches&shorts of oth textile mtrial, kni	1 666	13 305	21 780	258 567
6105100000	Men's/boy's shirts of cotton, knitted/crocheted	399 114	1 369 042	1 498 636	7 249 009
6105200010	Men's/boy's shirts of synthetic man-made fibres, knitted/crochete	1 364	22 647	59 760	911 816
6105200090	Men's/boy's shirts of artificial man-made fibres, knitted/crochete	18	543	839	25 740
6105900000	Men's/boy's shirts of other textilematerials fibres, knitted/crochet	1 477	10 625	38 749	165 113
6106100000	Women's/girl's blous,shirt&shirt blousof cotton, knitted/crochete	354 879	990 904	1 381 712	5 752 399
6106200000	Women's/girl's blous,shirt&shirt blousof man-made fibres, knitted	131 077	969 984	1 201 933	7 466 965
6106900000	Women's/girl's blous,shirt&shirt blousof oth textile material, knitt	49 355	228 102	288 375	1 558 946
6107110000	Men's/boy's underpants & briefs ofcotton, knitted/crocheted	15 610	86 580	108 793	970 580
6107120000	Men's/boy's underpants & briefs ofman-made fibres, knitted/croc	5 884	13 842	83 761	223 460
6107190000	Men's/boy's underpants & briefs ofoth textile material, knitted/cr	78	137	3 955	4 847
6107210000	Men's/boy's nightshirts & pyjamas ofcotton, knitted/crocheted	3 033	28 765	7 009	154 991
6107220000	Men's/boy's nightshirts & pyjamas ofman-made fibres, knitted/crc	0	6 694	0	15 378
6107290000	Men's/boy's nightshirts & pyjamas ofoth textile material, knitted/c	1	3 846	4	15 957
6107910000	Men's/boy's bathrobes, dressing gowns of cotton, knitted/crochet	2	23	137	951
6107990000	Men's/boy's bathrobes, dressing gowns of oth textile materials, kr	3	1 502	7	9 813
6108110000	Women's/girl's slips & petticoats ofman-made fibres, knittd/croch	65	578	3 464	26 452
6108192000	Women's/girl's slips & petticoats ofwool/fine animal hair, knittd/c	2 508	2 610	28 431	31 948
6108193000	Women's/girl's slips & petticoats ofcotton, knitted/crocheted	84	111	4 253	4 828
6108199010	Women's/girl's slips & petticoats ofof silk, knitted/croch	0	1	0	3
6108199090	Women's/girl's slips & petticoats ofoth textile materials, knitted/c	3	315	7	10 064
6108210000	Women's/girl's briefs & panties ofcotton, knitted/crocheted	469 563	1 192 278	1 169 592	3 434 089
6108220000	Women's/girl's briefs & panties ofman-made fibres, knitted/croch	65 046	185 688	249 307	889 211
6108290000	Women's/girl's briefs & panties ofoth textile materials, knitted/crc	2 995	12 448	29 941	120 271
6108310000	Women's/girl's nightdresses & pyjamasof cotton, knitted/crochete	33 241	144 684	72 455	461 395
6108320000	Women's/girl's nightdresses & pyjamasof man-made fibres, knitte	1 653	32 632	5 943	142 929
6108390000	Women's/girl's nightdresses & pyjamas of oth textile materials, kn	258	5 431	3 273	65 786
6108910000	Women's/girl's negliges,bathrobes,dressgowns of cotton, knitted/	950	2 540	14 494	43 435
6108920000	Women's/girl's negliges,bathrobes,dressgowns of man-made fibr,	2 915	9 323	29 059	80 686

## I.3. IMPOR MENURUT KOMODITI / IMPORT BY HS COMMODITY

\*\*\* JUNI/JUNE 2012 \*\*\*

HS	Uraian Komoditi Commodity Description	Berat Bersih / Net Weight (Kg)		Nilai / Value C.I.F (US\$)	
		Bulan ini Current Month	Kumulatif Cum.Jan. to date	Bulan ini Current Month	Kumulatif Cum.Jan. to date
6108990000	Women's/girl's negliges,bathrobes,dressgown of oth textile matr,	1 822	2 042	33 583	37 152
6109101000	T-shirts, singlet&oth vests of cotton,knitted/crocheted for men/bc	121 421	478 950	1 012 477	5 654 267
6109102000	T-shirts, singlet&oth vests of cotton,knitted/crocheted for women	163 706	571 007	911 677	5 342 457
6109901000	T-shirts,singlet&oth vests of rami,linen,silk, knittd/crochtd for mer	21	1 842	915	95 937
6109902000	T-shirts,singlet&oth vests of oth txtilematerials, knitted/croch for	37 972	107 644	389 098	3 085 901
6109903000	T-shirts,singlet&oth vests of oth txtilematerials, knittd/croch for w	32 998	138 628	523 735	1 966 896
6110110000	Jerseys,pullovers,cardigans,waistcoatof wool, knitted/crocheted	26 324	27 134	411 685	457 629
6110120000	Jerseys,pullovers,cardigans,waistcoatof kashmir goats , knitted/crc	9	126	1 885	23 857
6110190000	Jerseys,pullovers,cardigans,waistcoatof oths wool/fine animal hair	6 299	7 082	66 497	84 956
6110200000	Jerseys,pullovers,cardigans,waistcoatof cotton, knitted/crocheted	23 941	135 678	308 769	2 521 394
6110300000	Jerseys,pullovers,cardigans,waistcoatof man-made fibres, knitted/	5 560	39 465	260 914	1 585 960
6110900000	Jerseys,pullovers,cardigans,waistcoatof other textile materials, kni	509	99 918	47 407	1 209 225
6111200000	Babies garment&clothing accessories ofcotton, knitted/crocheted	12 621	74 613	209 711	1 285 567
6111300000	Babies garment&clothing accessories ofsynthtc fibres, knitted/cro	6 768	42 604	14 685	125 895
6111900000	Babies garment&clothing accessories ofoth textile material, knitte	1 457	54 459	2 359	681 110
6112110000	Track suits of cotton knitted/crocheted	0	2	0	79
6112120000	Track suits of synthetic fibres knitted/crocheted	0	96	0	3 722
6112190000	Track suits of other textile materials,knitted/crocheted	0	6	0	151
6112200000	Ski suits, knitted/crocheted	0	2	0	105
6112310000	Men's/boy's swimwear of syntheticfibres, knitted/crocheted	461	5 851	23 470	341 375
6112390000	Men's/boy's swimwear of oth textilematerials, knitted/crocheted	0	28	0	1 079
6112410000	Women's/girl's swimwear of syntheticfibres, knitted/crocheted	6 560	21 121	183 899	1 165 708
6112490000	Women's/girl's swimwear of oth textilematerials, knitted/crochete	37	2 677	1 387	33 980
6113001000	Divers' suits,made up of knitt/cochet,fabrics of heading 5903, 590	63	1 236	4 743	42 304
6113003000	Garment for protection from fire made-up of knitt/cochet,head 59	0	1 042	0	6 589
6113004000	Oth protective work garment made-up of knitt/cochet,head 5903;	6 331	17 599	20 176	77 739
6113009000	Oth garment,made up of knitt/crochetfabrics of heading 5903,590	4 822	42 814	45 945	487 424
6114200000	Oth garments of cotton, knitted/crocheted	2 033	5 626	30 227	156 446
6114302000	Oth garment for protection from fireof man-made fibres,knitted/c	0	47	0	3 857
6114309000	Oth garments of man-made fibres,knitted/crocheted	928	8 313	36 035	579 131
6114900000	Oth garments of oth textile materials,knitted/crocheted	6 070	8 725	44 743	77 555
6115101000	Stockings for varises veins of synthcticfibres, knitted/crocheted	0	12	0	224
6115109000	Oth graduated compression hosiery,knitted/crocheted	2 235	6 922	20 133	51 649
6115210000	Oth panty hose&tights of synthetic fibr,single yarn<67 decitex, knit	5	31	191	1 086
6115220000	Oth panty hose&tights of synthetic fibr,single yarn<67/>67 decite	584	11 057	22 269	126 586
6115291000	Oth panty hose&tights of cotton,knitted/crocheted	0	18 861	0	69 281
6115299000	Oth panty hose&tights of oth textilematerials, knitted/crocheted	11 976	25 091	68 454	143 119
6115301000	Oth women's full-length,knee-lengthhosiery of cotton, single yarn	0	10	0	288
6115309000	Oth women's full-length,knee-lengthhosiery of not cotton,single y	1 928	6 891	1 522	170 496
6115940000	Footwear without applied soles of wool/fine animal hair, knitted/c	3	163	123	5 321
6115950000	Footwear without applied soles ofcotton, knitted/crocheted	3 258	33 254	97 283	670 735
6115960000	Footwear without applied soles ofsynthetic fibres, knitted/crochet	32 141	141 330	220 592	862 763
6115990000	Footwear without applied soles ofoth textile material, knitted/cro	16	2 686	734	34 978
6116101000	Divers' gloves, impregnated coatedplastics/rubbers, knit/croch	0	6 382	0	71 588
6116109000	Gloves,mittens,mitts, impregnatedcoated plastics/rubbers, knit/cr	14 523	61 304	220 649	721 428
6116910000	Gloves,mittens,of wool/fine animal hairnot impregn coated plastic	0	16 737	0	69 734
6116920000	Gloves,mittens,of cotton not impregncated plastics/rubbers, knit	3 747	36 267	13 279	62 822
6116930010	Divers' gloves of synthetic fibres notimpregn coated plastics/rubb	12	2 076	473	7 700
6116930090	Gloves,mittens,of synthetic fibres notimpregn coated plastics/rubl	7 583	37 093	56 976	312 170
6116990000	Gloves,mittens,of oth textile materialsnot impregn coated plastics	4	760	1	8 801
6117101000	Shawls,scarves,mufflers,mantillas&the like of cotton, knitted/croc	13	2 086	611	28 438
6117109000	Shawls,scarves,mufflers,mantillas&the like of not cotton,knittd/cr	4 210	38 330	232 756	460 756
6117801100	Ties, bow ties & cravats of wool/fineanimal hair, knitted/crochete	0	520	0	4 522
6117801900	Ties, bow ties & cravats of oth thanwool/fine animal hair, knitted/	6 743	12 205	124 847	252 344
6117802000	Wrist band,knee band/anide bandknitted/crocheted	7 889	23 616	79 665	340 960
6117809000	Other clothing accessories, knitted/crocheted	13 188	151 562	221 052	2 225 488
6117900000	Other parts of garment, knitted/crocheted	95 868	414 995	1 022 633	4 408 674
6201110000	Men's/boy's ovr coats,car coat,capes ofwool/fine animal hair oth t	7	18	2 904	3 337
6201120000	Men's/boy's ovr coats,car coat,capes ofcotton oth than of heading	359	2 078	8 910	54 129
6201130000	Men's/boy's ovr coats,car coat,capes ofman-made fibr oth than of	30 467	40 622	82 019	269 291
6201190010	Men's/boy's ovr coats,car coat,capes of silk oth than of heading 62	0	7	0	675
6201190090	Men's/boys' ovr coats,car coat,capes ofoth textl matr oth thn of	476	52 806	4 418	315 755
6201910000	Men's/boys' wind-cheaters,wind-jacketsof wool/fne animl hair oth	40	62	5 069	5 661
6201920000	Men's/boys' wind-cheaters,wind-jacketsof cotton oth than of heac	338	15 203	16 757	218 597
6201930000	Men's/boys' wind-cheaters,wind-jacketsof man-made fibr oth thn	40 253	93 230	233 165	860 569
6201990010	Men's/boys' wind-cheaters,wind-jacketsof silk oth than of heading	0	50	0	1 345
6201990020	Men's/boys' wind-cheaters,wind-jacketsof rami oth than of headir	0	2 496	0	61 940
6201990090	Men's/boys' wind-cheaters,wind-jacketsof oth textl matr oth thn	444	16 701	6 280	625 202
6202110000	Women's/girl's ovr coats,car coat,capesof wool/fne animl hair oth	71	170	7 429	14 127
6202120000	Women's/girl's ovr coats,car coat,capesof cotton oth than of head	609	3 660	15 991	239 444
6202130000	Women's/girl's ovr coats,car coat,capesof man-made fibr oth thn	352	6 060	20 807	139 718

I.3. IMPOR MENURUT KOMODITI / IMPORT BY HS COMMODITY

\*\*\* JUNI/JUNE 2012 \*\*\*

HS	Uraian Komoditi Commodity Description	Berat Bersih / Net Weight (Kg)		Nilai / Value C.I.F (US\$)	
		Bulan ini Current Month	Kumulatif Cum.Jan. to date	Bulan ini Current Month	Kumulatif Cum.Jan. to date
6202190090	Women's/girl's ovr coats,car coat,capesof oth textl matr l oth thn c	0	1 111	0	17 279
6202910000	Women's/girl's wind-cheaters,wind-jacketof wool/fne animl hair o	6	70	12 312	16 151
6202920000	Women's/girl's wind-cheaters,wind-jacketof cotton oth than of he	870	5 557	50 632	217 496
6202930000	Women's/girl's wind-cheaters,wind-jacketof man-made fibr oth th	436	10 426	42 758	265 505
6202990090	Women's/girl's wind-cheaters,wind-jacketof oth textl matr l oth th	13	116	523	17 756
6203110000	Men's/boy's suits of wool/fine animalhair, not knitted/crocheted	18	382	7 405	37 195
6203120000	Men's/boy's suits of synthetic fibres,not knitted/crocheted	677	3 218	26 556	116 608
6203191010	Men's/boy's suits of cotton, printed bytraditional batik process,no	0	1	0	1
6203191090	Men's/boy's suits of cotton, not printedby trdtional batik proces	2 066	10 826	4 707	47 849
6203199090	Men's/boy's suits of other textile material not knitted/crocheted	0	1 296	0	16 520
6203220010	Men's/boy's ensembles of cotton,printedby trdtional batik proces	0	3	0	288
6203220090	Men's/boy's ensembles of cotton,notprinted by trdtional batik prc	0	68	0	7 013
6203230000	Men's/boy's ensembles of syntheticfibres,not knitted/crocheted	753	753	3 146	3 146
6203299000	Men's/boy's ensembles of other textilematerial, not knitted/croch	0	499	0	710
6203310000	Men's/boy's jackets&blazers of wool/fine animal hair, not knitted/	457	3 628	32 652	238 658
6203320010	Men's/boy's jackets&blazers of cotton,printed by trdtional batik pi	0	20	0	817
6203320090	Men's/boy's jackets&blazers of cotton,not printed by trdtional bat	12 012	77 599	59 613	532 155
6203330000	Men's/boy's jackets&blazers of synthtcfibres, not knitted/crochete	15 220	128 647	159 118	838 729
6203390000	Men's/boy's jackets&blazers of othertextile material, not knitt/crc	632	8 312	29 883	291 961
6203410000	Men's/boy's trousers, breeches&shortsof wool/fine animal hair,nc	279	2 639	18 190	183 799
6203421000	Men's/boy's bib&brace overalls ofcotton, not knitted/crocheted	62	1 464	4 595	21 269
6203429000	Men's/boy's trousers, breeches&shortsof cotton, not knitted/croc	537 425	1 942 308	1 984 088	10 839 830
6203430000	Men's/boy's trousers, breeches&shortsof synthtcfibres,not knitt/c	12 618	60 888	507 312	2 084 299
6203490010	Men's/boy's trousers, breeches&shortsof silk, not knitted/crochet	40	148	687	4 730
6203490090	Men's/boy's trousers, breeches&shortsof oth textile material,not l	1 865	29 432	53 024	480 326
6204120090	Female's suits of cotton, not printed bytraditional batik process	14 934	70 477	34 402	201 552
6204130000	Female's suits of synthetic fibres	6 588	16 267	15 368	43 256
6204190019	Female's suits of silk, not printed bytraditional batik process	0	10	0	570
6204190090	Female's suits of oth textiles, not silk	398	79 301	3 168	134 581
6204220010	Female's ensembles of cotton, printed bytraditional batik process	0	17	0	1 765
6204220090	Female's ensembles of cotton, notprinted by traditional batik proce	0	18	0	1 136
6204230000	Female's ensembles of synthetic fibres	0	1 052	0	3 257
6204290090	Female's ensembles of other textiles,not silk	0	3	0	444
6204310000	Female's jackets & blazers of wool/fineanimal hair	3	302	4 830	34 977
6204320010	Female's jackets & blazers of cotton,printed by traditional batik pro	2	2	425	425
6204320090	Female's jackets & blazers of cotton,not printed by traditional bati	5 833	26 258	218 812	920 572
6204330000	Female's jackets & blazers of syntheticfibres	11 152	68 137	152 442	773 202
6204390011	Female's jackets and blazers of silk,printed by traditional batik pro	0	29	0	5 773
6204390019	Female's jackets and blazers of silk,not printed by traditional batik	2	39	391	5 280
6204390090	Oth female's jackets and blazers of othtextiles, not silk	1 008	6 196	68 555	432 713
6204410000	Female's dresses of wool/fine animalhair	0	61	0	7 182
6204420010	Female's dresses of cotton, printed bytraditonal batik process	0	782	0	24 973
6204420090	Female's dresses of cotton, not printedby traditional batik process	185 540	536 119	664 091	2 416 038
6204430000	Female's dresses of synthetic fibres	54 153	243 447	597 726	2 913 988
6204440000	Female's dresses of artificial fibres	4 521	18 934	261 523	1 054 076
6204490011	Female's dresses of silk, printed bytraditional batik process	9	27	554	4 970
6204490019	Female's dresses of silk, not printed bytraditional batik process	195	1 249	23 014	212 579
6204490090	Female's dresses of oth textiles, not silk and not by traditional batik	2 570	11 384	75 155	360 260
6204510000	Female's skirts & divided skirts of wool/fine animal hair	1	21	84	6 350
6204520010	Female's skirts & divided skirts ofcotton, printed by traditional bat	0	84	0	4 645
6204520090	Female's skirts & divided skirts ofcotton, not by traditional batik pi	36 450	102 494	195 099	810 736
6204530000	Female's skirts & divided skirts ofsynthetic fibres	18 175	52 254	196 358	901 678
6204590011	Female's skirts & divided skirts of silk, printed by traditional batik p	0	4	0	1 541
6204590019	Female's skirts & divided skirts of silk, not by traditional batik proc	19	46	4 055	14 582
6204590090	Female's skirts & divided skirts of othtextiles,not silk	759	4 357	50 838	251 199
6204610000	Female's trousers/bib&brace overall/breeches/shorts of wool/fine	76	290	8 027	29 687
6204620000	Female's trousers/bib&brace overall/breeches/shorts of cotton	294 225	854 897	1 981 916	8 866 621
6204630010	Female's trousers/shorts/etc of synthtcfibers for clothing aviator	1 680	3 896	4 346	6 427
6204630090	Female's trousers/shorts/etc of synthtcfibers not for clothing avia	4 838	100 471	183 304	1 087 059
6204690000	Female's trousers/shorts/etc of oth woolor fine animal hair and cc	44 664	282 034	341 355	1 536 693
6205200010	Male's shirts of cotton, printed bytraditional batik process	0	5 393	0	88 572
6205200090	Male's shirts of cotton, not printed bytraditional batik process	50 653	217 824	651 541	5 121 200
6205300000	Male's shirts of man-made fibres	1 739	7 649	53 903	296 489
6205901000	Male's shirts of oth textiles of wool orfine animal hair	1	174	4	9 313
6205909019	Male's shirts of silk, not printed bytraditional batik process	0	70	0	697
6205909090	Male's shirts of oth wool or fine animalhair, not silk	917	18 571	35 772	347 337
6206100010	Female's blouses/shirts/shirt blouses of silk/waste, by traditional b	0	143	0	6 858
6206100090	Female's blouses/shirts/shirt blouses of silk/waste, not by trad bati	1 493	6 436	131 290	602 500
6206200000	Female's blouses/shirts/shirt blouses ofwool/fine animal hair	0	28	0	1 329
6206300010	Female's blouses/shirts/shirt blouses ofcotton, by traditional batik	0	268	0	10 652
6206300090	Female's blouses/shirts/shirt blouses ofcotton, not by traditional t	86 992	358 721	651 625	3 475 972

## I.3. IMPOR MENURUT KOMODITI / IMPORT BY HS COMMODITY

\*\*\* JUNI/JUNE 2012 \*\*\*

HS	Uraian Komoditi Commodity Description	Berat Bersih / Net Weight (Kg)		Nilai / Value C.I.F (US\$)	
		Bulan ini Current Month	Kumulatif Cum.Jan. to date	Bulan ini Current Month	Kumulatif Cum.Jan. to date
6206400000	Female's blouses/shirts/shirt blouses of man-made fibres	50 040	217 585	789 536	4 083 062
6206900000	Female's blouses/shirts/shirt blouses of other textiles	80 182	343 268	492 081	2 361 130
6207110000	Male's underpants & briefs of cotton	1 458	2 310	47 604	84 494
6207190000	Male's underpants & briefs of other textiles, not cotton	2 138	3 916	19 374	39 405
6207210090	Male's nightshirts & pyjamas of cotton, not printed by traditional batik	19	1 652	1 665	29 465
6207220000	Male's nightshirts & pyjamas of man-made fibres	0	137	0	5 578
6207290090	Male's nightshirts & pyjamas of other textiles, not silk & cotton	0	110	0	1 632
6207910000	Male's wear, not underpants/briefs/nightshirts/pajamas of cotton	15	562	1 279	5 880
6207991000	Male's wear, not underpants/briefs/nightshirts/pajamas of man-made fibres	13	260	145	1 896
6207999000	Male's wear, not underpants/briefs/nightshirts/pajamas of other textiles	8	113	69	4 639
6208110000	Female's slips & petticoats of man-made fibres	0	34	0	585
6208190000	Female's slips & petticoats of other textiles	3	900	99	3 456
6208210090	Female's nightdresses & pajamas of cotton, not by traditional batik	78	21 604	2 321	69 697
6208220000	Female's nightdresses & pajamas of man-made fibres	85	7 679	2 270	36 509
6208290090	Female's nightdresses & pajamas, not cotton & other textiles	19 750	21 001	45 425	66 909
6208910011	Female's negligees of cotton printed by traditional batik process	0	45	0	1 537
6208910019	Female's negligees of cotton not printed by traditional batik process	1	2 064	30	5 330
6208910090	Other female's negligees of cotton	2 669	23 105	13 929	82 907
6208920011	Female's negligees of man-made fibres, printed by traditional batik process	0	45	0	1 177
6208920019	Female's negligees of man-made fibres, not printed by traditional batik process	130	709	860	3 532
6208920090	Other female's wear of cotton, not negligees	3 051	7 499	10 218	31 561
6208999000	Female's wear of other textiles, not wool or fine animal hair	16	3 641	301	16 079
6209203000	Babies' t-shirts, shirts, pajamas, same items of cotton	2 264	10 637	39 375	217 572
6209209010	Babies' suits, pants and same items of cotton, not t-shirts/shirts/pajamas	3 713	17 296	55 398	354 558
6209209090	Other babies' suits, pants and same items of cotton, not t-shirts/shirts/pajamas	190	4 751	10 484	131 144
6209301000	Babies' suits, pants & same items of synthetic fibres	666	11 030	18 465	109 228
6209303000	Babies' t-shirts, shirts, pajama, & same items of synthetic fibres	205	1 651	11 299	23 281
6209304000	Babies' clothing accessories of synthetic fibres	413	688	18 163	19 360
6209309000	Babies' garments of synthetic fibres, not suits/pants/t-shirts/shirts/pajamas	10 770	14 916	154 222	191 658
6209900000	Babies' garments & clothing accessories of other textiles, not cotton/synthetic fibres	99	1 488	4 752	32 963
6210101100	Work protective garment of chemicals/radiation/fire from fabrics of other textiles	0	11 082	0	212 645
6210101900	Work protective garment of other hazardous substances from fabrics of other textiles	0	483	0	13 884
6210109000	Garment from fabric 5602/5603, not for work protective	155	7 240	1 734	89 815
6210202000	Other garment of subhead 620111-620119, protective work from fire	7 878	8 411	94 487	97 492
6210204000	Other garment of subhead 620111-620119, of other protective work	6	1 033	97	23 737
6210209000	Other garment of subhead 620111-620119, for protective work from fire	299	762	2 117	15 310
6210304000	Other garment of subhead 620211-620219, of other protective work	0	56	0	1 169
6210309000	Other garment of subhead 620211-620219, for protective work from fire	3 494	15 305	48 169	192 275
6210401000	Other male garment of 5602/03;5903/06/07 for protective work from fire	17	109	1 330	9 619
6210409000	Other male garment of 5602/03;5903/06/07 for protective work from fire	345	4 395	21 355	264 046
6210501000	Other female garment of 5602/03;5903/06/07 for protective work from fire	3	1 177	240	58 125
6210509000	Other female garment of 5602/03;5903/06/07 for protective work from fire	1 198	7 203	49 705	292 782
6211110000	Male's swimwear	4 093	14 382	245 695	589 962
6211120000	Female's swimwear	855	2 585	43 136	142 889
6211321000	Other male's garments of cotton for fencing/wrestling	108	108	7 849	7 849
6211329000	Other male's garments of cotton not for fencing/wrestling/pilgrimage	2	12 561	148	30 401
6211331000	Other male's garments of man-made fibres for fencing or wrestling	3	36	40	759
6211332000	Other male's garments of man-made fibres to protect from fire	0	14	0	432
6211339000	Other male's garments of man-made fibres to protect from other hazard	28	1 389	2 546	53 220
6211399000	Other male's garments of synthetic fibres to protect from other hazard	723	1 013	10 409	15 948
6211421000	Other female's garments of cotton for fencing/wrestling	1 023	5 763	10 489	83 820
6211429000	Other male's garments of cotton not for fencing/wrestling/prayer cloaks	658	4 565	27 266	143 335
6211431000	Other female's garment of man-made fibres for surgical gowns	0	6	0	320
6211432000	Other female's garment of man-made fibres for prayer cloaks	0	1	0	25
6211439000	Other female's garment of man-made fibres not for subhead 6211431	1 229	21 871	72 614	308 403
6211491000	Other female's garment of other textiles for fencing/wrestling	0	334	0	46 865
6211493000	Other female's garment of other textiles for prayer cloaks	0	1	0	3
6211499000	Other female's garment of other textiles not for fencing/wrestling/prayer cloaks	57	347	3 831	28 605
6212101000	Brassieres of cotton, not knitted/crocheted	57 001	178 945	269 165	1 531 428
6212109000	Brassieres of other textiles, not knitted/crocheted	712 837	2 336 742	2 879 599	12 534 289
6212201000	Girdles & panty-girdles of cotton, not knitted/crocheted	985	1 037	15 047	18 240
6212209000	Girdles & panty-girdles of textile materials, not knitted/crocheted	1 470	14 102	34 670	336 868
6212301000	Corsets of cotton, not knitted/crocheted	6	54	212	1 860
6212309000	Corsets of other textile materials, not knitted/crocheted	4 931	16 723	78 115	286 931
6212901900	Suspenders/garters/braces of cotton not for treatment of scar/athlete's foot	1 738	19 220	88 602	370 385
6212909100	Suspenders/garters/braces of other textile materials for treatment of scar/athlete's foot	0	4	0	67
6212909900	Suspenders/garters/braces of other textiles not for treatment of scar/athlete's foot	44 163	283 363	802 919	5 577 569
6213201000	Handkerchiefs of cotton, printed by traditional batik process	4	10 405	126	113 468
6213209000	Handkerchiefs of cotton, not printed by traditional batik process	33 791	58 837	73 010	176 825
6213909900	Handkerchiefs of other textiles not silk/waste, not by traditional batik process	5	15	119	280
6214101000	Scarves/mufflers/mantillas/veils of silk/waste, by traditional batik process	0	21	0	1 993



I.3. IMPOR MENURUT KOMODITI / IMPORT BY HS COMMODITY

\*\*\* JUNI/JUNE 2012 \*\*\*

HS	Uraian Komoditi Commodity Description	Berat Bersih / Net Weight (Kg)		Nilai / Value C.I.F (US\$)	
		Bulan ini Current Month	Kumulatif Cum.Jan. to date	Bulan ini Current Month	Kumulatif Cum.Jan. to date
6214109000	Syals/scarves/mufflers/mantillas/veilsof silk/waste, not by trad ba	61	729	25 616	201 590
6214200000	Syals/scarves/mufflers/mantillas/veilsof wool/fine animal hair	24	3 852	9 992	49 332
6214301000	Syals/scarves/mufflers/mantillas/veilsof synth fibres, by trad batik	0	5 966	0	13 874
6214309000	Syals/scarves/mufflers/mantillas/veilsof synth fibres, not by trad b	25 239	184 185	84 843	634 456
6214409000	Syals/scarves/mufflers/mantillas/veilsof artificial fibres, not trad ba	506	2 814	24 046	155 727
6214901000	Syals/scarves/mufflers/mantillas/veilsof oth textiles, by trad batik	0	86	0	3 706
6214909000	Syals/scarves/mufflers/mantillas/veilsof oth textiles, not by trad b	783	19 311	16 465	321 827
6215101000	Ties/bow ties/cravats of silk/waste,printed by traditional batik pro	0	4	0	517
6215109000	Ties/bow ties/cravats of silk/waste,not printed by traditional batik	254	2 021	18 895	144 306
6215201000	Ties/bow ties/cravats of man-made fibres, printed by traditional b	0	40	0	560
6215209000	Ties/bow ties/cravats of man-made fibres, not printed by traditior	471	4 725	8 037	44 586
6215901000	Ties/bow ties/cravats of oth textiles,printed by traditional batik pr	0	330	0	7 566
6215909000	Ties/bow ties/cravats of oth textiles,not printed by traditional batik	1	143	12	10 767
6216001000	Protective work gloves, mittens & mitts	5 860	39 474	60 875	374 253
6216009100	Oth gloves, mittens & mitts of wool/fineanimal hair	0	4	0	1 062
6216009200	Oth gloves, mittens & mitts of cotton	0	901	0	8 016
6216009900	Oth gloves, mittens & mitts not wool/fine animal hair/cotton	1 460	10 685	10 476	212 943
6217101000	Accesories of oth made up clothing, oththan hd 6212 for judo belt	16 064	81 008	297 707	1 511 859
6217109000	Accesories of oth made up clothing, oththan hd 6212, not for judo	43 432	261 621	712 786	4 512 816
6217900000	Parts of garments or clothing accssories oth than of heading 6212	87 288	669 141	1 365 414	11 759 961
6301100000	Electric blankets	99	11 436	527	197 842
6301200000	Blankets (not electric) & trvelling rugsof wool/fine animal hair	1 920	7 294	38 497	121 326
6301300010	Blankets (not electric) & trvelling rugsof cotton	3 746	3 751	68 663	68 776
6301300090	Blankets (not electric) & trvelling rugsof cotton	26 587	54 953	35 252	211 276
6301400010	Blankets (not electric) & trvelling rugsof synthtc fibres of nonwove	1 969	67 522	18 859	323 053
6301400090	Blankets (not electric) & trvelling rugsof synthtc fibres of woven fa	235 134	1 519 376	572 332	2 920 374
6301900010	Oth blankets & travelling rugs, nonwoven fabrics of nonwoven fab	0	220	0	935
6301900090	Oth blankets & travelling rugs of wovenfabrics	70 682	304 092	65 549	398 451
6302100000	Bed linen, knitted/crocheted	5	1 961	126	13 735
6302210000	Oth bed linen of cotton, printed	105	14 382	891	146 863
6302229000	Oth bed linen of man-made fibres ofwoven fabrics, printed	15 594	76 833	105 953	422 214
6302290000	Oth bed linen of oth textiles, printed	19	5 326	60	114 305
6302310000	Oth bed linen of cotton, not printed	1 841	175 830	13 572	1 848 907
6302321000	Oth bed linen of man-made fabrics ofnonwoven fabrics	14 390	29 932	34 633	108 409
6302329000	Oth bed linen of man-made fabrics ofwoven fabrics	884	35 360	6 291	85 459
6302390000	Oth bed linen of oth textiles, notprinted	0	1 746	0	12 223
6302400000	Table linen, knitted or crocheted	218	1 776	1 802	7 043
6302510010	Oth table linen of cotton, printed bytraditional batik process	48	48	609	609
6302510090	Oth table linen of cotton, not printedby traditional batik process	630	13 585	13 816	31 450
6302530000	Oth table linen,of man-made fibres	1 520	25 774	3 553	162 090
6302590000	Oth table linen,of oth textiles	0	30 103	0	227 743
6302600000	Toilet&kitchen linen of terry towelling/similar terry fabrics of cott	266 972	1 525 859	519 878	2 860 352
6302910000	Oth linen not for bed, table, toilet &kitchen of cotton	2 068	4 280	21 046	55 633
6302930000	Oth linen not for bed, table, toilet &kitchen of man-made fibres	32 922	108 323	168 815	658 257
6302990000	Oth linen not for bed, table, toilet &kitchen of oth textiles	2 892	13 523	17 539	75 412
6303120000	Curtains (inc drapes) & int blinds/bedvalances of synth fibres, knitt	1 289	17 182	9 631	132 527
6303199000	Curtains (inc drapes) & int blinds/bedvalances of oth cotton, knitte	731	3 686	8 557	50 368
6303910000	Curtains (inc drapes) & int blinds/bedvalances of cotton, not knitte	46	75	673	2 494
6303920000	Curtains (inc drapes) & int blinds/bedvalances of synth fibres, not l	667	53 735	10 499	483 460
6303990000	Curtains (inc drapes) & int blinds/bedvalances of oth textiles, not k	5 028	14 517	14 758	66 457
6304191090	Bedspreads of cotton, not printed bytraditional batik process	569	2 467	3 249	18 142
6304192000	Bedspreads of nonwoven, not knitted/crocheted	0	6	0	243
6304911000	Mosquito nets, knitted/crocheted	154 599	157 160	990 540	1 014 892
6304919000	Oth furnishing artcl, not bedspread/mosquito nets, knitted/croche	4	223	6	967
6304920000	Oth furnishing artcl of cotton, notbedspread & not knitted/croche	221	1 361	825	11 781
6304930000	Oth furnishing artcl of synthetic fibres, not bedspread & not knitte	6 893	52 115	40 499	323 031
6304990000	Oth furnishing artcl of oth textiles,not bedspread & not knitted/cr	970	4 057	5 707	10 599
6305101100	New sacks & bags of jute for packinggoods	684 301	5 324 729	562 410	4 610 972
6305101900	New sacks & bags of oth textiles bastfibres of hd 5303 for packing	1 086	12 295	6 022	90 932
6305102100	Used sacks & bags of jute, for packinggoods	90 086	522 086	11 822	66 254
6305102900	Used sacks & bags of oth textiles basifibres of hd 5303 for packing	303	306	3 739	3 752
6305200000	Sack&bag of cotton for packing goods	14 366	42 965	218 997	725 210
6305321000	Flxible intrmdiate bulk containrs ofsynthetic textiles, nonwoven	144	365	1 033	3 700
6305322000	Flxible intrmdiate bulk containrs ofsynthetic textiles, knitted/croch	0	1 034	0	5 000
6305329000	Flxible intrmdiate bulk containrs of syntxtiles, nonwoven & not kni	92	201 487	719	752 814
6305331000	Sack&bag of polyethylene/polypropylenestrip/same items, knittec	0	929	0	4 177
6305339000	Sack&bag of polyethylene/polypropylenestrip, not knitted/croche	37 659	229 934	112 533	766 217
6305391000	Oth sack&bag of synthetice textils of nonwoven	288	4 534	2 383	27 114
6305399000	Oth sack&bag of synthetice textils of woven & not knitted/crochet	1	1 617	2	29 256
6305909000	Sacks & bags of oth textiles not hemp/coconut (coir) of heading 53	5 179	5 292	6 283	6 804
6306120000	Tarpaulins, awnings & sunblinds ofsynthetic fibres	11 698	138 748	117 451	470 461

I.3. IMPOR MENURUT KOMODITI / IMPORT BY HS COMMODITY

\*\*\* JUNI/JUNE 2012 \*\*\*

HS	Uraian Komoditi Commodity Description	Berat Bersih / Net Weight (Kg)		Nilai / Value C.I.F (US\$)	
		Bulan ini Current Month	Kumulatif Cum.Jan. to date	Bulan ini Current Month	Kumulatif Cum.Jan. to date
6306191000	Tarpaulins, awnings & sunblinds of othtextiles of coir fibres of hea	0	1 969	0	7 462
6306199000	Tarpaulins, awnings & sunblinds of othtextiles, not coir fibres/cott	41 698	71 072	41 426	159 754
6306220000	Tents of synthetic fibres	21 073	67 685	100 129	302 054
6306299000	Tents of oth textiles, oth than cotton	63	1 214	4 099	19 125
6306300000	Sails for boats/sailboards/landcraft	8	320	280	10 594
6306401000	Pneumatic mattresses of cotton	0	197	0	4 249
6306409000	Pneumatic mattresses, oth than cotton	0	1 646	0	11 968
6306900010	Camping goods of cotton	0	6 725	0	55 600
6306900099	Camping goods of oth textiles of woven	185	251	644	2 773
6307101000	Floor/dish/similar cleaning clothes ordusters of nonwoven	2 291	31 547	24 102	206 959
6307102000	Floor/dish/similar cleaning clothes ordusters of felt	663	3 091	5 439	28 751
6307109000	Floor/dish/similar cleaning clothes ordusters woven oth than felt	34 985	175 941	320 217	1 652 939
6307200000	Life-jackets & life-belts	35 112	88 659	71 934	288 205
6307903000	Umbrella covers in triangular piece	17	696	3 377	25 195
6307904000	Surgical masks	713	6 623	15 929	103 091
6307906100	Harnesses safety suitable for industrialuse	37	5 887	2 688	48 024
6307906900	Harnesses safety suitable not forindustrial use	37	2 702	477	27 157
6307907000	Fans and handscreens	0	11	0	57
6307909000	Oth made up articles, not umbrella covers/surgical masks/harnesse	33 015	306 416	442 397	3 259 123
6308000000	Sets, consist of woven fabric&yarn w/oaccessories txtiles articles f	10 763	36 982	74 127	396 444
6309000000	Worn clothing & oth worn articles.	348	24 141	21 922	228 999
6310101000	Used/new rags, sorted	0	15	0	178
6310109000	Scrap twine/cordage/rope/cbles worn outarticles of those, sorted	677 030	2 997 068	657 536	2 498 364
6310901000	Used/new rags, unsorted	0	2	0	40
6310909000	Scrap twine/cordage/rope/cbles worn outarticles of those, unsort	29	5 641	190	56 211
6401100000	Waterproof footwear incorp protectivemetal toe-cap with outer s	36 933	236 818	61 827	474 624
6401920000	Oth waterproof footwear, covering theankle but not cover the kne	7	4 078	352	29 454
6401990000	Oth waterproof footwear with outer solesplastic by stitching, riveti	160 500	901 296	275 948	1 318 881
6402120000	Ski-boots/cross-country ski-footwear/snowboard boot with upper	0	336 406	0	1 948 720
6402191000	Wrestling footwear with upper of rubber/plastic	0	3 842	0	73 356
6402199000	Sports footwear not for wrestling/ski/same items with upper of ru	148 062	881 802	2 329 820	12 825 194
6402200000	Footwear with upper straps/thongsassembled to the sole by mear	22 604	77 995	135 021	391 277
6402911000	Diving boots covering the ankle withupper of rubber/plastics	0	464	0	12 736
6402919100	Oth diving boots cover the ankle incorprotective metal toe-cap, r	0	203	0	7 001
6402919900	Oth diving boots cover the ankle notincorp protct mtl toe-cap, ru	8 208	32 509	65 298	412 890
6402991000	Oth footwear not cover the ankle incorprotect metal toe-cap, rut	7	2 437	273	63 635
6402999000	Oth footwear not cover the ankle & notincorp protct mtl toe-cap	2 650 265	15 073 742	9 084 007	45 744 534
6403120000	Ski-boots, cross-country ski footwear & snowboard boot, with uppr	0	4	0	143
6403191000	Sports footwear fitted with spikes,cleats or the same item, leather	0	3 648	0	118 113
6403192000	Sports footwear for riding boots orbowling shoes, leathers	0	1 063	0	25 199
6403199000	Sports footwear not fitted with spikes/bowling/wrstling/weight lif	49 209	177 635	613 326	3 391 312
6403200000	Footwear, outer soles of leather, uppersof leather straps accros,in	201	1 338	12 567	61 887
6403400000	Oth footwear incorp protect metal toecap with upper of leathers	216 632	1 099 587	2 265 947	11 488 954
6403510000	Oth footwear with outer sole of leathercovering the ankle	0	3 586	0	105 027
6403590000	Oth footwear with outer sole of leather,not covering the ankle	175	5 024	16 220	267 772
6403910000	Oth footwear, not for sprts/incorp metaltoe-cap protect, covering	19 614	79 457	281 984	859 356
6403990000	Oth footwear, not for sprts/incorp metaltoe-cap protect, not cover	159 141	652 013	2 573 844	12 983 913
6404111000	Sports footwear with outer sole rubbr/plstc, with spike/cleat	8	12 265	37	174 288
6404112000	Sports footwear for wrestling,weightlifting or gym with outer sole	0	2 798	0	83 222
6404119000	Sports footwear not fitted with spikes/wrstling/weight lifting/the l	49 665	326 925	858 359	5 307 408
6404190000	Oth sports footwear for oth purposessedwith outer soles of rubber/	293 215	1 084 843	2 335 542	10 565 583
6404200000	Oth footwear with outer soles of leather/composition leather	52	150	1 336	5 740
6405100000	Oth footwear, with uppers of leather/composition leather	2 664	12 030	303 938	1 054 342
6405200000	Oth footwear, with uppers of textiles	4 217	8 709	92 122	291 861
6405900000	Oth footwear, with upper of ith leather/composition leather/textil	77 520	310 283	249 498	1 015 073
6406101000	Uppers & parts thereof, oth than stiffeners of metal toe-caps	91 327	331 281	284 452	1 061 886
6406109000	Uppers & parts thereof, oth than stiffeners & not fitted with metal	207 758	1 339 089	2 180 109	18 688 851
6406200000	Parts of footwear with outer soles &heels, of rubber/plastics	1 312 163	6 587 479	7 873 503	42 155 146
6406901000	Parts of footwear of wood	63	19 932	606	165 994
6406902100	Oth parts of footwear of metal of iron/steel	28 392	123 375	196 610	2 520 598
6406902910	Oth parts of footwear of metal of copper	1 429	1 431	13 368	13 372
6406902990	Oth parts of footwear of oth metal, notiron/steel/copper	77 713	204 064	461 940	1 073 476
6406903100	Oth parts of footwear of rubber/plasticin-soles	77 594	447 861	760 295	3 952 651
6406903200	Oth parts of footwear of rubber/plasticcomplete-soles	11 656	47 171	177 077	532 341
6406903900	Oth parts of footwear of rubber/plasticout-soles	116 993	595 731	937 528	7 187 644
6406909100	Oth parts of footwear of oth materialsfor gaiters/leggings/same it	35 924	140 327	198 164	880 143
6406909900	Oth parts of footwear of oth materialsnot for gaiters/leggings/sar	311 653	1 916 330	3 859 060	19 981 491
6501000000	Hat-forms/bodies,hood of felt,not blockshape, not brims, plateau	309	1 479	484	11 251
6502000000	Hat-shapes, plaited by assembling stripof any material, no block st	0	135	0	16 972
6504000000	Hats&oth headgear/plaited by assemblingstrips of any material, tr	11 511	45 678	52 380	222 374
6505001000	Hats&oth headgear of a kind used forreligious purposes, knitted/c	2 476	14 486	18 237	238 497

I.3. IMPOR MENURUT KOMODITI / IMPORT BY HS COMMODITY

\*\*\* JUNI/JUNE 2012 \*\*\*

HS	Uraian Komoditi Commodity Description	Berat Bersih / Net Weight (Kg)		Nilai / Value C.I.F (US\$)	
		Bulan ini Current Month	Kumulatif Cum.Jan. to date	Bulan ini Current Month	Kumulatif Cum.Jan. to date
6505002000	Hats&oth headgear, knitt/crochet, hair-nets, knitted/crocheted	4 943	16 938	67 011	239 982
6505009000	Oth hats&oth headgear, not for hair-nets/religious purposes, knitt	47 756	127 253	317 804	1 388 218
6506101000	Protective helmets for motorcyclistswhether/not lined/trimmed	3 919	64 373	24 110	306 675
6506102000	Industrial safety & firefighters helmets, excl steel helmets whether	18 506	162 504	226 976	1 101 626
6506103000	Steel helmets safety	14	1 081	577	35 066
6506104000	Water polo headgear	20	1 634	223	4 386
6506109000	Oth safety headgear, not for motocyclist/industrial/firefighters/stc	11 157	104 372	181 560	877 768
6506910000	Oth headgear of rubber/of plastics	12 836	25 683	46 572	111 596
6506991000	Oth headgear of furskin	2	49	1 146	3 856
6506999000	Oth headger of oth materials, notfurskin	5 395	37 599	11 491	137 025
6507000000	Head-band,lining,cover,hat foundation,hat frame,peak&chinstrap,	42 011	204 941	165 425	1 533 364
6601100000	Garden/similar umbrellas	5 803	98 948	18 469	243 184
6601910000	Umbrellas & sun umbrellas having atelesopic shaft	73 252	343 800	86 669	614 228
6601990000	Umbrellas & sun umbrellas not having atelesopic shaft	493 626	2 985 832	681 709	4 406 171
6602000000	Walking-sticks, seat-sticks, whips, riding crops & the like.	15 106	68 388	51 940	249 484
6603200000	Umbrella frames, including frames mounted on shafts (sticks)	144 815	463 620	219 100	748 679
6603901000	Parts, trimmings & accessories forarticles of heading 6601	12 841	141 638	19 520	199 556
6603902000	Parts, trimmings & accessories forarticles of heading 6602	0	94	0	237
6701000000	Skin&oth part of bird with feathr/down,feathr,part of feathr,down	9 839	37 847	104 996	858 048
6702100000	Artificial flower, foliage, fruit, &parts thereof of plastics	219 539	1 083 127	565 688	2 748 387
6702901000	Artificial flower, foliage, fruit, &parts thereof of paper	686	4 285	6 703	22 750
6702902000	Artificial flower, foliage, fruit, &parts thereof of textiles	0	30	0	1 936
6702909000	Artific flower,foliage,fruit&partsthereof of oth mterials, not paper.	36 734	158 865	122 370	656 557
6703000000	Human hair, dressed, thinned, bleached,othwise worked for wigs/	33 891	63 737	1 304 898	4 908 658
6704110000	Complete wigs of synthetic textiles	1 088	7 532	6 914	88 754
6704190000	False beards, eyebrows, eyelashes,switches of synthetic textiles	16 180	24 786	179 655	373 319
6704200000	Wigs, false beards, eyebrows,eyelashesof human hair	0	437	0	8 678
6704900000	Wigs, false beards, eyebrows,eyelashes,of oth materials	11 783	75 264	51 836	743 640
6801000000	Setts, curbstones & flagstones, of naturals stone (except slate)	118 336	227 213	37 975	66 054
6802100000	Tiles, cubes, similar articles, square <7 cm, artif colored, chipping &	0	583 752	0	227 107
6802210000	Oth monmental/building stone of marble,travertine, alabaster, sin	1 135 665	10 470 753	307 737	2 443 196
6802230010	Oth monmental/building stone of granitwith polished slabs	1 195 283	8 016 110	308 667	1 828 437
6802230090	Oth monmental/building stone of granitwith not polished slabs	111 447	858 730	97 816	324 830
6802291000	Monumental/building stone of oth calcareous stone, simply cut/sa	0	174	0	2 200
6802299000	Monumental/building stone of oth stone, simply cut/sawn with a f	33	208 413	309	50 810
6802911000	Oth article monumental/building ofmarble	831 942	7 324 818	252 803	2 189 730
6802919000	Oth article monumental/building oftravertine & alabaster	27 618	65 717	8 784	43 222
6802930000	Oth article monumental/building ofgranite	747 910	4 506 526	198 688	1 232 655
6802990000	Oth article monumental/building ofoth stones,not marble/traverti	529 143	4 510 449	156 402	1 693 973
6803000000	Worked slate&articles of slate or ofaglomerated slate	58 007	167 315	29 982	73 605
6804100000	Millstones & grindstones for milling,grinding & pulping	696 376	3 456 482	1 505 964	7 893 453
6804210000	Oth millstone/grindstone for grinding of agglomerated synt/natur	29 357	506 326	351 615	3 421 626
6804220000	Oth millstone/grindstone of oth agglomerabrasv/cramc for grindir	758 730	4 897 592	2 283 143	12 077 323
6804230000	Oth millstone/grindstone of naturl stonefor grinding wheel&the lil	69 858	544 002	152 634	1 096 831
6804300000	Hand sharpening/polishing stones	153 355	1 140 190	127 342	991 980
6805100000	Natural/artificial abrasive powder/grainon a base of woven textile	470 979	2 160 705	2 277 238	8 471 026
6805200000	Natural/artificial abrasive powder/grainon a base of paper/papert	208 801	1 478 717	419 709	4 040 063
6805300010	Natural/artificial abrasive powder/grainon a base of polishing disc:	60 165	309 363	283 524	1 302 217
6805300090	Natural/artificial abrasive powder/grainon a base of oth materials,	80 080	475 283	424 840	2 469 619
6806100000	Slag wool, rock wool & similar mineralwools in bulk/sheets/rolls	1 312 590	6 444 622	1 496 780	7 795 349
6806200000	Exfoliated vermiculite,expanded clays, foamed slag&similar expans	40 894	430 875	47 123	447 619
6806900000	Mixture&article of heat/sound insulating or sound absorb mineral	585 479	2 696 621	1 364 805	41 426 616
6807100000	Articles of asphalt/of similar materialin rolls	659 341	4 214 745	492 728	3 256 332
6807901000	Articles of asphalt/of similar materialof tiles, not in rolls	0	2 169 227	0	612 943
6807909000	Articles of asphalt/of similar materialof oth tiles, not in rolls	1 164 670	6 303 141	987 604	5 288 575
6808001000	Roofing tiles, panels, boards,blocks &similar articles of coir fibres/:	137 573	1 562 318	121 570	719 375
6808009000	Chips,particles,sawdust or oth waste ofwood, agglomer with ceme	116 227	1 211 201	135 360	1 130 141
6809110000	Board,sheet,panels,tiles,reinforced withpaper/board only	5 007 687	28 602 052	907 687	5 058 279
6809191000	Oth articles of plaster/of compositionsbased on plaster of tiles	0	522	0	436
6809199000	Oth articles of plaster/of compositionsbased on plaster of oth tiles	1 441 869	6 685 403	409 301	2 009 982
6809909000	Oth articles of plaster/cmptions based on plaster, not dental mo	3 815	137 479	20 284	136 230
6810110000	Building blocks & bricks	491 987	9 873 230	210 896	7 128 272
6810191000	Tiles, reinforced or not	29 640	165 230	21 120	104 745
6810199000	Flagstones, reinforced or not	171 212	526 496	326 729	1 451 669
6810910010	Concrete building piles for building orcivil engineering	4 802 220	25 340 677	725 660	4 386 827
6810910090	Oth prefabricated structural componentsfor building or civil engin	811 939	1 219 603	202 474	310 644
6810990000	Oth prefabricated structural components, reinforced or not	22 722	4 525 888	20 348	2 016 739
6811401000	Corrugated sheets containing asbestos	29 377	141 239	17 984	66 157
6811402900	Floor or wall tile containing othasbestos, not plastics	355	246 071	1 090	127 599
6811403000	Tubes or pipes containing asbestos	1	181	4	646
6811404000	Tubes or pipes fittings containingasbestos	0	4	0	8

I.3. IMPOR MENURUT KOMODITI / IMPORT BY HS COMMODITY

\*\*\* JUNI/JUNE 2012 \*\*\*

HS	Uraian Komoditi Commodity Description	Berat Bersih / Net Weight (Kg)		Nilai / Value C.I.F (US\$)	
		Bulan ini Current Month	Kumulatif Cum.Jan. to date	Bulan ini Current Month	Kumulatif Cum.Jan. to date
6811409000	Oth articles of asbestos cement	246 695	383 363	85 055	178 860
6811821000	Floor or wall tile of cellulose fibre-cement containing plastics only	225 055	564 170	46 187	132 446
6811829000	Floor or wall tile of cellulose fibre-cement, not containing asbestos	1 355 872	7 404 531	353 453	2 130 941
6811891000	Tubes/pipes of cellulose fibre-cement	0	3 778	0	15 309
6811892000	Tubes/pipes fittings of cellulose fibre-cement	0	28	0	1 057
6811899000	Other article of cellulose fibre cement, not tubes/pipes/pipes fitting	25 652	128 238	300 761	1 358 824
6812802000	Clothing of crocidolite fibres	0	1 760	0	15 440
6812803000	Paper, millboard and felt of crocidolite fibres	62	13 452	2 456	10 490
6812805000	Cloth accessories, footwear & headgear fabricated crocidolite fibres	1 187	7 574	18 797	121 157
6812809000	Oth articles of crocidolite fibres	91 520	321 132	301 021	2 707 626
6812911000	Clothing of oth crocidolite fibres	784	11 074	7 916	199 124
6812919000	Clothing accessories, footwear & headgear of oth crocidolite fibres	220	1 189	1 716	5 474
6812920000	Paper, millboard and felt of oth crocidolite fibres	3 353	6 991	450 828	685 482
6812930000	Compressed asbestos fibre jointing of oth crocidolite fibres in sheet	19 225	282 965	23 921	441 320
6812991100	Fabric asbestos fibres, oth crocidolite, mixed with a basis of asbestos & Mg carb	1 543	2 431	616	16 199
6812991900	Oth fabric asbestos fibres not mixed with a basis of asbestos	0	36 033	0	30 467
6812992000	Floor/wall tiles of fabricated asbestos (oth crocidolite)	0	1	0	362
6812999000	Oth fabric asbestos fibres of oth crocidolite, not fabricate/floor/wall tiles	181 671	759 409	303 833	2 475 153
6813201000	Brake lining & pad of friction material and articles, containing asbestos	53 356	212 604	246 538	852 502
6813209000	Oth thin brake lining & pad of friction material and article, containing	42 706	134 100	132 732	323 977
6813810000	Brake lining & pad of friction material & article, not containing asbestos	131 070	662 288	1 753 135	8 528 988
6813890000	Oth thin brake lining & pad of friction material & article, not containing	159 532	603 514	1 690 723	10 045 108
6814100010	Worked mica & article of mica, agglomerated, sheets, strips, simply cut	16 372	138 912	219 097	860 452
6814100090	Worked mica & article of mica, agglomerated, plates	15 812	103 695	26 370	147 306
6814900010	Worked mica & articles of mica, in rolls & pieces, simply cut to shape	422	8 440	3 052	78 816
6814900090	Oth worked mica & articles of mica	545	3 165	31 566	199 711
6815101000	Yarn/thread non-electrical articles graphite/carbon	10 114	44 420	447 285	2 404 275
6815102000	Bricks, paving slabs, floor tiles, etc non-electrical articles graphite/carbon	75 378	262 037	14 497	128 433
6815109100	Carbon fibres, etc non-electrical articles graphite/carbon	4 016	9 499	48 175	150 435
6815109900	Oth non-electrical articles graphite or carbon	19 538	90 627	194 178	778 009
6815200000	Articles of peat	2 802	5 153	2 446	4 580
6815910000	Articles of stone, contents magnesite, dolomite/chromite	83 924	691 190	45 384	363 629
6815990000	Oth articles of stone, oth thin content magnesite, dolomite/chromite	65 522	277 693	139 135	853 065
6901000000	Bricks, blocks, tiles & oth ceramic goods of siliceous fossil meals/ of sil	6	606	210	15 816
6902100000	Goods of siliceous content by weight, singly/together mg, ca, cr > 50%	1 499 676	14 071 895	1 555 134	16 791 373
6902200000	Goods of siliceous content by weight, singly/together alumina, silica, iron	7 612 368	26 937 159	7 288 667	26 541 860
6902900000	Goods of siliceous content by weight, of oth metals compound	1 121 251	7 488 185	597 636	6 415 063
6903100000	Oth refractory ceramic goods content by weight, graphite/carbon, or alumina	18 081	119 565	179 160	610 790
6903200000	Oth refractory ceramic goods content by weight, alumina/silica, or alumina	71 747	770 925	379 104	3 168 283
6903900000	Oth refractory ceramic goods content by weight, oth metal compound	358 043	2 487 159	1 587 769	11 623 903
6904100000	Ceramics building bricks	286	286	320	320
6904900000	Flooring blocks, support/filler tiles & the like	611 311	748 956	259 111	360 422
6905100000	Roofing tiles of ceramic	131 036	588 121	17 530	295 825
6905900000	Chimney-pot, cowl, chimney liner, architect ornament & oth ceramic	54 456	80 865	29 549	96 557
6906000000	Ceramic pipes, conduits, guttering, pipe fittings	0	76	0	168
6907101000	Paving, hearth/wall tiles, rectangle, circle < 7cm, unglazed	0	5	0	22
6907109000	Oth thin paving, hearth/wall tiles, rectangle, circle < 7cm, unglazed	0	1 729 168	0	367 191
6907901000	Paving, hearth/wall tiles, rectangle, circle > 7cm, unglazed	58 453 375	187 233 888	15 570 848	50 394 554
6907909000	Oth thin tile, cube & similar article, whether/not rectangle, circle < 7cm, unglazed	102 549	54 472 751	24 504	15 761 002
6908101000	Paving, hearth/wall tiles, rectangle, circle < 7cm, glazed	2 645	18 029	1 857	15 972
6908109000	Oth thin paving, hearth/wall tiles, rectangle, circle < 7cm, glazed	750	4 049	489	34 747
6908901100	Paving, hearth/wall tiles of plain tiles, rectangle, circle > 7cm, glazed	4 455	1 551 441	19 387	482 246
6908901900	Oth thin paving, hearth/wall tiles of plain tiles, rectangle, circle > 7cm, glazed	629	76 011	5 420	28 721
6908909100	Paving, hearth/wall tile of oth thin plain tile, rectangle, circle > 7cm, glazed	7 200 877	33 173 502	2 166 080	9 712 591
6908909900	Oth thin paving, hearth/wall tile of oth thin plain tile, rectangle, circle > 7cm, glazed	788 548	10 905 768	219 578	3 357 716
6909110000	Ceramic of porcelain or china for laboratory, chemical or oth technical uses	121	40 402	7 541	111 659
6909120000	Article having a hardness >= 9 Mohs for laboratory, chemical or oth technical uses	481 161	2 834 916	522 755	3 525 319
6909190000	Oth ceramic wares for laboratory, chemical/oth technical uses	115 002	380 760	190 167	1 430 270
6909900000	Oth thin ceramic wares for laboratory, chemical/oth technical uses	293 997	322 671	215 515	471 646
6910100000	Ceramic sinks, wash basins, wash basin of porcelain/china	1 043 658	5 474 944	999 825	5 791 969
6910900000	Ceramic sinks, wash basins, wash basin of oth thin porcelain/china	272 134	1 392 562	297 682	1 661 759
6911100000	Tableware & kitchenware of porcelain/china	1 586 571	12 555 325	1 069 391	6 535 222
6911900000	Oth household, toilet articles of porcelain/china	20	189 289	159	482 942
6912000000	Tableware & kitchenware, oth household toilet art, oth than porcelain/china	286 191	752 813	382 316	1 059 187
6913109000	Oth thin ornamental cigarette box & ashtray of porcelain or china	141 388	658 312	178 775	653 285
6913901000	Ornamental cigarette box & ashtray of oth thin porcelain or china	867	2 980	1 191	5 515
6913909000	Oth thin ornamental cigarette box & ashtray of oth thin porcelain or china	38 252	125 091	37 302	226 733
6914100000	Oth ceramic articles of porcelain/china	53 444	154 673	65 778	193 790
6914900000	Oth ceramic articles of oth than porcelain/china	1 009 432	5 156 492	1 548 112	7 770 944
7001000000	Cullet & oth waste & scrap of glass; glass in the mass	5 083 475	19 896 464	434 547	1 702 359
7002100000	Glass in balls	0	33 107	0	155 407

I.3. IMPOR MENURUT KOMODITI / IMPORT BY HS COMMODITY

\*\*\* JUNI/JUNE 2012 \*\*\*

HS	Uraian Komoditi Commodity Description	Berat Bersih / Net Weight (Kg)		Nilai / Value C.I.F (US\$)	
		Bulan ini Current Month	Kumulatif Cum.Jan. to date	Bulan ini Current Month	Kumulatif Cum.Jan. to date
7002200000	Glass in rods	28 016	40 054	86 180	132 810
7002311000	Fused quartz/oth fused silica forvacuum tubes	365	5 457	13 498	164 321
7002319010	Fused quartz/oth fused silica for vialor ampoules industry	764 648	3 177 692	1 476 331	6 148 007
7002319090	Glass in ball,tube of fused quartz/othfuse silica,oth thn boro silic g	64 530	469 138	288 412	2 748 634
7002321000	Glass in tubes,linear coef<=5x10(-6)kelvin in temp.(0-300 C) for va	0	666	0	17 134
7002322000	Oth glass in tubes,linear coef<=5x10(-6)with 3mm<=diameter<22r	6 863	46 095	29 362	198 616
7002329000	Oth glass in tubes,linear coef<=5x10(-6)kelvin in temp.(0-300 C)	19 335	159 272	19 599	273 383
7002391000	Oth glass in tubes, used to manufacturvacuum tubes	0	8 285	0	21 344
7002392000	Oth transparent neutral glass for enamelglass,with 3mm<=diametr	6	11	715	1 108
7002399000	Oth glass having linear coeff. 0-300coth thn vacum&boro silic glas	19 045	51 983	25 225	84 726
7003121000	Optical colored glass, not opticallyworked	0	14	0	3 492
7003122000	Non wired sheets,in squares/rectangularshape incl.1,2,3,4 corners	803	446 671	170 198	2 100 910
7003129000	Oth non-wired sheets colored glass	8	121 230	2 420	893 242
7003191000	Optical glass, not opticallyworked oth colored	0	5	0	271
7003199000	Oth non-wired sheets not coloredglass	1 531 918	4 926 811	712 511	2 663 823
7003200000	Cast glass and rolled glass,wired sheets	18 178	53 307	44 558	124 752
7003300000	Cast glass and rolled glass, profiles	0	372	0	304
7004201000	Optical drawn,blown glass,not opticallyworked opacified, flashed,	0	24	0	119
7004209000	Optical drawn, blown glass, opticallyworked,flashed,opacified, abs	1 572	7 938	62 320	310 267
7004909000	Oth optical drawn,blown glass,opticallyworked,flashed,opacified, z	449 376	1 903 714	153 475	855 005
7005101000	Optical float glass,not opticallyworked ,flashed,opacified,absorber	0	228	0	140
7005109000	Oth non-wired glass,absorbentreflecting/non-reflecting layer	35	392 755	5 310	299 603
7005211000	Oth non-wired glass, colored, opacifiedoptical glass, not optically v	0	280 571	0	188 845
7005219000	Oth non-wired glass, colored, opticallyworked, flashed, opacified	1 010 220	3 296 990	392 056	1 547 404
7005291000	Oth non-wired glass, not colored,not optically worked	0	80 991	0	26 152
7005299000	Oth non-wired glass, not colored,optically worked	144 312	1 662 636	62 891	703 185
7005300000	Float glas&surface ground/polish glas,wired glass	0	18 090	0	36 059
7006009000	Optical glass, optically workedfor glass of heading 70.03,70.04,70.1	127 714	425 553	110 793	452 569
7007111000	Toughened (tempered) safety glasssuitable for vehicles of chapter	76 238	874 754	578 369	4 166 097
7007114000	Toughened (tempered) safety glasssuitable for ship,boat,floating c	0	306	0	20 271
7007191000	Toughened (tempered) safety glasssuitable for machine of head 8	0	523	0	16 899
7007199000	Toughened (tempered) safety glasssuitable for oth machinery	206 578	1 860 282	208 843	2 126 835
7007211000	Laminated safety glass suitable forvehicles of chapter 87	4 622	220 365	48 501	948 119
7007212000	Laminated safety glass suitable foraircraft/spacecraft of chapter 8	83	273	8 400	41 406
7007291000	Laminated safety glass suitable formachine of head 84.29/84.30	14	39	419	796
7007299000	Laminated safety glass suitable foroth machinery	44 507	452 721	122 604	725 530
7008000000	Multiple-walled insulating unitsof glass.	763 938	3 180 782	1 863 890	7 927 540
7009100000	Rear-view mirrors for vehicles	263 082	1 398 107	2 043 663	12 433 059
7009910000	Glass mirros, unframed	438 893	6 297 923	618 608	5 479 888
7009920000	Glass mirros, framed	96 091	795 732	240 133	1 683 304
7010100000	Ampoules of glass	29 745	387 288	104 673	1 039 403
7010200000	Stoppers, lids & oth closures of glass	1 731	100 974	2 703	127 890
7010901000	Carboys & demijohn	84 964	323 950	89 356	282 958
7010904000	Bottles&vials for antibiotics,serums,oth injectables,intravenous inf	4 023 208	16 167 196	1 883 704	9 890 888
7010909000	Oth bottles for intravenousfluids of glass	11 954 785	43 461 187	5 992 103	24 530 982
7011101000	Stem for electric lighting	3 950	9 407	8 218	129 390
7011109000	Glass envelops for electric lightingoth than stem	439 334	3 073 056	439 845	3 873 219
7011200010	Television tubes, cathode-ray tubes	7 352 466	39 423 851	5 633 108	30 989 477
7011200090	Cathode-ray tubes, oth than television	51 239	165 875	252 490	753 250
7011900000	Oth glass envelopes, bulbs,tubes,open,glass parts thereof,without	23 398	206 100	51 837	479 923
7013100000	Glassware of a kind used for table,kitchen, toilet, office of glass-ce	279 777	1 066 500	524 438	1 705 288
7013220000	Stemware drinking glasses,oth thn glassceramics, of lead crystal	0	1 551	0	8 543
7013280000	Stemware drinking glasses,neither glass-ceramics nor lead crystal	93 826	508 385	128 497	762 293
7013330000	Other drinking glasses, of lead crystal	17	61	134	1 277
7013370000	Other drinking glasses, neitherglass-ceramics nor lead crystal	437 397	1 471 153	633 355	2 127 180
7013420000	Glassware for table (not drinking glass)ktchn,linear coef<5x10-6/K	0	159 191	0	182 742
7013490000	Oth glassware for table(not drink glass)kitchen purposes, not cera	783 525	2 801 576	1 107 513	3 935 561
7013910000	Other glassware of lead crystal	0	4 172	0	25 034
7013990000	Other glassware of not lead crystal	2 508 131	8 320 170	2 602 628	8 727 746
7014001000	Signalling glassware&optical element formotor vehicles,not thse o	2 992	17 690	66 391	101 880
7014009000	Other signalling glassware & opticalements of glass, not optically	187	27 187	14 531	97 829
7015100000	Glasses for corrective spectacles	26 859	79 800	639 204	2 040 977
7015901000	Clock or watch glasses	144 006	617 700	24 465	224 518
7015909000	Glasses for non-corrective spectacles;hollow glass spheres & their	875	10 651	6 694	41 731
7016100000	Glass cubes&oth glass smallwares,for mosaics or decorative purpc	259 828	945 054	335 846	891 752
7016900000	Oth articles of moulded glass; leadedlights; multicellular & smlr fo	1 992 585	9 538 357	913 637	4 270 863
7017101000	Quartz reactor tubes and holders glass,for production of semiconc	4 528	35 784	8 815	178 467
7017109000	Laboratory or pharmaceutical glassof fused quartz or oth fused sili	34 768	139 606	652 044	2 580 744
7017200000	Laboratory, hygienic/pharmaceuticalwith coef< 5x10-6/kelvin, 0 -	4 172	54 628	36 213	705 188
7017900000	Laboratory,hygienic/pharmaceuticalglassware,nor fused quartz/fu	10 891	33 962	133 880	457 083
7018100010	Glass beads	292 281	1 641 305	550 332	2 962 184

## I.3. IMPOR MENURUT KOMODITI / IMPORT BY HS COMMODITY

\*\*\* JUNI/JUNE 2012 \*\*\*

HS	Uraian Komoditi Commodity Description	Berat Bersih / Net Weight (Kg)		Nilai / Value C.I.F (US\$)	
		Bulan ini Current Month	Kumulatif Cum.Jan. to date	Bulan ini Current Month	Kumulatif Cum.Jan. to date
7018100020	Imitation pearls	4 448	4 594	6 948	17 257
7018100090	Imitation precious & glass smallwares	16 522	185 463	57 133	561 416
7018200000	Glass microspheres <=1mm in diameter	50 855	369 875	21 051	495 487
7018900000	Glass eyes, not prsthtc artcls, ornamntof lamp-worked glass,not in	34 598	619 174	151 433	1 131 154
7019110000	Chopped strands,of a length <= 50 mm	95 820	871 481	482 249	2 905 852
7019120000	Rovings of glass fibres	473 943	3 036 036	431 009	2 869 888
7019191000	Yarn of glass fibres	10 107	132 174	18 350	206 849
7019199000	Sliver of glass fibres	318 388	1 033 817	658 265	2 318 874
7019310000	Mats of glass fibres	714 351	4 010 479	1 311 917	6 102 584
7019320000	Thin sheets (voiles) of glass fibres	25 658	143 796	69 496	443 194
7019391000	Asphalt/coal-tar impregnatdglass-fibre outerwrap for pipelines	20 221	168 907	37 050	309 668
7019399000	Mattresses,boards and similarnonwoven products of glass fibres	421 435	3 880 696	648 894	4 931 365
7019400000	Woven fabrics of glass fibres rovings	176 205	1 438 963	187 204	1 561 000
7019510000	Oth woven fabric,of a width <= 30 cm	2 164	10 783	8 302	49 668
7019520000	Oth woven fabric,of a width>30cmlain weave,wght<250g/m2 of l	0	921	0	17 954
7019590000	Oth woven fabric,of a width > 30 cm	28 004	144 904	111 414	767 905
7019901000	Glass fibres	51 823	73 765	80 684	226 807
7019909000	Other articles of glass fibres	210 861	2 088 467	462 406	3 869 258
7020001100	Glass moulds for the manufactureof acrylic goods	42 748	167 070	77 358	264 796
7020001900	Glass moulds for other purposes	33 700	179 883	259 183	1 322 172
7020002000	Quartz reactor tubes & holders designedfor production of semicor	8	385	241	7 974
7020003000	Glass inner for vacuum flasks/othvacuum vessels	197 504	1 259 996	359 842	2 334 538
7020004000	Evacuated tubes for solar energycollectors	0	231	0	7 514
7020009100	Blinds of glass	0	38	0	638
7020009900	Other articles of glass.	249 324	1 219 206	534 783	2 762 964
7101100000	Natural pearls	0	20	0	684
7103109000	Oth precious stones, unworked or simplysawn or roughly shaped	0	2 757	0	21 944
7103990000	Oth rubies, sapphires & emeralds, worked	11	7 252	16 555	74 772
7104101000	Piezo-electric quartz,precious orsemiprecious stones,unworked	0	1	0	15
7104102000	Piezo-electric quartz,precious orsemiprecious stones,worked	2 148	11 487	60 928	312 742
7104200000	Other synthetic precious stones,unworked or simply sawn or rougl	0	26	0	503
7104900000	Other synthetic precious/semi stones,worked,roughly shapped	1 145	7 157	31 847	149 249
7105100000	Dust and powder of diamonds	52	376	13 159	84 676
7105900000	Dust & powder of other natural orsynthetic precious/semi preciou	0	76	0	3 185
7106100000	Silver powder	4 777	26 538	37 354	452 299
7106910000	Silver, unwrought	1 165	9 584	765 418	6 920 022
7106920000	Silver, semi-manufactured	5 241	66 477	430 249	3 659 746
7107000000	Base metals clad with silver,not further	27	190	3 108	200 177
7108110000	Gold powder	0	13	0	114 358
7108120010	Gold in lumps, ingots or cast bars	64	290	1 572 273	8 126 693
7108120090	Gold,not in lumps, ingots or cast bars,oth unwrought forms	414	2 959	1 053 518	7 807 910
7108130000	Gold,non monetary,othsemi-manufactured form	164	614	577 259	2 772 913
7109000000	Base metals/silver,clad with gold notfurther worked than semi-ma	50	88	1 101 785	1 515 436
7110110010	Platinum, in lumps, ingots, cast bars,powder or sponge,unwrought	6	205	139 658	143 071
7110110090	Platinum in oth form, unwrought	0	174	0	95 745
7110190000	Platinum, wrought	11	397	207	28 814
7110210020	Palladium in lump,ingots,cast bars,powderor sponge,unwrought	277	908	2 039	5 827
7110290000	Palladium, wrought	3	151	377	23 560
7110410090	Iridium, osmium and ruthenium, inother forms, unwrought	194	10 141	7 203	79 862
7110490000	Iridium, osmium & ruthenium, wrought	4	7	816	1 481
7112999000	Waste & scrap of oth precious metal	3 208	3 208	22 437	22 437
7113111000	Parts of jewellery of silver	212	33 591	774 326	4 161 212
7113119000	Jewellery of silver	209	3 663	150 331	387 674
7113191000	Parts of jewellery of other precious met	0	12 635	0	56 845
7113199000	Jewellery of other precious metal	2 223	22 605	119 497	310 327
7113201000	Parts of jewellery of base metal,clad with precious metal	0	289	0	10 132
7113209000	Jewellery of base metal, clad withprecious metal	137	219	1 716	2 507
7114110000	Articles of silversmiths wares of silverwhether or not plated or cla	44	856	1 265	661 502
7114190000	Articles of goldsmiths wares ofoth precious metal,	0	40	0	263
7115100000	Catalysts of platinum, in the form ofwire cloth or grill	3 821	7 174	5 750	22 512
7115901000	Other articles of golds or silver	15 151	114 734	1 242 015	8 320 475
7115902000	Other articles of metal clad withgold or silver	0	29	0	37 782
7115909000	Oth articles of precious metal/of metalclad with precious metal	10	441	20 505	28 155
7116100000	Articles of natural/cultured pearls	0	5	0	1 037
7116200000	Articles of precious/semi-preciousstones(natural/synthetic/recons	60	244	56 442	260 557
7117111000	Parts cuff-links and studs, of basemetal, whether or not plated	2	11 647	652	15 025
7117119000	Cuff-links and studs of base metalwhether/not plated with preciou	6 930	35 759	72 126	344 961
7117191000	Bangles of base metal, whether or notplated with precious metal	6 298	30 717	76 472	240 797
7117192000	Other imitation jewellery of base metalwhether or not plated w/ ç	284 883	1 490 263	437 370	2 541 913
7117199000	Parts of oth imitation jewellery of basemetal,whether/not plated v	46 416	201 081	347 274	2 423 404
7117901100	Bangles,wholly of plastic or glass	1 300	6 028	30 635	74 037

I.3. IMPOR MENURUT KOMODITI / IMPORT BY HS COMMODITY

\*\*\* JUNI/JUNE 2012 \*\*\*

HS	Uraian Komoditi Commodity Description	Berat Bersih / Net Weight (Kg)		Nilai / Value C.I.F (US\$)	
		Bulan ini Current Month	Kumulatif Cum.Jan. to date	Bulan ini Current Month	Kumulatif Cum.Jan. to date
7117901200	Bangles,wholly of wood,tortoise shell,ivory,bone,horn,coral,pearl;	0	9	0	73
7117901900	Other bangles	16 075	67 543	130 418	563 817
7117902100	Other imitation jewellerywholly of plastics or glass	57 573	349 223	139 782	945 343
7117902200	Oth imitatn jwllry of wood,bone,tortoiseshel,ivory,horn,coral,pear	1 666	7 275	1 054	7 087
7117902300	Oth imitatn jwllry of porcelain china	0	376	0	2 070
7117902900	Other imitation jewellery	118 757	610 983	319 349	1 634 303
7117909100	Parts of imitation jewellerywholly of plastics or glass	80	2 362	5 733	22 575
7117909900	Oth part of imitation jwllry	14 071	73 052	114 924	923 651
7118101000	Silver coin, not being legal tender	0	59	0	962
7118109000	Oth coin (not gold coin), not being legal tender	0	215	0	365
7201100000	Non-alloy pig iron cont. by weight0.5% or less of phosphorus	595 075	5 108 425	362 719	3 296 723
7201500000	Alloy pig iron; spiegeleisen	32 504 757	46 967 318	14 534 897	33 944 199
7202110000	Ferro-manganese, cont. byweight more than 2% of carbon	36 942	7 668 825	101 439	6 348 762
7202190000	Ferro-manganese, cont. byweight <= than 2% of carbon	874 054	3 614 685	1 238 310	5 610 949
7202210000	Ferro-silicon, cont. byweight more than 55% of silicon	1 898 841	8 980 578	2 666 164	12 673 997
7202290000	Ferro-silicon, cont. byweight <= than 55% of silicon	232 462	2 134 049	572 220	5 409 958
7202300000	Ferro-silico-manganese	20 716 241	25 984 585	1 232 854	7 828 780
7202410000	Ferro-chromium, cont. byweight more than 4% of carbon	152 012	827 373	285 022	1 544 483
7202490000	Ferro-chromium, cont. byweight <= than 4% of carbon	0	133 424	0	459 434
7202500000	Ferro-silico-chromium	50	51	913	915
7202600000	Ferro-nickel	0	16 547	0	285 838
7202700000	Ferro-molybdenum	17 893	169 057	124 107	2 719 313
7202800000	Ferro-tungsten & ferro-silico-tungsten	0	500	0	22 250
7202910000	Ferro-titanium and ferro-silico-titanium	2 000	25 026	20 615	176 727
7202920000	Ferro-vanadium	5 000	16 244	115 705	383 454
7202930000	Ferro-niobium	0	29 615	0	725 866
7202990000	Other ferro-alloys	366 935	1 325 423	932 095	3 766 014
7203100000	Ferrous products obtained by directreduction of iron ore	9 315	81 516 681	14 304	37 245 826
7203900000	Other ferrous products	3 017	80 323 787	469	34 723 023
7204100000	Waste and scrap of cast iron	2 369 430	3 933 686	1 046 155	1 846 649
7204210000	Waste and scrap of stainless steel	1 187	552 035	8 852	282 490
7204290000	Waste and scrap of oth alloy steel	2 522 056	31 271 109	1 353 689	15 469 728
7204300000	Waste & scrap of tinned iron or steel	1 530 920	7 836 670	926 266	4 691 729
7204410000	Turnings,shavings,chips,milling waste,sawdust,filings,trimmings &	8 065 047	53 746 599	3 648 988	23 685 122
7204490000	Other ferrous waste and scrap :	156 079 471	742 877 257	73 106 144	342 762 420
7204500000	Remelting scrap ingots	0	2 010	0	2 197
7205100000	Granules of pig iron, spiegeleison,iron or steel	906 799	5 624 397	1 041 225	5 939 214
7205210000	Powder of alloy steel	23 533	594 510	76 601	2 878 551
7205290000	Powder of pig iron, spiegeleison,iron or steel (oth than alloy steel)	282 473	1 933 352	594 736	3 212 871
7206101000	Iron&non-alloy in ingots containing byweight>0.6% of carbon,excl	0	19 176	0	18 901
7206109000	Iron&non-alloy in ingots containing byweight<=0.6% of carbon,exc	688 930	3 628 289	802 700	4 418 902
7206900000	Iron and non-alloy in primary formother than ingots	85 427	384 843	225 224	1 257 214
7207110000	Semi-finished iron/non-alloycont. < 0,25% carbon ,rectnglr,square	70 086 986	510 957 023	46 737 965	322 194 978
7207121000	Slabs of iron/non alloy, cont.< 0,25%of carbon, other than square	112 189 198	1 185 846 894	68 876 250	713 719 088
7207129000	Oth semi-finished iron/non-alloycont.< 0,25% carbon ,rectnglr,not	26 720 122	107 738 297	23 407 780	77 403 849
7207190000	Oth semi-finished iron/non-alloycont.< 0,25% of carbon	42 738 804	167 410 590	29 672 816	118 685 774
7207202100	Oth semi-finished iron/non-alloy contby weight>0,6% of carbon,rc	1 596	14 612	5 356	65 543
7207202900	Oth semi-finished iron/non-alloy cont.by weight > 0,6% of carbon	5 378 481	26 989 448	3 518 080	17 465 726
7207209000	Oth semi-finished iron/non-alloy cont.bywght 0,25%<=carbon<=0,	159	306	1 870	3 672
7207209900	Oth semi-finished iron/non-alloy cont.byweight 0,25%<=carbon<=	19 924 520	65 145 981	15 334 876	46 139 011
7208100000	Flat-rolled iron/nas,relief,hot rolledwidth > 600 mm	83 056	656 976	209 136	1 066 352
7208250000	Flat-rolled iron/nas,pickled,hot rolledwdth>600 mm,thick>=4.75m	2 936 076	21 723 533	2 596 055	20 458 264
7208260000	Flat-rolled iron/nas,hot rollpickled,width>600mm,3 mm<thick<4,7	7 798 743	64 292 175	7 095 166	58 630 470
7208271000	Flat-rolled iron/nas,pickled,hot rolledwidth>600mm,of a thick<2 r	5 705 237	39 255 720	5 619 374	38 753 255
7208279000	Flat-rolled iron/nas,pickled,hot rolledwidth>600mm,of a 2mm<thi	10 279 674	69 199 484	9 811 561	65 657 435
7208360000	Flat-rolled iron/nas,hot rolledwidth>600 mm, thick>10 mm	12 740 151	66 870 575	9 050 752	48 584 405
7208370000	flat-rolled iron/nas,hot rolledwidth >600 mm, of a 4,75< thick< 10	16 060 664	59 729 263	11 487 907	45 378 924
7208380000	flat-rolled iron/nas,hot rolledwidth >600 mm, of a 3< thick< 4,75 n	13 745 148	81 430 517	9 859 258	56 812 436
7208390000	Flat-rolled iron/nas,hot rolledwidth >600 mm, thick< 3 mm	75 222 382	416 137 955	52 769 334	271 275 672
7208400000	Flat-rolled iron/nas,not in coilsrelief,hot rolled	772 402	11 409 350	629 809	8 656 190
7208510000	Flat-rolled iron/nas,width>600 mm,of a thickness>10 mm,hot rolle	36 426 692	235 471 910	57 241 885	236 826 622
7208520000	Flat-rolled iron/nas, width >600 mm,4,75 < thickness < 10 mm,hot	23 209 528	157 274 195	19 138 886	137 052 399
7208530000	Flat-rolled iron/nas, width >600 mm,3 < thickness < 4,75 mm,hot r	278 443	941 598	269 820	1 017 942
7208540000	Flat-rolled iron/nas,hot rolledwidth >600 mm, thickness < 3 mm	221 396	686 068	191 801	678 656
7208900000	Other Flat-rolled iron/nas	4 759 923	23 740 053	22 683 485	51 920 944
7209150000	Flat-rolled in coils,cold-rolledwidth>600mm,thickness>3 mm	567 095	3 644 513	579 472	3 406 654
7209160010	Flat-roll,in coils,pickled/not,cold-roll1<thick<3mm,600<width<125	10 739 737	80 428 235	10 163 657	74 921 961
7209160090	Flat-roll,in coils,pickled/not,cold-roll1<thick<3mm,width>1250 mn	2 926 046	13 942 363	3 227 340	15 507 934
7209170010	Flat-roll,in coils,pickled/not,cold-roll0.5<thick<1mm,600<width<1	28 961 673	163 257 234	24 881 213	144 161 061
7209170090	Flat-roll,in coils,pickled/not,cold-roll0.5<thick<1mm,width>1250 n	9 857 613	56 568 317	10 342 928	60 584 473
7209181000	Tin-mill blackplate (tmpp),cold-rollof a thickness < 0.5 mm	5 626 730	51 346 292	5 128 678	49 212 757

## I.3. IMPOR MENURUT KOMODITI / IMPORT BY HS COMMODITY

\*\*\* JUNI/JUNE 2012 \*\*\*

HS	Uraian Komoditi Commodity Description	Berat Bersih / Net Weight (Kg)		Nilai / Value C.I.F (US\$)	
		Bulan ini Current Month	Kumulatif Cum.Jan. to date	Bulan ini Current Month	Kumulatif Cum.Jan. to date
7209189900	Flat-roll,in coils,pickled/not,cold-roll0.5mm<thick<0.17mm,cont w	47 815 015	218 142 020	37 754 093	168 492 952
7209250000	Flat of iron/non-alloy, not incoil cold rolled, of a thickness >= 3 mn	19 442	4 915 337	30 692	3 964 841
7209260010	Flat of iron/non-alloy, not coil,coldrolled,1mm<thickness<3mm,wi	0	27 162	0	68 060
7209260090	Flat of iron/non-alloy, not coil,coldrolled,1 mm<thickness<3mm,w	453	144 070	569	196 024
7209270010	Flat of iron/non-alloy, not coil,coldrolled,0.5mm=<thickness<1mm,v	4 214	16 665	11 089	58 707
7209270090	Oth flat of iron/non-alloy,not in coil,cold rolled,0.5mm =< thicknes	3 127	284 986	7 378	1 197 128
7209289000	Flat of iron/nas,not coil,cont bywght<=0.6% of carbon 0.5>thick>0	0	389	0	4 221
7209901000	Flat of iron/non-alloy, cold-rolled,corrugated form	39 409	541 989	42 517	753 256
7209909000	Flat of iron/non-alloy, cold-rolled,other than corrugated form	5 716	390 373	14 188	443 813
7210111000	Flat-rolled of iron/nas,carbon>=0.6%,plated or coated with tin,thic	155 046	711 127	816 227	4 716 632
7210119000	Flat-rolled of iron/nas,carbon< 0.6%,plated or coated with tin,thic	444 093	2 873 277	595 552	15 712 487
7210121000	Flat-rolled of iron/nas,carbon>=0.6%,plated or coated with tin,thic	982 027	4 586 722	1 322 360	6 227 857
7210129000	Flat-rolled of iron/nas,carbon<0.6%,plated or coated with tin,thic	8 050 357	48 836 900	9 401 572	57 235 944
7210201000	Flat-rolled of iron/nas,carbon>=0.6%plated or coated with lead, th	366 954	1 275 929	589 092	2 191 621
7210209000	Flat-rolled of iron/nas,carbon>=0.6%plated or coated with lead, th	350 346	701 194	456 892	1 372 226
7210301100	Flat-rolled of iron/nas,carbon<0.6%plated with elctrolitically,thic	5 301 842	32 426 842	5 258 383	32 193 813
7210301200	Flat-rolled of iron/nas,crbon<0.6%platedwith elctrolitically,1.5mm	458 945	2 600 139	522 223	3 145 436
7210301900	Flat-rolled of iron/nas,crbon<0.6%platedwith elctrolitically,1.5mm	551 424	2 746 978	546 335	2 621 122
7210309100	Flat-roll of iron/nas,crbon>=0.6%platedwith elctrolitically,1.2mm>	1 513 837	3 975 228	1 744 092	4 802 149
7210309900	Flat-roll of iron/nas,crbon>=0.6%platedwith elctrolitically,1.2mm<	2 800 869	17 751 864	2 421 137	12 576 580
7210411100	Flat-rolled,iron/nas,othws plated zinccorrugated,thick<=1.2mm,w	0	599	0	2 733
7210411900	Flat-rolled,iron/nas,othws plated zinccorrugated,1.5mm<thick,wg	0	7 843	0	79 461
7210419900	Flat-rolled,iron/nas,othws plated zinccorrugated,1.2mm<thick,wg	0	1 972	0	13 576
7210491100	Flat-rolld,iron/nas,othws plat zinc-ironnot crrgtd,1.2mm>=thick,w	6 524 610	39 549 735	7 654 098	45 203 608
7210491200	Flat-rolld,iron/nas,othws plat zinc-ironnot crrgtd,1.2mm>=thick,w	6 545 930	31 735 500	6 484 795	32 427 144
7210491300	Flat-rolld,iron/nas,othws plat zinc-ironn-crrgtd,1.2mm<thick<=1.5i	1 206 731	5 151 677	1 309 772	5 620 804
7210491900	Flat-rolld,iron/nas,othws plat zinc-ironn-crrgtd,thick>1.5mm,wght	4 541 821	16 621 407	4 882 253	18 285 503
7210499100	Flat-rolld,iron/nas,othws plat zinc-ironn-crrgtd,1.2mm>=thick,wgh	0	11 879	0	17 687
7210499900	Flat-rolld,iron/nas,othws plat zinc-ironn-crrgtd,1.2mm<thick,wght	71 170	1 671 794	87 999	1 494 954
7210500000	Flat-rolled iron/non-alloy plated withchromium & or chromium oxi	2 509 150	14 742 209	2 873 961	16 795 927
7210611100	Flat-rolld,iron/nas,plated alumnm-zinc,1.2mm>thickness,weight<C	19 222 354	122 542 238	18 861 362	117 724 387
7210611200	Flat-rolld,iron/nas,plated alumnm-zinc,1.2mm<thickness<1.5mm,w	211 768	1 204 628	189 470	1 126 371
7210611900	Flat-rolld,iron/nas,plated alumnm-zinc,1.5mm>thickness,weight<C	453 540	2 073 596	422 146	1 921 429
7210619900	Flat-rolld,iron/nas,plated alumnm-zinc,1.2mm<=thickness,weight>	0	32 389	0	33 209
7210691100	Flat-rolld,iron/nas,plated alumnm,1.2mm<=thickness,weight<0.6%	603 695	5 107 955	728 874	5 550 304
7210691200	Flat-rolld,iron/nas,plated alumnm,1.2mm<thickness<1.5mm,weig	0	61 250	0	63 049
7210691900	Flat-rolld,iron/nas,plated alumnm,1.5mm>thickness,weight<0.6%	14 270	173 347	18 932	224 700
7210699100	Flat-rolld,iron/nas,plated alumnm,1.2mm>thickness,weight>=0.6%	0	35 080	0	45 604
7210699900	Flat-rolld,iron/nas,plated alumnm,1.2mm<=thickness,weight>=0.6	16 334	306 726	21 347	462 202
7210701000	Flat-roll of iron/nas,painted, varnished,coated plastics,carbon<0.6%	10 175 967	50 498 127	11 795 039	59 247 543
7210709000	Flat-rollof iron/nas,painted, varnished,coated plastics,carbon<0.6%	802 471	3 242 802	934 496	4 416 123
7210901000	Flat-rollof iron/nas,plated,coated othmetal,carbon<0.6%,thick<=1.	1 008 628	1 807 658	1 163 849	2 150 372
7210909000	Flat-rollof iron/nas,plated,coated othmetal,carbon<0.6%,thick>1.5	219 284	1 453 492	369 718	2 899 508
7211131000	Roll-on 4 face/in clsd box,HR,notclad,hoop&strip,150 mm<width-	258	54 303	1 038	83 912
7211139010	Roll-in clsd box,HR,notclad,crrugtd,crbn<0.6%,thick<=4	0	3 149	0	4 960
7211139090	Roll-on 4 face/in clsd box,HR,notclad,crrugtd,crbn>=0.6%,thick<=	5 440	460 868	17 625	673 414
7211141100	Flatroll,iron/nas,HR,notclad,hoop&strip,4.75mm<=thick<=10mm,v	49 697	3 078 547	82 770	2 514 641
7211141900	Oth flatroll,iron/nas,HR,notclad,4.75mm<=thick<=10mm	214 750	1 229 982	375 638	2 468 609
7211142100	Flatroll,iron/nas,HR,notclad,hoop&strip,thick<=10mm,width<=400	0	53 872	0	63 490
7211142900	Oth flatroll,iron/nas,HR,notclad,thick>10mm	0	7 244	0	10 358
7211191100	Flatroll,iron/nas,HR,notclad,hoop&strip,4.75mm>thick>=2mm,wid	62 869	737 730	106 634	963 571
7211191200	Flatroll,iron/nas,HR,notclad,corrugted,4.75mm>thick>=2mm,crbo	0	4 541	0	10 571
7211191900	Oth flatroll,iron/nas,HR,notclad,4.75mm>thick>=2mm	1 194 877	4 068 820	1 014 574	3 466 498
7211192100	Flatroll,iron/nas,HR,notclad,hoop&strip,thick<2mm,width<=400	1 583	2 230	6 190	9 773
7211192900	Flatroll,iron/nas,HR,notclad,2mm>thick>0.17mm	0	69 331	0	78 249
7211232000	Flatroll,iron/nas,CR,notclad,crbn<0.25%hoop&strip,width<=400n	186 742	3 276 532	283 856	4 095 140
7211239090	Oth flatroll,iron/nas,CR,notclad,crbn<0.25%	26 866	107 883	9 903	116 350
7211292000	Flatrol,iron/nas,CR,notclad,crbn>=0.25%hoop&strip,width<=400r	318 054	1 667 033	843 755	3 964 624
7211293000	Flatrol,iron/nas,CR,notclad,crbn>=0.25%thickness<=0.17mm	0	2 747	0	32 172
7211299000	Oth flatroll,iron/nas,CR,notclad,crbn>=0.25%	52 619	484 785	105 711	881 595
7211901000	Oth Hoop&strip iron/not alloy,not clad width < 400mm	1 976	103 327	2 024	108 345
7211902000	Flat-rolled iron/not alloy,not cladcorrugated, carbon < 0,6%	775	1 367	3 075	9 083
7211909000	Oth flat-rolled iron/not alloy,not cladthickness > 0.17 mm	100 724	1 153 815	184 419	2 524 513
7212101000	Flat-rolled,iron/nas,plated w/ tin,clad,width<=400mm,hoop&strip	7 255	29 077	15 942	43 645
7212109900	Flat-rolled,iron/nas,plated w/ tin,clad,400mm<width<600mm,cart	130 153	1 478 686	19 390	422 157
7212201000	Flat-rolled,iron/nas,electrolytclly zinc,width<=400mm,hoop&strip	283 523	2 149 819	289 034	2 339 674
7212202000	Flat-rolled,iron/nas,electrolytclly zinc,width<=400mm,carbon<0.6%	1 320	9 095	5 794	61 809
7212209000	Oth flat-rolled,iron/nas,electrolytclly zinc	277 831	2 701 572	576 517	4 261 787
7212301000	Flat-rolled,iron/nas,plated zinc,clad,width<=400mm,hoop&strip	213 837	1 134 413	259 903	1 334 411
7212302000	Flat-rolled,iron/nas,plated zinc,clad,carbon<0.6%,thick<=1.5mm	0	20 867	0	22 899
7212309100	Flat-rolled,iron/nas,plated iron-zinc,carbon<0.04%,thick<=1.5mm,	512	512	3 758	3 758



## I.3. IMPOR MENURUT KOMODITI / IMPORT BY HS COMMODITY

\*\*\* JUNI/JUNE 2012 \*\*\*

HS	Uraian Komoditi Commodity Description	Berat Bersih / Net Weight (Kg)		Nilai / Value C.I.F (US\$)	
		Bulan ini Current Month	Kumulatif Cum.Jan. to date	Bulan ini Current Month	Kumulatif Cum.Jan. to date
7212309900	Flat-rolled,iron/nas,plated iron-zinc,carbon>=0.04%,thick<=1.5mm	96	150 095	2 146	154 009
7212401000	Flat-rolled,iron/nas,coated plastic,painted,varnished,hoop&strip,w	325 687	2 384 954	571 523	3 667 387
7212402000	Flat-rolled,iron/nas,coated plastic,painted,varnished,thick<=1.5mm	161 862	1 398 935	189 069	1 755 958
7212409000	Flat-rolled iron/not alloy, other shape,painted, varnished/coated v	2 328 971	10 114 641	3 207 166	16 207 335
7212501100	Hoop,strip iron/not alloy, width<400 mm,coated with chromium	405	611 216	2 750	585 111
7212501900	Flat-rolled iron/not alloy, otherwiseplated or coated	11 353	127 532	97 455	1 033 753
7212502100	Hoop,strip iron/not alloy, width<400 mm,coated with aluminium-z	18 978	537 664	31 659	619 022
7212509100	Other hoop,strip iron/not alloy, width<400 mm	0	11	0	5 575
7212509200	Other flat-rolled iron/not alloy,carbon<0.6%, thick > 1.5 mm	40 413	346 435	179 846	1 534 224
7212509900	Flat-rolled iron/not alloy, otherwiseplated or coated	120 604	434 817	42 927	272 860
7212601000	Hoop,strip iron/not alloy, clad width< 400mm	52 741	418 653	294 342	2 536 626
7212609000	Flat-rolled iron/not alloy, clad	569 102	1 536 932	498 870	1 760 886
7213100000	Containing indentations,ribs,grooves ofcircular crosssection <= 50	40 874	634 688	51 313	656 261
7213200000	Other bars, rods, hot-rolled, in irreg.of free-cutting steel	160 547	2 336 316	216 388	3 087 022
7213911000	Bar,hot-roll,irreg. wound coil,iron/non-alloy steel,less 14mm,for sc	731 729	3 494 090	570 749	2 820 650
7213912000	Bar,hot-roll,irreg. wound coil,iron/non-alloy steel,less 14mm,for cr	1 082 670	2 106 968	817 848	1 695 027
7213919000	Oth Bar,hot-roll,irreg. wound coil,iron/non-alloy steel,oth free-cut	11 220 600	65 611 224	9 922 574	59 913 198
7213991000	Oth Bar,hot-roll,irreg. wound coil,iron/steel,less 14mm,oth use,for	0	892 409	0	872 817
7213999000	Oth Bar,hot-roll,irreg. wound coil,iron/non-alloy steel,circular less	1 720 771	8 199 949	2 124 062	10 150 857
7214101100	Oth bars,rods of iron, non-alloy steelforged,carbon<0.6%,circlr cro	335 693	2 923 550	450 509	2 890 247
7214101900	Oth bars,rods of iron, non-alloy steelforged,carbon<0.6%,not circu	127 259	681 139	209 740	1 110 279
7214102100	Oth bars,rods of iron, non-alloy steelforged,carbon>=0.6%,circlr cr	1 099 123	10 732 390	579 680	5 219 127
7214102900	Oth bars,rods of iron, non-alloy steelforged,carbon >= 0.6%,not cir	7 079	296 292	27 894	545 912
7214203100	Cont. indentation,rib,groove,carbon<0.6%circ. cross-section,for co	0	250 511	0	207 376
7214203900	Cont. indentation,rib,groove,carbon<0.6%circ. cross-sect. not for c	11 267	1 909 815	10 694	1 589 800
7214204900	Cont. indentation,rib,groove,carbon<0.6%not circ.cros.sec.not for	0	10 553	0	13 738
7214205900	Cont.Indentation,rib,groove,carbon>=0.6%circ. cross-sect. not for	8 350	8 350	12 746	12 746
7214206100	Cont.Indentation,rib,groove,carbon>=0.6%not circ. cross-sect. for	15	15	436	436
7214206900	Cont.Indentation,rib,groove,carbon>=0.6%not circ.cros.sec.not for	0	194 604	0	96 264
7214300000	Other bars & rods, not forged, of free-cutting steel	166 009	560 391	218 375	757 697
7214911010	Concrete steel, hot-rolled,hot-drawn,hot-extruded, carbon < 0.6%	1 079 005	23 612 218	792 361	18 629 050
7214911020	Shaft bars, manganese steel, hot-rolled,hot-drawn, hot-extruded, i	37 083	721 266	107 683	2 224 608
7214911090	Other bars & rods, hot-rolled,hot-drawn or hot-extruded, carbon <	306 577	2 081 518	257 399	1 848 736
7214912020	Shaft bars, manganese steel, hot-rolled,hot-drawn, hot-extruded, i	3	3 259	484	37 519
7214912090	Other bars & rods, hot-rolled,hot-drawn or hot-extruded, carbon >	185 781	1 411 029	174 951	1 890 736
7214991010	Carbon,other than of circular cross-section: concrete steel	0	518 458	0	450 760
7214991020	Carbon, other than of circular cross-section:shaft bars; manganese	13 380	495 165	173 247	1 557 787
7214991090	Oth. carbon, other than of circularcross-section	9 987	401 840	27 229	310 452
7214999010	Oth. carbon, other than of circularcross-section concrete steel	0	1 237 167	0	1 645 458
7214999020	Oth. carbon, other than of circularcross-section:shaft bars; manganes	4 660 180	34 574 003	6 110 091	41 431 591
7214999090	Oth.Than Concrete steel, Shaft bars,manganes steel	357 227	819 552	403 178	1 102 473
7215100000	Oth bars & rods of iron/non-alloy steelfree-cutting steel,cold-form	416 809	2 973 308	877 385	5 740 299
7215501000	Oth bars & rods of iron/non-alloy steelcontaining by weight 0.6% c	200	4 193 672	555	2 177 004
7215509100	Oth bars & rods of iron/non-alloy steel,cont.carbon <0.6%,for conc	2 991	68 378	4 184	77 127
7215509900	Oth bars & rods of iron/non-alloy steel,cont.carbon<0.6%,not for c	253 419	1 974 215	402 316	3 383 047
7215901000	Oth Mangan steel/shaft bars,containingby weight less than 0.6% o	6	24 825	124	27 839
7215909000	Manganese steel/shaft bars,containing byweight less than 0.6% of	634 984	7 053 448	1 371 377	19 866 617
7216100000	U, i or h sections, not further workedthan hot-rolled, of a height <	166 833	2 794 042	239 125	6 634 402
7216210000	L section of iron/non-alloy steel, notworked than hot-rolled,of a h	305 833	3 761 397	384 186	3 280 345
7216220000	T section of iron/non-alloy steel, notworked than hot-rolled,of a h	54 576	384 338	37 121	304 447
7216310000	U, I or H sections, not further workedU sections	706 976	3 996 713	740 057	4 110 518
7216320000	U, I or H sections, not further workedI sections	2 136 489	9 175 729	1 846 406	8 026 981
7216330000	U, I or H sections, not further workedH sections	3 272 096	25 548 103	2 810 420	21 203 898
7216400000	L/T sect,not further work than hot-rollhot-drawn/extrud,a height c	7 962 591	35 611 458	6 295 560	28 712 327
7216501000	Oth angles,shapes&sections,not furtherof a height of less than 80	539 238	1 941 075	569 010	2 057 651
7216509000	Oth angles, shapes & sect,not further ofa height of more than 80 r	2 710 649	17 966 622	3 056 230	19 376 658
7216610000	Angles,shapes&sections,not worked thancold-formed,obtain from	248	10 353	5 067	28 640
7216690000	Angle,shape&sect,not workthan cold formoth than obtain from fla	184 999	1 473 243	265 053	1 803 567
7216910000	Oth angles,shapes&sect,not further workcold form/finish from flai	63 996	449 337	77 934	516 404
7216990000	Oth angles,shapes&sect,not further workoth than cold form/finish	3 341 224	11 671 860	3 048 953	11 757 576
7217101000	Wire of iron/non-alloy steel,not platd/coated,cont.carbon < 0.25%	2 499 808	8 192 588	775 588	3 410 942
7217102200	Wire: bead,flat hard steel reed,prestresconcrete steel,0.25%>cont	257 304	2 018 186	473 526	3 296 273
7217102900	Other wire of iron or non-alloy steel,not plate/coated, 0.25% =< c	2 453 663	7 506 322	2 404 425	7 968 807
7217103110	Prestressed concrete steel wire,contain carbon>=0.6% by weight	0	1 265 111	0	1 178 570
7217103190	Wire: spokes,bead,reed,free cut.steelcontain carbon>=0.6% by we	751 115	3 832 714	835 553	4 723 638
7217103900	Other wire of iron or non-alloy steel,not plated/coated, cont. carb	837 805	3 911 860	958 782	5 502 559
7217201010	Wire of iron/non-alloy steel,plated w/zinc > 240gr/m2, cont.carbo	705 237	4 543 780	746 654	4 495 148
7217201090	Wire of iron/non-alloy steel,plated w/zinc <= 240gr/m2, cont.carb	147 593	4 560 472	135 840	2 169 071
7217202000	Wire of iron/non-alloy steel,plated w/zinc,cont.carbon>0.25% & <	12 444	111 099	66 847	370 258
7217209100	High carbon steel core wire,for alminiumconductors steel reinforce	235 299	1 093 239	304 766	1 695 344
7217209900	Oth than high carbonsteel core wire,foraluminium conduct steel re	108 913	2 366 263	459 143	4 456 047

I.3. IMPOR MENURUT KOMODITI / IMPORT BY HS COMMODITY

\*\*\* JUNI/JUNE 2012 \*\*\*

HS	Uraian Komoditi Commodity Description	Berat Bersih / Net Weight (Kg)		Nilai / Value C.I.F (US\$)	
		Bulan ini Current Month	Kumulatif Cum.Jan. to date	Bulan ini Current Month	Kumulatif Cum.Jan. to date
7217301900	Wire of iron/non-alloy steel,plated orcoated with out tin,cont.cart	0	26 072	0	42 980
7217302100	Wire of iron/non-alloy steel,plated orcoated with tin,cont.0.25% >	0	6 178	0	39 959
7217302900	Wire of iron/non-alloy steel,plated orcoated w/out tin,cont.0.25%	0	9 447	0	67 391
7217303110	Copper alloy coated w/brass of pneumaticrubbers tyre	1 245 014	16 192 881	2 004 361	24 419 254
7217303190	Copper alloy coated with other copperalloys of pneumatic rubbers	543 269	3 399 236	751 398	4 705 238
7217303900	Wire of iron/non-alloy steel,plated/coatwi/out tin & copper, cont.	229 342	1 558 007	296 807	2 442 880
7217901000	Oth wire iron/non-alloy steel,plate/coatwith other metals, 0.25%<	24 142	235 805	43 149	462 461
7217909000	Oth wire iron/non-alloy steel,plate/coatwith other metals, 0.25%>	44 917	238 689	434 675	1 141 640
7218100000	Ingots & oth primary forms of stainlesssteel	205 578	467 755	397 287	1 778 178
7218910000	Semi-finished prod.of stainless steel ofrectangulr (not square) cro	63 775	163 100	39 448	206 138
7218990000	Oth semi-finished prod.of stainlesssteel	184 511	1 941 223	2 127 122	16 796 422
7219110000	Flat-roll prod of stainless steel,hotrolled,in coil of a thick exceed 10	349 977	1 217 184	662 688	4 780 810
7219120000	Flat-roll prod of stainless steel,hotroled,in coil of a 4.75mm=<thick	608 784	4 459 737	1 716 367	8 155 277
7219130000	Flat-roll prod of stainless steel,hotrolled,in coil of a 3mm<=thick<=	5 415 683	32 693 533	8 253 995	65 128 455
7219140000	Flat-roll prod of stainless steel,hotrolled,in coil of a thickness<=3m	6 961 791	22 114 385	10 701 193	33 732 832
7219210000	Flat-roll prod of stainless steel,hotrolled,not in coil of a thick > 10n	511 268	3 302 192	1 193 494	8 500 997
7219220000	Flat-roll prod of stainless steel,hotroll,not in coil of 4.75mm=<thick	1 233 761	6 789 655	3 364 484	16 763 967
7219230000	Flat-roll prod of stainless steel,hotroll,not in coil of a 3mm<=thick<	931 426	5 094 504	2 418 578	13 438 541
7219240000	Flat-roll prod of stainless steel,hotrolled,not in coil of a thickness<	51 869	553 719	102 118	935 820
7219310000	Flat-rolled prod.of stainless steel,cold rolled, of a thickness >= 4.75	58 194	280 848	96 174	659 430
7219320000	Flat-rolled prod.of stainless steel,cold rolled, 3 mm =< thickness <	223 465	1 357 680	721 338	3 647 000
7219330000	Flat-rolled prod.of stainless steel,cold rolled, 1 mm < thickness < 3	1 367 613	10 031 183	2 627 086	19 823 547
7219340000	Flat-rolled prod.of stainless steel,cold rolled, 0.5 mm =< thickness	1 894 737	8 811 457	3 906 443	18 208 654
7219350000	Flat-rolled prod.of stainless steel, ofa thickness < 0.5 mm	1 310 043	5 556 917	2 613 221	12 225 262
7219900000	Oth flat-roll prod.of stainless steel,thick>=1.5mm & <125mm patte	231 785	2 773 848	334 570	3 113 914
7220111000	Hoop & strip of stainless steel, hotrolled,of a thick >= 4.75 mm,wic	70 683	590 036	134 788	1 036 965
7220119000	Hoop & strip of stainless steel, hotrolled,of a thick >= 4.75 mm,wid	1 794	214 483	13 475	769 034
7220121000	Hoop & strip of stainless steel, hotrolled,of a thick < 4.75 mm,wid	35 319	138 946	109 058	569 161
7220129000	Hoop & strip of stainless steel, hotrolled,of a thick < 4.75 mm,wid	97 040	1 231 411	940 436	6 360 752
7220201000	Hoop & strip of stainless steel, coldrolled, width < 400mm	222 592	1 051 033	884 214	4 506 045
7220209000	Hoop & strip of stainless steel, coldrolled, width>400mm	307 466	2 446 788	577 695	4 358 022
7220901000	Hoop & strip of stainless steel, notcold rolled, width < 400mm	16 923	171 565	276 113	2 092 174
7220909000	Hoop & strip of stainless steel, notcold rolled, width > 400mm	282 975	5 100 578	575 724	10 231 736
7221000000	Bars & rods, hot-rolled,in irregularlywound coils, of stainless steel.	2 956 648	11 090 026	976 847	4 228 098
7222110000	Bars,rods, hot-rolled, in irregularly ofcircular cross-section	251 205	1 751 653	546 370	3 497 315
7222190000	Bars,rods, hot-rolled, in irregularly ofnot circular cross-section	780 183	5 322 472	865 034	7 304 965
7222201000	Bars,rods, cold-formed or cold-finishedof circular cross-section	106 446	615 100	501 696	2 550 938
7222209000	Bars,rods, cold-formed or cold-finishedof not circular cross-section	216 272	2 876 091	1 113 190	6 790 583
7222301000	Other bars and rods of circular cross-section	55 804	465 217	87 424	609 403
7222309000	Other bars and rods of not circularcross-section	247 083	1 503 381	540 786	3 104 253
7222401000	Angles,shapes&sections,not further workthan hot-rolled,hot-draw	23 981	189 919	106 662	569 154
7222409000	Angles,shapes&sections, further workedthan hot-rolled,hot-drawr	154 107	852 680	222 092	1 761 923
7223000000	Wire of stainless steel having a cross-sectional dimension exceedir	823 290	4 610 738	3 710 048	20 504 816
7224100000	Ingots & oth primary forms of oth alloysteel	107 142	804 215	179 023	1 309 815
7224900000	Semi-finished prod. of oth alloy steel	5 839 177	25 142 787	6 570 228	30 003 591
7225110000	Grain-oriented of silicon-elect steel awidth of 600 mm or more.	816 543	10 412 840	1 857 821	23 184 902
7225190000	Oth than Grain-orient of silicon-electsteel a width of 600 mm or m	1 722 797	11 872 651	1 871 154	15 215 929
7225301000	Flat-roll high speed steel,width>=600mm,not further worked than	4 354 070	4 842 115	2 955 126	3 325 587
7225309000	Flat-roll not high speed steel,w.>=600mmnot further worked than	2 830 181	15 256 380	2 707 007	15 701 135
7225401000	Flat-roll high speed steel,width>=600mm,not further work th hot-r	5 136 803	17 115 985	4 017 289	15 778 319
7225409000	Flat-roll not high speed steel,w.>=600mmnot further work th hot-r	5 626 832	35 736 977	9 299 787	52 644 404
7225501000	Flat-roll high speed steel,width>=600mm,not further worked than	8 037	160 093	33 293	313 770
7225509000	Flat-roll not high speed steel,w.>=600mmnot further worked than	1 896 470	10 733 206	2 007 916	11 505 504
7225911000	Oth flat-roll high speed steel,w.>=600mmelectrolytically plated/cc	185	3 678 564	342	2 598 193
7225919000	Oth flat-roll not hi.sped stel,w.>=600mmelectrolytically plated/co	978 570	3 697 144	1 166 529	4 867 883
7225921000	Oth flat-roll high speed steel,w.>=600mmotherwise plated or coat	0	1 503 098	0	1 523 571
7225929000	Oth flat-roll not hi.sped stel,w.>=600mmotherwise plated or coate	2 199 994	12 965 238	2 023 093	12 066 229
7225991000	Oth flat-roll high speed steel,w.>=600mmotherwise plated or coat	0	36 748	0	87 937
7225999000	Oth flat-roll not hi.sped stel,w.>=600mmotherwise plated or coate	4 574 792	26 873 204	4 230 461	24 680 480
7226111000	Hoop & strip, grain-oriented of siliconelectrical steel, of a width <=	96 838	757 004	255 029	2 108 280
7226119000	Hoop & strip, grain-oriented of siliconelect steel, of a width >400 r	498 805	5 334 064	1 372 713	14 818 896
7226191000	Hoop,strip,oth than grain-orient ofsilicon elect steel,of a width<= 4	32 597	195 684	108 250	690 056
7226199000	Hoop,strip,oth than grain-orient ofsilicon elect steel,of width>400i	223 153	1 248 387	657 377	3 503 623
7226201000	Hoop & strip of high speed steel of awidth <= 400 mm	0	2 310	0	20 785
7226209000	Hoop & strip of high speed steel of awidth > 400 mm, < 600mm	0	1 510	0	6 276
7226911000	Hoop,strip of oth alloy steel,hot rolledof a width <= 400 mm	66 136	182 287	115 006	491 189
7226919000	Hoop,strip of oth alloy steel,hot rolledwidth>400 mm, <=600mm	332 556	7 455 148	365 240	5 875 169
7226921000	Hoop,strip of oth alloy steel, coldrolled, of a width <= 400 mm	1 426	92 622	3 881	250 570
7226929000	Hoop,strip of oth alloy steel, coldrolled, width >400 mm, <= 600m	535 692	6 066 932	296 007	3 340 009
7226991100	Hoop & strip of oth alloy steel, width<= 400 mm,not further work	0	5 961	0	32 455
7226991900	Not hoop&strip of oth alloy steel, width<= 400 mm,not further wo	26 935	153 529	94 526	394 193

## I.3. IMPOR MENURUT KOMODITI / IMPORT BY HS COMMODITY

\*\*\* JUNI/JUNE 2012 \*\*\*

HS	Uraian Komoditi Commodity Description	Berat Bersih / Net Weight (Kg)		Nilai / Value C.I.F (US\$)	
		Bulan ini Current Month	Kumulatif Cum.Jan. to date	Bulan ini Current Month	Kumulatif Cum.Jan. to date
7226999100	Hoop&strip of oth alloy steel, w.>400mm&<= 600mm,plated/coat	424	802	1 184	3 230
7226999900	Hoop&strip of oth alloy steel, w.>400mm&<= 600mm,plated/coat	428 943	1 131 536	542 940	1 682 060
7227100000	Bars & rods, hot-rolled, in irregularlywound coils, of high speed ste	1	115 476	1 843	55 441
7227200000	Bars & rods, hot-rolled, in irregularlywound coils, of silico-mangan	1 331 392	13 294 364	1 008 208	9 758 246
7227900000	Oth bars & rods, hot-rolled, inirregularly wound coils	28 526 452	113 904 515	21 595 918	88 706 010
7228101000	Bars & rods, of high speed steel, ofcircular a cross-section	71 016	2 198 813	369 353	2 800 179
7228109000	Bars & rods, of high speed steel,not ofcircular a cross-section	48 077	690 841	167 128	2 122 912
7228201100	Bars&rods,silico-mangan steel,circular across-section,hot-roll/drav	91 013	394 805	101 818	432 473
7228201900	Bars&rods,silico-mangan steel,circularcross-section,not hot-roll/dr	1 671 740	3 069 547	1 694 588	3 191 822
7228209100	Bar&rod,silico-mangan steel,not circularcross-section,hot-roll/dra	0	341 397	0	492 057
7228209900	Bar&rod,silico-mangan steel,not circularcross-section,not hot-roll/	171 708	1 375 032	427 976	3 666 503
7228301000	Oth bars&rods,of silico-manganese steelof circular cross-section	13 331 183	81 971 445	14 903 363	94 203 483
7228309000	Oth bars&rods,of silico-manganese steelnot of circular cross-secti	7 070 668	42 286 609	9 587 441	52 699 425
7228401000	Oth bars,rods,not further worked thanforget, of circular cross-sect	62 330	607 626	117 925	1 226 770
7228409000	Oth bars,rods,not further worked thanforget, not of circular cross-	337 292	3 850 042	1 249 255	7 253 393
7228501000	Oth bars,rods,not formed/cold finishedof circular cross-section	178 204	1 766 868	669 970	8 247 395
7228509000	Oth bars,rods,not formed/cold finishednot of circular cross-section	674 637	3 196 394	1 150 502	5 878 508
7228601000	Other bars and rods : of circular cross-section	292 913	2 029 276	599 181	3 643 674
7228609000	Other bars and rods : not of circularcross-section	204 590	6 276 689	245 915	8 589 962
7228701000	Angles,shapes&sections,oth bars&rods,cross-section,hot-roll/drav	28 001 201	107 556 809	19 503 009	75 618 122
7228709000	Angles,shapes&sections,oth bars&rods,cross-section,not hot-roll/c	5 377 397	23 537 577	3 284 435	10 943 688
7228801100	Hollow drill bars,rods, weight >=0.6% ofcircular cross-section	10 332	55 460	259 513	806 204
7228801900	Hollow drill bars,rods, weight >=0.6%not of circular cross-section	21	3 847	157	75 160
7228809000	Oth. Hollow drill bars and rods	284 764	5 523 547	835 157	7 571 544
7229200000	Wire of silico-manganese steel	538 005	4 889 526	787 781	6 748 819
7229901000	Wire of other alloy steel. of high speedsteel	700 660	3 588 890	583 514	3 104 472
7229909010	Wire of other alloy steel. not of highspped steel,chromium>=0.5%	547 365	3 458 129	1 324 145	7 734 482
7229909090	Wire of other alloy steel. not of highspped steel,chromium<0.5%	1 541 200	14 232 858	4 392 602	24 907 150
7301100000	Sheet piling of iron or steel	2 788 013	11 378 083	1 591 454	10 252 344
7301200000	Angles, shapes and sections of iron orsteel	52 583	788 809	82 295	909 613
7302100000	Rails of iron or steel	6 598 849	15 199 870	6 426 999	17 184 449
7302300000	Switch-blades, crossing frogs,point rodsand other crossing pieces	1 597 830	1 607 045	4 278 838	4 344 308
7302400000	Fish-plates and sole plates of iron orsteel	284 462	1 920 622	448 110	2 418 193
7302901000	Sleepers, of iron or steel	62	180 718	189	159 073
7302909000	Other than sleepers, of iron or steel	230 037	2 030 640	499 660	4 216 072
7303001100	Hubless tubes and pipes	149 566	2 021 956	318 138	19 127 343
7303001900	Tubes and pipes with hub	1 207 144	9 556 523	708 311	3 869 721
7303009010	Hollow profiles, of cast iron with anexternal diameter < =100 mm	64 630	1 555 782	128 045	1 677 755
7303009090	Hollow profiles, of cast iron with anexternal diameter > 100 mm	970 260	11 944 542	2 225 131	39 683 055
7304110000	Tubes, pipes and hollow profiles,seamless, of stainless steel	863 920	10 319 469	1 748 620	41 870 761
7304190000	Oth.tube,pipe&hollow profile,seamless,line pipe of a kind use for c	16 850 385	108 129 631	21 628 419	138 153 265
7304220010	Oth.tube,pipes&hollow profile,seamless,unfinished drill pipe (gree	1 037	4 565 425	5 922	8 021 021
7304220090	Oth.tube,pipes&hollow profile,seamless,unworked pipe end	38 859	1 289 189	456 060	6 404 309
7304230010	Unfinished drill pipe (green pipe) withyield strength less than 75,0l	1 775	21 863	3 980	112 212
7304230090	Oth. unfinish casetube&unworked pipe (green pipe)	346 293	2 332 865	1 245 824	8 513 887
7304240010	Unfinsh case&tube, yield strgh<75000Psioth.of stanlss stel for drill	467 277	618 930	944 238	1 176 318
7304240090	Oth.unfinish casetube&unworked pipe endwith yield strength less	273 702	754 988	238 158	6 538 039
7304290010	Unfinish casetube&unworked pipe end withyield strength less tha	29 051 034	147 667 388	43 350 269	233 621 730
7304290090	Oth.unfinish casetube&unworked pipe endwith yield strength less	4 284 307	46 934 039	14 602 708	89 277 627
7304311000	Drillrod casing&tubing,w/pin&box thread,cold-drawn/rolled,circul	34 406	443 398	94 217	997 929
7304312000	High-pressure pipe,cold-drawn/rolled,circular cross-section,iron/a	21 880	78 313	89 553	180 256
7304314000	Circular cross-section,iron/non-alloysteel,diameter<140mm&carb	8 463	54 373	17 742	90 546
7304319000	Circular cross-section,iron/non-alloysteel,diameter>=140mm&carb	1 284 842	12 357 397	3 412 626	25 848 434
7304392000	Oth circ.cross-section,iron/non-alloy,high-pressure pipe	11 932	321 181	28 310	741 946
7304394000	Oth circ.cross-section,iron/non-alloy,steel,diameter<140mm&carb	77 606	268 857	211 040	517 394
7304399000	Oth circ.cross-section,iron/non-alloy,steel,diameter>=140mm&carb	4 631 482	17 837 864	6 618 613	40 550 969
7304410000	Cold-drawn or cold-rolled (cold-reduced)stainless steel	383 401	1 992 496	1 750 011	9 318 120
7304490000	Oth. Cold-drawn or cold-rolled (cold-reduced) stainless steel	192 475	2 679 603	730 348	8 640 494
7304511000	High press. conduits,of circular cross-sect.of oth alloy steel,cold ro	0	80 683	0	636 702
7304519000	Oth tubes/pipes/hollow profiles,seamlesscold rolled,crclrc c-s of otl	61 250	302 252	249 671	1 267 699
7304590000	Oth.Drill rod casing&tubing with pin&sect.of oth alloy steel,cold rc	402 861	4 257 042	1 461 347	50 231 924
7304901000	Oth tubes/pipes/hollow profiles,seamlesshigh-pressure pipe	201 227	245 030	406 110	807 328
7304903000	Oth tubes/pipes/hollow profiles,seamlesssteel,diameter<140mm&	5 661	106 309	16 281	266 907
7304909000	Oth tubes/pipes/hollow profiles,seamlesssteel,diameter>=140mm&	488 013	2 550 845	1 552 876	6 780 774
7305110000	Lines pipe, for oil or gas longitudinallysubmerged arc welded of iron	288 025	94 915 376	260 410	164 767 701
7305121000	Electric Resistance Welded (FRW), usedfor oil/gas pipe,external di	11 134	579 765	17 209	569 343
7305129000	Oth longitudinally welded, used for oilor gas pipe, external diamet	205 919	734 089	527 952	13 495 275
7305191000	Oth line pipe iron/steel for oil,exter.diam.>406.4mm,spiral/helical	8 183	682 368	28 368	1 118 655
7305199000	Oth line pipe iron/steel for oil,exter.diam.>406.4mm,not spiral/he	118 940	4 309 051	24 715	5 130 472
7305200000	Casing of iron/steel used in drillingfor oil/gas external diameter 40	24	6 275 988	910	10 780 102
7305311000	Lines pipe, for oil or gas longitudinallywelded, stainless steel pipes&	2 071	122 940	23 874	418 797

I.3. IMPOR MENURUT KOMODITI / IMPORT BY HS COMMODITY

\*\*\* JUNI/JUNE 2012 \*\*\*

HS	Uraian Komoditi Commodity Description	Berat Bersih / Net Weight (Kg)		Nilai / Value C.I.F (US\$)	
		Bulan ini Current Month	Kumulatif Cum.Jan. to date	Bulan ini Current Month	Kumulatif Cum.Jan. to date
7305319000	Lines pipe, for oil or gas longitudinalwelded,not stainless steel pip	11 583	145 492	35 807	296 324
7305391000	Oth.lines pipe,for oil/gas longitudinalwelded,high-pressure pipe	0	12 323	0	193 583
7305399000	Oth.lines pipe,for oil/gas longitudinalwelded,not high-pressure pi	0	3 724	0	5 739
7305900000	Oth.lines pipe,for oil/gas longitudinalalloth.stainless steel pipes & tu	4 636	66 212	18 053	229 962
7306111000	Line pipe,use for oil/gas pipeline,weldeoof stainless steel,Electric Re	792	179 087	8 765	771 109
7306119000	Line pipe,use for oil/gas pipeline,weldeoof other steel	2 442 449	2 826 319	3 523 649	7 820 537
7306191000	Oth line pipe use for oil/gas pipe weldeoof stainless steel,electron	800 050	3 639 014	657 084	3 171 697
7306192000	Oth line pipe use for oil/gas pipe weldeoof stainles stel,spiral/helic	7 949	102 447	18 784	232 465
7306199000	Oth line pipe use for oil/gas pipe weldeoof stainles stel,not ERW&	46 894	977 594	75 540	4 129 522
7306210000	Casing&tubing of a kind use in drillingwelded, of stainless steel	83 427	84 618	499 942	508 925
7306290000	Oth.casing&tubing of a kind use in drilling,welded,of stainless stee	1 177 204	4 326 971	2 184 154	6 952 232
7306301010	Boilr tube weld,of circlcr cross-sect ofiron/non ally stel intrnl diam	139 963	536 673	164 668	699 745
7306301020	Boilr tube weld,of circlcr cross-sect ofiron/non ally stel intrnl diam	1	215 100	142	294 660
7306302010	Boilr tube weld,of single/double walled,coppr plate,intrnl diamtr<	210 419	1 170 218	1 173 409	6 531 572
7306302020	Boilr tube weld,of single/double walled,coppr plate,intrnl diamtr>	7 440	2 462 566	17 314	2 119 986
7306303000	Boilr tube weld,of single/double walled,coppr plate,sheath pipe fo	88	53 538	17 576	161 359
7306304010	Oth welded,sircular cross-saction,highpressure pipe,intrnl diamtr<	0	2 388	0	17 331
7306304090	Oth welded,sircular cross-saction,highpressure pipe,intrnl diamtr>	0	454 986	0	597 919
7306309010	Oth.boilr tube weld,of single/doublewelled,coppr plate,intrnl diar	176 262	1 215 685	772 450	4 337 126
7306309090	Oth.boilr tube weld,of single/doublewalled,coppr plate,intrnl diamr	1 874 668	9 538 503	2 812 921	13 774 739
7306401010	Oth.weld,of circular cross-section ofweld boilr tube w intrnl diamtr<	14 181	51 879	38 435	339 094
7306401020	Oth.weld,of circular cross-section ofweld boilr tube w intrnl diamtr>	29 116	348 226	105 665	963 960
7306402000	Welded boiler tubes of stainless steelwith internal diameter >12.5	98 607	1 349 254	296 620	4 885 968
7306403000	St'less steel pipes & tubes welded ofcirclcr cross sec. w extrl dmtr>	71	42 427	1 163	87 850
7306409000	Oth,not welded of circular cross sect.with internal diameter > 12,5	1 138 174	4 267 806	2 970 974	14 581 257
7306501010	Oth.boilr tube,weld,of circlcr cross-sectn,oth alloy steel int.dmtr<=1	6	102 931	20	304 348
7306501020	Oth.boilr tube,weld,of circlcr cross-sectn,oth alloy steel int.dmtr>1	77 188	611 015	124 524	2 035 455
7306509010	Oth.boilr tube,weld,of circlcr cross-high pressure conduits	1 275	8 076	21 043	113 051
7306509090	Oth.boilr tube,weld,of circlcr cross-highpressure conduits	638 677	2 870 789	469 474	6 836 994
7306610010	Oth.boilr tube,weld,square/rectangularcross sectin,with int.diamtr	11 440	577 463	29 002	623 704
7306610090	Oth.boilr tube,weld,square/rectangularcross sectin,with int.diamtr	1 601 544	8 029 633	1 331 380	5 893 349
7306690010	Oth.boilr tube,non circular crss-sectionwith internal diameter<=12,5	0	390	0	6 392
7306690090	Oth.boilr tube,non circular crss-sectionwith internal diameter>12,5	1 068	26 508	3 660	17 636
7306901010	Bundy-weld pipes and tubes,with internaldiameter <= 12,5mm	3	697	1 311	28 109
7306901090	Bundy-weld pipes and tubes,with internaldiameter > 12,5mm	0	87 025	0	290 450
7306909010	Oth.thn bundy-weld pipes & tubes, withinternal diameter <= 12,5r	11 078	109 056	215 083	1 062 193
7306909090	Oth.thn bundy-weld pipes & tubes, withinternal diameter > 12,5m	1 300 690	7 561 447	4 806 482	13 324 209
7307111000	Cast fitting of non-malleable cast ironhubless tube or pipe fittings	28 695	237 996	40 573	570 907
7307119000	Cast fitting of non-malleable cast irontube or pipe fittings with hut	82 239	264 164	692 776	1 386 988
7307190000	Cast fitting of other than non-malleablecast iron	335 102	1 100 401	751 045	3 416 867
7307211000	Oth pipe of stainless steel flangesinternal diameter<15cm	211 719	692 404	686 659	2 008 991
7307219000	Oth pipe of stainless steel flangesinternal diameter>=15cm	208 516	840 265	807 390	3 130 759
7307221000	Oth pipe,stainless steel threaded elbow,bends&sleeves,internal d	8 027	85 370	120 345	929 214
7307229000	Oth pipe,stainless steel threaded elbow,bends&sleeves,internal d	48 145	430 607	388 821	2 849 100
7307231000	Oth pipe,stainless steel butt welding,fittings, internal diameter<15	62 108	392 333	250 742	1 193 044
7307239000	Oth pipe,stainless steel butt welding,fittings, internal diameter>=1	343 923	1 504 485	2 887 138	10 480 377
7307291000	Oth stainlss steel oth.than flanges,butt welding,threaded elbow,be	8 319	53 920	91 914	584 086
7307299000	Oth stainlss steel oth.than flanges,butt welding,threaded elbow,be	298 471	2 064 029	2 144 253	16 830 408
7307911000	Oth tube or pipe fittings flanges,internal diameter<15cm	601 333	2 349 664	993 210	4 164 860
7307919000	Oth tube or pipe fittings flanges,internal diameter>=15cm	1 625 404	7 143 496	5 034 995	18 348 599
7307921000	Oth tube/pipe fittings threaded elbows,bends&sleeves,internal dia	85 425	629 700	546 773	2 568 288
7307929000	Oth tube/pipe fittings threaded elbows,bends&sleeves,internal dia	229 242	1 737 690	1 369 722	6 576 959
7307931000	Oth tube/pipe fittings,butt weldingfittings,internal diameter<15cm	258 127	1 543 581	364 745	2 209 415
7307939000	Oth tube/pipe fittings,butt weldingfittings,internal diameter>=15c	464 511	3 904 935	2 774 401	17 992 974
7307991000	Oth tube/pipe fittings,not butt welding/flanges/elbows,internal di	435 652	1 628 509	1 785 281	12 690 111
7307999000	Oth tube/pipe fittings,not butt welding/flanges/elbows,internal di	1 645 363	8 994 302	14 373 629	70 168 919
7308101000	Bridges and bridge sect. w prefab'tedtype joined by shear connect	255 074	2 335 331	49 069	2 132 225
7308109000	Other bridges and bridge sections	9 088	469 505	264 805	3 160 362
7308201100	Towers with prefabricated modular typejoined by shear connector	0	4 073	0	6 110
7308201900	Other towers	3 728 981	9 036 338	6 065 081	18 027 456
7308202100	Lattice masts w prefabricated modular type joined by shear connec	6 766	21 358	30 984	188 191
7308202900	Other lattice masts	942 927	3 977 069	1 967 427	6 672 725
7308300000	Doors, windows and their frames & threshold for doors	334 223	696 729	885 499	1 994 914
7308401000	Equip. for scaffolding w prefabricatedmodlr type joined by shear c	0	116 046	0	280 531
7308409000	Other equipment for scaffolding, shuttering, propping or pit propp	524 516	3 883 970	840 467	10 307 345
7308902000	Other, prefabricated modular type joinedby shear connectors	304 044	3 480 176	330 481	3 495 375
7308904000	Oth corrug,curved/bent galv'd plt f ass'bly,into undgrnd conduits&	845	131 169	23 124	385 181
7308905000	Other structures & parts of structures,rail for ships	0	10 009	0	150 015
7308906000	Other structures & parts of structures,perforated cable trays	305 757	1 250 619	1 174 225	3 194 061
7308909200	Other structures & parts of structures,guardrails	22 301	176 809	595 070	858 292
7308909900	Other structures & parts of structures,not guardrails	9 744 109	41 223 888	19 627 423	100 428 699

## I.3. IMPOR MENURUT KOMODITI / IMPORT BY HS COMMODITY

\*\*\* JUNI/JUNE 2012 \*\*\*

HS	Uraian Komoditi Commodity Description	Berat Bersih / Net Weight (Kg)		Nilai / Value C.I.F (US\$)	
		Bulan ini Current Month	Kumulatif Cum.Jan. to date	Bulan ini Current Month	Kumulatif Cum.Jan. to date
7309001100	Reservoir, tank, vat&similar, of iron/steel, cap.>300ltr, lined/heat-ins	746 942	1 361 194	4 400 542	7 395 493
7309001900	Reservoir, tank, vat&similar, of iron/steel, cap.>300ltr, not lined/heat	33 210	294 269	284 131	2 146 510
7309009100	Oth reservoir, tank, vat&similar, iron/steel, cap.>300ltr, lined/heat-ins	6 315	56 502	78 548	472 524
7309009900	Oth reservoir, tank, vat&similar, iron/steel, cap.>300ltr, not lined/heat	556 533	2 177 097	4 542 872	14 838 318
7310101000	Tank, cask, drum, can, boxe&similar, capacity>50L&<=300L, of tinplate, s	58 384	353 587	103 451	1 944 664
7310109010	Tank, cask, drum, can, boxe&similar, cap.>50L&<=300L, not tinplate, s	12 540	56 849	38 878	222 907
7310109020	Tank, cask, drum, can, boxe&similar, cap.>50L&<=300L, not tinplate, s	66 787	492 730	201 349	1 198 359
7310109090	Tank, cask, drum, can, boxe&similar, cap.>50L&<=300L, not tinplate, n	598 283	3 646 689	1 095 381	7 629 996
7310211010	Cans <1L, closed by soldering of iron/steel casting in the rough	5 090	5 209	19 089	20 268
7310211020	Cans <1L, closed by soldering of iron/steel forging or stamping in	3	4 027	66	15 989
7310211090	Oth.cans <1L, closed by soldering of iron/steel	164 320	1 173 380	303 762	2 905 409
7310219100	Oth.cans >1L & <50L, closed by soldering of iron/steel	36 313	353 332	161 497	1 332 429
7310219910	Cans >1L & <50L, closed by soldering of iron/steel casting in the rou	0	1 414	0	50 882
7310219920	Cans >1L & <50L, closed by soldering of iron/steel forging or stampi	0	12 026	0	30 787
7310219990	Oth.cans >1L & <50L, closed by soldering of iron/steel	57 237	248 557	293 708	992 760
7310291010	Cans <1L, not soldering of iron/steel casting in the rough	14	2 236	1 014	13 561
7310291020	Cans <1L, not soldering of iron/steel forging or stamping in	0	375	0	129 763
7310291090	Oth.cans <1L, not soldering of iron/steel	183 472	819 920	581 881	2 785 401
7310299100	Oth.cans >1L & <50L, not soldering of iron/steel	144 726	672 179	1 046 948	4 537 733
7310299910	Cans >1L & <50L, not soldering of iron/steel casting in the rough	0	40	0	6 385
7310299920	Cans >1L & <50L, not soldering of iron/steel forging or stamping in	19 659	96 040	97 766	460 049
7310299990	Oth.cans >1L & <50L, not soldering of iron/steel	51 546	378 453	318 676	1 704 345
7311002100	Cont'ners for compressed/liquefied gas seamless stl cylinders, capa	63 867	355 426	170 801	787 983
7311002200	Cont'ners for compressed/liquefied gas, seamless stl cylinders, cap.	766 217	3 165 520	1 250 973	5 470 822
7311002900	Cont'ners for compressed/liquefied gas seamless stl cylinders, capa	401 202	2 894 362	1 323 776	12 552 106
7311009310	Other containers of iron or steel with capacity<=7,3L	59 655	477 240	109 388	875 102
7311009400	Other containers of iron or steel capacity>=30L&<110L	0	49 500	0	76 330
7311009900	Other containers of iron or steel capacity>=110L	197 381	1 092 600	576 889	2 598 794
7312101000	Standed wr, ropes & cables for locked coil, flatt'ed strands&non rott	209 950	450 760	120 822	1 629 089
7312102000	Stranded wire, rope&cables by plated /coatd wth brass, & of a nom	595 883	4 255 866	1 422 172	10 987 628
7312109110	Other stranded wire, rope and cables prestressed concrete strand w	341 149	1 817 797	351 957	2 208 637
7312109190	Other stranded wire, rope and cables not prestressed concrete stran	74 737	655 476	263 612	1 367 752
7312109900	Stranded wire, rope and cables with stranded wire of diameter of>	1 090 302	3 030 513	4 700 248	13 479 665
7312900000	Oth stranded wire, rope and cables, plaitd bnds, slings&of ir/stl not	496 315	2 910 469	1 461 197	6 536 758
7313000000	Barbed wr of iron/steel; twisted hoop & of a kind used f fencing of	338 648	1 085 252	180 186	638 975
7314120000	Woven cloth with endless bands for machinery, of stainless steel	6 377	37 668	106 780	886 334
7314140000	Woven cloth, of stainless steel	183 675	482 439	783 792	3 137 884
7314191000	Endless bands for machinery oth thn of stainless steel	0	44 073	0	67 750
7314199000	Other woven cloth, not stainless steel	6 656	71 694	34 697	657 386
7314200000	Grill&fencing, welded at the intersect of wr with a max. sect.d>3mm	154 080	886 474	188 500	1 373 906
7314310000	Other grill, netting & fencing, welded at the intersect. by pltd/coatd	912 052	3 531 354	604 597	2 232 172
7314390000	Oth grill, netting and fencing, welded at the intersection	748 172	3 280 154	685 023	4 934 418
7314410000	Oth cloth, grill, netting and fencing by plated or coated with zinc	346 698	2 685 732	296 378	2 466 952
7314420000	Oth cloth, grill, netting and fencing by coated with plastics	54 136	1 010 565	33 980	634 299
7314490000	Oth cloth, grill, netting and fencing	199 398	2 641 254	288 930	4 997 922
7314500000	Expanded metal	249 619	578 577	224 639	505 207
7315111000	Roller chain for bicycles of mild steel	1 098 762	5 402 414	1 874 292	12 507 186
7315119100	Oth mild steel for roller chain, transmisspitch length>=6mm&<32mr	2 132	173 634	34 582	647 364
7315119900	Oth mild steel for roller chain, transmisspitch length>=32mm	362 376	2 470 219	1 210 096	8 301 169
7315121000	Other roller chain of mild steel bicycle or motorcycle chain	450 082	2 083 613	1 500 061	6 048 688
7315129000	Other roller chain of mild steel not bicycle or motorcycle chain	497 296	2 588 823	964 905	8 427 875
7315191000	Roller chain part for bicycles of motorcycle chain	8 628	111 830	64 891	1 041 738
7315199000	Roller chain part not for bicycles of motorcycle chain	20 542	180 020	329 503	2 270 016
7315200000	Skid chain of mild steel	38 809	350 384	130 359	1 986 744
7315810000	Stud-link of mild steel	547 353	2 400 264	723 102	3 678 729
7315820000	Other, welded link of mild steel	260 604	1 462 065	260 455	1 633 172
7315891000	Other chain for bicycles of mild steel	260 185	1 049 423	1 290 560	7 042 396
7315899000	Other chain of mild steel not for motorcycle and bicycles	183 783	1 243 421	860 015	5 721 877
7315902000	Other parts of chain for motorcycles and bicycles	80 505	702 344	117 951	1 117 701
7315909000	Other parts of chain not for motorcycle and bicycles	59 085	941 367	456 081	5 698 751
7316000000	Anchors, grapnels and parts thereof, of iron or steel	510 238	2 883 405	1 156 592	8 680 760
7317001000	Wire nails	141 845	1 414 276	161 397	1 518 104
7317002000	Staples	206 145	1 310 835	147 801	1 231 195
7317009010	Dog spikes for rail sleepers, carding -tacks&similar articles, of iron o	165 216	246 593	227 777	566 401
7317009090	connector & anti-splitting, connector and Hob nails for footwear, ri	3 557 364	15 480 590	1 568 175	6 508 805
7318110000	Threaded articles for coach screws	135 579	853 470	315 620	2 660 773
7318120000	Other wood screws with an external diameter not exceeding 16 mm	154 590	945 333	385 575	1 885 639
7318130000	Screw hooks and screw rings with an external dmtr not exceeding	57 652	384 559	506 728	3 342 058
7318140000	Self tapping screw with an external diameter not exceeding 16 mm	315 768	1 598 059	630 407	3 800 897
7318150000	Screw metal with/without nuts/washers with an external diameter	3 999 963	20 208 563	24 149 402	125 304 107
7318160000	Nuts with an external diameter not exceeding 16 mm	1 507 612	7 970 210	9 371 527	50 596 197

I.3. IMPOR MENURUT KOMODITI / IMPORT BY HS COMMODITY

\*\*\* JUNI/JUNE 2012 \*\*\*

HS	Uraian Komoditi Commodity Description	Berat Bersih / Net Weight (Kg)		Nilai / Value C.I.F (US\$)	
		Bulan ini Current Month	Kumulatif Cum.Jan. to date	Bulan ini Current Month	Kumulatif Cum.Jan. to date
7318190000	Other threaded articles of an external diameter not exceeding 16 n	1 461 491	4 331 166	2 720 494	18 754 436
7318210000	Non threaded artic. for spring washers & oth lock washers w an ext	100 285	564 449	1 081 894	6 748 167
7318220000	Other washers with an external diameter not exceeding 16 mm	458 977	2 339 728	8 170 778	34 826 342
7318230000	Rivet with an external diameter not exceeding 16 mm	67 509	369 433	471 133	2 814 328
7318240000	Cotters & cotters pins with an external diameter not exceeding 16 r	293 020	1 962 832	2 652 114	18 590 268
7318290000	Oth non threaded articles with an external diameter <= 16 mm	1 379 966	6 772 969	10 044 166	60 044 332
7319400000	Safety pins	144 878	1 001 176	2 183 464	12 355 522
7319901000	Sewing, darning, and brody needles	2 817	39 185	4 132	135 635
7319909000	Other needles, not for sewing	45 538	233 767	280 065	1 882 826
7320101100	Leaf springs & leaves for motor vehicles, >10 persons, gross weight.	65 426	291 905	258 101	1 748 261
7320101900	Leaf springs & leaves for motor vehicles, gross weight >24T	52 594	458 738	128 943	1 119 522
7320109000	Other leaf springs and leaves	93 976	542 037	1 026 194	5 244 522
7320201000	Helical springs for motor vehicles	250 800	1 243 220	2 556 784	13 758 373
7320209000	Other Helical springs for motor vehicles	125 769	634 087	1 436 473	7 179 287
7320901000	Other springs and leaves for motor vehicles	89 631	534 999	1 276 475	6 209 117
7320909000	Other springs and leaves	69 054	751 122	910 780	7 306 588
7321100000	Cooking appliances and plate warmers For gas fuel or for both gas :	221 171	1 126 416	984 458	4 647 723
7321120000	Cooking appliances and plate warmers with liquid fuel	4 342	64 618	41 309	134 149
7321190000	Other Cooking appliances & plate warmers including appliances for	36 255	84 260	120 983	354 913
7321810000	Other appliances with gas fuel or for both gas and other fuels	81 055	414 395	81 982	375 949
7321820000	Other appliances with liquid fuel	0	4 119	0	13 428
7321890000	Other appliances with solid fuel	12 847	30 912	43 557	130 150
7321901000	Oth cooking appliances & plate warmers of burner for kerosene stc	4 436	11 955	6 055	20 110
7321902000	Other Cooking appliances and plate warmers	267 902	1 421 309	1 560 057	8 662 269
7321909000	Other Cooking appliances and plate warmers	785 882	3 590 332	1 198 133	5 889 174
7322110000	Radiators and parts of cast iron	73	24 722	248	196 164
7322190000	Other parts of radiators	52 280	473 001	704 984	7 021 731
7322900000	Other radiators for central heating	37 451	221 623	472 880	2 618 956
7323100000	Iron/steel wool; pot scourers & scouring or polishing pads, gloves ar	146 312	649 123	227 347	1 217 839
7323911000	Kitchenware of cast iron, not enamelled	96 523	417 024	373 871	1 452 869
7323912000	Household articles of cast iron not enamelled	0	28 354	0	44 139
7323919000	Household articles of cast iron not enamelled	66 597	310 010	108 924	443 746
7323920000	Household articles of cast iron, enamelled	48 045	179 358	24 740	206 010
7323931000	Kitchenware of stainless steel	912 713	4 418 722	1 848 487	9 769 702
7323932000	Other household articles of stainless steel	4 080	12 320	5 910	47 874
7323939000	Other household articles of stainless steel	1 292 129	5 404 614	2 227 660	9 428 122
7323940000	Household of iron (oth. than cast iron) or steel, enamelled	379 186	2 133 214	466 391	2 473 140
7323991000	Other kitchenware	360 549	1 748 572	880 106	3 946 740
7323992000	Ashtrays	0	77 122	0	239 698
7323999000	Other household articles of iron or steel	261 704	1 274 339	636 534	3 303 998
7324101000	Kitchen sinks of stainless steel	308 164	1 628 876	609 271	3 535 275
7324109000	Sinks and wash basins, of stainless steel, oth than kitchen sink	135 898	498 729	208 988	1 376 018
7324211000	Bath of cast iron, whether or not enamelled	1 458	57 323	13 783	330 293
7324219000	Of cast iron, whether or not enamelled, not long bathtubs	0	2 424	0	8 370
7324290000	Oth sanitary	28 404	138 203	56 244	580 281
7324901000	Sanitary ware for flushing water closets or urinals (fixed type)	10 099	81 668	79 658	279 369
7324903000	Sanitary ware of bedpans, urinals (portable type) and chamber po	538	1 092	668	6 706
7324909100	Part of kitchen sinks or bathtubs	3 524	35 573	9 723	89 693
7324909300	Part of flushing water closeta or urinals (fixed type)	1 962	14 818	14 509	33 762
7324909900	Oth sanitary ware and parts	295 269	1 112 793	791 654	2 602 193
7325102000	Manhole covers, gratings and frames therefor	12 687	74 910	123 546	290 495
7325109010	Spouts and cups for latex collection	0	16	0	90
7325109090	Spouts and cups for not latex collection	100 822	577 821	144 650	1 242 078
7325910000	Grinding balls and similar articles formills	4 571 429	14 614 846	5 999 192	21 246 985
7325992000	Manhole covers, gratings and frames therefor	220 944	551 835	617 465	2 393 062
7325999000	Oth than cast articles of iron or steel	216 034	742 146	1 300 982	3 581 355
7326110000	Grinding balls and similar articles formills	2 205 837	13 454 282	2 790 038	17 470 401
7326190000	Other articles of iron or steel but not forged or stamped	345 221	1 831 944	11 332 574	31 537 957
7326205000	Poultry cages and the like articles of iron or steel wire	145 112	675 038	174 753	995 727
7326209000	Poultry cages and the like oth than articles of iron or steel wire	463 779	2 507 808	1 122 602	5 326 037
7326901000	Ships' rudders not forged or stamped	12 109	205 469	63 951	1 406 002
7326903000	Stainless stl shield & clamp assembly with hubless cast iron	33 854	504 473	655 681	4 658 514
7326906000	Bunsen burners	148 439	716 743	770 545	4 300 837
7326907000	Stainless steel shield, clamp assembly horses shoes, riding boot spu	29 667	107 175	75 092	800 238
7326909100	Cigarette cases and boxes	15 029	182 754	78 597	1 650 131
7326909910	Spouts and cups for latex collection	5 542	42 633	959 821	2 111 965
7326909920	Rat traps but not forged or stamped	38	3 288	92	14 838
7326909990	Other articles not forged or steamed	12 049 035	28 849 579	31 759 073	120 382 183
7401000000	Copper mattes, cement copper (precipitated copper)	2 751	15 590	3 169	264 655
7402000000	Unrefined copper, copper anodes for electrolytic refining.	255	14 697	1 571	172 425
7403110000	Refined copper for cathodes and sections of cathodes	10 707 962	51 455 078	88 246 013	424 600 770

I.3. IMPOR MENURUT KOMODITI / IMPORT BY HS COMMODITY

\*\*\* JUNI/JUNE 2012 \*\*\*

HS	Uraian Komoditi Commodity Description	Berat Bersih / Net Weight (Kg)		Nilai / Value C.I.F (US\$)	
		Bulan ini Current Month	Kumulatif Cum.Jan. to date	Bulan ini Current Month	Kumulatif Cum.Jan. to date
7403120000	Refined copper for wire-bars	136 947	521 592	156 730	546 913
7403130000	Refined cooper for billets	6 498 167	11 518 648	4 334 483	7 652 159
7403190000	Other refined copper	46 386	232 881	731 022	2 631 198
7403210000	Copper alloys for copper-zinc basealloys (brass)	297 946	1 830 466	3 135 688	17 133 204
7403220000	Copper alloys for copper-tin base alloys(bronze)	208 154	732 645	1 524 770	5 088 640
7403290000	Copper alloys for oth copper alloys(oth than master alloys of head	8 701	44 894	1 058 523	4 262 660
7404000000	Copper waste and scrap	357 416	6 262 596	1 196 495	40 166 915
7405000000	Master alloys of copper	0	30 670	0	188 214
7406100000	Powders of non-lamellar structure	35 596	116 809	437 417	1 420 386
7406200000	Powders of lamellar structure flakes	22 509	345 353	247 259	4 314 985
7407103000	Profiles of refined copper	1 088	67 026	14 607	475 730
7407104000	Bar androdss of refined copper	355 605	1 886 057	3 094 693	14 078 035
7407210000	Of copper-zinc base alloys (brass)	232 829	1 382 173	1 515 244	8 457 377
7407290000	Other of copper alloys	129 042	773 197	666 981	4 919 357
7408111000	Of which the maximum cross sectionaldimension does not exceed 1	88 621	314 906	794 964	2 870 446
7408119000	Copper wire of which does exceed 14 mm	18 110	139 599	147 226	1 241 310
7408190000	Other wire of refined coppoer	1 294 736	6 554 797	7 000 612	41 145 552
7408210000	Of copper-zinc base alloys (brass)	71 652	465 949	665 313	5 077 664
7408220000	Of copper-nickel base (cupro-nickel)or copper-nickel-zinc base/nic	3 666	33 015	54 348	623 196
7408290000	Other copper alloys for copper wire	74 704	819 952	841 719	23 838 449
7409110000	Copper plates, sheets and strips,of refined copper in coils	211 661	1 384 439	1 870 099	12 651 271
7409190000	Copper plates, sheets and strips,of refined copper, not in coils	1 276 431	4 740 862	2 743 578	13 315 685
7409210000	Copper plates, sheets,strips, of copperzinc base alloys (brass), in c	398 149	2 629 482	4 018 366	25 023 867
7409290000	Copper plates, sheets,strips, of copperzinc base alloys (brass), not	124 485	668 556	949 228	4 473 339
7409310000	Copper plates, sheets,strips, of coppertin base alloys (brass), in coi	377 991	1 502 323	3 715 856	14 221 279
7409390000	Copper plates, sheets,strips, of coppertin base alloys (brass), not ir	62 771	395 069	131 580	921 351
7409400000	Copper-nickel base alloy (cupro-nickel), copper-nickel-zinc base all	103 281	232 180	1 127 411	11 387 935
7409900000	Other copper alloys, unrefined	608	53 479	17 834	353 514
7410110000	Copper foil, refined, thickness < 0.15mm , not backed	117 741	703 152	1 194 539	7 108 865
7410120000	Copper alloys, refined, thickness < 0.15 mm, not backed	65 701	379 293	694 218	3 406 451
7410210010	Copper foil reinforced sheets/plates ofpolyamide, of refined coppo	41 781	55 047	159 179	440 176
7410210020	Copper foil reinforced sheets/plates ofpolyamide, Copper clad lam	481 969	3 580 250	2 999 691	22 112 166
7410210090	Reinforced sheets/plates of polyamide,copper clad laminate not fr	2 638	79 867	17 825	1 191 162
7410220000	Reinforced sheets/plates of polyamide,of copper alloys, unrefined	470	37 281	12 515	374 453
7411100000	Copper tubes & pipes of refined copper	473 961	2 734 375	5 014 680	26 375 444
7411210000	Copper tubes & pipes of copper alloyswith copper-zinc base alloys	112 578	687 803	1 155 538	5 876 243
7411220000	Copper tubes & pipes of copper alloyswith cupro-nickel or nickel si	10 947	27 505	233 956	481 115
7411290000	Other copper tubes and pipes	1 069 313	4 237 334	2 779 115	13 483 743
7412100000	Copper tube or pipe fittings ofrefined copper	24 879	110 433	188 455	700 506
7412201000	Copper tube or pipe fittings ofcopper-zinc base alloys (brass)	31 907	229 327	296 867	2 871 319
7412209000	Copper alloys, not brass, refined	92 390	586 078	469 142	4 947 466
7413001000	Stranded wire,cable&etc, not electricalinsul. a diameter not excee	24 270	193 893	349 448	2 101 509
7413009000	Stranded wire,cable&etc, not electricalinsul. a diameter > 28,28 m	106 701	531 924	1 219 765	4 847 871
7415101000	Nails & tacks, drwing pins,staples ofcopper iron or steel with head	20 845	69 527	59 909	202 803
7415102000	Staples and similar articles of copper	447	10 898	6 581	26 224
7415109000	Tacks, drawing pins, staples &similar articles	23 370	93 154	28 802	587 895
7415210000	Washers (including spring washers)but not threaded	159 335	325 880	197 705	1 673 504
7415290000	Other articles of copper, not threaded	26 451	88 454	154 237	949 912
7415331000	Screws	40 746	172 049	343 826	2 007 262
7415332000	Bolts and nuts	205 299	719 943	560 371	2 257 264
7415390000	Other threaded articles	14 482	81 813	379 205	1 088 775
7418101000	Pot scourers and scouring or polishingpads, gloves and the like	3 368	3 609	7 216	12 227
7418103000	Cooking/heating apparatus of kind usedfor household purposes,nc	140	2 312	1 275	6 758
7418109000	Other household articels and partsthereof of coppers	278	54 401	3 336	70 390
7418200000	Sanitary ware and parts thereof	10 264	116 832	95 215	1 122 491
7419100000	Chain and parts thereof of copper	2 760	105 998	23 128	398 422
7419910010	Fittings for fire hoses, of copper	4 904	20 437	49 771	416 136
7419910020	Reservoirs, tanks, vats and similarcontainers not fitted of copper	615	4 521	8 397	63 866
7419910030	Electroplating anodes,machine beltfastener, fittings for ships/oth	20 394	106 366	176 529	735 047
7419910090	Oth table, kitchen,cast, moulded, stamped / forged but not further	190 156	553 140	6 106 741	16 368 246
7419993100	Colth grill and netting of copper wirefor machinery	4 946	95 706	96 463	725 567
7419993900	Grill and netting of copper wire clothsuitable for making mosquito	8	30 570	406	115 812
7419994000	Other grill and netting of copperwire springs	45 981	199 900	189 199	1 233 706
7419995000	Other grill and netting of copper wirecigarette cases or boxes and	92	93	18 128	18 448
7419996000	Cooking/heating apparatus, oth than ofa kind used for domestic p	0	44	0	3 477
7419997000	Articles specially designed foruse during religious rites	1 410	1 605	4 106	4 614
7419999010	Electroplating anodes,machine beltfastener,fitting for ships,for fire	11 773	228 730	145 230	1 416 276
7419999020	Similar containers not fitted with mech./ternal equip. of a cap.of	229	13 012	5 873	568 684
7419999090	Other articles of non copper	36 680	285 030	211 646	3 348 652
7501200000	Nickel oxide sinters&oth intermediateproducts of nickel metallurg	0	50	0	1 468
7502100000	Unwrought nickel, not alloyed	19 855	162 537	332 787	2 606 177

## I.3. IMPOR MENURUT KOMODITI / IMPORT BY HS COMMODITY

\*\*\* JUNI/JUNE 2012 \*\*\*

HS	Uraian Komoditi Commodity Description	Berat Bersih / Net Weight (Kg)		Nilai / Value C.I.F (US\$)	
		Bulan ini Current Month	Kumulatif Cum.Jan. to date	Bulan ini Current Month	Kumulatif Cum.Jan. to date
7502200000	Unwrought nickel alloys	510	27 904	7 290	250 698
7504000000	Nickel powders and flakes	9 981	33 877	75 905	404 706
7505110000	Bars, rods and profiles of nickel,not alloyed	143	14 778	1 939	121 455
7505120000	Bars, rods & profiles of nickel alloys	5 782	57 574	381 495	1 806 664
7505210000	Wire of nickel, not alloyed	5 338	40 266	112 451	871 035
7505220000	Wire of nickel alloys	18 011	120 341	247 084	1 757 865
7506100000	Nickel plates, sheets, strip&foil ofnickel, not alloyed	2 698	14 387	34 574	475 389
7506200000	Nickel plates, sheets, strip and foil ofnickel alloys	268 123	1 044 574	1 628 887	8 073 626
7507110000	Tubes and pipes of nickel, not alloyed	12 092	14 029	1 205 452	1 378 273
7507120000	Tubes and pipes of nickel alloys	442	3 373	43 146	253 797
7507200000	Tube or pipe fittings	2 859	66 032	121 965	452 048
7508100000	Cloth, grill and netting, of nickel wire	464	12 979	7 594	405 300
7508903000	Bolts and nuts of non nickel	7 844	22 312	30 027	140 454
7508904000	Other articles suitable for use inbuilding of non nickel	9 000	51 965	13 500	115 003
7508905000	Electroplating anodes,wrought orun-wrought, including those pro	240	930	21 722	92 153
7508909010	Screens for printing machines	48 265	248 124	574 724	2 927 567
7508909090	Other articles of nickel	2 728	35 132	139 696	1 092 041
7601100000	Unwrought aluminium, not alloyed	20 326 401	133 341 800	44 196 374	296 585 007
7601200000	Unwrought aluminium alloys	16 014 867	97 537 961	37 946 394	234 807 691
7602000000	Aluminium waste and scrap	4 306 824	21 458 723	7 475 199	37 287 473
7603100000	Aluminium powders of non lamellarstructure	48 883	466 559	162 094	1 414 180
7603200010	Aluminium flakes of lamellar structure	0	5 901	0	44 832
7603200020	Aluminium powders of lamellar structure	24 223	131 502	152 613	892 485
7604101000	Aluminium bars and rods not alloyed	141 189	790 543	1 747 279	6 928 227
7604109010	Profiles suitable for use as heat sinkwith cross-sect.dimension <17	7 439	23 712	208 837	651 204
7604109090	Oth Aluminium profiles suitable for useas heat sink	352 135	1 919 053	1 045 043	5 309 305
7604211000	Perforated tube profile for evaporatorcoils of mtr vehicle ac mach	549	565 377	13 442	1 243 156
7604219000	Oth hollow profiles of aluminium alloys	383 007	2 785 758	1 450 405	8 288 206
7604291000	Extruded bars and rods not surfacetreated	100 111	431 766	394 818	1 437 615
7604293000	Y-shaped profiles for zip fasteners, incoils of non aluminium alloys	4 189	21 703	58 695	382 564
7604299000	Other extruded bars, rods and profilesof non aluminium alloys	385 965	1 988 485	4 063 758	24 024 976
7605110000	Alum. wire of not alloyed which the max.cross-sect'l dim.exceeds :	42 464	139 943	95 855	551 383
7605191000	Aluminium wire of not alloyed witha diameter < 0.0508 mm	443	13 275	5 160	109 038
7605199000	Other aluminium wire of non aluminiumnot alloyed	189 999	1 927 514	727 265	5 108 598
7605210000	Alum. wire of aluminium alloys which themax.cross-sect'l dimensio	5 206	111 307	22 729	457 836
7605290000	Aluminium wire of non aluminium alloyswith a diameter not exce	56 599	356 950	289 416	2 105 557
7606111000	Aluminium plates,sheets&strip of plainor figured by rolling of thick	14 572	249 082	1 410 827	11 283 827
7606119000	Oth aluminium plates,sheets&strip ofplain/figured by rolling of thi	2 528 305	19 754 292	6 973 067	55 641 431
7606121000	Aluminium alloys can stock including endstock & tab stock in coils	41 246	391 046	586 279	3 501 345
7606122000	Aluminium plates, not sensitised of kindused in the printing indust	76 918	252 121	157 755	895 050
7606123100	Sheets of aluminium alloy 5082,5182,<1min with incoils	81 972	742 103	357 885	3 406 445
7606123910	Sheets alum.litho grade sheet/coil alloyHA 1052 hardness temper	452 171	3 027 657	1 207 929	6 132 918
7606123990	Other aluminium sheet/coil not exceeding1,000 mm in width	3 847 644	21 107 103	13 057 940	74 761 771
7606129000	Oth plain/figured by roll./press. butnot surface treatedof non alum	1 125 382	8 741 449	7 438 623	41 724 922
7606910000	Oth alum. not alloyed,plain/figured byrolling/pressing not surface	411 447	2 357 485	1 343 086	7 436 423
7606920000	Oth aluminium alloyed,plain/figured byrolling/pressing not surface	736 885	4 942 883	1 477 671	6 148 156
7607110000	Aluminium foil not backed, rolled butnot further worked	1 134 241	5 849 907	4 493 318	23 572 142
7607190000	Oth.aluminium foil alloy not rolled butnot worked	458 106	2 204 532	3 294 386	20 141 376
7607200000	Aluminium foil backed	369 902	2 304 166	2 254 568	13 072 699
7608100000	Aluminium tubes and pipes of aluminium,not alloyed	36 850	648 229	196 040	2 454 563
7608200000	Aluminium tubes and pipes of aluminiumalloys	247 102	966 568	1 335 652	5 003 049
7609000000	Aluminium tube or pipe fittings (forexample, coupling,elbows,slee	73 323	480 460	962 239	6 189 606
7610100000	Alum. structures for doors, windows &their frames and thresholds	215 579	926 753	528 232	2 485 709
7610902000	Other aluminium structures internal/external floatingroofs for sto	414	4 792	8 669	97 156
7610909000	Oth alum. structures for bridges andbridge section,towers,lattice r	984 011	7 068 721	3 843 933	14 053 156
7611000000	Aluminium reservoirs, tanks, vats andsimilar containers for any ma	387	42 937	4 091	541 450
7612100000	Aluminium collapsible tubular containers	12 945	73 434	142 408	896 265
7612901000	Aluminium casks, drums, cans, boxes andseamless containers for f	3 702	6 928	8 044	35 759
7612909000	Oth.aluminium casks,drums,cans, boxes &containers, for any mate	583 619	3 641 122	3 299 228	20 623 997
7613000000	Aluminium containers for compressedor liquified gas	60 722	232 792	686 371	2 330 790
7614101100	With steel core cables of a diameternot < 25.3 mm	442 281	3 801 240	1 214 011	8 946 623
7614101200	With steel core cables of a diameter> 25.3 mm but < 28.28 mm	1	13 533	360	38 196
7614101900	Other cable wth steel core	6 077	61 955	13 947	749 619
7614109000	Other stranded wire with steel core	9 014	313 032	117 713	639 835
7614901100	Cables without steel core of a diameter< 25.3 mm	0	8 012	0	386 199
7614901200	Cables without steel core of a diameter> 25.3 mm but < 28.28 mrr	0	2 382	0	1 970
7614901900	Other cable without steel core	1 225	216 749	54 620	820 616
7614909000	Other stranded wire without steel core	40 189	465 882	92 373	2 098 481
7615101000	Pot scourers and scouring or polishingpads,/gloves and the like of	15 341	54 542	40 798	180 137
7615109000	Oth table, kitchen/oth householdarticles & parts thereof of alumir	573 389	2 577 662	2 204 144	9 938 738
7615202000	Bedpans, urinals ( portable type )and chamber pots	0	5 958	0	77 744



I.3. IMPOR MENURUT KOMODITI / IMPORT BY HS COMMODITY

\*\*\* JUNI/JUNE 2012 \*\*\*

HS	Uraian Komoditi Commodity Description	Berat Bersih / Net Weight (Kg)		Nilai / Value C.I.F (US\$)	
		Bulan ini Current Month	Kumulatif Cum.Jan. to date	Bulan ini Current Month	Kumulatif Cum.Jan. to date
7615209000	Other sanitary ware and parts thereof of aluminium	39 639	255 305	196 907	884 642
7616101000	Nails of aluminium	12 503	174 492	73 742	240 398
7616102000	Staples and hooks of aluminium	21 537	153 590	148 557	1 223 568
7616109000	Tacks, rivets, cotters, cotter pins and washers of aluminium	211 335	1 038 031	2 723 332	12 652 049
7616910000	Other cloth, grill, netting and fencing, of aluminium wire	120 918	370 240	100 279	507 495
7616992000	Ferrules for use in the manufacture of pencils	5 837	41 923	48 321	385 537
7616993000	Alum.slugs, round, of such dim. that the thick's>one tenth of the d	147 780	1 181 950	383 018	2 886 188
7616994000	Bobbins, spools, reels and similarsupports for textile yarn	53 200	207 538	128 961	694 473
7616996000	Latex spouts and latex cups	1 074	1 585	23 255	28 623
7616999110	Venetian blinds	183	27 770	7 037	210 296
7616999190	Other venetian blinds	28 479	364 276	137 056	1 338 601
7616999200	Expanded metal	61	1 592	1 854	48 904
7616999900	Other Expanded metal	335 669	2 606 409	1 862 713	10 161 155
7801100000	Unwrought refined lead	4 985 923	25 232 032	10 678 409	54 621 913
7801910000	Unrefined lead containing by weightantimony as the principal othe	1 367 716	9 513 999	2 707 064	18 841 695
7801990000	Unrefined lead containing by weightantimony not as the principal	1 273 875	7 578 788	2 823 810	17 056 436
7804110000	Lead sheets, strip and foil ofa thickness < 0,2 mm	309	2 425	17 443	43 545
7804190010	Lead embossed,cut to shape,perford,coated,printed,backed,reinf	8 258	77 351	256 297	1 611 430
7804190090	Oth lead waste & scrap, plates, sheets,strip and foil, lead powder }	110 715	322 294	249 749	823 752
7804200000	Lead powders and flakes	405	2 638	4 110	29 533
7806002000	Lead bars,rods, profiles and wire	554	44 095	40 418	208 606
7806003000	Lead,tubes,pipes and tube orpipe fittings	7 324	418 879	458 308	1 233 622
7806009010	Lead wool,washers,electro-plating anodes	281	782	10 356	14 788
7806009090	Other articles of lead	325 752	343 352	94 601	476 180
7901110000	Zinc not alloyed containing by weight99.99% or more of zinc	7 176 201	41 663 219	14 916 569	87 778 489
7901120000	Zinc not alloyed containing by weight< 99.99% of zinc	2 537 724	20 127 041	5 238 341	42 296 097
7901200000	Zinc alloys	1 294 441	8 723 631	2 877 938	19 733 149
7903100000	Zinc dust	181 500	722 805	479 067	1 961 536
7903900000	Zinc powders and flakes	125 277	763 663	459 108	2 603 803
7904000000	Zinc wire,bars,rods, profiles and wire	3 918	114 489	138 987	659 078
7905003000	Zinc foil a tickness < 0.25 mm	471	2 132	14 468	22 013
7905009000	Zinc plates, sheets, strip and foil> 0.25 mm	111 081	930 511	216 661	1 453 244
7907003000	Gutters, roof capping, skylight frames &oth fabricated building cor	1 217 040	2 841 818	1 387 693	3 417 853
7907004000	Zinc tubes, pipes,tube, pipe fittings(for cuoplings, elbows, sleeves)	7 690	241 428	31 191	2 271 541
7907009100	Other cigarette cases or boxes ashtrays	47	81	418	1 156
7907009200	Other household articles	1 943	27 677	2 468	50 892
7907009910	Elec.plating anodes, stencil plates,nail,tackes,nuts,bolt,screws, & si	196 700	1 209 675	631 931	3 426 108
7907009990	Oth articles of zinc	438 511	1 331 700	647 821	2 797 086
8001100000	Unwrought tin, not alloyed	0	58 849	0	712 712
8001200000	Unwrought tin alloys	20 023	105 950	454 759	2 805 397
8003001000	Tin bars, rods, profiles and wiresoldering	15 419	73 429	332 595	2 225 396
8003009000	Tin bars, rods, profiles and wirenot soldering	77 401	363 419	1 579 180	6 633 905
8007002000	Other articles of tin,plates,sheets andstrip thickness > 0,2 mm	50 940	796 169	263 707	2 296 275
8007003000	Tin-foil (whether or not printed or backpage,etc),thick < 0,2 mm, t	478	2 015	29 269	66 261
8007004000	Tin-Tubbes,pipes & tube/pipe fitting(for example,couplings,elbows	3 914	8 882	6 935	43 775
8007009100	Cigarette cases and boxes, ashtrays of tin	6	160	10	30 492
8007009200	Other household articles of tin	5	895	11	3 286
8007009990	Other articles of tin	11 049	128 336	55 510	404 462
8101100000	Tungsten (wolfram) powders	3 794	7 889	71 089	316 662
8101940000	Unwrought tungsten, including bars androds obtained simply by si	729	3 656	69 819	305 669
8101960000	Tungsten wire	8 990	48 648	244 813	1 632 983
8101991000	Tungsten bar&rods,oth than thoseobtaine ply by sintering,profiles	37	940	5 290	94 223
8101999000	Other articles of tungstens thereofincluding waste & scrap	1 058	8 455	67 703	360 147
8102100000	Molybdenum powders	50	3 622	4 612	103 813
8102950000	Molybdenum bar&rods,o.than those obt'dsimp. by sintering,profil	0	11	0	1 200
8102960000	Molybdenum wire	2 580	24 726	23 775	394 384
8102990000	Other molybdenum	1	2 220	750	30 204
8103200000	Unwrought tantalum, including bars androds obt'd simp.by sinteri	25 275	212 499	8 081 149	39 296 647
8103900000	Other tantalum	0	12	0	70
8104110000	Magnesium containing at least 99.8 % byweight of magnesium	178 187	1 707 564	568 594	5 152 940
8104190000	Other unwrought magnesium	117	30 698	942	73 592
8104300000	Magnesium raspings,turnings &granules,graded according to size;	10 050	20 457	76 115	213 985
8104900000	Other magnesium	35 052	87 560	319 192	650 806
8105201000	Unwrought cobalt	0	650	0	28 310
8105209000	Mattes cobalt; cobalt powders	2 000	17 964	55 820	515 681
8105900000	Other cobalt mattes	508	3 200	44 137	295 440
8106009000	Other bismut and articles thereof	800	2 471	23 880	74 816
8107200000	Unwrought cadmium, powders	0	2	0	290
8107900000	Other cadmium and articles thereof	0	5	0	783
8108200000	Unwrought titanium powders	0	3 280	0	51 164
8108300000	Titanium waste and scrap	0	11	0	74

I.3. IMPOR MENURUT KOMODITI / IMPORT BY HS COMMODITY

\*\*\* JUNI/JUNE 2012 \*\*\*

HS	Uraian Komoditi Commodity Description	Berat Bersih / Net Weight (Kg)		Nilai / Value C.I.F (US\$)	
		Bulan ini Current Month	Kumulatif Cum.Jan. to date	Bulan ini Current Month	Kumulatif Cum.Jan. to date
8108900000	Other titanium and articles thereof	76 008	391 547	2 604 076	12 031 958
8109200000	Unwrought zirconium powders	2 742	27 887	3 699	29 672
8109900000	Other zirconium and articles thereof	1 599	27 939	21 375	88 947
8110100000	Unwrought antimony powders	170 000	286 818	2 409 000	3 760 909
8110900000	Other antimony and articles thereof	0	44 698	0	394 410
8111000000	Manganese and articles thereof,including waste and scrap	0	21 000	0	86 025
8112120000	Unwrought beryllium powders	0	13 091	0	44 401
8112190000	Other beryllium and articles thereof	602	18 964	33 420	580 665
8112210000	Unwrought chromium powders	9 000	12 000	163 935	218 754
8112290000	Other Chromium and articles thereof	256	28 892	13 062	112 422
8112990000	Other thallium and articles thereof	37	37	2 354	2 354
8113000000	Cermets and articles thereof, includingwaste and scrap	0	2 958	0	5 039
8201100000	Hand tools spades and shovels	16 436	78 431	5 715	79 464
8201301000	Hoes (mamooties) and rakes	1 616	49 197	473	20 555
8201309000	Mattocks and picks	119	8 332	1 204	21 222
8201400000	Axes, bill hooks and similar hewingtools	655	22 951	789	22 445
8201500000	Secateurs & similar one-handed prunersand shears (including poul	10 681	57 196	14 463	108 788
8201600000	Hedge shears,two-handed pruning shearsand similar two handed s	2	2	7	7
8201900000	Other hand tools of a kind used inagriculture, horticulture or fores	90	9 190	59	42 006
8202100000	Hand saws	223 432	1 040 204	284 401	1 488 264
8202201000	Band saw blades	28 480	85 248	75 522	347 145
8202209000	Sparepart band saw blades	123 713	525 966	402 623	2 113 226
8202311000	Circular saw blades with working part ofsteel	4	3 972	204	25 330
8202319000	Sparepart sircular saw blades withworking part of steel	20 810	106 585	350 857	986 616
8202390000	Other circular saw blades includingparts	68 061	334 794	204 884	1 373 490
8202400000	Chain saw blades	59 981	368 542	91 930	1 132 124
8202910000	Straight saw blades for working metal	5 571	27 187	18 578	194 803
8202991000	Straight saw blades	5 839	35 711	45 999	394 973
8202999000	Other saw blades	137 411	490 934	318 336	1 642 598
8203100000	Files, rasps and similar tools	117 629	384 391	196 071	821 977
8203200000	Pliers (including cutting pliers),pincers, tweezers and similar tools	437 884	2 246 590	728 791	4 325 946
8203300000	Metal cutting shears and similar tools	57 727	380 944	184 136	1 251 446
8203400000	Pipe-cutters, bolt croppers, perforatingpunches, and similar tools	40 099	295 005	257 415	1 220 366
8204110000	Hand operated spanners and wrencheson adjustable	544 058	3 351 396	929 913	6 449 902
8204120000	Hand operated spanners and wrenchesadjustable	364 201	1 597 919	820 694	4 163 481
8204200000	Interchangeable spanner sockets, withor without handles	270 642	1 438 266	492 151	3 121 959
8205100000	Drilling, threading or tapping tools	93 946	1 165 000	271 837	4 381 133
8205200000	Hammers and sledge hammers	476 828	2 866 713	522 163	3 505 558
8205300000	Planes, chisels, gouges and similarcutting tools for working wood	84 619	868 521	108 923	1 137 658
8205400000	Screwdrivers	275 378	1 544 490	431 896	2 940 904
8205511000	Flat irons	0	7 054	0	19 125
8205519000	Other household tools	33 094	87 058	111 330	454 552
8205590000	Other hand tools , oth than househlootools	454 461	2 190 646	1 638 724	9 036 577
8205600000	Blow lamps	386	13 774	1 932	26 295
8205700000	Vices, clamps and the like	222 102	1 338 990	2 822 134	6 286 101
8205900000	Other including sets of articles of twoor more subheadings of this	102 119	654 207	503 559	3 539 611
8206000000	Tools of two/more of the headings82.02to 82.05 put up in sets for	138 182	819 352	1 025 261	6 222 369
8207130000	Rock drilling or earth boring tools with working part of cermets	20 201	81 511	704 522	2 747 680
8207190000	Other rock drilling / earth boring tools, including parts	136 838	647 744	7 657 065	34 749 805
8207200000	Dies for drawing or extruding metal	241 702	413 588	2 979 899	14 799 740
8207300000	Tools for pressing, stamping or punching	358 640	4 255 608	7 361 084	73 772 643
8207400000	Tools for tapping or threading	27 339	256 038	843 565	5 839 524
8207500000	Tools for drilling, other than for rockdrilling	138 154	693 801	2 128 082	8 864 422
8207600000	Tools for boring or broaching	14 919	42 018	352 506	1 952 676
8207700000	Tools for milling	14 267	156 988	707 690	4 384 189
8207800000	Tools for turning	16 604	227 677	745 889	4 993 270
8207900000	Other interchangeable tools	357 602	1 449 157	15 383 506	26 908 916
8208100000	Knives and cutting blades for metalworking	19 640	148 409	497 667	5 092 358
8208200000	Knives and cutting blades for woodworking	80 878	713 366	546 343	4 864 923
8208300000	Knives&cutting blades f kitchen app'es /for mach. used by the food	15 184	45 564	451 869	681 308
8208400000	Knives&cutting blades for agricultural , horticultural or forestry ma	7 421	52 066	81 351	284 558
8208900000	Other knives and cutting blades formachines or for mechanical app	164 285	1 049 030	2 112 283	11 873 951
8209000000	Plates, sticks, tips and the like fortools,	23 827	514 821	1 344 665	8 931 436
8210000000	Hand-operated mechanical appliances,weighing	83 766	593 773	145 264	692 319
8211100000	Knives with cutting blades,serrated ornot and sets of assorted arti	1 748	59 567	49 289	213 762
8211910000	Table knives having fixed blades	57 376	230 398	265 016	727 739
8211925000	Knives ,fix blades, handle of base metalfor agricultural, horticultur	2 870	12 588	66 950	241 145
8211929010	Flick/spring knives,hunting,diving&scouts knives,penknives,blades	4 983	16 238	34 595	97 232
8211929090	Other knives having fixed blades withhandle of base metal	8 411	73 461	85 781	245 882
8211932010	Knives,oth than fixed blades,with handle base metal, for agricultur	730	1 022	2 141	2 392
8211932090	Knives,oth than fixed blades,handle oththan metal, for agricultural	100	7 106	791	9 837

I.3. IMPOR MENURUT KOMODITI / IMPORT BY HS COMMODITY

\*\*\* JUNI/JUNE 2012 \*\*\*

HS	Uraian Komoditi Commodity Description	Berat Bersih / Net Weight (Kg)		Nilai / Value C.I.F (US\$)	
		Bulan ini Current Month	Kumulatif Cum.Jan. to date	Bulan ini Current Month	Kumulatif Cum.Jan. to date
8211939000	Knives having other than fixed bladeswith handle of base metal	9 657	21 972	16 667	72 477
8211941000	Blades for knife of kind used foragriculture,horticulture/forestry	351	3 216	6 099	45 787
8211949000	Blades with handle of base metal	24 083	107 110	48 804	359 639
8211950000	Knives with handles of base metal	8 831	54 472	43 728	388 042
8212100000	Razors	80 581	342 928	1 625 145	3 660 341
8212201000	Safety razor blades with double-edgedrazor blades	42 762	303 211	222 217	4 910 131
8212209000	Other razors and razor blades includingrazor blade blanks in strips	88 300	350 883	2 060 355	3 443 396
8212900000	Other parts of razors and razor blade	1 162	55 508	13 779	137 188
8213000000	Scissors, tailors' shears and similarshearsand blade thereof	140 791	998 677	231 785	1 175 548
8214100000	Ppr knives,ltrr openers,erasing knives ,pencil sharpeners and blade	166 189	842 218	310 431	1 655 157
8214200000	Manicure or pedicure sets andinstruments including nail files	91 692	320 873	211 913	600 182
8214900000	Other articles of cutlery	105 808	522 239	320 069	1 022 300
8215100000	Spoons,forks,ladles,skimmer,cake serv. &fish knives sets of assorte	2 439	9 482	12 843	19 300
8215200000	Similar kitchen and tableware, othersets of assorted articles	66 905	476 319	148 186	910 781
8215910000	Similar kitchen and tableware platedwith precious metal	725	9 096	3 004	46 780
8215990000	Other similar kitchen and tableware	784 933	2 998 496	1 133 881	5 758 814
8301100000	Padlocks	543 011	2 616 105	732 604	4 219 654
8301200000	Locks of a kind used for motor vehicles	250 727	1 446 177	2 899 540	16 926 601
8301300000	Locks of a kind used for furniture	568 134	2 612 875	723 353	3 626 784
8301401000	Handcuffs	11 656	32 807	122 143	209 155
8301409000	Other padlocks and locks	1 366 608	6 286 081	2 165 500	11 134 513
8301500000	Clasps and frames with clasps,incorporating locks	15 162	73 660	189 887	944 162
8301600000	Parts of padlocks and locks	544 961	2 454 837	3 045 412	16 660 064
8301700000	Keys presented separately	58 174	207 233	358 156	2 063 316
8302100000	Hinges	1 731 087	9 476 105	2 299 305	12 678 301
8302201000	Castors of a diameter > 100 mm but < 250 mm	29 948	188 885	30 594	242 851
8302209000	Oth base metal mountings, fitting &similar articles	317 212	2 188 592	475 655	3 140 040
8302301000	Hasps	82 694	495 943	1 142 932	6 342 229
8302309000	Oth mountings, fittings and similararticles suitable for motor vehic	1 870 554	4 146 343	9 693 406	27 387 306
8302413100	Hasps suitable for building	217 613	1 116 127	184 729	1 056 755
8302413900	Bolts, hooks, eyes and staples suitablefor building	78 100	469 918	156 802	891 273
8302419000	Other mounting suitable for building	1 036 963	5 628 041	1 530 419	11 831 556
8302422000	Hasps suitable for furniture	34 175	133 966	50 427	319 255
8302429000	Bolts suitable for furniture	2 763 085	11 559 205	4 638 928	21 703 899
8302491000	Mounting of a kind suitable for saddlery	6 041	22 036	58 700	189 301
8302499100	Hasps	7 888	74 838	58 560	384 427
8302499900	Other mounting ; oth than of a kindsuitable for saddlery	488 454	2 134 547	594 389	3 340 797
8302500000	Hat-racks,hat-pegs, brackets and similar fixtures	165 880	835 308	749 367	5 230 156
8302600000	Automatic door closers	85 619	633 595	405 641	2 926 371
8303000000	Armoured/reinforced safes,strong-boxesand doors and safe depos	469 918	2 360 838	961 497	4 599 094
8304001000	Filing cabinets or card-index cabinets	65 554	385 582	154 050	875 658
8304009100	Other similar office or desk equipmentof aluminium	513	34 167	11 379	202 834
8304009900	Other office or desk equipment of copperor of lead	328 712	1 909 994	2 168 209	10 579 827
8305101000	Fittings for double loop wire binders	11 394	284 894	44 926	711 964
8305109000	Fittings for loose-leaf binders or filesoth than double loop wire bin	177 985	1 319 969	392 083	2 983 009
8305201000	Staples in strips of a kind for officeuse	54 596	437 713	52 972	673 712
8305202000	Other staples in strips of iron or steel	32 434	170 795	69 090	427 044
8305209000	Other fitting for loose leaf binders orfiles for staples in strips	176 531	903 178	238 668	1 680 235
8305901000	Letter coners, paper clips, indexingtags office articles	31 884	90 226	86 193	284 119
8305909000	Other including parts	164 208	1 209 034	395 157	4 107 700
8306101000	Bells for cycles	7 641	35 132	10 765	77 335
8306102000	Bells, gongs and the like, of copper	90	742	220	10 031
8306109000	Bells, gongs and the like, oth than ofcopper	2 527	11 722	19 871	60 692
8306210000	Statuetes and other ornamen plated withprecious metal	277	547	22 622	37 100
8306291000	Statuetes and other ornamen, of copperor lead	279	2 515	945	12 063
8306292000	Statuetes and other ornamen, of nickel	0	522	0	6 181
8306299000	Other statuetes and other ornamen	18 814	81 547	55 518	269 526
8306301000	Photograph, picture or similar frames;mirrors : of copper	1 393	8 125	3 446	31 423
8306309100	Metalic mirrors reflecting trafficviews at road interstions/sharp co	100	4 317	571	11 834
8306309900	Oth metalic mirrors reflecting trafficviews at road interstions/shar	49 346	189 215	160 151	714 302
8307100000	Flexible tubing of base metal,withor without fitting of iron/steel	273 907	1 686 618	1 313 112	13 157 080
8307900000	Flexible tubing of base metal,withor without fitting of other base r	26 360	234 667	213 090	1 624 727
8308100000	Hooks, eyes and eyelets of base metal	306 039	2 148 800	3 288 383	21 131 759
8308200000	Tubular or bifurcated rivets of basemetal	25 341	227 659	353 828	2 865 667
8308901000	Including parts with beads of a kindused for travel goods	23 059	240 116	302 178	2 710 466
8308909010	Including parts with spangles of a kindused for clothing	499	7 191	20 776	93 840
8308909090	Claps, frames with claps, buckles,buckle-claps of base metal	306 389	2 110 136	2 544 804	17 266 078
8309100000	Crown corks, of base metal	16 299	82 470	104 893	519 714
8309901000	Capsules for bottles, of base metal	6 410	31 879	51 900	279 006
8309902000	Top ends of alum. Cans, of base metal	510 500	2 469 913	2 785 073	11 787 178
8309906000	Aerosol can ends, of tinplate, of basemetal	5 994	72 170	51 467	475 320

I.3. IMPOR MENURUT KOMODITI / IMPORT BY HS COMMODITY

\*\*\* JUNI/JUNE 2012 \*\*\*

HS	Uraian Komoditi Commodity Description	Berat Bersih / Net Weight (Kg)		Nilai / Value C.I.F (US\$)	
		Bulan ini Current Month	Kumulatif Cum.Jan. to date	Bulan ini Current Month	Kumulatif Cum.Jan. to date
8309907000	Other caps for cans, of base metal	324 818	1 955 162	1 073 425	5 987 650
8309908100	Bottle and screw caps, of aluminium	55	9 500	6 103	126 257
8309908900	Seals & other packing accessories of aluminium	73 550	425 748	611 426	3 576 277
8309909100	Other of bottle and screw caps	1 137	16 963	23 620	131 839
8309909910	Bungs for metal drums; bung covers; seals; case corner protectors	18 556	111 687	151 682	809 514
8309909990	Threaded bungs for aluminium covers; seals; case corner protector	130 253	524 433	833 805	3 780 525
8310000000	Plates; Sign, name, add & similar, numb, letter, of base metal, excl	22 920	232 172	352 397	2 220 692
8311100010	Coated electrodes of base metal, for electric arc-welding: In rolls	192 011	5 214 517	622 279	9 451 593
8311100090	Coated electrodes of base metal, for electric arc-welding, In oth th	1 957 269	13 943 373	5 368 729	29 392 515
8311202010	Cored wire of alloy stell, cont by weight 4,5% / carbon / chromium,	414 661	2 160 593	679 574	3 691 130
8311202090	Cored wire of alloy stell, cont by weight 4,5% / carbon / chromium,	98 405	534 668	265 148	1 604 473
8311209010	Part Core wire of alloy stell, cont weight 4,5% / carbon / chrom, in r	195 605	1 212 022	538 203	2 645 341
8311209090	Part Cored wire of alloy stell, cont weight 4,5% / carbon / chrom, in n	195 233	1 345 897	394 734	2 308 026
8311302010	Coat rod & Cored wire of alloy stell, cont weight 4,5% / carbon / chr	185 006	2 020 686	591 339	4 496 058
8311302090	Coat rod & Core wire of alloy stell, cont weight 4,5% / carbon / chr	106 525	997 747	249 414	2 491 212
8311309010	Part coat rod & Cor wire of alloy stell, cont weight 4,5% / carbon / cl	298 734	2 397 943	1 348 837	5 838 358
8311309090	Part coat rod & Cor wire of alloy stell, cont weight 4,5% / carbon / cl	217 103	2 141 516	871 231	7 759 250
8311900000	Coated wire / cored with flux material of kind used for soldering &	835 364	3 653 076	1 178 931	6 557 762
8401100000	Nuclear reactors	0	12 784	0	112 221
8401200000	Machinery & apparatus for isotopic separation & parts thereof	6 161	6 162	103 435	103 436
8401300000	Fuel elements (cartridges), non-irradiated	0	1 535	0	5 676
8401400000	Parts of nuclear reactors	0	2	0	1
8402111000	Watertube boiler with steam production > 45 t/ h with electrical op	5 012	3 945 925	31 289	14 553 042
8402112000	Watertube boiler with steam production > 45 t/ h with not electric	0	1 962 495	0	10 480 635
8402121100	Watertube boilers elect. with a steam 15 tons <= steam prod. < 45t	0	4 248 113	0	17 850 315
8402121900	Watertube boilers electric with a steam prod < 15 tons /hours	69 441	1 653 782	347 290	6 353 530
8402122900	Watertube boilers not elect with steam prod < 15 tons /hours	18 880	2 698 275	253 821	5 755 446
8402191100	Hybrid boilers with a steam production > 15t/ hour with electrically	0	270 175	0	2 542 104
8402191900	Hybrid boilers with a steam production < 15t/ hour with electrically	2 946 078	4 221 785	206 386	8 865 916
8402192100	Hybrid boilers not elect with a steam production exceeding 15t/ hc	166 798	376 299	350 000	776 422
8402192900	Oth hybrid boiler not elect with a steam production not exceeding	616 117	1 360 833	700 248	2 195 196
8402201000	Electric super heated water boiler electrically operated	343 102	346 340	732 151	846 824
8402202000	Electric super heated water boiler not electrically operated	0	54 542	0	560 723
8402901000	Part of boiler bodies or shells	741 615	3 256 296	2 280 649	15 395 865
8402909000	Oth than part of boiler bodies or shells	391 952	8 599 662	2 035 859	78 932 781
8403100000	Boilers of central heating boilers other than those of heading 84.02	1 011 621	2 912 138	2 564 478	13 620 780
8403901000	Boiler bodies or shells central heating boilers oth than those of hea	23 126	45 420	42 352	76 132
8403909000	Oth Boiler bodies or shells central heat boilers oth than those of he	43 630	915 785	105 488	3 205 796
8404101010	Soot remover (soot blowers) for use with boilers of heading 84.02	18 882	368 973	147 329	1 940 761
8404101090	Economiser, super-heaters, gas reverers with boilers of heading 84.(	2 191 141	7 611 306	13 368 357	76 098 165
8404102000	Economiser, super-heaters, gas reverers with boilers of heading 84.(	181 740	246 546	631 240	740 373
8404200000	Condensers for steam or other vapour power units	585 269	1 518 718	3 063 540	7 770 250
8404901100	Parts boiler bodies or shells of goods of subheading 8404.10.10 :	0	7 142	0	171 327
8404901900	Part oth than boiler bodies or shells of goods of subheading 8404.1	10 324	47 609	108 082	457 636
8404902900	Part oth than boiler bodies or shells of goods of subheading 8404.1	0	88 065	0	3 225 255
8404909000	Other parts of auxiliary machinery for use with boilers	699 442	4 301 792	4 473 588	25 601 851
8405100000	Producer gas/water gas generators, with or without purifiers; acety	34 544	1 077 071	290 048	19 164 648
8405900000	Part of producer gas/water gas generat, with or without purifiers; &	415 351	573 163	4 734 157	6 806 200
8406100000	Turbines for marine propulsion	38	97 642	48	3 489 033
8406810000	Turbines oth than marine propulsion of an output exceeding 40 MW	341 651	7 406 145	2 981 692	44 313 800
8406820000	Turbines oth than marine propulsion of an output not exceeding 40	244 785	2 013 094	946 127	40 010 716
8406900000	Part of turbines for marine propulsion	3 164 432	6 926 142	13 237 586	74 228 507
8407100000	Spark ignition reciproc/rotary internal combustion piston engines f	5 361	9 837	2 121 623	10 420 675
8407211000	Outboard motors of a power < 22.38 kw	1 315	22 568	12 268	60 744
8407219000	Outboard motors of a power > 22.38 kw	161 449	840 098	2 860 928	19 639 977
8407292000	Other than outboard motors of a power <= 22.38 kw	21 654	249 927	51 345	768 432
8407299010	Outboard motors of a power > 22.38 kw but not exceeding 100 kw	74 130	100 960	80 819	182 255
8407299090	Outboard motors of a power > 100 kw	31 940	183 877	405 696	3 455 781
8407310000	Reciprocating piston engine of vichile of chapter 87, capacity <= 50	1 597	1 808	13 760	24 276
8407321100	Reciproc piston engine of vehicles of heading 87.01, < 50cc < capacity	19 517	50 562	124 814	335 728
8407321200	Reciproc piston engine of vehicles of heading 87.11, < 50cc < capacity	9 540	9 540	66 550	66 550
8407321900	Reciproc piston engine of vhl of head 8701,8711 with capacity <= 1	28 616	130 406	79 733	410 222
8407322100	Reciproc piston engine of vehicles of heading 87.01, < 110cc < capac	65	65	430	430
8407322200	Reciproc piston engine of vehicles of heading 87.11, < 110cc < capaci	9 161	222 740	5 350	1 849 688
8407322900	Reciproc piston engine of vhl of head 8701,8711 with > 110 cc cap <	879	1 709	2 595	5 648
8407332000	Reciproc piston engine of vehicles of head 87.11, < 250cc < capacity <	30	960	750	12 960
8407339000	Reciproc piston engine of vehicles of 8701,8711 with capacity <= 1	0	10 289	0	108 047
8407344000	Fully assemb for pedestrian controller tractors with cyl cap < 1100	10 918	32 754	266 176	797 453
8407346000	Fully assemb for oth vhl of heading 8711 with cyl cap < 1100 cc	6 734	20 833	78 018	234 072
8407347100	Fully assembled of a cylinder capacity not exceeding 2000 cc	1 013 437	7 220 240	10 707 860	57 250 433
8407347200	Fully assembled of > 2000 cc a cylinder capacity < 3000 cc	18 502	96 997	345 609	1 774 858

I.3. IMPOR MENURUT KOMODITI / IMPORT BY HS COMMODITY

\*\*\* JUNI/JUNE 2012 \*\*\*

HS	Uraian Komoditi Commodity Description	Berat Bersih / Net Weight (Kg)		Nilai / Value C.I.F (US\$)	
		Bulan ini Current Month	Kumulatif Cum.Jan. to date	Bulan ini Current Month	Kumulatif Cum.Jan. to date
8407347300	Fully assembled of a cylinder capacity exceeding 3000 cc	47 064	283 799	1 200 361	7 220 374
8407349100	Fully assembled for pedestrian controlled tractors of cyl cap <1100	0	4 537	0	87 050
8407349200	Fully assembled for other vehicles of heading 8701	0	1	0	329
8407349300	Fully assembled for other vehicles of heading 8711	12 107	39 273	436 600	1 394 078
8407349400	Fully assembled for oth vehicles of cylinder capacity not exceeding	17 972	132 211	378 678	2 636 231
8407349500	Fully assembled for oth vehicles of > 2000 cc cylinder capacity < 30	96	263	4 048	9 078
8407349900	Fully assembled for oth vehicles of cylinder capacity exceeding 300	85	79 411	13 719	1 504 203
8407901000	Other engines of a power not exceeding 18,65 kw	703 406	3 951 874	3 093 500	18 406 572
8407902000	Other engines of a power exceeding 18,65 kw but not exceeding 22,38	1	18 840	1 125	161 930
8407909000	Other engines of a power exceeding 22,38 kw	89 543	642 146	210 321	2 939 794
8408101000	Marine propulsion engines, of a power not exceeding 22.38 kw	97 479	448 973	75 079	1 077 969
8408102000	Marine propulsion engines, of a power exc 22.38 kw but not exc 10	438 442	1 393 145	618 129	2 293 744
8408109010	Marine propulsion engines, of a power exc 100 kw but not exc 750	258 250	2 344 056	2 553 115	10 768 987
8408109090	Marine propulsion engines, of a power exceeding 750 kw	300 338	1 602 538	3 562 386	35 809 688
8408201000	Fully assembled for vehicles of subheading 8701.10	497	1 102 564	33 830	3 387 837
8408202100	Fully assembled for vehicles of subhd 8701.10 of cyl cap <2000 cc	873 416	2 102 641	1 177 213	3 943 428
8408202200	Fully assembled for vehicles of subhd 8701 of >2000 cc cyl cap <35	1 379 487	6 643 276	17 123 202	82 074 238
8408202310	Fully assembled for vehicles of subhd 8701.10 of cyl cap > 3500 cc	159 158	505 590	3 454 601	11 800 884
8408202320	Fully assembled for vehicles of subhd 8701.10 of cyl cap > 20000 cc	17 695	117 669	386 107	2 726 781
8408209300	Oth for vehicles of subheading 8701.10	2 872	181 074	69 267	4 408 747
8408209400	Oth for vehicles of subheading 8701.10 with cyl capacity < 2000 cc	0	7 931	0	10 244
8408209500	Oth for vehicles of subheading 8701.10 with > 2000 cc cyl capacity	0	386	0	9 249
8408209610	Oth for vehicles of subheading 8701.10 with > 3500 cc cyl capacity	2 183	12 445	1 818	97 644
8408209620	Oth for vehicles of subheading 8701.10 with cyl capacity > 20000 c	97 510	650 276	1 392 939	9 944 130
8408901000	Other engines with power < 18,65 kw	860 866	6 141 034	1 584 571	9 369 406
8408905020	Other engines with power > 100 kw for railway locomotives or tra	0	3 500	0	39 208
8408905030	Other engines with power > 100 kw for heading 8429 or 8430	490 530	3 179 479	6 955 859	41 777 311
8408905090	Other engines with power > 100 kw for heading 8429 or 8430	495 379	2 717 997	5 302 327	23 678 036
8408909100	Egn of power exc 100 kw oth for machinery heading 8429 or 8430	122 894	644 169	1 901 094	11 075 742
8408909910	Compression with diesel or semi-diesel of railway locomotiv or tra	0	233	0	9 734
8408909990	Compres with diesel or semi-diesel oth of railway locomotiv or tra	1 063 790	12 074 368	1 634 184	16 411 790
8409100000	Parts suitable for use with the engine of heading 8407 or 8408 of a	856	3 190	95 508	832 930
8409911100	Combustion piston egn for machin of head 8429 or 8430 of carbur	12 869	90 344	304 880	2 214 135
8409911200	Combustion piston egn for machin of head 8429 or 8430 of cylindr	4 148	12 250	62 386	228 426
8409911300	Cylinder liners with internal diameter 50 mm <= 155 mm of head 8	2 872	14 239	54 071	305 179
8409911400	Oth cylinder liners with internal diamtr 50 mm <= 155 mm of head	6 443	62 773	109 789	794 235
8409911500	cylinder heads & head covers for machinery heading 8429 or 8430	11 997	67 915	250 060	1 717 126
8409911600	Pistons with an external diameter of 50 mm <= 155 mm of head 84	15 371	66 926	251 615	1 501 276
8409911700	Oth pistons with an external diameter of 50 mm <= 155 mm of hea	3 772	13 206	112 417	341 175
8409911800	Piston rings & gudgeon pins for machinery heading 8429 or 8430	3 354	29 259	47 151	375 605
8409911900	Oth parts suitable for use with the engine machinery heading 8429	44 436	305 279	326 933	3 851 179
8409912100	Carburettors & parts there of vehicles of heading 8701	162	336	958	6 066
8409912200	Cylinder blocks for machinery heading 8701	11 663	12 672	46 966	80 796
8409912300	Cylinder liners with internal diameter 50 mm <= 155 mm of head in	0	7	0	275
8409912400	Oth cylinder liners with internal diamtr 50 mm <= 155 mm of head	1 187	3 990	19 977	67 875
8409912500	cylinder heads & head covers for machinery heading 8701	11 952	37 519	40 751	190 041
8409912600	Pistons with an external diameter of 50 mm <= 155 mm of heading	7	2 736	258	36 049
8409912700	Oth pistons with an external diameter of 50 mm <= 155 mm of hea	464	7 063	13 609	191 958
8409912800	Piston rings & gudgeon pins for machinery heading 8701	826	10 654	58 346	128 300
8409912900	Oth parts suitable for use with the engine machinery of heading 87	19 540	59 553	88 869	223 575
8409913100	Carburettors & parts there of vehicles of heading 8711	158 008	1 268 567	8 241 477	57 931 852
8409913200	Cylinder blocks; crank cases for machinery of heading 8711	78 429	665 058	1 228 012	9 879 420
8409913400	Cylinder liners for machinery of heading 8711	63 744	217 126	345 774	1 215 905
8409913500	Cylinder heads & head covers for machinery of heading 8711	19 050	334 248	211 641	13 866 957
8409913700	Pistons for machinery of heading 8711	46 248	241 517	539 796	2 676 984
8409913800	Piston rings & gudgeon pins for machinery of heading 8711	19 451	93 389	967 197	3 920 557
8409913900	Oth parts suitable for use with the engine for machinery of heading	258 694	1 559 746	7 589 547	45 113 505
8409914100	Carburettors & parts there of vehicles of heading 87	106 822	462 942	2 938 660	21 297 597
8409914200	Cylinder blocks; crank cases for machinery of heading 87	1 410 465	6 688 688	13 488 508	59 444 155
8409914300	Cylinder liners with internal diameter 50 mm <= 155 mm of head in	851	39 756	16 863	214 457
8409914400	Other cylinder liners with the engine for machinery of heading 87	146 589	452 878	1 161 949	4 346 811
8409914500	Cylinder heads & head covers for machinery of heading 87	41 710	186 386	544 020	2 278 968
8409914600	Pistons with an external diameter of 50 mm <= 155 mm of heading	71 184	337 797	1 236 972	4 480 302
8409914700	Oth pistons with an external diameter 50 mm <= 155 mm of head in	35 245	236 798	906 948	7 296 696
8409914800	Piston rings & gudgeon pins for machinery heading 87	26 679	142 597	2 127 313	10 580 769
8409914900	Oth parts suitable for use with the engine for machinery of heading	1 186 539	6 010 018	17 297 111	94 139 543
8409915100	Cyl block, crank case, marine propul eng power <= 22.38 kw for vesse	5 179	91 980	84 587	1 495 854
8409915200	Cyl liners, power < 22,38 kw of diamtr >= 50 mm < 155 mm for vesse	3	10 114	53	50 197
8409915300	Oth cyl liners, power < 22,38 kw for vessel of heading 89	1 658	7 720	9 536	31 501
8409915400	Pistons, power < 22,38 kw of diamtr >= 50 mm < 155 mm for vessel c	26 447	52 276	344 151	584 449
8409915500	Oth pistons, power < 22,38 kw for vessel of heading 89	373	8 584	6 922	74 458

## I.3. IMPOR MENURUT KOMODITI / IMPORT BY HS COMMODITY

\*\*\* JUNI/JUNE 2012 \*\*\*

HS	Uraian Komoditi Commodity Description	Berat Bersih / Net Weight (Kg)		Nilai / Value C.I.F (US\$)	
		Bulan ini Current Month	Kumulatif Cum.Jan. to date	Bulan ini Current Month	Kumulatif Cum.Jan. to date
8409915900	Oth suitable for use with the egn ofpower < 22,38 kw for vssl of he	70 040	324 330	859 049	3 157 360
8409916100	Cyl block,crank case,marine propul engpower > 22.38kw for vessel	8 486	15 316	47 732	182 715
8409916300	Oth Cyl liners, power>22,38 kw of diamtr=>50 mm<155 mm for ve	21 141	78 814	115 536	511 767
8409916400	Pistons, power > 22,38 kw of diamtr=>50 mm<155 mm for vessel (	864	1 953	1 755	6 049
8409916500	Other piston for marine propulsionengines of power > 22.38 kw	6 437	15 650	89 284	463 394
8409916900	Oth suitable for use with the egn ofpower > 22,38 kw for vssl of he	13 964	842 153	54 511	739 648
8409917100	Carburettors & parts there of other eng	2 076	37 610	4 150	306 967
8409917200	Cylinder blocks for other engine	235 535	1 143 340	236 167	1 615 265
8409917300	Cyl liners for other engine with=>50 mm diameter <155 mm	10 037	61 058	74 001	502 413
8409917400	Oth cyl liners for other engine	47 587	267 506	70 287	666 908
8409917500	Cyl heads & head covers for other eng	1 576	58 843	5 798	731 685
8409917600	Pistons for other engine with=>50 mm diameter <155 mm	319 959	336 841	2 061 220	2 333 239
8409917700	Oth pistons for other engine	14 565	167 596	233 106	2 422 110
8409917800	Pistons rings & gudgeon pins forother engine	3 552	16 072	11 303	78 026
8409917900	Other parts for engines	692 427	3 688 633	4 048 338	21 296 765
8409991100	Carburettors & parts there of for enginof machinery of head 8429	89	7 649	11 921	272 998
8409991200	cylinder blocks for engine of machineryof heading 8429/8430	10 930	103 128	321 123	2 381 189
8409991300	Cyl liners for eng mach head 8429/8430with =>50 mm diameter <	582	6 461	1 118	58 990
8409991400	Other cylinder liners for engineof machinery of head 8429/8430	33 176	201 316	824 891	5 453 186
8409991500	Clinder head & head covers for engineof machinery of head 8429/	51 097	219 424	1 406 421	6 561 618
8409991600	Pistons for eng mach of head 8429/8430with =>50 mm diameter <	318	5 650	1 111	92 980
8409991700	Other piston for engin of machineryof heading 8429/8430	5 065	52 008	120 797	1 264 214
8409991800	Pistons rings & gudgeon pins for engineof machinery of head 8429	3 221	15 200	75 829	387 085
8409991900	Other engine of machinery ofheading 8429 or 8430	57 807	420 600	811 179	5 433 385
8409992100	Carburettors & parts there of for enginof vehicles of heading 8701	10 949	41 304	11 373	53 609
8409992200	Cylinder blocks for engin of vehiclesof heading 8701	54 250	193 409	115 683	278 157
8409992300	Cyl liners for engine of vehicles ofwith =>50 mm diameter <155 m	13 456	15 454	54 036	81 076
8409992400	Other cylinder liners for enginesof vehicles of heading 8701	761	2 833	15 744	22 648
8409992500	Cyl heads & head covers forengines of vehicles of heading 8701	865	4 968	27 648	138 061
8409992600	Pistons for eng of vhl head 8701with =>50 mm diameter <155 mm	643	1 810	8 987	15 997
8409992700	Oth pistons for engines ofvehicles of heading 8701	30	2 619	193	5 876
8409992800	Pistons rings & gudgeon pins forengines of vehicles of heading 870	92	466	3 041	13 258
8409992900	Other for engines of vehicles of heading 8701	70 401	221 224	109 671	1 048 157
8409993100	Carburettors & parts there of for enginof vehicles of heading 8711	5	3 237	234	29 984
8409993200	Cylinder blocks; crank cases forengines of vehicles of heading 8701	28	6 903	1 168	182 481
8409993300	Cylinder liners for enginesof vehicles of heading 8711	323	5 132	4 431	355 053
8409993400	Cyl heads & head covers forengines of vehicles of heading 8711	768	5 633	35 432	258 322
8409993500	Pistons for engines of vehiclesof heading 8711	1 100	8 422	20 263	345 096
8409993600	Pistons rings & gudgeon pins forengines of vehicles of heading 871	544	22 818	20 292	1 647 583
8409993900	Other for engines of vehiclesof heading 8711	43 287	261 211	1 401 481	7 777 170
8409994100	Carburettors & parts there of for enginof oth vehicles of chapter 8	277 406	1 272 390	3 946 387	18 747 101
8409994200	Cylinder blocks;crank case for enginesof oth vehicles of chapter 87	673 339	3 344 733	9 548 821	47 835 743
8409994300	Cyl liners for eng of oth vhl of chap 87with =>50 mm diameter <15	11 376	50 432	127 029	775 535
8409994400	Other cylinder liners for enginesof oth vehicles of heading 8701	39 861	112 536	150 638	545 098
8409994500	Cyl heads & head covers for enginesof oth vehicles of chapter 87	264 371	1 258 775	3 920 178	18 842 472
8409994600	Pistons for eng of oth vhl chapter 87with =>50 mm diameter <155	36 774	138 786	559 566	1 985 802
8409994700	Other piston for engines ofother vehicles of chapter 87	13 693	104 395	217 386	996 314
8409994800	Pistons rings & gudgeon pins forengines of oth vehicles of chapter	56 456	272 256	781 446	3 197 849
8409994900	Other for engines of othervehicles of chapter 87	1 256 049	6 364 543	19 470 401	98 328 377
8409995100	Cyl block crank case,marine propuls.eng, power<= 22.38kw for vss	0	3 490	0	39 108
8409995300	Other cylinder liners for engines vssl of chapter 89 wit power < 22,	3 311	24 130	3 212	69 580
8409995400	Pistons for vssls eng <= 22,38 kw of=>50 mm diamtr <= 155 mm of	0	324	0	1 014
8409995500	Other piston for eng of vssl of chap 89 with mar propul eng of pow	85	1 358	4 020	27 556
8409995900	Oth.for vssls chapt.89,marine propul eng of a power<= 22.38 kw,c	1 259	15 198	6 365	77 175
8409996100	Cyl.block,crank case,marine propuls.eng, power>= 22.38kw for vss	8 800	39 780	43 226	348 222
8409996200	Cyl liners for vssl eng >= 22,38 kw of=>50 mm diamtr <= 155 mm c	11 624	81 922	323 965	2 388 647
8409996300	Other cylander liners for marinepropulsion engines of power > 22,	30 000	212 151	128 338	823 567
8409996400	Pistons for vssls eng >= 22,38 kw of=>50 mm diamtr <= 155 mm of	11 697	531 314	207 879	1 329 559
8409996500	Other piston for marine propulsionengines of power > 22,38 kw	32 156	174 482	163 334	1 234 205
8409996900	Other for marine propulsion enginesof a power > 22,38 kw	584 188	3 784 361	3 077 228	30 875 396
8409997100	Carburettors & parts there of forother engines	2 231	25 157	13 550	138 613
8409997200	Cylinder blocks for other engines	22 649	105 997	543 775	2 858 903
8409997300	Cylinder liners for other engines with=>50 mm diamtr <= 155 mm	0	6 144	0	8 025
8409997400	Other cylinder liners for other engines	26 796	100 617	114 008	514 740
8409997500	Cyl heads & head covers for other engine	25 268	73 405	132 708	1 023 361
8409997600	Pistons for other engines with=>50 mm diamtr <= 155 mm	1 160	9 358	27 905	237 153
8409997700	Oth pistons for other engines	36 427	162 801	391 141	2 542 985
8409997800	Pistons rings & gudgeon pins forother engines	12 523	61 598	30 993	607 744
8409997900	Other than for engines	559 332	4 362 781	2 528 580	18 160 992
8410110000	Hydraulic turbine & water wheelsof power <= 1,000 kw	6 143	158 969	29 333	638 926
8410120000	Hydraulic turbines and water wheels of>1,000 kw power < 10,000	45 397	185 999	501 306	1 269 366

I.3. IMPOR MENURUT KOMODITI / IMPORT BY HS COMMODITY

\*\*\* JUNI/JUNE 2012 \*\*\*

HS	Uraian Komoditi Commodity Description	Berat Bersih / Net Weight (Kg)		Nilai / Value C.I.F (US\$)	
		Bulan ini Current Month	Kumulatif Cum.Jan. to date	Bulan ini Current Month	Kumulatif Cum.Jan. to date
8410130000	Hydraulic turbines and water wheels ofwith a power exceeding 10	0	426	0	8 926
8410900000	Parts, including regulators ofhydraulic turbins and water wheels	34 918	1 182 409	648 556	6 752 035
8411110000	Turbo-jets of a thrust not exceed 25 kn	43 725	265 693	974 509	6 732 360
8411120000	Turbo-jets of a thrust exceeding 25 kn	29 170	262 994	21 209 869	124 113 567
8411210000	Turbo-propellers of a powernot exceeding 1,100 kw	5 231	24 167	732 539	1 539 071
8411220000	Turbo-propellers of a powerexceeding 1,100 kw	2 513	66 388	1 525 200	4 857 465
8411810000	Other gas turbines of a powernot exceeding 5,000 kw	0	169 453	0	4 050 558
8411820000	Other gas turbines of a powerexceeding 5,000 kw	1 047 162	1 522 891	27 024 625	89 322 796
8411910000	Parts of turbo-jets/turbo-propellers	305	12 451	296 676	5 726 310
8411990000	Oth Parts of turbo-jets/turbo-propellers	199 699	1 099 403	28 014 002	117 257 836
8412100000	Reaction engines oth than turbo-jets	8 550	43 077	93 318	461 788
8412210000	Hydraulic power engines and motorswith linear acting (cylinders)	145 015	816 981	1 454 313	11 375 405
8412290000	Hydraulic power engines and motorswith other linear acting (cylind	179 901	1 903 123	2 751 427	20 125 317
8412310000	Pneumatic power engines andmotors with linear acting (cylinders)	12 685	189 601	444 750	2 909 172
8412390000	Pneumatic power engines and motorswith other linear acting (cylind	51 854	211 944	569 461	3 170 686
8412800000	Oth engines and motors	62 028	858 787	560 350	13 992 202
8412901000	Parts of engines of subheading 8412.10	85	5 727	5 088	35 499
8412909000	oth parts of engines of subheading 841	297 680	1 505 928	1 821 732	10 465 206
8413110000	Pumps for dispensing fuel/lubricants ofthe type used in fill station,	61 596	343 019	383 879	3 909 502
8413190000	OthPumps for dispens fuel/lubricants ofthe type used in fill stator	152 127	1 242 925	1 885 865	14 702 314
8413201000	Water pump for hand pump,oth than those of subheading 8413.1`	25 213	164 844	83 349	827 561
8413209000	Oth Water pump for hand pump,oth than those of subheading 84`	61 636	311 930	427 137	1 496 163
8413301200	Recipro/rotary for water pumps/fuel ofkind eng of mtr vhl head 8`	138 119	1 249 666	4 133 404	59 457 771
8413301900	Reciprocating or rotary type for cooled pumps for intern combu	259 563	1 491 138	2 887 861	26 805 695
8413302100	Centrifugal type for water pumps/fuel ofkind eng of mtr vhl head {	176 080	1 043 847	3 320 905	18 474 365
8413302900	Centrifugal type for cooling mediumpumps for intern combustion	29 549	135 230	310 484	2 372 199
8413309200	Other water pumps or fuel pumps of kindused for eng of mtr vhl h	759 124	3 046 052	24 592 485	71 323 252
8413309900	Other Cooling medium pumps for internalcombustion piston engir	534 679	2 559 471	8 185 132	41 968 577
8413400000	Concrete pumps	145 390	193 459	975 820	1 717 001
8413503000	Oth reciproc positif displacement pumps,of water pumps with flow	20 791	104 917	84 409	1 608 457
8413504000	Oth reciproc (+) displmnt pumps,of waterpumps with >8000m/h fl	9 859	32 227	39 247	188 552
8413509000	Oth reciproc positif displacement pumps,of water pumps with flow	116 334	1 004 006	3 800 087	21 636 503
8413603010	Oth rotary positive displacement pumps,elctrlly operated with flow	10 460	48 354	240 404	1 060 036
8413603020	Oth rotary positive displmnt pumps,notelctrlly operated with flow	75 110	266 987	191 674	1 254 529
8413604000	Oth rotary (+) displmnt pumps,of waterpumps with>8000m/h flow	0	1 401	0	38 379
8413609000	Oth rotary positive displacementpumps, with flow rate > 13000 m	360 280	1 261 460	5 007 589	16 926 716
8413701100	Oth Ctrfgl pumps;sgl stage,water pmp forbelt drivr /drct coupl with	260 824	1 609 664	1 105 877	7 229 792
8413701900	Oth centrifugal pumps;single suctionhorizontal shaft water pumps	377 020	1 780 986	3 958 337	21 133 071
8413703100	Submersible water pumps with an inletdiameter <= 200 mm	30 854	204 976	281 131	1 272 559
8413703900	Submersible water pumps with an inletdiameter => 200 mm	71 181	628 359	450 333	3 666 381
8413704110	Oth water pumps of flow rate<8000m/h ofwith diamtr>200 mm oi	238 761	552 637	1 273 978	2 655 962
8413704120	Oth water pumps of flow rate<8000m/h ofwith diamtr>200 mm oi	427 240	2 074 973	5 324 657	22 567 814
8413704900	Oth water pumps of flow rate<8000m/hwith inlet diameter > 200	41 098	289 441	933 813	3 817 669
8413705100	Oth water pumps with > 8000 m/h flowrate <= 13000 m/h of dian	0	127	0	11 022
8413705900	Oth water pumps with flow rate>13000 m/hwith an inlet diameter	26 884	94 232	383 163	2 400 635
8413709100	Oth pumps with shafts common with theprime mover of an inlet d	0	3 486	0	98 077
8413709900	Oth pumps with shafts common with theprime mover of an inlet d	407 574	1 883 174	4 374 124	17 016 322
8413811110	Water pump with flow rate <= 8000 m/hwith electrically operated	303 871	994 531	814 243	4 277 692
8413811120	Water pump with flow rate <= 8000 m/hwith not electrically oper:	604 573	2 718 465	1 230 027	10 577 965
8413811200	Water pump with > 8000 m/hflow rate <= 13000 m/h	78 197	361 041	475 668	3 458 672
8413811900	Water pump with flow rate >= 13000 m/h	368 051	2 259 262	4 587 864	19 733 473
8413820010	Liquid elevators with electricallyoperated	1 101 067	3 128 586	3 589 153	11 806 963
8413820020	Liquid elevators with not electricallyoperated	119 291	1 009 121	2 079 308	18 691 961
8413911000	Part of pumps subheading 8413.20.10	52 656	333 770	92 371	1 923 747
8413912000	Part of pumps subheading 8413.20.90	12 483	161 827	328 848	1 025 913
8413913000	Part of pumps subheading8413.70.11 and 8413.70.19	75 749	600 215	598 903	4 015 848
8413914000	Part of other centrifugal pumps	586 065	3 945 046	2 809 310	19 497 748
8413919000	Part of other pumps	1 550 161	7 252 714	10 982 245	62 571 293
8413920000	Part of liquid elevators	229 381	1 494 107	1 138 095	3 349 835
8414100000	Vakum pumps	53 408	453 100	550 422	8 353 218
8414201000	Hand or foot operated air pumps;for bicycle pumps	154 603	769 745	193 081	935 346
8414209000	Other Hand or foot operated air pumps	83 389	996 189	405 256	3 812 755
8414302000	Compressors of kind used in refrigeratequipment for automotive /	121 514	475 373	1 980 772	7 250 026
8414303000	Compressors of kind used in refrigeratequipment oth of seal unit f	62 509	119 606	931 681	1 334 419
8414304000	Compr kind refrgt eqp oth with cap refr>21.10 kw or displacmnt p	1 117 118	4 552 814	4 790 155	20 698 796
8414309000	Compr kind refrgt eqp oth with cap refr<21.10 kw or displacmnt p	3 944 555	23 504 738	17 295 560	99 191 837
8414400000	Air compressors mounted ona wheeled chasis for lowing	590 842	3 523 687	3 145 418	14 688 489
8414511000	Table fans and box fans	18 845	64 301	116 171	395 273
8414519100	Fans with protective screen	85 951	150 758	520 073	896 421
8414519900	Other fans with protective screen	5 158	95 407	91 470	1 089 363
8414592000	Explosion-proof air fans of kind used inunderground mining with c	33 858	41 979	1 952 770	2 247 292

I.3. IMPOR MENURUT KOMODITI / IMPORT BY HS COMMODITY

\*\*\* JUNI/JUNE 2012 \*\*\*

HS	Uraian Komoditi Commodity Description	Berat Bersih / Net Weight (Kg)		Nilai / Value C.I.F (US\$)	
		Bulan ini Current Month	Kumulatif Cum.Jan. to date	Bulan ini Current Month	Kumulatif Cum.Jan. to date
8414593000	Blower with capacity < 125 kw	132 396	505 551	863 385	3 994 753
8414594100	Fans of a capacity <125 kw with protective screen	3	16	655	2 461
8414594900	Oth fans of a capacity <125 kw with protective screen	13 026	102 205	336 198	1 309 921
8414595000	Fans window with blowers	120 968	709 588	459 162	4 420 131
8414599100	Fans floor with protective screen	55	19 471	2 385	156 144
8414599900	Oth fans floor with protective screen	168 051	1 223 687	1 886 051	19 992 006
8414601100	Hoods have max horizon side<120 cm, fittwith a filter for laminar a	61 826	236 355	277 364	1 107 995
8414601900	Hood have max horiz side<120 cm, oth fittwith a filter for laminar a	37 052	202 596	182 556	1 002 490
8414609100	Hoods having maximum horizontal side<120 cm, to suitable for inc	10	32 532	1 312	493 288
8414609900	Hoods having maximum horizontal side<120 cm, oth suitable for in	405 289	639 227	108 175	1 483 843
8414801300	Hoods have max horizon side>120 cm, fittwith a filter for laminar a	14 667	47 938	213 340	596 727
8414801400	Hood have max horizon side<120 cm, fittwith a filter for laminar ai	21 285	172 151	79 576	1 160 510
8414801500	Hoods have max horizontal side>120 cm, no fitt with filter suitable	40 354	318 925	315 147	2 266 801
8414801900	Hoods have max horizontal side>120 cm, no fitt with filter, not suit	14 048	95 556	200 719	741 043
8414803000	Hoods have max horizon side<120 cm offree piston generators for	119 518	523 358	562 505	4 616 123
8414804100	Gas compr modul for use in oil drill oththan those of subhd 841431	112 026	900 652	2 562 865	29 962 117
8414804900	oth Gas compr modul for use in oil drill oth than those of subhd 84	329 833	2 286 446	6 262 266	37 837 855
8414805000	Hoods having maximum horizontal side < 120 cm for air pumps	105 076	433 216	895 947	3 349 129
8414809000	Hoods having maximum horizontal side > 120 cm for air pumps	290 701	1 632 925	4 841 299	20 168 898
8414901300	Parts of pumps or compressors for goods of subheading 8414.10	55 628	376 490	314 327	2 523 065
8414901400	Parts of pumps or compressors for goods of subheading 8414.20	3 577	22 014	3 653	31 421
8414901500	Parts of pumps or compressors for goods of subheading 8414.30	189 482	1 017 832	5 123 369	28 500 091
8414901600	Parts of pumps or compressors for goods of subheading 8414.40	174 213	651 210	516 036	1 523 015
8414901900	Oth parts of pumps or compressors for goods of subheading 8414.	1 041 467	4 714 407	4 375 748	24 158 565
8414902100	Part of kind for fans suitable use in goods of heading 8415, 8418, 8	68 313	236 155	408 635	1 580 488
8414902900	Oth part of kind for fan suitable use in goods of heading 8415, 841	936 325	3 754 225	2 283 699	10 056 771
8414903100	Hoods for goods of subheading 8414.60	2 391	38 113	27 278	198 394
8414903200	Hoods for goods of subheading 8414.80	21 740	205 729	195 672	1 960 386
8415101000	AC mach, windows/wall types self-containor "split system" & out p	6 266 258	33 177 666	39 181 044	200 432 870
8415109000	AC mach, windows/wall types self-containor "split system" & out p	300 773	1 218 842	2 691 245	8 648 604
8415201000	AC machine of a kind used for persons, in motor vehicles an out pu	0	69 757	0	185 789
8415209000	AC machine of a kind used for persons, in motor vehicles an out pu	4 016	119 342	7 517	461 855
8415811100	Inc.refri, reversible heat pump, used in aircraft of an output <= 21.1	17 245	34 755	94 975	174 543
8415811200	Inc.refri, revers heat pump, use in aircraft oput>21.10kw, air flow<6	6 059	21 260	63 571	254 182
8415811900	Inc.refri, revers heat pump, use in aircraft oput>21.10kw, air flow<6	9 753	73 333	121 838	759 072
8415812900	Inc.refri, revers heat pump, use in railway rolling stock an output>2	3 538	53 494	34 001	432 132
8415813100	Inc.refri, revers heat pump u in vhl oththose of subhd 8415, 20 outp	261	4 261	4 270	71 092
8415813900	Inc.refri, revers heat pump u in vhl oththose of subhd 8415, 20 outp	250	3 398	6 725	53 446
8415819100	Refri, revrs heat pump, oth. use arcfr, railroad, output>21.10kw, airfl	8 885	65 315	43 203	456 267
8415819300	Refri, revrs heat pump, oth. use arcfr, railroad, output<21.10kw	563	21 581	21 757	49 576
8415819400	Refri, revrs heat pump, oth. use arcfr, railroad, output<21.10kw but<	0	569	0	5 281
8415819900	Refri, revrs heat pump, oth. use arcfr, railroad, output>21.10kw but>	5 380	57 873	61 250	505 299
8415821100	Oth, incorp a refri unit of use aircraft, output>21.10kw, each evapat	249	26 847	3 398	148 566
8415821900	Oth, incorp a refri unit of use aircraft, output<21.10kw, each evapat	2 676	68 691	24 506	456 677
8415822100	Oth, incorporat refri unit of a kind used in railway roll stock outnpu	0	389	0	49 648
8415822900	Oth, incorporat refri unit of a kind used in railway roll stock outnpu	3 201	330 695	299 730	2 832 389
8415823100	Oth, incorporat. a refri use in road vhcle oth. those subhd 8415.20 or	39	213	1 262	6 402
8415823900	Oth, incorporat. a refri use in road vhcle oth. those subhd 8415.20 or	2 316	21 084	24 021	210 778
8415829100	Oth, incorporat.refri unit oth. used in arcfrt, railway, rd vhl an outpu<	137 855	732 351	1 026 899	5 793 570
8415829900	Oth, incorporat.refri unit oth. used in arcfrt, railway, rd vhl an outpu>	126 380	649 963	1 143 668	6 362 084
8415831100	Not incorp a refri unit of used in aircraft, output>21.10kw, airflw>67	0	5 194	0	98 062
8415831900	Not incorp a refri unit of used in aircraft, output<21.10kw, airflw<67	2 024	67 891	18 848	1 111 648
8415832900	Not incorporating a refrigerating unit of used in aircraft with output:	1	1 066	99	6 782
8415833900	Not inc. a refri unit of kind used in rdvhl oth. those subhd 8415.20 c	0	8 091	0	58 623
8415839100	Not inc. a refri unit of kind Non used in arcfrt, railway, vhl an out put <	206 191	866 999	1 087 547	4 147 335
8415839900	Not inc. a refri unit of kind Non used in arcfrt, railway, vhl an out put >	176 079	1 379 283	1 598 229	9 370 746
8415901300	Parts AC machines of kind used in airrcf, railway with an output < 21	2 798	14 124	43 798	238 139
8415901400	Parts AC mach with an output <21, 10 kw of evapor/condensers for	191 596	1 142 954	2 668 751	16 754 176
8415901910	Parts AC mach with an output <21, 10 kw of chasis or cabinets, welk	75 106	219 065	201 660	556 866
8415901990	Parts AC mach with an output <21, 10 kw of chasis / cabin:	545 022	2 951 272	4 223 199	24 681 321
8415902400	Parts of mach with>21, 10kw otput<26, 38kw with evap<67, 96 m/n	0	25 937	0	42 805
8415902500	Parts of mach with>21, 10kw otput<26, 38kw with evap<67, 96 m/n	8 424	87 320	82 013	550 780
8415902600	Parts of mach with>21, 10kw otput<26, 38kw of kind used in airrcf/r	7 392	21 605	15 930	54 214
8415902900	Parts of mach with>21, 10kw otput<26, 38kw of kind used in motor	8 555	90 296	51 823	725 384
8415903400	Part mach with>26, 38 kw output<52, 75 kw with evap>67, 96 m/m	0	24	0	401
8415903500	Part mach with>26, 38 kw output<52, 75 kw with evap>67, 96 m/m	2 570	23 421	66 712	369 034
8415903900	Part mach with>26, 38 kw output<52, 75 kw with evap<67, 96 m/m	1 668	1 710	2 151	2 937
8415904400	Parts of mach with an output > 52, 75 kw with evapor > 67, 96 m/m	34	399	449	16 843
8415904500	Parts of mach with an output > 52, 75 kw with evapor > 67, 96 m/m	77 871	466 675	1 645 621	10 418 058
8415904600	Parts of mach with an output < 52, 75 kw with evapor > 67, 96 m/m	0	348	0	19 206
8415904900	Parts of mach with an output < 52, 75 kw with evapor > 67, 96 m/m	171 727	823 552	1 216 740	7 403 283



I.3. IMPOR MENURUT KOMODITI / IMPORT BY HS COMMODITY

\*\*\* JUNI/JUNE 2012 \*\*\*

HS	Uraian Komoditi Commodity Description	Berat Bersih / Net Weight (Kg)		Nilai / Value C.I.F (US\$)	
		Bulan ini Current Month	Kumulatif Cum.Jan. to date	Bulan ini Current Month	Kumulatif Cum.Jan. to date
8416100000	Furnace burners for liquid fuel	2 685	67 814	81 699	809 034
8416200000	Other furnace burners,including combination burners	86 082	677 825	2 358 125	11 767 035
8416300000	Mechanical stokers,including their mech grate,mech ash discharg	1 313 914	1 715 934	4 586 421	6 183 306
8416900000	Parts of furnaces burners for liquid orsolid or gas fuel, mechanical	816 396	3 127 671	3 316 492	17 986 370
8417100000	Furnace&oven for the roast,melt/oth heattreat,of ores,pyrite met.	653 272	2 486 712	2 220 842	15 133 447
8417200000	Bakery ovens,including biskuit ovens	86 528	406 053	392 119	2 567 766
8417800000	Incinerators, non-electric	523 354	4 198 688	1 887 453	15 450 286
8417900000	Part of industrial/laboratory furnaces &oven,including incinerator:	703 124	2 617 199	6 267 754	21 883 391
8418101010	Refri-frez,fitt with separate externaldoor;household type with< 23	159 745	814 171	607 910	3 436 782
8418101090	Refri-frez,fitt with separate externaldoor;household type with> 23	289 318	1 983 108	1 425 512	10 536 678
8418109000	Refri-frez,fitt with separate externaldoor, industri type	66 551	246 271	413 609	1 418 071
8418210010	Refrigerator,household type withcompression type of capacity < 2	53 849	335 804	197 462	1 303 542
8418210090	Refrigerator,household type withcompression type of capacity > 2	94 261	501 356	446 730	2 765 185
8418290010	Refrigerator,household type oth thancompress type of capacity<=	37 100	176 999	253 490	1 086 706
8418290090	Refrigerator,household type oth thancompres type of capacity > 2	0	112 578	0	627 521
8418301000	Freezer of the chest type,not exceed 200 i capacity	38 649	232 111	115 317	761 159
8418309000	Freezer of the chest type,not exceed 800 i capacity	443 137	2 206 329	1 606 537	8 205 355
8418401000	Freezer of the upright type,not exceed 200 i capacity	193 023	349 525	768 724	1 439 892
8418409000	Freezer of the upright type,not exceed 900 i capacity	3 603	110 937	24 799	1 065 774
8418501100	Refri chambers, capacity>200 l of kindsuitable for medical,surgical	132	38 386	1 236	262 619
8418501900	Oth Refri chambers, capcty>200 l of kindsuitable for medical,surgi	511 662	3 476 277	2 498 269	17 340 938
8418509100	Refri chambers, capacity<200 l of kindsuitable for medical,surgical	421 540	881 135	2 325 560	4 574 756
8418509900	Refrigerating equipment,capacity <=200 l not for medical, surgical	441 511	2 359 912	2 510 123	10 313 503
8418610000	Heat pump oth than ACmachines of heading 84.15	59 051	387 420	326 236	2 394 638
8418691000	Beverage coolers equipment;heat pumps	54 975	164 996	594 607	1 820 528
8418693000	Drinking water coolers equipment;heatpumps	23 354	174 490	292 091	1 276 994
8418694100	Water chillers cap>21.10 kw for AC with a refrigerating equip;he	86 405	515 658	747 443	5 344 934
8418694900	Water chillers cap>21.10 kw not for AC machine with a refrigeratr	27 887	396 248	211 306	5 140 444
8418695000	Scale ice-maker units equipment;heat pumps	31 625	171 538	122 904	1 349 282
8418699000	Oth refrigrt/freez equip,oth than heat pump oth than air conditior	277 240	1 833 950	2 316 013	13 479 301
8418910000	Part for good,sub 8418.(10,21,29,30,40),furniture to refri/freez	181 327	671 862	1 032 935	3 643 852
8418991000	Evaporators and condensers	713 159	3 161 794	5 195 106	17 125 287
8418994000	Aluminium rollbonds for sub 8418.10.10,8418.21, 8418.22 and 84	116 407	603 072	552 620	2 912 581
8418999010	Cabinets and doors, welded/painted	716 155	3 129 226	1 372 054	5 813 669
8418999090	Oth part refrig & freezers equipment electric/oth	1 262 966	5 453 975	6 206 169	22 443 194
8419111000	Instant gas water heaters,for householdtype, non electric	57 196	279 254	564 550	2 624 960
8419119000	Instant gas water heaters,not forhousehold type, non electric	46 770	144 485	256 981	1 602 058
8419191000	Instant water heaters oth than gas ,for household type, non elect	15 696	41 687	47 203	154 914
8419199000	Instant water heaters oth than gas ,not for household type, non e	8 350	176 783	38 527	1 233 564
8419200000	Instant water heaters, non electric forMedical,surgical/laboratory	37 614	184 886	934 433	5 287 495
8419311010	Evaporators,dryers for agriculture products, electrically operated	21 403	141 786	70 895	1 313 736
8419311090	Oth.than evaporators,dryers for agriproducts, electrically operate	667 204	1 778 979	5 119 909	9 479 544
8419312000	Dryers for agriculture products, nonelectrically operated	0	36 979	0	178 368
8419321000	Dryers for wood, paper pulp, paper/paperboard, electrically opera	100 972	471 614	2 537 064	4 930 265
8419322000	Dryers for wood, paper pulp, paper/paperboard, non electrically o	0	16 175	0	613 712
8419391100	Dryers machine electrically operated, for manufacture PCB	60 465	124 861	891 918	3 586 783
8419391900	Other dryers machine electrically operated	231 841	3 571 704	4 617 412	45 447 803
8419392000	Other dryers machine not electrically operated	1 659	179 182	12 669	837 321
8419401000	Distilling/rectifying plant electrically operated	67 458	539 586	2 317 112	12 690 906
8419402000	Distilling/rectifying plant not electrically operated	4 933	74 473	139 686	1 248 671
8419501000	Heat exchange units for Cooling towers	355 972	3 174 052	1 693 626	19 608 561
8419509010	Condensers for air conditionersfor motor vehicles	158 543	632 215	1 910 871	11 059 260
8419509020	Oth condensers for air conditioners	50 625	297 689	1 789 416	6 200 814
8419509030	Oth condensers electrically operated	157 561	1 122 148	2 991 829	17 641 707
8419509040	Oth condensers not electrically operated	167 140	976 215	4 596 137	22 986 374
8419601000	Machinery for liquefying air or othgases electrically operated	45 980	895 902	502 830	18 838 179
8419602000	Machinery for liquefying air or othgases not electrically operated	2 037	152 113	29 686	2 532 542
8419811000	Oth.mach,plant&equip for make hot drink/for cook/heat food, elk	50 464	201 660	749 459	2 959 232
8419812000	Oth.mach,plant&equip for make hot drink/for cook/heat food,not	92 328	250 141	338 115	2 560 360
8419891300	Machinery by a proces involving heat for manufacture of PCB/PWI	6 376	665 897	70 787	3 568 593
8419891900	Oth mach for making hot drinks/for cooking/heating food,electric	293 553	4 816 357	4 644 629	45 295 282
8419892000	Oth mach for making hot drinks/for cooking/heating food,not elec	617 498	849 517	13 795 444	16 109 060
8419901200	Part machin for the treatment by procesinvolve heat,for manufact	23 994	61 339	736 979	1 462 127
8419901300	Parts of electrcally operated , casingfor cooling towers	655	2 774	14 964	62 427
8419901900	Parts, oth machicne electrically operated	291 435	2 268 981	3 640 643	18 092 461
8419902100	Part machine,non-electric op,for treatby proces involve heat ,hous	243	62 729	6 140	230 039
8419902900	Part machine,non-electric op,for treatby proces involve heat ,not l	104 372	1 077 812	1 224 816	9 441 283
8420101000	Apprt.for the appl dry film/liquid photo resist,soldering paste, adh	4 786	39 099	24 627	87 549
8420102000	Oth Roller for ironing or wringers machsuitable for domestic use	0	8 169	0	41 150
8420109000	Oth calendering/oth rolling machine	22 642	400 545	104 136	9 118 004
8420911000	Cylinders, parts of apparatus for theappl of dry film,liquid photo re	82	3 932	2 445	43 416

I.3. IMPOR MENURUT KOMODITI / IMPORT BY HS COMMODITY

\*\*\* JUNI/JUNE 2012 \*\*\*

HS	Uraian Komoditi Commodity Description	Berat Bersih / Net Weight (Kg)		Nilai / Value C.I.F (US\$)	
		Bulan ini Current Month	Kumulatif Cum.Jan. to date	Bulan ini Current Month	Kumulatif Cum.Jan. to date
8420919000	Cylinders, parts for oth calendering/oth rolling machine	101 475	172 582	266 484	1 050 383
8420991000	Oth parts of apparatus for the applic of dry film,liquid photo resist	450	11 261	57 392	920 030
8420999000	Oth parts for calendering/oth rolling machines	1 602	95 195	49 523	861 740
8421110000	Centrifuges,including centrifugal dryers for cream separators	2	186 620	394	5 334 442
8421120010	Centrifuges,including centrifugal dryers for cloth dryers cap<30 l	11 475	26 415	31 326	128 805
8421120020	Centrifuges,including centrifugal dryers for cloth dryers cap>30 l	2 151	41 075	36 956	250 552
8421191000	Centrifuges,including centrifugal dryers for sugar manufacture	26 143	394 858	375 114	6 786 878
8421199000	Oth centrifuges,including centrifugal dryers	24 048	144 529	855 317	4 537 375
8421211100	Filtering/purifying water machine & app for domestic use of a cap	134 484	645 953	706 758	4 278 204
8421211900	Oth filtering/purifying water machin& app of a capacity <= 500 l/	408 371	1 466 393	3 902 048	16 106 542
8421212200	Filtering/purifying water machine & app,electrically operated of a	72 250	1 102 303	744 912	10 950 124
8421212300	Filtering/purifying water machine & app,non electric operated of	24 079	863 581	242 087	5 273 850
8421223000	For filter/purify beverages oth thanwater, electric operated of a ca	4 949	9 457	27 326	153 333
8421229000	For filter/purify beverages oth than water of a capacity <= 500 l/hr	1 402 011	1 515 449	4 107 446	5 317 545
8421231100	Oil filters for internal combustionengines machinery pos 8429 or {	55 605	483 388	1 113 679	7 020 728
8421231900	Petrol filters for internal combustionengines machinery pos 8429	91 650	377 224	1 338 758	5 578 634
8421232100	Oil filters for motor vehicles ofchapter 87	136 614	879 850	1 791 819	10 464 600
8421232900	Petrol filters for motor vehicles ofchapter 87	77 231	458 922	1 135 209	6 796 155
8421239100	Oil filters for internal combustionengines machinery pos 8429 or {	47 945	131 566	266 214	1 154 155
8421239900	Petrol filters for internal combustionengines machinery pos 8429	88 844	408 560	1 103 743	6 766 579
8421291000	Filter/purify mach&appa for liquid of akind used for medical, surgi	190 529	413 265	1 618 484	4 132 412
8421292000	Filter/purify mach&apparatus for liquidof a kind used for sugar ma	13 722	42 976	219 848	484 645
8421293000	Filter/purify mach&apparatus for liquidof a kind used in oil drill op	3 659	269 337	99 614	7 572 329
8421294000	Filter/purify mach&apparatus for petrolfilters	9 222	39 848	122 612	926 512
8421295000	Filter/purify mach&apparatus for oil filters	28 067	142 583	139 975	1 678 953
8421299000	Oth filtering machinery & apparatus forliquids not electrically oper	369 693	2 343 782	4 293 024	30 075 754
8421311000	Intake air filters for inter combustionengines for machine chapter	18 244	219 429	371 903	2 552 484
8421312000	Intake air filters for inter combustionengines for motor vehicles of	92 408	613 765	1 884 459	12 748 701
8421319000	Oth intake air filters for internalcombustion engines	95 152	508 459	1 140 868	7 074 921
8421392000	Air purifiers	227 822	1 880 436	4 822 082	34 665 532
8421399000	Filtering machines&apparatus for gases	1 168 209	3 314 226	6 690 294	28 389 656
8421911000	Parts of goods of subheading 8421.12, of centrifuges,includ centrif	2 974	5 537	35 305	48 644
8421912000	Parts of goods of subheading 8421.19.10of centrifuges,includ cent	2 909	24 245	58 344	722 641
8421919000	Parts of subhd 8421.11.00/8421.19.90 ofcentrifuges,includ centrif	1 081	30 987	54 518	1 248 823
8421992000	Parts filter cartridges of filter,subhd8421.23	59 695	497 969	2 963 309	17 989 338
8421993000	Parts of goods of subheading 8421.31	61 125	795 743	1 046 457	8 655 154
8421999100	Oth parts of goods of subheading8421.29.20	2 984	30 107	37 722	363 493
8421999400	Oth parts of goods of subheading 8421.21.11/8421.21.21	94 810	397 877	174 637	1 703 681
8421999500	Oth part of subhd 8421.31,8421.23.11,8421.23.19,8421.23.91/842	10 656	199 857	176 123	2 931 799
8421999900	Oth parts of goods of subheading8421.21.11/8421.21.21	419 524	2 316 944	6 401 410	33 579 042
8422110000	Dish washing machin of the house holdtype	1 708	11 760	34 955	109 955
8422190000	Dish washing machines not of thehousehold type	27 670	109 471	393 221	2 105 323
8422200000	Machinery for cleaning/drying bottles or oth containers	19 706	162 411	274 838	1 151 813
8422300000	Machinery for aerating beverages,filling,closing,seal,label bottles,	436 959	1 924 232	13 529 960	62 883 911
8422400000	Other packing, wrapping machinery( inc heat-shrink wrapping machi	268 923	2 166 421	5 656 508	74 112 963
8422901000	Parts of goods of subheading 8422.11	213	13 288	28 785	135 943
8422909000	Part goods of subhd 8422 of oth than subheading 8422.11	174 420	535 932	8 137 495	37 750 671
8423101000	Personal weighing machin,including baby&household scales,electr	13 362	242 749	44 447	981 959
8423102000	Personal weighing machin,including baby& household scales,not e	193 510	513 317	353 714	1 398 751
8423201000	Scales for continuous weighing of goodson conveyors, electrically	154 423	188 821	501 353	1 741 179
8423202000	Scales for continuous weighing of goodson conveyors, not electric	58	64 478	2 707	362 540
8423301000	Constan weight scales,predetermin weightscales & hopper scales,e	26 511	146 905	605 215	2 419 649
8423302000	Constan weight scales,predetermin weightscales&hopper scales,no	31 897	132 156	37 178	382 825
8423811000	Oth weighing machinery,max capacity<=30 kg, electrically operate	69 706	202 513	518 505	2 993 081
8423812000	Oth weighing machinery,max capacity<=30 kg, not electrically ope	212 123	773 313	340 241	1 520 176
8423821100	Oth.weigh mach,having a maximum weight30<capacity <= 1 000kg	13 474	48 284	62 142	342 443
8423821900	Oth.weigh mach,having a maximum weight1000<capacity <= 5 00k	14 853	136 358	51 965	617 581
8423822100	Oth.weigh mach,having a maximum weight30<capacity <= 1 000kg	21 243	58 508	29 308	455 069
8423822900	Oth.weigh mach,having a maximum weight1000<capacity <= 5 00k	1 645	82 483	3 530	223 526
8423891000	Oth weigh mach,oth.capacity > 5 000kg,electrically operated	73 876	551 567	148 707	4 167 415
8423892000	Oth weigh mach,oth.capacity > 5 000kg,not electrically operated	14 306	165 308	45 370	464 018
8423901000	Weighing machine weights	6 241	46 137	50 753	839 780
8423902100	Parts of Weighing machinery, electricall operated	38 413	215 476	560 155	3 774 951
8423902900	Parts of Weighing machinery,not electricall operated	5 820	165 425	33 217	837 325
8424101000	Fire extinguishers,whether/not chargedsuitable for aircraft use	0	10 107	0	206 517
8424109000	Fire extinguishers,whether/not chargedfor oth than aircraft use	67 167	322 968	432 540	1 832 858
8424201100	Spray guns & similar appliances for agri/horticultural,electric oper	14 554	31 657	21 410	81 815
8424201900	Spray guns&similar appliances not foragricult/horticultural,electric	10 659	66 565	508 528	1 108 689
8424202100	Spray guns & similar appliances foragricultural/horticultural,not el	212	27 484	2 113	71 068
8424202900	Spray guns&similar appliances not foragricultural/horticultural,not	65 851	186 610	133 557	802 771
8424300000	Steam/sand blasting machines&similar jet projecting machines, el	206 909	1 009 067	2 388 792	12 455 093

I.3. IMPOR MENURUT KOMODITI / IMPORT BY HS COMMODITY

\*\*\* JUNI/JUNE 2012 \*\*\*

HS	Uraian Komoditi Commodity Description	Berat Bersih / Net Weight (Kg)		Nilai / Value C.I.F (US\$)	
		Bulan ini Current Month	Kumulatif Cum.Jan. to date	Bulan ini Current Month	Kumulatif Cum.Jan. to date
8424811000	Oth spraying liquid machine for agricul/hortikultural, drip irrigatio	16 990	157 348	122 261	878 646
8424813000	Hand-operated insecticide sprayers foragriculture/horticulture	84 100	492 419	288 072	2 171 526
8424814000	Oth.mach appliances for agricultural orhortikultural, not electrically	82 859	391 330	344 037	1 474 190
8424815000	Oth.mach appliances for agricultural orhorti,oth drip irrigation sys	168 928	581 157	3 313 513	6 356 518
8424891000	Hand operated household sprayers ofcapacity not exceeding 3 l	29 392	165 695	60 157	782 315
8424892000	spray heads with dip tubes	58 309	320 392	369 088	2 300 334
8424894000	Dispersing/spraying machine of chemicalor electrochemical, for m	2 690	26 445	46 249	544 903
8424895000	Oth appl for project,dispers,spray liquids/powders,not household	116 795	906 310	675 903	8 506 127
8424899000	Oth appl for project,dispers,spray liquids/powders,not household	94 359	998 540	686 484	6 648 043
8424901000	Parts of fire extinguisher	79 000	363 097	590 073	2 653 812
8424902100	Parts of spray guns, of good of subhead8424.20.11,electrically ope	216	29 896	4 582	63 247
8424902300	Parts of spray gun,oth than of good ofsubhead 8424.20.11,electric	20 832	231 984	118 163	2 754 662
8424902400	Parts of spray guns, of good of subhead8424.20.11,not electrically	11 391	40 600	60 592	263 324
8424902900	Parts of spray gun,oth than of good ofsubhead 8424.20.11,not ele	20 003	150 907	608 395	1 975 943
8424903000	Parts of steam/sand blasting machine &similar jet projecting mach	49 540	108 986	247 622	1 195 955
8424909300	Parts of oth appliance of subhead8424.81.10/8424.81.20	57 278	74 771	168 948	220 302
8424909400	Parts of oth appliance of subhead8424.81.30/8424.81.40	13 031	75 073	44 615	280 440
8424909500	Parts of oth appliance of subhead8424.81.10/8424.81.20	1 026	2 252	13 272	70 927
8424909900	Oth mechanical appliances (whether/not hand operated)	134 445	864 790	1 867 256	14 820 157
8425110000	Pulley tackle & hoists oth than skip for raising vehicles, by electric	442 521	1 855 227	4 061 468	16 523 262
8425190000	Pulley tackle & hoists oth than skip for raising vehicles, not electric	698 077	3 074 206	2 502 909	11 074 049
8425310000	Oth winches; capstans, poweredby electric motor	149 256	1 116 841	1 244 090	6 856 559
8425390000	Oth winches;capstans,oth than powered by oth electric motor	632 226	2 459 112	2 564 292	13 553 745
8425410000	Jacks hoists of built in jacking systemof a type used in garages	330 511	929 324	1 872 761	3 727 405
8425421000	Jacks used in tipping mechanismfor lorries	283 472	859 234	1 222 369	2 555 098
8425429000	Oth jacks and hoists, hydraulic	712 663	3 568 991	1 700 682	10 008 541
8425491000	Oth jacks;hoists of a kind used forraising vehicles, electrically oper	145 283	508 621	174 227	1 759 324
8425492000	Oth jacks;hoists of a kind used forraising vehicles, not electric oper	105 912	933 716	289 700	1 800 458
8426110000	Overhead traveling cranes on fixedsupport	672 301	2 594 769	2 990 440	7 830 849
8426120000	Mobile lifting frames on tyres andstraddle carries	1 813 587	5 891 657	8 879 490	27 711 680
8426192000	Bridge cranes	137 772	3 198 894	282 195	20 785 286
8426193000	Gantry cranes	0	2 907 612	0	23 338 359
8426199000	Other transporter cranes	3 899 909	17 501 634	10 613 677	65 909 359
8426200000	Tower cranes	1 981 244	8 101 725	4 132 790	19 704 688
8426300000	Portal/pedestal jib cranes	173 819	8 507 272	146 194	27 606 616
8426410000	Other Mobile lifting frames, self propelled, on tyres	1 181 659	5 631 980	8 735 529	43 595 327
8426490000	Other Mobile lifting frames, self propelled,oth than on tyres	733 470	5 963 185	3 075 777	27 046 167
8426910000	Other derricks machine designed formounting on road vehicles	366 837	1 589 552	1 004 355	4 980 069
8426990000	Other derricks machine designed formounting oth than on road v	111 592	1 291 871	1 382 842	8 804 631
8427100000	Self-propelled trucks powered by anelectric motor	596 026	4 013 411	3 502 832	25 367 458
8427200000	Oth self-propelled trucks	2 610 913	13 691 422	12 274 973	67 051 431
8427900000	Oth trucks	647 380	2 897 174	1 839 980	10 828 971
8428101000	Passenger lifts	985 302	6 936 750	3 633 550	27 495 683
8428102100	Oth lifts of a kind used in buildings	870	102 659	12 674	154 737
8428102900	Oth lifts oth than of a kind used inbuildings	177 904	798 452	332 443	3 705 194
8428109000	Skip hoists	32 643	70 181	267 213	480 544
8428201000	Pneumatic elevators and conveyors foragricultural use	29 335	72 419	85 005	249 711
8428202000	Automated machines for the transport,handling & storage of PCB/	8 152	48 134	409 919	1 303 881
8428209000	Oth pneumatic elevators & conveyors	103 800	2 976 181	868 696	26 567 581
8428310000	Oth continuous act elevators &conveyorsspecially designed for un	746 721	937 743	742 752	2 537 899
8428321000	Oth continuous act elevators &conveyorsof bucket type,used for a	158	24 216	800	147 074
8428329000	Oth continuous act elevators &conveyorsof bucket type,not used i	155 696	2 368 960	521 475	11 544 924
8428331000	conveyors belt , of kind use foragricultural type	2 490	20 189	5 338	126 096
8428332000	conveyor belt, Automated machiine forthe transport,hand & stora	76 830	244 543	535 787	1 516 926
8428339000	Other conveyor belt	3 769	259 830	28 867	1 960 812
8428391000	Other elevator of kind use foragriculture	1 880	118 796	22 658	341 885
8428393000	Oth elevator, automated machin fortransport, handling & storage	9 505	388 103	46 536	2 028 067
8428399000	Oth continuous-action elevators&conveyor, for goods/materials	377 561	3 842 762	3 048 140	36 652 756
8428400000	Escalators and moving walkways	443 561	2 623 186	1 064 353	6 771 444
8428600000	Teleferics, chair-lifts, ski-draglines;traction mechanisms for funicul	120	2 570	2 280	99 452
8428902000	Automated machine for the transport ,handling&storage of PCB/	0	171 125	0	686 499
8428903000	Mine wagon, locomotive/wagon transevers, similar railway wagor	2 181	2 665	28 087	34 399
8428909000	Other machine for lifting, handling, loading/unloading	846 850	5 934 809	5 126 721	28 575 093
8429110000	Track laying, bulldozers and angledozers	4 101 290	25 621 509	38 885 216	232 841 392
8429190000	Bulldozer & angledozers other than track laying	572 842	3 125 160	5 802 317	23 934 053
8429200000	Graders and levellers	1 946 942	10 167 022	22 713 236	111 498 947
8429300000	Scrapers	34 160	104 334	69 874	1 581 704
8429403000	Tamping machines	675 443	2 579 896	3 868 561	14 492 836
8429404000	Vibratory smooth drum rollers, withcentrifuge force drum<20 ton	692 786	3 037 047	3 464 439	14 668 935
8429405000	Other vibratory road rollers	159 041	667 893	584 759	3 042 166
8429409000	Other Tamping mcachine and road rollers	25 260	402 682	83 628	1 852 489

I.3. IMPOR MENURUT KOMODITI / IMPORT BY HS COMMODITY

\*\*\* JUNI/JUNE 2012 \*\*\*

HS	Uraian Komoditi Commodity Description	Berat Bersih / Net Weight (Kg)		Nilai / Value C.I.F (US\$)	
		Bulan ini Current Month	Kumulatif Cum.Jan. to date	Bulan ini Current Month	Kumulatif Cum.Jan. to date
8429510000	Front-end shovel loaders	2 481 449	15 620 563	14 614 885	92 662 462
8429520000	Mach with a 360,revolving super struct,mach shovels,excavators a	20 275 654	155 749 934	112 675 478	833 171 600
8429590000	Mech shovels,excavators & shove loaderoth front-end shovel,canr	999 552	5 291 622	7 370 768	41 166 356
8430100000	Pile-drivers and pile-extractors	1 814 881	8 496 337	2 247 112	14 716 587
8430200000	Snow-ploughs and snow-blowers	0	567 998	0	4 036 100
8430310000	Coal/rock cutters and tunneling machine , self-propelled	33 010	127 337	1 352 266	3 027 794
8430390000	Coal/rock cutters and tunneling machine ,oth than self-propelled	95 460	463 488	447 742	10 194 197
8430410000	Oth boring/sinking machinery selfpropelled	613 308	2 170 688	6 213 934	29 067 040
8430491000	Boring mach,Wellhead platforms & integra produc modules for us	113 800	1 238 245	941 982	12 134 027
8430499000	Other boring or sinking machinery, notself propeled	152 644	462 105	1 393 340	5 909 349
8430500000	Oth moving,grading,levelling,scrapingmachinery, self-propelled	88 530	640 145	242 520	3 375 830
8430610000	Tamping/compacting machinery, not self propelled	46 949	163 898	112 581	683 608
8430690000	Oth machinery of hedaing 84.30 not self-propelled	83 465	310 362	1 251 294	3 081 694
8431101300	Parts suitable for of goods of subhead8425.19,8425.39or8425.49,(	135 966	615 910	985 819	8 706 557
8431101900	Oth parts suitable for of goods ofheading 84.25,electrically operat	2 716 256	3 415 858	47 441 593	50 293 056
8431102200	Part suitable for goods of sub 8425.11,842520,8425.31,8425.41,84	85 375	603 101	371 134	2 616 449
8431102900	Oth parts suitable for of goods ofheading 84.25,not electrically op	64 012	442 271	118 313	908 386
8431200000	Parts suitable for goods of head 84.27	137 323	758 948	843 426	5 842 768
8431311000	Parts of goods of shd 8428.10.(21,29),8428.10.90,of lift skip hoist/	415 794	1 948 195	1 037 635	5 995 460
8431312000	Parts of goods of shd 8428.10.10), 8428.40.00,of lift skip hoist/esc	244 799	1 941 826	1 638 869	8 292 849
8431391000	Part suitable for goods sub 8428.20.10,8428.32.10, 8428.33.10/84	18 455	377 126	224 225	3 930 310
8431392000	Parts suitable for goods of subheading 8428.90	2 103	24 316	47 095	655 103
8431394000	Part of auto mach. for transport/storage of PCB/PWBs/PCAs	28 287	124 143	452 524	1 640 182
8431399000	Part of other lifting,handling/loadingmachine	2 134 025	5 520 345	12 257 652	56 949 219
8431411000	Buckets, shovels, grabs and grips,ofmachine of subheading 84.26	256 496	494 200	309 754	1 856 253
8431419000	Buckets, shovels, grabs and grips,ofmachine other than of subhea	325 712	1 946 948	2 267 820	10 336 803
8431420000	Bulldozer or angledozer blades	515 606	3 652 604	2 743 268	20 303 706
8431430000	Parts of boring/sinking machinery of subhead 8430.41/8430.49	401 602 892	410 791 965	71 811 088	203 138 757
8431491000	Parts of machinery of heading 84.26 oththan Buckets, shovels, gra	472 423	1 971 380	1 478 643	12 337 078
8431492000	Cutting edges or end bits for scrapers,graders/levellers	1 536 781	9 895 213	4 518 174	26 786 772
8431494000	Cutting edges or end bits for bulldozeror angledozer blades	14 636	172 757	165 980	1 207 537
8431495000	Parts of road rollers	218 902	1 715 914	915 450	7 303 958
8431496000	Oth parts of machinery of heading 84.30.20.00	0	4 763	0	248 126
8431499000	Oth parts suitable use of machinery ofheading 84.30	10 443 200	68 498 935	71 883 455	428 692 006
8432100000	Ploughs	0	25 337	0	94 866
8432210000	Disc harrows	0	3 793	0	25 602
8432290000	Scarifiers, cultivators, weeders, hoesand oths harrows	10 172	42 066	44 092	271 471
8432300000	Seeders, planters and transplanters	5 218	40 747	50 596	216 851
8432400000	Manure spreaders ,fertiliser distributor	9 429	51 553	117 866	715 440
8432801000	Other machinery for soil preparation orcultivation;of agricult/hort	4 687	42 556	47 331	1 572 492
8432802000	Lawn/sports-ground rollers	0	2 381	0	53 310
8432809000	Other machinery for soil preparation orcultivation	839	45 337	9 744	373 189
8432901000	Parts of machinery of subheading8432.80.90	204	3 538	2 028	34 519
8432909000	Parts oth machinery for soil preparation/cultivation	36 429	919 862	141 709	2 794 977
8433110000	Mowers for lawns,parks/ground,poweredwith the cutting device r	174 951	851 525	454 517	2 828 844
8433191000	Mowers for lawns,parks/sports-groundsmanually operated	0	205	0	632
8433199000	Oth mowers for lawns, parks/sport ground,oth than manually ope	45 943	338 119	198 567	2 020 572
8433200000	Oth mowers,including cutter bars fortractor mounting	9 263	51 905	140 218	770 469
8433300000	Other haymaking machinery	2 846	6 530	41 912	81 728
8433400000	Straw or fodder baler,including pick-upbalers	11	11	120	120
8433510000	Combined harvester-threshers macinery	168 157	865 022	1 027 221	4 341 837
8433520000	Other threshing machinery	0	37 093	0	213 405
8433530000	Root or tuber harvesting machines	1 718	2 648	16 316	28 605
8433591000	Cotton pickers and cotton gins	0	21	0	504
8433599000	Other harvesting, thresing machinery	42 003	184 126	759 140	3 346 136
8433601000	Machin for cleaning,sorting/grading eggfruit/oth agricultur prod,el	3 861	456 066	31 048	9 800 830
8433901000	Part mach:castor,of 100< diameter(inc tyres)<= 250mm,width whe	740	18 314	5 173	73 424
8433902000	Other parts machine of goods of subhead8433.11 or 8433.19.90	53 814	235 737	61 259	471 249
8433903000	Other parts machine of goods of subhead 8433.19.10	2	1 088	15	13 501
8433909000	Other parts harvesting or threshingmachine	14 131	101 335	64 900	369 126
8434101000	Milking machines, electrically operated	102	6 141	1 769	133 855
8434102000	Milking machines,not electric operated	0	176	0	1 246
8434201000	Dairy machinery, electrically operated	99 056	436 988	5 532 869	21 420 692
8434202000	Dairy mach, not electrically operated	0	1 489	0	14 279
8434901000	Parts of milking & dairy mach.of electoperated machines	4 349	26 481	375 849	1 190 091
8434902000	Parts of milk & dairy mach of non electoperated machines	595	13 572	4 027	363 092
8435101000	Presses,crushers & manufacture of wine,cider,fruit juices,electric c	141 228	856 466	1 275 075	5 624 707
8435102000	Presses,crushers & manufacture of wine,cider,fruit juices,not elect	0	17 385	0	40 259
8435901000	Parts of presses,crushers & manufactureof wine,cider,fruit juices,€	17 934	54 465	111 090	608 533
8435902000	Parts of presses,crushers & manufactureof wine,cider,fruit juices,r	9	3 887	166	17 609
8436101000	Machinery for preparing animal feedingstuffs, electrically operate	188 501	1 627 241	709 678	9 311 271

I.3. IMPOR MENURUT KOMODITI / IMPORT BY HS COMMODITY

\*\*\* JUNI/JUNE 2012 \*\*\*

HS	Uraian Komoditi Commodity Description	Berat Bersih / Net Weight (Kg)		Nilai / Value C.I.F (US\$)	
		Bulan ini Current Month	Kumulatif Cum.Jan. to date	Bulan ini Current Month	Kumulatif Cum.Jan. to date
8436102000	Machinery for preparing animal feedingstuffs, not electrically oper	84 190	187 804	321 831	567 618
8436211000	Poultry incubators & brooders, electricoperated	466 584	2 279 468	3 118 355	17 570 005
8436212000	Poultry incubators & brooders, notelectrically operated	10 278	54 500	113 088	486 607
8436291000	Oth poultry-keeping machinery, electricoperated	121 446	1 077 798	626 395	4 266 671
8436292000	Oth poultry-keeping machinery, notelectrically operated	116 903	615 187	334 884	2 107 767
8436801100	Other agric or horticultural machine,electric operated, inc Germin:	2 974	20 087	18 282	173 975
8436801900	Other machine, electric operated for poultry include bee keeping	5 949	104 587	67 666	741 827
8436802100	Other agric or horticultural machine,not electric operated, inc Ger	18 594	97 383	356 082	678 438
8436802900	Other machine, not electric operated for poultry include bee kept	38 925	101 381	140 280	353 778
8436911000	Parts of poultry-keeping machinery/ poultry,incubator & brooders	104 505	698 053	498 474	3 572 425
8436912000	Parts of poultry-keeping machinery/ poultry,incubator&brooders,i	52 373	90 564	339 163	562 092
8436991100	Parts of other machin for agri & horti type,electric operated	25 123	177 688	30 744	291 741
8436991900	Parts of other poultry/bee-keeping machin, electric operated	154 797	606 853	647 054	2 402 079
8436992100	Parts of other machin for agri & hortitype/germanium ,not electric	21 087	91 188	99 607	824 756
8436992900	Parts of other poultry/bee-keepingmachine, not electric operated	21 105	144 586	237 899	1 284 933
8437101000	Machinery for grains:winnowing & cleanmachine, electrically oper	57 662	179 592	853 137	1 784 998
8437102000	Machinery for grains:winnowing & cleanmachines,not electric ope	0	270	0	1 439
8437103000	Machine for clean,sorting/grading seed ,grain dried leguminous ve	235 659	503 954	1 332 562	4 936 810
8437104000	Mach for clean,sorting/grad seed ,graindried leguminous vegetabl	0	310 490	0	1 801 950
8437801000	Rice hullers & cone type rice mills,electrically operated	189 556	309 524	319 451	636 321
8437802000	Machinery for rice hullers & cone typerice mills,not electrically ope	46 706	417 673	68 758	593 492
8437803000	Cofee & corn mills machine for industrytype, electrical operated	72 840	108 034	1 977 223	2 179 278
8437804000	Cofee & corn mills machine for industrytype, not electrical operat	57 982	351 220	65 264	1 033 430
8437805100	Polishing machine for rice, sieving,bran cleaning&husking machine	77 971	204 646	183 545	723 145
8437805900	Other machine used in the milling indust or working of cerals, elec	127 225	410 589	289 809	743 878
8437806100	Polishing machine for rice, sieving,bran cleaning&husking machine	147 260	478 347	236 738	626 704
8437806900	Other machine used in the milling indust or working of cerals, not	111 473	151 637	1 566 951	1 691 776
8437901100	Parts of machin of subheading 8437.10 ,electrically operated	63 225	547 558	476 422	3 107 725
8437901900	Parts of machines oth than of subhead8437.10,electrically operate	51 588	305 943	64 211	497 540
8437902100	Parts of machines of subheading 8437.10,not electrically operated	0	19 797	0	87 004
8437902900	Oth parts of machines of subheading8437.10, not electrically oper	107 659	557 464	168 623	938 823
8438101000	Bakery machine,macaroni,spaghetti/simila products, electrically c	304 375	1 817 868	2 467 150	21 749 523
8438102000	Bakery machine,macaroni,spaghetti/simila products, not electrical	53 201	222 984	61 385	242 849
8438201000	Machine for the manufac of confectionary cocoa/chocolate, electr	138 600	1 434 690	5 529 984	38 778 611
8438202000	Machine for the manufacture of confectionary chocolate,not elect	27	2 235	164	21 125
8438301000	Machine for sugar manufacture, electricoperated	1 262 208	3 606 669	14 326 362	36 742 339
8438400000	Brewery machinery, electrically operated	0	1 309	0	83 266
8438501000	Mach for the preparation of meat/poultry ,electrically operated	24 448	419 659	569 054	7 950 824
8438502000	Mach for the preparation of meat/poultry ,not electrically operate	2 739	40 231	4 965	474 857
8438601000	Machinery for the preparation of fruits,nuts/vegetable, electrically	18 720	285 390	157 907	8 198 818
8438602000	Machiner for the preparation of fruits,nuts/vegetable, not electric	31 970	185 071	44 728	520 241
8438801100	Coffee pulpers, electrically operated	15 234	247 588	60 758	3 995 494
8438801200	Coffee pulpers, not electricallyoperated	692	2 795	40 813	172 740
8438809100	Other machine for the industrial preparation/manufacture, electri	110 054	1 031 019	588 001	12 768 585
8438809200	Other machine for the industrial preparation/manufacture, not el	21 785	74 499	26 224	213 984
8438901100	Parts of electrically operated machineof subheading 8438.30.10	9 961	208 906	175 073	757 480
8438901200	Part of coffee pulper,electric operatedmachines	0	683	0	62 510
8438901900	Parts of oths goods of heading 84.38 electrically operated	136 899	1 621 472	5 511 758	16 913 802
8438902100	Parts of goods of subheading 8438.30.20not electrically operated	57 040	149 978	99 490	354 040
8438902200	Part of coffee pulpers,non electric operated machines	0	42	0	731
8438902900	Parts of oth goods of heading 84.38.20 of coffee pulpers,not elect	9 199	144 530	267 333	1 980 971
8439100000	Machinery for making pulp of fibrouscellulosic material	10 190	57 213	79 867	396 352
8439200000	Machinery for making paper/paperboard	183 677	1 288 630	2 378 431	11 894 906
8439300000	Machinery for finishing paper/paperboard	347 755	887 673	2 686 866	10 551 296
8439910000	Part of machine for mak pulp of fibrouscellulosic material,electric	51 910	1 070 044	528 612	33 255 395
8439990000	Parts for making/ finishing paper/ paperboard, electrically operate	652 046	2 283 386	23 219 740	53 969 439
8440101000	Book-binding mach, includ book-sewing,electrically operated	56 496	245 605	170 474	2 218 022
8440102000	Book-binding mach, includ book-sewing,not electrically operated	2 539	11 116	5 299	61 733
8440901000	Parts of book binding & sewing machineselectrically operated mac	1 612	4 931	14 929	272 790
8440902000	Parts of book binding & sewing machinesnot electrically operated	0	30	0	21 362
8441101000	Cutting paper machines, electrycallyoperated	343 604	2 351 841	2 062 447	26 652 644
8441102000	Cutting paper machine, not electrycallyoperated	23 423	171 423	180 372	1 013 761
8441201000	Machine for making bags,sacks/envelopeselectrically operated	21 115	313 458	46 328	3 179 984
8441202000	Machine for making bags,sacks/envelopesnot electrically operatec	0	4 580	0	68 872
8441301000	Elect mach oth than by moulding for make cartons,boxes,cases,tul	290 283	1 105 000	2 785 748	10 955 505
8441302000	Not elect mach oth than by moulding formake cartons,boxes,cases	430	3 840	1 720	15 778
8441401000	Machines for moulding articles in paperpulp,paper/paperboard,ek	385 170	808 316	1 003 211	9 722 102
8441402000	Machines for moulding articles in paperpulp, paper/paperboard, n	1 089	8 592	2 337	92 435
8441801000	Oth machinery for making up paper pulp,paper/paperboard,electr	166 228	2 436 631	2 588 817	45 870 909
8441802000	Oth machinery for making up paper pulp,paper/paperboard,not el	19 833	73 883	83 752	484 996
8441901000	Part of machin for mak up paper pulp,paper/paperboar,cutting ma	208 699	691 866	1 271 098	8 507 562

## I.3. IMPOR MENURUT KOMODITI / IMPORT BY HS COMMODITY

\*\*\* JUNI/JUNE 2012 \*\*\*

HS	Uraian Komoditi Commodity Description	Berat Bersih / Net Weight (Kg)		Nilai / Value C.I.F (US\$)	
		Bulan ini Current Month	Kumulatif Cum.Jan. to date	Bulan ini Current Month	Kumulatif Cum.Jan. to date
8441902000	Parts of machin for mak up paper pulp,paper/paperboa,cutting ma	13 397	65 460	116 690	610 980
8442301000	Electric machine,app&equip for preparing/making plates,cylinders	59 374	344 604	1 958 611	7 571 926
8442302000	Non electric machine,app&equ for prepare/making plates,cylinder	10 940	86 861	143 786	1 441 362
8442401000	Parts,of electric machine,app&equip forprepare/making plates,cyl	184 043	558 780	1 308 413	2 937 007
8442402000	Parts, Non electric machine,app&equ forprepare/making plates,cy	2 742	47 974	118 766	1 043 607
8442500000	Plate,cyls&oth.print comp.plates,cyl & lithograph stones,prepared	98 516	555 422	1 044 299	6 382 479
8443110000	Ofset printing machinery, reel-fed	85 969	1 224 413	355 264	11 786 038
8443120000	Ofset printing machinery, sheet - fed,office type (use sheet<22x36	10 651	125 217	15 056	208 377
8443130000	Oth er offset printing machinery	674 809	3 051 566	6 065 402	37 411 179
8443140000	Letterpress printing machine, reel-fed,excluding flexographic print	17 838	204 238	86 575	1 074 016
8443150000	Letterpress printing machine, other than reel fed, excluding flexog	0	90 568	0	313 754
8443160000	Flexographic printing machinery	264 689	990 886	4 006 725	14 547 206
8443170000	Gravure printing machinery	134 121	720 708	881 157	10 207 859
8443190000	Other printing machine use for print bymeans of plates, cylinder&	76 888	278 660	618 687	2 284 553
8443311010	Printer-copier,ink-jet,color,capable ofconnecting to a data machin	604 743	3 871 040	5 125 626	32 648 711
8443311090	Printer-copier,ink-jet proces,no color,capable of connect to data m	3 727	19 595	17 494	288 033
8443312010	Printer-copier,laser proces,color, capable connect to data mach/n	22 156	87 357	921 375	3 758 825
8443312090	Printer-copier,laser proces,no color, capable connect to data mach	146 091	309 888	1 869 712	6 074 058
8443313010	Combination printer-copier-facs machine, color,connect to data m	200 879	689 695	3 563 254	14 267 380
8443313090	Combination printer-copier-facs machine, no color,connect to dat	76 964	252 859	2 424 860	7 615 184
8443319010	Oth mach which perform >= 2 function ofprinting,copying/facsimil	0	2 420	0	233 151
8443319090	Oth mach which perform >= 2 function ofprinting,copying/facsimil	5 481	86 986	411 722	2 109 539
8443321010	Dot matrix printer,color,capable connect to data machine/network	36	47	360	839
8443321090	Dot matrix printer,no color,capable ofconnect to data machine/ne	100 253	767 094	3 342 436	23 018 412
8443322010	Ink-jet printer,color,capable of connect to a data machine/network	628 277	3 031 220	5 921 837	32 371 051
8443322090	Ink-jet printer,no color,capable connect to a data machine/network	7 743	79 124	638 415	4 059 193
8443323010	Laser printer,color,capable of connectto a data machine/network	20 828	176 483	323 929	3 647 191
8443323090	Ink-jet printer,no color,capable connect to a data machine/network	114 255	570 932	1 833 272	7 886 924
8443324000	Facsimile machine capable of connect toa data machine/network	16 962	116 829	317 786	2 163 080
8443325010	Screen printing machinery,color, for the manufacture pcb/pwb,	59	59	2 186	2 186
8443325090	Screen printing machinery,no color, forthe manufacture pcb/pwb,	1 965	7 767	59 746	365 479
8443326000	Plotters	3 739	23 403	14 500	712 702
8443329010	Other printing machine,color,capableconnect to data machine/ne	4 893	22 202	118 165	413 667
8443329090	Other printing machine,no color,capable connect to data machine.	32 142	174 848	846 833	2 812 891
8443391100	Electrostat photocopy,color,by reproduc original image direct ont	0	125	0	1 967
8443391900	Electros Photocopy,no color, by reproduc original image direct ont	269 496	1 296 545	620 218	2 579 984
8443392010	Electrostat photocopy ,color,by reproduc original image in-direct c	0	6 253	0	215 975
8443392090	Electros photocopy ,no color,by reproduc original image in-direct c	285 698	1 532 418	404 393	3 170 406
8443393090	Oth photocopy apparatus incorporating an optical system,no color	0	43 838	0	411 135
8443394010	Ink-jet printer, color, not capable ofconnect to network	391	391	2 375	2 375
8443394090	Ink-jet printer,not color,not capable of connect to network	1	5 742	235	17 458
8443399010	Laser printer , color, not capable ofconnect to network	0	39	0	1 895
8443399090	Laser printer ,not color,not capable of connect to network	2 330	54 107	99 925	1 051 780
8443910000	Part & accessori of print machinery used for print by component o	1 599 520	16 079 646	73 414 529	358 797 191
8443991000	Part & accessori of screen print machi-nerly for manufact of print c	5 038	37 136	221 291	1 151 407
8443992000	Ink-filled printer cartridges	205 942	1 886 868	12 577 444	63 353 290
8443993000	Paper feeders and sorters	3 542	30 082	222 523	1 041 578
8443999000	Oth part & accessori of screen printingmachinery	94 215	1 474 161	3 412 899	29 157 518
8444001000	Mach for extrude,texture/cut man-madetextile material,electric o	114 835	894 859	859 187	9 538 304
8444002000	Mach for extrude,texture/cut man-madetextile material,not electr	0	8 259	0	50 862
8445111000	Carding machines,electrically operated , for preparing textil fibres	177 867	3 735 524	1 268 588	23 157 481
8445121000	Combing machines, electrically operated, for preparing textil fibre:	17 147	482 124	68 071	2 374 022
8445131000	Drawing/roving machines, electricallyoperated, for preparing texti	34 957	3 379 536	161 757	25 702 144
8445191000	Other machines for preparing textilefibres; electrically operated	220 560	862 394	17 047 470	21 696 087
8445192000	Other machines for preparing textilefibres; not electrically operate	20	39 957	5 174	516 845
8445201000	Textile spinning machines; electricallyoperated	2 121 022	8 579 109	10 331 402	47 315 174
8445202000	Textile spinning machines,not electrical operated	0	131	0	3 820
8445301000	Textile doubling/twisting machines;electrically operated	160 057	726 919	777 538	3 474 863
8445401000	Textile winding(including weft-winding)or reeling machin,electric	321 737	2 090 441	5 005 709	37 691 699
8445402000	Textile winding (including weft-winding)or reeling machine,not ele	0	4 721	0	19 758
8445901000	Mach for prepring textile yarns to usedweaving/knitting/stich bon	69 541	382 150	278 140	4 153 384
8445902000	Mach for prepring textile yarns to usedweaving/knitt/stich bond,n	0	13 215	0	119 963
8446101000	Machines for weaving fabricsof a width ? 30 cm, electric operated	14 187	203 376	95 513	996 080
8446210000	Power looms	111 850	491 823	304 619	3 309 658
8446290000	Machines for weaving fabricsof a width >30 cm,shuttle type	510 873	3 592 139	3 249 038	19 557 114
8446300000	Machines for weaving fabricsof a width >30 cm, shuttleless type	642 069	5 767 864	5 196 619	42 863 254
8447111000	Circular knitting mach,cylinderdiamtr ? 165 mm, electrically opera	148 196	635 479	2 427 397	7 563 199
8447112000	Circular knitting mach,cylinderdiamtr ? 165 mm,not electric opera	38 070	80 190	1 046 879	2 113 315
8447121000	Circular knitting mach,cylinderdiamtr >165 mm, electrically operat	106 042	921 877	1 186 920	9 798 793
8447201000	Flat knitting & stitch bonding machine,electrically operated	249 124	1 258 394	1 920 394	19 572 295
8447202000	Flat knitting & stitch bonding machine,not electrically operated	15 975	78 936	41 294	228 100

I.3. IMPOR MENURUT KOMODITI / IMPORT BY HS COMMODITY

\*\*\* JUNI/JUNE 2012 \*\*\*

HS	Uraian Komoditi Commodity Description	Berat Bersih / Net Weight (Kg)		Nilai / Value C.I.F (US\$)	
		Bulan ini Current Month	Kumulatif Cum.Jan. to date	Bulan ini Current Month	Kumulatif Cum.Jan. to date
8447901000	Machines for making gimped yarn,tulle,lace&mach for tufting,elec	298 101	2 162 591	2 592 846	14 804 050
8447902000	Machines for making gimped yarn,tulle,lace&mach for tufting,not	23 838	111 036	41 103	529 474
8448111000	Dobbies & jacquards, card reducing,copying,puching/ass mach, ele	135 557	371 825	1 296 874	5 035 856
8448112000	Dobbies & jacquards, card reducing,copying,puching/ass mach,not	760	3 152	895	8 885
8448191000	Auxiliary mach for use extruding/preparetextile/weave/knitt, elec	24 176	479 396	398 598	6 076 056
8448192000	Auxiliary mach for use extruding/preparetextile/weave/knitt, not e	2 120	17 083	11 839	201 465
8448200000	Parts&accessories of machines for extrud/their auxiliary machiner	140 881	793 190	1 322 018	9 338 362
8448310000	Card clothing	41 455	217 200	795 839	3 195 248
8448320000	Parts & access of mach for preparingtextile fibres,other than card	2 267	146 059	132 880	1 377 220
8448330000	Spindles, spindle flyers,spinning rings,and ring travellers	34 864	343 652	677 305	4 759 856
8448390000	Oth parts & access of mach of preparingtextile fibres/their auxiliar	354 510	1 579 633	4 155 121	22 602 618
8448420000	Reeds for looms, healds & heald-frames	17 116	57 587	483 387	1 745 647
8448491000	Shuttles,elect operated mach,use withmachines for extruding & kr	5 001	165 829	95 276	1 142 179
8448499100	Oth parts&access, elect operated,use withmachines for extruding &	62 775	245 495	711 110	3 245 806
8448499200	Parts&accs of non-elect operated, usemachines for extruding & kn	4 081	22 329	264 782	986 089
8448510000	Sinkers, needles&other articles used informing stitches	24 209	109 964	606 571	5 809 673
8448590000	Othe parts&accessories of mach forknitting/their auxiliary machin	201 370	431 591	2 766 849	4 437 078
8449001000	Mach for the manufacture/finishingof felt/nonwovens,electrically	28 230	171 527	229 314	1 735 407
8450111000	Household/laundry-type washing machines;fully-automatic mach;	139 354	755 188	469 927	3 242 808
8450119000	Household/laundry-type wash machines;fully- automatic machine	1 804 288	11 282 263	7 679 231	49 619 433
8450120010	Household/laundry-type wash machines;built-in centrifugal drier,c	136 748	970 283	709 874	4 520 668
8450120020	Household/laundry-type wash machines;built- in centrifugal drier,	905 052	5 562 432	3 332 881	20 896 535
8450191010	Other household/laundry-type wash machindry linen capacity ? 6 l	0	4 320	0	9 052
8450191020	Other household/laundry-type wash machindry linen capacity > 6 l	0	36	0	670
8450199020	Other household/laundry-type wash machindry linen capacity > 6 l	3 330	6 847	10 901	22 385
8450200000	Household/laundry-type washing machines;a dry linen capacity >1	209 656	1 207 780	1 152 781	7 101 551
8450901000	Parts of mach of dry linen capacity > 10 kg	31 410	138 877	32 798	235 190
8450902000	Parts of mach of dry linen, full auto,with built-in centrifugal drier,ca	497 204	2 944 460	1 715 674	10 002 285
8451100000	Dry-cleaning machines	17 042	196 864	86 224	975 546
8451210000	Drying machines,each of a dry linencapacity not exceeding 10 kg	33 216	160 973	141 312	761 328
8451290000	Drying machines,each of a dry linencapacity exceeding 10 kg	201 310	1 375 411	1 496 558	8 278 576
8451301000	Ironing machines and presses(including fusing presses)	2 365	55 681	23 877	487 553
8451309000	Ironing machines and presses(including fusing presses)	26 100	183 529	171 447	2 243 627
8451400000	Washing, bleaching/dyeing machines	214 324	1 423 179	2 139 422	15 309 889
8451500000	Mach. for reeling,unreeling,folding,cutting/pinking textile fabrics	36 947	339 016	271 791	2 835 587
8451800010	Other machinery exclude washing machfor laundry ; for domestic	16 864	28 565	69 818	251 632
8451800090	Other machinery exclude washing machfor laundry ; for domestic	446 506	1 890 487	5 233 485	17 138 597
8451901100	Parts of drying machines witha dry linen capacity ? 10 kg	59	1 337	1 398	32 733
8451901900	Parts of drying machines witha dry linen capacity ? 10 kg	77 727	80 132	572 342	671 695
8451909000	Parts of drying machines witha dry linen capacity > 10 kg	21 725	387 686	578 182	3 736 919
8452100000	Sewing machines of the household type	131 425	950 515	625 571	3 491 346
8452210000	Sewing machines;automatic units	194 185	1 361 062	1 957 871	12 444 785
8452290000	Sewing machines;not automatic units	409 739	2 164 081	2 643 337	22 036 133
8452300000	Sewing machine needles	1 516	153 286	19 591	533 531
8452901100	Arm,bed,stand,flywheel,belt guard;pedals of sewing mach of hous	35 951	178 804	36 898	474 103
8452901200	Furniture, bases and covers for sewingmachines and parts there of	4 390	93 375	88 109	276 847
8452901900	Oth part of sewing mach of machineryof sewing machines of hous	29 947	355 281	167 284	1 601 409
8452909110	Arms beds,foot & pedals of mach excludeof sewing machines of hc	7 236	9 220	54 766	80 310
8452909190	Other parts of sewing mach of machineryof sewing machines of hc	10 903	23 854	36 866	303 561
8452909200	Furniture, bases and covers for sewingmachines and parts thereof	18 188	81 425	87 320	444 224
8452909900	Other parts of sewing mach of machineryexclude sewing mach of l	322 185	1 654 445	777 522	4 245 297
8453101000	Machinery for prepare,tanning/work hides, skins/leather, elect op	53 842	683 240	259 326	7 679 161
8453102000	Machinery for prepare,tanning/work hides, skins/leather, not elec	1 298	1 494	3 828	7 830
8453201000	Machinery for making/repairing footwear,electrically operated	344 455	2 034 109	2 718 566	16 886 164
8453202000	Machinery for making/repairing footwear,not electrically operatec	12 211	91 613	37 678	987 964
8453801000	Other Mach for make/repaire footwear,notsewing machine,electr	121 418	1 350 842	1 296 651	11 233 321
8453802000	Other Mach for make/repaire footwear,notsewing machine,not el	4 760	16 467	10 401	167 874
8453900000	Parts of machinery for preparing,tanningworking hides, skins, leat	23 330	335 512	465 381	3 615 872
8454100000	Converters	990 120	1 366 007	1 647 492	2 491 973
8454200000	Ingot moulds and ladles	76 576	700 027	2 418 959	13 861 171
8454300000	Casting machines	223 333	1 598 399	2 187 054	18 569 760
8454900000	Parts of converter, ladles, ingot moulds, casting mach for metellur	433 340	3 622 959	2 727 581	27 937 112
8455100000	Tube mills	12	86 510	8 788	3 161 040
8455210000	Rolling mills,hot/combination hot & cold	63 952	1 279 914	211 058	3 299 523
8455220000	Rolling mills, cold	72 352	259 527	466 859	1 370 704
8455300000	Rolls for rolling mills	277 858	2 820 293	1 467 610	14 462 485
8455900000	Other parts of metal-rolling millsand rolls therefor.	492 407	3 961 938	1 538 851	19 084 867
8456100000	Mach tool for work any material byremoval material,operat by las	36 100	194 300	1 053 424	5 078 014
8456200000	Machines tool for work any material byremoval material,operat by	2 896	16 793	275 046	688 674
8456300000	Machines tool for work any material byremoval material,electro-d	79 222	374 119	1 133 146	6 435 295
8456901000	Mach tool for mnfact of printed circuit,numerical control,by plasm	11 441	52 620	172 767	986 193

## I.3. IMPOR MENURUT KOMODITI / IMPORT BY HS COMMODITY

\*\*\* JUNI/JUNE 2012 \*\*\*

HS	Uraian Komoditi Commodity Description	Berat Bersih / Net Weight (Kg)		Nilai / Value C.I.F (US\$)	
		Bulan ini Current Month	Kumulatif Cum.Jan. to date	Bulan ini Current Month	Kumulatif Cum.Jan. to date
8456902000	Wet proces equip for the application byimmersion of electrochem	0	1 726	0	24 261
8456909000	Oth mach tool for work any materialby other operating processes	39 281	154 691	376 375	3 311 296
8457100000	Machining centres	659 195	3 397 442	13 027 201	54 441 229
8457200000	Unit construction machines(single-station)	8 250	201 408	75 462	3 456 088
8457300000	Multi-station transfer machines	128	40 226	4 594	1 033 679
8458110000	Horizontal lathes, for removing metalnumerically controlled	349 811	1 940 488	7 022 715	46 139 679
8458191000	Horizontal lathes, for remove metal,bed-spidle ctr not excd? 300r	53 193	436 401	170 979	4 018 466
8458199000	Horizontal lathes, for remove metal, bed-spidle cntrl not excd>300r	318 752	2 135 534	1 722 681	12 734 337
8458910000	Other lathes,for removing metalnumerically controlled	74 615	319 553	857 318	4 184 315
8458991000	Oth lathes,for remove metal,not numericntrl,spidle ctr-bed not e	19 086	69 053	39 036	262 761
8458999000	Oth lathes,for remove metal,not numericctrl, spidle cetnre-bed no	282 974	1 535 907	3 013 344	10 303 077
8459101000	Way-type unit head machines,electrically operated	60 980	363 316	1 506 477	6 357 187
8459102000	Way-type unit head machines,not electrically operated	5	27 066	262	249 304
8459210000	Drilling machines,numerically controlled	75 114	355 296	1 665 810	9 357 100
8459291000	Drilling machines,electrically operated	161 080	954 357	348 197	3 900 033
8459292000	Drilling machines, not electricallyoperated	390	25 012	2 526	155 946
8459310000	Boring-milling machines, not horizontallathes,numerically controll	10 410	74 822	106 935	904 798
8459391000	Boring-milling machines,electricallyoperated, not horizontal lathes	48 123	298 666	268 085	1 485 029
8459392000	Boring-milling machines, not electricaloperated not horizontal latr	19 440	50 979	145 807	311 847
8459401000	Boring machines, electrically operated	62 873	761 712	671 856	12 311 832
8459402000	Boring machines, not electrical operated	4 200	29 118	34 165	263 731
8459510000	Milling machines, knee-type, numericallycontrolled	0	2 776	0	24 487
8459591000	Milling machines, knee-type,electrically operated	45 863	255 918	175 067	830 545
8459592000	Milling machines, knee-type,not electrically operated	21 925	46 268	37 391	121 049
8459610000	Other milling machines, numericallycontrolled	23 519	96 028	157 400	1 093 213
8459691000	Other milling machines, electricallyoperated	178 912	642 899	760 898	4 576 188
8459692000	Other milling machines, not electricallyoperated	0	39 333	0	486 433
8459701000	Other threading/tapping machines,electrically operated	11 758	215 435	194 693	3 451 657
8459702000	Other threading/tapping machines,not electrically operated	661	32 878	9 557	139 226
8460110000	Flat-surface grinding mach,an accur of at least 0.01 mm,numeric cc	65 148	155 805	3 777 841	5 799 736
8460191000	Other flat-surface grinding mach,anaccur at least 0.01 mm, elect o	66 895	526 332	436 373	8 065 736
8460192000	Oth flat-surface grinding mach,an accurat least 0.01 mm, not elect	2 085	48 687	24 945	377 536
8460210000	Other grinding mach,an accuracy of atleast 0.01 mm,numerically c	16 224	351 946	625 994	15 628 492
8460291000	Other grinding mach,an accuracy of atleast 0.01 mm, electrically o	143 380	604 381	1 536 977	5 306 719
8460292000	Other grinding mach,an accur at least0.01 mm, not electric operat	14 139	166 341	40 810	661 562
8460311000	Machine tools, numeric controlled, forsharpen carbide diamet ? 3.	14 885	123 403	131 423	1 619 021
8460319000	Oth sharpening (tool/cutter grinding)machines,numerically contro	608	27 456	38 475	647 457
8460391000	Oth sharpening (tool/cutter grinding)machines, electrically operat	110 267	210 222	284 901	1 398 991
8460392000	Oth sharpening (tool/cutter grinding)machines, not electrically op	846	10 000	1 122	88 173
8460401000	Honing/lapping machines,electrically operated	8 633	86 843	163 353	2 843 436
8460402000	Honing/lapping machines,not electrically operated	0	30 021	0	316 351
8460901000	Other machine-tools for deburring,abrasives/ polishing products, e	50 500	256 255	590 191	2 300 304
8460902000	Other mach-tools for deburring,abrasives/polishing products, not i	13 519	71 610	64 789	533 142
8461201000	Shaping/slotting machines,electricallyoperated	103 226	422 696	2 794 102	5 042 115
8461202000	Shaping/slotting mach,not electricallyoperated	625	42 355	9 613	209 876
8461301000	Broaching mach,electrically operated	81 464	187 500	5 250 790	7 008 204
8461302000	Broaching mach,not electric operated	0	761	0	4 008
8461401000	Gear cutting,gear grinding/gearfinishing mach electric operated	55 942	251 910	2 661 952	9 352 337
8461402000	Gear cutting,gear grinding/gearfinishing mach not electric operate	266	12 167	3 693	283 365
8461501000	Sawing/cutting-off machines,electrically operated	141 179	1 010 135	975 242	8 328 100
8461502000	Sawing/cutting-off machines,not electrically operated	38 535	177 718	292 992	1 163 085
8461901100	Planing machines,electric operated	121	15 317	335	158 037
8461901900	Other planing machines,electric operated	23 305	257 810	495 274	2 439 431
8461909100	Other planing machines,not electricoperated	0	22 446	0	54 691
8461909900	Other mach-tool work by removing metalor cerments, not electric	33 273	214 053	1 258 668	1 790 651
8462101000	Forging/die-stamping machines (incl pres& hammers, electric ope	1 375 175	10 225 076	17 624 788	95 830 098
8462102000	Forging/die-stamping machines (incl pres&hammers,not electric o	4 739	289 523	13 960	3 222 526
8462210000	Bend,fold,straighten/flattening machine(includ pres),numeric cont	139 826	634 068	1 470 259	9 972 172
8462291000	Bend,fold,straighten/flattening machine(incl pres),unnumeric cntr	477 930	2 713 197	1 918 724	11 104 404
8462292000	Bend,fold,straighten/flattnng mach(incl pres),unnumeric cntrl,nt e	25 442	240 752	289 781	1 381 220
8462310000	Shearing machine (incl press),oth thancombine punching mach,nu	22 600	165 684	112 723	1 743 865
8462391000	Shearing mach (incl press),oth than binepunching mach,numeric ci	326 787	2 949 193	2 813 741	21 658 406
8462392000	Shearing mach (incl press),oth than binepunch mach,not electric o	25 369	118 900	57 770	359 356
8462410000	Punching/notching mach,incl comb punch &shearing mach,numer	8 402	493 161	297 473	6 945 597
8462491000	Punching/notching mach,incl comb punch &shearing mach,not nu	265 225	752 187	1 981 334	6 801 837
8462492000	Punching/notching mach,incl comb punch &shear mach,not numri	4 515	17 018	10 603	190 402
8462910000	Hydraulic presses	438 911	1 914 177	2 030 932	10 639 450
8462991000	Mach for manufac of boxes,cans & similarcontain of tin plate, elec	99 513	336 927	1 237 053	2 853 405
8462992000	Mach for manufac of boxes,cans containtin plate,not electrically o	19 049	26 801	59 255	85 673
8462995000	Oth machine for working metal by forging,hamming,electrically op	413 710	3 495 984	2 978 846	18 500 733
8462996000	Oth machine for working metal by forging,hamming,not electricall	56 231	177 033	113 260	1 144 617



I.3. IMPOR MENURUT KOMODITI / IMPORT BY HS COMMODITY

\*\*\* JUNI/JUNE 2012 \*\*\*

HS	Uraian Komoditi Commodity Description	Berat Bersih / Net Weight (Kg)		Nilai / Value C.I.F (US\$)	
		Bulan ini Current Month	Kumulatif Cum.Jan. to date	Bulan ini Current Month	Kumulatif Cum.Jan. to date
8463101000	Draw-benches for bars,tube,profile,wire,or the like, electrically op	94 171	762 640	424 584	3 096 637
8463102000	Draw-benches for bars,tube,profile,wire,or the like, not electrically	72	48 181	1 783	242 969
8463201000	Thread rolling machines, electricallyoperated	719 650	1 025 971	1 607 935	3 727 302
8463202000	Thread rolling machines,not electricallyoperated	0	197 953	0	343 880
8463301000	Machines for working wire,electricallyoperated	146 619	1 373 369	1 594 470	13 259 713
8463302000	Machines for working wire,not electrically operated	10 203	73 935	27 146	607 199
8463901000	Oth mach tool for work metal/cerments,without remove material,	217 773	965 481	1 512 975	6 203 012
8463902000	Oth mach tool for work metal/cerments,without remove material,	8	42 309	135	266 242
8464101000	Sawing machines, electrically operated	67 435	187 662	234 639	601 248
8464102000	Sawing machines,not electrical operated	197	4 058	1 265	28 437
8464201000	Grinding/polishing machines,electrically operated	21 386	978 779	121 843	2 951 752
8464202000	Grinding/polishing machines,not electrically operated	2 295	23 263	6 524	58 720
8464901000	Oth mach tool for work stone,ceramics/like mineral material,elect	162 318	2 179 547	461 746	8 900 733
8464902000	Oth mach tool for work stone,ceramics/like mineral material,not e	9 571	268 642	30 908	2 516 472
8465100000	Mach, can carryout diffrnt type oprationwithout tool charge for su	71 830	469 005	309 394	1 802 192
8465911000	Sawing machines for scoring PCB/ PWB's electrically operated	743	33 708	7 298	96 842
8465912000	Other sawing mach for scoring PCB/ PWB's, electrically operated	132 118	830 766	455 288	3 529 658
8465919000	Other sawing mach for scoring PCB/ PWB's, not electrically operat	41 164	321 815	402 423	2 835 872
8465921000	Mach tools for routing PCB/PWB'ssubstrates,shank dmtr ? 3.175 n	1 648	33 165	22 820	264 136
8465922000	Oth planing,milling/moulding(by cutting) mach,electrically operate	166 179	711 447	718 758	3 400 250
8465929000	Oth planing,milling/moulding(by cutting)machines,not electric ope	46 342	292 990	326 069	1 700 432
8465931000	Grinding, sanding/polishing machines,electrically operated	70 209	547 925	1 247 824	9 575 697
8465932000	Grinding, sanding/polishing machines,not electrically operated	732	20 003	2 958	66 726
8465941000	Bending/assembling machines,electrically operated	24 007	167 720	541 372	2 183 554
8465942000	Bending/assembling machines,not electrically operated	0	4 255	0	190 965
8465951000	Drilling mach for manufac PCB/PWB's ,with a spindle speed > 50.0	826	40 483	3 946	289 955
8465953000	Other drilling/morticing machines,electrically operated	45 947	280 903	207 076	895 401
8465959000	Other drilling/morticing machines,not electrically operated	18 547	109 328	278 966	715 446
8465961000	Splitting, slicing/paring machines,electrically operated	130 386	705 591	567 388	4 365 037
8465962000	Splitting, slicing/paring machines,not electrically operated	4 617	7 112	40 511	72 574
8465993000	Other machine tools, lathes,electrically operated	28 644	279 695	338 028	2 408 950
8465994000	Other machine tools, lathes,not eletrically operated	3 651	22 732	1 118	133 761
8465995000	Mach for deburring surfaces ofPCB/PWB's, for scoring laminati pre	4 610	55 441	49 911	314 311
8465996000	Other mach-tools for nailing,stapling,glueing/otherwise assemb,el	99 593	602 790	415 335	3 269 699
8465999000	Other mach-tools for nailing,stapling,glueing/otherwise assemb,nc	80 547	399 539	1 330 950	3 031 253
8466101000	Tool hold.self-open dieheadsfor 8456.90,8460.31,8465.91,8465.92	8 950	107 614	182 884	1 295 145
8466109000	Oth tool holders & self-opening dieheads	77 773	362 756	2 173 793	10 337 847
8466201000	Work holders for sub 8456.99, 8460.31,8465.91, 8465.92, 8465.95	3 601	17 279	104 407	588 530
8466209000	Oth work holders for other machine tools	58 995	353 739	1 995 948	10 785 231
8466301000	Dividing h,special attachm 8456.99,8460.31,8465.91,8465.92,846	151	15 936	5 985	441 083
8466309000	Dividing h,not for attachm sub 8456.99,8460.31,8465.91,8465.92	20 875	163 752	514 008	3 371 652
8466910000	Parts&aces suitable for machineof heading 84.64-84.65	277 422	745 869	590 336	2 798 718
8466921000	Parts&aces suitabl for mach 8465. 91.10,8465.92.10,8465.95.10,	2 718	55 139	6 101	1 177 282
8466929000	Parts & acces suitable for machof otherheading 84.65	51 657	467 669	906 378	5 764 157
8466932000	Parts&aces suitabl for mach 8456. 99.20,8456.99.30,8456.99.40&	446	5 431	2 488	223 391
8466939000	Parts&aces suitable for mach of otherheadings 84.56 to 84.61	422 220	1 069 924	3 718 905	20 013 303
8466940000	Oth parts & acces suitable for machinesother headings 84.56 to 84	252 928	1 246 218	3 745 483	23 748 932
8467110000	Tool for work in the hand,pneumatic,rotary type (incl rotary percu	34 832	131 526	823 510	4 752 055
8467190000	Tool for working in the hand,pneumatic,in other type	35 528	205 812	249 428	1 867 380
8467210000	Drills of all kinds with self containedelectric motor	303 782	1 600 309	871 432	5 612 085
8467220000	Saws with self contained electric motor	123 769	571 188	316 632	1 959 587
8467290000	Oth tool for working in the hand,with self-contained electric moto	1 091 534	5 053 775	2 611 664	14 720 741
8467810000	Chain saws	243 177	1 151 530	726 812	3 987 428
8467890000	Oth tool for working in the hand,with self-contained non-electric r	41 158	293 518	173 370	2 895 637
8467911000	Part of chain saw,of elect-mechanic forwork in hand,self-cont. elec	12 671	35 282	36 698	104 753
8467919000	Part of chain saw,of elect-mechanic forwork in hand,self-cont. nor	216 794	1 320 737	346 057	2 297 341
8467920000	Parts of pneumatic tools	8 453	62 929	60 612	509 583
8467991000	Part of hydraulic tool,of goodswith self-contained electric motor	31 766	204 653	65 104	623 799
8467999000	Part of hydraulic tool,of goodsnot with self-contained electric mot	147 383	632 540	425 400	1 997 365
8468100000	Hand-held blow pipes	3 482	12 764	13 852	54 091
8468201000	Hand-operated gas welding, brazing/cutting appliances for metal	91 643	296 435	253 661	924 959
8468209000	Other gas-operated machinery & apparatus	51 789	360 974	458 517	2 446 988
8468800000	Other machinery and apparatus	29 940	492 451	554 089	2 528 401
8468901000	Parts of goods of hand-held blow pipes	34 978	148 404	99 664	666 206
8468902000	Parts of goods of hand-operat gas weldbrazing/cutting appliances	3 961	39 778	54 417	356 757
8468909000	Oth parts of not hand blow pipe/oprtedgas welding, braze/cut appl	121 790	449 242	585 413	4 950 073
8469001000	Word processing machines	117	8 067	12 121	81 495
8469009010	Automatic typewriters	3 846	13 274	54 227	190 691
8469009090	Non automatic typewrites	2 599	27 635	51 159	216 843
8470100000	Electronic calculators capable of operwithout an extrnl source elect	84 784	707 498	367 400	3 283 533
8470210000	Electronic calculating machinesincorporating a printing device	4	3 004	20	162 998

I.3. IMPOR MENURUT KOMODITI / IMPORT BY HS COMMODITY

\*\*\* JUNI/JUNE 2012 \*\*\*

HS	Uraian Komoditi Commodity Description	Berat Bersih / Net Weight (Kg)		Nilai / Value C.I.F (US\$)	
		Bulan ini Current Month	Kumulatif Cum.Jan. to date	Bulan ini Current Month	Kumulatif Cum.Jan. to date
8470290000	Other electronic calculating machines	32 524	107 155	257 451	1 058 101
8470300000	Other calculating machines	119 706	699 699	290 488	2 567 178
8470500000	Cash registers	46 794	280 568	2 244 854	11 474 339
8470901000	Postage-franking machines	0	7 775	0	54 158
8470902000	Accounting machines	0	3 376	0	9 784
8470909000	Mach for pocket-size data record, reprod,display mach with calcul	0	2 940	0	44 594
8471301000	Palmtop &personal digital assistants(PDAs)	24 056	85 691	3 020 555	16 279 292
8471302000	Laptops incl notebooks and subnotebooks	1 529 369	6 662 307	128 820 932	540 762 273
8471309000	Oth portable digital automatic dataproc mach,weigh not more than	75 495	267 471	24 270 706	85 721 874
8471411000	Personal computers excluding portable	226 626	1 007 665	8 239 988	27 907 293
8471419000	Other digital automatic data processingmachines	40 091	472 110	1 564 400	23 072 048
8471491000	Processing units for personal &portabcomputers,presented in form	90 360	965 481	5 792 047	50 915 928
8471499000	Other digital automatic data proces mach,present in form of syste	124 124	507 962	4 173 857	20 604 906
8471501000	Process units for personal & portab comp,other automatic data pr	229 628	1 566 128	19 000 670	99 833 859
8471509000	Other digital automatic data proces mach,other automatic data pr	302 800	1 652 742	9 631 528	61 059 078
8471603000	Computer keyboards	137 146	720 902	822 029	4 302 682
8471604000	X-y coordinate input devices,includingmouse,light pens,joystick,tra	247 572	1 112 104	1 277 957	8 161 583
8471609000	Other mach input/output units,whether/not contain storg units sa	59 828	591 872	1 593 305	23 631 407
8471701000	Floppy disk drives	4 821	16 009	31 910	179 464
8471702000	Hard disk drives	444 946	2 189 899	10 076 442	62 584 120
8471703000	Tape drives	1 739	11 544	299 734	1 356 737
8471704000	Optical disk drives,including cd-romdrives,dvd drives & cd-r drives	105 817	972 603	2 956 357	29 587 251
8471705000	Proprietary fmat strge device incldmedia therefor fr automat dt pr	16 151	126 936	3 101 114	16 032 907
8471709100	Automatic backup systems	783	9 127	149 504	617 758
8471709900	Other storage units of digital automaticdata processing machines	48 449	285 828	1 495 567	12 030 389
8471801000	Control and adaptor units	73 297	368 773	769 147	4 465 759
8471807000	Sound card and video cards	23 274	205 966	270 134	2 805 832
8471809000	Other units of automatic data processingmachines	99 909	606 014	1 858 102	16 975 012
8471901000	Bar code readers	2 432	16 144	674 792	826 407
8471902000	Optical character readers,document/image scanners	34 549	244 644	1 427 978	7 872 347
8471909000	Other automatic data processing machines& units thereof	253 223	1 547 171	3 342 339	31 792 718
8472101000	Duplicating machines, electric operated	1 261	12 833	5 113	133 877
8472102000	Duplicating machines, not electricallyoperated	2 106	2 652	7 750	13 439
8472301000	Machines for sorting/folding mail/for inserting mail in envelopes,e	8 336	38 449	412 293	446 251
8472302000	Machines for sorting/folding mail/for inserting mail in envelops,nc	2	190	3 974	4 611
8472901000	Automatic teller machines	248 367	4 985 565	3 954 360	53 024 067
8472902000	Electronic fingerprint identificationsystems	11 189	48 070	104 823	1 450 721
8472903000	Other office machines,electrically operated	108 797	444 360	1 372 660	5 120 194
8472909000	Other office machines,not electrically operated	42 035	130 206	116 174	473 721
8473101000	Printed circuit assembliesfor word- processing machines	105	698	457	4 351
8473109000	Other parts & acces of the mach oftypewriter not printer/word pr	2 067	25 516	151 592	2 111 258
8473210000	Parts & accs of elect calculating; with/without extrnal sources & pr	1 917	11 821	77 436	619 011
8473290000	Other parts & acces of the machine ofcalculating, reproducing, di	10 152	43 893	226 699	970 305
8473301000	Assembled printed circuit boards	345 842	1 713 613	22 927 928	61 247 217
8473309000	Other parts & acces of the machines ofautomatic data processing	730 122	4 149 753	14 046 552	67 012 090
8473401100	Parts including printed circuit assembfor automatic teller machine	169	7 665	59 927	824 074
8473401900	Other parts&access of the mach of othoffice machine,for elect opr	54 847	442 632	485 845	2 415 216
8473402000	Other parts&access of the mach of othoffice machine,for non elec	218	5 133	4 491	42 067
8473501100	Parts&access suitable for use with machauto data procc mach & u	7 071	196 476	117 187	1 610 314
8473501900	Part&acc suitabl for use mach typewriternot printers&oth office r	6 825	41 622	20 583	246 168
8473502000	Part&acc suitabl for use mach typewriternot print&oth office macl	62	62	252	252
8474101000	Sorting,screening,separating/washingmachines, electrically operat	586 294	2 852 719	3 388 733	14 962 396
8474102000	Sorting,screening,separating/washingmachines, not electrically op	20 438	427 016	59 677	1 161 174
8474201100	Crushing/grinding machines for stoneelectrically operated	1 507 454	8 277 402	3 967 428	21 609 183
8474201900	Crushing/grinding mach for earth,oresoth mineral substances,elect	600 045	3 652 030	7 164 329	31 551 673
8474202100	Crushing/grinding mach for stonenot electrically operated	58 430	187 649	49 800	341 279
8474202900	Crushing/grinding mach for earth,oresoth mineral substances,not e	35 811	410 687	67 623	1 819 444
8474311000	Concrete/mortar mixers, electricallyoperated	437 216	2 351 071	1 098 388	6 327 473
8474312000	Concrete/mortar mixers, not electricallyoperated	39 480	445 678	119 730	759 039
8474321100	Mach for mixing mineral substances withbitumen,output cap ? 80	396 350	1 563 953	709 350	2 724 412
8474321900	Mach for mixing mineral substances withbitumen,output cap > 80	159 060	1 577 752	285 202	3 644 865
8474322900	Mach for mix mineral substnc with bitumen,output cap >80 t/h,noi	69 549	619 409	82 190	899 151
8474391000	Other mixing/kneading machineselectrically operated	144 434	1 144 141	1 451 527	8 365 252
8474392000	Other mixing/kneading machinesnot electrically operated	44	18 401	823	462 598
8474801000	Mach for agglomerating,shaping/mouldsolid mineral fuels,electric	784 978	5 086 406	3 352 193	29 224 007
8474802000	Mach for agglomerating,shaping/mouldsolid mineral fuels,not elec	223 213	519 407	675 372	1 437 260
8474901000	Parts of mach for sort,creen,separate,wash,crush,grinding&mixing	1 177 718	7 633 773	7 152 737	56 069 068
8474902000	Parts of mach for sort,creen,separate,wash,crush,grinding&mix,nc	99 391	672 065	525 773	5 592 960
8475101000	Mach for assembl electric/electronicclamps tubes/valves,electric o	10 410	125 799	211 994	5 042 391
8475102000	Mach for assembl electric/electronicclamps tubes/valves,not elect.	0	827	0	36 571
8475210000	Machines for making optical fibres andpreforms thereof	0	6	0	765

I.3. IMPOR MENURUT KOMODITI / IMPORT BY HS COMMODITY

\*\*\* JUNI/JUNE 2012 \*\*\*

HS	Uraian Komoditi Commodity Description	Berat Bersih / Net Weight (Kg)		Nilai / Value C.I.F (US\$)	
		Bulan ini Current Month	Kumulatif Cum.Jan. to date	Bulan ini Current Month	Kumulatif Cum.Jan. to date
8475290000	Other machines for manufacturing/hot working glass/glassware	93 396	204 313	349 157	2 695 129
8475901000	Part of mach for assmb/mfg elect/elctnrhot work glassware,elect	37 420	133 314	1 651 105	4 332 377
8475902000	Part of mach for assmb/mfg elect/elctnrhot work glassware,not e	10 215	24 807	81 852	1 256 618
8476210000	Automatic beverage-vending machin,incorporating heating/refrig	895	6 607	5 656	154 072
8476290000	Other automatic beverage-vendingmachines	0	419	0	5 144
8476810000	Other automatic goods-vending mach,incorporating heating/refrig	0	66	0	885
8476890000	Other automatic goods-vending mach,without heating/refrigerati	495	18 207	6 059	212 559
8476900000	Parts of automatic goods-vend machincorpor heating/refrigeratin	61 763	393 954	952 263	8 096 199
8477101000	Injection-moulding machines for mouldingrubber	1 351 404	7 989 278	7 400 898	54 933 486
8477103100	P.v.c. injection moulding machine	1 938 948	9 762 274	11 322 507	68 636 762
8477103900	Other injection-moulding machinesfor moulding plastics	312 220	1 723 118	2 707 576	12 127 182
8477201000	Extruders for extruding rubber	75 583	902 025	1 238 201	21 508 193
8477202000	Extruders for extruding plastics	700 213	3 483 555	16 026 709	42 456 890
8477300000	Blow moulding machines	327 089	2 581 642	7 060 080	45 209 705
8477401000	Vacuum moulding & other thermo formingfor moulding/forming r	160 402	1 764 345	933 350	16 987 592
8477402000	Vacuum moulding & other thermo formingfor moulding/forming p	317 661	1 278 463	4 878 305	22 695 674
8477510000	Mach for mould/retread pneunt tyres,for mould/othwise forming	50 861	487 821	486 520	11 470 217
8477591000	Other machine for moulding/otherwiseforming for rubber	328 023	1 278 425	2 830 416	7 097 954
8477592000	Other machine for moulding/otherwiseforming for plastics	82 417	549 169	1 880 186	7 034 355
8477801000	Other machinery for working rubber/rubber products, electrically	875 803	6 348 374	6 518 007	71 980 067
8477802000	Other machinery for working rubber/rubber products, not electric	111 640	997 119	1 856 357	16 618 294
8477803100	Lamination presses for the manufactof PCB/PWBs	27 211	210 071	95 669	1 368 995
8477803900	Other machinery for rubber or plastics,electrically operated	368 531	1 918 355	10 339 690	42 604 689
8477804000	Other machinery for working rubber/plastic products, not elect op	46 862	273 356	435 279	4 599 554
8477901000	Parts of electrically operatd mach forworking rubber/products froi	386 360	2 684 097	5 021 645	41 137 918
8477902000	Part of nonelectric opratd mach forworking rubb/fr the manuf pro	95 797	672 737	2 535 257	18 136 637
8477903200	Pars of lamination pressesfor the manufc of PCB/PWBs	8 964	24 540	116 849	793 191
8477903900	Oth Parts not parts of laminationpresses for the manufc of PCB/PV	14 038	85 699	321 949	1 206 209
8477904000	Part of nonelectric opratd mach for workplastic/for the manuft p	51 404	315 339	434 059	3 716 192
8478101000	Machinery for preparing/making uptobacco, electrically operated	175 210	2 924 079	9 463 122	68 237 118
8478901000	Parts of machinery for preparing/makingup tobacco, electrically o	731 301	981 104	1 615 279	24 845 643
8478902000	Parts of machinery for preparing/makingup tobacco, not electrical	1 343	23 734	9 029	203 281
8479101000	Machinery for public works,building/the like electrically operated	570 129	2 062 981	1 751 339	5 966 009
8479102000	Machinery fr public works,building/the like not electrically operat	30 503	183 593	383 606	2 316 048
8479201000	Mach for the extract/preparation ofanimal/fix vegetabl fat/oil, ele	2 252 730	12 701 836	14 774 652	96 562 215
8479202000	Mach for the extract/preparation of animal/fix vegetabl fat/oil,noi	252 040	2 392 793	1 087 685	8 070 595
8479301000	Presses for the manufacture of particleboard electrically operated	21 486	881 020	54 118	2 101 879
8479302000	Presses for the manufacture of particleboard not electrically oper	75	272 138	171	572 745
8479401000	Rope/cable making machines,electrically operated	317 680	866 216	2 512 499	6 687 626
8479402000	Rope/cable making machines,not electrically operated	0	5 473	0	152 069
8479500000	Industrial robots, not elsewherespecified/included	109 929	704 007	8 770 522	41 733 785
8479600000	Evaporative air coolers	186 173	827 568	1 452 241	6 720 016
8479710000	Passenger boarding bridges of kind usein airports	2	31 352	201	164 868
8479790000	Oth passenger boarding bridges	9 558	53 159	606 684	2 405 162
8479811000	Oth mach&mechanical appliance fortreating metal,electrically ope	182 243	948 977	3 094 528	12 289 946
8479812000	Oth mach&mechanical appliance fortreating mtl,non electrically o	471	128 949	33 270	1 240 022
8479821000	Mixing,kneading,crush,grind,screen,sift,homogenis,& emulsift/stir	573 430	3 869 765	9 257 427	54 703 550
8479822000	Mixing,kneading,crush,grind,screen,sift,homogenis,& emulsift/stir	29 256	376 356	668 518	10 067 387
8479892000	Machinery for assembling CPU	46 182	369 390	1 426 131	13 406 395
8479893000	Oth mach for assembling CPU daughterboard in plastic case/housi	288 915	2 571 010	9 265 092	54 255 935
8479894000	Oth mach for assembling CPU daughterboard in plastic case/housi	166 355	696 339	3 204 922	22 501 992
8479902000	Part of goods Oth mach for assemblingCPU daughter plastic case/t	6 835	84 473	650 683	3 150 098
8479903000	Part of oth electrically operatedmachine	567 507	4 222 544	9 485 667	64 000 153
8479904000	Part of nonelectrically operatedmachinery	62 493	627 377	2 068 562	13 402 340
8480100000	Moulding boxes for metal foundry	76 317	351 828	1 469 650	6 328 613
8480200000	Mould bases	230 552	1 849 833	2 361 041	18 014 490
8480301000	Moulding patterns, of copper	15 515	93 619	56 923	1 002 548
8480309000	Moulding patterns, of other material	197 742	1 390 305	2 825 757	15 216 864
8480410000	Moulds for metal/metal carbidesinjectionn or compression types	85 332	665 205	1 361 986	14 254 820
8480490000	Moulds for metal/metal carbidesnot injection or compression typ	98 801	1 084 919	1 851 541	18 956 701
8480500000	Moulds for glass	7 188	91 665	191 097	3 021 300
8480600000	Moulds for mineral materials	186 655	3 328 932	1 730 310	12 036 131
8480711000	Moulds for rubber or plastics, injectionor compression type for fot	26 291	371 209	278 392	5 211 410
8480719010	Moulds for rubber or plastics, injectionor compression type for op	0	174	0	33 718
8480719090	Oth moulds for rubber,plastics,injection/ compression type	519 591	2 602 283	10 622 491	55 835 566
8480791000	Mould for rubber,plastics, not injection, compression type for fotv	907 298	990 494	255 619	1 607 026
8480799000	Oth mould for rubber,plastics,not injection , compression type	22 656	184 251	1 207 417	4 853 037
8481101100	Pres-reduce valve,iron/steel, manual	92 457	303 968	968 757	4 220 297
8481101900	Pres-reduce valve,iron/steel,automaticoperate ,5 cm ? internal dia	154 751	1 210 891	2 273 511	14 664 839
8481102100	Pressure-reducing valves of copper/copper alloys internal diamtr ?	14 158	93 736	109 778	1 311 671
8481102200	Pressure-reducing valves of copper/copper alloys internal diamtr >	0	1 932	0	72 914

I.3. IMPOR MENURUT KOMODITI / IMPORT BY HS COMMODITY

\*\*\* JUNI/JUNE 2012 \*\*\*

HS	Uraian Komoditi Commodity Description	Berat Bersih / Net Weight (Kg)		Nilai / Value C.I.F (US\$)	
		Bulan ini Current Month	Kumulatif Cum.Jan. to date	Bulan ini Current Month	Kumulatif Cum.Jan. to date
8481109100	Oth pressure-reducing valves of plastics 1cm ? internal diamtr > 2.	5 883	31 276	80 498	493 828
8481109900	Oth pressure-reducing valvesnot of plastics	36 068	337 670	169 739	1 987 593
8481201000	Valve for olehydraulic/pneumatic tran,manual oprtd, 5 cm ? intl di	18 299	78 152	306 605	1 265 274
8481202000	Valve for olehydraulic/pneumatic tran,ofcooper/cooper aloy, 1cm	3 923	16 345	19 030	245 348
8481209000	Oth valve for olehydraulic/pneumatictransmissions	188 496	1 290 956	3 485 394	24 112 512
8481301000	Check (nonreturn) valve of swing check-valve type,40 cm ?inlets in	53 804	321 678	370 899	2 474 061
8481302000	Check (nonreturn) valve,copper/copperalloy, internal diameter < 2	17 363	101 981	126 028	826 281
8481303000	Check (nonreturn) valve of plastics,10cm ? internal diameter ? 25 (	1 220	14 540	22 714	219 455
8481309000	Other check (nonreturn) valves	255 376	1 969 282	5 178 994	28 276 288
8481401000	Safety/relief valves of copper/copperalloy < 2.5cm	5 908	62 576	231 938	1 285 889
8481402000	Safety/relief valves of plastics10cm ? internal diameter ? 25 cm	1	1 923	14	148 482
8481409000	Oth safety/relief valves	156 868	997 718	3 569 930	22 589 017
8481801100	Valves for inner tube of copper/copperalloys	234 677	1 327 064	2 109 766	13 050 055
8481801200	Valves for inner tubes of oth materials	55 261	276 297	563 624	2 569 622
8481801300	Valves for tubeless tyres of copper/copper alloys	2 220	11 864	40 050	219 921
8481801400	Valves for tubeless tyresof oth materials	5 406	82 089	85 353	843 337
8481802100	Lpg cylinder valv of cooper/cooper alloyhaving inlet&outlet intl di	1 623	27 756	15 288	159 322
8481802200	Lpg cylinder valv of cooper/cooper alloyhaving inlet&outlet intl di	9 451	21 882	14 389	57 213
8481803000	Cocks/valves,whether/not fitted withpiezo elect igniters for gas st	64 338	287 326	222 450	1 315 249
8481804100	Soda water bottle valve;gas operat, ofplastic, 1 cm < internal diam	114	913	3 286	19 317
8481804900	Oth soda water bottle valves;gas operatebeer dispensing units	159 918	678 838	1 079 031	5 513 977
8481805100	Mixing tapes and valves,of plastic,1 cm< internal diameter ? 2,5cm	42 013	129 196	76 599	267 262
8481805900	Others mixing tapes and valves	274 933	1 412 517	866 029	3 176 315
8481806100	Water pipeline valve,manual operate,5cm<inlet/outlet int diamtr	6 179	51 581	15 344	262 064
8481806200	Cast iron gate valve,inlet diamtr? 4cm&cast iron butterfly valve,inl	286 099	1 098 922	1 527 822	6 635 285
8481806300	Cast iron gate valve,inlet diamtr<4cm &cast iron butterfly valve,inl	771 207	1 796 525	5 527 005	14 113 511
8481806400	Hog nipple waterer,of plastics,1 cm ? internal diameter < 2,5 cm	908	3 993	22 801	64 048
8481806500	Other hog nipple waterers	35 231	164 623	301 862	1 189 035
8481806700	Other nipple joint valves	25 819	219 835	604 402	1 744 787
8481807100	Ball valves,of plastics,1 cm ? internal diameter < 2,5 cm	55 979	526 245	165 525	1 535 634
8481807200	Other ball valves	389 603	2 322 608	3 893 829	23 632 992
8481807300	Gate valve,manual operate,of iron/steel,5cm ?inlet/outlet interna	523 900	2 269 382	3 716 779	11 713 686
8481807400	Gate valve,manual operate,of iron/steel,inlet/outlet internal diam	96 854	312 990	1 252 402	2 481 342
8481807500	Manifold valves of plastics,1 cm ? internal diameter < 2,5 cm	1 024	10 479	7 457	75 021
8481807600	Other manifold valves	39 393	281 850	209 775	2 048 139
8481808100	Pneumatic control valve,of plastics, 1 cm ?internal diameter < 2,5	14 270	63 020	347 903	1 365 933
8481808200	Other pneumatic controlled valve	9 026	119 984	376 828	4 591 478
8481808300	Oth valve of plastic,inlet diamtr>=1cm, outlet diamtr ? 2,5 cm	17 008	41 812	23 081	104 400
8481808400	Oth valve of plastic,inlet diamtr>=1cm, outlet diamtr > 2,5 cm	2 413	10 028	21 476	124 303
8481808700	Fuel cut-off valve plastic for vehiclefor transport of persons/goods	6 344	39 796	47 617	439 194
8481808800	other fuel cut-off valve plastic forvehicle for transport of persons/	64 161	259 817	318 718	1 752 144
8481808900	Other valve of stainless steel/nickle,manual operate,weighting < 3	69 246	399 597	418 059	2 925 051
8481809100	Water taps of copper or copper alloywith an internal diameter ? 2	277 032	1 212 405	1 971 975	13 708 471
8481809200	Fuel cut-off valves for vehicle	14 125	99 935	201 607	1 861 299
8481809900	Other Fuel cut-off for vehicle	1 200 903	6 331 721	24 774 869	137 264 699
8481901000	Parts of housing for sluice/ gate valvesan internal diameter ? 25 m	10 741	131 857	253 335	2 640 108
8481902100	Parts bodies valves, for water taps	8 050	30 080	46 758	173 191
8481902200	Parts bodies valve for LPG cylinder	478	13 266	116 931	437 669
8481902300	Other bodies valves not for water taps	20 880	178 391	249 683	1 522 634
8481902900	Others parts for taps, cocks, valves,and similar appliance of int. dir	95 644	662 612	1 582 478	10 156 869
8481903100	Valve bodies/stems of inner tube ortubeless tyres valves	5 993	32 716	289 312	1 286 266
8481903900	Oth valve bodies/stems of inner tube ortubeless tyres valves	51 227	236 923	546 392	2 410 506
8481904100	Valve cores of inner tube valves ortubeless tyres valves	148	4 164	1 801	76 459
8481904900	Oth valve cores of inner tube valves ortubeless tyres valves	373	52 444	31 540	533 310
8481909000	Others parts for taps, cocks, valvesand similar appliances	344 213	1 539 919	3 813 521	19 436 140
8482100000	Ball bearings	1 841 608	10 473 443	19 689 025	110 519 513
8482200000	Tapered roller bearings,including coneand tapered roller assembli	308 752	1 241 623	3 639 714	18 742 037
8482300000	Spherical roller bearings	240 822	1 341 696	1 227 761	7 768 749
8482400000	Needle roller bearings	119 242	538 484	2 678 511	13 483 437
8482500000	Oth cylindrical roller bearings	178 714	874 022	4 010 186	19 083 982
8482800000	Oth,includ.combined ball/roller bearings	1 048 739	4 935 791	8 587 787	47 580 624
8482910000	Balls, needles and rollers	214 338	988 122	2 216 571	9 461 096
8482990000	Other parts of ball and roller bearings	525 367	3 404 800	4 841 443	29 641 247
8483101000	Transmission shafts for machinery ofheading 84.29 or 84.30	141 704	734 112	2 255 219	13 075 956
8483102400	Transmission shaft for vehicles of motorcycles, auxiliary motor	890 430	5 452 929	7 553 486	43 937 749
8483102500	Transmission shafts for vehicles ofa cylinder capacity < 2000 cc	521 329	2 591 613	5 186 945	27 181 448
8483102600	Transmission shafts for vehicles of2000 cc < cylinder capacity? 30C	63 143	341 647	960 395	4 995 030
8483102700	Transmission shafts for vehicles ofa cylinder capacity > 3000 cc	322 958	1 547 340	4 656 455	22 641 150
8483103100	Transmission shafts for marine propul-sion engines of an output?2	1 335	22 701	7 251	23 556
8483103900	Transmission shafts for marine propul-sion engines of an output>2	81 364	495 659	932 423	6 714 511
8483109000	Other transmission shafts	1 645 147	5 536 862	18 178 655	67 278 982

I.3. IMPOR MENURUT KOMODITI / IMPORT BY HS COMMODITY

\*\*\* JUNI/JUNE 2012 \*\*\*

HS	Uraian Komoditi Commodity Description	Berat Bersih / Net Weight (Kg)		Nilai / Value C.I.F (US\$)	
		Bulan ini Current Month	Kumulatif Cum.Jan. to date	Bulan ini Current Month	Kumulatif Cum.Jan. to date
8483202000	Bearing housing incorp. ball or rollerbearings for mach.of bulldozer	1 246	9 655	37 180	118 040
8483203000	Bearing housing incorp. ball or rollerbearings for mach.of vehciles	41 265	169 277	732 166	2 644 711
8483209000	Other bearing housing incorp. ballOr roller	241 744	1 243 310	682 909	4 759 952
8483302000	Bear'g hous'g not incorp.ball or rollerbearings for mach.of head 84	31 959	107 077	262 325	1 402 431
8483303000	Bear'g hous'g not incorp.ball or rollerbearings for eng.of vhcl of ch	55 384	365 071	744 053	5 831 577
8483309000	Other bearing housing not incorp.ball orroller bearings; plain shats	349 668	1 969 481	2 964 204	16 716 821
8483402000	Gear&gearing oth than toothed wheels,for marine vessels	343 192	1 613 867	925 439	6 852 905
8483403000	Gear&gearing oth than toothed wheels,for machinery of moving g	468 096	2 889 288	6 172 066	39 084 554
8483409000	Gear&gearing oth than toothed wheels, for oth mar.vsl/mach of m	2 235 983	14 549 897	30 290 499	191 564 357
8483500000	Flywheels&pulleys,including pulley block	684 916	3 350 834	5 937 701	32 919 011
8483600000	Clutches & shaft couplings(including universal joints)	486 801	2 906 222	4 713 868	32 192 607
8483901100	Parts of goods of transmission shaftsfor pedestrian/agricultural tra	25 324	51 870	56 040	252 239
8483901300	Parts of goods of transmission shaftsfor oth. tractors of pedestriar	16 923	196 659	474 855	5 036 293
8483901400	Parts of goods of transmission shaftsfor goods of motorcycles	64 158	207 815	270 312	1 447 278
8483901500	Parts of goods of transmission shaftsfor other goods of vehicle anc	131 486	813 877	2 442 781	13 467 321
8483901900	Oth. parts of goods of trans. shafts	203 005	897 999	1 258 424	5 559 002
8483909100	Oth toothed wheels, chain sproccatedfor goods of pedestrian/agric	41	409	26 099	37 734
8483909300	Oth toothed wheels, chain sproccatedfor oth.tractors of pedestriar	46	9 301	269	24 136
8483909400	Oth toothed wheels, chain sproccatedfor goods of motorcycles	82 020	549 670	532 652	4 385 366
8483909500	Oth toothed wheels, chain sproccatedfor other goods of vehicles ar	145 636	812 943	2 282 313	14 552 721
8483909900	Oth toothed wheels, chain sproccated	548 182	1 926 315	2 089 384	12 115 774
8484100000	Gaskets&similar joint metal sheetingcombined with oth material/2	340 426	1 728 584	5 807 173	33 549 782
8484200000	Mechanical seal	47 719	443 787	2 590 645	21 297 573
8484900000	Oth.gasket&similar joints of metal sheetcombined with oth materi	353 436	2 138 140	6 054 841	34 157 523
8486101000	Apparatus for rapid heating of semi-conductor wafers	2 771	29 070	252 035	1 095 507
8486102000	Spin dryers for semiconductor waferprocessing	1 590	43 719	36 474	330 464
8486103000	Machines for working by laser/oth lightin the prod.of semiconduc	0	4 730	0	52 608
8486104000	Mach.& app for sawing monocrystal semi-ond. boules into slice, w	1 136	7 878	11 662	358 010
8486105000	Grinding, polishing,lapping machines forproces. of semiconductor	0	1 012	0	17 278
8486106000	Apparatus for growing/pulling mono-crystal semiconductor boules	0	38	0	57 052
8486109000	Oth machines&apparatus for the manu-facture of boules or water	8 535	101 221	531 791	2 438 034
8486201100	Chemical vapour deposition app. for semiconductor production	0	11	0	1 532
8486201200	Epitaxial deposi'n mach. smcndctor wfr;spinner for coat'g photogr.	0	111	0	9 737
8486201900	Other film formation equipment	0	866	0	257 897
8486202100	Ion implanters for doping semiconductormaterials	32	46	770	1 155
8486203100	Deflash mach.;spraying appliances forcleaning metal leads&semic	987	25 004	277 546	368 518
8486203200	Equipment for dry-etching patterns onsemiconductor materials	0	1 025	0	9 314
8486203300	Apparatus for wet etching, developing,stripping,cleaing semicon	803	3 725	8 246	41 305
8486203900	Other etching and stripping equipment	0	9 725	0	86 342
8486204100	Direct write-on-wafer apparatus	0	903	0	17 059
8486204200	Step and repeat aligners	0	5	0	212
8486204900	Other lithography equipment	0	85	0	6 027
8486205100	Dicing machines for scribing/scoringsemiconductor wafers	0	260	0	2 674
8486205900	Other equipment for dev. exposed wafers	0	2 096	0	1 370 524
8486209100	Lasercutters for cut contact. tracks insemiconductor prod. by laser	971	2 853	47 697	174 674
8486209200	Machines for bending, folding and straightening semiconductor lea	1 053	1 411	14 371	169 600
8486209300	Resistance heated furnaces, ovens formfcture of semicon dvc on s	0	916	0	70 830
8486209400	Inductance/dielectric furnace, oven formfcture of semicon dvc on	0	722	0	242 350
8486209500	Auto-mach. for the placement/removal ofcomp./contact element	782	2 308	16 759	117 092
8486209900	Other mach. & apprts for the mnfact ofsemicon. devices/of elect i	6 487	28 685	46 831	862 920
8486301000	Apparatus for dry etching patterns onflat panel display substrates	30	6 062	494	57 556
8486303000	Chemical vapour deposition app.to prodspinners for coat,physic d	6	183	540	2 839
8486309000	Othetr mach. and app. for the manufacture of flat panel displays	106	4 805	412	256 118
8486401000	Focused ion beam milling mach to prodce,repair mask,reticle for p	0	3 382	0	305 315
8486402000	Die attach,bonders, for assem. Smcondtormatic mach.for transpor	11 522	46 241	1 293 865	4 146 378
8486403000	Moulds for manufact. of semiconductordevices	3 463	13 989	15 512	204 550
8486404000	Optical stereoscopic microscopes fittedwith equip.spec'ly dsgned (	0	363	0	22 156
8486405000	Photomicrographic microscope with equipspecifically designed of	0	95	0	9 972
8486406000	Electron beam microscopes with equipspecifically designed of smc	7	197	4 606	5 195
8486407000	Pattern generating app for produce masksor reticle from phtoresis	0	234	0	3 075
8486409000	Other machines and apparatus specifiedin note 9(c) to this chapte	390	16 555	1 974	141 406
8486901100	Parts and accessories of app for rapidheating of semiconductor wa	627	4 020	57 973	117 986
8486901200	Parts & accessories of spin dryersfor semiconductor wafer prosesii	0	1 539	0	28 282
8486901300	Parts&access.of mach. for work by laseror oth.lead or photobeam	808	2 703	17 673	55 580
8486901400	Tool holders&self-open diehead, workholders; dividing heads for	70	370	13 116	50 791
8486901500	Oth parts, access.of mach. for machinetools	130	2 059	26 470	283 924
8486901600	Parts & access.of grind, polish, lap mac for processing of semicon.	9	103 324	10 530	675 177
8486901700	Parts & access.of app for grow/pullingmonocrystal semiconductor	39	39	2 800	2 800
8486901900	Oth parts, access.of mach. and app. forthe manufact. of boules/wa	97	848	15 859	155 528
8486902200	Parts & access. of epitaxial depo. mach,spinner for coat photo. em	618	6 703	9 000	57 430
8486902300	Parts & access. of ion implanter fordopping of app for phys.t depo,	3 478	22 905	5 189	25 485

I.3. IMPOR MENURUT KOMODITI / IMPORT BY HS COMMODITY

\*\*\* JUNI/JUNE 2012 \*\*\*

HS	Uraian Komoditi Commodity Description	Berat Bersih / Net Weight (Kg)		Nilai / Value C.I.F (US\$)	
		Bulan ini Current Month	Kumulatif Cum.Jan. to date	Bulan ini Current Month	Kumulatif Cum.Jan. to date
8486902400	Tool holder/self-open diehead; of sprayor etch,strip s-wafer,dry-el	7 430	11 903	90 207	396 261
8486902500	Oth parts & access. of dicing machinesfor scrib/scoring smconduct	1 028	6 524	32 047	284 541
8486902600	Tool holder/self-open diehead,dividingheads&oth spec atthcm for	2 659	8 608	56 712	472 117
8486902700	Other part and accessories of tool holdrselp open diehead, dividin	580	1 183	36 206	92 397
8486902800	Part & access of resistance heated furnaces&ovens for the mnfctre	0	28 852	0	30 412
8486902900	Oth part & acces of mach & app.for mnfctof smcndctre dvces/of e	17	337	1 424	8 695
8486903100	Part&access of app for dry etching ptrnron flat panel display subst	0	784	0	29 865
8486903200	Tool holder/self-open dieheads,work hldrdividing heads&oth spec	267	31 619	1 084	481 728
8486903300	Oth. part&access of app for dry/wetetching&oth special atthc for i	1	39	206	1 149
8486903400	Part & access of chemical vapour deposition for flat panel display	0	104	0	656
8486903500	Part & access of spinners for coat.photoemuls/app.phys depo on f	0	2	0	2 785
8486903900	Oth part & access of mach and apparatusfor the manufact. of flat j	324	417	6 266	9 740
8486904100	Part & acces of focused ion beam millingmach to produce, repair r	65	14 529	58	148 151
8486904200	Part&aces of die attach app, auto-tapewire bonder, encapsul equ	232	1 490	16 116	85 162
8486904300	Part&aces of auto-mach transport, handstorage of smcndctor, w	68	21 899	1 686	1 272 157
8486904400	Part&acc of optic stereoscop microscopewith equip to hndle/tran	0	124	0	528
8486904600	Part & acces of pattern generating app.used to prod masks/rctl frc	0	493	0	130 388
8486904900	Oth part and acces of other mach & appspecified in note 9(c) to th	3 411	19 721	310 564	1 949 133
8487100000	Ships/boats propellers and blades thrfor	153 876	717 515	3 056 052	9 344 161
8487900000	Oth mach. parts, not cont. electric con-necter,insulator,coil, oth el	258 332	1 500 007	6 245 922	28 463 520
8501102100	Stepper motors dc an output ? 37.5 wof ac, refrigerator,domesetic	19 751	367 391	778 010	4 227 529
8501102900	Oth. Stepper mtr dc an output ? 37.5 w	17 875	86 539	414 488	1 503 553
8501103000	Spindle motors dc an output? 37.5 w	3 052	22 806	189 342	969 231
8501104100	Others spindle mtr dc an output? 37.5 wof ac, refrigerator,domesec	57 476	354 711	1 009 710	7 039 239
8501104900	Others motors dc of an output?37.5w	164 958	912 164	2 365 484	14 451 184
8501105100	Stepper universal (AC/DC) motorsof ac, refrigerator,domesetic app	1 988	5 271	43 643	99 837
8501105900	Oth.stepper universal (AC/DC) motors	4 202	15 919	74 670	393 453
8501106000	Spindle universal (AC/DC) motors ofan output =<37.5w	2 219	19 374	47 853	395 755
8501109100	Others spindle (AC/DC) motors of headingof ac, refrigerator,dome	18 185	80 188	483 163	1 816 880
8501109900	Others spindle (AC/DC) motors	286 871	1 347 490	3 767 048	15 907 272
8501201200	Universal AC/DC mtrs of an output>37.5 w	114 667	471 726	103 128	455 050
8501201900	Other universal AC/DC mtrs ofan output > 37,5 w	57 981	422 163	189 171	1 072 009
8501202100	Universal (AC/DC) motors ofan output > 1 kw	543	771	2 200	10 420
8501202900	Other universal (AC/DC) motors ofan output > 1 kw	17 257	105 273	185 198	1 083 706
8501313000	Motor DC , generator DC an output?750 w	206 221	632 490	2 510 547	4 479 227
8501314000	Oth.mtr dc, genrator dc an output? 750 w	167 134	819 867	1 346 081	9 425 265
8501315000	Generator DC an output ? 750 w	45 203	340 054	496 273	5 636 372
8501321100	Motor of kind used of ac, refrigerator,domesetic appl.elct output >	77	188 947	2 392	206 856
8501321200	Other motor dc an output > 37.5 kw	49 498	241 410	468 863	1 166 282
8501321300	Other Generator dc an output>37.5 kw	641	146 909	61 313	556 739
8501329100	Other motor of kind used of ac, refrig. domesetic appl.elct output	9	9	3 190	3 190
8501329200	Oth motor dc 37.5 kw<output?75 kw	17 281	37 752	243 769	751 661
8501329300	Oth generator dc 37.5 kw<output?75 kw	61 443	200 315	1 595 188	4 293 217
8501330000	Motor dc, Generator dc75 kw < an output ? 375 kw	2 414	108 662	37 546	1 442 446
8501340000	Motor dc, Generator dcan output > 375 kw	51 366	90 237	386 411	703 117
8501401100	Motors AC, single-phase ofan output ? 1 kw	396 713	2 360 996	1 202 334	6 859 361
8501401900	Other motor AC, single-phase ofan output ? 1 kw	1 377 064	6 319 347	3 830 816	19 197 639
8501402100	Motor AC, single-phase ofan output > 1 kw	19 468	63 786	140 270	594 688
8501402900	Oth AC motors, single-phase ofan output > 1 kw	279 734	1 177 791	669 743	2 331 515
8501511100	Motor ac, multi-phase ofan output ? 750 w	32 682	579 993	165 850	1 113 231
8501511900	Other motor ac, multi-phase ofan output ? 750 w	486 525	1 514 680	677 918	3 634 056
8501521100	Motor ac, multi-phase of750 w < an output ? 1 kw	16 560	83 014	54 859	364 565
8501521900	Other motor ac, multi-phase of750 w < an output ? 1 kw	119 234	902 040	441 136	5 180 410
8501522100	Motor ac, multi-phase of1 kw < an output ? 37.5 kw	90 510	526 881	384 943	2 396 242
8501522900	Other motor ac, multi-phase of1 kw < an output ? 37.5 kw	976 280	4 123 227	2 116 047	12 477 332
8501523100	Motor ac, multi-phase of an output > 37.5 kw	20 520	388 645	57 363	1 160 115
8501523900	Other motor ac, multi-phase of an output > 37.5 kw	186 594	890 595	797 418	3 989 266
8501530000	Motor ac of an output > 75 kw	326 197	1 664 752	2 018 806	12 046 094
8501611000	Generator ac of an output ? 12.5 kva	271 605	1 349 147	614 882	3 479 019
8501612000	Generator ac of an output > 12.5 kva	197 952	1 389 957	478 910	2 839 729
8501621000	Generator ac of75 kva < an output ? 150 kva	31 615	240 439	102 260	867 520
8501629000	Generator ac of150 kva < an output ? 375 kva	44 032	253 715	143 770	873 746
8501630000	Generator ac of375 kva < an output ? 750 kva	19 287	125 121	103 805	520 675
8501640000	Generator ac of an output > 750 kva	147 811	1 524 600	1 020 391	15 365 927
8502110000	Electric generating sets & rotary conv.of an output < 75 kva	977 776	5 321 292	4 622 037	25 992 202
8502121000	Electric generating sets & rotary conv.75 kva< an output ? 125 kva	326 227	1 836 552	1 580 842	8 426 959
8502122000	Electric generating sets & rotary conv.125 kva < an output ? 375 k	333 664	1 885 951	2 900 034	14 193 575
8502131000	Electric generating sets & rotary conv.of an output > 12500 kva	90 563	1 975 374	711 413	23 122 145
8502139000	Oth. elect generating sets&rotary conv.of an output > 12500 kva	1 460 213	13 552 890	19 368 095	120 387 062
8502201000	Generating sets with spark-ignit interncombust piston output ? 75	1 079 561	6 416 691	2 110 936	14 285 230
8502202000	Generating sets with spark-ignit interncombust piston 75 kva < ou	184 457	615 598	296 973	1 006 904

I.3. IMPOR MENURUT KOMODITI / IMPORT BY HS COMMODITY

\*\*\* JUNI/JUNE 2012 \*\*\*

HS	Uraian Komoditi Commodity Description	Berat Bersih / Net Weight (Kg)		Nilai / Value C.I.F (US\$)	
		Bulan ini Current Month	Kumulatif Cum.Jan. to date	Bulan ini Current Month	Kumulatif Cum.Jan. to date
8502203000	Generat sets with spark-ignition interncombst pist 100 kva < output	987 136	2 017 040	6 508 036	17 682 505
8502204900	Oth. gnrating sets with spark-ign interncombust piston output > 100	336 634	3 076 338	561 293	7 354 809
8502311000	Oth generating sets wind-powered ofan output ? 10000 kva	674	80 064	328	2 480 068
8502391000	Oth generating sets not wind-powered ofan output ? 10 kva	1	5 750	64	124 640
8502392000	Oth generating sets not wind-powered of 10 kva < output ? 10000	4 420 740	4 818 898	58 160 124	65 817 530
8502393100	Oth generating sets not wind-powered ofan output > 12500 kva	8 500	210 360	188 000	384 000
8502393900	Oth generating sets not wind-powered ofan output > 10000 kva	20 193	1 824 655	90 997	7 981 154
8502400000	Electric rotary converters	5 863	25 991	44 259	540 555
8503001000	Parts used in manufacture elct.motor, generator of output>10000	71 270	498 051	1 080 137	8 519 729
8503009000	Oth parts in manufacture electric motor generator of output>100	953 881	6 438 191	6 100 671	62 980 749
8504100000	Ballasts, for discharge lamps or tubes	326 597	1 852 225	2 094 524	10 782 868
8504211000	Step-voltage regulators;instrument transformer with a power han	840 556	898 920	4 992 584	5 894 601
8504219200	Liquid dielect transformer with handlingcap>10kva and high side v	10 614	236 327	175 463	2 396 883
8504219300	Liquid dielect transformer with handlingcap>10kva and 66 kva<high	4 334	30 693	55 444	664 241
8504219900	Oth Liquid dielectric transformerhandling capacity ? 650 kva	19 862	521 958	328 837	5 708 756
8504221100	Step-voltage regulators of high sidevoltage 66 kv or more	0	3 332	0	40 672
8504221900	Step-voltage regulator of a high sidevoltage < 66 kv	137 244	406 490	1 766 305	3 283 054
8504229200	Oth stepvoltage regltor of a high side110 kv<voltage? 650 kv	0	2 276	0	44 815
8504229900	Oth stepvoltage regltor of a high side650 kv < voltage ? 10000 kv	48 640	228 917	771 558	1 628 944
8504231000	Liquid dielectric transformers, powerhandling capacity ? 15000 kv	2 269 020	5 022 074	13 544 602	29 739 390
8504232100	Liquid dielectric transformers, power15000 < handling capacity ? :	143 413	369 903	840 000	2 115 855
8504232200	Liquid dielectric transformers, power20000 < handling capacity ? :	0	137 204	0	960 561
8504232900	Oth liquid dielectric transformerspower handling capacity > 30000	704 261	1 473 150	4 894 667	9 658 727
8504311100	Instrument potential transformer withrating voltage ? 110 kv	13 862	337 047	243 207	3 777 089
8504311200	Instrument potential transformer with66 kv ? rating voltage < 110	25	38 491	1 629	1 831 737
8504311300	Instrument potential transformer with1 kv ? rating voltage < 66 kv	37	2 444	827	74 212
8504311900	Oth.instrument potential transformer	18 750	168 138	174 333	1 783 662
8504312100	Ring current transformers with voltagerating ? 110 kv	22 838	156 715	357 123	2 443 624
8504312200	Oth ring current transformers	6 309	66 556	84 065	902 832
8504312300	Instrument current tranformers with66 kv ? rating voltage < 110 kv	0	7 000	0	64 791
8504312400	Instrument current tranformers with1 kv ? rating voltage < 66 kv	130	158 991	31 736	4 776 127
8504312900	Oth instrument current tranformers with	9 767	558 679	143 165	3 795 433
8504313000	Flyback transformer power handlingcapacity ? 1 kva	14 342	140 139	161 764	1 316 548
8504314000	Intermediate frequency transformerpower handling capacity ? 1 k	34 471	228 886	465 454	3 965 784
8504319100	Oth transformers of kind used toys,scaleor similar recreational mo	30 781	167 727	440 115	2 479 463
8504319200	Oth macthing transformer havingpower handling capacity ? 1 kva	28 846	178 593	358 735	1 936 023
8504319910	Step up/down transformer,slide regulatorstabilizer handling capac	259 599	1 397 799	1 311 411	6 744 240
8504319990	Oth transformers having power handlingcapacity ? 1 kva	73 288	603 681	1 267 520	7 067 194
8504321100	Matching transformers, power handling1 kva < capacity ? 5 kva	915	38 630	19 468	500 592
8504321900	Oth matching transformers, pwr handling1 kva < capacity ? 5 kva	21 329	118 194	80 622	337 225
8504322000	Oth transformers of kind used toys,scalesmlar recr'nl models 1 kv	2 871	15 498	9 146	96 713
8504323000	Oth matching transformers minimum freq.3 mhz & power handlin	167	4 256	5 695	55 779
8504324100	Matching transformers of power handling5 kva < capacity ? 10 kv;	10 808	98 561	128 928	1 356 556
8504324900	Oth matching transform'r of pwr handling5 kva < capacity ? 10 kv;	1 481	20 803	3 395	432 402
8504325100	Matching transformers, power handling10 kva < capacity < 16 kva	0	95	0	1 506
8504325900	Oth matching transfmrs, power handling10 kva < capacity < 16 kv	8 990	39 325	170 614	815 310
8504331100	Matching transform.side voltage? 66kv	0	1 569	0	22 911
8504331900	Oth matching transfmrs high s-volt? 66kv16 kva < capacity ? 500 k	29 747	162 582	384 658	2 096 766
8504339100	Matching transformers power handling16 kva < capacity ? 500 kv;	258	6 810	5 319	75 075
8504339900	Oth matching transformers power handling16 kva < capacity ? 500	4 531	225 473	203 888	2 249 249
8504341100	Matching transform.side voltage ? 66 kv10000 kva <power cap ?	0	49 848	0	741 415
8504341200	Oth matching transformerspower capaity > 500 kva	44 583	328 790	134 849	3 561 668
8504341300	Oth matching transform.side volt < 66 kv10000 kva <power cap ?	0	11 824	0	199 807
8504341400	Oth instrum transform. side voltage<66kvpower capacity> 15000 k	51 050	315 373	258 266	2 732 755
8504342200	Matching transformer with high sidevoltage ? 66 kv	0	54 946	0	2 135 866
8504342300	Oth instrument transform. with high sidevoltage ? 66 kv	0	7 010	0	11 500
8504342900	Oth instrument transformer hav'g a powerhandling capacity >1500	6 447	337 482	100 746	2 600 000
8504401100	Uninterrupted power supplies (ups)	510 012	3 153 273	4 203 030	27 087 000
8504401900	Other uninterruptud power supplies	153 988	1 102 889	3 616 285	25 920 474
8504402000	Battery chargers having a rating>100 kva	94 999	630 824	501 825	4 541 078
8504403000	Other rectifiers	127 585	417 666	2 085 152	15 636 728
8504404000	Inverters	99 869	355 808	1 440 996	8 896 490
8504409000	Other static converter for automaticdata processing machines&ur	267 236	1 667 668	2 901 655	25 140 893
8504501000	Inductors for power supply for automaticdata process mach&unit	92 398	638 148	2 049 902	40 191 921
8504502000	Chip type fixed inductors	46 643	288 908	1 502 331	10 488 865
8504509300	Other inductors, with power handlingcapacity ? 2500 kva	23 464	122 685	832 692	4 664 086
8504509400	Other inductors, with power handling2500 kva < capacity ? 10000	261	4 219	18 996	32 856
8504509500	Other inductors, with power handlingcapacity > 10000 kva	92	17 642	4 067	342 648
8504901000	Parts of goods of subheading 8504.10	2 433	21 247	54 996	263 975
8504902000	Parts of printed circuit assmb good subheading 85044011,850440	36 920	206 826	364 206	2 470 170
8504903100	Radiator panel,flat tube radiator assembfor distrib&power transfo	163 204	808 256	291 025	1 432 428

## I.3. IMPOR MENURUT KOMODITI / IMPORT BY HS COMMODITY

\*\*\* JUNI/JUNE 2012 \*\*\*

HS	Uraian Komoditi Commodity Description	Berat Bersih / Net Weight (Kg)		Nilai / Value C.I.F (US\$)	
		Bulan ini Current Month	Kumulatif Cum.Jan. to date	Bulan ini Current Month	Kumulatif Cum.Jan. to date
8504903900	Oth part of electrical transformers of a capacity ? 10,000 kva	54 980	423 765	832 674	4 801 078
8504904100	Radiator panel, flat tube radiator assembly for distribution & power transformer	35 819	125 834	88 737	354 659
8504904900	Oth radiator panel a capacity >10000 kva	110 707	527 443	538 087	3 913 965
8504905000	Other, for inductors of capacity ? 2500kva	9 422	30 989	142 864	832 530
8504906000	Other, for inductors of capacity > 2500kva	429	6 282	83 791	332 521
8504909000	Other parts of electrical transformers, static converters & inductor	400 858	3 235 943	3 505 818	31 399 927
8505110000	Permanent magnet of metal	536 743	2 458 837	6 195 790	31 750 170
8505190000	Permanent magnet not of metal	806 305	5 435 015	5 309 135	38 916 245
8505200000	Electro magnetic couplings, clutches and brakes	60 460	301 281	700 801	4 175 276
8505900000	Other electro magnetic including parts	290 879	1 295 535	4 170 250	17 243 125
8506101000	Manganese dioxide having external volume ? 300 cm3 of primary cell	75 899	569 988	456 116	3 561 779
8506109000	Manganese dioxide having external volume > 300 cm3 of primary cell	98 074	639 783	845 803	4 900 385
8506300000	Mercuric oxide of primary cell/batteries	0	6	0	561
8506400000	Silver oxide of primary cell/batteries	0	2 284	0	335 829
8506500000	Lithium of primary cell/batteries	2 613	12 920	245 356	1 395 022
8506609000	Air-zinc of primary cell/batteries having an external volume > 300 cm3	292	6 091	18 425	108 573
8506801000	Zinc carbon, having an external volume ? 300 cm3 of primary cell/t	0	53 900	0	77 000
8506802000	Zinc carbon, having an external volume > 300 cm3 of primary cell/t	11 369	30 411	1 235 570	3 088 819
8506809100	Other primary cell/batteries having an external volume ? 300 cm3	25 808	124 448	148 806	1 374 904
8506809900	Other primary cell/batteries having an external volume > 300 cm3	63 933	742 856	626 172	16 804 990
8506900000	Parts of primary cells/batteries	74 207	354 505	1 011 087	5 040 950
8507101000	Lead-acid, for starting piston engine a kind used for aircraft	4	8 266	10 050	88 503
8507109200	Lead-acid, for starting piston engine used not for aircraft of height	21 750	142 432	87 545	584 190
8507109300	Lead-acid, for starting piston engine used not for aircraft of height	228 130	930 203	1 002 365	3 934 428
8507109400	Oth lead-acid, for start piston engine used not for aircraft of height	0	877	0	1 917
8507109900	Oth lead-acid, for start piston engine used not for aircraft of height	358 465	1 916 298	1 269 781	6 273 639
8507201000	Oth lead-acid accumulator of a kind used for aircraft	4 658	24 272	23 775	207 830
8507209100	Oth lead-acid accumulator of a kind used 13 cm < height ? 23 cm	200 743	1 077 090	694 976	3 618 025
8507209200	Oth lead-acid accumulator of a kind used a height > 23 cm	543 502	3 203 657	1 981 933	11 047 075
8507209300	Oth lead-acid accumulator of a kind used not for aircraft 13 cm < h	1	84 451	32	278 087
8507209900	Oth lead-acid accumulator of a kind used not for aircraft a height >	1 409 549	9 160 540	7 193 529	44 902 531
8507301000	Nickel-cadmium of a kind used for aircraft	4	17 465	791	57 656
8507309000	Other nickel-cadmium of a kind used for aircraft	4 051	112 018	120 638	970 774
8507401000	Nickel-iron of a kind used for aircraft	0	4 207	0	223 970
8507409000	Oth nickel-iron of a kind used for aircraft	7 338	43 735	363 285	2 005 085
8507500000	Nickel metal hydride	948	4 656	13 983	87 241
8507601000	Lithium ion accumulators of a kind used laptops include notebook, s	847	4 661	64 029	517 078
8507609000	Other lithium ion accumulators	31 922	225 692	2 447 580	19 373 371
8507801000	Oth accumulator of a kind used for aircraft	2	1 486	126	28 020
8507809100	Other accumulator of a kind used for laptops including notebook, s	19 287	61 700	132 180	434 999
8507809900	Other accumulator of a kind used not for laptops including notebook	266 482	1 286 847	887 840	14 647 377
8507901100	Plates of goods of other electric accumulators, include separators t	364	44 046	2 045	107 013
8507901900	Other of plate	50 807	314 162	152 958	1 056 481
8507909100	Other parts of a kind used for aircraft	0	655	0	8 466
8507909200	Battery separators, ready for use of material other than poly(vinyl c	132 703	915 068	738 220	4 890 148
8507909300	Part of goods of electric accumulator include separators thereof, w	42 648	218 105	321 840	7 543 396
8507909900	Oth part of electric accumulator include separators thereof, whet	85 336	752 581	1 752 139	10 649 739
8508110000	Vacuum cleaner with self-contained electric motor power ? 1500 w, capaci	105 358	486 952	688 205	3 148 973
8508191000	Oth vacuum cleaners with self-contained electric motor a kind suitable for	21 956	103 515	127 728	571 277
8508199000	Oth vacuum cleaners not for domestic use	1 780	34 069	20 749	242 567
8508600000	Other vacuum cleaners	34 747	220 282	219 416	2 167 869
8508701000	Parts of vacuum cleaners capacity ? 20 l or a kind suitable for domestic u	4 888	27 460	132 793	669 721
8508709000	Other parts of vacuum cleaner capacity ? 20 l or a kind suitable for domestic	5 132	21 341	29 493	237 161
8509400000	Food grinder & mixer, fruit/vegetable juice extract with self-contained	563 808	2 747 979	3 049 579	16 090 421
8509801000	Floor polishers with self-contained electric motor	11 647	104 437	91 732	646 788
8509802000	Kitchen waste disposer with self-contained electric motor	0	314	0	2 787
8509809000	Oth electro-mechanical domestic appliances with self-contained elec	53 634	254 207	360 819	1 464 007
8509901000	Part of goods of floor polishers	1 417	3 225	20 435	31 782
8509909000	Other parts elect. mechanical domestic appliance, with self-cont.e	495 659	2 483 286	1 116 892	5 183 781
8510100000	Shavers, with self-contained electric motor	15 300	37 275	163 258	556 897
8510200000	Hair clippers, with self-contained electric motor	3 863	46 327	23 917	230 224
8510300000	Hair-removing appliances, with self-contained electric motor	37	1 172	2 594	14 491
8510900000	Parts of shavers, hair clippers with self-contained electric motor	960	9 142	16 833	61 605
8511101000	Sparking plugs suitable for aircraft engines	22	1 369	27 250	51 568
8511102000	Sparking plugs suitable for motor vehicles engines	11 937	68 761	542 022	1 505 926
8511109000	Other sparking plugs	32 350	386 847	458 798	2 996 399
8511201000	Ignition magnetos, magneto-dynamos, magnetic flywheels for air	11	8 956	272	156 948
8511202100	Ignition magnetos, magneto-dynamos, magnetic flywheels unass	64 482	96 945	347 320	599 986
8511202900	Oth ignition magnetos, magneto-dynamos, magnetic flywheels	36 880	295 275	459 805	3 554 650
8511209100	Oth ignition magnetos, magneto-dynamos, magnetic flywheels un	1 177	14 787	111 632	562 960
8511209900	Oth ignition magnetos, magneto-dynamos, magnetic flywheel not for	2 304	41 074	36 134	386 114



I.3. IMPOR MENURUT KOMODITI / IMPORT BY HS COMMODITY

\*\*\* JUNI/JUNE 2012 \*\*\*

HS	Uraian Komoditi Commodity Description	Berat Bersih / Net Weight (Kg)		Nilai / Value C.I.F (US\$)	
		Bulan ini Current Month	Kumulatif Cum.Jan. to date	Bulan ini Current Month	Kumulatif Cum.Jan. to date
8511303000	Other distributors; ignition coils a kinsuitable for aircraft/vehicle	5 146	99 837	142 658	2 062 100
8511304100	Unassembled oth.distributor/ignition coil a kind suit. for aircraft/veh	22 094	89 503	383 900	1 145 652
8511304900	Unassembled distributors/ignition coil	108 480	530 973	3 136 820	13 074 264
8511309100	Unassembled distributors/ignition coil a kisuit. not for aircraft/vehicle	266	2 917	5 327	63 030
8511309900	Oth unassembled distributors/ignition coilsuitable not for aircraft/veh	53 245	424 201	945 412	4 733 191
8511401000	Starter motors & dual purpose startergenerator of a kind used air	147	1 061	386 558	971 730
8511402100	Other unassembled starter motors forengine vehicle of car, transp	545	2 774	10 799	30 385
8511402900	Oth starter motors&dual purpose startergenerators	7 680	71 466	94 321	451 267
8511403100	Assembled starters motor for engine ofvehicles of tractors	2 579	18 719	17 327	364 940
8511403200	Assembled starters motor for engine ofvehicles of car transport pe	291 887	1 590 212	3 552 792	20 481 323
8511403300	Assembled starters motor for engine ofvehicles of special cars	6 994	33 379	103 390	455 964
8511409100	Other starter motor for engine of transpcars person/goods,spesial	11 421	139 348	132 274	1 191 842
8511409900	Other starter motor assembled	160 302	1 368 379	2 265 565	17 675 277
8511501000	Other generator of a kind used foraircraft engines unassembled	91	4 774	39 059	315 910
8511502100	Other generators unassembled for vehicleengine of car, transport	929	11 873	9 778	57 614
8511502900	Other unassembled alternators	2 152	59 559	33 096	475 837
8511503100	Assembled alternators for engine vehicletractors	577	6 435	8 564	128 598
8511503200	Assembled alternators for engine vehicletransportation for perso	363 516	2 087 370	4 604 995	26 666 184
8511503300	Assembled alternators for engine vehicleof special purpose motor	7 569	32 256	104 046	480 198
8511509100	Other generators for engine vehicle oftransportat'n person/goods	12 636	63 633	92 415	569 389
8511509900	Other generators	90 614	515 952	588 305	5 311 330
8511801000	Other equipment of electrical ignitiona kind used for aircraft	215	69 404	51 759	1 316 708
8511802000	Other equipment of electrical ignitiona kind used for motor vehicle	147 431	638 364	1 158 132	5 370 543
8511809000	Other equipment of electrical ignition	31 272	137 553	148 160	753 883
8511901000	Parts of goods of elect ignition for useaircraft engines	320	7 109	7 532	206 445
8511902000	Parts of goods of elect ignition for usevehicle engine	476 400	2 792 986	7 542 475	45 273 805
8511909000	Parts of goods of elect ignition for use not for aircraft or vehicle en	235 665	830 463	641 229	4 243 338
8512100000	Lighting/visual signalling equipment of a kind used on bicycles	19 046	103 669	120 152	699 740
8512202000	Unassembled lighting/visual signalingequipment	265 751	982 606	3 213 248	14 630 425
8512209100	Other lighting/visual signalling equip.for motorcycles	20 282	121 509	264 315	1 313 263
8512209900	Other lighting/visual signalling equip.	587 883	3 349 894	9 194 387	49 149 763
8512301000	Horns and serenes, assembled	34 258	290 344	273 697	2 560 213
8512302000	Unassembled sound signalling equipment	58 197	308 793	1 621 851	8 903 983
8512309100	Other sound signal equip.obstacle detectdevice for vehicles	357	16 332	10 667	392 858
8512309900	Other sound signalling equipment	10 266	98 184	450 811	2 288 613
8512400000	Windscreen wiper, defroster & demisters	124 756	761 531	1 510 928	8 978 261
8512901000	Parts of goods of lighting or vis. light	9 990	13 387	15 922	78 656
8512902000	Parts of goods of lighting, sound signalor windscreen wipers, defro:	223 659	1 184 340	3 971 068	21 049 416
8513101000	Miners helmet lamps	1 625	17 727	28 626	343 635
8513102000	Quarrymens lamps	22 378	59 649	44 810	121 293
8513109000	Other portable electric lamps	979 820	4 787 871	3 040 900	18 700 290
8513901000	Part of portable elect lamp of miner'shelmet or quarrymen's lamp	0	94	0	3 195
8513903000	Parts of flashlights reflectors; switchsliders of plastics	16 511	193 379	52 505	449 577
8513909000	Oth part of portable elect lamp designed	144 831	698 262	371 810	1 521 577
8514100000	Resistance heated furnaces and ovens	139 316	379 587	1 794 182	5 977 250
8514202000	Electric furnaces or ovens for the mnfcrof printed circuit board/as:	2 591	26 495	34 173	673 572
8514209000	Oth furnaces/oven function by inductionor dielectric loss	220 584	583 603	847 757	5 328 301
8514302000	Oth elect furnace/oven for the manufactrof printed circuit board/:	9 112	31 862	75 944	973 257
8514309000	Other furnaces and ovens	315 461	1 334 875	3 938 607	12 262 710
8514400000	Oth equipment for the heat treatment ofmaterials by induction/di	69 537	142 201	1 064 928	2 718 277
8514902000	Part of industrial/laboratory electricfurnaces/oven for manufact.o	4 796	63 904	79 260	789 342
8514909000	Other industrial/lab.elec. furnaces andovens incl.by induction or d	273 350	1 242 214	991 001	11 586 355
8515110000	Soldering irons and guns	24 704	173 717	76 764	707 445
8515191000	Mach and app for soldering component onPCB/printed wiring boa	8 011	119 214	377 394	3 615 890
8515199000	Other brazing/soldering machines andapparatus	30 222	150 168	690 454	1 585 439
8515210000	Mach and app for resistance welding ofmetal, fully or partly auton	35 752	248 980	819 967	5 774 606
8515290000	Mach and app for resistance welding ofmetal, non-automatic	216 873	1 089 118	1 052 569	10 917 382
8515310000	Mach and app for arc welding of metal,fully or partly automatic	45 402	332 476	746 962	4 276 565
8515391000	AC arc welders, transformer type,non- automatic	44 995	391 277	1 320 732	3 196 226
8515399000	Oth machine and apparatus for arcwelding of metals, not automat	325 694	1 873 145	2 338 697	12 666 761
8515801000	Electric mach & app for hot spraying of metals/sintered metal cart	392	75 846	33 807	754 034
8515809000	Oth electric mach & app for hot spraying of metals/sintered metal	113 796	891 001	560 410	11 583 520
8515901000	Parts of AC arc welder, transformer type	8 671	335 752	138 994	3 625 382
8515902000	Part of mach&app for soldering componenton PCB/printed wiring	3 465	23 533	37 092	751 615
8515909000	Oth electric machines & apparatus	206 932	1 714 011	1 990 553	17 612 449
8516101010	Water dispenser fitted w/ solely waterheater for domestic use	55 376	289 334	447 343	2 308 566
8516101090	Water dispenser fitted w/ solely waterheater for other use	144 841	1 123 778	939 251	8 066 390
8516103000	Electric immersion water heaters	12 225	65 411	50 550	257 699
8516210000	Storage heating radiators	80	127	2 949	6 360
8516290000	Oth electric space heating apparatusand electric soil heating appar	8 380	54 442	47 290	618 503
8516310000	Hair dryers	12 648	90 591	91 068	769 533

I.3. IMPOR MENURUT KOMODITI / IMPORT BY HS COMMODITY

\*\*\* JUNI/JUNE 2012 \*\*\*

HS	Uraian Komoditi Commodity Description	Berat Bersih / Net Weight (Kg)		Nilai / Value C.I.F (US\$)	
		Bulan ini Current Month	Kumulatif Cum.Jan. to date	Bulan ini Current Month	Kumulatif Cum.Jan. to date
8516320000	Other hair-dressing apparatus	41 456	145 531	248 433	983 322
8516330000	Hand-drying apparatus	10 448	35 293	110 304	342 696
8516401000	Elect. smoothing irons of kind designed to use steam from the indu	18	15 897	46	148 889
8516409000	Other electric smoothing irons	41 852	223 158	305 837	1 550 522
8516500000	Microwave ovens	112 387	552 200	499 640	2 898 302
8516601000	Rice cookers	2 240 873	10 067 123	8 657 731	40 423 053
8516609000	Oth ovens; cookers,cooking plates,boiling rings,grillers & roasters	265 447	1 211 291	1 104 061	5 291 569
8516710000	Coffee/tea makers	16 894	113 692	296 159	1 430 208
8516720000	Toasters	54 025	196 274	250 258	1 054 497
8516791000	Kettles	11 895	168 287	74 137	792 981
8516799000	Other electro-thermic appliances	333 866	1 606 812	1 595 667	8 494 995
8516801000	Elect heatin resistor for type-foundingor type-setting mach;for ind	145	6 792	14 454	274 202
8516803000	Elect heatin resistor for type-founding/type-setting mach;for dom	37 293	159 105	454 556	1 850 313
8516809000	Other electric heating resistors	102 527	363 538	773 815	5 348 745
8516902100	Sealed hotplates for domestic appliances	1 637	4 555	15 914	59 703
8516902900	Sealed hotplates for other appliances	496 772	1 847 142	1 252 331	5 422 643
8516903000	Parts of electric instantaneous/storagewater heaters & immersion	147 627	601 343	389 644	2 005 934
8516904000	Part of electric heatin resstor for typefounding/type-setting mach	0	920	0	13 858
8516909000	Oth part of electric heating resstor fortye-founding/type-setting i	678 781	3 669 541	4 736 256	33 570 873
8517110000	Line telephone set with cordless handset	3 513	28 683	139 846	1 287 989
8517120000	Telephones for cellular networksor for other wireless networks	1 736 564	8 759 050	216 219 151	1 336 813 617
8517180000	Other telephone sets	61 494	247 568	1 052 616	4 659 022
8517610000	Base stations	402 504	3 778 516	31 194 049	201 851 938
8517621000	Radio transmitters/receivers for simult.interpretaion at multiligual	38	7 584	15 647	290 494
8517622100	Control & adaptor units, incl. gateways,bridges and routers	1 540	92 240	204 790	8 962 827
8517622900	Oth control & adaptor units, includinggateways,bridges and router	11 235	25 321	12 425 838	16 145 381
8517623000	Telephonic or telegraphic switchingapparatus	24 852	146 116	779 657	3 954 090
8517624100	Modems including cable modemsand modem cards	28 495	165 313	5 167 171	24 209 819
8517624200	Concentrators or multiplexers	18 956	236 128	3 601 219	33 223 674
8517624900	Oth app for carrier-current line systemor for digital line systems	698	16 096	337 274	5 708 870
8517625100	Wireless LANs	29 576	136 922	770 904	3 398 204
8517625300	Oth transmission apparatus for radio-telephony/radio-telegraphy	96 440	1 067 202	109 199 724	404 185 815
8517625900	Oth transmission app incorporatingreception apparatus; others	139	936	30 104	308 712
8517626900	Oth transmission apparatus for radio-telephony/radio-telegraphy;	2 899	4 881	239 968	247 260
8517629100	Portable receiver for call,alert/pagingand paging alert devices, incl	938	4 283	98 795	266 849
8517629200	Portable receiver for radio-telephonyor radio-telegraphy	0	786	0	346 749
8517629900	Other portable receivers	19 433	142 997	3 547 655	8 909 670
8517690000	Other apparatus for transmission orreception of voices; others	2 319	63 850	241 518	7 497 498
8517701000	Parts of control and adaptor unitsincluding gateways, bridges, rou	15 191	106 018	3 249 586	14 844 110
8517702100	Parts of cellular telephones	1 022	4 192	44 795	198 472
8517702900	Oth parts of control and adaptor unitsincluding gateways, bridges,	26 258	503 498	3 636 687	8 305 594
8517703100	Oth PCB of goods for line telephonyor line telegraphy; assembled	4 496	27 961	544 311	3 657 258
8517703200	Oth PCB of goods for radio-telephonyor radio-telegraphy; assembl	0	1 261	0	33 974
8517703900	Oth printed circuit board; assembled	87 610	910 668	3 937 157	48 296 348
8517704000	Aerials/antennae used w/ app. for radio-telephony or radio-telegr.	189 849	1 497 048	4 639 554	28 483 299
8517709100	Oth aerials/antennae of goods for linetelephony or line telegraphy	20 517	143 463	1 496 619	9 382 260
8517709200	Oth aerials/antennae of goods for radio-telephony or radio-telegr:	839 430	4 620 606	28 323 219	217 209 793
8517709900	Other aerials or antennae	200 562	1 449 581	38 092 116	227 424 204
8518101100	Microphones having a frequency rangeof 300 hz to 3.4 khz	2 077	28 726	110 080	466 942
8518101900	Other microphones, whether or notwith their stands	64 588	319 888	227 729	2 062 649
8518109000	Other microphones	15 137	76 626	424 667	1 969 377
8518211000	Box type of single loudspeakers,mounted in their enclosures	21 055	257 607	128 220	1 277 337
8518219000	Oth type of single loudspeakersmounted in their enclosures	123 455	864 550	598 662	4 914 579
8518221000	Box type of multiple loudspeakers,mounted in their enclosures	122 429	504 961	715 465	2 380 647
8518229000	Oth type of multiple loudspeakersmounted in their enclosures	143 127	1 108 163	684 687	4 803 492
8518292000	Loudspeakers,without enclosure,having a freq 300 hz to 3.4 khz	19 198	95 730	75 866	389 720
8518299000	Oth loudspeakers, not mounted intheir enclosure	558 055	3 562 730	3 211 647	21 483 191
8518301000	Headphones	26 586	203 881	229 840	1 319 613
8518302000	Earphones	638 607	3 315 956	2 272 282	12 929 894
8518304000	Line telephone handsets	112	21 801	9 371	77 529
8518305100	Oth combined microphone/speaker set,for cellular/wireless teleph	2 365	11 097	21 986	76 281
8518305900	Oth combined microphone/speaker set,for other puprposes	50 208	248 035	271 635	1 087 679
8518309000	Other headphones and earphones,combined w/ microphone/spea	17 001	157 524	229 511	2 569 709
8518402000	Audio-freq elec. amplifier used asrepeaters in line telephony	116	3 807	118	31 064
8518403000	Audio-freq elec. amplifier used asrepeaters in oth than line teleph	14	28	199	748
8518404000	Oth audio-freq elec. amplifier,have 6 ormore input signal line	4 393	35 240	123 381	358 070
8518409000	Other audio-freq elec. amplifier	198 264	790 367	3 096 886	6 474 100
8518501000	Elec. sound ampli. set having powerrating of 240W or more	9 726	67 043	23 656	285 422
8518502000	Oth elec. sound amplifier w/ loudspeaker50V <= voltage rating <=	1	4	7	54
8518509000	Oth electric sound amplifier	5 185	40 532	67 548	250 377
8518901000	Part of microphone,loudspeaker,telephonehandset,audio-freq ele	209 876	1 275 072	989 659	5 084 100

I.3. IMPOR MENURUT KOMODITI / IMPORT BY HS COMMODITY

\*\*\* JUNI/JUNE 2012 \*\*\*

HS	Uraian Komoditi Commodity Description	Berat Bersih / Net Weight (Kg)		Nilai / Value C.I.F (US\$)	
		Bulan ini Current Month	Kumulatif Cum.Jan. to date	Bulan ini Current Month	Kumulatif Cum.Jan. to date
8518902000	Part of oth audio-freq elec. amplifier,have 6 or more input signal li	2 599	12 522	381 947	1 847 862
8518903000	Part of single/multiple loudspeaker	140 275	432 736	236 821	719 595
8518904000	Part of oth loudspeakers, not mounted intheir enclosure	19 267	44 027	24 928	86 652
8518909000	Part of oth electric sound amplifier set	1 007 032	4 927 250	5 948 432	35 045 521
8519202000	Record player operated by others	1	1 267	122	33 886
8519300000	Turntables (record-decks)	0	5	0	160
8519500000	Telephone answering machines	0	2 307	0	2 435
8519811000	Pocket size cassette recorders,dimensionnot exceed 170 x 100 x 4	0	24	0	695
8519812000	Cassette recorder,with ampli/loudspeakeroperating only w/ ext. sr	103	3 431	1 377	15 796
8519813000	Compact disc player	5 440	35 725	89 484	323 914
8519814900	Transcribing machines for other purposes	0	146	0	6 442
8519816100	Magnetic tape rcorder incorp sound reprofor cinematography or t	12	325	597	5 371
8519816900	Magnetic tape rcorder incorp sound reprofor other puprposes	0	165	0	3 113
8519817900	Oth sound reproducing app,cassette type,for other puprposes	725	10 371	4 458	83 656
8519819100	Oth sound recorder suitable forcinematography or broadcasting	866	902	4 418	11 822
8519819900	Oth sound recorder suitable forother puprposes	4 533	21 890	96 468	250 110
8519891100	Cinematographic sound reproducersfor film of a width of less thar	0	1	0	117
8519892000	Record-players with/without loudspeakers	10	4 364	1 438	19 545
8519899000	Cinematographic sound reproducersfor other puprposes	18 521	97 159	216 120	1 924 706
8521101000	Magnetic tape-type used incinematography or TV broadcasting	933	1 016	21 699	27 389
8521109000	Magnetic tape-type used in other purpose	831	931	2 406	23 757
8521901100	Laser disc player used incinematography or TV broadcasting	0	237	0	14 607
8521901900	Laser disc player used in other purpose	33 410	199 736	233 568	1 683 299
8521909100	Oth magnetic tape-type used incinematography or TV broadcastin	15 741	63 587	481 496	1 590 131
8521909900	Oth magnetic tape-type used inother puprposes	100 939	587 912	3 269 751	15 452 611
8522100000	Pick-up cartridges	639	29 699	164 878	1 185 874
8522902000	Printed circuit board assemblies fortelephone answering machine	743	33 735	17 340	289 720
8522903000	PCB assemblies for cinematographic soundrecorders or reproduce	50 293	159 027	1 319 974	3 786 655
8522904000	Audio/video tapedecks and compact discmechanisms	62 046	384 282	932 620	4 687 630
8522905000	Audio/video reproduction heads, magnetictype; magnetic erasing	274	14 320	57 707	247 688
8522909100	Oth parts&accessories of cinematographicssound recorders/reprod	27 013	177 079	677 507	3 454 136
8522909200	Oth parts of telephone answering machine	95	123	6 029	7 786
8522909300	Oth parts&accessories for sound/audiorecording/reproducing (ma	236 880	1 193 550	5 063 206	33 424 033
8522909900	Oth parts&accessories for other soundor audio recording/reprodu	303 357	1 670 399	6 787 139	38 614 846
8523211000	Magnetic media card,incorporating amagnetic stripe; unrecorded	9 713	46 657	136 697	1 081 709
8523219000	Magnetic media card,incorporating amagnetic stripe; recorded	3 621	9 425	19 346	378 860
8523291100	Magnetic computer tapes,width <= 4mm;unrecorded	148	2 315	998	11 452
8523291900	Other magnetic tapes,width <= 4mm;unrecorded	12 159	16 648	50 132	76 903
8523292100	Magnetic video tapes, width <= 4mm;recorded	11 116	65 840	19 971	135 290
8523292900	Magnetic tapes (oth than video tapes)width <= 4mm; recorded	1	12	18	10 824
8523293100	Magnetic computer tapes,4mm<width<=6,5mm;unrecorded	74	631	7 147	24 978
8523293300	Magnetic video tapes,4mm<width<=6,5mm;unrecorded	11 237	108 077	72 285	480 769
8523293900	Other magnetic tapes,4mm<width<=6,5mm;unrecorded	551	1 530	80 376	244 737
8523294200	Magnetic tapes, 4mm<width<=6,5mm;recorded,for cinematograp	11 778	59 448	687 156	4 347 778
8523294300	Oth magnetic video tapes, 4mm<width<=6,5mm;recorded	1	892	180	177 542
8523294900	Oth magnetic computer tapes,4mm<width<= 6,5mm;unrecorded	173	2 460	1 120	8 566
8523295100	Magnetic computer tapes,width > 6,5mm;unrecorded	65	441	3 998	43 173
8523295200	Magnetic video tapes,width > 6,5mmunrecorded	623	26 376	16 172	174 191
8523295900	Oth magnetic tapes, width > 6,5mmunrecorded	25 004	174 115	143 884	1 009 122
8523296100	Magnetic tapes width >6,5mm;recordedfor storage media	215	292	2 900	29 574
8523296300	Oth magnetic video tapes, width > 6,5mm;recorded	156	156	4 330	4 330
8523296900	Oth magnetic tapes, width > 6,5mm;recorded, for other purposes	7	172	542	14 969
8523297100	Computer hard disc and diskette;unrecorded	13 654	52 014	79 735	336 515
8523297900	Other magnetic discs; unrecorded	174	1 137	2 638	18 454
8523298100	Magnetic disc for reproducing fenomenanot sound/image for co	317	318	17 309	17 402
8523298200	Magnetic disc for reproducing fenomenanot sound/image for ot	0	150	0	19 892
8523298300	Oth magnetic disc reproducing represent.by means of an auto. dat	1 066	6 947	13 135	110 444
8523299100	Magnetic media oth than disc forcomputer use;unrecorded	0	6 782	0	29 326
8523299200	Magnetic media oth than disc foroth than computer use;unrecord	31	7 184	2 242	192 683
8523299300	Magnetic media oth than disc forcomputer use;recorded	1	36 603	2	935 897
8523299400	Magnetic media oth than disc foroth than computer use;recorded	0	32	0	843
8523299500	Oth magnetic media reprod. sound/imageproprietary format stor	0	972	0	41 348
8523299900	Other magnetic media (not disc)	14 836	62 431	234 362	1 057 305
8523411000	Optical media, unrecorded, forcomputer use	113 269	1 395 314	625 862	1 931 849
8523419000	Optical media, unrecorded, forother use	505	6 461	4 348	294 145
8523491100	Disc for laser reading systems forreproducing phenomena not sou	4	40	4	1 204
8523491200	Educational, technical, scientific,historical/cultural disc;sound only	1	63	36	2 259
8523491300	Other kind of disc; sound only	9	12	1	15 584
8523491400	Disc for laser reading system for repro.represent. of instruct,data,;	457	4 812	438 111	3 515 841
8523491910	Cinematographic film oth than newsreel,travelogues,and oth doc.	0	1	0	121
8523491990	Other cinematographic films;optical	129	1 539	1 923	26 942

I.3. IMPOR MENURUT KOMODITI / IMPORT BY HS COMMODITY

\*\*\* JUNI/JUNE 2012 \*\*\*

HS	Uraian Komoditi Commodity Description	Berat Bersih / Net Weight (Kg)		Nilai / Value C.I.F (US\$)	
		Bulan ini Current Month	Kumulatif Cum.Jan. to date	Bulan ini Current Month	Kumulatif Cum.Jan. to date
8523499200	Oth disc for laser reading systems forreproducing sound only	0	1	0	24
8523499300	Oth disc for laser reading systems forreproducing others	0	83	0	76 132
8523499900	Oth disc for laser reading systems	1 080	3 317	139 187	456 810
8523511100	Solid-state non-volatile storage devicesuitable for computer use;	19 964	113 729	334 094	2 482 101
8523511900	Solid-state non-volatile storage devicesfor other use;unrecorded	3 757	22 910	242 317	1 239 145
8523512100	Solid-state non-volatile storage devicesuitable for computer use;	671	10 332	477 661	2 722 473
8523512900	Solid-state non-volatile storage devicesfor other use;recorded	83	107	22 372	24 685
8523513000	Solid-state non-volatile storage devicesfor repro. data,sound/imag	56	1 593	821 444	16 413 408
8523519090	Other cinematographic film;semiconductor	78	202 597	11 555	22 141 798
8523520000	"Smart cards"	73 719	417 452	6 109 665	27 171 870
8523591000	Proximity cards and tags;semiconductor	2 263	9 144	40 409	499 465
8523592100	Oth semiconductor media,unrecorded,suitable for computer use	312	2 564	14 540	20 088
8523592900	Oth semiconductor media,unrecorded,for other use	1 770	19 527	15 418	148 813
8523593000	Oth semiconductor media,recordedreproducing phenomena not s	0	82 401	0	569 526
8523594000	Oth semiconductor media,recordedreproducing others	0	341	0	26 030
8523599000	Other semiconductor media	2	773	1 310	50 735
8523804000	Gramophone records;storage device	0	20	0	190
8523805100	Oth solid-state non-volatil storage dev.;unrecorded,for computer u	4 094	28 869	1 852 022	13 934 688
8523809100	Oth solid-state non-volatil storage dev.;recorded,reprod. not soun	1 008	1 008	15 262	15 262
8523809200	Oth solid-state non-volatil storage dev.;recorded,reproducing othe	66 735	363 550	203 264	1 544 614
8523809900	Other solid-state non-volatilestorage device	622	2 947	3 737	83 774
8525500000	Transmission apparatus	0	8 032	0	265 083
8525600000	Transmission apparatus incorporatingreception apparatus	10 461	160 392	348 627	5 977 468
8525801000	Web cameras	58 404	343 368	478 325	3 879 661
8525803100	Video camera recorders,used inbroadcasting	7 262	19 318	459 640	935 256
8525803900	Video camera recorders,used inother purposes	12 132	120 638	1 205 433	7 537 156
8525804000	Television camera	7 039	70 691	301 967	1 962 631
8525805010	Pocket camera	24 858	169 991	1 459 972	11 234 422
8525805020	DSLR camera	14 071	32 530	1 683 951	4 252 122
8525805090	Other digital cameras	43 381	226 839	1 179 443	6 187 223
8526101000	Radar app.,ground based,use in civilaircraft,used solely on sea-goi	219	14 819	48 104	1 244 828
8526109000	Other radar apparatus	40 405	166 025	1 389 720	4 307 206
8526911000	Radio navigational aid app.,use in civilaircraft,used solely on sea-g	291	25 030	44 682	783 164
8526919000	Other radio navigational aid apparatus	5 016	35 906	647 452	8 805 185
8526920000	Radio remote control apparatus	17 757	167 025	292 901	2 398 630
8527120000	Pocket-size radio cassette-players	90	194	550	1 328
8527131000	Oth radio broadcast receiver combined w/sound recording/reproc	9 227	32 388	155 415	504 121
8527139000	Oth radio broadcast receiver combined w/sound recording/reproc	1 159	3 731	136 406	873 938
8527191100	Portable reception app capable of planmanage&monitor the elect	0	447	0	8 609
8527191900	Reception app capable of plan,manage&monitor electromag spect	320	702	7 827	11 934
8527199100	Oth reception app.;portable	18 416	24 336	29 621	64 129
8527199900	Oth reception app.;not portable	126	1 036	18 969	20 765
8527210000	Radio-broadcast receiver,use ext sourcepower combined with sou	89 943	424 977	4 744 026	23 369 629
8527290000	Radio-broadcast receiver,use ext sourcepower not combined with	33 535	178 413	1 508 674	6 555 137
8527911000	Oth radio-broadcast receiver,ext sourcepower combined w/ sounc	0	15 694	0	193 798
8527919000	Oth radio-broadcast receiver,ext sourcepower comb. w/ sound rec	250 048	425 507	2 264 537	4 097 663
8527921000	Oth radio-broadcast receiver,ext sourcepower combined w/ a cloc	958	26 585	16 512	226 025
8527929100	Oth radio-broadcast receiver;not portablecomb. w/ a clock,mains c	21 001	151 075	201 676	1 054 346
8527929900	Oth radio-broadcast receiver;not portablecomb. w/ a clock,operat	0	1 904	0	25 929
8527991000	Oth radio-broadcast receiver,ext sourcepower combined w/ other	0	707	0	41 672
8527999100	Oth radio-broadcast receiver;not portablecomb. w/ others,mains c	330	22 056	4 774	137 137
8527999900	Oth radio-broadcast receiver;not portablecomb. w/ others,operate	128	2 071	978	40 989
8528411000	Colors cathode-ray tube monitor,used inautomatic data processing ;	14 060	205 652	60 175	979 358
8528412000	B/W cathode-ray tube monitor,used inautomatic data processing ;	0	2	0	462
8528491000	Oth color cathode-ray tube monitor,usedin automatic data proces	7 634	9 514	137 278	157 692
8528492000	Oth B/W cathode-ray tube monitor,usedin automatic data proces	6	359	928	32 143
8528511000	Projection type flat panel display unitused in automatic data proce	42 351	418 280	1 723 865	11 589 662
8528512000	Oth projection type flat panel displayunits, color	157 724	1 335 563	5 085 166	36 341 939
8528513000	Oth projection type flat panel displayunits, B/W	491	913	10 653	22 387
8528591000	Other monitor, colour	26 799	472 635	299 520	3 749 692
8528592000	Other monitor, B/W	1 202	2 687	53 664	193 160
8528611000	Projector,flat panel display type use inautomatic data processing s	15 484	57 639	1 390 166	4 160 630
8528619000	Oth projector,flat panel display type,used in automatic data proce	1 477	49 914	23 144	290 819
8528691000	Oth projector,have capability ofprojecting on a screen >=300 inch	0	940	0	29 046
8528699000	Oth projector,have capability ofprojecting on a screen <300 inches	4 962	158 391	119 125	9 319 236
8528711100	Set top box which have a communicationfunctions, mains operated	631	95 355	36 850	3 410 208
8528711900	Set top box which have a communicationfunctions, operated by ot	6 719	98 086	194 042	2 845 207
8528719100	Oth set top box, have a communicationfunctions, mains operated	0	852	0	66 201
8528719900	Oth set top box, have a communicationfunctions, operated by oth	40	4 032	480	25 996
8528721000	Oth reception app. for TV,colour,battery operated	3 160	4 004	86 346	93 589
8528729100	Cathode-ray tube type	71	1 188	82 331	127 361

## I.3. IMPOR MENURUT KOMODITI / IMPORT BY HS COMMODITY

\*\*\* JUNI/JUNE 2012 \*\*\*

HS	Uraian Komoditi Commodity Description	Berat Bersih / Net Weight (Kg)		Nilai / Value C.I.F (US\$)	
		Bulan ini Current Month	Kumulatif Cum.Jan. to date	Bulan ini Current Month	Kumulatif Cum.Jan. to date
8528729200	LCD,LED,and oth flat panel display type	800 945	3 155 206	18 763 987	77 232 947
8528729900	Oth reception app. for TV,colour,not battery operated	10 621	28 887	343 612	619 032
8528730000	Oth reception apparatus for TV, B/W	0	32	0	669
8529102100	Parabolic aerial reflector dishes for TVreception	835 042	4 483 186	2 983 618	15 941 844
8529102900	Oth parabolic aerial reflector dish forTV reception	447 881	1 372 453	703 552	2 561 123
8529103000	Telescopic, rabbit & dipole antennae forTV or radio receivers	103 097	554 165	508 359	3 794 759
8529104000	Aerial filters and separators	47 983	241 643	769 856	4 262 012
8529106000	Feed horns (wave guide)	196 058	701 700	560 467	2 114 280
8529109200	Oth aeriels&aerials reflector,used withtransmission app. for radio-	117 854	692 894	389 907	2 983 276
8529109900	Oth aeriels&aerials reflector,used withtransmission app. for oth pt	12 188	387 088	302 719	19 450 903
8529902000	Part of decoder for use w/ transmission,radar&reception app. ,mo	40 503	305 525	333 050	4 725 380
8529904000	Part of digital/video camera,use withtrans.,radar&recept. app.,mo	34 772	167 975	1 059 766	5 127 219
8529905100	Oth printed circuit board; assembled,for transmission apparatus	0	7 809	0	356 017
8529905200	Oth printed circuit board; assembled,for radio-broadcast receiver	75 185	363 068	293 255	3 261 689
8529905300	Oth printed circuit board; assembled,for flat panel display monitor	113 303	650 517	3 265 529	18 613 063
8529905400	Oth printed circuit board; assembled,for TV receivers	160 232	1 051 903	3 845 563	26 885 843
8529905500	Oth printed circuit board; assembled,for other monitor/projector	231	24 681	674	175 729
8529905900	Oth printed circuit board; assembled,for other goods	417 680	2 591 983	28 643 942	191 285 230
8529909100	Oth printed circuit board;not assembled,for television receivers	2 009 156	8 371 739	60 899 155	230 297 560
8529909400	Oth printed circuit board;not assembled,for flat panel display	1 433 660	7 704 570	38 645 348	201 888 434
8529909900	Oth printed circuit board;not assembled,for other goods	421 532	1 930 495	4 904 913	21 371 069
8530100000	Equipment for railways and tramways	0	20 449	0	277 509
8530800000	Equipment for roads,inland waterways,parking facility,port install.	833	47 467	38 458	828 992
8530900000	Part of equipment railways,tramways,road,waterway,parking facil	61	15 196	7 562	1 342 573
8531101000	Burglar alarms	22 311	94 645	90 372	535 196
8531102000	Fire alarms	69 773	240 426	1 402 904	3 466 086
8531103000	Smoke alarms;portable personal alarm(shrill alarm)	6 022	111 066	176 210	680 850
8531109000	Other alarms and similar apparatus	39 532	370 219	1 257 613	8 097 550
8531200000	Indicator panel incorporating LCD/LED	88 630	881 880	5 461 450	40 890 733
8531801100	Door bells and other door soundsignalling apparatus	6 221	47 110	32 607	332 158
8531801900	Other electronic bells and soundsignalling apparatus	4 156	55 791	283 207	2 548 461
8531802100	Vacuum flourescent display panels	0	4 229	0	278 356
8531802900	Oth flat panel displays (includingelectroluminescence,plasma,&otf	988	10 252	28 923	241 129
8531809000	Other electric sound/visual signallingapparatus	45 401	189 900	291 198	1 928 314
8531901000	Part of panel indicator,electric sound/visual signalling app,flat pan	15 207	128 454	823 712	6 958 348
8531902000	Part of door bell/other door soundsignalling apparatus	0	95	0	3 203
8531903000	Part of other bells/sound signallingapparatus	222	639	6 622	29 274
8531909000	Part of other electric sound or visualsignalling apparatus	11 350	326 851	391 799	5 521 253
8532100000	Fixed capacitor desgned for use in 50/60Hz circuit, reactive power	138 228	981 266	3 941 237	25 572 873
8532210000	Tantalum	7 292	33 772	311 907	2 103 185
8532220000	Aluminium electrolytic	232 597	1 102 419	6 151 379	33 059 857
8532230000	Ceramic dielectric,single layer	151 043	567 955	3 726 993	15 871 492
8532240000	Ceramic dielectric,multi layer	54 244	577 397	3 377 804	26 500 028
8532250000	Dielectric of paper or plastic	37 823	209 490	616 014	3 438 497
8532290000	Other fixed capasitor	270 213	1 367 608	8 111 021	39 389 397
8532300000	Variable/adjustable (pre-set) capacitors	50 391	323 697	1 143 062	6 999 229
8532900000	Parts of fixed electrical capasitor	380 862	1 528 763	14 129 515	66 689 041
8533101000	Fixed carbon resistors, composition/filmtype; surface mounted	104 513	260 474	1 757 037	13 800 305
8533109000	Fixed carbon resistors, composition/filmtype; not surface mounter	134 217	546 489	4 840 568	27 089 713
8533210000	Oth fixed resistors for a power handlingcapacity not exceeding 20W	29 357	201 784	1 302 596	7 869 903
8533290000	Oth fixed resistors for a power handlingcapacity exceeding 20W	45 854	285 467	1 336 162	11 126 757
8533310000	Wirewound variable resistors, rheostats,for a power handling capæ	3 374	11 438	14 463	72 796
8533390000	Wirewound variable resistors, rheostats,for a power handling capæ	10 393	165 562	145 106	1 866 049
8533400000	Other variable resistors, includingrheostats and potentiometers	45 650	221 570	1 966 080	9 668 526
8533900000	Parts of fixed resistors	138 650	702 369	2 324 197	12 941 114
8534001000	Printed circuits, single-sided	68 177	418 019	1 917 727	14 617 728
8534002000	Printed circuits, double-sided	21 011	205 533	1 215 258	21 389 945
8534003000	Printed circuits, multi-layer	110 993	572 479	4 871 212	28 555 463
8534009000	Other printed circuits	592 566	3 325 954	22 155 213	134 832 784
8535100000	Fuses, for a voltage > 1000V	99 311	338 974	923 547	3 730 677
8535211000	Automatic circuit breakers for a voltage< 72,5 KV; moulded case ty	49 218	81 867	174 154	574 855
8535219000	Automatic circuit breakers for a voltage< 72,5 KV; other type	160 005	824 912	4 092 262	22 209 176
8535290000	Automatic circuit breakers for a voltage>= 72,5 KV	281 777	734 175	2 153 120	8 750 576
8535301100	Disconnecter having a voltage < 36 KV	10 362	74 789	159 840	1 286 911
8535301900	Disconnecter having a voltage >= 36 KV	38 673	154 578	266 247	1 506 841
8535302000	Isolating switch&make-and-break switchfor a voltage of >= 66 KV	155 400	225 746	209 927	1 096 846
8535309000	Isolating switch&make-and-break switchfor a voltage of < 66 KV	158 220	940 546	2 232 690	12 928 840
8535400000	Lightning arresters,voltage limiters andsurge suppressors	145 768	951 593	1 745 026	8 392 033
8535901000	Bushing and tap changer assemblies for electricity distrib/power tr	47 155	415 252	1 597 155	7 463 743
8535909000	Oth bushing and tap changer assembl. for electricity distrib/power	298 224	1 328 232	4 717 182	18 264 413
8536101100	Thermal fuses glass type for use inelectricis fans	10 321	27 797	283 542	1 204 236

I.3. IMPOR MENURUT KOMODITI / IMPORT BY HS COMMODITY

\*\*\* JUNI/JUNE 2012 \*\*\*

HS	Uraian Komoditi Commodity Description	Berat Bersih / Net Weight (Kg)		Nilai / Value C.I.F (US\$)	
		Bulan ini Current Month	Kumulatif Cum.Jan. to date	Bulan ini Current Month	Kumulatif Cum.Jan. to date
8536101200	Thermal fuses glass type for use in others, for a current of less than	8 131	22 966	102 030	438 067
8536101300	Fuse blocks, of a kind used for motor vehicles	8 506	39 402	199 228	1 082 927
8536101900	Oth thermal fuses glass type	45 133	246 694	818 711	5 000 117
8536109100	Oth fuses for use in electric fans	2 208	27 766	72 765	834 814
8536109200	Oth fuses for use in other, for a current of less than 16 A	87	1 736	758	28 839
8536109300	Oth fuse blocks, of a kind used for motor vehicles	13 297	84 652	303 148	1 922 828
8536109900	Other fuses	79 930	612 201	1 185 839	7 745 737
8536201100	Automatic circuit breaker; moulded case, for a current of less than	355	10 994	33 280	194 886
8536201200	Automatic circuit breaker; moulded case, for a current >16A but <=	237	5 978	12 550	179 932
8536201300	Automatic circuit breaker; moulded case, for a current >32A but <=	47	3 054	1 421	48 683
8536201900	Automatic circuit breaker; moulded case, for a current >1000A	13 472	52 877	91 097	819 855
8536202000	Automatic circuit incorporated into electro-thermic domestic appli	3	1 633	25	39 926
8536209100	Automatic circuit incorporated into oth, a current < 16A	1 037	103 640	72 324	1 270 148
8536209900	Automatic circuit incorporated into oth, a current >= 16A	81 538	443 137	995 385	6 526 027
8536301000	Lightning arresters for protecting electrical circuits	22 610	165 113	179 572	1 985 150
8536302000	Electrical circuit protector used in radio equipment/electric fans	237	1 443	5 312	33 307
8536309000	Oth apparatus for protecting electrical circuits	70 015	458 460	2 456 249	12 718 729
8536411000	Digital relays, voltage <= 60V	5 735	33 053	162 027	780 665
8536412000	Relays used in radio equipment, voltage <= 60V	1	1	30	30
8536413000	Relays used in electric fans, voltage <= 60V	0	1	0	12
8536414000	Oth relays, voltage <= 60V, a current <16A	1 473	4 487	16 424	53 738
8536419000	Relays used in other equipment, voltage <= 60V	91 487	609 602	2 546 664	17 328 752
8536491000	Digital relays, voltage > 60V	21 209	72 268	1 183 315	4 415 841
8536499000	Other relays, voltage > 60V	145 064	768 647	3 022 950	23 845 219
8536502000	Over-current and residual-current automatic switches	361 130	585 220	1 108 014	7 703 613
8536503200	High inrush switch used in electric fans or radio equipment	8 381	43 800	112 827	596 697
8536503300	High inrush switch, of a rated current carrying capacity < 16A	7 561	59 984	77 248	903 284
8536503900	Other high inrush switches	128 355	676 405	2 350 865	11 971 041
8536504000	Miniature switches for rice cookers or oven toasters	340	2 553	1 366	160 304
8536505100	Electronic AC switch, voltage <=1000V, for a current < 16A	15 396	134 394	193 759	1 617 915
8536505900	Electronic AC switch, voltage <=1000V, for a current >= 16A	53 174	255 362	1 493 593	6 599 954
8536506100	Make&break switch used in domestic elec. wiring, <=500V, for a cur	0	3 316	0	48 469
8536506900	Make&break switch used in domestic elec. wiring, <=500V, for a cur	5 187	35 528	283 526	1 751 859
8536509200	Oth make&break switch used in domestic elec. wiring, >500V, use ir	753	11 129	21 627	170 406
8536509500	Oth make&break switch, >500V, starters for electric motors or fuse	12 540	38 370	282 694	1 035 990
8536509900	Oth make&break switch, >500V	399 528	2 181 488	9 786 160	53 066 199
8536611000	Lamp holder used for compact lamps or halogen lamps	1 923	51 084	26 999	249 692
8536619100	Lamp holder used for oth lamps, a current < 16A	10 598	32 574	73 630	229 506
8536619900	Lamp holder used for oth lamps, a current >= 16A	145 259	1 204 840	379 945	2 277 491
8536691200	Telephone plugs for a current < 16A	548 097	775 866	1 110 364	2 060 218
8536691900	Telephone plugs for a current <= 16A	54 935	240 684	1 170 387	5 646 643
8536692200	Audio/video & cathode ray tube socket for TV/radio receiver, a cur	6	1 279	189	29 639
8536692900	Audio/video & cathode ray tube socket for TV/radio receiver, a cur	67 139	180 927	503 839	2 147 912
8536693200	Socket&plug for co-axial cable&printed circuits, for a current < 16A	17 830	38 039	112 700	244 659
8536693900	Socket&plug for co-axial cable&printed circuits, for a current >= 16A	58 696	237 627	842 430	3 113 951
8536699200	Oth socket&plug, for a current < 16A	28 694	131 642	157 915	855 406
8536699900	Oth socket&plug, for a current >= 16A	54 261	241 399	971 825	3 576 478
8536701000	Connector for optical fibres, opt. fibres bundles or cables; ceramics	1 158	4 829	57 729	216 963
8536702000	Connector for optical fibres, opt. fibres bundles or cables; copper	1 325	7 250	106 022	522 546
8536709000	Oth connector for optical fibres, optical fibres bundles or cables	78 637	500 554	1 913 796	15 973 575
8536901200	Connection&contact elements for wires&cables; wafer probers; cur	5 534	144 628	118 651	1 342 645
8536901900	Connection&contact elements for wires&cables; wafer probers; cur	156 471	1 229 958	2 949 684	15 577 489
8536902200	Junction boxes, for a current < 16A	1 956	10 205	86 767	383 250
8536902900	Junction boxes, for a current >= 16A	290 729	1 487 714	7 028 930	34 501 165
8536903200	Cable connector, connector/adaptor for co-axial cable, commutator	22 681	196 355	459 016	4 103 506
8536903900	Cable connector, connector/adaptor for co-axial cable, commutator	663 054	4 035 235	18 542 014	121 717 341
8536909300	Telephone patch panels	276	123 772	1 791	1 074 748
8536909400	Oth cable connector, for a current < 16A	7 381	44 317	156 663	575 749
8536909900	Oth cable connector, for a current >= 16A	938 382	4 684 053	21 234 241	129 614 706
8537101100	Control panel use in distributed control system; voltage <1000V	23 848	895 199	302 550	8 912 288
8537101200	Control panel fitted w/ a programmable processor; voltage <1000V	12 418	177 155	220 632	9 348 117
8537101300	Control panel for AC, refrig., wash. mach., vacuum cleaner, mixer, wa	1 492	11 356	13 247	151 175
8537101900	Other control panel	74 745	595 949	1 726 328	14 325 865
8537102000	Distribution board used w/ auto. data process. mach., telep. sets, tran	25 745	120 992	561 809	2 970 802
8537103000	Programmable logic controllers for auto-mach for trans. for semic	73 405	574 495	923 845	4 996 279
8537109100	Switchboard used in radio equipment or electric fans	10 080	593 289	822 091	6 880 390
8537109200	Switchboard use in distributed control systems	11 854	21 053	1 132 711	1 298 813
8537109900	Switchboard use for other purposes	400 230	1 828 822	4 219 827	27 892 034
8537201100	Switchboards incorp. elect instrum for break, connect/protect elect	4 357	48 827	104 728	713 110
8537201900	Switchboards incorp. elect instrum for break, connect/protect elect	84 334	1 074 746	1 552 011	35 894 111
8537202100	Control panels incorp. elect instrum for break, connect/protect elec	8 852	188 698	168 628	3 902 877

I.3. IMPOR MENURUT KOMODITI / IMPORT BY HS COMMODITY

\*\*\* JUNI/JUNE 2012 \*\*\*

HS	Uraian Komoditi Commodity Description	Berat Bersih / Net Weight (Kg)		Nilai / Value C.I.F (US\$)	
		Bulan ini Current Month	Kumulatif Cum.Jan. to date	Bulan ini Current Month	Kumulatif Cum.Jan. to date
8537202900	Control panels incorp. elect instrum forbreak,connect/protect elec	207 821	821 453	3 398 532	17 351 101
8537209000	Oth board for elect. control for voltage> 1000 volt	359 528	3 961 337	7 387 175	67 292 440
8538101100	Parts of programmable logic controllers,<=1000V;for smiconducto	1 756	20 717	41 318	1 026 241
8538101200	Oth part of programable logic controllerused in radio equipment,<	2	448	1 800	18 150
8538101900	Oth part of programable logic controllerused in other equipment,	60 434	456 725	634 595	4 511 515
8538102100	Parts of programmable logic controllers,>1000V;for smiconductor	2 806	34 708	99 500	1 806 235
8538102200	Oth part of programable logic controllerused in radio equipment,>	250	273	1 847	2 538
8538102900	Oth part of programable logic controllerused in other equipment,	46 853	197 808	405 144	3 267 771
8538901100	Part incl. printed circuit assmbles of telp plug;connect&contact; <=	45 601	326 796	1 614 211	9 613 999
8538901200	Part of switch,socket&plug for coaxialcable,and oth apparatus, <=	33 457	646 540	828 022	9 249 135
8538901300	Part of distribution boards, <=1000V	0	8 914	0	27 433
8538901900	Oth part of electric switch,socket&plug,<= 1000V	152 487	705 407	6 132 891	17 775 752
8538902100	Part incl. printed circuit assmbles of telp plug;connect&contact; >1	2 792	22 768	56 498	388 186
8538902900	Oth part incl. printed circuit assmbles of telp plug;connect&contac	653 365	3 686 398	17 541 894	139 044 222
8539101000	Sealed beam lamp units formotor vehicles	79 864	490 553	772 486	3 909 913
8539109000	Sealed beam lamp units for others	29 010	189 243	204 157	1 965 053
8539212000	Tungsten halogen used in medicalequipment	11	3 254	4 384	21 971
8539213000	Tungsten halogen used for motorvehicles	65 366	374 998	1 131 622	6 627 037
8539214000	Other reflector lamp bulbs of tungstenhalogen	2 456	22 074	52 455	173 109
8539219000	Other tungsten halogen	24 665	100 457	441 137	2 102 323
8539222000	Oth filament lamp,not tungsten halogen,pwer<=200W & >100V,fo	43	67	2 820	4 709
8539223000	Oth reflector lamp bulbs,not tungstenhalogen, power <=200W & v	4 976	22 084	108 469	415 638
8539229000	Oth filament lamp,not tungsten halogen,power<=200W & voltage:	77 667	392 473	337 912	2 544 701
8539291000	Other filament lamps, excl UV/infraredlamps,for medical equipme	94	9 877	6 258	1 791 330
8539292000	Other filament lamps, excl UV/infraredlamps,for motor vehicles	69 813	522 493	2 032 141	12 723 687
8539293000	Other reflector lamp bulbs,excl UV/infrared lamps,for oth purpose	12 605	77 860	201 605	856 627
8539294100	Flashlight bulb;miniature inductor bulb, rated <=2,25V, for medical	1	116	2 011	7 245
8539294900	Flashlight bulb;miniature inductor bulb, rated <=2,25V, for other pu	2 661	45 712	177 497	849 217
8539295000	Oth filament lamp excl UV/Infrared lamp, capacity >200W & <=300	700	30 420	21 449	187 966
8539296000	Oth filament lamp excl UV/Infrared lamp, capacity <=200W, volta	883	13 672	66 481	466 225
8539299000	Other filament lamps, excluding UV orinfra-red lamps	341 101	1 400 026	2 118 758	8 726 988
8539311000	Tubes for compact fluorescent lamps offluorecent, hot cathode, ni	27 359	374 000	245 087	2 545 756
8539319010	Tube lamps of fluorecent, hot cathode,not UV lamps	107 326	547 508	555 171	3 005 656
8539319020	Compact fluorescent lamps of fluorecent, hot cathode, not UV lar	70 240	199 188	539 112	2 007 080
8539319090	Oth discharge lamps excl UV lamps offluorecent, hot cathode	1 140 633	7 613 684	16 521 426	101 790 855
8539320000	Mercury/sodium vapour lamps;metal halidelamps excl UV lamps	33 854	180 072	805 994	3 398 903
8539391000	Tubes for compact fluorescent lamps,coldcathode types, not UV la	46 984	235 363	90 824	722 274
8539393000	Discharge lamps other fluorescent lamp,cold cathode types, not U	304	1 709	3 317	69 416
8539399000	Other discharge lamps, other than UVlamps, cold cathode types	98 972	279 981	670 140	1 923 282
8539410000	Arc lamps	152	2 044	25 586	378 616
8539490000	Ultra-violet/infra-red lamps	84 161	241 867	2 780 635	6 180 370
8539901000	Aluminium end cap for fluoresc lamp;alum screw caps for incande:	172 307	1 174 400	633 214	4 666 390
8539902000	Parts of elect filament/discharge lampsof kind used for motor vehi	38 263	193 282	263 389	1 093 077
8539909000	Oth part of elect filament/dischargelamps; part of arc-lamps	405 560	2 355 967	4 510 391	28 788 990
8540110000	Cathode-ray television picturetube incl video monitor cathod	2 975 987	16 598 519	6 111 990	34 008 735
8540120000	Monochrome cathode-ray TV picture tube,incl video monitor cath	0	398	0	420
8540200000	TV camera tubes; image converters andintensifiers; other photo-c:	105	955	211 363	13 050 925
8540401000	Data/graphic display tubes,color, used for articles of heading 85.2!	0	2	0	63
8540409000	Data/graphic display tubes,monochrome,used for articles of headi	212	2 885	20 221	32 080
8540600000	Other cathode-ray tubes	2 598	2 850	43 060	61 511
8540710000	Magnetrons	9	432	164	13 020
8540790000	Microwawe tubes, not magnetrons, exclgrid-controlled tubes	0	18	0	9 243
8540810000	Receiver/amplifier valves and tubes	3 337	8 492	76 194	411 310
8540890000	Other valves and tubes	174	22 880	9 792	196 448
8540910000	Parts of cathode-ray tubes	60 752	519 973	980 531	7 283 471
8540991000	Parts of microwave tubes	9 971	23 282	34 650	121 283
8540999000	Other parts of thermionic,cold cathodeor photo cathode valves an	7 704	15 161	201 476	639 258
8541100000	Diodes, other than photosensitive/lightemitting diodes	158 196	1 127 326	10 698 081	77 103 931
8541210000	Transistor oth than photosensitivewith a dissipation rate of <1 W	15 073	119 340	1 910 279	13 581 299
8541290000	Transistor oth than photosensitivewith a dissipation rate of >=1 W	286 770	1 223 514	9 683 543	48 169 345
8541300000	Thyristors,diacs and triacs, other thanphotosesintive devices	10 897	67 348	1 481 746	11 173 145
8541401000	Light emitting diodes	63 047	302 269	9 724 618	42 930 522
8541402100	Photovoltaic cells, not assembled	32	74 646	3 295	1 251 534
8541402200	Photovoltaic cells, assembled in modulesor made up into panels	21 762	157 723	285 672	1 385 090
8541402900	Oth photocells, including photodiodes & phototransistors	4 779	63 309	180 414	1 397 939
8541409000	Oth photosensitive semiconductor devices	45 754	437 465	4 500 245	21 674 145
8541500000	Other semiconductor devices	29 033	199 620	2 790 462	14 735 562
8541600000	Mounted piezo-electric crystals	24 565	137 341	2 033 370	10 700 277
8541900000	Parts of diodes,transistors & similar;photosensitives semiconduct	24 007	122 094	2 002 720	6 983 873
8542310000	Processor & controller of electronicsintegrated circuits	299 188	1 546 409	25 574 074	172 775 037
8542320000	Memories of electronic integratedcircuits	79 593	433 279	6 371 636	39 524 335

I.3. IMPOR MENURUT KOMODITI / IMPORT BY HS COMMODITY

\*\*\* JUNI/JUNE 2012 \*\*\*

HS	Uraian Komoditi Commodity Description	Berat Bersih / Net Weight (Kg)		Nilai / Value C.I.F (US\$)	
		Bulan ini Current Month	Kumulatif Cum.Jan. to date	Bulan ini Current Month	Kumulatif Cum.Jan. to date
8542330000	Amplifiers of electronic integrated circuits	23 876	107 204	875 229	3 287 966
8542390000	Other electronic integrated circuits	438 249	2 178 956	125 640 083	705 816 234
8542900000	Parts of electronic integrated circuits	138 478	691 133	11 165 603	37 042 207
8543100000	Particle accelerators	100	15 458	3 240	786 457
8543200000	Signal generators	9 809	25 015	703 857	1 898 296
8543302000	Wet processing equip. for the applic. by immersion of chemical/el	439	72 650	18 080	775 669
8543309000	Oth machine&apparatus for electroplating,electrolysis/electropho	198 670	1 006 012	22 360 384	63 958 399
8543701000	Electric fence energisers	11 565	68 523	31 989	2 114 997
8543702000	Remote control apparatus, other than radio remote control appara	234 163	1 052 916	6 454 074	21 146 773
8543703000	Electrical machines with translation ordictionary functions	1 131	22 247	261 702	3 035 042
8543704000	Equip/machine for removal dust particle& curing material by UV li	650	12 155	154 733	891 364
8543705000	Integrated receiver/decoder (IRD) for direct broadcast multimedia	231 794	2 463 579	2 337 023	17 060 958
8543709000	Oth electrical machines & apparatus, having individual fuctions	286 882	1 717 685	4 573 294	23 866 803
8543901000	Parts of particle accelerators or signal generators	28	1 372	10 010	205 338
8543902000	Part of wet processing equip for applic.by immersion of chemical/	11 867	90 742	39 694	341 268
8543904000	Part of equip/machine for removal dustparticle & curing material l	0	1	0	73
8543905000	Part of Integrate receiver/decoder (IRD)for direct broadcast multir	30 823	86 392	67 521	220 508
8543909000	Parts of oth electrical machines and apparatus, having individual fu	379 325	1 150 105	7 030 828	26 008 791
8544111000	Winding wire of copper, w/ an outercoating of lacquer or enamel	235 764	1 936 486	4 312 524	23 759 822
8544112000	Winding wire of copper, w/ an outer coat/cover w/paper, textile m	39 178	351 331	375 795	5 024 767
8544119010	Winding wire of copper, laquer/enamelled & cover with paper, tex	30 801	167 466	317 809	1 826 424
8544119020	Winding wire of copper, rect cross-sect. and without connectors	221 397	1 000 234	1 351 365	6 848 547
8544119090	Other winding wire of copper	21 796	219 768	859 919	4 552 103
8544190010	Winding wire not of copper, laquered or enamelled	19 805	273 050	133 714	1 594 199
8544190020	Manganese resistance wire	61 064	237 111	552 895	2 009 013
8544190090	Winding wire not of copper, not lacquere/enamelled, not mangane	116 157	618 216	1 249 606	5 625 955
8544201100	Co-axial cable/elec:fitted w/ connector;<=66.000V;insulated w/ ru	32 311	361 308	170 899	2 286 148
8544201900	Co-axial cable/elec:fitted w/ connector;<=66.000V;insulate not w/	543 234	3 183 998	66 315 576	100 308 749
8544202100	Co-axial cable/elec:unfitted w/ conecotr;<=66.000V;insulated w/ ru	344 825	1 427 107	2 282 053	9 890 443
8544202900	Co-axial cable/elec:unfitted w/ conecotr;<=66.000V;insulate not w/	1 373 105	7 989 511	7 959 788	53 598 027
8544203100	Co-axial cable/elec:fitted w/ connector;>66.000V;insulated w/ rub	27 552	135 690	380 638	1 289 114
8544203900	Co-axial cable/elec:fitted w/ connector;>66.000V;insulate not w/ r	90 633	248 628	264 131	2 423 297
8544204100	Co-axial cable/elec:unfitted w/ conecotr;>66.000V;insulated w/ rub	112	74 809	3 375	684 604
8544204900	Co-axial cable/elec:unfitted w/ conecotr;>66.000V;insulate not w/ r	14 381	373 819	189 165	5 407 415
8544301200	Wiring harness for mtor vehicle;of head 87.02,87.03,87.04/84.11;ji	148 560	852 472	2 939 636	16 666 736
8544301300	Wring harness for mtor vehicle;excl head 87.02,87.03,87.04/84.11;	108 243	229 741	392 881	2 140 758
8544301400	Wiring harness for mtor vehicle;of head 87.02,87.03,87.04/84.11;n	24 597	90 748	201 467	773 826
8544301900	Wring harness for mtor vehicle;excl head 87.02,87.03,87.04/84.11;	22 488	92 783	376 502	2 151 571
8544309100	Ignition wiring sets, not wiring set, used in vehicle, aircraft/ship;insul	21 455	137 639	522 432	4 186 648
8544309900	Ignition wiring sets, not wiring set, used in vehicle, aircraft/ship;no ir	324 614	2 161 884	5 133 900	26 635 662
8544421100	Telephone, telegraph, radio relay cable submarine, fitted w/ conner	9 171	16 216	47 784	179 894
8544421200	Telephone, telegraph, radio relay cable not submarine, fitted w/ co	1 408	7 816	19 354	220 350
8544421900	Oth elect conductor, fitted w/ connector; used for communication, i	126 319	513 063	2 009 850	9 453 355
8544422100	Telephone, telegraph, radio relay cable submarine, fitted w/ cnecto	4 281	69 768	56 350	464 056
8544422200	Telephon, tlegraph, radio relay cable; not submarine, fitted w/ cnect	1 855	14 595	32 115	123 014
8544422900	Oth elect conductor, fitted w/ connector; used for communication, i	35 201	208 837	298 950	3 101 034
8544423200	Battery cable;<=1000V;insulate w/ rubber for vehicle head 87.02,8	52	932	1 771	14 409
8544423300	Battery cable;<=1000V;insulate w/ rubber for vehicle head 87.02,8	146	15 651	2 909	278 002
8544423400	Battery cable;<=1000V;insulate w/ rubber for vehicle head 87.02,8	1 317	5 694	16 616	113 251
8544423900	Battery cab;<=1000V;no insulate w/ rubber for vehicle head 87.02,8	1 416	4 869	12 416	86 586
8544429100	Electrical cables insulated w/ plastic diameter <=19,5 mm, use for t	308 017	1 517 892	6 338 864	27 670 527
8544429200	Electrical cables insulated w/ plastic diameter >19,5 mm, use for tel	41 491	402 705	353 408	6 061 952
8544429910	Car cigarettes lighters adapters	73	1 560	1 081	58 712
8544429990	Oth elect conductor, fitted w/ connector, used for telecommunicati	138 343	936 608	860 353	6 066 075
8544491100	Telephone, telegraph, radio relay cable submarine, not fitted w/ co	3 155	54 345	38 421	473 993
8544491200	Telephone, telegraph, radio relay cable not submarine, not fit w/ cr	340	3 111	1 830	28 900
8544491900	Oth elect conductor, not fit w/ cconnector; used for communication, v	129 566	903 250	1 267 095	9 107 296
8544492100	Shielded wire for mnfact. of auto-wiring harnesses, not for commur	582 769	4 300 118	7 400 821	50 345 509
8544492200	Electrical cables insulated w/ plastic diamtr <=19,5 mm, not use for	95	5 445	7 206	89 645
8544492300	Electrical cables insulated w/ plastic diamtr >19,5 mm, not use for t	8 210	16 575	47 569	112 123
8544492900	Oth electric conductors, not fitted w/ connector, not for telecommu	909 106	6 051 923	5 140 308	30 118 013
8544493100	Telephone, tlegraph, radio relay cable submarine, for communic, 80'	0	580	0	17 145
8544493200	Oth elect connector, fitted w/ connector for comm, insulate w/ plas	12	1 869	1 287	31 151
8544493900	Oth elect connector, fit w/ connector for comm, not insulate w/ pla	233 151	1 474 567	1 957 803	16 488 547
8544494100	Oth elect cconnector, fit w/ connector, >80V & <=1000V, not for com, ir	16 951	388 264	147 834	4 075 766
8544494900	Oth elect cconnector, fit w/ connector, >80V & <=1000V, no for com, ins	267 120	1 514 181	2 823 281	12 377 548
8544601100	Oth electric conductors, >1 kV & <=36kV, insulate plastic w/ core di	112 663	742 901	799 303	3 318 259
8544601900	Oth electric conductors, >1 kV & <=36kV, insulate plastic w/ core di	340 147	1 247 412	2 972 929	13 304 783
8544602100	Oth electric conductors, >36 kV & <=66kV, insulate plastic w/ core c	37 111	443 907	318 679	2 930 737
8544602900	Oth electric conductors, >1 kV & <=36kV, insulate plastic w/ core di	165 157	1 264 009	1 592 770	11 005 486
8544603000	Other electric conductors, for a voltage > 66 kV	38 712	303 513	436 922	3 197 977



## I.3. IMPOR MENURUT KOMODITI / IMPORT BY HS COMMODITY

\*\*\* JUNI/JUNE 2012 \*\*\*

HS	Uraian Komoditi Commodity Description	Berat Bersih / Net Weight (Kg)		Nilai / Value C.I.F (US\$)	
		Bulan ini Current Month	Kumulatif Cum.Jan. to date	Bulan ini Current Month	Kumulatif Cum.Jan. to date
8544701000	Optical fibre cable of teleph,telegraph,radio relay cables,submarin	137 508	402 848	1 005 294	4 450 003
8544709000	Other optical fibre cables	571 700	3 567 441	1 648 998	18 386 274
8545110000	Electroda of graphite, used for furnaces	614 421	5 179 593	2 590 405	19 317 882
8545190000	Electroda of graphite, used not forfurnaces	7 179	560 771	184 705	8 134 878
8545200000	Carbon brushes of graphite/oth carbon,for electrical purposed	67 603	312 195	1 207 090	6 306 621
8545900000	Lamp carbon,battery carbon & oth articleof graphite/oth carbon,v	260 687	1 258 545	1 639 307	10 099 543
8546100000	Electrical insulators of glass	369 616	855 055	842 125	3 150 582
8546201000	Transformer bushing & circuit breakerinsulator, of ceramic	165 203	723 774	388 114	2 484 765
8546209000	Electrical insulators of any materialother than glass & ceramics	1 158 246	7 614 257	1 743 939	9 704 023
8546900000	Oth elect insulators not of glass and of ceramics	169 368	2 801 427	1 393 936	11 031 580
8547100000	Insulating fitting for electrical mchineappl/equip; of ceramics	78 007	337 848	1 656 951	8 887 951
8547200000	Insulating fitting for electrical mchineappl/equip; of plastics	174 075	791 021	3 174 358	14 557 601
8547901000	Elect conduit tubbingg & joint thereforof base metal line w/ insula	13 647	309 917	212 461	2 694 275
8547909000	Oth insulating fittings for elect mach,appliances/equipment, being	260 000	1 976 593	1 211 889	14 638 497
8548101200	Lead acid scrap storage batteries,drained/undrained,used in aircra	67	195	27 027	36 630
8548101900	Lead acid scrap storage batteries,drained/undrained,used for oth j	2	7	2 084	9 973
8548102900	Other waste and scrap containing mainlyiron	0	1	0	119
8548103300	Waste & scrap contain mainly copper ofelectric accumulators,usec	249	251	1 769	2 076
8548109100	Waste & scrap of primary cells andprimary batteries,cont. oth mat	0	17	0	3 102
8548109900	Other waste & scrap containing othermaterials	0	176	0	60 721
8548901000	Image sensors contact type copmrising aphoto-conductive sensor	25 420	137 482	932 932	4 585 679
8548902000	Printed circuit assemblies incl suchassemblies for external connect	1 737	7 422	26 239	170 354
8548909000	Other waste & scrap of primary cells;primary batteries	338 806	1 295 973	4 595 525	24 302 169
8601100000	Rail locomotive powered from an externalsource of electricity	0	948 921	0	1 780 449
8601200000	Rail locomotives powered by electricaccumulators	3 342	10 550	28 705	73 363
8602100000	Diesel-electric locomotives	0	2	0	746
8602900000	Locomotive tenders	0	69 686	0	668 666
8603100000	Self-propelled railway/tramway coaches,van & truck power by ext	0	1 268 161	0	3 527 850
8604000000	Railway/tramway maintenance/servicevehicles, whether/not self-	12 502	64 540	35 548	693 676
8606100000	Tank wagons and the like	0	1	0	92
8606990000	Oth rail/tramway good van&wagon,not self propelled,open,nonre	11 690	11 943	51 772	74 182
8607110000	Driving bogies and bissel-bogies	64 010	268 263	170 086	790 633
8607120000	Other bogies and bissel-bogies	3 100	3 401	79 440	94 178
8607190000	Axles & wheels, and parts thereof	549 131	5 923 147	2 892 354	20 919 886
8607210000	Air brakes and parts thereof	13 603	55 442	451 332	1 364 477
8607290000	Brakes and parts thereof other than airbrakes	120 349	260 237	577 447	1 136 613
8607300000	Hooks & oth coupling devices, buffers,and parts thereof	119	6 165	1 139	71 646
8607910000	Other parts of locomotives	1 816	43 388	21 978	918 757
8607990000	Other part of trolling stock	19 534	2 379 978	92 653	6 475 117
8608002000	Electromechanic equip of railway/tramway track fixtures,fitting, m	3 349	18 099	250 432	1 255 995
8608009000	Non-electromech equip of railway/tramway track fixtures,fitting, n	166 756	799 687	271 630	1 878 833
8609000010	Containers of metal,design & equip forcarriage by one/more modk	243 241	524 939	824 685	1 696 977
8609000020	Containers of wood, design & equip forcarriage by one/more mod	0	486	0	708
8609000090	Container of oth material,design&equip for carriage by one/more	25 296	202 380	195 813	773 726
8701101100	Pedestrian controlled tractors,power <=22.5 kW, for agricultural u	0	88 505	0	446 010
8701101900	Pedestrian controlled tractors,power <=22.5 kw oth than for agricl	0	1 444	0	12 568
8701109100	Pedestrian controlled tractors, power >22.5 kw for agricultural use	0	224	0	1 000
8701209000	Road tractors for semi-trailers, not ckd	1 445 707	6 309 572	7 573 648	43 327 453
8701300000	Track-laying tractors	0	365 454	0	2 396 556
8701901000	Agriculture tractors	566 465	3 626 673	4 426 817	26 492 671
8701909000	Other tractors (other than tractors ofheading 87.09)	59 388	527 574	230 724	4 124 946
8702101000	Motor cars incl stretch limousine,fortransport >=10 p, ckd,diesel	0	110 400	0	9 635 472
8702104910	Motor coach,bus/minibus,for >=10 p,g.v.w. < 6 t,ckd,diesel	0	1 857	0	26 201
8702104920	Motor coach,bus/minibus,for >=10 p,g.v.w. > 18 t but <=24 t,ckd,d	0	4 060	0	27 750
8702105000	Oth motor vehicles for the transport >=10 p,ckd,diesel or semi-die	0	100 304	0	721 534
8702106000	Motor cars incl stretch limousine,fortransport >=10 p, not ckd,dies	0	15 832	0	171 772
8702108910	Oth motor coach,bus/minibus,for >=10 p,g.v.w. < 6 t, not ckd, dies	224 812	1 371 962	1 991 823	12 039 997
8702108930	Oth motor coach,bus/minibus,for >=10 p,g.v.w. >= 24 t, not ckd, d	0	18 500	0	106 822
8702109000	Oth motor vehicles for the transport >=10 p;not ckd, diesel	0	65 968	0	1 186 901
8702909510	Oth motor coach,bus/minibus,non diesel,transport >10 p, not ckd,	2 050	6 150	55 651	170 488
8702909520	Oth motor coach,bus/minibus,non diesel,transport >10 p, not ckd,	0	2	0	665
8702909910	Oth motor vehicle,non diesel,transport>= 10 p, not ckd, g.v.w. <=2	2 030	2 030	22 300	22 300
8702909920	Oth motor vehicle,non diesel,transport>= 10 p, not ckd, g.v.w. >24	0	2 018	0	34 517
8703101000	Golf cars, including golf buggies	34 325	180 619	155 895	328 785
8703109000	Vehicle specially design for travel onsnow oth than golf cars	491	92 217	39 655	1 561 221
8703211000	Go-karts,cylinder capacity <= 1000 cc,internal combust recipro pis	0	2 713	0	15 920
8703212300	Motor car excl vans,<= 1,000 cc,ckd,not4 WD,intrn combust recipr	0	2 278	0	32 495
8703212990	Oth motor car,<= 1,000 cc,not ckd,not4 WD, intern combust recipr	299 412	2 278 172	2 188 389	16 348 994
8703213900	Oth vehicles,<=1,000 cc, ckd, not 4 WD,drive,intern combust recip	0	633	0	8 104
8703221110	Sedan/station wagons, 1000-1500 cc,ckdinternal combust recipro	0	77 311	0	245 704
8703221190	Oth motor car,no sedan,1000-1500 cc,ckdinternal combust reciprc	253 465	9 225 510	2 710 825	97 958 634

I.3. IMPOR MENURUT KOMODITI / IMPORT BY HS COMMODITY

\*\*\* JUNI/JUNE 2012 \*\*\*

HS	Uraian Komoditi Commodity Description	Berat Bersih / Net Weight (Kg)		Nilai / Value C.I.F (US\$)	
		Bulan ini Current Month	Kumulatif Cum.Jan. to date	Bulan ini Current Month	Kumulatif Cum.Jan. to date
8703221910	Sedan/station wagon,1000-1500cc,not ckd internal combust recip	2 371 944	10 426 683	24 217 153	101 927 363
8703221990	Oth motor car,no sedan,1000-1500 cc,notckd,intern combust recip	5 851 044	27 838 549	60 450 216	287 691 844
8703229900	Other vehicles, 1000-1500 cc, not ckd,internal combust recipro pis	0	2 525	0	28 779
8703235110	Sedan/station wagons,1500-1800 cc,ckd,internal combust recipro	8 430	37 659	203 643	643 250
8703235190	Oth mtor car excl van,no sedan,ckd,1500-1800cc,intern combust r	0	34 573	0	525 165
8703235210	Sedan/station wagons, 1800-2000 cc, ckd,internal combust recipro	0	5 340	0	46 682
8703235290	Oth mtor car excl van,no sedan,ckd,1800-2000cc,intern combust r	1 915 618	4 428 343	23 398 819	47 043 549
8703235310	Sedan/station wagons,2000-2500 cc,ckd,internal combust recipro	0	10 257	0	154 757
8703235390	Oth mtor car excl van,no sedan,ckd,2000-2500cc,intern combust r	122 286	674 382	731 660	3 786 652
8703235410	Sedan/station wagons,2500-3000 cc,ckd,internal combust recipro	0	3 310	0	95 680
8703235490	Oth mtor car excl van,no sedan,ckd,2500-3000cc,intern combust r	0	24 062	0	135 363
8703236110	Sedan/station wagon,1500-1800cc,not ckd,internal combust recip	1 061 053	2 981 991	14 362 642	43 177 946
8703236191	Oth motor car excl van,1500-1800cc,notckd,2 WD,intern combust	880 248	3 548 520	8 197 597	37 274 448
8703236192	Oth motor car excl van,1500-1800cc,notckd,4 WD,intern combust	0	10 250	0	127 870
8703236210	Sedan/station wagon,1800-2000cc,not ckd, internal combust recip	133 354	701 729	2 012 520	10 294 843
8703236291	Oth motor car excl van,1800-2000cc,notckd,2 WD,intern combust	224 750	803 841	2 513 368	9 233 174
8703236292	Oth motor car excl van,1500-1800cc,notckd,4 WD,intern combust	173 476	1 059 217	2 208 214	13 946 199
8703236310	Sedan/station wagon,2000-2500cc,not ckd,internal combust recip	1 166 827	3 795 227	20 026 488	65 548 007
8703236391	Oth motor car excl van,2000-2500cc,notckd,2 WD,intern combust	1 757 173	10 233 266	28 336 426	158 680 408
8703236392	Oth motor car excl van,2000-2500cc,notckd,4 WD,intern combust	39 446	164 306	540 676	1 951 667
8703236410	Sedan/station wagon,2500-3000cc,not ckd,internal combust recip	33 713	419 680	677 173	7 922 062
8703236491	Oth motor car excl van,2500-3000cc,notckd,2 WD,intern combust	311 824	1 210 500	5 087 120	18 898 687
8703236492	Oth motor car excl van,2500-3000cc,notckd,4 WD,intern combust	103 584	658 810	1 910 673	10 661 081
8703239210	Oth vehicle,1800-2000cc,not ckd,2 WD,internal combust recipro p	70 475	122 101	627 137	1 025 040
8703239390	Oth vehicle,2000-2500cc,not ckd,4 WD,internal combust recipro p	7 345	20 482	102 860	290 974
8703239410	Oth vehicle,2500-3000cc,not ckd,2 WD,internal combust recipro p	0	4 767	0	95 159
8703239490	Oth vehicle,2500-3000cc,not ckd,4 WD,internal combust recipro p	21 699	37 369	382 530	741 861
8703244190	Oth motor car,no sedan,>3000cc,ckd,4 WD, internal combust recip	0	5 100	0	154 824
8703245110	Sedan/station wagon,>3000 cc,4 WD,notckd,internal combust reci	51 420	322 823	1 976 692	15 797 724
8703245190	Oth motor car,no sedan,>3000cc,not ckd,4 WD,internal combust r	542 934	2 373 682	8 694 091	38 210 842
8703245910	Sedan/station wagon,>3000 cc,not 4 WD,not ckd,intern combust r	187 123	857 185	6 920 745	29 321 886
8703245990	Oth mtor car,no sedan,> 3000cc,not ckd,not 4 WD,intern combust	88 858	736 542	1 650 880	13 310 287
8703312000	Other motor cars excl van, <= 1500 cc,not ckd,diesel	0	1 562	0	7 708
8703319900	Other vehicles,<=1500 cc,not ckd,diesel,not 4 WD	0	1 562	0	7 708
8703324990	Oth motor cars,no sedan, 2000-2500 cc,not ckd,diesel	367 422	1 269 064	2 883 759	9 331 167
8703325200	Motor car excl van,1500-2000cc,not ckd,4 WD,diesel	0	32 664	0	608 473
8703325300	Motor car excl van,1500-2000cc,not ckd,not 4 WD,diesel	403 977	1 867 121	4 480 935	21 064 108
8703325400	Motor cars excl van, 1500-2500 cc,notckd,4 WD,diesel	269 790	1 992 505	3 047 811	24 305 039
8703325900	Motor car excl van,1500-2500cc,not ckd,not 4 WD,diesel	2 558 190	14 029 262	31 584 625	178 708 535
8703326000	Homes-cars, 1500-2500 cc,diesel	0	7 000	0	63 300
8703329200	Oth vehicle,1500-2000 cc,not ckd,diesel,4 WD	0	6 269	0	79 990
8703329300	Oth vehicle,1500-2000 cc,not ckd,diesel,oth than 4 WD	0	12 855	0	184 019
8703329400	Oth vehicle,1500-2500 cc,not ckd,diesel,4 WD	0	2 020	0	19 000
8703329900	Oth vehicle,1500-2500 cc,not ckd,diesel,oth than 4 WD	0	24 649	0	284 078
8703335300	Other motor cars, 2500-3000 cc, not ckd, 4WD, diesel	16 675	78 098	257 556	1 361 125
8703335400	Other motor cars, 2500-3000 cc, not ckd, oth than 4 WD,diesel	1 898	47 989	19 850	1 162 869
8703335500	Other motor cars, > 3000 cc, not ckd,4 WD, diesel	323 478	730 799	5 565 299	12 581 467
8703335900	Other motor cars, > 3000 cc,not ckd,oththan 4 WD, diesel	0	8 390	0	540 170
8703901900	Oth electrically-powered vehicles,fortransport of persons, not CKC	3 279	36 867	28 905	328 419
8704101300	Damper,designed for-off highway,CKD,g.v.w. <= 5 t	13 200	280 747	31 350	3 098 725
8704101400	Damper,designed for-off highway,CKD,g.v.w. < 5 t but >= 10 t	4	857	339	493
8704101700	Damper,designed for-off highway,CKD,g.v.w. < 24 t but >= 45 t	235 422	1 119 498	3 596 287	6 750 988
8704101800	Damper,designed for-off highway,CKD,g.v.w. > 45 t	1 983 895	13 403 939	27 202 038	185 412 965
8704102300	Damper,designed for-off highway,not CKD, g.v.w. <= 5 t	0	441 985	0	7 417 802
8704102400	Damper,designed for-off highway,not CKD, g.v.w. < 5 t but >= 10 t	0	48 103	0	731 180
8704102700	Damper,designed for-off highway,not CKD, g.v.w. < 24 t but >= 45	2 034 329	25 482 486	19 100 266	246 573 598
8704102800	Damper,designed for-off highway,not CKD, g.v.w. > 45 t	7 842 853	43 735 094	103 861 319	558 885 396
8704211100	Refrigerated lorries(truck),g.v.w.<=5 t, ckd,diesel	0	324	0	15 641
8704211900	Oth motor vehicles,for transport goods, g.v.w. <= 5 t,ckd, diesel	4 529	30 568	23 075	160 930
8704212900	Oth motor vehicles,for transport goods,g.v.w. <= 5 t, not ckd, dies	5 443 220	20 600 390	50 798 020	193 766 147
8704221900	Oth motor vehicles,for transport goods,g.v.w. <5 t but >= 6 t, ckd,	636 326	1 992 884	12 754 088	46 579 143
8704223900	Oth motor vehicles,for transport goods, g.v.w. 6-20 t,ckd, diesel	529 539	2 567 539	4 767 316	22 682 777
8704224300	Tanker vehicles;bulk cement truck,g.v.w. 6-20 t, not ckd, diesel	0	45 046	0	185 308
8704225100	Oth motor vehicles,for transport goods,g.v.w. 6-10 t, not ckd, dies	19 826	26 745	150 880	488 718
8704225900	Other vehicles for the transport ofgoods,10-20 t, not ckd, diesel	38 320	112 236	908 166	2 631 568
8704232900	Other lorries (trucks), 20-24 t,not ckd, diesel	0	55 948	0	366 889
8704235900	Other lorries (trucks), 25-45 t,ckd, diesel	829 316	4 274 912	7 454 456	43 095 460
8704236100	Refrigerated lorries (trucks), 25-45 t,not ckd, diesel	20 672	178 524	33 432	286 586
8704236300	Tanker vehicles; bulk-cement lorries,25-45 t, not ckd, diesel	173 490	384 596	1 009 519	2 874 228
8704236400	Armoured cargo vhcls for transportvalubles, 24-45 t, not ckd,dies	0	8 000	0	8 241
8704236500	Hooklift lorries (trucks), 25-45 t,not ckd, diesel	20 154	20 154	31 910	31 910

I.3. IMPOR MENURUT KOMODITI / IMPORT BY HS COMMODITY

\*\*\* JUNI/JUNE 2012 \*\*\*

HS	Uraian Komoditi Commodity Description	Berat Bersih / Net Weight (Kg)		Nilai / Value C.I.F (US\$)	
		Bulan ini Current Month	Kumulatif Cum.Jan. to date	Bulan ini Current Month	Kumulatif Cum.Jan. to date
8704236600	Dumpers, 24-45 t, not ckd,diesel	42 185	1 201 786	63 415	3 625 687
8704236900	Other lorries (trucks), 25-45 t,not ckd, diesel	4 220 969	24 264 779	26 988 241	183 972 137
8704237900	Other lorries (trucks), g.v.w > 45 t, ckd, diesel	0	559 510	0	5 468 762
8704238300	Tanker vehicles; bulk-cement lorries(trucks) ,g.v.w > 45 t, not ckd,	0	56 000	0	155 921
8704238900	Other lorries (trucks), > 45 t, not ckd, diesel	1 009 508	2 901 299	5 704 683	17 585 839
8704312900	Other lorries (trucks), <= 5 t, not ckd, internal combustion piston en	483 184	3 049 474	3 481 226	22 243 750
8704328300	Tanker vhcls;bulk-cement lorries, 24-45t,not ckd,internal combust	0	85 170	0	609 870
8704328600	Dumpers, g.v.w. 24-45 t, not ckd,internal combustion piston engine	0	62 830	0	210 000
8704328900	Other lorries (trucks), g,v,w, 24-45 t,not ckd,internal combust pist	31 359	143 420	647 253	3 053 471
8704901000	Motor vehicles for the transport of goods, ckd	0	3 190	0	114 967
8704909900	Motor vehicles for the transport of goods, >45 t, not ckd	0	1 119	0	61 601
8705100000	Crane lorries	199 401	1 399 516	694 284	6 734 230
8705200000	Mobile drilling derricks	0	83 970	0	139 788
8705300000	Fire fighting vehicles	0	286 654	0	5 450 757
8705400000	Concrete-mixer lorries	943 351	4 308 705	2 692 340	18 099 691
8705905000	Street clean vhcl, cesspool emptier mobile clinic; spray lorries of all	6 249	28 298	101 818	397 697
8705909000	Other special purpose motor vehicles	336 706	1 680 557	475 457	11 950 988
8706001920	Chasis fitted w/ engines of road tractor for semi-trailers, track-layin	0	336	0	399
8706001930	Oth chasis fitted with engines for other tractors	2 071	2 071	5 062	5 062
8706002910	Chasis fitted with engines for vehicles < 10 person, for cars <= 24 t	95 200	546 400	177 890	1 052 055
8706004020	Chasis fitted with engines for vehicle transport of goods, g,v,w > 2	0	9 885	0	26 532
8706005000	Chasis fitted with engines for special purposes motor vehicles	0	95	0	825
8707101000	Bodies for the vehicles transport of persons; go-karts; golf cars; golf	0	952	0	3 035
8707109000	Other bodies for the vehicle transport of persons	272 718	1 947 828	1 746 276	13 314 215
8707901010	Bodies for road tractors semi-trailers or track-laying tractors	42	4 445	529	8 886
8707901020	Bodies for other tractor	84	47 372	539	101 577
8707909010	Bodies for dumpers off highway use, not ckd, g,v,w > 45 t	159 270	395 709	1 335 725	5 104 771
8707909020	Other Bodies for the vehicles of g.v.w .<= 24 t	3 692	3 721	2 371	2 681
8707909030	Other Bodies for the vehicles of g.v.w .> 24 t	54 062	136 286	291 129	778 910
8708101000	Bumper and parts for tractors	1 591	37 618	9 210	82 115
8708109000	Bumper and parts for other tractors	341 902	1 968 174	3 897 743	20 117 172
8708210000	Safety seat belt for parts and accessories	118 518	1 007 019	1 260 131	10 508 597
8708291100	Component of door trim assembly for tractors	1 182	11 520	34 305	310 615
8708291200	Component of door trim assembly for transport of persons	169 386	943 863	2 587 862	14 388 982
8708291400	Component of door trim assembly for transport >= 10 persons or transp	125 465	518 690	660 356	2 758 353
8708291900	Component of door trim assembly for special purpose motor vehicle	129 009	577 863	1 500 466	7 565 637
8708292000	Parts of safety seat belts	183 755	1 130 100	1 789 674	10 488 117
8708299200	Oth parts, access for vehicles of tractors	5 167	6 828	46 157	83 452
8708299300	Interior trim fitting; mudguards for transport of persons	804 493	5 318 135	8 193 643	48 971 566
8708299400	Hood rods for vehicle transport of persons	155	954	2 665	16 317
8708299500	Oth parts and accessories for transport of person	880 515	4 556 056	10 149 341	51 364 046
8708299600	Interior trim fitting; mudguards for transport >= 10 persons or transport	33 375	158 354	520 274	2 550 431
8708299700	Hood rods for transport >= 10 persons or transport of goods	0	1	0	6
8708299800	Oth parts, access for transport >= 10 persons or transport of goods	89 044	590 582	580 691	3 794 327
8708299900	Other parts and access, Of motor vehicles of heading 8701-8705	803 005	5 030 043	9 057 151	56 781 405
8708301000	Brakes, servo-brakes; parts thereof for tractors	40 789	192 788	344 771	2 288 722
8708302100	Brake drums, brake disc or brake pipes for transport of persons	37 374	273 106	744 777	5 305 816
8708302900	Oth brake drums, brake disc or brake pipes for transport of person	263 103	1 394 395	4 221 979	24 822 952
8708303000	Brake drums, brake disc or brake pipes of >= 10 persons/ transport	19 085	126 948	302 791	2 125 166
8708309000	Oth brakes, servo-brakes; parts thereof for transport of persons	472 211	2 914 376	6 321 094	35 396 337
8708401100	Gear boxes, unassembled for transport of persons	100 483	553 769	1 119 026	5 876 231
8708401300	Gear boxes, unassembled for special purpose vehicles or transport	1 357	5 137	47 814	152 404
8708401400	Gear boxes, unassembled for vehicle tractors	0	261	0	3 068
8708401900	Gear boxes, unassembled for transport vehicles , >= 10 person	477 144	2 611 571	7 450 715	41 455 746
8708402500	Gear boxes, assembled for tractors	2 401	7 563	11 111	61 493
8708402600	Gear boxes, assembled for transport of persons	940 112	5 443 183	20 023 231	113 313 670
8708402710	Gear boxes, assembled; dumpers not ckd >= 1.2 t for goods/specia	0	2 555	0	77 723
8708402790	Gear boxes, assembled; dumpers not ckd < 1.2 t for goods/special	17 086	191 124	2 236 339	9 835 133
8708402900	Gear boxes, assembled for transport vehicles , >= 10 person	119 113	409 950	2 068 792	5 976 725
8708409100	Parts of gear boxes and parts thereof for tractors	3 964	13 223	10 763	213 426
8708409200	Parts of gear boxes and parts thereof for transport of persons	21 693	99 275	293 281	1 532 896
8708409900	Oth parts of gear boxes for vehicles of heading 8701-8705	134 963	581 565	2 348 204	8 302 157
8708501100	Drive-axes with differential, unassembled for transport of persons	1 302 704	6 499 727	10 861 226	43 378 304
8708501300	Drive-axes with differential, unassembled for goods/special purp	4 927	105 057	109 975	1 089 799
8708501500	Drive-axes with differential, unassembled for tractors	788	17 802	15 417	58 584
8708501900	Drive-axes with differential, unassembled for transport , >= 10 person	41 894	578 277	191 088	2 243 590
8708502500	Drive-axes with differential, assembled for tractors	45 804	239 620	899 130	4 770 220
8708502600	Drive-axes with differential, assembled for transport of persons	725 042	4 579 402	7 765 098	43 937 991
8708502710	Drive-axes for damper, not ckd dmtr >= 120 mm for goods/special	403 781	2 079 626	6 554 110	30 258 071
8708502790	Drive-axes for damper, not ckd dmtr < 120 mm for goods/special p	27 180	103 331	475 518	2 094 365
8708502900	Drive-axes with differential, assembled for transport of persons	268 335	1 263 910	846 939	4 775 363

I.3. IMPOR MENURUT KOMODITI / IMPORT BY HS COMMODITY

\*\*\* JUNI/JUNE 2012 \*\*\*

HS	Uraian Komoditi Commodity Description	Berat Bersih / Net Weight (Kg)		Nilai / Value C.I.F (US\$)	
		Bulan ini Current Month	Kumulatif Cum.Jan. to date	Bulan ini Current Month	Kumulatif Cum.Jan. to date
8708509100	Parts crown wheels&pinion of drive axleswith diff. for tractors	916	87 041	10 904	210 406
8708509200	Oth parts crown wheels&pinion of driveaxl with diff for tractors	1 242	2 217	32 390	56 628
8708509300	Parts of drive-axles with differential,for transport of person	16 594	93 346	208 009	962 747
8708509900	Oth parts of drive-axles withdifferential, for vehicles 8701-8705	251 654	1 096 130	2 353 769	9 768 543
8708701500	Road wheels of hub-caps for tractors	1 421	27 364	21 075	219 028
8708701600	Road wheels of hub-caps for transportof person	168 073	1 154 074	800 778	4 217 050
8708701700	Road wheels of hub-caps for vehicles>= 10 persons or tansport of	1 474	275 627	20 324	974 758
8708701900	Road wheels of hub-caps forspecial purpose motor vehicles	303 450	3 005 958	1 032 486	7 502 951
8708702100	Road wheels of wheels fitted with tyresfor tractors	0	21	0	840
8708702200	Road wheels of wheels fitted with tyresfor transport of person	290	16 941	5 352	161 594
8708702900	Road wheels of wheels fitted with tyresfor transp person;goods;sp	18 937	162 526	112 321	731 268
8708703100	Road wheels of wheels not fitted withtyres for tractors	68	549	946	9 992
8708703200	Road wheels of wheels not fitted withtyres for transport of person	149 580	574 337	896 602	2 344 234
8708703910	Road wheels of wheels not fitted withtyres of damper,not ckd dmi	67 086	493 806	278 363	1 994 539
8708703990	Road wheels of wheels not fitted withtyres of damper,not ckd dmi	103 812	871 095	176 941	1 077 919
8708709500	Other road wheel and parts for tractors	3 527	26 217	15 617	139 127
8708709600	Other road wheel and parts for vehicles>= 10 persons or tansport	181 706	856 122	103 932	996 391
8708709700	Other road wheel and parts for vehiclestransport of person	72 398	529 777	796 809	4 997 010
8708709900	Other road wheel and parts forspecial purpose motor vehicles	701 982	3 431 609	773 011	5 439 198
8708801500	Suspension systems for tractors	618	9 739	13 263	170 553
8708801600	Suspension systems forfor transport of person	100 717	623 464	1 244 537	6 496 978
8708801700	Suspension systems for damper off higwayuse or special purpose r	147 014	292 617	721 925	1 959 272
8708801900	Suspension systems for transport ,>=10 person	102 332	772 528	422 610	3 408 986
8708809100	Parts suspension systems fortractors	1 328	5 148	26 680	106 056
8708809200	Parts suspension systems fortransport of persons	169 402	970 388	1 841 939	10 293 805
8708809900	Parts suspension systems for transportof person or special purpos	201 648	1 057 163	2 376 106	11 956 173
8708911500	Radiators for tractors	1 458	8 217	30 635	182 075
8708911600	Radiators for transport of person	48 514	302 315	556 753	2 648 106
8708911700	Radiators for vehicles>= 10 persons or tansport of goods	110 317	704 235	1 032 887	6 711 950
8708911900	Radiators for special pupose vehicles	55 068	227 123	745 799	3 562 384
8708919100	Parts of radiators for tractors	4 694	11 288	45 051	179 167
8708919200	Parts of radiators for transportof person	23 995	147 948	371 803	2 407 080
8708919900	Parts of radiators for vehicles ofperson;goods;special purpose	282 115	1 378 138	1 869 893	11 042 449
8708921000	Silencers (mufflers),exhaust pipe;parts for vehicles tractors	468	1 021	853	13 617
8708922000	Silencers (mufflers),exhaust pipe;parts for transport of persons	167 345	1 084 990	2 150 764	12 531 541
8708924000	Silencers (mufflers),exhaust pipe;partsfor vhcls>= 10 persons/tans	55 380	325 917	678 123	3 900 956
8708929000	Silencers (mufflers),exhaust pipe;partsfor special purpose motor v	34 652	219 666	312 360	2 219 460
8708935000	Clutches and parts thereof for vehiclestractors	592	4 228	13 977	44 753
8708936000	Clutches and parts thereof for vehiclestransport of persons	447 803	2 152 454	6 678 976	31 892 835
8708937000	Clutches and parts thereof for vehiclestransport of goods/special p	25 938	120 216	455 091	2 102 545
8708939000	Clutches and parts thereof for vehicles transport ,>=10 person	407 748	2 123 601	2 495 160	11 774 900
8708941000	Steering wheels with airbag assemblies	10 363	75 888	108 591	823 289
8708949400	Oth steering wheels with airbagassemblies for tractors	1 837	10 824	37 850	210 174
8708949500	Oth steering wheels with airbagassemblies for trnsport of person	1 075 951	6 341 760	11 339 145	65 272 797
8708949900	Oth steering wheels with airbag assembliof vhcls persons;goods;sp	464 454	2 126 111	7 296 686	30 939 639
8708951000	Safety airbags with inflater systemfor vehicles	92 700	515 394	1 329 619	6 929 614
8708959000	Parts safety airbags with inflaterssystem	24 245	154 650	716 930	5 615 904
8708991000	Other parts & acces. for other vehiclesof tractors	46 790	192 254	461 635	2 853 398
8708992100	Fuel tanks for vehicles transportpersons or goods	411 350	2 234 512	5 773 541	30 547 503
8708992300	Parts of fuel tanks for vehiclestransport of persons or goods	69 825	232 320	734 415	3 371 616
8708993000	Accelerator,brake or clutch padals forvehicles transport of persons	33 469	215 430	639 173	3 758 898
8708994000	Battery carriers or trays & brackets forvehicles transport of person	1 586	4 766	24 342	76 818
8708995000	Radiator shrouds for vehiclestransport of persons or goods	63	5 417	835	9 681
8708996100	Chasis frames for vehiclesfor transport ,>=10 person	24 547	196 402	221 778	1 909 135
8708996200	Chasis frames for vehiclestransport of persons	1 285 852	9 685 031	14 482 560	85 661 496
8708996310	Chasis frames for vehicles <= 24 ttransport of goods	46 813	68 704	103 077	196 188
8708996320	Chasis frames for vehicles > 24 ttransport of goods	401	5 848	4 109	51 754
8708997000	Other chasis frames or parts	5 116 858	23 714 541	49 487 517	252 847 246
8708999000	Other parts,acces for other vehicles ofheading 8701- 8705	3 555 772	20 401 648	26 867 146	152 141 456
8709110000	Electrical vehicles, works trucks,self-propelled,not fiited with liftin	57 874	77 791	406 314	563 799
8709190000	Non electrical vehicles,works trucksself-propelled,not fiited with li	0	143 546	0	742 177
8709900000	Parts of work trucks,self-propelled,notfitted with lift/handl equip,	2 898	109 246	34 124	611 084
8710000000	Tanks, other armoured fighting vehicles,motorised, with weapons,	150	18 056	39 617	1 102 986
8711101200	Moped and motorised bicycles,recipoint combust piston engine <	40	8 289	50	35 224
8711101300	Other motorcycle and scooters, recipoint combust piston engine	0	13 649	0	83 558
8711101900	Other motorcycles, reciprocating inter.combust. piston engine <5i	0	165	0	1 326
8711109900	Other motorcycles, reciprocating inter.combust. piston engine <5i	25 860	37 577	28 341	52 204
8711201010	Motocross motorcycles, with recipoint combust pist engine, 50-2i	214	92 331	2 387	189 605
8711201090	Motocross motorcycles, with recipro intcombust pist engine, 50-2i	19 932	233 655	398 912	4 003 016
8711202000	Moped and motorised bicycles with recipint combust pist engine, l	109 333	389 648	929 041	3 971 921
8711203100	Motorcycles of cylinder capacity150-200 cc, ckd	40 024	40 215	63 318	64 866

I.3. IMPOR MENURUT KOMODITI / IMPORT BY HS COMMODITY

\*\*\* JUNI/JUNE 2012 \*\*\*

HS	Uraian Komoditi Commodity Description	Berat Bersih / Net Weight (Kg)		Nilai / Value C.I.F (US\$)	
		Bulan ini Current Month	Kumulatif Cum.Jan. to date	Bulan ini Current Month	Kumulatif Cum.Jan. to date
8711203200	Motorcycles of cylinder capacity200-250 cc, ckd	0	4 000	0	129 110
8711203900	Motorcycles of cylinder capacity> 250 cc, ckd	3 163	80 837	72 456	994 174
8711204500	Motorcycles of cylinder capacity<= 200 cc, not ckd	84 622	405 422	217 246	934 033
8711204900	Motorcycles of cylinder capacity> 200 cc, not ckd	1 051	1 741	24 068	40 844
8711205100	Motorcycles (not side-cars)incl.Scootersof cylinder capacity 150-200 cc, ckd	709	225 279	11 426	1 439 180
8711205200	Motorcycles (not side-cars)incl.Scootersof cylinder capacity 200-250 cc, ckd	425 269	1 905 793	5 919 033	28 574 829
8711205900	Motorcycles (not side-cars)incl.Scootersof cylinder capacity > 250 cc, ckd	73 726	1 649 225	645 352	20 177 070
8711209000	Other motorcycles (not side-cars)include Scooters	25 309	46 817	46 046	93 052
8711301090	Motocross motorcycles with recipro intcombust piston engine 250 cc, ckd	475	475	19 171	19 171
8711303000	Oth motocross motorcycles with recipoint combustion piston engine, > 250 cc, ckd	0	248	0	3 375
8711309000	Oth motocross motorcycles with recipoint combustion piston engine, > 250 cc, ckd	0	1 295	0	10 857
8711401090	Motocross motorcycles, with recipro intcombust pist engine, 500-800 cc, ckd	0	11 704	0	260 779
8711409000	Other motorcycles, with recipro intcombust piston engine,500-800 cc, ckd	155 349	407 326	2 617 285	7 212 975
8711502000	Other motorcycles, recipro int combustpiston engine, > 800 cc, ckd	16 291	62 298	204 328	812 648
8711509000	Other motorcycles, recipro int combustpiston engine, > 800 cc, no ckd	23 115	55 309	1 885 242	2 744 859
8711905100	Electrical powered motorcycles, ckd	80 526	124 221	95 188	266 153
8711905400	Other motorcycles of cylinder capacity> 500 cc, ckd	0	438	0	32 684
8711909100	Electrical powered motorcycles, not ckd	4 935	4 935	5 041	5 041
8711909900	Other electrical powered motorcycles not ckd	3 938	9 761	92 643	217 901
8712001000	Racing bicycles	53 877	82 364	82 437	456 981
8712002000	Bicycles designed to be riddenby children	2 911 811	14 529 731	2 309 743	10 688 272
8712003000	Other bicycles	1 158 450	5 434 290	1 215 451	7 221 493
8712009000	Other cycles	0	8 475	0	36 294
8713100000	Carriages for disabled persons,not mechanically propelled	68 914	261 113	195 336	757 547
8713900000	Carriages for disabled persons,mechanically propelled	72 290	454 279	262 161	1 234 066
8714101000	Saddles of motorcycles (incl. mopeds)	6 721	31 838	14 309	164 689
8714102000	Spokes/nipples of motorcycles(including mopeds)	60 051	327 979	77 004	465 285
8714109010	Frame and forks(incl. Telescopic fork, rear suspension and parts thereof)	391 964	2 215 970	2 144 087	15 393 030
8714109020	Gearing, gearbox, clutch and other transmission equip. and part thereof	265 573	1 821 246	2 012 620	16 173 892
8714109030	Wheel rims	964 761	7 362 057	6 312 049	45 283 983
8714109040	Brakes and parts thereof	93 143	594 021	201 213	2 817 097
8714109050	Silencers (mufflers) and parts thereof for vehicles of heading 8711-8713	22 281	53 304	144 561	744 515
8714109090	Oth parts and accessories of vehiclesof heading 8711- 8713	6 631 461	31 002 932	20 616 093	112 590 235
8714201100	Castors of a dmm (incl. tyres) 75-100 mmthat the wheel width > 30 mm	0	104	0	603
8714201900	Castors of a dmm (incl. tyres) > 250 mmthat the wheel width > 30 mm	2 000	29 579	81 857	409 228
8714209000	Other parts of carriages for disabled persons	6 108	79 756	18 043	144 828
8714911000	Frame and forks for bicycles designetto be ridden by children	511 904	1 927 132	501 563	1 994 910
8714919100	Parts for forks	25 686	158 954	16 189	161 422
8714919900	Other parts for forks	343 931	1 812 706	2 939 711	14 826 896
8714921000	Wheel rims and spokes for bicyclesdesignet to be ridden by children	62 054	316 842	66 252	630 693
8714929000	Other wheel rims and spokes	299 160	1 611 053	932 911	5 544 267
8714931000	Hubs, (exlc coaster brake hub, hub brakefree/sprocket-wheel), bicycle	50 406	207 645	68 556	407 836
8714939000	Oth hubs, (exlc coaster braking hub, hub brake, free/sprocket-wheel)	245 306	1 208 186	1 020 157	5 668 801
8714941000	Brakes, (incl coast brake hub, hub brake)for bicycles to be ridden by children	99 542	460 647	147 261	1 076 409
8714949000	Oth brakes, (incl coaster braking hubs, hub brakes)	308 212	1 934 397	1 907 879	10 930 011
8714951000	Saddles for bicycles designetto be ridden by children	85 346	309 600	90 849	378 858
8714959000	Other saddles	147 370	930 173	467 139	2 180 203
8714961000	Pedals and crank-gear, & parts thrf for bicycles to be ridden by children	153 007	649 844	165 266	766 347
8714969000	Other pedals and crank-gear, and parts thereof	360 425	1 713 192	1 187 174	6 323 745
8714991100	Handle, bars, pillars or parts & access. of bicycle to be ridden by children	287 785	870 445	265 915	859 928
8714991200	Chain wheels and cranks for bicyclesdesignet to be ridden by children	67 059	374 996	51 829	327 119
8714999100	Oth handle, bars, pillars or parts and accessories	4 671 168	20 233 646	17 417 090	51 479 358
8714999200	Other chain wheels and cranks	275 077	8 224 912	1 068 870	59 234 603
8715000000	Baby carriages and parts thereof	292 961	1 367 129	638 160	3 453 475
8716200000	Self-loading/self-unloading trailers & semi-trailers for agricultural purposes	2 087	2 662	7 250	10 250
8716310000	Tanker trailers, tanker semi-trailers for the transport of goods	23 690	61 621	157 557	608 276
8716394000	Agricultural trailers and semi-trailers	7 500	18 487	28 294	137 060
8716399100	Oth agricul. trailers and semi-trailerscarrying capacity > 200 t	381 860	381 874	1 695 097	1 695 197
8716399900	Oth agricul. trailers and semi-trailerscarrying capacity < 200 t	41 468	299 418	106 102	487 042
8716400000	Other trailers and semi-trailers	106 971	1 455 718	150 516	7 595 149
8716801000	Cart, wagon, sack truck, hand trolleys & similar hand-propelled vehicles	21 091	343 983	282 640	1 435 110
8716802000	Wheelbarrows	71 398	802 200	43 673	522 575
8716809000	Oth vehicles not mechanically propelled	174 709	514 093	682 879	1 785 632
8716901300	Parts for trailer and semi-trailers for goods of agricultural purposes	40 207	259 461	103 972	653 731
8716901900	Other parts for trailer and semi-trailer	2 019 492	11 569 743	3 218 352	17 780 827
8716909200	Castors of a dmm (incl. tyres) 100-250mmthat the wheel width > 30 mm	48 717	227 566	264 011	1 052 674
8716909300	Other parts for other vehicles	133 618	299 751	144 943	372 934
8716909400	Spokes and nipples	90	648	123	7 804
8716909600	Other castor	4 946	13 037	86 683	191 167
8716909900	Oth trailer and semi-trailers, oth vhclsnot mechanically propelled	524 014	3 142 946	1 017 427	6 718 545
8801000000	Balloon, dirigibles, glider, hang gliders and other non-powered aircraft	0	2 340	0	1 151

I.3. IMPOR MENURUT KOMODITI / IMPORT BY HS COMMODITY

\*\*\* JUNI/JUNE 2012 \*\*\*

HS	Uraian Komoditi Commodity Description	Berat Bersih / Net Weight (Kg)		Nilai / Value C.I.F (US\$)	
		Bulan ini Current Month	Kumulatif Cum.Jan. to date	Bulan ini Current Month	Kumulatif Cum.Jan. to date
8802110000	Helicopters of an unladenweight <= 2,000 kg	1 210	6 912	3 115 500	19 026 962
8802120000	Helicopters of an unladenweight > 2,000 kg	3 079	23 559	8 827 900	54 036 404
8802201000	Aeroplane of an unladenweight <= 2,000 kg	0	38 366	0	8 075 894
8802209000	Aeroplane of an unladenweight > 2,000 kg	0	2 008	0	226 778
8802301000	Aeroplane of an unladenweight >2,000 kg and <= 15,000 kg	24 779	85 634	19 505 579	64 670 227
8802401000	Aeroplanes of an unladenweight > 15,000 kg	369 176	2 444 729	339 508 655	1 925 513 296
8802409000	Other aircraft of an unladenweight > 15,000 kg	0	24 311	0	19 168 749
8803100000	Propellers, rotors, parts thereofheading 8801 or 8802	3 198	56 178	103 115	1 227 997
8803200000	Under-carriages, parts thereofheading 8801 or 8802	11 202	22 421	2 075 127	4 095 002
8803300000	Other parts of aeroplanes/helicoptersheading 8801 or 8802	59 542	439 778	28 757 972	229 612 091
8803901000	Parts of telecommunication satellites	0	79	0	59 000
8803909000	Other parts of goods of ballon,dirigibles and other aircraft	1 757	68 098	351 147	916 516
8804001000	Parachutes (incl dirigible parachutes,paragliders)&rotochutes,part	0	48	0	1 195
8804009000	Oth parachutes (incl dirigible parachut,paragliders)&rotochutes,pa	1 471	6 130	14 348	1 369 158
8805100000	Aircraft launching gear, part thereof,deck arrestor/similar gear,par	0	5 244	0	92 360
8805210000	Air combat simulators and parts thereof	3 381	14 188	31 509	8 413 459
8805291000	Ground flying trainers	0	30 366	0	12 559 404
8805299000	Parts of ground flying trainers	191	16 294	5 439	2 649 143
8901102000	Cruise ships,excursion boats,ferry-boatsof gross tonnage>26 but<=	0	3 886 046	0	31 682 040
8901106000	Cruise ships,excursion boats,ferry-boats of gross tonnage>500 but	0	13 673 000	0	16 060 000
8901108000	Cruise ships,excursion boats,ferry-boats of gross tonnage>4000bu	0	2 830 000	0	1 170 000
8901205000	Tankers of gross tonnage <= 5000 ton	5 077 000	10 984 000	2 132 006	11 360 306
8901207000	Tankers of gross tonnage> 5000 ton but <= 50000 ton	0	5 019 000	0	2 074 771
8901208000	Tankers of gross tonnage > 50000 ton	0	157 912 000	0	32 333 120
8901901100	Other vessels,for transp. not motorisedof gross tonnage <= 26 ton	0	138 925	0	1 838 278
8901901400	Other vessels,for transp. not motorisedof gross tonnage > 500 ton	15 067 152	135 279 153	25 032 116	107 116 851
8901903100	Other vessels,for transp. motorisedof gross tonnage <= 26 ton	1 118	1 118	390 000	390 000
8901903200	Other vessels for transport, motorisedof gross tonnage > 26 but <=	1 346 000	37 514 370	12 827 247	64 630 130
8901903300	Other vessels,for transp. motorisedof gross tonnage > 500 but <=	723 000	4 215 000	2 837 925	26 022 923
8901903400	Other vessels,for transp. motorisedof gross tonnage >1000 but <=	1 101 340	24 849 351	385 559	167 015 011
8901903500	Other vessels,for transp. motorisedof gross tonnage >4000 but <=	4 111 000	7 671 000	9 034 500	9 054 025
8901903600	Other vessels,for transp. motorisedof gross tonnage >5000 but <=	12 896 000	94 236 816	9 369 250	85 273 090
8901903700	Other vessels,for transp. motorisedof gross tonnage > 50000 ton	0	10 648 000	0	7 725 104
8902002100	Fishing vessels of gross tonnage <= 26 ton	0	1 609 000	0	965 755
8902002200	Fishing vessels of gross tonnage > 26 but <= 40 ton	0	16 000	0	10 000
8902002300	Fishing vessels of gross tonnage > 40 but <= 250 ton	275 000	2 437 000	140 600	2 781 187
8902002500	Fishing vessels of gross tonnage > 1000 but <= 4000 ton	0	570 000	0	331 650
8902009600	Other fishing vessels of gross tonnage > 4000 ton	0	285 000	0	165 825
8903100000	Yachts&oth vessels for pleasure/sportsrowing boats&canoes, infla	3 680	10 426	37 982	80 340
8903910000	Sailboats, with/without auxilliary motor, not inflatable	812 800	814 372	4 135 676	4 174 295
8903920000	Motorboats, other than outboardmotor, not inflatable	6 346	47 622	161 144	474 949
8903990000	Other vessels for pleasure/sports;canoes, not inflatable	35 162	53 181	139 641	2 193 785
8904001000	Tugs and pusher craftof gross tonnage <= 26 ton	52 000	240 852	1 213 000	1 308 000
8904003100	Tugs and pusher craft, power <= 4000 hp of gross tonnage <= 26 to	96 690	6 251 816	65 000	29 115 395
8904003900	Tugs and pusher craft, power > 4000 hp of gross tonnage <= 26 to	379 001	4 001 869	4 900 141	21 593 063
8905100000	Dredgers	741 442	4 943 773	4 533 257	13 345 772
8905200000	Floating/submersible drilling/production platforms	0	10 680 685	0	26 878 056
8905909000	Oth vessels w/navigability of which issubsidiary to their main functi	10 129 605	41 060 271	31 593 249	156 218 000
8906100000	Warships	0	372	0	2 662
8906901000	Lifeboats oth than rowing boats,oth vessels of displacement <= 30	34 154	270 637	206 000	5 015 913
8906909000	Lifeboats oth than rowing boats,oth vessels of displacement > 300	6 085 894	20 388 379	35 006 000	67 121 888
8907100000	Floating structures, inflatable rafts	27 230	166 173	161 165	1 615 956
8907901000	Buoys	48 592	1 087 236	292 491	3 182 923
8907909000	Other floating structures	14 475 384	16 135 552	983 293	10 015 794
8908000000	Vessel and oth floating structuresfor breaking up	0	2 406	0	6 967
9001101000	Optical fibres ,optical fibre bundles&cables for telecom.&oth elect	22 515	90 207	1 975 742	9 205 097
9001109000	Optical fibres, optical fibre bundles&cables for other purpose	5 554	21 682	5 146	474 984
9001200000	Sheets and platesof polarising material	1	294	413	2 773
9001300000	Contact lenses	47 585	389 099	5 173 863	33 023 253
9001400000	Spectacle lenses of glass	2 386	12 400	3 060	21 627
9001500000	Spectacle lenses of other materials	11 728	47 529	384 803	2 662 198
9001901000	Lenses & optic elements for fotografapar cinematographic camera	11 010	76 107	1 369 109	8 389 940
9001909000	Other elements of glass notoptically worked	17 843	57 123	1 876 948	9 019 200
9002111000	Objective lenses for cinematographicprojector	91	1 117	16 846	2 918 679
9002119000	Objective lenses for cameras andother projector	34 841	162 470	2 430 733	10 441 145
9002190000	Objective lenses for otherinstruments & apparatus	16 366	84 489	781 174	3 707 602
9002201000	Filters for cinematographic projectors	0	193	0	7 401
9002202000	Filters for cinematographic cameras,photographic cameras & oth p	0	155	0	12 134
9002203000	Filters for telescopes/microscopes	380	2 165	61 112	75 699
9002209000	Filters for oth instruments&apparatus	96	139 782	10 289	705 783
9002902000	Lenses&prisms for cinematographicprojectors	22	26	681	1 476

I.3. IMPOR MENURUT KOMODITI / IMPORT BY HS COMMODITY

\*\*\* JUNI/JUNE 2012 \*\*\*

HS	Uraian Komoditi Commodity Description	Berat Bersih / Net Weight (Kg)		Nilai / Value C.I.F (US\$)	
		Bulan ini Current Month	Kumulatif Cum.Jan. to date	Bulan ini Current Month	Kumulatif Cum.Jan. to date
9002903000	Lenses&prisms for cinematographic,photographic cameras & oth	111	7 971	47 126	542 567
9002909000	Other Lenses & prisms	1 795	17 069	344 233	3 271 854
9003110000	Frames & mountings for spectacles,goggles of plastics	7 098	75 656	50 037	452 621
9003190000	Frames & mountings for spectacles,goggles of other materials	29 442	138 823	237 520	1 354 182
9003900000	Parts for spectacles,goggles	10 249	56 905	336 938	1 365 868
9004100000	Sunglasses	121 681	637 169	1 100 312	6 034 990
9004901000	Corrective spectacles	49 161	181 946	350 163	1 209 280
9004905000	Protective goggles	7 611	29 568	53 480	249 196
9004909000	Other spectacles & goggles	161 842	701 408	899 565	4 118 879
9005100000	Binoculars	4 135	13 441	44 830	104 321
9005801000	Astronomical instrumens, excludinginstruments for radio-astron	1 348	5 627	16 969	35 407
9005809000	Monoculars & oth optical telescopes	7 063	27 666	47 204	852 719
9005901000	Part&acc (incl mountings) for astronomicinstruments excl for radi	210	210	2 639	2 639
9005909000	Parts&accessories (include mountings)for oth optical telescopes	1 129	7 350	3 216	79 700
9006101000	Laser photo plotters, cameras of a kind used for preparing print pl	0	32	0	351
9006109000	Oth laser photoplotter,cameras of a kind used for preparing print p	0	288	0	50 202
9006300000	Cameras specially design for under wateruse for aerial survey, me	58	23 305	23 849	1 134 166
9006400000	Instant print cameras	4 462	7 119	428 730	681 699
9006510000	Oth cameras w/ a through-the lens viewfinder(slr),for roll film of v	23 022	163 591	376 912	2 524 310
9006520000	Oth cameras for roll film of width<35 mm	0	4 737	0	32 875
9006530000	Oth cameras for roll film of width=35mm	10	22	14 238	14 725
9006591000	Lasers photo plotters/imagesetters withraster image processor	0	258	0	42 994
9006599000	Lasers photo plotters/imagesetterswithout raster image processor	406	1 337	6 247	162 323
9006610000	Discharge lamp ("electronic") flashlightapparatus	6 983	11 293	17 853	52 801
9006690000	Photographic flashbulbs apparatus	3	1 888	226	63 620
9006911000	Parts & accessories for laser photoplotters of subheading 9006101	0	1	0	750
9006913000	Parts & accessories for instan printcamera,w/ slr,roll film a width<	0	9 991	0	41 587
9006919000	Other parts & accessories for cameras	28 625	46 069	108 024	454 308
9006991000	Parts & accessories for photographicflash-light apparatus	7 273	12 791	656 225	682 380
9006999000	Parts & accessories oth than forphotograp flash-light apparatus	324	16 726	9 537	142 351
9007100000	Cinematographic cameras	995	9 079	17 328	144 084
9007209000	Cinematographic projectors for film ofmore than 16 mm in width	4 129	55 079	327 779	8 104 709
9007910000	Parts and accessories forcinematographic cameras	3 891	32 491	62 920	576 247
9007920000	Parts and accessories forcinematographic projectors	3 513	28 886	419 721	4 330 257
9008501000	Projector,enlarge/reducer,microfilm/fiche/form whether/not cap	10 624	42 018	41 995	172 807
9008509000	Projector,enlarge/reducer,oth microfilm/fiche/form whether/not	66 022	406 367	172 979	1 021 397
9008902000	Part&accessories for image projectorof fotographic, enlarge & red	0	5	0	805
9008909000	Part&accessories for image projectoroth of fotographic, enlarge &	1 766	4 081	38 819	219 195
9010100000	App & equipment for automaticallydevelope/expose photographic	2 953	45 303	42 090	2 758 712
9010501000	App for the projec/draw of circ patternon sensitized substrates,ma	0	3 979	0	345 177
9010509000	Oth app&equip for photograph laboratorie(inc cinematographic); i	39	19 975	1 713	670 178
9010601000	Projection screens of 300 inches or more	52 322	776 624	236 580	2 306 556
9010609000	Projection screens of 300 inches or less	5 923	217 805	27 942	587 446
9010901000	Parts&accessores of apparatus&equipmentsfor automatically dev	633	2 996	18 474	28 685
9010903000	Parts&acc of app for the projection/drawingof circuit patterns of p	0	920	0	2 460
9010909000	Parts&accessoris of other apparatus&equipment for photographic	836	68 260	29 204	478 759
9011100000	Stereoscopic microscopes	499	10 618	60 963	1 523 838
9011200000	Oth microscopes for photomicrography, cinephotomicrography or	1 797	69 527	149 978	722 270
9011800000	Other optical microscopes	10 263	37 577	56 711	2 123 783
9011900000	Parts and accessories of compoundoptical microscopes	50	452	12 611	21 801
9012100000	Microscopes oth than optical microscope diffraction apparatus	4 454	8 486	481 926	1 140 128
9012900000	Parts and accessories for microscopeoth than optical microscope	231	643	89 459	129 356
9013100000	Telescopic sights for fitting to armsperiscopes,telescopes to part o	445	597	2 592	21 264
9013200000	Lasers, other than laser diodes	9 004	25 996	220 583	700 882
9013801000	Optical error verifications&repairapp for pcb/pwb&pca	45 959	67 734	937 705	1 549 359
9013802000	Liquid crystal devices	196 815	354 752	7 055 042	16 657 035
9013809000	Other devices, appliances&instrumentsof other optical appliances	14 859	66 521	1 001 943	7 557 397
9013901000	Parts & accessories of lasers oth thanlaser diodes (sub head 90132	864	6 274	7 832	56 074
9013906000	Parts & accessories of goods of opticalerror repair apparatus for p	0	2	0	273
9013909000	Parts & accessories of oth than goods oflasers,liquid crystal,oth de	909	5 424	28 295	255 335
9014100000	Direction finding compasses	11 097	47 586	114 796	488 363
9014200000	Instrum&appl for aeronautical/spacenavigation (other than comp	109	3 393	117 708	2 122 159
9014801000	Oth navigation instrum&appl of used onship work with an automa	896	7 390	82 918	207 681
9014809000	Oth navigation instrum&appl of oth used on ships	45 036	236 816	16 406 485	24 219 432
9014901000	Parts&acc of navigation instrum&app ofon ships,with automatic d	37	3 794	5 852	86 761
9014909000	Parts & accessories of other navigationinstruments & appliances	1 398	63 054	82 586	684 332
9015101000	Rangefinders of used in photography or cinematography	622	1 327	2 952	50 984
9015109000	Rangefinders other than of used inphotography or cinematograp	4 062	22 267	45 373	296 049
9015200000	Theodolites & tachymeters (tacheometers)	653	17 483	52 265	1 182 144
9015300000	Levels [measuring higher of ground]	9 296	38 792	85 052	439 200
9015400000	Photogrammetrical surveying instrumentsand appliances	3	53 943	3 205	1 169 693

I.3. IMPOR MENURUT KOMODITI / IMPORT BY HS COMMODITY

\*\*\* JUNI/JUNE 2012 \*\*\*

HS	Uraian Komoditi Commodity Description	Berat Bersih / Net Weight (Kg)		Nilai / Value C.I.F (US\$)	
		Bulan ini Current Month	Kumulatif Cum.Jan. to date	Bulan ini Current Month	Kumulatif Cum.Jan. to date
9015801000	Radio sonde and radio wind apparatus	4 066	11 621	43 571	169 623
9015809000	Other instruments&appliances oth thanRadio sonde and radio win	263 628	709 211	1 834 180	24 783 795
9015900000	Parts & accessories of surveying instruments & appliances	64 871	476 268	3 480 032	27 308 794
9016000000	Balances of a sensitivity of 5 cg orbetter, w/without their weights	30 646	213 242	369 935	1 712 054
9017101000	Plotters,drafting tables and machines,whether not automatic	1 202	5 997	11 020	96 355
9017109000	Drafting tables and machines,whether not automatic other than p	8 769	48 575	83 335	668 716
9017201000	Rulers,drawing,marking out,ormathematical calculating instrumen	36 319	218 503	99 324	396 070
9017203000	App for the project/draw of circ patternon sens'zed subs's for mfc	0	1 587	0	71 853
9017205000	Oth Plotter, drawing,marking out,ormathematical calculating instr	0	45	0	11 040
9017209000	Other drawing,marking-out/mathematical calculating instruments	43 420	269 862	66 784	658 706
9017300000	Micrometers, callipers and gauges	58 233	264 023	1 105 349	7 182 006
9017800000	Oth instruments for measuring lengthfor use in hand, rods and tap	217 599	1 281 267	753 328	5 021 216
9017902000	Parts&acc of app for the project/draw ofcirc pattern,sens substrat	98	180	718	4 100
9017903000	Parts&acc of photoplotters for themanufac of pcb/pwb	0	70	0	10 761
9017904000	Parts&accessories,incl printed circuitsassemblies of other plotters	120	244	30 200	60 747
9017909000	Parts & accessories of oth instrumentsfor measuring length for use	3 914	22 563	448 234	848 694
9018110000	Electro-cardiographs,used in medical	4 736	19 955	297 693	1 077 442
9018120000	Ultrasonic scanning apparatus,used in medical	9 113	25 178	1 503 241	4 402 694
9018130000	Magnetic resonance imaging apparatusused in medical	31 319	117 775	1 766 067	4 065 588
9018140000	Scintigraphic apparatusused in medical	149	864	44 329	200 195
9018190000	Other electro-diagnostic apparatusused in medical	26 733	231 776	1 192 555	14 630 912
9018200000	Ultra-violet/infra-red ray apparatusused in medical	3 092	6 352	307 451	343 764
9018311000	Disposable syringes, with or withoutneedles	87 226	538 476	802 762	4 202 923
9018319000	Syringes, with/without needlesother than disposable syringes	57 943	315 204	1 038 172	4 257 941
9018320000	Tubular metal needles and needlesfor sutures	41 330	201 759	616 382	2 820 220
9018391000	Catheters	77 001	449 604	712 777	4 020 136
9018399000	Cannulae and the like	60 016	733 713	1 532 499	11 650 166
9018410000	Dental drill eng,whether/not combinedon a single base with oth di	8	3 181	2 036	37 263
9018490000	Oth instruments and appliances,used in dental sciences	50	19 884	5 404	116 547
9018500000	Oth ophthalmic instruments&appliances	7 181	37 699	709 133	2 437 352
9018902000	Intravenous administration set	76 585	259 804	819 064	3 600 914
9018903000	Electronic instruments and appliances,used in medical	254 474	1 777 471	2 523 838	9 750 164
9018909000	Other instruments and appliances,used in medical	217 605	3 407 906	5 155 096	31 531 153
9019101000	Electronic,mechano-therapy appliancesmassage,psycho aptitude-t	12 018	100 882	226 873	1 211 042
9019109000	Mechano-therapy appliance massage,psycho aptitude-test appara	52 232	159 316	317 486	1 685 483
9019200000	Ozone therapy,oxygen therapy, aerosoltherapy, artificial respiratic	40 317	129 353	1 483 485	5 680 731
9020000000	Breath appl,gas masks,excl protec maskshave neither mech part,r	13 506	87 896	623 467	2 432 634
9021100000	Orthopaedic or fracture appliances	11 309	99 570	44 855	1 249 987
9021210000	Artificial teeth,orthopaedic appliances	0	41	0	4 445
9021310000	Artificial joints,orthopaedic appliances	0	56	0	28 483
9021400000	Hearing aids, excluding partsand accessories	14	69	1 878	38 414
9021500000	Pacemakers for stimulating heartmuscles,excluding parts&access	18	486	1 500	203 313
9021900000	Oth appl.which are worn/carried/implanin the body,to compensat	16 404	138 494	17 670 155	118 439 174
9022120000	Computed tomography apparatus	97	17 373	31 222	2 778 046
9022130000	X-ray app for dental uses	0	1 858	0	81 717
9022140000	X-ray app for medical,surgical orveterinary uses	39 362	161 749	3 987 200	12 126 996
9022191000	X-ray app for the physical inspectionof solder joints on pcb/pwb as	9 680	31 319	690 724	2 251 150
9022199000	X-ray For radiografi or radiotherapy apparatus	2 250	11 106	363 356	2 007 013
9022210000	Alpha,beta/gamma radiations,for medicalsurgical,dental/veterinar	1 492	27 990	24 078	3 181 919
9022290000	Alpha,beta/gamma radiations,forradiography or radiotherapy app	27 798	125 749	829 037	4 140 118
9022300000	X-ray tubes	278	1 638	108 617	561 143
9022901000	Parts&acc of x-ray app for the physicalinspection of solder joints o	1 784	5 981	392 839	2 033 767
9022909000	Part&acc oth of x-ray app for the physicinspection of solder joints	3 325	26 491	508 776	1 869 661
9023000000	Instruments app&model,for demonstrapurposes(in education/exh	77 152	337 691	1 944 974	12 355 849
9024101000	Machines&appliances for testing metals,electrically operated	24 616	140 088	607 097	4 695 942
9024102000	Machines&appliances for testing metals,not-electrically operated	2 220	15 235	40 330	1 197 583
9024801000	Oth mach& appliances for testing wood,textiles,paper,plastics,elec	15 033	130 674	695 149	7 837 440
9024802000	Oth mach& appliances for testing wood,textiles,paper,plastic,not	24 645	48 398	76 959	1 392 264
9024901000	Parts&acc for elect operated mach&appfor test mechanical prop	2 018	17 157	194 774	972 856
9024902000	Parts&acc for non elect operated mach&app for test mechan prop	2 060	17 314	102 518	213 213
9025110000	Thermometers&pyrometers,liquid filled,for direct reading	6 962	52 774	29 750	318 065
9025191100	Thermometers&pyrometers,elect operated,temperature gauges fr	2 339	14 616	27 692	208 466
9025191900	Thermometers&pyrometers,elect operated,oth temperature gau	11 194	287 053	552 222	3 053 671
9025192000	Thermometers&pyrometers notelectrically operated	1 584	11 622	31 725	337 052
9025802000	Oth instruments of oth than thermometers&pyrometers, electrica	12 209	83 339	200 050	1 255 943
9025803000	Oth instruments of oth than thermometers&pyrometers, not elect	10 829	49 308	121 446	1 132 471
9025901000	Parts&aces of hidrometer,termometer/similar instrument, electr	244 885	496 655	585 233	1 960 888
9025902000	Parts&aces of hidrometer,termometer/similar instrument, non el	7 075	29 129	35 861	390 738
9026101000	Level gauges for motor vehicleselectrically operated	14 898	82 217	283 338	1 872 863
9026102000	Level gauges for motor vehiclesnot electrically operated	14 723	74 306	221 876	1 184 802
9026103000	Oth measuring/check the flow/level of liquid, electrically operated	73 258	284 122	5 522 994	14 818 705



I.3. IMPOR MENURUT KOMODITI / IMPORT BY HS COMMODITY

\*\*\* JUNI/JUNE 2012 \*\*\*

HS	Uraian Komoditi Commodity Description	Berat Bersih / Net Weight (Kg)		Nilai / Value C.I.F (US\$)	
		Bulan ini Current Month	Kumulatif Cum.Jan. to date	Bulan ini Current Month	Kumulatif Cum.Jan. to date
9026109000	Oth measuring/check the flow/level of liquid,not electrically opera	50 102	391 774	1 261 224	8 554 360
9026201000	Presure gauges for motor vehicles,electrically operated	28 132	196 067	772 524	6 298 293
9026202000	Presure gauges for motor vehicles, not electrically operated	6 609	45 034	142 841	1 215 818
9026203000	Other measuring/checking pressureinstruments, electrically opera	65 604	336 933	2 680 458	11 375 208
9026204000	Other measuring/checking pressureinstruments,not electrically op	46 988	272 088	382 573	4 059 054
9026801000	Oth instrumnts/app for measuring/checkthe flow/level/press,ele	34 656	347 912	1 065 159	9 481 231
9026802000	Oth instruments/app for measuring/check,flow/level/press,not ek	27 784	236 655	527 125	4 186 207
9026901000	Part&acc for electric operate instrument&app,measure/check the	388 089	825 780	3 362 265	16 378 276
9026902000	Part&acc for non electric operate instru&app,measure/check the f	18 631	74 771	1 109 173	3 736 457
9027101000	Gas/smoke analysis apparatus, electrically operated	14 590	122 571	1 324 193	9 464 876
9027102000	Gas/smoke analysis apparatus, not electrically operated	7 245	35 585	574 311	1 835 114
9027201000	Chromatographs&elektrophoresisinstruments, electrically operate	390	11 380	123 090	982 029
9027202000	Chromatographs&elektrophoresisinstruments,not electrically ope	335	469	2 919	8 199
9027301000	Spectro/spectrophotometers&spectrograph use optic radiat,elect	2 044	15 188	318 301	2 802 271
9027302000	Spectro/spectrophotometers&spectrograph use optic radiat,not e	3 094	19 030	356 484	1 656 502
9027501000	Oth instrum&app using optic radiations(uv, visible, ir),electrically c	7 048	51 015	915 123	7 172 395
9027502000	Oth instrum&app using optic radiations(uv, visible, ir),not electric	49	1 629	154 986	221 522
9027801000	Oth instruments&app,exposure meters	5 311	19 492	872 818	2 433 404
9027803000	Oth instruments&app oth thanexposure meters,electrically operat	8 318	535 158	1 528 537	7 304 336
9027804000	Oth instruments&app oth thanexposure meters,not electric opera	1 725	4 606	327 768	1 533 263
9027901000	Parts&acc incl pca of head 9027,oth thanfor gas/smoke analysis ap	869	4 092	222 712	1 071 839
9027909100	Microtomes, electrically operated	731	32 480	153 962	1 193 559
9027909900	Microtomes,not electrically operated	1 946	42 445	265 335	3 690 355
9028101000	Gas meters of a kind mounted ingas containers	47 709	256 633	233 663	2 864 378
9028109000	Other gas meters	156	12 378	10 238	172 257
9028202000	Liquid meters, water meters	38 732	67 625	349 193	787 761
9028209000	Other liquid meters	3 225	24 104	295 585	845 583
9028301000	Electricity meters,kilowatt hour meters(kwh)	213 555	1 120 758	6 113 053	28 068 838
9028309000	Other Electricity meters	200 997	1 279 941	2 421 269	28 816 651
9028901000	Part&accessories,water meter housingsor bodies	73 410	710 550	717 610	6 248 014
9028909000	Part&accessories,oth water meterhousings or bodies	107 662	1 066 895	1 684 124	12 532 914
9029102000	Taximeters	219	11 363	8 326	43 097
9029109000	Mileometers, pedometers and the like	32 006	155 650	693 714	2 706 298
9029201000	Speedometer for motor vehicles	63 192	341 064	1 469 746	5 688 882
9029202000	Tachometers for motor vehicles	61 746	358 076	941 870	4 228 988
9029209000	Oth speed indicators&tachometers: stroboscopes	68 489	412 393	2 618 795	16 716 731
9029901000	Parts&acc of revolution counter&the likeor of stroboscopes of sub	16 723	47 988	315 289	1 156 606
9029902000	Parts and accessories of othergoods of speed indicators & tachom	184 109	1 100 307	5 754 715	33 052 349
9030100000	Instruments & apparatus for measuring/ detecting ionising radiati	2 930	12 796	1 319 942	3 504 919
9030200000	Oscilloscope and oscillographs	11 866	47 673	197 702	1 327 926
9030310000	Multimeters without a recording device	6 657	65 000	76 546	614 143
9030320000	Multimeters with a recording device	6 535	30 782	53 190	476 316
9030331000	Instruments and apparatus for measuring/check voltage without a	14 245	50 115	287 554	2 154 543
9030332000	Impedance-measuring instruments&apparatus designed to provid	1 932	13 494	242 920	627 437
9030333000	Ammeters and voltmeters for motorvehicles without a record dev	1 363	15 469	16 446	95 467
9030339000	Oth instruments&apparatus for measuring/check voltage without	40 493	221 191	609 528	3 393 346
9030390000	Oth Instruments&apparatus for measuring/check voltage with a re	26 296	114 990	630 617	4 271 100
9030400000	Other instruments and apparatus,designed for telecommunication	647	4 707	13 312	185 261
9030821000	Wafer probers for measuring/checksemiconductor wafers	40	5 915	6 075	157 765
9030829000	Oth instrum&app for measuring/check semiconductor wafer/devic	865	15 582	165 510	958 372
9030841000	Instruments & app with a recording formeasure/check elect quant	976	6 382	99 667	337 490
9030849000	Oth instru&app with a record for measure,check electrical quantiti	6 913	33 773	52 548	740 059
9030891000	Instru&app,w/o recording device for goods other than subheading	170	1 311	130 827	479 235
9030899000	Oth instruments & apparatus,withoutrecording device	18 852	410 599	701 867	4 011 332
9030901000	Parts&accessories incl pca of goodsgoods of subhead 903040 & 90	751	12 006	132 904	1 060 036
9030903000	Parts&acc of optic instrum&appliance formeasuring/check pcb/pw	1 050	4 270	87 562	573 719
9030904000	Parts&acc of instrum&app for measure/check elect quantities on p	0	310	0	156 734
9030909000	Other parts&accessories ofgoods of head 9030	12 231	56 345	655 856	4 984 168
9031101000	Machines for balancing mechanical parts,electrically operated	42 936	271 611	1 317 467	7 076 539
9031102000	Machines for balancing mechanical parts,not electrically operated	34	28 513	254	237 331
9031201000	Test benches, electrically operated	45 380	228 821	1 384 613	6 454 685
9031202000	Test benches,not electrically operated	1 447	20 814	94 823	330 857
9031410000	Oth optic instrum&appl for inspect semiconduct wafer/device/phc	21 803	26 477	370 539	839 932
9031491000	Optic instrum&appl for measur surfaceparticulate contamination,s	14	974	7 718	71 484
9031493000	Optical instrum&appl for measuring/checking pcb/pwb&pca	10	645	669	23 986
9031499000	Other optical instruments andappliances for other purposes	33 940	108 879	480 166	4 473 421
9031801000	Cable tester	4 172	54 011	279 529	2 288 871
9031809000	Oth instruments,appliances and machines,other cable tester	519 037	1 630 129	13 088 078	61 187 955
9031901100	Parts&acc incl pca of optical instrum&appl,inspect semicon wafer,	3 403	43 483	412 653	2 333 530
9031901200	Parts&acc of optic error verifc&repairapparatus for pcb/pwb&pca	37	4 988	3 154	36 007
9031901300	Parts&acc of oth optic instruments&appl,measuring/chek pcb/pwl	2 464	10 211	97 410	449 769

I.3. IMPOR MENURUT KOMODITI / IMPORT BY HS COMMODITY

\*\*\* JUNI/JUNE 2012 \*\*\*

HS	Uraian Komoditi Commodity Description	Berat Bersih / Net Weight (Kg)		Nilai / Value C.I.F (US\$)	
		Bulan ini Current Month	Kumulatif Cum.Jan. to date	Bulan ini Current Month	Kumulatif Cum.Jan. to date
9031901900	Oth parts&acc oth than inspect wafer/repair/measure pcb,pwb,pv	24 470	78 448	760 570	4 085 189
9031902000	Oth part&acc for measure/chek instrumentappliance&mach,not e	24 095	160 925	505 351	3 565 479
9032101000	Thermostats, electrically operated	174 737	628 551	2 391 897	9 086 046
9032102000	Thermostats, not electrically operated	6 297	50 451	106 574	922 393
9032201000	Manostats, electrically operated	969	4 927	43 467	277 140
9032202000	Manostats, not electrically operated	1 377	72 992	31 428	440 572
9032810000	Hydraulic or pneumatic	29 171	150 789	512 068	3 146 995
9032891000	Instru&app,automatic data process machfor controll,cargo handlir	113 248	769 580	2 604 686	16 367 236
9032892000	Automatic instrum&app for controllchem/elec-chem solutions in p	18 872	25 592	311 456	875 396
9032893100	Automatic regulating voltage units(stabilizers),electrically operate	192 408	686 036	571 014	1 930 487
9032893900	Instrument&apparatus oth than(stabilizers),electrically operated	30 012	183 078	1 688 565	13 642 044
9032899000	Oth automatic regulating/controllinstrum&app not electrically ope	420 756	1 902 041	6 367 642	30 120 514
9032901000	Parts&accessories of automatic dataprocess mach,cargo handlir syt	50	894	5 416	87 675
9032902000	Part&acc automatic instr&app, controllchem/elec-chem solutions	0	1 046	0	81 566
9032903000	Part&acc automatic, regulating/controllinstruments&apparatus,el	6 350	46 502	159 850	1 270 996
9032909000	Part&acc automatic, regulating/controllinstruments&apparatus,nc	51 690	343 594	1 580 022	9 956 266
9033001000	Parts&acc for mach,appl,instrum ofchap 90 for electric operated e	47 297	555 272	3 128 875	10 716 267
9033002000	Parts&acc for mach,appl,instrum ofchap 90 for not electric operat	25 509	106 903	514 262	2 319 593
9101110000	Wrist-watch of metal,w/not stopwatchw/ mech display only,elect	59	709	2 733	240 739
9101190000	Wrist-watch of metal,w/not stopwatchoth w/ mech display only,e	0	3 446	0	39 339
9101210000	Oth wrist-watch,whether/not stopwatchw/ automatic winding of i	0	615	0	85 760
9101290000	Oth wrist-watch,whether/not stopwatchoth than automatic windi	324	7 460	39 263	151 062
9101910000	Pocket-watch&oth watch inc stopwatch ofmetal or precious metal	0	187	0	1 516
9101990000	Pocket&oth watch inc stopwatch of metal/of w/ precious metal,n	12	1 615	214	35 099
9102110000	Wrist-watch,whether/not stopwatchw/ mech display only,elect op	15 072	57 054	896 881	3 963 918
9102120000	Wrist-watch,whether/not stopwatchw/ opto-elect display only,ele	50	312	7 473	35 541
9102190000	Wrist-watch,whether/not stopwatchoth than mech&opto,elect op	60 263	363 421	391 291	1 899 410
9102210000	Oth wrist-watch,whether/not stopwatchw/ automatic winding	0	4 940	0	114 789
9102290000	Oth wrist-watch,whether/not stopwatchoth than automatic windi	95 163	548 735	466 086	3 396 706
9102911000	Stop-watches, electrically operated	4 300	13 824	20 637	188 177
9102919000	Pocket-watch&oth watch, electricallyoperated	5 300	24 361	58 037	168 684
9102990000	Pocket-watch&oth watch inc stopwatchnot electrically operated	101 669	349 995	193 976	821 928
9103100000	Clocks with watch movements,excl clocks ofh9104 elect operated	6	371	398	3 177
9103900000	Clocks with watch movements,excl clocks ofh9104 not elect opera	11 628	71 783	98 326	501 985
9104001000	Instrument panel clocks & clocks ofa similar type, for vehicles	2 228	14 806	131 049	964 786
9104002000	Instrument panel clocks & clocks ofa similar type, for aircraft	3	10	144	3 642
9104003000	Instrument panel clocks & clocks ofa similar type, for vessels	162	22 728	9 715	619 603
9104009000	Instrument panel clocks & clocks ofa similar type, for spacecraft	0	1	0	60
9105110000	Alarm clocks, electrically operated	2 043	28 999	10 053	163 428
9105190000	Alarm clocks,not electrically operated	50 540	254 955	79 353	446 622
9105210000	Wall clocks, electrically operated	54 256	182 453	320 207	981 255
9105290000	Wall clocks, not electrically operated	24 618	183 221	57 453	393 618
9105911000	Marine chronometers,electrically operated	41	108	1 868	2 833
9105919000	Oth clocks, oth than Marine chronometerselectrically operated	9 979	17 996	10 638	44 379
9105999000	Oth clocks, oth than Marine chronometersnot electrically operate	3 621	21 486	14 933	57 759
9106100000	Time-registers,time-recorders	19 468	73 479	53 762	494 666
9106901000	Parking meters	12 781	50 486	286 335	530 136
9106909000	Oth time of day recording&measuring appoth than parking meter	27 591	107 673	209 292	1 372 708
9107000000	Time switches with clock/watchmovement/with synchronous mot	17 687	132 105	318 645	2 009 399
9108110000	Watch move comp&assem w/mechanical display only, electrically	1 089	1 205	4 009	4 255
9108190000	Watch move comp&assem oth thanmechanical,opto-elect, elect o	0	408	0	778
9108200000	Watch move comp&assem withautomatic winding	0	2 631	0	201 368
9108900000	Oth watch movements complete andassembled	81	2 058	1 334	29 027
9109100000	Clock movements,complete andassembled, electrically operated	17 921	18 779	37 805	49 826
9109900000	Clock movements,complete andassembled,not electrically operate	5 884	13 091	14 040	39 404
9110110000	Complete movements,unassem/partly assem(movement sets) of \	914	30 457	10 753	212 864
9110900000	Oth complete watch or clock movements	2 447	8 455	95 969	108 473
9111100000	Watch cases of precious metal/of metal clad with precious metal	648	648	5 081	5 081
9111200000	Watch cases of base metal, whether or not gold/silver-plated	0	177	0	1 028
9111800000	Other watch cases	169	6 412	723	18 328
9111900000	Parts of watch cases	301	8 053	454	22 609
9112200000	Clock cases and cases of a similartype for other goods of this chap	9 078	23 832	22 335	81 302
9112900000	Part of clock cases&cases of a similartype for other goods of this c	19	863	647	5 932
9113200000	Watch straps,bands&bracelets of basemetal,whether or not gold/!	0	15	0	2 128
9113900000	Oth watch straps,bands&braceletsand parts thereof	6 146	40 425	23 319	209 407
9114100000	Springs, including hair-springsof clock or watch parts	7	56	309	5 462
9114300000	Dials of clock or watch parts	1 019	3 909	2 069	11 133
9114400000	Plates and bridges of clock/watch parts	2 003	2 029	2 040	5 152
9114900000	Oth clock or watch part oth than spring,hair springs,dials,plate&br	17 821	110 516	101 074	779 470
9201100000	Upright pianos	18 207	87 944	38 457	188 143
9201200000	Grand pianos	195	49 686	13 948	431 499

I.3. IMPOR MENURUT KOMODITI / IMPORT BY HS COMMODITY

\*\*\* JUNI/JUNE 2012 \*\*\*

HS	Uraian Komoditi Commodity Description	Berat Bersih / Net Weight (Kg)		Nilai / Value C.I.F (US\$)	
		Bulan ini Current Month	Kumulatif Cum.Jan. to date	Bulan ini Current Month	Kumulatif Cum.Jan. to date
9201900000	Oth pianos,incl automatic pianosharp&chord&oth keybrd string in:	96 386	419 517	585 701	1 056 453
9202100000	String musical instrument(violins,harps), played with a bow	9 111	27 620	188 059	408 863
9202900000	Oth string musical instruments(guitars)not played with a bow	21 944	91 767	255 982	893 812
9205100000	Brass-wind instruments	14 953	37 414	210 036	389 832
9205901000	Keyboard pipe organ,harmonium&similarkeyboard instruments w,	1 884	60 449	8 113	147 796
9205909000	Other wind musical instruments	108 404	333 408	287 741	931 799
9206000000	Percussion musical instruments(exp, drm,xylophones,cymbals,cast	48 653	405 639	201 611	1 853 666
9207100000	Keyboard instruments,oth than accordions	28 670	93 936	899 156	2 437 348
9207900000	Oth musical instruments,the sound isproduced must be amplified,	16 750	111 288	63 347	860 413
9208100000	Musical boxes	1 573	29 749	15 846	208 748
9208901000	Decoy calls,whistles,call horns &othmouth blown sound signalling	2 843	9 858	7 358	18 110
9208909000	Fairground,mech street organ,sing bird,musical saw,oth musical in	1 484	17 079	6 615	102 866
9209300000	Musical instrument strings	9 264	51 216	226 737	1 023 845
9209911000	Part&accessories, strung backs,keyboards& metal frames for upric	225 293	1 391 346	1 408 672	7 910 908
9209919000	Other parts and accessories for pianos	611 401	3 772 403	3 957 196	27 897 133
9209920000	Parts & accessories for the musicalinstrument of string musical ins	104 905	636 392	1 488 838	9 435 996
9209940000	Parts&acc,the music instrument of soundof which is prod/must be	257 063	1 241 485	4 789 151	21 553 394
9209990000	Parts & accessories for oth musicalinstruments	78 705	396 389	3 888 716	20 236 436
9303900000	Artillery weapons(guns,howitzer&mortars)	0	1 770	0	1 098 764
9301200000	Rocket launchers;flame-throwers;grenadelaunchers;torpedo tubes&	0	8	0	929
9301900000	Oth military weapons,oth than revolvers,pistols & the arms of sea	48	1 987	23 358	1 188 597
9302000000	Revolvers and pistols, other than thoseof heading 9303/9304	188	1 385	19 033	155 668
9303900000	Oth firearm&similar device which operateby the firing of an explo:	438	583	294 996	324 997
9304001000	Air guns,operating at pressureof less than 7 kg	0	73	0	9 472
9304009000	Oth arms(spring,air/gas guns&pistols)excluding those of heading 9	1 121	2 821	235 477	306 096
9305100000	Parts and accessories of revolvers orpistols	0	53	0	5 833
9305200000	Parts and accessories of shotguns orrifles of heading 9303	17	13 289	1 184	17 081
9305911000	Parts&accessories of military weapons of heading 9301 of leather,	7	1 027	473	11 457
9305919000	Parts&acc of military weapons of head 9301,of oth than leath/tex	0	222	0	85 413
9305999900	Parts and accessories of revolver&pistolof heading 9302 of oth lea	910	3 933	324 147	377 213
9306210000	Cartridges	4 871	1 735 417	3 329 458	76 266 408
9306290000	Parts of cartridges, gun pellets	9	8 156	4 065	2 064 787
9306301100	22 calibre cartridges for revolvers&pistols of heading 9302	0	2 659	0	106 885
9306301900	Oth cartridges oth than 22 calibrecartridges of heading 9302	13 829	25 358	589 554	1 473 986
9306302000	Cartridges for riveting/similar tool/forcaptive-bolt humane killer&	1	1 251	734	48 261
9306309900	Oth cartridges oth than 22 calibrecartridges of oth heading 9302	0	219	0	52 891
9306900000	Bombs,grenades,torpedoes,mines,missiles,similar munitions of wa	7	64 653	258	3 662 740
9401100000	Seats of a kind used for aircraft	1 791	13 342	138 280	626 663
9401201000	Seats of a kind used for motor vehiclesof heading 8702/8703/8704	77 561	441 651	576 664	2 978 136
9401209000	Seats of a kind used for motor vehiclesoth than of heading 8702/8	5 121	73 155	192 070	1 169 302
9401300000	Swivel seats with variable heightadjustment	556 676	2 437 174	2 031 033	7 526 682
9401400000	Seats oth than garden seats/ campingequipment,convertible intc	7 433	26 062	14 490	54 470
9401510020	Seat of bamboo	0	1	0	2
9401590000	Seat of cane,osier or similar material	726	1 185	2 812	5 569
9401610000	Oth seats,with wooden frames,upholstered	656 600	2 873 049	2 264 742	10 387 057
9401690010	Oth seats,with wooden frames,combinedwith rattan	0	5 441	0	2 682
9401690090	Oth seats,with wooden frames,combinedwith other than rattan	86 216	300 575	424 689	1 354 014
9401710000	Other seats, with metal frames, upholste	702 756	3 493 403	2 223 825	11 369 330
9401790010	Other seats, with metal frames,combinedwith rattan	13 466	146 150	38 778	341 363
9401790090	Other seats, with metal frames,combinedwith other than rattan	855 830	3 833 543	2 044 529	8 231 945
9401800000	Oth seats(oth than those of head 9402)	379 215	1 802 444	1 026 699	4 511 070
9401901000	Parts of aircraft seats (head 94011000)	737	61 005	36 181	216 702
9401903100	headrest stiffeners for seats ofsubheading 94012010,	33 001	121 691	482 742	1 827 316
9401903900	Parts of other seats	916 087	4 171 964	8 267 053	35 427 514
9401904000	Parts of seats of subheading 94013000	82 321	594 294	456 622	4 474 198
9401909200	Parts of seats of plastics	434 186	1 704 762	432 966	1 756 729
9401909900	Parts of seats of other than plastics	725 455	3 761 997	2 399 207	14 340 040
9402101000	Medis furniture,dentists chair & partsthereof	51 897	270 016	635 804	3 150 281
9402103000	Medis furniture,barbers chairs&similarchairs thereof & thereof	17 802	71 567	81 181	269 196
9402109000	Other dentists,barbers or similar chairsof medis furniture	636	32 366	20 914	290 577
9402901000	Furniture designed for medical,surgical/veterinary purposes&part:	177 084	435 664	640 329	2 873 536
9402909000	Oth furniture designed for medical,surgical/veterinary purpose&p:	29 367	276 542	239 331	2 208 142
9403100000	Metal furniture of a kind used in office	338 373	1 841 226	656 757	3 685 289
9403201000	Oth metal furniture, fume cupboard	5 643	99 737	12 149	175 469
9403209000	Oth metal furniture, other thanfume cupboards	2 711 176	13 420 280	4 725 841	23 335 568
9403300000	Wooden furniture of a kindused in offices	386 679	2 925 477	608 643	3 856 718
9403400000	Wooden furniture of a kind usedin the kitchen	97 879	968 452	136 626	1 665 127
9403500000	Wooden furniture of a kind usedin the bedroom	1 111 739	4 917 763	1 772 414	9 049 886
9403601000	Oth wooden furniture,fume cupboard	69 846	248 785	183 508	490 516
9403609000	Oth wooden furniture,oth thanfume cupboard	1 545 315	6 622 464	3 310 250	12 013 784
9403701000	Furniture of plastics for baby walker	16 170	108 206	50 135	216 385

I.3. IMPOR MENURUT KOMODITI / IMPORT BY HS COMMODITY

\*\*\* JUNI/JUNE 2012 \*\*\*

HS	Uraian Komoditi Commodity Description	Berat Bersih / Net Weight (Kg)		Nilai / Value C.I.F (US\$)	
		Bulan ini Current Month	Kumulatif Cum.Jan. to date	Bulan ini Current Month	Kumulatif Cum.Jan. to date
9403702000	Furniture of plastics for fume cupboard	0	29 911	0	339 365
9403709000	Furniture of plastics oth than forbaby walker,fume cupboard	285 123	1 305 036	732 429	4 221 130
9403810010	Bedroom, dining room or living room setsof rattan	0	25 590	0	23 138
9403810020	Bedroom, dining room or living room setsof bamboo	0	4 291	0	5 285
9403810030	Furniture,of kind used in parksgardens/vestibules of rattan/bamboc	0	5 050	0	6 875
9403810090	Other furniture of bamboo or rattan	12 717	18 889	9 812	17 358
9403891000	Other furniture of other materials,fume cupboards	0	731	0	25 225
9403899010	Bedroom, dining room/livingroom sets of other materials	192 409	933 808	238 157	1 220 900
9403899020	Oth furniture of a kind used in parks,garden/vestibules of oth mat	0	2 209	0	785
9403899090	Other furniture of cane, osier, bambooor similar materials	57 779	319 496	82 276	479 746
9403901000	Part of baby walkers of furnitureof platic (sub heading 94037010)	140	42 596	1 918	46 777
9403909000	Parts of other furniture	499 105	2 475 639	1 072 119	5 628 810
9404100000	Mattress supports	7 863	145 553	51 622	606 003
9404210000	Mattresses of cellular rubber orplastics, whether or not covered	48 930	235 442	148 165	759 124
9404291000	Mattress springs of other materials	52 294	390 776	225 915	1 636 084
9404292000	Mattress of hyperthermia orhyphothermia type of oth materials	0	4 583	0	60 227
9404299000	Mattress of other materials	71 038	337 115	88 410	359 069
9404300000	Sleeping bags	5 624	17 834	29 597	173 044
9404901000	Quilts,bedspreads & mattress protectors	6 849	41 163	39 128	229 953
9404909000	Other articles of bedding&similar furnishing	63 221	322 029	411 249	1 994 297
9405102000	Lamps for operating rooms	3 266	11 248	13 291	274 888
9405103000	Spotlight	184 382	731 696	452 426	2 614 559
9405104000	Fluorescent lamps and lighting fittings	218 973	902 448	1 374 388	5 542 804
9405109000	Oth chandeliers&oth elec ceiling/walllighting fitting	139 670	753 337	965 082	5 029 393
9405201000	Lamps for operating rooms	11 737	32 620	115 560	858 560
9405209000	Lamps of electric table,desk, bedside/floor-standing lamps	257 733	849 952	1 065 095	3 248 344
9405300000	Lighting sets of a kind used forchristmas trees	23 198	67 967	42 188	128 973
9405402000	Searchlights	31 907	54 286	113 452	218 747
9405404000	Oth. electr lamps of spotlights	44 746	322 907	499 198	2 036 436
9405405000	Oth electr lamps,of a kind used forlighting public openspace/thorc	241 668	1 116 350	2 637 587	10 308 380
9405406000	Other exterior lighting	28 026	138 430	205 213	859 573
9405407000	Non-flashing aerodrome beacons;lamps forrailwayloc.aircraft,ship	14 812	133 230	135 313	754 776
9405408000	Pilot lamp with fitting for electro-thermic domestic applic of headi	1 223	6 939	3 430	63 375
9405409100	Fibre optic headband lamps of kinddesigned for medical use	25	392	685	13 328
9405409900	Other lighting fittings	154 378	726 863	1 154 537	5 095 784
9405501100	Non elect. Lamps of oil-burning, of brasfor relligious rites	0	274	0	1 245
9405501900	Other non elect. Lamps of oil-burning	64 106	320 423	89 949	432 074
9405504000	Hurricane lamps	142 778	417 844	168 678	542 123
9405509010	Non elect lighting fittings of plastics,stone, ceramics, glass	5 470	40 105	19 755	128 818
9405509090	Other non elect lighting fittings	4 679	29 309	16 499	167 986
9405601000	Warning signs, street name signs, road &traffic signs	5 523	56 970	47 021	594 516
9405609000	Others illuminated signs	18 404	148 052	100 943	864 468
9405911000	Parts of glass for lamps for operatingroom	6	265	3 035	4 437
9405912000	Parts of glass for spotlights	4 212	6 738	16 140	60 252
9405914000	Parts of globes and chimneys	693	14 604	5 837	35 131
9405915000	Parts of glass for searchlights	7	108	110	4 111
9405919000	Other parts of glass	57 541	216 969	150 479	973 090
9405921000	Parts of plastics for lamps fo operatingrooms	7	27	1 283	9 106
9405922000	Parts of plastics for spotlights	19	3 994	687	9 727
9405929000	Other parts of plastics	444 897	1 994 218	904 981	3 907 126
9405991000	Parts Lampshades of textile material	102	16 160	3 452	95 581
9405992000	Parts Lampshades of other material	4 390	20 714	21 766	452 080
9405993000	Parts of lamp of subheading 9405.50.11or 9405.50.19	0	1 143	0	3 746
9405994000	Parts for searchligts or spotlights	185	2 405	2 948	29 268
9405999000	Other parts	164 231	826 673	513 385	2 804 505
9406001100	Greenhouses fitted with mechanical/thermal equipment of plastic	0	63 192	0	113 608
9406001900	Greenhouses fitted with mechanical/thermal equipment oth plasti	54 450	632 061	47 282	3 796 266
9406009200	Other prefabricated buildings of wood	0	9 490	0	40 811
9406009400	Other prefabricated buildings of iron/steel	1 848 849	5 681 537	948 354	12 135 913
9406009500	Oth prefabricated buildings of plastics/of aluminium	28 872	79 373	120 785	198 926
9406009900	Oth prefabricated buildings oth of wood,iron, plastics, aluminium,	744 582	6 441 108	1 567 400	15 226 826
9503001000	Tricycles, scooters, pedal cars andsimilar wheeled toys; dolls carri	443 691	1 723 304	1 246 693	4 971 028
9503002100	Dolls, whether/not dressed	95 627	435 844	448 776	1 661 881
9503002200	Garments and garments accessories;footwear and headgear of do	3 209	15 214	35 536	320 953
9503002900	Other parts and accessories for dolls	21 066	50 084	149 437	510 650
9503003000	Electric trains toys, includ tracks,signals and other accessories ther	35 175	198 190	242 143	923 855
9503004010	Reduces size model aircraft assemblykits, working or not	806	8 344	10 870	143 286
9503004090	Oth reduced size ("scale") models andsimilar recreational models	175 222	799 144	1 154 422	6 193 189
9503005000	Other construction sets & constructionaltoys, of materials other tr	6 183	6 989	7 873	10 346
9503006000	Stuffed toys representing animals ornon-human creatures	17 613	185 863	178 214	3 143 716
9503007000	Puzzles of all kinds	18 263	99 306	116 691	610 572
9503009100	Numerical/alphabetical/animal blocks orcut-out; word builders/m	28 992	97 593	120 479	415 381
9503009200	Skipping ropes	1 132	4 925	2 962	23 809
9503009300	Marbles	523 331	3 685 650	131 186	919 476
9503009900	Other toys or parts	3 062 795	13 617 057	7 822 009	34 758 604

I.3. IMPOR MENURUT KOMODITI / IMPORT BY HS COMMODITY

\*\*\* JUNI/JUNE 2012 \*\*\*

HS	Uraian Komoditi Commodity Description	Berat Bersih / Net Weight (Kg)		Nilai / Value C.I.F (US\$)	
		Bulan ini Current Month	Kumulatif Cum.Jan. to date	Bulan ini Current Month	Kumulatif Cum.Jan. to date
9504202000	Tables for billiards of all kinds	0	14 957	0	19 959
9504203000	Billiard chalks	0	2 286	0	3 264
9504209000	Oth articles & accessories for billiardsof all kinds	14 751	109 390	30 834	313 809
9504301000	Pintables or slot machines, operated bycoins and by oth means of	0	21 076	0	113 614
9504302000	Parts of oth games of wood, paper orplastics	259	267	751	1 012
9504309000	Other games, operated by coins and byoth means of payment	238 505	1 096 104	1 043 116	4 757 172
9504400000	Playing cards	424 229	1 670 724	379 477	1 524 411
9504500000	Video games consoles and machines,oth than those sub heading 9	109 737	519 402	493 682	2 271 543
9504901000	Bowling requisites of all kind	106 636	119 280	83 285	103 369
9504902000	Darts and parts and accesories therefor	8 305	111 607	10 374	118 474
9504903900	Other gambling equipment & paraphernaliaequipment	4 180	22 963	23 082	77 401
9504909200	Tables designed for game of wood/plasticnot gambling equipment	0	9	0	164
9504909300	Tables designed for games not of wood/plastics, not gambling equ	0	45	0	84
9504909400	Other table disigned for games of wood/plastics	181	790	394	5 099
9504909900	other table designed for games not wood/plastics	41 545	260 051	209 027	1 392 824
9505100000	Articles for christmas festivities	37 141	139 528	89 003	323 946
9505900000	Festive,carnival/oth entertn.articlesincl conjuring tricks & novelty j	109 848	442 446	170 233	1 284 510
9506110000	Skis of snow-skis	0	5 584	0	7 479
9506190000	Other snow-ski equipment	461	11 479	2 050	52 742
9506210000	Sailboards	11	2 013	625	30 566
9506290000	Oth water-skis, surf-boards, sailboards& oth water-sport equipme	10 841	60 566	57 194	471 363
9506310000	Golf clubs, complete	2 624	25 623	38 913	119 429
9506320000	Balls for golf	1 055	15 621	23 892	87 539
9506390000	Other golf equipment	10 158	75 699	32 588	219 681
9506401000	Tables tennis	7 945	461 125	13 178	495 452
9506409000	Oth articles & equip for table-tennis	24 055	126 136	51 446	297 204
9506510000	Lawn-tennis rackets, whether/not strung	8 426	29 538	20 548	863 197
9506590000	Badminton or similar rackets, whether/not strung	93 974	397 797	328 257	1 406 685
9506610000	Lawn-tennis balls	5 131	48 516	6 475	163 529
9506620000	Inflatable balls	72 738	364 802	477 939	2 410 469
9506690000	Other balls	8 000	143 487	29 430	926 922
9506700000	Ice skates & roller skates, incl skatingboots with skates attached	23 450	76 782	142 137	350 538
9506910000	Artic and equip for general physicsexercise, gymnastics or athletic	984 437	4 682 977	3 699 720	18 902 001
9506990010	Bows and arrows for archery; crossbows	35	230	1 277	2 512
9506990020	Nets, cricket pads and shin guards	2 088	53 615	13 183	273 320
9506990030	Shuttlecocks	488	21 694	1 010	96 701
9506990090	Other articles and equipment for generalphysical exercise	83 718	348 923	203 771	2 150 429
9507100000	Fishing rods	85 855	530 273	329 650	2 026 606
9507200000	Fish-hooks, whether/not snelled	53 390	234 780	307 927	948 406
9507300000	Fishing reels	68 059	277 763	118 313	635 879
9507900000	Oth fishing rods,hooks/reels,oth heading92.08/97.05	32 015	115 285	87 540	316 662
9508100000	Travelling circuses and travellingmenageries	500	589	4 601	4 637
9508900000	Roundabouts,swings,shooting galleries&oth fairground amusemer	132 869	976 612	1 857 420	4 688 368
9601100000	Worked ivory and articles of ivory	0	477	0	633
9601901010	Worked mother-of pearl/tortoise- shell &articles of the foregoing	9	86	4 608	13 150
9601901090	Other worked mother-of pearl/tortoise-shell & articles of the fore	327	723	26 971	58 023
9601909100	Cigar/cigarette cases, tobacco jars;ornamental articles	0	1	0	16
9602001000	Gelatin capsules for pharmaceuticalproducts	3 517	43 483	106 159	891 109
9602002000	Cigar/cigarette cases, tobacco jars andhousehold ornamental artic	3 477	6 745	15 460	29 960
9602009000	Oth worked veget/minerl carving material&articles of these mater	22 889	58 655	79 133	236 838
9603101000	Brushes consisting of twig/oth vegetablematerials bound together	2 586	151 360	13 616	264 057
9603102000	Brooms consisting of twig/oth vegetablematerials bound together	1 756	121 330	5 553	253 524
9603210000	Tooth brushes, incl dental-plate brushes	135 760	803 972	1 212 682	7 049 676
9603290000	Shaving brushes, hair brush, nail brush, eyelash &oth brush for use c	50 471	281 866	175 886	1 047 149
9603300000	Artists' brushes, writing brush &similarbrushes for the applicati	48 635	326 788	187 921	1 146 271
9603400000	Paint, distemper, varnish/similar brushes oth than 9603.30; Paint p	550 989	2 955 911	682 789	4 054 609
9603500000	Oth brushes constituting part of machine, appliances or vehicles	49 174	304 377	224 412	1 554 226
9603901000	Prepared knots and tufts for broom orbrush making	21 548	54 155	40 249	119 238
9603902000	Hand-operated mechanical floor sweepers, not motorised	66 339	295 755	216 484	1 182 370
9603904000	Other brushes	257 853	1 347 805	418 920	2 552 864
9603909000	Mops and feather dusters; squeegees (oththan roller squeegees)	384 195	1 566 559	903 998	3 869 999
9604001000	Hand sieves and hand riddles of metal	505	33 424	3 918	100 248
9604009000	Hand sieves and hand riddles of othermaterial	1 859	12 306	20 379	55 718
9605000000	Travel sets for personal toilet, sewingor shoe or clothes cleaning	3 735	38 947	7 063	73 832
9606101000	Press-fasteners, snap-fasteners andpress-studs and part therefor c	11 954	90 134	182 885	859 772
9606109000	Press-fasteners, snap-fasteners andpress-studs and part therefor c	50 196	226 714	791 061	3 651 429
9606210000	Buttons of plastics, not covered withtextile material	206 306	1 383 622	2 682 533	18 214 016
9606220000	Buttons of base metal, not covered withtextile material	191 496	890 995	1 511 505	11 065 306
9606290000	Other buttons	113 277	552 766	1 253 251	6 552 418
9606301000	Button moulds & other parts of buttons;button blanks, of plastics	2 091	15 502	60 244	374 217
9606309000	Button moulds & other parts of buttons;button blanks, of other m	7 227	41 137	89 168	672 587
9607110000	Slide fasteners fitted with chain scoopof base metal	119 775	863 228	1 637 847	11 054 803
9607190000	Other slide fasteners	401 052	2 039 780	4 777 883	25 500 704
9607200000	Parts of slide fasteners	446 663	2 235 294	1 941 627	11 192 741
9608101000	Ball point pens of plastics	65 388	599 307	162 705	1 129 884

I.3. IMPOR MENURUT KOMODITI / IMPORT BY HS COMMODITY

\*\*\* JUNI/JUNE 2012 \*\*\*

HS	Uraian Komoditi Commodity Description	Berat Bersih / Net Weight (Kg)		Nilai / Value C.I.F (US\$)	
		Bulan ini Current Month	Kumulatif Cum.Jan. to date	Bulan ini Current Month	Kumulatif Cum.Jan. to date
9608109000	Ball point pens of other materialOth. ball point pens of plastics	162 767	1 228 621	444 994	3 981 470
9608200000	Felt tipped & other porous-tipped pens and markers	74 420	357 561	192 283	997 897
9608301000	Indian ink drawing pens	16	8 068	602	27 663
9608309000	Oth fountain pens, stylograph pens andother pens	89 479	379 007	139 375	801 234
9608400000	Propelling or sliding pencils	25 905	112 205	72 757	505 021
9608500000	Sets of articles from two or more ofthe foregoing subheadings	101 482	458 804	187 802	1 072 746
9608601000	Refills for ball point pens, comprisingthe ball point &ink-reservoir (	3 638	19 071	28 664	156 612
9608609000	Refills for ball point pens, comprisingthe ball point &ink-reservoir (	31 470	117 007	154 469	868 448
9608911000	Pen nibs and nib points of gold or goldplated	0	10	0	434
9608919000	Pen nibs and nib points of oth material	12 038	77 750	327 479	1 947 975
9608991000	Duplicating stylos	1 739	9 710	1 491	14 229
9608999100	Parts of ball point pens of plastics	348	13 956	8 181	227 114
9608999900	Penholders,pencil-holders&similar holder;parts of ball point of oth	66 754	564 587	581 974	4 757 778
9609101000	Black pencils, with lead encased in a rigid sheath	68 739	525 028	196 941	1 542 265
9609109000	Crayons & oth pencils with lead encasedin a rigid sheath	91 227	560 736	124 155	1 126 894
9609200000	Pencil leads, black or coloured	72 639	667 009	412 777	3 541 493
9609901000	Slate pencils for school slates	96	24 187	353	110 582
9609903000	Pencils & crayons other than those ofsubheading 9609.10	62 795	245 705	86 885	366 051
9609909100	Writing or drawing chalks	13 797	16 162	8 436	16 633
9609909900	Pastels, drawing charcoals, tailors' cha and other pencils	161 545	581 525	311 443	1 074 416
9610001000	School slates, with writing or drawingsurfaces	0	84 212	0	171 599
9610009000	Boards and oth slates, with writing ordrawing surfaces	22 062	77 121	40 944	254 927
9611000000	Date, seal,numbering stamps & the like,in the hand operatd;hand	20 796	134 351	157 174	902 651
9612101000	Ribbons of textile fabric	18 905	156 464	248 507	1 431 335
9612109000	Ribbons of other materials or similarribbons	96 368	580 025	1 995 150	8 976 063
9612200000	Ink-pads	173	6 932	2 600	22 120
9613101000	Pocket lighters, gas fuelled, non-refillable of plastics	1 487 537	4 999 676	2 085 237	9 386 381
9613109000	Pocket lighters, gas fuelled, non-refillable of other materials	0	15 272	0	46 317
9613201000	Pocket lighters, gas fuelled, refillableof plastics	33 100	157 128	108 232	357 730
9613209000	Pocket lighters, gas fuelled, refillableof other materials	0	13	0	1 118
9613801000	Piezo-electric lighters for stoves andranges	13 400	27 292	16 137	50 626
9613803000	Cigarette lighters or table lighter ofother materials	0	8 814	0	9 000
9613809000	Other lighters	4 889	26 264	131 720	742 801
9613901000	Refilled cartridge or oth receptaclespart of mechncl lighter,cont li	3	16 202	110	216 468
9613909000	Other parts of lighters	62 558	456 686	555 079	4 781 942
9614001000	Roughly shaped blocks of wood or rootfor the manufacture of pipe	0	5 464	0	4 485
9614009000	Smoking pipes and cigar or cigaretteholder and parts thereof	1 482	18 974	40 997	275 659
9615112000	Combs, hair-slides and the likeof hard rubbers	20 677	86 931	33 945	173 826
9615113000	Combs, hair-slides and the likeof plastics	442 879	4 474 160	758 122	9 058 280
9615190000	Combs, hair-slides and the likeother than hard rubbers or plastics	333 266	1 463 525	504 819	2 441 934
9615901100	Decorative hair pins of aluminium	5	6 090	339	58 709
9615901200	Decorative hair pins of iron or steel	3 280	18 821	17 719	94 234
9615901300	Decorative hair pins of plastics	9 463	23 164	50 052	81 007
9615901900	Other decorative hair pinsOth. decorative hair pins	18 138	119 754	39 027	254 679
9615902100	Parts of combs, hair pins and the likeof aluminium	50	50	95	95
9615909100	Curling grips, hair-curlers and the likeof aluminium	0	24 496	0	116 494
9615909200	Curling grips, hair-curlers and the likeof iron or steel	466	1 244	8 877	12 905
9615909300	Curling grips, hair-curlers and the likeof plastics	2	1 714	2	7 282
9615909900	Other curling grips, hair-curlersand the like	13 386	60 927	24 299	141 855
9616101000	Scent sprays and similar toilet sprays	126 337	641 640	788 984	4 455 344
9616102000	Mounts and heads of scent spraysand similar toilet sprays	162 533	794 428	712 574	3 630 215
9616200000	Powder-puffs & pads for the applicationof cosmetics or toilet prep	15 679	94 843	274 988	1 874 167
9617001000	Vacuum flasks and other vacuum vessels	153 964	1 001 408	491 637	2 426 555
9617002000	Parts of vacuum flasks or vacuum vessels	10 937	14 933	9 534	36 821
9618000000	Tailor' dummies, oth lay figure;automata& animated displ. shop w	33 025	154 359	190 704	909 075
9619001100	Disposable sanitary towel,tanpon,napkinwith an absorbent core of	310 543	1 073 535	1 250 004	3 736 503
9619001900	Oth disposable sanitary towel, tampons,napkins and napkinsliners	3 337 146	15 865 061	12 267 469	63 740 957
9619009110	Sanitary towel,tampon,napkin, knitted orcrocheted with an absort	4 819	4 820	38 555	38 813
9619009190	Sanitary towel,tampon,napkin, knitted orcrocheted with an absort	43	64	2 169	2 527
9619009990	Oth sanitary towel, tampons, napkins,with an absorbent core of w	394	62 545	5 525	162 056
9701100000	Paintings, drawings and pastels,executedentirely by hand	4 593	68 572	35 829	906 657
9701900000	Colleges & similar decorative plaquesexecuted entirely by hand	11 799	30 115	61 435	204 976
9702000000	Original engravings, prints & lithographs	21 518	29 203	35 682	47 213
9703001000	Original sculptures & statuary of metalsculptures and statuary, in a	2 603	9 998	26 259	126 901
9703002000	Original sculptures & statuary of stonesculptures and statuary, in a	135 567	204 335	5 134	85 270
9703003000	Original sculptures & statuary of plastisculptures and statuary, in a	3 475	4 092	3 759	6 810
9703004000	Original sculptures & statuary of woodsculptures and statuary, in a	475	10 722	191	18 965
9703005000	Original sculptures & statuary of claysculptures and statuary, in an	3 000	7 290	4 523	10 399
9703009000	Original sculptures & statuary of othersculptures and statuary, in a	12 768	25 113	45 528	96 072
9704000000	Postage/revenue stamps, stamp postmark,first-day covers, stamp	316	316	31 220	31 220
9705000010	Collection and collectors pieces ofzoological interest	0	233	0	18 608

I.3. IMPOR MENURUT KOMODITI / IMPORT BY HS COMMODITY

\*\*\* JUNI/JUNE 2012 \*\*\*

HS	Uraian Komoditi Commodity Description	Berat Bersih / Net Weight (Kg)		Nilai / Value C.I.F (US\$)	
		Bulan ini Current Month	Kumulatif Cum.Jan. to date	Bulan ini Current Month	Kumulatif Cum.Jan. to date
9705000090	Collection and collectors pieces of other interest	8	131	613	7 337
9801101000	Sedan of head 8703 with cylinder cap <1500 cc, incompletely knocked down	1	124	7 494	19 351
9801102000	Other vehicle of head 8703 with (4x2) system incompletely knocked down	2 681 798	11 842 647	34 649 363	140 613 569
9801103000	Other vehicle of head 8703 with (4x4) system incompletely knocked down	0	32	0	20 100
9801201000	Vehicle of head 8704 with gross weight <=5 ton, incompletely knocked down	423 463	1 872 127	6 483 930	28 029 633
9801202000	Vehicle of head 8704 with 5 ton < gross weight <= 24 ton, incompletely knocked down	7 591 579	35 190 269	95 381 191	445 544 619
9801203000	Vehicle of head 8704 with gross weight >24 ton, incompletely knocked down	5 786 809	33 859 809	75 896 066	441 847 303
9801302000	Vehicle of head 8702 with 5 tons < gross weight <= 24 ton, incompletely knocked down	549 122	3 106 604	6 286 992	35 905 403
9802100000	Rotary internal/spark-ignition combustion compression-ignition piston engine	415 913	1 446 672	7 160 529	25 141 660
9802200000	Gear boxes, of incomplete knocked down	164 991	709 909	2 827 125	12 050 954
9802300000	Drive-axes, of incomplete knocked down	46 611	233 502	727 515	3 772 508
9803000000	Blank for motor vehicles component, made from base metal	1 575 219	7 296 222	5 831 165	28 104 307
<b>TOTAL IMPORT</b>		<b>12 279 593 528</b>	<b>67 683 379 783</b>	<b>16 727 521 763</b>	<b>96 449 199 171</b>

<http://www.bps.go.id>

**I.4. IMPOR MENURUT NEGARA ASAL / IMPORT BY COUNTRY OF ORIGIN**  
**\*\*\* JUNI/JUNE 2012 \*\*\***

Country Code	Negara Asal Country of origin	Berat bersih / Net weight (Kg)		Nilai / Value C.I.F ( U S \$ )	
		Bulan ini	Kumulatif	Bulan ini	Kumulatif
		Current month	Cum. Jan. to date	Current month	Cum. Jan. to date
111	JP Japan	382 616 898	2 163 185 513	2 179 217 115	11 857 422 299
112	HK Hong Kong	17 572 465	105 605 138	161 727 142	957 213 390
113	KP Korea, Democratic People's Republic	2 999 601	24 585 253	3 997 428	30 259 810
114	KR Korea, Republic Of	810 448 021	4 040 822 047	1 140 589 841	6 042 562 388
115	TW Taiwan	224 992 293	1 239 688 822	392 435 474	2 378 764 334
116	CN China	1 232 093 701	6 978 980 706	2 624 567 746	14 639 043 231
117	MN Mongolia	15	2 942	879	33 007
118	MO Macau	9 277	120 783	102 074	1 384 707
120	PG Papua New Guinea	3 187 152	15 061 994	7 634 512	16 742 187
121	TH Thailand	727 878 590	4 593 543 003	1 036 199 809	5 813 611 529
122	SG Singapore	1 833 681 229	9 753 094 523	2 132 191 356	13 372 987 041
123	PH Philippines	11 570 443	91 692 839	57 453 762	410 879 877
124	MY Malaysia	789 202 256	5 037 928 052	859 535 948	5 653 358 350
125	MM Myanmar (form. Burma)	7 846 167	57 111 517	6 103 228	43 877 194
126	KH Cambodia	255 777	608 255	945 096	3 975 860
127	BN Brunei Darussalam	86 600 001	414 797 538	63 066 659	348 026 269
128	LA Lao People's Democratic Republic	3 492	676 771	35 124	2 721 965
129	NP Nepal	13	1 364	256	27 823
130	BT Bhutan	35	35	1 160	1 160
131	VN Viet Nam	308 767 390	1 739 240 676	192 599 598	1 335 849 049
132	MV Maldives	13	26	182	876
133	IN India	444 091 967	2 578 205 277	386 577 462	2 366 370 972
134	PK Pakistan	6 994 231	106 448 378	6 831 197	127 077 438
135	BD Bangladesh	2 852 068	12 992 141	3 078 312	17 392 283
136	LK Sri Lanka	16 023 623	101 457 754	8 021 371	54 873 232
137	AF Afghanistan	0	2 451	0	45 103
138	ID Indonesia	3 538 526	22 447 879	16 880 638	78 739 017
141	IQ Iraq	0	27	0	2 241
142	IR Iran (islamic Republic Of)	112 610 395	763 844 842	77 462 588	635 004 818
143	SA Saudi Arabia	329 819 029	2 811 892 272	266 889 367	2 602 652 724
144	IL Israel	188 907	1 001 371	1 003 868	6 710 725
145	KW Kuwait	238 358 072	1 427 458 434	240 188 206	1 426 686 191
146	JO Jordan	47 211 291	620 931 818	11 311 132	193 931 540
147	YD P. Dem.rep. Of Yemen	0	762	0	1 540
148	LB Lebanon	47 262	306 995	94 095	817 446
149	PN Palestina	19 998	20 478	191 257	262 457
151	YE Yemen	469 055	1 596 527	234 018	1 085 779
152	OM Oman	13 496 779	74 016 016	12 508 813	111 214 988
153	SY Syria Arab Republic	22 000	178 773	254 341	1 516 076
154	TR Turkey	33 432 260	211 280 484	26 865 187	167 604 169
155	AE United Arab Emirates	173 722 036	935 294 996	211 093 456	936 463 338
156	QA Qatar	135 878 629	704 477 319	114 512 931	704 688 388
157	BH Bahrain	2 953 498	11 890 346	3 286 839	59 761 559
158	CY Cyprus	791 925	2 680 920	465 321	1 749 649
211	EG Egypt	145 642 253	684 463 061	23 803 477	111 503 963
212	LY Libyan Arab Jamahiriya	74 148 483	74 148 646	55 913 650	55 918 684
213	MA Morocco	3 320 669	53 340 611	3 410 605	91 607 929
214	TN Tunisia	2 765 914	5 836 896	6 030 650	11 682 820
215	DZ Algeria	906 453	221 283 273	224 447	197 848 656
216	SD Sudan	249	1 910 090	2 708	1 146 324
219	NA Namibia	0	3 137 392	0	1 840 199
221	ET Ethiopia	1 177 916	4 213 422	625 695	3 220 760
222	TZ Tanzania, United Republic Of	1 511 751	7 830 781	2 290 338	37 554 779
223	MG Madagascar	661 564	6 361 373	1 491 959	83 332 077
224	SO Somalia	4	129 546	70	594 826
225	KE Kenya	333 245	4 838 628	999 199	7 502 000
226	RE Reunion	1 081 422	5 121 201	270 907	1 103 214
227	MZ Mozambique	0	3 976 243	0	8 394 366
228	BW Botswana	13	99	52	1 588
229	GQ Equatorial Guinea	0	6	0	7 710
230	TG Togo	5 676 495	17 394 890	3 191 378	9 843 846
231	GH Ghana	799 733	5 228 907	1 787 482	8 820 738
232	LR Liberia	492 355	3 422 173	199 762	1 591 475
233	GN Guinea	125 891	588 363	50 169	579 175
234	AO Angola	137 411 510	471 240 120	108 071 211	388 362 512
235	CG Congo	218 970	1 148 992	89 778	819 735
236	CM Cameroon	142 674	4 472 953	137 129	9 003 727
237	NG Nigeria	257 659 101	1 553 293 450	190 516 587	1 411 666 182
238	SL Sierra Leone	238 470	3 935 586	90 609	1 742 322
239	GA Gabon	353 803	2 392 697	293 542	1 216 039
240	CI Cote D'ivoire	1 986 275	7 427 794	3 975 561	17 664 498
241	SN Senegal	1 028 595	5 508 754	433 675	2 344 679
242	MR Mauritania	545 050	5 213 335	237 772	2 321 698
243	ML Mali	1 230 265	4 529 316	2 764 557	10 379 504
244	BJ Benin	1 636 197	4 279 646	1 674 120	8 637 271
245	BF Burkina Faso	1 015 830	5 027 186	2 315 626	11 297 934



**I.4. IMPOR MENURUT NEGARA ASAL / IMPORT BY COUNTRY OF ORIGIN**  
**\*\*\* JUNI/JUNE 2012 \*\*\***

Country Code	Negara Asal Country of origin	Berat bersih / Net weight (Kg)		Nilai / Value C.I.F (U S \$)		
		Bulan ini	Kumulatif	Bulan ini	Kumulatif	
		Current month	Cum. Jan. to date	Current month	Cum. Jan. to date	
247	GM	Gambia	345 681	1 681 888	134 833	722 384
248	VI	U.s. Virgin Islands	0	101 165	0	485 808
249	SC	Seychelles	17 401	45 126	29 289	140 949
251	UG	Uganda	1 788 810	7 324 997	3 793 024	16 250 865
252	CF	Central African Republic	1 500 614	2 117 322	1 196 370	2 667 725
253	NE	Niger	612	99 942	1 145	988 006
254	TD	Chad	79 956	409 801	185 527	946 703
255	DJ	Djibouti	352 000	1 000 460	323 689	793 767
256	SH	Saint Helena	44	8 016	126 588	153 736
260	SZ	Swaziland	21 431	234 458	120 627	3 664 367
261	ZA	South Africa	74 403 652	352 492 457	63 806 545	352 838 275
262	ZW	Zimbabwe	150 377	6 742 584	999 151	23 944 232
263	ZM	Zambia	102 633	2 165 769	237 578	4 744 304
264	MW	Malawi	0	828 159	0	1 994 480
265	KM	Comoros	13	50 466	86	546 507
267	MU	Mauritius	545 938	5 120 670	442 567	3 096 516
268	RW	Rwanda	0	56	0	1 016
298	VG	Virgin Islands (british)	51 880	406 032	251 641	2 175 062
311	AU	Australia	923 148 403	4 232 371 153	468 279 354	2 452 807 927
312	NZ	New Zealand	50 999 679	268 900 985	66 187 773	356 861 072
318	FM	Micronesia, Federated States Of	0	1 693	0	5 283
319	GU	Guam	0	6	0	662
321	NR	Nauru	0	241	0	6 724
322	NC	New Caledonia	0	937	0	10 226
325	VC	Saint Vincent And The Grenadines	0	261 030	0	116 281
328	IO	British Indian Ocean Territory	2	20 006	630	41 512
331	AS	American Samoa	74 292	1 027 470	493 622	21 176 064
332	CK	Cook Islands	1 408	1 408	21 578	21 578
333	FJ	Fiji	100	826 965	25 723	536 954
335	MH	Marshall Islands	0	5 208 001	0	4 700 010
336	WS	Samoa	19	30 874	250	164 856
337	SB	Solomon Islands	60 000	5 405 327	127 311	1 721 330
338	TO	Tonga	0	2	0	34
339	TV	Tuvalu	0	194	0	602 637
340	CX	Christmas Islands	13 000 003	13 000 005	1 950 232	1 950 291
341	UM	United States Minor Outlying Island	0	45	0	723
342	CC	Cocos (keeling) Islands	0	61	0	4 946
343	TK	Tokelau	11	339	425	12 467
391	TL	East Timor	21 645	179 192	71 044	315 330
411	US	United States	544 945 835	2 827 006 256	1 066 636 247	5 813 281 568
412	CA	Canada	403 508 448	1 565 904 067	223 704 236	939 350 099
421	MX	Mexico	9 550 429	38 951 178	35 987 582	239 980 901
422	GT	Guatemala	2 569	234 445	20 188	832 244
423	HN	Honduras	66	2 115 555	3 656	981 132
424	NI	Nicaragua	73	65 039	1 419	1 255 663
425	PA	Panama	11 322 130	31 475 160	9 854 147	110 848 722
426	CU	Cuba	319	296 764	92 573	925 866
428	SR	Suriname	694 186	3 324 635	285 464	1 377 159
431	CL	Chile	159 715 293	216 553 136	47 795 837	140 119 534
432	VE	Venezuela	1 003	54 756	45 208	275 625
433	AR	Argentina	429 025 487	1 341 729 082	224 704 227	661 803 992
434	BR	Brazil	67 969 430	1 107 059 078	106 377 720	745 245 111
435	CO	Colombia	1 000 061	4 278 339	1 788 260	6 948 395
436	BO	Bolivia	21 864	145 586	30 341	669 418
437	UY	Uruguay	2 234 761	10 223 754	1 331 139	7 584 078
438	PY	Paraguay	8 238 213	8 276 312	4 299 641	4 385 802
441	EC	Ecuador	148 441	973 505	246 224	3 229 778
442	PE	Peru	1 626 810	46 118 790	2 766 440	39 554 816
443	GY	Guyana	102 545	1 767 683	44 710	823 858
444	TT	Trinidad And Tobago	395 419	3 605 758	173 145	1 515 634
445	BS	Bahamas	19 998	189 087	9 565	99 893
446	JM	Jamaica	821 717	1 198 800	400 656	698 764
447	PR	Puerto Rico	622 659	2 633 467	1 702 104	5 935 550
448	BZ	Belize	17	334 647	135	865 641
449	DO	Dominican Republic	1 103 862	3 919 733	546 313	2 413 561
450	SV	El Salvador	128 873	1 348 792	284 916	1 155 249
451	CR	Costa Rica	212 836	660 725	336 975	3 006 730
452	HT	Haiti	2 666 440	5 781 589	1 189 224	2 604 622
453	BB	Barbados	632 745	1 576 289	279 605	695 990
454	AG	Antigua And Barbuda	0	5 193 319	0	1 075 231
456	AW	Aruba	0	48 983 229	0	5 792 267
457	BM	Bermuda	16 970 387	19 862 425	19 016 729	21 417 048
458	CV	Cape Verde	0	251	0	2 451
459	KY	Cayman Islands	794	886	21 000	40 206
460	DM	Dominica	0	4	0	296
461	FK	Falkland Islands (malvinas)	0	104	0	3 407

**I.4. IMPOR MENURUT NEGARA ASAL / IMPORT BY COUNTRY OF ORIGIN**  
**\*\*\* JUNI/JUNE 2012 \*\*\***

Country Code	Negara Asal Country of origin	Berat bersih / Net weight (Kg)		Nilai / Value C.I.F (U S \$)	
		Bulan ini Current month	Kumulatif Cum. Jan. to date	Bulan ini Current month	Kumulatif Cum. Jan. to date
463	PF French Polynesia	0	26 920	0	71 209
464	GL Greenland	19 800	518 915	61 935	2 249 362
465	GD Grenada	0	3	0	900
466	MQ Martinique	0	1 695	0	13 162
467	AN Netherlands Antilles	669	81 854	6 129	645 558
468	NF Norfolk Islands	0	52 800	0	303 444
469	LC Saint Lucia	15 760	172 920	26 004	98 298
471	TC Turks And Caicos Islands	0	80	0	1 446
472	GP Guadeloupe	0	50 260	0	10 924
473	KN Saint Kitts And Nevis	0	8	0	2 174
511	GB United Kingdom	55 301 973	377 650 302	161 614 856	701 782 729
512	NL Netherlands	40 688 254	170 342 185	104 513 316	464 952 996
513	FR France	35 154 427	243 910 870	130 323 747	845 378 748
514	DE Germany, Fed. Rep. Of	47 198 857	410 791 823	288 815 239	1 850 205 649
515	AT Austria	2 183 399	22 780 939	27 378 075	166 370 755
516	BE Belgium	29 393 665	158 034 138	65 737 559	324 500 908
517	CH Switzerland	4 309 145	20 955 036	61 422 555	269 635 188
518	LU Luxembourg	70 139	1 777 440	877 892	2 991 789
520	MC Monaco	519	15 905	18 409	276 887
521	DK Denmark	1 503 689	27 309 699	12 351 942	75 618 464
522	NO Norway	15 258 043	121 068 013	28 465 182	133 901 668
523	SE Sweden	16 723 377	114 628 318	193 406 703	739 299 153
524	FI Finland	5 372 644	29 678 471	21 005 276	122 343 792
525	IE Ireland	3 307 264	15 673 151	6 825 214	54 053 857
526	IT Italy	47 447 507	202 546 589	123 431 238	675 892 945
527	ES Spain	7 652 606	60 901 677	32 825 349	210 221 578
528	PT Portugal	345 781	3 411 672	2 107 053	14 392 089
529	IS Iceland	16 181	1 020 142	27 393	792 868
531	GR Greece	13 892 179	95 016 438	8 502 739	86 495 769
532	VA Vatican City State (holy See)	0	5	0	100
533	AD Andorra	0	48	0	197
534	LI Liechtenstein	1 239	5 740	40 989	103 687
540	CD Democratic Republic Of The Congo	195 363	1 274 621	491 245	2 841 238
542	HU Hungary	224 265	2 355 894	21 404 713	90 697 584
543	PL Poland	3 374 541	19 886 207	8 701 212	58 080 210
544	RO Romania	196 458	1 764 687	1 502 089	51 395 062
545	BG Bulgaria	2 233 567	10 573 758	1 321 035	17 274 401
547	YU Yugoslavia	65	644	172	9 133
548	AL Albania	42	125 547	2 051	210 116
549	AM Armenia	0	1 851	0	25 784
550	AZ Azerbaijan	133 173 429	664 960 224	109 701 374	596 919 676
551	BY Belarus	2 605 717	76 512 543	2 479 025	49 292 105
552	KZ Kazakhstan	15 291 101	20 754 387	11 470 318	23 156 768
553	KG Kyrgyzstan	3 562	86 974	39 625	820 463
554	MD Moldova, Republic Of	757	5 282	19 214	176 305
555	TJ Tajikistan	0	3 628 492	0	7 624 315
556	TM Turkmenistan	50	195 987	2 096	420 049
557	UA Ukraine	92 585 084	772 333 165	59 132 262	423 655 410
558	UZ Uzbekistan	0	396	0	18 966
559	LT Lithuania	11 330 686	41 680 892	6 035 763	15 351 779
560	LV Latvia	538 257	1 480 355	344 464	4 343 874
561	EE Estonia	1 483 849	3 323 769	874 445	87 421 223
562	GE Georgia	848 649	3 495 062	532 088	4 471 829
563	HR Croatia	136 797	763 285	163 872	2 675 437
564	BA Bosnia And Herzegovina	205 960	206 995	128 058	166 156
565	MT Malta	13 076	277 566	29 750	846 726
566	SK Slovakia	238 812	865 430	854 947	4 295 364
567	SI Slovenia	116 440	968 130	783 716	7 915 182
568	CZ Czech Republic	3 159 025	13 055 608	7 672 234	39 826 926
569	GS South Georgia And The South Sa	2 000	2 007	4 760	4 974
570	MK Rep. Of Macedonia	11	58 368	2 164	548 065
571	FO Faeroe Islands	1	1	17	17
572	RU Russia Federation	311 071 003	1 937 540 586	208 214 529	1 289 152 582
<b>TOTAL IMPORT</b>		<b>12 279 593 528</b>	<b>67 683 379 783</b>	<b>16 727 521 763</b>	<b>96 449 199 171</b>

**I.5. IMPOR MENURUT PROPINSI DAN PELABUHAN BONGKAR**  
**IMPORT BY PROVINCE AND PORT OF IMPORTATION**  
**\*\*\* JUNI/JUNE 2012 \*\*\***

Kode Pelabuhan Bongkar Port of Importation	Berat bersih / Net weight (Kg)		Nilai / Value C.I.F (U S \$)	
	Bulan ini Current month	Kumulatif Cum. Jan. to date	Bulan ini Current month	Kumulatif Cum. Jan. to date
<b>ACEH</b>	<b>9 169 718</b>	<b>17 370 176</b>	<b>37 543 930</b>	<b>44 125 770</b>
101 IDSBG Aceh - Sabang	0	37 104	0	39 355
104 IDLSW Lhok Seumawe	0	4 600 000	0	2 668 000
108 IDMEQ Meulaboh	8 288 539	11 353 271	36 546 097	39 730 911
110 IDSIN Sinabang	380 000	402 400	218 500	234 317
118 IDKLS Kuala Langsa	501 179	977 401	779 333	1 453 187
<b>SUMATERA UTARA</b>	<b>785 759 698</b>	<b>3 370 232 404</b>	<b>577 534 626</b>	<b>2 551 286 917</b>
143 IDTPR Tanjung Pura	0	25 090	0	219 687
144 IDBLW Belawan	640 843 334	2 990 327 382	509 185 029	2 373 547 946
145 IDTJB Tanjung Balai Asahan	3 557 031	22 799 476	2 226 598	13 357 266
166 IDMES Medan / Polonia (u)	168 957	614 600	4 308 113	14 454 572
167 IDMDN Medan (ptt)	75	3 183	425	19 508
169 IDKPN Kotapinang, Baru	0	123 779	0	976 306
170 IDKTJ Kuala Tanjung	141 190 301	356 338 894	61 814 461	148 711 632
<b>SUMATERA BARAT</b>	<b>132 166 730</b>	<b>856 878 009</b>	<b>105 636 912</b>	<b>659 431 001</b>
191 IDTBY Padang/tl.bayur	132 166 135	856 876 098	105 380 294	658 371 083
192 IDPDG Padang / Tabing (u)	595	1 911	256 618	1 059 918
<b>RIAU</b>	<b>325 292 679</b>	<b>1 635 755 930</b>	<b>277 342 913</b>	<b>1 103 348 170</b>
225 IDDUM Dumai	187 659 004	965 305 389	172 959 264	588 899 753
228 IDBLS Bengkalis	257 931	2 406 303	118 741	1 209 396
230 IDSPA Selat Panjang	108 109	260 913	188 266	326 501
231 IDSSI Siak Sri Indrapura	141 500	323 274	114 295	274 839
233 IDPEK Pekanbaru (rumbai)	1 563 390	10 465 595	4 274 836	24 413 043
235 IDSUQ Sungai Guntung	7 552 150	32 750 229	10 757 897	44 490 278
242 IDTEM Tembilahan	611 552	6 434 765	5 287 669	34 729 840
244 IDRGA Rengat	343 046	343 046	722 145	722 145
261 IDPKU Simpang Tiga (u)	402	6 691	67 902	14 216 107
264 ID264 Bagan Siapi-api(u)	2	2	58	58
273 IDPAK Pekanbaru	7 084 802	57 077 353	8 404 834	40 765 860
277 IDBUN Buatan	58 690 572	231 966 803	24 406 400	119 897 550
278 IDPWG Perawang, Sumatra	61 280 219	328 415 567	50 040 606	233 402 800
<b>JAMBI</b>	<b>20 266 232</b>	<b>50 882 780</b>	<b>9 241 811</b>	<b>52 167 595</b>
291 IDKTK Kuala Tungkal	17 365 232	41 234 082	5 243 415	41 689 153
292 IDMSA Muara Sabak	2 079 301	6 088 417	1 461 749	4 045 744
293 IDDJM Jambi	821 699	3 560 281	2 536 647	6 432 698
<b>SUMATERA SELATAN</b>	<b>39 345 623</b>	<b>222 995 858</b>	<b>36 110 549</b>	<b>221 232 109</b>
334 IDPLM Sm.badaruddin (u)	65	1 745	8 145	234 945
340 IDMRI Musi River/boom Baru	39 345 558	222 994 113	36 102 404	220 997 164
<b>BENGGKULU</b>	<b>1 072 108</b>	<b>30 644 182</b>	<b>719 522</b>	<b>30 707 946</b>
361 IDBKU Bengkulu	1 072 108	30 644 182	719 522	30 707 946
<b>LAMPUNG</b>	<b>364 196 589</b>	<b>2 011 306 593</b>	<b>302 991 185</b>	<b>1 831 299 907</b>
364 IDKTA Kota Agung	202 880 516	1 063 192 202	176 069 268	1 054 567 390
395 IDPJG Panjang	161 316 073	948 114 391	126 921 917	776 732 517
<b>BANGKA BELITUNG</b>	<b>7 538 110</b>	<b>42 391 208</b>	<b>5 793 098</b>	<b>38 700 220</b>
323 IDPGX Pangkal Balam	6 799 780	39 493 393	4 170 458	34 775 426
328 IDTPD Tanjung Pandan	738 330	1 901 532	1 622 640	3 281 445
339 IDBLJ Belinju	0	996 283	0	643 349
<b>KEPULAUAN RIAU</b>	<b>516 976 772</b>	<b>3 491 072 043</b>	<b>1 116 620 396</b>	<b>6 755 489 366</b>
248 IDTBK Tg Balai Karimun	15 134 495	230 362 421	75 405 819	212 242 313
249 IDPSS Pulau Sambu	0	90 103 248	0	105 629 248
250 IDTAN Tanjung Uban	137 678 731	1 124 907 056	139 900 551	1 395 894 088
251 IDTPN Tanjung Pinang	2 403 581	8 600 717	1 137 658	7 079 320
252 IDTER Terempa	932 541	1 269 478	5 286 957	22 830 730
254 IDTBT Tanjung Batu, Riau	178 000	178 000	631 900	631 900
257 IDBPD Belakang Padang	6 990 047	6 994 839	19 034 586	19 177 413
258 IDBTU Batu Ampar	194 381 614	1 069 900 088	522 018 792	2 759 392 652
260 IDDAS Singkep - Dabo	0	184 500	0	297 201
262 IDTNJ Kijang (u)	295	15 680	578	70 009
265 IDSKP Sekupang	44 715 725	217 829 336	269 900 932	1 540 549 481
267 IDKAB Kabil/panau	114 451 190	740 090 759	37 898 408	376 975 405
271 IDBTH Hang Nadim (u)	110 553	635 921	45 404 215	314 719 606
<b>DKI JAKARTA</b>	<b>3 345 406 230</b>	<b>18 470 061 022</b>	<b>8 740 665 309</b>	<b>49 175 760 641</b>
431 IDTPP Tanjung Priok	3 316 112 150	18 262 417 101	7 231 792 312	41 127 328 123
432 IDKLB Kalibaru	17 099 216	137 373 951	8 230 657	97 401 762
433 IDJKT Jakarta / Pasar Ikan	1 421 896	5 050 477	4 492 843	18 689 980

**I.5. IMPOR MENURUT PROPINSI DAN PELABUHAN BONGKAR**  
**IMPORT BY PROVINCE AND PORT OF IMPORTATION**  
**\*\*\* JUNI/JUNE 2012 \*\*\***

Kode Pelabuhan Bongkar Port of Importation	Berat bersih / Net weight (Kg)		Nilai / Value C.I.F (U S \$)	
	Bulan ini Current month	Kumulatif Cum. Jan. to date	Bulan ini Current month	Kumulatif Cum. Jan. to date
434 IDCGK Sukarno Hatta (u)	10 606 601	64 661 057	1 437 301 451	7 774 568 001
436 IDHLP Hlm. Perdana Kusuma	166 367	558 436	58 848 046	157 772 775
<b>JAWA BARAT</b>	<b>236 392 387</b>	<b>1 510 453 809</b>	<b>254 138 305</b>	<b>1 601 006 375</b>
463 IDCBN Cirebon/pengguna	0	56 704 850	0	11 008 155
466 IDBDO Husein Sastranegara	89 983	377 317	1 053 715	7 129 108
467 IDBLG Balongan	61 011 764	991 586 805	73 968 739	1 074 921 030
468 IDBND Bandung(ppt/gd Bage)	0	5 210	0	63 634
471 IDTLN Tanjung Leneng	175 290 640	461 779 627	179 115 851	507 884 448
<b>JAWA TENGAH</b>	<b>1 145 768 871</b>	<b>7 034 250 987</b>	<b>1 110 519 123</b>	<b>7 236 237 415</b>
491 IDTEG Tegal	392	392	41 194	41 194
494 IDTES Tanjung Emas	338 684 949	1 920 493 952	472 306 266	2 676 122 678
495 IDCXP Cilacap	804 652 425	5 085 925 773	635 386 279	4 531 115 037
496 IDSRG Achmad Yani (u)	30 463	111 015	352 962	1 540 181
497 IDSMR Semarang (ppt)	2 399 490	27 701 795	2 392 572	22 123 046
498 IDSOC Jebres/adi Sumarmo	1 152	18 060	39 850	5 295 279
<b>D I YOGYAKARTA</b>	<b>1 509</b>	<b>145 255</b>	<b>95 628</b>	<b>576 062</b>
531 IDJOG Adi Sucipto (u)	1 509	11 211	95 628	567 737
532 IDJOK Yogyakarta (ppt)	0	134 044	0	8 325
<b>JAWA TIMUR</b>	<b>3 097 894 899</b>	<b>14 200 374 361</b>	<b>2 199 832 451</b>	<b>12 006 772 963</b>
561 IDTUB Tuban	556 221 602	2 599 505 642	574 222 002	2 621 498 538
562 IDGRE Gresik	389 120 666	2 410 484 538	138 100 679	1 116 283 965
563 IDTPE Tanjung Perak	1 683 448 123	8 585 243 748	1 391 089 838	7 850 931 877
566 IDPRN Panarukan	0	18 194 659	0	21 952 991
567 IDBJU Banyuwangi	46 356 256	156 884 621	43 145 903	130 941 481
576 IDKLG Kalianget	421 260 148	421 323 157	7 521 396	12 349 120
587 IDSUB Surabaya /juanda (u)	933 658	4 737 320	44 266 684	241 106 707
588 IDSUR Surabaya (ppt)	554 446	4 000 676	1 485 949	11 708 284
<b>BANTEN</b>	<b>1 152 693 113</b>	<b>7 814 763 478</b>	<b>762 315 631</b>	<b>5 197 614 176</b>
461 IDMRK Merak	480 074 037	3 901 931 063	468 429 550	3 413 035 899
473 IDCGD Cigading	672 619 076	3 912 832 415	293 886 081	1 784 578 277
<b>B A L I</b>	<b>558 408</b>	<b>19 856 136</b>	<b>10 224 628</b>	<b>89 127 011</b>
613 IDBOA Benoa/Ioloan	193 552	17 313 614	446 765	21 629 879
620 IDDPS Ngurah Rai (u)	364 856	2 542 522	9 777 863	67 497 132
<b>NUSA TENGGARA BARAT</b>	<b>9 321 978</b>	<b>56 477 930</b>	<b>22 309 960</b>	<b>148 275 929</b>
655 IDBMU Bima	7 801 465	36 200 586	21 230 396	133 888 426
660 IDLEM Lembar	0	1 446 592	0	3 856 041
663 IDBDS Badas Sumbawa	1 520 513	17 408 466	1 079 564	9 621 982
665 IDLKS Lombok	0	1 422 286	0	909 480
<b>NUSA TENGGARA TIMUR</b>	<b>1 055 147</b>	<b>97 368 606</b>	<b>2 064 398</b>	<b>65 694 719</b>
681 IDKOE Kupang / El-tari (u)	0	117 953	0	14 453 486
685 IDWGP Waingapu	0	92 581 933	0	37 221 656
686 IDATA Atapupu	0	70 006	0	9 991
693 IDTEN Tenau	1 055 147	3 098 754	2 064 398	12 869 317
695 IDKDD Kedindi/reo	0	1 499 960	0	1 140 269
<b>KALIMATAN BARAT</b>	<b>38 048 591</b>	<b>184 509 592</b>	<b>41 188 830</b>	<b>225 981 294</b>
714 IDPON Pontianak	38 048 591	154 309 464	41 188 830	188 464 160
715 IDKTG Ketapang K. Barat	0	274 017	0	3 101 446
721 IDKDW Kendawangan	0	19 567 926	0	20 541 073
722 IDPNK Supadio (u)	0	2 397	0	234 156
723 IDTKA Telok Air	0	7 357 778	0	8 021 479
724 IDSTT Sintete	0	1 827 348	0	4 856 976
726 IDENT Entikong	0	1 170 662	0	762 004
<b>KALIMANTAN TENGAH</b>	<b>3 266 060</b>	<b>20 489 224</b>	<b>12 211 238</b>	<b>66 057 164</b>
744 IDKUM Kumai	1 460 970	5 657 055	4 656 352	8 269 851
746 IDSMQ Sampit	0	8 774 104	0	26 260 497
750 IDPPS Pulang Pisau	1 805 090	6 058 065	7 554 886	31 526 816
<b>KALIMANTAN SELATAN</b>	<b>196 217 753</b>	<b>1 537 090 916</b>	<b>276 870 323</b>	<b>1 806 684 217</b>
771 IDBAN Banjarmasin	32 246 225	184 641 643	94 533 244	468 089 103
773 IDKTB Kotabaru	163 971 528	1 352 447 007	182 337 079	1 338 510 272
775 IDBLC Batu Licin	0	2 266	0	84 842
<b>KALIMANTAN TIMUR</b>	<b>529 961 623</b>	<b>3 414 520 280</b>	<b>578 975 722</b>	<b>3 991 923 950</b>
803 IDBPP Balikpapan	389 100 810	2 675 701 985	460 412 292	3 068 481 273
805 IDSRD Samarinda	11 446 308	192 794 535	7 287 781	283 565 642

**I.5. IMPOR MENURUT PROPINSI DAN PELABUHAN BONGKAR**  
**IMPORT BY PROVINCE AND PORT OF IMPORTATION**  
**\*\*\* JUNI/JUNE 2012 \*\*\***

Kode	Pelabuhan Bongkar Port of Importation	Berat bersih / Net weight (Kg)		Nilai / Value C.I.F (U S \$)	
		Bulan ini Current month	Kumulatif Cum. Jan. to date	Bulan ini Current month	Kumulatif Cum. Jan. to date
806	IDTRD Tanjung Redep	11 300 000	24 284 922	79 758	1 163 125
807	IDTJS Tanjung Selor	10 400 000	88 450 000	64 102	624 143
808	IDLIN Lingkas Tarakan	8 000 000	67 343 086	62 587	24 736 909
809	IDNNX Nunukan	11 017 129	55 520 620	185 620	3 422 145
812	IDBYO Bunyu	5 190 640	7 790 640	35 752	52 044
813	IDTSG Tanjung Sangata	75 499 781	293 029 671	71 569 020	470 074 924
814	IDBPN Sepinggang (u)	348 046	1 919 993	18 672 328	119 028 015
815	IDTRK Tarakan (u)	0	25 919	0	169 248
996	IDBEJ Berau	7 658 909	7 658 909	20 606 482	20 606 482
	<b>SULAWESI UTARA</b>	<b>11 526 682</b>	<b>59 145 862</b>	<b>11 694 705</b>	<b>67 480 340</b>
835	IDBIT Bitung	11 526 682	59 145 862	11 694 705	67 480 340
	<b>SULAWESI SELATAN</b>	<b>215 517 164</b>	<b>987 034 962</b>	<b>77 710 429</b>	<b>590 330 159</b>
892	IDPAP Pare-pare	82 261 011	86 410 206	6 784 763	10 284 215
893	IDUJU Ujungpandang	132 904 030	807 862 544	35 887 292	442 559 213
897	IDMLI Malili, Sulawesi	352 123	92 754 407	35 038 374	137 419 124
904	IDUPG Hasanuddin (u)	0	7 805	0	67 607
	<b>SULAWESI TENGGARA</b>	<b>7 582 100</b>	<b>135 698 653</b>	<b>8 552 064</b>	<b>166 061 665</b>
921	IDBUW Bau-bau	7 582 100	115 742 206	8 552 064	129 380 778
922	IDKDR Kendari	0	1 294 186	0	4 754 619
923	IDKOL Kolaka	0	11 806	0	36 227
925	IDPUM Pomalaa	0	18 650 455	0	31 890 041
	<b>GORONTALO</b>	<b>1 479 840</b>	<b>4 003 443</b>	<b>6 128 280</b>	<b>12 827 285</b>
841	IDGOR Gorontalo	1 479 840	4 003 443	6 128 280	12 827 285
	<b>MALUKU</b>	<b>37 899 245</b>	<b>191 541 791</b>	<b>42 744 361</b>	<b>204 264 566</b>
946	IDAMB Ambon	37 889 992	189 017 074	42 707 920	202 537 258
949	IDLUV Tual	9 253	2 524 657	36 441	1 726 215
952	IDABN Ambon (ppt)	0	60	0	1 093
	<b>MALUKU UTARA</b>	<b>999 922</b>	<b>5 103 380</b>	<b>734 442</b>	<b>9 148 702</b>
941	IDTOB Tobelo	999 922	999 922	734 442	734 442
942	IDTTE Ternate	0	4 103 458	0	8 414 260
	<b>PAPUA BARAT</b>	<b>0</b>	<b>7 430 233</b>	<b>0</b>	<b>4 233 619</b>
971	IDSOR Sorong	0	7 427 432	0	4 221 025
977	IDKNG Kaimana	0	2 801	0	12 594
	<b>PAPUA</b>	<b>46 217 747</b>	<b>203 530 680</b>	<b>99 010 994</b>	<b>495 351 918</b>
979	IDMKQ Merauke	0	1 588 018	0	2 281 891
980	IDTIM Amamapare	46 217 747	201 937 532	99 010 994	492 981 582
983	IDDJJ Jayapura / Sentani	0	480	0	71 200
989	IDKMM Kimam, Irian Jaya	0	4 650	0	17 245
	<b>TOTAL IMPORT</b>	<b>12 279 593 528</b>	<b>67 683 379 783</b>	<b>16 727 521 763</b>	<b>96 449 199 171</b>

**I.6 IMPOR KOMODITI MENURUT NEGARA ASAL / IMPORT BY COUNTRY OF ORIGIN  
DAN LIMA GOLONGAN BARANG (SITC) UTAMA / AND FIVE MAJOR SITC COMMODITY GROUP  
\*\* JUNI / JUNE 2012 \*\***

Negara Asal/SITC/Uraian Golongan Barang <i>Country of Origin/SITC/group Description</i>	Berat Bersih / <i>Net Weight (Kg)</i>		Nilai CIF / <i>CIF Value (US\$)</i>	
	Bulan ini <i>Current month</i>	Kumulatif <i>Cum. Jan to date</i>	Bulan ini <i>Current month</i>	Kumulatif <i>Cum. Jan to date</i>
<b>JAPAN</b>				
782 Motor Vehicle For The Transportation Of Goods	22 840 063	119 400 875	267 448 302	1 436 125 527
723 Civil Engineering And Contractor Plants And Equipments/parts	15 759 523	116 722 170	135 641 495	871 527 785
784 Parts And Accessories Of The Motor Vehicles	7 611 555	41 725 242	115 004 300	595 702 865
713 Internal Combustion Piston Engines And Parts	7 174 389	35 119 945	103 979 741	538 361 065
673 Flat Rolled Products, Not Clad	86 692 050	552 869 368	81 362 748	535 352 097
LAINNYA	242 539 318	1 297 347 913	1 475 780 529	7 880 352 960
<b>SUB TOTAL</b>	<b>382 616 898</b>	<b>2 163 185 513</b>	<b>2 179 217 115</b>	<b>11 857 422 299</b>
<b>HONG KONG</b>				
655 Knitted Or Crocheted Fabrics	2 254 566	13 579 413	18 922 670	113 681 797
764 Telecommunication Equipments And Parts	549 423	3 098 070	15 362 264	96 711 445
652 Cotton Fabrics, Woven	1 391 374	8 631 436	12 453 109	82 554 705
772 Electrical Apparatus For Making And Breaking Electrical Circuits	242 216	1 430 960	9 413 801	48 860 518
776 Thermionic, Cold Cathode, And Photo Cathode Valves/tubes	97 809	456 606	10 594 413	43 185 182
LAINNYA	13 037 077	78 408 653	94 980 885	572 219 743
<b>SUB TOTAL</b>	<b>17 572 465</b>	<b>105 605 138</b>	<b>161 727 142</b>	<b>957 213 390</b>
<b>KOREA, DEM. PEOPLE'S REP.</b>				
511 Hydrocarbon And Their Halogenated, Nitrated Derivatives	2 080 074	16 931 465	2 766 498	20 687 727
335 Residual Petroleum Products, And Related Materials	0	3 695 600	0	4 546 767
334 Petroleum Products, Refined	0	2 438 698	0	2 852 405
516 Other Organic Chemicals	400 882	400 882	736 953	736 953
641 Papers And Paperboards	439 792	769 809	392 809	685 676
LAINNYA	78 853	348 799	101 168	750 282
<b>SUB TOTAL</b>	<b>2 999 601</b>	<b>24 585 253</b>	<b>3 997 428</b>	<b>30 259 810</b>
<b>KOREA, REPUBLIC OF</b>				
334 Petroleum Products, Refined	363 554 261	1 398 046 442	397 040 210	1 424 020 497
673 Flat Rolled Products, Not Clad	74 049 354	582 075 133	55 628 486	419 936 702
333 Petroleum Oil, Crude	94 085 580	473 220 474	76 669 620	406 738 316
655 Knitted Or Crocheted Fabrics	3 622 735	25 988 977	34 055 157	246 492 542
232 Synthetic Rubber Latex, Synthetic/reclaimed Rubber	12 184 884	63 261 341	40 358 747	203 885 296
LAINNYA	262 951 207	1 498 229 680	536 837 621	3 341 489 035
<b>SUB TOTAL</b>	<b>810 448 021</b>	<b>4 040 822 047</b>	<b>1 140 589 841</b>	<b>6 042 562 388</b>
<b>TAIWAN</b>				
334 Petroleum Products, Refined	2 021 913	262 946 574	2 709 934	277 512 610
673 Flat Rolled Products, Not Clad	55 755 740	224 339 154	42 883 030	173 608 726
764 Telecommunication Equipments And Parts	717 520	3 366 786	40 165 074	156 107 161
655 Knitted Or Crocheted Fabrics	1 876 542	9 823 221	16 085 600	93 549 018
653 Fabrics, Woven, Of Man-made Fibres	1 001 001	7 831 691	10 424 929	90 809 306
LAINNYA	163 619 577	731 381 396	280 166 907	1 587 177 513
<b>SUB TOTAL</b>	<b>224 992 293</b>	<b>1 239 688 822</b>	<b>392 435 474</b>	<b>2 378 764 334</b>
<b>CHINA</b>				
764 Telecommunication Equipments And Parts	9 347 500	49 989 936	252 520 997	1 555 334 182
752 Automatic Data Processing Machines And Their Units	3 275 607	17 257 123	188 681 522	940 717 700
778 Electrical Machinery And Apparatus	9 409 320	55 730 858	70 113 653	380 434 331
562 Fertilizers, Manufactured	100 895 031	755 505 352	40 658 182	346 614 880
676 Iron/steel Bars, Rods, Angels, Shaped And Sections	85 004 257	408 083 464	62 696 912	301 497 969
LAINNYA	1 024 161 986	5 692 413 973	2 009 896 480	11 114 444 169
<b>SUB TOTAL</b>	<b>1 232 093 701</b>	<b>6 978 980 706</b>	<b>2 624 567 746</b>	<b>14 639 043 231</b>
<b>MONGOLIA</b>				
655 Knitted Or Crocheted Fabrics	0	2 878	0	31 927
752 Automatic Data Processing Machines And Their Units	14	14	604	604
694 Nails, Screws, Nuts, Bolts, Rivets Of Iron/steel Or Copper	1	1	275	275
269 Old Clothing And Other Old Textile Articles; Rags	0	34	0	101
759 Parts And Accessories For Machine Of Heading 751 Or 752	0	15	0	100
LAINNYA	0	0	0	0
<b>SUB TOTAL</b>	<b>15</b>	<b>2 942</b>	<b>879</b>	<b>33 007</b>

**I.6 IMPOR KOMODITI MENURUT NEGARA ASAL / IMPORT BY COUNTRY OF ORIGIN  
DAN LIMA GOLONGAN BARANG (SITC) UTAMA / AND FIVE MAJOR SITC COMMODITY GROUP  
\*\* JUNI / JUNE 2012 \*\***

Negara Asal/SITC/Uraian Golongan Barang <i>Country of Origin/SITC/group Description</i>	Berat Bersih / <i>Net Weight (Kg)</i>		Nilai CIF / <i>CIF Value (US\$)</i>	
	Bulan ini <i>Current month</i>	Kumulatif <i>Cum. Jan to date</i>	Bulan ini <i>Current month</i>	Kumulatif <i>Cum. Jan to date</i>
<b>MACAU</b>				
851 Footwears	5 068	43 982	55 210	530 530
652 Cotton Fabrics, Woven	0	46 511	0	498 116
611 Leathers	962	5 975	20 934	117 479
655 Knitted Or Crocheted Fabrics	2 094	14 373	16 409	110 903
737 Metalworking Machinery And Parts	0	637	0	25 040
LAINNYA	1 153	9 305	9 521	102 639
<b>SUB TOTAL</b>	<b>9 277</b>	<b>120 783</b>	<b>102 074</b>	<b>1 384 707</b>
<b>PAPUA NEW GUINEA</b>				
034 Fish, Fresh, Chilled Or Frozen	2 660 000	2 660 000	5 938 750	5 938 750
292 Crude Vegetable Materials	166 491	721 726	412 683	3 300 439
072 Cocoa	330 000	1 215 000	799 087	2 833 701
282 Waste And Scrap Metal Of Iron/steel	0	4 424 646	0	1 857 616
247 Wood In The Rough Or Roughly Squared	0	3 474 670	0	977 252
LAINNYA	30 661	2 565 952	483 992	1 834 429
<b>SUB TOTAL</b>	<b>3 187 152</b>	<b>15 061 994</b>	<b>7 634 512</b>	<b>16 742 187</b>
<b>THAILAND</b>				
061 Sugar, Molasses, And Honey	197 578 596	1 106 469 881	116 169 687	672 166 777
781 Passenger Motor Cars	12 301 800	56 257 009	142 928 989	664 782 708
784 Parts And Accessories Of The Motor Vehicles	10 072 102	53 412 347	91 909 913	489 398 536
713 Internal Combustion Piston Engines And Parts	3 392 752	19 835 188	51 015 854	281 583 460
723 Civil Engineering And Contractor Plants And Equipments/parts	10 945 340	57 544 953	38 383 717	259 083 608
LAINNYA	493 588 000	3 300 023 625	595 791 649	3 446 596 440
<b>SUB TOTAL</b>	<b>727 878 590</b>	<b>4 593 543 003</b>	<b>1 036 199 809</b>	<b>5 813 611 529</b>
<b>SINGAPORE</b>				
334 Petroleum Products, Refined	1 080 619 891	7 103 404 778	1 168 717 110	7 791 857 973
776 Thermionic, Cold Cathode, And Photo Cathode Valves/tubes	696 434	3 665 269	66 553 640	386 613 630
772 Electrical Apparatus For Making And Breaking Electrical Circuits	1 421 304	7 343 404	33 257 752	292 850 396
511 Hydrocarbon And Their Halogenated, Nitrated Derivatives	32 407 980	197 126 162	43 519 020	270 521 371
793 Ships, Boats, And Floating Structures	24 684 840	268 072 637	53 757 681	270 164 642
LAINNYA	693 850 780	2 173 482 273	766 386 153	4 360 979 029
<b>SUB TOTAL</b>	<b>1 833 681 229</b>	<b>9 753 094 523</b>	<b>2 132 191 356</b>	<b>13 372 987 041</b>
<b>PHILIPPINES</b>				
793 Ships, Boats, And Floating Structures	82 000	5 404 000	20 000	66 353 337
784 Parts And Accessories Of The Motor Vehicles	576 075	2 967 350	6 662 755	34 367 262
776 Thermionic, Cold Cathode, And Photo Cathode Valves/tubes	35 524	121 286	5 917 052	31 483 791
022 Milk,cream, And Milk Products Other Than Butter Or Cheese	557 106	2 926 864	3 801 090	19 295 257
593 Explosive And Pyrotechnic Products	71 687	660 525	2 172 817	16 291 251
LAINNYA	10 248 051	79 612 814	38 880 048	243 088 979
<b>SUB TOTAL</b>	<b>11 570 443</b>	<b>91 692 839</b>	<b>57 453 762</b>	<b>410 879 877</b>
<b>MALAYSIA</b>				
334 Petroleum Products, Refined	279 497 621	2 076 952 018	298 527 408	2 063 041 343
333 Petroleum Oil, Crude	0	265 637 781	0	252 742 690
511 Hydrocarbon And Their Halogenated, Nitrated Derivatives	13 705 108	115 720 417	16 185 934	142 872 680
575 Other Plastics In Primary Forms	12 873 601	78 685 994	19 351 648	122 339 018
672 Ingots And Other Iron/steel In Primary Forms	60 156 024	183 673 759	39 825 317	121 177 381
LAINNYA	422 969 902	2 317 258 083	485 645 641	2 951 185 238
<b>SUB TOTAL</b>	<b>789 202 256</b>	<b>5 037 928 052</b>	<b>859 535 948</b>	<b>5 653 358 350</b>
<b>MYANMAR</b>				
054 Vegetables, Fresh, Chilled, Frozen Or Simply Preserved	4 614 809	32 824 739	3 567 479	25 114 728
121 Tobacco, Unmanufactured And Refused	511 500	1 897 500	1 698 180	6 819 384
057 Fruit And Nut; Fresh Or Dried	123 000	5 896 052	100 325	3 710 491
042 Rice	1 000 000	8 344 610	330 000	3 489 913
592 Starches, Inulin, And Wheat Glutenal Buminoidal Substances; Glues	500 000	3 200 000	202 500	1 306 400
LAINNYA	1 096 858	4 948 616	204 744	3 436 278
<b>SUB TOTAL</b>	<b>7 846 167</b>	<b>57 111 517</b>	<b>6 103 228</b>	<b>43 877 194</b>

**I.6 IMPOR KOMODITI MENURUT NEGARA ASAL / IMPORT BY COUNTRY OF ORIGIN  
DAN LIMA GOLONGAN BARANG (SITC) UTAMA / AND FIVE MAJOR SITC COMMODITY GROUP  
\*\* JUNI / JUNE 2012 \*\***

Negara Asal/SITC/Uraian Golongan Barang <i>Country of Origin/SITC/group Description</i>	Berat Bersih / <i>Net Weight (Kg)</i>		Nilai CIF / <i>CIF Value (US\$)</i>	
	Bulan ini <i>Current month</i>	Kumulatif <i>Cum. Jan to date</i>	Bulan ini <i>Current month</i>	Kumulatif <i>Cum. Jan to date</i>
<b>CAMBODIA</b>				
851 Footwears	12 645	51 597	212 990	1 065 476
845 Articles Of Apparel	4 112	18 673	112 298	809 368
841 Men's Coats/Jackets, Not Knitted	3 841	11 877	159 079	547 455
793 Ships, Boats, And Floating Structures	193 000	394 000	120 600	333 780
893 Article Of Plastics	15 322	60 612	68 495	251 228
LAINNYA	26 857	71 496	271 634	968 553
<b>SUB TOTAL</b>	<b>255 777</b>	<b>608 255</b>	<b>945 096</b>	<b>3 975 860</b>
<b>BRUNEI DARUSSALAM</b>				
333 Petroleum Oil, Crude	76 994 000	400 010 266	58 489 300	340 831 170
512 Alcohols,phenols,phenol-alcohols And Their Halogenated	6 249 350	9 249 350	2 505 440	3 696 740
282 Waste And Scrap Metal Of Iron/steel	3 204 231	5 013 611	1 478 077	2 259 145
786 Trailers And Other Vehicles, Not Motorized	148 500	148 500	492 300	492 300
288 Non-ferrous Base Metal Waste And Scraps	0	60 820	0	453 454
LAINNYA	3 920	314 991	101 542	293 460
<b>SUB TOTAL</b>	<b>86 600 001</b>	<b>414 797 538</b>	<b>63 066 659</b>	<b>348 026 269</b>
<b>LAO PEOPLE'S DEM. REP.</b>				
121 Tobacco, Unmanufactured And Refused	0	668 250	0	2 445 617
843 Men's Coats/Jackets, Knitted	0	3 087	0	155 262
845 Articles Of Apparel	0	1 011	0	50 708
846 Clothing Accessories Of Textiles Fabrics	0	482	0	24 240
784 Parts And Accessories Of The Motor Vehicles	3 108	3 308	20 000	22 579
LAINNYA	384	633	15 124	23 559
<b>SUB TOTAL</b>	<b>3 492</b>	<b>676 771</b>	<b>35 124</b>	<b>2 721 965</b>
<b>NEPAL</b>				
659 Floor Coverings	0	154	0	18 857
772 Electrical Apparatus For Making And Breaking Electrical Circuits	0	127	0	3 849
898 Musical Instrument And Parts/accessories	0	276	0	1 533
582 Plates, Sheets, And Film Of Plastics	0	11	0	1 399
884 Optical Goods	0	691	0	1 036
LAINNYA	13	105	256	1 149
<b>SUB TOTAL</b>	<b>13</b>	<b>1 364</b>	<b>256</b>	<b>27 823</b>
<b>BHUTAN</b>				
679 Tubes, Pipes, Hollow Profile, Pipe Fitting Of Iron/steel	35	35	1 160	1 160
LAINNYA	0	0	0	0
<b>SUB TOTAL</b>	<b>35</b>	<b>35</b>	<b>1 160</b>	<b>1 160</b>
<b>VIET NAM</b>				
042 Rice	18 788 750	471 000 175	9 378 132	273 977 241
764 Telecommunication Equipments And Parts	135 059	1 116 924	26 998 650	165 111 036
071 Coffee And Coffee Substitutes	1 611 307	41 244 933	3 457 690	84 697 540
674 Flat Rolled Products, Clad Or Plated	10 494 914	84 796 621	11 002 115	83 601 190
752 Automatic Data Processing Machines And Their Units	227 830	703 329	20 212 030	50 519 031
LAINNYA	277 509 530	1 140 378 694	121 550 981	677 943 011
<b>SUB TOTAL</b>	<b>308 767 390</b>	<b>1 739 240 676</b>	<b>192 599 598</b>	<b>1 335 849 049</b>
<b>MALDIVES</b>				
663 Mineral Manufactures	0	12	0	400
764 Telecommunication Equipments And Parts	0	1	0	294
655 Knitted Or Crocheted Fabrics	13	13	182	182
LAINNYA	0	0	0	0
<b>SUB TOTAL</b>	<b>13</b>	<b>26</b>	<b>182</b>	<b>876</b>
<b>INDIA</b>				
511 Hydrocarbon And Their Halogenated, Nitrated Derivatives	20 948 262	180 037 735	33 572 391	286 563 590
782 Motor Vehicle For The Transportation Of Goods	3 053 714	13 848 182	41 341 084	176 116 517
044 Maize, Unmilled	56 630 160	605 173 693	16 065 435	167 772 269
334 Petroleum Products, Refined	56 901 719	135 784 064	64 061 025	154 886 326
764 Telecommunication Equipments And Parts	144 491	967 890	22 157 448	150 863 225
LAINNYA	306 413 621	1 642 393 713	209 380 079	1 430 169 045
<b>SUB TOTAL</b>	<b>444 091 967</b>	<b>2 578 205 277</b>	<b>386 577 462</b>	<b>2 366 370 972</b>



**I.6 IMPOR KOMODITI MENURUT NEGARA ASAL / IMPORT BY COUNTRY OF ORIGIN  
DAN LIMA GOLONGAN BARANG (SITC) UTAMA / AND FIVE MAJOR SITC COMMODITY GROUP  
\*\* JUNI / JUNE 2012 \*\***

Negara Asal/SITC/Uraian Golongan Barang <i>Country of Origin/SITC/group Description</i>	Berat Bersih / <i>Net Weight (Kg)</i>		Nilai CIF / <i>CIF Value (US\$)</i>	
	Bulan ini <i>Current month</i>	Kumulatif <i>Cum. Jan to date</i>	Bulan ini <i>Current month</i>	Kumulatif <i>Cum. Jan to date</i>
<b>PAKISTAN</b>				
263 Cotton	382 556	31 863 400	700 553	55 898 095
042 Rice	3 250 000	46 400 000	1 229 250	18 412 450
288 Non-ferrous Base Metal Waste And Scraps	0	1 509 900	0	11 162 594
652 Cotton Fabrics, Woven	198 599	1 504 195	1 303 857	10 658 832
057 Fruit And Nut; Fresh Or Dried	0	10 355 368	0	7 035 868
LAINNYA	3 163 076	14 815 515	3 597 537	23 909 599
SUB TOTAL	6 994 231	106 448 378	6 831 197	127 077 438
<b>BANGLADESH</b>				
658 Made-up Articles, Wholly/chiefly Of Textile Materials	630 448	4 900 612	514 832	4 175 806
651 Textile Yarns	867 000	3 487 176	899 035	3 622 646
845 Articles Of Apparel	4 540	53 924	167 316	1 947 919
841 Men's Coats/jackets, Not Knitted	4 455	28 974	153 507	1 197 834
842 Women's Coats/jacket, Not Knitted	2 918	21 263	153 726	1 140 496
LAINNYA	1 342 707	4 500 192	1 189 896	5 307 582
SUB TOTAL	2 852 068	12 992 141	3 078 312	17 392 283
<b>SRI LANKA</b>				
046 Meal And Flour Of Wheat And Flour Of Meslin	15 425 000	98 569 600	6 769 139	47 143 378
074 Tea And Mate	15 099	110 126	213 108	870 183
845 Articles Of Apparel	1 221	18 019	63 464	800 341
121 Tobacco, Unmanufactured And Refused	3 022	30 518	137 359	687 275
625 Rubber Tyre, tyre Cases, tyre Treads, inner Tubes, And Tyre Flaps	33 103	178 042	129 604	626 718
LAINNYA	546 178	2 551 449	708 697	4 745 337
SUB TOTAL	16 023 623	101 457 754	8 021 371	54 873 232
<b>AFGHANISTAN</b>				
742 Pumps For Liquid And Parts	0	2 433	0	44 794
716 Rotating Electric Plants And Parts	0	18	0	309
LAINNYA	0	0	0	0
SUB TOTAL	0	2 451	0	45 103
<b>INDONESIA</b>				
851 Footwears	197 045	916 046	2 098 615	9 974 628
673 Flat Rolled Products, Not Clad	768 840	10 313 899	639 131	8 699 251
778 Electrical Machinery And Apparatus	153 615	522 971	2 971 238	8 413 512
772 Electrical Apparatus For Making And Breaking Electrical Circuits	30 349	268 656	720 927	6 262 323
231 Natural Rubber Latex;natural Rubber And Similar Natural Gums	567 000	775 320	1 951 378	2 778 169
LAINNYA	1 821 677	9 650 987	8 499 349	42 611 134
SUB TOTAL	3 538 526	22 447 879	16 880 638	78 739 017
<b>IRAQ</b>				
848 Articles Of Apparel And Clothing Accessories Of Other Than Textile Fab	0	22	0	1 174
723 Civil Engineering And Contractor Plants And Equipments/parts	0	5	0	1 067
LAINNYA	0	0	0	0
SUB TOTAL	0	27	0	2 241
<b>IRAN (ISLAMIC REPUBLIC OF)</b>				
342 Liquefied Propane And Butane	90 878 927	520 702 548	67 247 227	484 187 628
522 Inorganic Chemical Elements, Oxides And Halogen Salts	0	113 324 563	0	40 777 082
511 Hydrocarbon And Their Halogenated, Nitrated Derivatives	0	29 987 778	0	37 186 807
334 Petroleum Products, Refined	0	21 122 841	0	31 368 217
562 Fertilizers, Manufactured	5 319 600	28 063 200	3 391 559	17 185 100
LAINNYA	16 411 868	50 643 912	6 823 802	24 299 984
SUB TOTAL	112 610 395	763 844 842	77 462 588	635 004 818
<b>SAUDI ARABIA</b>				
333 Petroleum Oil, Crude	244 279 510	1 949 118 409	193 228 116	1 682 371 743
334 Petroleum Products, Refined	0	220 626 637	0	232 259 411
511 Hydrocarbon And Their Halogenated, Nitrated Derivatives	28 628 095	180 855 911	31 580 952	224 193 322
342 Liquefied Propane And Butane	0	171 426 665	0	184 013 496
512 Alcohols,phenols,phenol-alcohols And Their Halogenated	15 530 802	85 913 993	16 444 839	97 585 881
LAINNYA	41 380 622	203 950 657	25 635 460	182 228 871
SUB TOTAL	329 819 029	2 811 892 272	266 889 367	2 602 652 724

**I.6 IMPOR KOMODITI MENURUT NEGARA ASAL / IMPORT BY COUNTRY OF ORIGIN  
DAN LIMA GOLONGAN BARANG (SITC) UTAMA / AND FIVE MAJOR SITC COMMODITY GROUP  
\*\* JUNI / JUNE 2012 \*\***

Negara Asal/SITC/Uraian Golongan Barang <i>Country of Origin/SITC/group Description</i>	Berat Bersih / <i>Net Weight (Kg)</i>		Nilai CIF / <i>CIF Value (US\$)</i>	
	Bulan ini <i>Current month</i>	Kumulatif <i>Cum. Jan to date</i>	Bulan ini <i>Current month</i>	Kumulatif <i>Cum. Jan to date</i>
<b>ISRAEL</b>				
695 Tools For Used In The Hand Or In Machines	1 110	8 394	190 786	1 571 971
515 Organo-inorganic And Heterocyclic Compounds	53	1 389	91 490	1 104 223
726 Printing/book Binding Machinery And Parts	3 445	24 175	313 129	1 095 613
745 Other Non-electical Machinery, Tools, And Mechanical Apparatus	48 573	91 030	178 951	387 217
772 Electrical Apparatus For Making And Breaking Electrical Circuits	190	2 063	11 697	302 573
LAINNYA	135 536	874 320	217 815	2 249 128
<b>SUB TOTAL</b>	<b>188 907</b>	<b>1 001 371</b>	<b>1 003 868</b>	<b>6 710 725</b>
<b>KUWAIT</b>				
334 Petroleum Products, Refined	212 856 522	1 141 604 565	218 748 977	1 119 256 455
342 Liquefied Propane And Butane	0	142 999 929	0	150 822 215
511 Hydrocarbon And Their Halogenated, Nitrated Derivatives	4 755 000	59 600 670	7 317 945	95 343 010
571 Polymers Of Ethylene In Primary Forms	3 762 000	24 618 379	4 405 221	27 584 657
335 Residual Petroleum Products, And Related Materials	10 036 000	21 197 000	5 921 240	13 577 686
LAINNYA	6 948 550	37 437 891	3 794 823	20 102 168
<b>SUB TOTAL</b>	<b>238 358 072</b>	<b>1 427 458 434</b>	<b>240 188 206</b>	<b>1 426 686 191</b>
<b>JORDAN</b>				
562 Fertilizers, Manufactured	3 719 860	143 491 300	1 935 470	73 499 200
272 Fertilizers, Crude	42 840 000	413 887 000	9 167 760	69 648 421
522 Inorganic Chemical Elements, Oxides And Halogen Salts	0	60 090 926	0	49 501 741
251 Pulp And Waste Paper	647 590	3 386 137	164 201	834 713
591 Disinfectants, Insecticides, And Fungicides Put In Forms	3 605	30 746	23 920	283 683
LAINNYA	236	45 709	19 781	163 782
<b>SUB TOTAL</b>	<b>47 211 291</b>	<b>620 931 818</b>	<b>11 311 132</b>	<b>193 931 540</b>
<b>PEOP. DEM. REP. OF YEMEN</b>				
582 Plates, Sheets, And Film Of Plastics	0	762	0	1 540
LAINNYA	0	0	0	0
<b>SUB TOTAL</b>	<b>0</b>	<b>762</b>	<b>0</b>	<b>1 540</b>
<b>LEBANON</b>				
892 Printed Matter	47 262	187 777	94 095	356 157
288 Non-ferrous Base Metal Waste And Scraps	0	40 360	0	277 354
685 Lead	0	75 000	0	144 000
893 Article Of Plastics	0	2 760	0	18 373
073 Chocolate And Other Food Preparations Containing Cocoa	0	459	0	9 870
LAINNYA	0	639	0	11 692
<b>SUB TOTAL</b>	<b>47 262</b>	<b>306 995</b>	<b>94 095</b>	<b>817 446</b>
<b>PALESTINA</b>				
057 Fruit And Nut; Fresh Or Dried	19 998	19 998	191 257	191 257
222 Oil Seeds Use For Extraction Ofsoft Fixed Vegetable Oils	0	480	0	71 200
LAINNYA	0	0	0	0
<b>SUB TOTAL</b>	<b>19 998</b>	<b>20 478</b>	<b>191 257</b>	<b>262 457</b>
<b>YEMEN</b>				
034 Fish, Fresh, Chilled Or Frozen	81 000	594 000	56 700	406 350
211 Hides And Skins, Raw	0	16 830	0	233 200
251 Pulp And Waste Paper	387 720	974 640	97 318	233 030
611 Leathers	0	10 170	0	121 850
792 Aircraft And Associated Equipments And Parts	335	341	80 000	89 000
LAINNYA	0	546	0	2 349
<b>SUB TOTAL</b>	<b>469 055</b>	<b>1 596 527</b>	<b>234 018</b>	<b>1 085 779</b>
<b>OMAN</b>				
684 Alumunium	3 972 907	31 927 743	8 620 285	70 735 279
511 Hydrocarbon And Their Halogenated, Nitrated Derivatives	0	19 524 166	0	29 730 886
512 Alcohols,phenols,phenol-alcohols And Their Halogenated	7 489 524	14 239 524	2 964 694	5 599 137
575 Other Plastics In Primary Forms	0	1 485 000	0	2 110 680
671 Pig Iron,spiegeleisen,sponge Iron, And Ferro-alloys	1 555 510	3 145 210	699 980	1 415 345
LAINNYA	478 838	3 694 373	223 854	1 623 661
<b>SUB TOTAL</b>	<b>13 496 779</b>	<b>74 016 016</b>	<b>12 508 813</b>	<b>111 214 988</b>

**I.6 IMPOR KOMODITI MENURUT NEGARA ASAL / IMPORT BY COUNTRY OF ORIGIN  
DAN LIMA GOLONGAN BARANG (SITC) UTAMA / AND FIVE MAJOR SITC COMMODITY GROUP  
\*\* JUNI / JUNE 2012 \*\***

Negara Asal/SITC/Uraian Golongan Barang <i>Country of Origin/SITC/group Description</i>	Berat Bersih / <i>Net Weight (Kg)</i>		Nilai CIF / <i>CIF Value (US\$)</i>	
	Bulan ini <i>Current month</i>	Kumulatif <i>Cum. Jan to date</i>	Bulan ini <i>Current month</i>	Kumulatif <i>Cum. Jan to date</i>
<b>SYRIA ARAB REPUBLIC</b>				
611 Leathers	0	133 125	0	1 169 270
211 Hides And Skins, Raw	22 000	22 000	254 341	254 341
592 Starches, Inulin, And Wheat Glutenal Buminoidal Substances; Glues	0	7 800	0	47 160
583 Monofilament And Rod Of Plastics	0	5 400	0	28 220
056 Vegetables, Roots And Tubers, Prepared Or Preserved Nes	0	8 456	0	9 858
LAINNYA	0	1 992	0	7 227
<b>SUB TOTAL</b>	<b>22 000</b>	<b>178 773</b>	<b>254 341</b>	<b>1 516 076</b>
<b>TURKEY</b>				
046 Meal And Flour Of Wheat And Flour Of Meslin	22 017 000	124 907 000	7 481 452	41 268 892
121 Tobacco, Unmanufactured And Refused	658 328	3 997 616	5 078 285	24 621 454
523 Metallicsalts And Peroxysalts	2 157 600	16 128 053	1 396 056	10 469 337
657 Special Yarns, textile Fabrics	261 265	1 865 820	1 461 358	10 194 554
724 Textile/leather Machinery And Parts	146 960	1 546 563	952 929	6 137 497
LAINNYA	8 191 107	62 835 432	10 495 107	74 912 435
<b>SUB TOTAL</b>	<b>33 432 260</b>	<b>211 280 484</b>	<b>26 865 187</b>	<b>167 604 169</b>
<b>UNITED ARAB EMIRATES</b>				
342 Liquefied Propane And Butane	58 670 154	573 842 714	52 083 371	581 446 693
334 Petroleum Products, Refined	67 998 141	104 005 219	72 807 275	107 211 038
511 Hydrocarbon And Their Halogenated, Nitrated Derivatives	17 926 830	50 663 609	22 988 149	60 720 811
684 Alumunium	3 272 704	19 960 708	7 317 476	45 590 645
792 Aircraft And Associated Equipments And Parts	61 060	61 768	39 024 558	40 606 037
LAINNYA	25 793 147	186 760 978	16 872 627	100 888 114
<b>SUB TOTAL</b>	<b>173 722 036</b>	<b>935 294 996</b>	<b>211 093 456</b>	<b>936 463 338</b>
<b>QATAR</b>				
334 Petroleum Products, Refined	41 048 208	232 961 239	42 487 784	240 839 512
342 Liquefied Propane And Butane	46 203 484	193 018 025	34 196 749	189 823 917
511 Hydrocarbon And Their Halogenated, Nitrated Derivatives	13 142 962	65 184 981	16 510 510	86 460 985
333 Petroleum Oil, Crude	0	72 958 220	0	73 877 760
671 Pig Iron, spiegeleisen, sponge Iron, And Ferro-alloys	30 949 220	105 746 762	13 834 301	47 405 631
LAINNYA	4 534 755	34 608 092	7 483 587	66 280 583
<b>SUB TOTAL</b>	<b>135 878 629</b>	<b>704 477 319</b>	<b>114 512 931</b>	<b>704 688 388</b>
<b>BAHRAIN</b>				
792 Aircraft And Associated Equipments And Parts	0	61 000	0	44 200 000
684 Alumunium	982 640	5 336 306	2 258 108	12 334 775
282 Waste And Scrap Metal Of Iron/steel	524 600	2 843 275	266 497	1 311 072
251 Pulp And Waste Paper	1 237 929	3 040 087	315 415	742 895
724 Textile/leather Machinery And Parts	0	76 480	0	327 000
LAINNYA	208 329	533 198	446 819	845 817
<b>SUB TOTAL</b>	<b>2 953 498</b>	<b>11 890 346</b>	<b>3 286 839</b>	<b>59 761 559</b>
<b>CYPRUS</b>				
287 Ores And Concentrates Of Basemetals	84 000	476 000	202 608	1 057 361
251 Pulp And Waste Paper	688 870	2 092 640	168 773	457 410
232 Synthetic Rubber Latex, Synthetic/reclaimed Rubber	0	21 600	0	95 040
098 Edible Products And Preparations	18 200	18 200	52 780	52 780
745 Other Non-electical Machinery, Tools, And Mechanical Apparatus	835	835	38 946	38 946
LAINNYA	20	71 645	2 214	48 112
<b>SUB TOTAL</b>	<b>791 925</b>	<b>2 680 920</b>	<b>465 321</b>	<b>1 749 649</b>
<b>EGYPT</b>				
562 Fertilizers, Manufactured	101 374 412	477 999 368	13 005 010	64 360 416
272 Fertilizers, Crude	38 120 000	165 230 000	6 635 434	25 631 430
057 Fruit And Nut; Fresh Or Dried	2 487 308	10 653 471	2 128 071	8 527 667
061 Sugar, Molasses, And Honey	2 002 132	26 694 168	434 554	5 689 424
727 Food Processing Machines And Parts	0	21 433	0	999 068
LAINNYA	1 658 401	3 864 621	1 600 408	6 295 958
<b>SUB TOTAL</b>	<b>145 642 253</b>	<b>684 463 061</b>	<b>23 803 477</b>	<b>111 503 963</b>

**I.6 IMPOR KOMODITI MENURUT NEGARA ASAL / IMPORT BY COUNTRY OF ORIGIN  
DAN LIMA GOLONGAN BARANG (SITC) UTAMA / AND FIVE MAJOR SITC COMMODITY GROUP  
\*\* JUNI / JUNE 2012 \*\***

Negara Asal/SITC/Uraian Golongan Barang <i>Country of Origin/SITC/group Description</i>	Berat Bersih / <i>Net Weight (Kg)</i>		Nilai CIF / <i>CIF Value (US\$)</i>	
	Bulan ini <i>Current month</i>	Kumulatif <i>Cum. Jan to date</i>	Bulan ini <i>Current month</i>	Kumulatif <i>Cum. Jan to date</i>
<b>LIBYAN ARAB JAMAHIRIYA</b>				
333 Petroleum Oil, Crude	74 148 150	74 148 150	55 863 900	55 863 900
874 Measuring, Checking, Analysing, And Controlling Instrument And Appai	226	226	45 790	45 790
772 Electrical Apparatus For Making And Breaking Electrical Circuits	0	157	0	3 774
551 Essential Oils, Perfumes, And Flavour Materials	100	100	2 125	2 125
582 Plates, Sheets, And Film Of Plastics	7	7	1 835	1 835
LAINNYA	0	6	0	1 260
<b>SUB TOTAL</b>	<b>74 148 483</b>	<b>74 148 646</b>	<b>55 913 650</b>	<b>55 918 684</b>
<b>MOROCCO</b>				
522 Inorganic Chemical Elements, Oxides And Halogen Salts	0	46 599 638	0	56 384 793
792 Aircraft And Associated Equipments And Parts	0	89 000	0	25 214 445
842 Women's Coats/jacket, Not Knitted	12 511	52 566	957 158	3 841 231
562 Fertilizers, Manufactured	3 250 000	5 722 500	1 955 000	3 468 445
841 Men's Coats/jackets, Not Knitted	1 812	13 440	118 100	882 802
LAINNYA	56 346	863 467	380 347	1 816 213
<b>SUB TOTAL</b>	<b>3 320 669</b>	<b>53 340 611</b>	<b>3 410 605</b>	<b>91 607 929</b>
<b>TUNISIA</b>				
057 Fruit And Nut; Fresh Or Dried	1 544 437	2 317 203	4 635 683	7 278 724
523 Metallicsalts And Peroxysalts	765 000	2 173 000	495 050	1 477 280
251 Pulp And Waste Paper	441 373	732 573	529 091	1 069 642
772 Electrical Apparatus For Making And Breaking Electrical Circuits	12 695	39 710	244 754	939 042
282 Waste And Scrap Metal Of Iron/steel	0	487 985	0	217 760
LAINNYA	2 409	86 425	126 072	700 372
<b>SUB TOTAL</b>	<b>2 765 914</b>	<b>5 836 896</b>	<b>6 030 650</b>	<b>11 682 820</b>
<b>ALGERIA</b>				
333 Petroleum Oil, Crude	0	218 486 491	0	196 995 489
251 Pulp And Waste Paper	906 420	2 647 520	223 683	647 708
748 Transmission Shafts And Cranks	0	45 608	0	82 151
749 Non-electric Parts And Accessories Of Machineries	0	67 620	0	79 104
057 Fruit And Nut; Fresh Or Dried	0	36 000	0	43 200
LAINNYA	33	34	764	1 004
<b>SUB TOTAL</b>	<b>906 453</b>	<b>221 283 273</b>	<b>224 447</b>	<b>197 848 656</b>
<b>SUDAN</b>				
282 Waste And Scrap Metal Of Iron/steel	0	1 863 880	0	781 300
288 Non-ferrous Base Metal Waste And Scraps	0	42 710	0	297 657
759 Parts And Accessories For Machine Of Heading 751 Or 752	0	244	0	50 693
273 Stone, Sand And Gravel	146	2 907	611	12 279
773 Equipment For Distributing Electricity	103	103	2 097	2 097
LAINNYA	0	246	0	2 298
<b>SUB TOTAL</b>	<b>249</b>	<b>1 910 090</b>	<b>2 708</b>	<b>1 146 324</b>
<b>NAMIBIA</b>				
282 Waste And Scrap Metal Of Iron/steel	0	2 208 688	0	967 084
057 Fruit And Nut; Fresh Or Dried	0	275 400	0	567 152
685 Lead	0	102 045	0	142 863
772 Electrical Apparatus For Making And Breaking Electrical Circuits	0	2 830	0	66 504
273 Stone, Sand And Gravel	0	525 945	0	59 315
LAINNYA	0	22 484	0	37 281
<b>SUB TOTAL</b>	<b>0</b>	<b>3 137 392</b>	<b>0</b>	<b>1 840 199</b>
<b>ETHIOPIA</b>				
054 Vegetables, Fresh, Chilled, Frozen Or Simply Preserved	1 117 000	3 914 000	408 340	1 847 980
611 Leathers	916	14 422	97 355	768 601
075 Spices	60 000	285 000	120 000	604 179
LAINNYA	0	0	0	0
<b>SUB TOTAL</b>	<b>1 177 916</b>	<b>4 213 422</b>	<b>625 695</b>	<b>3 220 760</b>

**I.6 IMPOR KOMODITI MENURUT NEGARA ASAL / IMPORT BY COUNTRY OF ORIGIN  
DAN LIMA GOLONGAN BARANG (SITC) UTAMA / AND FIVE MAJOR SITC COMMODITY GROUP  
\*\* JUNI / JUNE 2012 \*\***

Negara Asal/SITC/Uraian Golongan Barang <i>Country of Origin/SITC/group Description</i>	Berat Bersih / <i>Net Weight (Kg)</i>		Nilai CIF / <i>CIF Value (US\$)</i>	
	Bulan ini <i>Current month</i>	Kumulatif <i>Cum. Jan to date</i>	Bulan ini <i>Current month</i>	Kumulatif <i>Cum. Jan to date</i>
<b>TANZANIA, UNITED REP. OF</b>				
075 Spices	0	1 468 298	0	24 516 969
263 Cotton	1 232 020	5 537 952	2 184 040	11 194 718
121 Tobacco, Unmanufactured And Refused	0	162 046	0	1 344 342
071 Coffee And Coffee Substitutes	0	67 070	0	152 457
282 Waste And Scrap Metal Of Iron/steel	0	242 440	0	113 947
LAINNYA	279 731	352 975	106 298	232 346
<b>SUB TOTAL</b>	<b>1 511 751</b>	<b>7 830 781</b>	<b>2 290 338</b>	<b>37 554 779</b>
<b>MADAGASCAR</b>				
075 Spices	95 223	5 262 266	826 411	82 145 092
287 Ores And Concentrates Of Basemetals	244 973	444 973	357 858	647 858
222 Oil Seeds Use For Extraction Ofsoft Fixed Vegetable Oils	180 000	180 000	223 200	223 200
282 Waste And Scrap Metal Of Iron/steel	135 685	423 525	61 737	186 417
841 Men's Coats/jackets, Not Knitted	292	1 997	16 096	98 002
LAINNYA	5 391	48 612	6 657	31 508
<b>SUB TOTAL</b>	<b>661 564</b>	<b>6 361 373</b>	<b>1 491 959</b>	<b>83 332 077</b>
<b>SOMALIA</b>				
611 Leathers	0	117 240	0	576 416
431 Animal And Vegetable Oil; Fat Processed And Their Wax	0	11 880	0	13 662
582 Plates, Sheets, And Film Of Plastics	0	422	0	4 678
784 Parts And Accessories Of The Motor Vehicles	2	2	39	39
748 Transmission Shafts And Cranks	2	2	31	31
LAINNYA	0	0	0	0
<b>SUB TOTAL</b>	<b>4</b>	<b>129 546</b>	<b>70</b>	<b>594 826</b>
<b>KENYA</b>				
074 Tea And Mate	102 412	1 011 454	318 029	2 916 591
611 Leathers	46 777	165 652	401 381	1 490 520
292 Crude Vegetable Materials	100 056	499 446	160 089	799 111
263 Cotton	0	299 050	0	630 631
523 Metallicsalts And Peroxysalts	0	2 061 776	0	529 875
LAINNYA	84 000	801 250	119 700	1 135 272
<b>SUB TOTAL</b>	<b>333 245</b>	<b>4 838 628</b>	<b>999 199</b>	<b>7 502 000</b>
<b>REUNION</b>				
251 Pulp And Waste Paper	969 962	4 827 563	223 091	982 489
282 Waste And Scrap Metal Of Iron/steel	111 460	111 460	47 816	47 816
579 Waste And Scrap Of Plastics	0	149 200	0	30 582
598 Miscellaneous Chemical Products	0	10 841	0	22 910
278 Other Crude Minerals	0	21 384	0	16 555
LAINNYA	0	753	0	2 862
<b>SUB TOTAL</b>	<b>1 081 422</b>	<b>5 121 201</b>	<b>270 907</b>	<b>1 103 214</b>
<b>MOZAMBIQUE</b>				
263 Cotton	0	3 670 592	0	8 239 939
282 Waste And Scrap Metal Of Iron/steel	0	270 495	0	124 428
246 Wood In Chips Or Particles And Waste	0	16 796	0	17 743
074 Tea And Mate	0	14 840	0	11 278
054 Vegetables, Fresh, Chilled, Frozen Or Simply Preserved	0	3 500	0	953
LAINNYA	0	20	0	25
<b>SUB TOTAL</b>	<b>0</b>	<b>3 976 243</b>	<b>0</b>	<b>8 394 366</b>
<b>BOTSWANA</b>				
658 Made-up Articles, Wholly/chiefly Of Textile Materials	0	86	0	1 536
655 Knitted Or Crocheted Fabrics	13	13	52	52
LAINNYA	0	0	0	0
<b>SUB TOTAL</b>	<b>13</b>	<b>99</b>	<b>52</b>	<b>1 588</b>
<b>EQUATORIAL GUINEA</b>				
874 Measuring, Checking, Analysing, And Controlling Instrument And Appai	0	6	0	7 710
LAINNYA	0	0	0	0
<b>SUB TOTAL</b>	<b>0</b>	<b>6</b>	<b>0</b>	<b>7 710</b>

**I.6 IMPOR KOMODITI MENURUT NEGARA ASAL / IMPORT BY COUNTRY OF ORIGIN  
DAN LIMA GOLONGAN BARANG (SITC) UTAMA / AND FIVE MAJOR SITC COMMODITY GROUP  
\*\* JUNI / JUNE 2012 \*\***

Negara Asal/SITC/Uraian Golongan Barang <i>Country of Origin/SITC/group Description</i>	Berat Bersih / <i>Net Weight (Kg)</i>		Nilai CIF / <i>CIF Value (US\$)</i>	
	Bulan ini <i>Current month</i>	Kumulatif <i>Cum. Jan to date</i>	Bulan ini <i>Current month</i>	Kumulatif <i>Cum. Jan to date</i>
<b>TOGO</b>				
282 Waste And Scrap Metal Of Iron/steel	5 172 100	15 856 000	2 047 812	6 376 854
263 Cotton	496 801	1 517 508	1 097 528	3 364 220
266 Synthetic Fibres Suitable For Spinning	6 897	18 014	41 811	85 811
724 Textile/leather Machinery And Parts	697	1 865	4 227	8 848
899 Other Miscellaneous Manufactured Articles	0	1 400	0	5 561
LAINNYA	0	103	0	2 552
<b>SUB TOTAL</b>	<b>5 676 495</b>	<b>17 394 890</b>	<b>3 191 378</b>	<b>9 843 846</b>
<b>GHANA</b>				
072 Cocoa	350 000	1 800 000	886 310	5 205 620
282 Waste And Scrap Metal Of Iron/steel	40 000	2 659 767	18 880	1 111 912
263 Cotton	409 733	409 733	882 292	882 292
288 Non-ferrous Base Metal Waste And Scraps	0	251 560	0	870 324
727 Food Processing Machines And Parts	0	34 470	0	631 333
LAINNYA	0	73 377	0	119 257
<b>SUB TOTAL</b>	<b>799 733</b>	<b>5 228 907</b>	<b>1 787 482</b>	<b>8 820 738</b>
<b>LIBERIA</b>				
282 Waste And Scrap Metal Of Iron/steel	492 355	3 418 930	199 762	1 514 421
653 Fabrics, Woven, Of Man-made Fibres	0	3 045	0	75 400
899 Other Miscellaneous Manufactured Articles	0	128	0	1 450
821 Furnitures And Parts	0	43	0	126
656 Tulle,lace,embroidery,ribbons,trimmings And Other Small Wares	0	25	0	44
LAINNYA	0	2	0	34
<b>SUB TOTAL</b>	<b>492 355</b>	<b>3 422 173</b>	<b>199 762</b>	<b>1 591 475</b>
<b>GUINEA</b>				
231 Natural Rubber Latex;natural Rubber And Similar Natural Gums	0	113 400	0	374 220
282 Waste And Scrap Metal Of Iron/steel	125 890	473 060	50 104	191 848
713 Internal Combustion Piston Engines And Parts	0	1 892	0	9 845
874 Measuring, Checking, Analysing, And Controlling Instrument And Appar	0	5	0	3 086
746 Ball Or Roller Bearings	0	5	0	111
LAINNYA	1	1	65	65
<b>SUB TOTAL</b>	<b>125 891</b>	<b>588 363</b>	<b>50 169</b>	<b>579 175</b>
<b>ANGOLA</b>				
333 Petroleum Oil, Crude	137 411 510	468 142 486	108 071 211	386 951 505
282 Waste And Scrap Metal Of Iron/steel	0	3 097 100	0	1 398 447
773 Equipment For Distributing Electricity	0	534	0	12 560
LAINNYA	0	0	0	0
<b>SUB TOTAL</b>	<b>137 411 510</b>	<b>471 240 120</b>	<b>108 071 211</b>	<b>388 362 512</b>
<b>CONGO</b>				
282 Waste And Scrap Metal Of Iron/steel	218 970	732 360	89 778	313 103
248 Wood, simply Worked And Railway Sleeper Of Wood	0	276 630	0	282 573
292 Crude Vegetable Materials	0	140 000	0	224 000
731 Machine Tools By Removing Metal	0	2	0	59
LAINNYA	0	0	0	0
<b>SUB TOTAL</b>	<b>218 970</b>	<b>1 148 992</b>	<b>89 778</b>	<b>819 735</b>
<b>CAMEROON</b>				
072 Cocoa	0	2 592 463	0	7 429 162
248 Wood, simply Worked And Railway Sleeper Of Wood	141 373	1 594 047	121 252	1 152 995
685 Lead	0	143 755	0	277 323
247 Wood In The Rough Or Roughly Squared	0	125 320	0	88 609
223 Oil Seeds Use For Extraction Of Other Fixed Vegetable Oils	0	120	0	17 696
LAINNYA	1 301	17 248	15 877	37 942
<b>SUB TOTAL</b>	<b>142 674</b>	<b>4 472 953</b>	<b>137 129</b>	<b>9 003 727</b>
<b>NIGERIA</b>				
333 Petroleum Oil, Crude	255 359 000	1 524 367 000	186 451 796	1 375 225 046
342 Liquefied Propane And Butane	0	22 111 300	0	23 717 142

**I.6 IMPOR KOMODITI MENURUT NEGARA ASAL / IMPORT BY COUNTRY OF ORIGIN  
DAN LIMA GOLONGAN BARANG (SITC) UTAMA / AND FIVE MAJOR SITC COMMODITY GROUP  
\*\* JUNI / JUNE 2012 \*\***

Negara Asal/SITC/Uraian Golongan Barang <i>Country of Origin/SITC/group Description</i>	Berat Bersih / <i>Net Weight (Kg)</i>		Nilai CIF / <i>CIF Value (US\$)</i>	
	Bulan ini <i>Current month</i>	Kumulatif <i>Cum. Jan to date</i>	Bulan ini <i>Current month</i>	Kumulatif <i>Cum. Jan to date</i>
263 Cotton	2 040 040	5 690 151	3 473 059	10 082 083
685 Lead	131 741	718 912	260 200	1 319 501
611 Leathers	0	54 391	0	577 839
LAINNYA	128 320	351 696	331 532	744 571
<b>SUB TOTAL</b>	<b>257 659 101</b>	<b>1 553 293 450</b>	<b>190 516 587</b>	<b>1 411 666 182</b>
<b>SIERRA LEONE</b>				
282 Waste And Scrap Metal Of Iron/steel	238 470	3 932 721	90 609	1 697 411
744 Mechanical Handling Equipments And Parts	0	1 470	0	19 002
742 Pumps For Liquid And Parts	0	980	0	12 668
771 Electric Power Machinery And Parts	0	17	0	3 168
772 Electrical Apparatus For Making And Breaking Electrical Circuits	0	42	0	3 168
LAINNYA	0	356	0	6 905
<b>SUB TOTAL</b>	<b>238 470</b>	<b>3 935 586</b>	<b>90 609</b>	<b>1 742 322</b>
<b>GABON</b>				
282 Waste And Scrap Metal Of Iron/steel	159 060	2 160 450	67 738	934 248
248 Wood, simply Worked And Railway Sleeper Of Wood	194 529	194 529	220 291	220 291
641 Papers And Paperboards	0	20 471	0	27 636
288 Non-ferrous Base Metal Waste And Scraps	0	16 810	0	27 232
893 Article Of Plastics	204	204	5 283	5 283
LAINNYA	10	233	230	1 349
<b>SUB TOTAL</b>	<b>353 803</b>	<b>2 392 697</b>	<b>293 542</b>	<b>1 216 039</b>
<b>COTE D'IVOIRE</b>				
072 Cocoa	878 210	3 986 426	2 171 200	10 199 875
263 Cotton	748 138	2 861 992	1 650 823	6 601 938
231 Natural Rubber Latex: natural Rubber And Similar Natural Gums	0	100 800	0	332 640
288 Non-ferrous Base Metal Waste And Scraps	0	38 400	0	271 753
282 Waste And Scrap Metal Of Iron/steel	359 860	359 860	152 904	152 904
LAINNYA	67	80 316	634	105 388
<b>SUB TOTAL</b>	<b>1 986 275</b>	<b>7 427 794</b>	<b>3 975 561</b>	<b>17 664 498</b>
<b>SENEGAL</b>				
282 Waste And Scrap Metal Of Iron/steel	1 028 590	5 503 500	433 540	2 325 395
575 Other Plastics In Primary Forms	0	1 350	0	10 496
759 Parts And Accessories For Machine Of Heading 751 Or 752	0	8	0	4 118
893 Article Of Plastics	0	1 070	0	3 395
699 Manufactures Of Base Metals	0	261	0	825
LAINNYA	5	2 565	135	450
<b>SUB TOTAL</b>	<b>1 028 595</b>	<b>5 508 754</b>	<b>433 675</b>	<b>2 344 679</b>
<b>MAURITANIA</b>				
282 Waste And Scrap Metal Of Iron/steel	545 050	5 196 855	237 772	2 310 055
335 Residual Petroleum Products, And Related Materials	0	16 470	0	10 870
776 Thermionic, Cold Cathode, And Photo Cathode Valves/tubes	0	10	0	773
LAINNYA	0	0	0	0
<b>SUB TOTAL</b>	<b>545 050</b>	<b>5 213 335</b>	<b>237 772</b>	<b>2 321 698</b>
<b>MALI</b>				
263 Cotton	1 229 777	4 525 363	2 724 870	10 113 930
726 Printing/book Binding Machinery And Parts	488	2 729	39 687	210 956
759 Parts And Accessories For Machine Of Heading 751 Or 752	0	178	0	25 952
716 Rotating Electric Plants And Parts	0	790	0	15 306
772 Electrical Apparatus For Making And Breaking Electrical Circuits	0	87	0	4 619
LAINNYA	0	169	0	8 741
<b>SUB TOTAL</b>	<b>1 230 265</b>	<b>4 529 316</b>	<b>2 764 557</b>	<b>10 379 504</b>
<b>BENIN</b>				
288 Non-ferrous Base Metal Waste And Scraps	0	971 750	0	5 470 276
263 Cotton	388 517	728 578	1 112 420	1 997 282
282 Waste And Scrap Metal Of Iron/steel	1 247 680	2 579 280	561 700	1 162 556
223 Oil Seeds Use For Extraction Of Other Fixed Vegetable Oils	0	38	0	7 157
LAINNYA	0	0	0	0
<b>SUB TOTAL</b>	<b>1 636 197</b>	<b>4 279 646</b>	<b>1 674 120</b>	<b>8 637 271</b>

**I.6 IMPOR KOMODITI MENURUT NEGARA ASAL / IMPORT BY COUNTRY OF ORIGIN  
DAN LIMA GOLONGAN BARANG (SITC) UTAMA / AND FIVE MAJOR SITC COMMODITY GROUP  
\*\* JUNI / JUNE 2012 \*\***

Negara Asal/SITC/Uraian Golongan Barang <i>Country of Origin/SITC/group Description</i>	Berat Bersih / <i>Net Weight (Kg)</i>		Nilai CIF / <i>CIF Value (US\$)</i>	
	Bulan ini <i>Current month</i>	Kumulatif <i>Cum. Jan to date</i>	Bulan ini <i>Current month</i>	Kumulatif <i>Cum. Jan to date</i>
<b>BURKINA FASO</b>				
263 Cotton	1 015 830	5 027 186	2 315 626	11 297 934
LAINNYA	0	0	0	0
SUB TOTAL	1 015 830	5 027 186	2 315 626	11 297 934
<b>GAMBIA</b>				
282 Waste And Scrap Metal Of Iron/steel	345 680	1 681 650	134 815	709 864
743 Pumps, Compressors, Fans, Blowers, Centrifuges, And Parts	0	75	0	8 850
742 Pumps For Liquid And Parts	0	150	0	2 619
892 Printed Matter	0	11	0	1 025
695 Tools For Used In The Hand Or In Machines	1	2	18	26
LAINNYA	0	0	0	0
SUB TOTAL	345 681	1 681 888	134 833	722 384
<b>U.S. VIRGIN ISLANDS</b>				
682 Copper	0	101 069	0	478 056
772 Electrical Apparatus For Making And Breaking Electrical Circuits	0	40	0	2 674
771 Electric Power Machinery And Parts	0	26	0	2 504
831 Travel Goods	0	2	0	1 380
642 Paper And Paperboard Cut To Size/shape And Article Of Papers	0	26	0	878
LAINNYA	0	2	0	316
SUB TOTAL	0	101 165	0	485 808
<b>SEYCHELLES</b>				
112 Alcoholic Beverages	0	4 556	0	68 658
634 Veneers,plywood,improved/reconstituted Wood Worked	17 363	33 497	29 227	52 878
431 Animal And Vegetable Oil; Fat Processed And Their Wax	0	6 974	0	19 180
699 Manufactures Of Base Metals	14	74	24	112
694 Nails, Screws, Nuts, Bolts, Rivets Of Iron/steel Or Copper	0	1	0	83
LAINNYA	24	24	38	38
SUB TOTAL	17 401	45 126	29 289	140 949
<b>UGANDA</b>				
263 Cotton	1 788 761	7 214 746	3 792 617	14 962 451
611 Leathers	0	110 147	0	1 285 771
679 Tubes, Pipes, Hollow Profile, Pipe Fitting Of Iron/steel	49	103	407	2 616
581 Tubes, Pipes, And Hoses Of Plastics	0	1	0	27
LAINNYA	0	0	0	0
SUB TOTAL	1 788 810	7 324 997	3 793 024	16 250 865
<b>CENTRAL AFRICAN REPUBLIC</b>				
263 Cotton	314 624	930 218	648 443	2 115 703
282 Waste And Scrap Metal Of Iron/steel	1 185 990	1 185 990	547 927	547 927
269 Old Clothing And Other Old Textile Articles; Rags	0	526	0	2 828
742 Pumps For Liquid And Parts	0	588	0	1 267
LAINNYA	0	0	0	0
SUB TOTAL	1 500 614	2 117 322	1 196 370	2 667 725
<b>NIGER</b>				
782 Motor Vehicle For The Transportation Of Goods	0	67 740	0	760 638
772 Electrical Apparatus For Making And Breaking Electrical Circuits	0	16 500	0	117 994
679 Tubes, Pipes, Hollow Profile, Pipe Fitting Of Iron/steel	0	4 911	0	55 109
792 Aircraft And Associated Equipments And Parts	0	96	0	34 797
676 Iron/steel Bars, Rods, Angels, Shaped And Sections	0	9 376	0	8 621
LAINNYA	612	1 319	1 145	10 847
SUB TOTAL	612	99 942	1 145	988 006
<b>CHAD</b>				
263 Cotton	79 956	409 755	185 527	946 074
551 Essential Oils, Perfumes, And Flavour Materials	0	46	0	629
LAINNYA	0	0	0	0
SUB TOTAL	79 956	409 801	185 527	946 703



**I.6 IMPOR KOMODITI MENURUT NEGARA ASAL / IMPORT BY COUNTRY OF ORIGIN  
DAN LIMA GOLONGAN BARANG (SITC) UTAMA / AND FIVE MAJOR SITC COMMODITY GROUP  
\*\* JUNI / JUNE 2012 \*\***

Negara Asal/SITC/Uraian Golongan Barang <i>Country of Origin/SITC/group Description</i>	Berat Bersih / <i>Net Weight (Kg)</i>		Nilai CIF / <i>CIF Value (US\$)</i>	
	Bulan ini <i>Current month</i>	Kumulatif <i>Cum. Jan to date</i>	Bulan ini <i>Current month</i>	Kumulatif <i>Cum. Jan to date</i>
<b>DJIBOUTI</b>				
054 Vegetables, Fresh, Chilled, Frozen Or Simply Preserved	352 000	754 000	323 689	693 356
282 Waste And Scrap Metal Of Iron/steel	0	246 460	0	100 411
LAINNYA	0	0	0	0
<b>SUB TOTAL</b>	<b>352 000</b>	<b>1 000 460</b>	<b>323 689</b>	<b>793 767</b>
<b>SAINT HELENA</b>				
764 Telecommunication Equipments And Parts	39	39	126 000	126 000
695 Tools For Used In The Hand Or In Machines	0	7 800	0	21 459
653 Fabrics, Woven, Of Man-made Fibres	0	127	0	5 332
699 Manufactures Of Base Metals	4	4	587	587
629 Articles Of Rubbers	0	17	0	268
LAINNYA	1	29	1	90
<b>SUB TOTAL</b>	<b>44</b>	<b>8 016</b>	<b>126 588</b>	<b>153 736</b>
<b>SWAZILAND</b>				
745 Other Non-electical Machinery, Tools, And Mechanical Apparatus	15 756	155 655	19 588	1 742 778
741 Heating And Cooling Equipments And Parts	2	19 385	460	928 350
778 Electrical Machinery And Apparatus	0	495	0	228 081
716 Rotating Electric Plants And Parts	0	6 750	0	227 779
091 Margarine And Shortening	0	10 475	0	199 025
LAINNYA	5 673	41 698	100 579	338 354
<b>SUB TOTAL</b>	<b>21 431</b>	<b>234 458</b>	<b>120 627</b>	<b>3 664 367</b>
<b>SOUTH AFRICA</b>				
251 Pulp And Waste Paper	27 988 279	173 425 578	22 267 502	149 873 744
684 Alumunium	4 893 228	27 498 782	10 594 095	61 182 349
282 Waste And Scrap Metal Of Iron/steel	2 806 795	73 589 241	1 334 737	33 426 597
222 Oil Seeds Use For Extraction Ofsoft Fixed Vegetable Oils	31 526 260	31 861 510	17 312 961	17 701 851
057 Fruit And Nut; Fresh Or Dried	1 403 882	8 266 024	1 427 030	13 269 854
LAINNYA	5 785 208	37 851 322	10 870 220	77 383 880
<b>SUB TOTAL</b>	<b>74 403 652</b>	<b>352 492 457</b>	<b>63 806 545</b>	<b>352 838 275</b>
<b>ZIMBABWE</b>				
121 Tobacco, Unmanufactured And Refused	128 197	2 384 527	978 080	14 822 979
263 Cotton	0	4 075 117	0	8 848 709
074 Tea And Mate	22 180	282 940	21 071	272 544
LAINNYA	0	0	0	0
<b>SUB TOTAL</b>	<b>150 377</b>	<b>6 742 584</b>	<b>999 151</b>	<b>23 944 232</b>
<b>ZAMBIA</b>				
263 Cotton	102 633	2 163 569	237 578	4 723 162
121 Tobacco, Unmanufactured And Refused	0	2 200	0	21 142
LAINNYA	0	0	0	0
<b>SUB TOTAL</b>	<b>102 633</b>	<b>2 165 769</b>	<b>237 578</b>	<b>4 744 304</b>
<b>MALAWI</b>				
121 Tobacco, Unmanufactured And Refused	0	712 940	0	1 746 753
263 Cotton	0	91 799	0	224 541
074 Tea And Mate	0	23 420	0	23 186
LAINNYA	0	0	0	0
<b>SUB TOTAL</b>	<b>0</b>	<b>828 159</b>	<b>0</b>	<b>1 994 480</b>
<b>COMOROS</b>				
075 Spices	0	50 438	0	546 279
651 Textile Yarns	0	13	0	127
657 Special Yarns, textile Fabrics	13	13	86	86
641 Papers And Paperboards	0	2	0	15
LAINNYA	0	0	0	0
<b>SUB TOTAL</b>	<b>13</b>	<b>50 466</b>	<b>86</b>	<b>546 507</b>

**I.6 IMPOR KOMODITI MENURUT NEGARA ASAL / IMPORT BY COUNTRY OF ORIGIN  
DAN LIMA GOLONGAN BARANG (SITC) UTAMA / AND FIVE MAJOR SITC COMMODITY GROUP  
\*\* JUNI / JUNE 2012 \*\***

Negara Asal/SITC/Uraian Golongan Barang <i>Country of Origin/SITC/group Description</i>	Berat Bersih / <i>Net Weight (Kg)</i>		Nilai CIF / <i>CIF Value (US\$)</i>	
	Bulan ini <i>Current month</i>	Kumulatif <i>Cum. Jan to date</i>	Bulan ini <i>Current month</i>	Kumulatif <i>Cum. Jan to date</i>
<b>MAURITIUS</b>				
282 Waste And Scrap Metal Of Iron/steel	270 890	4 249 770	120 546	1 810 706
081 Feeding Stuff For Animals	264 160	790 810	256 849	757 774
845 Articles Of Apparel	1 358	9 244	50 644	332 011
721 Agricultural Machinery And Parts	0	19 368	0	65 418
844 Women's Coats/jackets, Knitted	211	1 382	7 505	48 271
LAINNYA	9 319	50 096	7 023	82 336
SUB TOTAL	545 938	5 120 670	442 567	3 096 516
<b>RWANDA</b>				
772 Electrical Apparatus For Making And Breaking Electrical Circuits	0	43	0	780
746 Ball Or Roller Bearings	0	12	0	206
771 Electric Power Machinery And Parts	0	1	0	30
LAINNYA	0	0	0	0
SUB TOTAL	0	56	0	1 016
<b>VIRGIN ISLANDS (BRITISH)</b>				
821 Furnitures And Parts	0	87 000	0	556 537
231 Natural Rubber Latex;natural Rubber And Similar Natural Gums	20 160	140 160	69 552	535 313
575 Other Plastics In Primary Forms	22 629	83 925	66 568	260 507
851 Footwears	5 734	24 649	53 045	214 912
657 Special Yarns,textile Fabrics	1 410	16 724	16 496	199 057
LAINNYA	1 947	53 574	45 980	408 736
SUB TOTAL	51 880	406 032	251 641	2 175 062
<b>AUSTRALIA</b>				
041 Wheat And Meslin, Unmilled	378 996 360	2 055 084 635	116 470 818	648 033 310
684 Alumunium	11 757 092	71 429 668	26 545 068	171 332 366
001 Live Animals Other Than Fish	11 496 992	58 140 778	31 555 733	166 168 899
682 Copper	3 668 067	16 741 462	30 064 209	137 621 288
263 Cotton	6 071 744	41 883 366	15 917 175	116 304 638
LAINNYA	511 158 148	1 989 091 244	247 726 351	1 213 347 426
SUB TOTAL	923 148 403	4 232 371 153	468 279 354	2 452 807 927
<b>NEW ZEALAND</b>				
022 Milk,cream, And Milk Products Other Than Butter Or Cheese	6 961 245	37 997 883	25 323 049	141 220 272
251 Pulp And Waste Paper	14 876 743	93 959 207	5 612 850	39 924 545
024 Cheese And Curds	992 007	6 026 073	4 001 598	25 161 209
011 Meat Of Bovine Animals Fresh, Chilled Or Frozen	1 411 014	5 391 092	5 731 118	22 458 004
023 Butter And Other Fats From Milk	1 105 222	5 001 362	4 328 386	21 728 667
LAINNYA	25 653 448	120 525 368	21 190 772	106 368 375
SUB TOTAL	50 999 679	268 900 985	66 187 773	356 861 072
<b>MICRONESIA, FED. STATES OF</b>				
292 Crude Vegetable Materials	0	1 686	0	5 270
057 Fruit And Nut; Fresh Or Dried	0	4	0	7
661 Lime,cement And Fabricated Construction Materials	0	3	0	6
LAINNYA	0	0	0	0
SUB TOTAL	0	1 693	0	5 283
<b>GUAM</b>				
846 Clothing Accessories Of Textiles Fabrics	0	6	0	662
LAINNYA	0	0	0	0
SUB TOTAL	0	6	0	662
<b>NAURU</b>				
699 Manufactures Of Base Metals	0	141	0	4 778
266 Synthetic Fibres Suitable For Spinning	0	100	0	1 946
LAINNYA	0	0	0	0
SUB TOTAL	0	241	0	6 724

**I.6 IMPOR KOMODITI MENURUT NEGARA ASAL / IMPORT BY COUNTRY OF ORIGIN  
DAN LIMA GOLONGAN BARANG (SITC) UTAMA / AND FIVE MAJOR SITC COMMODITY GROUP  
\*\* JUNI / JUNE 2012 \*\***

Negara Asal/SITC/Uraian Golongan Barang <i>Country of Origin/SITC/group Description</i>	Berat Bersih / <i>Net Weight (Kg)</i>		Nilai CIF / <i>CIF Value (US\$)</i>	
	Bulan ini <i>Current month</i>	Kumulatif <i>Cum. Jan to date</i>	Bulan ini <i>Current month</i>	Kumulatif <i>Cum. Jan to date</i>
<b>NEW CALEDONIA</b>				
723 Civil Engineering And Contractor Plants And Equipments/parts	0	707	0	7 399
269 Old Clothing And Other Old Textile Articles; Rags	0	166	0	1 437
874 Measuring, Checking, Analysing, And Controlling Instrument And Appar	0	60	0	1 294
898 Musical Instrument And Parts/accessories	0	4	0	96
LAINNYA	0	0	0	0
SUB TOTAL	0	937	0	10 226
<b>SAINT VINCENT AND THE GRENADINES</b>				
282 Waste And Scrap Metal Of Iron/steel	0	261 030	0	116 281
LAINNYA	0	0	0	0
SUB TOTAL	0	261 030	0	116 281
<b>BRITISH INDIAN OCEAN TERRITORY</b>				
575 Other Plastics In Primary Forms	0	20 000	0	40 000
513 Carboxylic Acids,and Their Anhydrides,halides,peroxides	0	4	0	882
884 Optical Goods	2	2	630	630
LAINNYA	0	0	0	0
SUB TOTAL	2	20 006	630	41 512
<b>AMERICAN SAMOA</b>				
712 Steam Or Other Generating Boilers And Parts	0	225 107	0	19 290 713
592 Starches, Inulin, And Wheat Glutenal Buminoidal Substances; Glues	18 007	52 227	124 337	410 711
723 Civil Engineering And Contractor Plants And Equipments/parts	0	57 106	0	333 304
263 Cotton	0	80 292	0	282 807
743 Pumps, Compressors, Fans, Blowers, Centrifuges, And Parts	0	429 630	0	259 452
LAINNYA	56 285	183 108	369 285	599 077
SUB TOTAL	74 292	1 027 470	493 622	21 176 064
<b>COOK ISLANDS</b>				
653 Fabrics, Woven, Of Man-made Fibres	1 408	1 408	21 578	21 578
LAINNYA	0	0	0	0
SUB TOTAL	1 408	1 408	21 578	21 578
<b>FIJI</b>				
282 Waste And Scrap Metal Of Iron/steel	0	298 370	0	131 283
081 Feeding Stuff For Animals	0	160 820	0	120 615
111 Non-alcoholic Beverages, Nes	0	92 000	0	96 105
251 Pulp And Waste Paper	0	223 870	0	59 326
034 Fish, Fresh, Chilled Or Frozen	0	30 200	0	47 409
LAINNYA	100	21 705	25 723	82 216
SUB TOTAL	100	826 965	25 723	536 954
<b>MARSHALL ISLANDS</b>				
793 Ships, Boats, And Floating Structures	0	5 208 000	0	4 700 000
759 Parts And Accessories For Machine Of Heading 751 Or 752	0	1	0	10
LAINNYA	0	0	0	0
SUB TOTAL	0	5 208 001	0	4 700 010
<b>SAMOA</b>				
773 Equipment For Distributing Electricity	0	8 855	0	83 206
571 Polymers Of Ethylene In Primary Forms	0	22 000	0	81 400
728 Other Machines And Equipment Specialized For Particular Industry	19	19	250	250
LAINNYA	0	0	0	0
SUB TOTAL	19	30 874	250	164 856
<b>SOLOMON ISLANDS</b>				
072 Cocoa	60 000	570 000	127 311	1 263 481
246 Wood In Chips Or Particles And Waste	0	4 835 327	0	457 849
LAINNYA	0	0	0	0
SUB TOTAL	60 000	5 405 327	127 311	1 721 330

**I.6 IMPOR KOMODITI MENURUT NEGARA ASAL / IMPORT BY COUNTRY OF ORIGIN  
DAN LIMA GOLONGAN BARANG (SITC) UTAMA / AND FIVE MAJOR SITC COMMODITY GROUP  
\*\* JUNI / JUNE 2012 \*\***

Negara Asal/SITC/Uraian Golongan Barang <i>Country of Origin/SITC/group Description</i>	Berat Bersih / <i>Net Weight (Kg)</i>		Nilai CIF / <i>CIF Value (US\$)</i>	
	Bulan ini <i>Current month</i>	Kumulatif <i>Cum. Jan to date</i>	Bulan ini <i>Current month</i>	Kumulatif <i>Cum. Jan to date</i>
<b>TONGA</b>				
773 Equipment For Distributing Electricity	0	1	0	33
694 Nails, Screws, Nuts, Bolts, Rivets Of Iron/steel Or Copper	0	1	0	1
LAINNYA	0	0	0	0
SUB TOTAL	0	2	0	34
<b>TUVALU</b>				
516 Other Organic Chemicals	0	180	0	602 244
784 Parts And Accessories Of The Motor Vehicles	0	14	0	393
LAINNYA	0	0	0	0
SUB TOTAL	0	194	0	602 637
<b>CHRISTMAS ISLANDS</b>				
562 Fertilizers, Manufactured	13 000 000	13 000 000	1 950 000	1 950 000
784 Parts And Accessories Of The Motor Vehicles	3	3	232	232
874 Measuring, Checking, Analysing, And Controlling Instrument And Appai	0	2	0	59
LAINNYA	0	0	0	0
SUB TOTAL	13 000 003	13 000 005	1 950 232	1 950 291
<b>U.S MINOR OUTLYING ISLAND</b>				
749 Non-electric Parts And Accessories Of Machinerics	0	45	0	723
LAINNYA	0	0	0	0
SUB TOTAL	0	45	0	723
<b>COCOS (KEELING) ISLANDS</b>				
764 Telecommunication Equipments And Parts	0	41	0	3 401
699 Manufactures Of Base Metals	0	6	0	578
735 Parts Of Machine Tools	0	3	0	290
676 Iron/steel Bars, Rods, Angels, Shaped And Sections	0	3	0	281
846 Clothing Accessories Of Textiles Fabrics	0	3	0	186
LAINNYA	0	5	0	210
SUB TOTAL	0	61	0	4 946
<b>TOKELAU</b>				
772 Electrical Apparatus For Making And Breaking Electrical Circuits	0	162	0	6 773
845 Articles Of Apparel	0	108	0	3 430
842 Women's Coats/jacket, Not Knitted	0	57	0	1 837
742 Pumps For Liquid And Parts	9	9	349	349
874 Measuring, Checking, Analysing, And Controlling Instrument And Appai	2	2	76	76
LAINNYA	0	1	0	2
SUB TOTAL	11	339	425	12 467
<b>EAST TIMOR</b>				
071 Coffee And Coffee Substitutes	21 560	69 560	70 240	287 923
282 Waste And Scrap Metal Of Iron/steel	0	39 540	0	16 607
223 Oil Seeds Use For Extraction Of Other Fixed Vegetable Oils	0	70 006	0	9 991
581 Tubes, Pipes, And Hoses Of Plastics	85	85	804	804
694 Nails, Screws, Nuts, Bolts, Rivets Of Iron/steel Or Copper	0	1	0	5
LAINNYA	0	0	0	0
SUB TOTAL	21 645	179 192	71 044	315 330
<b>UNITED STATES</b>				
792 Aircraft And Associated Equipments And Parts	270 767	1 910 795	280 652 023	1 702 148 383
222 Oil Seeds Use For Extraction Ofsoft Fixed Vegetable Oils	102 027 406	823 123 067	62 508 109	464 117 246
723 Civil Engineering And Contractor Plants And Equipments/parts	3 263 055	14 864 916	49 045 935	211 702 631
081 Feeding Stuff For Animals	61 143 801	350 122 631	32 747 398	182 643 954
782 Motor Vehicle For The Transportation Of Goods	1 099 107	9 681 111	16 473 180	156 943 055
LAINNYA	377 141 699	1 627 303 736	625 209 602	3 095 726 299
SUB TOTAL	544 945 835	2 827 006 256	1 066 636 247	5 813 281 568

**I.6 IMPOR KOMODITI MENURUT NEGARA ASAL / IMPORT BY COUNTRY OF ORIGIN  
DAN LIMA GOLONGAN BARANG (SITC) UTAMA / AND FIVE MAJOR SITC COMMODITY GROUP  
\*\* JUNI / JUNE 2012 \*\***

Negara Asal/SITC/Uraian Golongan Barang <i>Country of Origin/SITC/group Description</i>	Berat Bersih / <i>Net Weight (Kg)</i>		Nilai CIF / <i>CIF Value (US\$)</i>	
	Bulan ini <i>Current month</i>	Kumulatif <i>Cum. Jan to date</i>	Bulan ini <i>Current month</i>	Kumulatif <i>Cum. Jan to date</i>
<b>CANADA</b>				
562 Fertilizers, Manufactured	213 161 000	826 754 892	103 250 976	411 222 903
041 Wheat And Meslin, Unmilled	139 536 660	510 623 741	55 797 910	210 574 394
251 Pulp And Waste Paper	37 486 643	164 795 245	23 931 303	106 993 058
792 Aircraft And Associated Equipments And Parts	3 339	52 259	8 907 369	72 892 825
081 Feeding Stuff For Animals	4 201 737	21 709 380	2 251 555	11 865 032
LAINNYA	9 119 069	41 968 550	29 565 123	125 801 887
<b>SUB TOTAL</b>	<b>403 508 448</b>	<b>1 565 904 067</b>	<b>223 704 236</b>	<b>939 350 099</b>
<b>MEXICO</b>				
764 Telecommunication Equipments And Parts	46 982	295 552	20 298 319	144 443 535
579 Waste And Scrap Of Plastics	4 061 706	21 093 303	3 283 040	19 337 701
752 Automatic Data Processing Machines And Their Units	3 405	35 545	866 920	8 613 763
722 Tractors	87 281	798 240	860 147	6 584 585
743 Pumps, Compressors, Fans, Blowers, Centrifuges, And Parts	66 052	400 923	1 073 320	5 995 296
LAINNYA	5 285 003	16 327 615	9 605 836	55 006 021
<b>SUB TOTAL</b>	<b>9 550 429</b>	<b>38 951 178</b>	<b>35 987 582</b>	<b>239 980 901</b>
<b>GUATEMALA</b>				
071 Coffee And Coffee Substitutes	0	120 750	0	537 338
724 Textile/leather Machinery And Parts	0	20 032	0	99 114
651 Textile Yarns	0	7 040	0	71 290
845 Articles Of Apparel	109	2 625	3 815	57 890
579 Waste And Scrap Of Plastics	0	80 100	0	25 559
LAINNYA	2 460	3 898	16 373	41 053
<b>SUB TOTAL</b>	<b>2 569</b>	<b>234 445</b>	<b>20 188</b>	<b>832 244</b>
<b>HONDURAS</b>				
282 Waste And Scrap Metal Of Iron/steel	0	1 301 028	0	546 793
579 Waste And Scrap Of Plastics	0	690 765	0	235 592
269 Old Clothing And Other Old Textile Articles; Rags	0	121 407	0	85 881
845 Articles Of Apparel	45	976	3 130	73 672
655 Knitted Or Crocheted Fabrics	0	1 230	0	34 220
LAINNYA	21	149	526	4 974
<b>SUB TOTAL</b>	<b>66</b>	<b>2 115 555</b>	<b>3 656</b>	<b>981 132</b>
<b>NICARAGUA</b>				
771 Electric Power Machinery And Parts	0	46 975	0	657 934
121 Tobacco, Unmanufactured And Refused	0	15 405	0	439 043
752 Automatic Data Processing Machines And Their Units	0	1 439	0	102 505
845 Articles Of Apparel	0	777	0	47 224
621 Materials Of Rubber	73	385	1 419	5 245
LAINNYA	0	58	0	3 712
<b>SUB TOTAL</b>	<b>73</b>	<b>65 039</b>	<b>1 419</b>	<b>1 255 663</b>
<b>PANAMA</b>				
793 Ships, Boats, And Floating Structures	7 547 000	22 336 000	8 153 200	106 965 700
282 Waste And Scrap Metal Of Iron/steel	3 771 779	5 804 258	1 670 888	2 535 209
081 Feeding Stuff For Animals	0	3 290 500	0	1 231 726
288 Non-ferrous Base Metal Waste And Scraps	0	40 760	0	68 415
699 Manufactures Of Base Metals	3 348	3 348	29 948	29 948
LAINNYA	3	294	111	17 724
<b>SUB TOTAL</b>	<b>11 322 130</b>	<b>31 475 160</b>	<b>9 854 147</b>	<b>110 848 722</b>
<b>CUBA</b>				
542 Medicaments, Including Veterinary Medicaments	50	381	91 728	764 127
282 Waste And Scrap Metal Of Iron/steel	0	290 390	0	130 966
121 Tobacco, Unmanufactured And Refused	0	5 118	0	28 037
112 Alcoholic Beverages	269	875	845	2 736
LAINNYA	0	0	0	0
<b>SUB TOTAL</b>	<b>319</b>	<b>296 764</b>	<b>92 573</b>	<b>925 866</b>

**I.6 IMPOR KOMODITI MENURUT NEGARA ASAL / IMPORT BY COUNTRY OF ORIGIN  
DAN LIMA GOLONGAN BARANG (SITC) UTAMA / AND FIVE MAJOR SITC COMMODITY GROUP  
\*\* JUNI / JUNE 2012 \*\***

Negara Asal/SITC/Uraian Golongan Barang <i>Country of Origin/SITC/group Description</i>	Berat Bersih / <i>Net Weight (Kg)</i>		Nilai CIF / <i>CIF Value (US\$)</i>	
	Bulan ini <i>Current month</i>	Kumulatif <i>Cum. Jan to date</i>	Bulan ini <i>Current month</i>	Kumulatif <i>Cum. Jan to date</i>
<b>SURINAME</b>				
282 Waste And Scrap Metal Of Iron/steel	694 184	3 324 625	285 123	1 376 434
892 Printed Matter	0	8	0	384
629 Articles Of Rubbers	2	2	341	341
LAINNYA	0	0	0	0
<b>SUB TOTAL</b>	<b>694 186</b>	<b>3 324 635</b>	<b>285 464</b>	<b>1 377 159</b>
<b>CHILE</b>				
682 Copper	799 538	5 487 977	6 694 237	44 207 038
281 Iron Ore And Concentrates	147 676 000	147 676 000	28 998 140	28 998 140
251 Pulp And Waste Paper	3 614 943	21 364 497	2 360 244	19 652 602
057 Fruit And Nut; Fresh Or Dried	2 089 374	8 098 363	4 713 626	18 543 452
282 Waste And Scrap Metal Of Iron/steel	2 592 035	11 404 694	1 202 380	5 105 708
LAINNYA	2 943 403	22 521 605	3 827 210	23 612 594
<b>SUB TOTAL</b>	<b>159 715 293</b>	<b>216 553 136</b>	<b>47 795 837</b>	<b>140 119 534</b>
<b>VENEZUELA</b>				
541 Medicinal And Pharmaceutical Products	1 002	2 851	45 127	132 871
699 Manufactures Of Base Metals	0	39 600	0	59 400
747 Taps, Cocks, And Valves For Pipes	0	1 162	0	44 639
728 Other Machines And Equipment Specialized For Particular Industry	0	1 830	0	15 300
778 Electrical Machinery And Apparatus	0	9 288	0	13 879
LAINNYA	1	25	81	9 536
<b>SUB TOTAL</b>	<b>1 003</b>	<b>54 756</b>	<b>45 208</b>	<b>275 625</b>
<b>ARGENTINA</b>				
081 Feeding Stuff For Animals	390 071 269	1 217 037 777	192 954 157	533 400 342
679 Tubes, Pipes, Hollow Profile, Pipe Fitting Of Iron/steel	8 909 136	33 348 570	12 648 224	55 424 503
044 Maize, Unmilled	25 998 478	70 777 802	7 913 517	21 707 642
263 Cotton	675 246	7 633 358	761 440	14 662 487
022 Milk, cream, And Milk Products Other Than Butter Or Cheese	700 000	2 775 000	2 738 273	10 817 977
LAINNYA	2 671 358	10 156 575	7 688 616	25 791 041
<b>SUB TOTAL</b>	<b>429 025 487</b>	<b>1 341 729 082</b>	<b>224 704 227</b>	<b>661 803 992</b>
<b>BRAZIL</b>				
263 Cotton	11 409 334	71 804 874	26 583 881	193 624 820
281 Iron Ore And Concentrates	0	586 260 238	0	131 786 362
672 Ingots And Other Iron/steel In Primary Forms	10 135 422	200 146 776	6 457 251	126 818 513
081 Feeding Stuff For Animals	29 488 849	103 574 913	14 547 316	46 272 394
061 Sugar, Molasses, And Honey	0	44 000 000	0	29 815 479
LAINNYA	16 935 825	101 272 277	58 789 272	216 927 543
<b>SUB TOTAL</b>	<b>67 969 430</b>	<b>1 107 059 078</b>	<b>106 377 720</b>	<b>745 245 111</b>
<b>COLOMBIA</b>				
591 Disinfectants, Insecticides, And Fungicides Put In Forms	288 000	351 808	1 372 931	1 836 771
325 Coke And Semi Coke Of Coal/lignite/peat	672 928	3 009 565	285 995	1 279 018
575 Other Plastics In Primary Forms	18 358	216 358	73 337	900 174
334 Petroleum Products, Refined	0	136 800	0	837 010
513 Carboxylic Acids, and Their Anhydrides, halides, peroxides	20 000	297 200	34 000	737 136
LAINNYA	775	266 608	21 997	1 358 286
<b>SUB TOTAL</b>	<b>1 000 061</b>	<b>4 278 339</b>	<b>1 788 260</b>	<b>6 948 395</b>
<b>BOLIVIA</b>				
689 Miscellaneous Non-ferrous Basemetals Employed In Metallurgy	0	36 906	0	411 233
611 Leathers	0	14 500	0	138 489
522 Inorganic Chemical Elements, Oxides And Halogen Salts	0	72 000	0	78 000
248 Wood, simply Worked And Railway Sleeper Of Wood	21 864	21 864	30 341	30 341
057 Fruit And Nut; Fresh Or Dried	0	210	0	6 939
LAINNYA	0	106	0	4 416
<b>SUB TOTAL</b>	<b>21 864</b>	<b>145 586</b>	<b>30 341</b>	<b>669 418</b>
<b>URUGUAY</b>				
251 Pulp And Waste Paper	1 479 888	6 974 763	943 531	4 038 977
679 Tubes, Pipes, Hollow Profile, Pipe Fitting Of Iron/steel	4 608	681 920	12 242	1 766 096
248 Wood, simply Worked And Railway Sleeper Of Wood	115 053	1 277 693	69 949	699 737

**I.6 IMPOR KOMODITI MENURUT NEGARA ASAL / IMPORT BY COUNTRY OF ORIGIN  
DAN LIMA GOLONGAN BARANG (SITC) UTAMA / AND FIVE MAJOR SITC COMMODITY GROUP  
\*\* JUNI / JUNE 2012 \*\***

Negara Asal/SITC/Uraian Golongan Barang <i>Country of Origin/SITC/group Description</i>	Berat Bersih / <i>Net Weight (Kg)</i>		Nilai CIF / <i>CIF Value (US\$)</i>	
	Bulan ini <i>Current month</i>	Kumulatif <i>Cum. Jan to date</i>	Bulan ini <i>Current month</i>	Kumulatif <i>Cum. Jan to date</i>
288 Non-ferrous Base Metal Waste And Scraps	50 844	151 729	91 647	273 557
598 Miscellaneous Chemical Products	0	62 404	0	187 986
LAINNYA	584 368	1 075 245	213 770	617 725
<b>SUB TOTAL</b>	<b>2 234 761</b>	<b>10 223 754</b>	<b>1 331 139</b>	<b>7 584 078</b>
<b>PARAGUAY</b>				
081 Feeding Stuff For Animals	8 100 000	8 100 000	4 124 520	4 124 520
611 Leathers	138 211	138 211	175 085	175 085
551 Essential Oils, Perfumes, And Flavour Materials	2	1 084	36	42 639
121 Tobacco, Unmanufactured And Refused	0	18 517	0	34 428
633 Cork Manufactures	0	18 500	0	9 130
LAINNYA	0	0	0	0
<b>SUB TOTAL</b>	<b>8 238 213</b>	<b>8 276 312</b>	<b>4 299 641</b>	<b>4 385 802</b>
<b>ECUADOR</b>				
071 Coffee And Coffee Substitutes	0	155 000	0	1 333 000
121 Tobacco, Unmanufactured And Refused	0	18 581	0	502 253
081 Feeding Stuff For Animals	100 220	309 382	156 343	425 006
743 Pumps, Compressors, Fans, Blowers, Centrifuges, And Parts	202	8 996	7 627	244 356
072 Cocoa	0	50 094	0	120 576
LAINNYA	48 019	431 452	82 254	604 587
<b>SUB TOTAL</b>	<b>148 441</b>	<b>973 505</b>	<b>246 224</b>	<b>3 229 778</b>
<b>PERU</b>				
081 Feeding Stuff For Animals	1 306 800	11 527 973	1 838 306	15 357 711
057 Fruit And Nut; Fresh Or Dried	0	6 795 952	0	14 973 750
562 Fertilizers, Manufactured	0	25 000 000	0	4 125 000
411 Animal Oils And Fats	0	1 559 115	0	2 421 250
523 Metallicsalts And Peroxysalts	120 000	432 000	319 200	1 096 800
LAINNYA	200 010	803 750	608 934	1 580 305
<b>SUB TOTAL</b>	<b>1 626 810</b>	<b>46 118 790</b>	<b>2 766 440</b>	<b>39 554 816</b>
<b>GUYANA</b>				
282 Waste And Scrap Metal Of Iron/steel	102 545	1 518 055	44 710	673 068
278 Other Crude Minerals	0	249 628	0	150 790
LAINNYA	0	0	0	0
<b>SUB TOTAL</b>	<b>102 545</b>	<b>1 767 683</b>	<b>44 710</b>	<b>823 858</b>
<b>TRINIDAD AND TOBAGO</b>				
282 Waste And Scrap Metal Of Iron/steel	395 419	3 497 932	173 145	1 460 945
251 Pulp And Waste Paper	0	100 550	0	30 165
775 Household Type, Electrical/non-electrical Equipments	0	3 900	0	18 626
692 Metal Containers For Storage And Transportations	0	3 369	0	5 577
874 Measuring, Checking, Analysing, And Controlling Instrument And Apparatus	0	5	0	316
LAINNYA	0	2	0	5
<b>SUB TOTAL</b>	<b>395 419</b>	<b>3 605 758</b>	<b>173 145</b>	<b>1 515 634</b>
<b>BAHAMAS</b>				
282 Waste And Scrap Metal Of Iron/steel	19 890	186 480	9 010	84 000
112 Alcoholic Beverages	108	2 587	555	15 179
784 Parts And Accessories Of The Motor Vehicles	0	20	0	714
LAINNYA	0	0	0	0
<b>SUB TOTAL</b>	<b>19 998</b>	<b>189 087</b>	<b>9 565</b>	<b>99 893</b>
<b>JAMAICA</b>				
282 Waste And Scrap Metal Of Iron/steel	800 010	1 070 140	355 588	469 043
288 Non-ferrous Base Metal Waste And Scraps	18 800	125 470	31 020	211 203
112 Alcoholic Beverages	2 907	3 183	14 048	18 194
778 Electrical Machinery And Apparatus	0	5	0	171
846 Clothing Accessories Of Textiles Fabrics	0	2	0	153
LAINNYA	0	0	0	0
<b>SUB TOTAL</b>	<b>821 717</b>	<b>1 198 800</b>	<b>400 656</b>	<b>698 764</b>
<b>PUERTO RICO</b>				
515 Organo-inorganic And Heterocyclic Compounds	42	104	845 000	2 015 000
541 Medicinal And Pharmaceutical Products	846	2 100	406 142	1 179 739

**I.6 IMPOR KOMODITI MENURUT NEGARA ASAL / IMPORT BY COUNTRY OF ORIGIN  
DAN LIMA GOLONGAN BARANG (SITC) UTAMA / AND FIVE MAJOR SITC COMMODITY GROUP  
\*\* JUNI / JUNE 2012 \*\***

Negara Asal/SITC/Uraian Golongan Barang <i>Country of Origin/SITC/group Description</i>	Berat Bersih / <i>Net Weight (Kg)</i>		Nilai CIF / <i>CIF Value (US\$)</i>	
	Bulan ini <i>Current month</i>	Kumulatif <i>Cum. Jan to date</i>	Bulan ini <i>Current month</i>	Kumulatif <i>Cum. Jan to date</i>
282 Waste And Scrap Metal Of Iron/steel	610 990	2 600 189	257 934	1 023 438
542 Medicaments, Including Veterinary Medicaments	235	2 078	93 949	929 741
514 Nitrogen-function Compounds	0	50	0	260 708
LAINNYA	10 546	28 946	99 079	526 924
<b>SUB TOTAL</b>	<b>622 659</b>	<b>2 633 467</b>	<b>1 702 104</b>	<b>5 935 550</b>
<b>BELIZE</b>				
263 Cotton	0	326 309	0	720 325
652 Cotton Fabrics, Woven	0	5 596	0	133 253
554 Soap,cleansing And Polishing Preparations	0	2 725	0	11 928
694 Nails, Screws, Nuts, Bolts, Rivets Of Iron/steel Or Copper	1	1	88	88
598 Miscellaneous Chemical Products	16	16	47	47
LAINNYA	0	0	0	0
<b>SUB TOTAL</b>	<b>17</b>	<b>334 647</b>	<b>135</b>	<b>865 641</b>
<b>DOMINICAN REPUBLIC</b>				
282 Waste And Scrap Metal Of Iron/steel	1 097 630	3 879 995	480 085	1 688 563
121 Tobacco, Unmanufactured And Refused	0	33 325	0	643 990
641 Papers And Paperboards	5 835	5 835	30 528	30 528
772 Electrical Apparatus For Making And Breaking Electrical Circuits	192	203	10 470	12 184
784 Parts And Accessories Of The Motor Vehicles	68	153	4 536	8 870
LAINNYA	137	222	20 694	29 426
<b>SUB TOTAL</b>	<b>1 103 862</b>	<b>3 919 733</b>	<b>546 313</b>	<b>2 413 561</b>
<b>EL SALVADOR</b>				
121 Tobacco, Unmanufactured And Refused	13 490	39 575	218 028	578 915
282 Waste And Scrap Metal Of Iron/steel	113 509	1 306 528	50 739	528 282
845 Articles Of Apparel	570	960	1 666	20 860
655 Knitted Or Crocheted Fabrics	1 224	1 600	13 153	16 938
764 Telecommunication Equipments And Parts	0	12	0	5 839
LAINNYA	80	117	1 330	4 415
<b>SUB TOTAL</b>	<b>128 873</b>	<b>1 348 792</b>	<b>284 916</b>	<b>1 155 249</b>
<b>COSTA RICA</b>				
759 Parts And Accessories For Machine Of Heading 751 Or 752	171	4 139	110 146	1 535 800
611 Leathers	0	23 224	0	535 480
282 Waste And Scrap Metal Of Iron/steel	209 081	524 081	89 487	223 257
223 Oil Seeds Use For Extraction Of Other Fixed Vegetable Oils	0	957	0	193 463
288 Non-ferrous Base Metal Waste And Scraps	0	84 055	0	147 868
LAINNYA	3 584	24 269	137 342	370 862
<b>SUB TOTAL</b>	<b>212 836</b>	<b>660 725</b>	<b>336 975</b>	<b>3 006 730</b>
<b>HAITI</b>				
282 Waste And Scrap Metal Of Iron/steel	2 666 440	5 763 190	1 189 224	2 561 817
288 Non-ferrous Base Metal Waste And Scraps	0	18 240	0	32 832
845 Articles Of Apparel	0	120	0	7 547
551 Essential Oils, Perfumes, And Flavour Materials	0	20	0	2 261
655 Knitted Or Crocheted Fabrics	0	19	0	165
LAINNYA	0	0	0	0
<b>SUB TOTAL</b>	<b>2 666 440</b>	<b>5 781 589</b>	<b>1 189 224</b>	<b>2 604 622</b>
<b>BARBADOS</b>				
282 Waste And Scrap Metal Of Iron/steel	632 700	1 576 240	279 373	695 448
874 Measuring, Checking, Analysing, And Controlling Instrument And Appai	0	4	0	310
112 Alcoholic Beverages	45	45	232	232
LAINNYA	0	0	0	0
<b>SUB TOTAL</b>	<b>632 745</b>	<b>1 576 289</b>	<b>279 605</b>	<b>695 990</b>
<b>ANTIGUA AND BARBUDA</b>				
793 Ships, Boats, And Floating Structures	0	5 092 000	0	1 019 525
282 Waste And Scrap Metal Of Iron/steel	0	100 550	0	44 946
764 Telecommunication Equipments And Parts	0	107	0	7 173
771 Electric Power Machinery And Parts	0	15	0	1 985
749 Non-electric Parts And Accessories Of Machineries	0	644	0	1 170
LAINNYA	0	3	0	432
<b>SUB TOTAL</b>	<b>0</b>	<b>5 193 319</b>	<b>0</b>	<b>1 075 231</b>



**I.6 IMPOR KOMODITI MENURUT NEGARA ASAL / IMPORT BY COUNTRY OF ORIGIN  
DAN LIMA GOLONGAN BARANG (SITC) UTAMA / AND FIVE MAJOR SITC COMMODITY GROUP  
\*\* JUNI / JUNE 2012 \*\***

Negara Asal/SITC/Uraian Golongan Barang <i>Country of Origin/SITC/group Description</i>	Berat Bersih / <i>Net Weight (Kg)</i>		Nilai CIF / <i>CIF Value (US\$)</i>	
	Bulan ini <i>Current month</i>	Kumulatif <i>Cum. Jan to date</i>	Bulan ini <i>Current month</i>	Kumulatif <i>Cum. Jan to date</i>
<b>ARUBA</b>				
335 Residual Petroleum Products, And Related Materials	0	48 983 229	0	5 792 267
LAINNYA	0	0	0	0
SUB TOTAL	0	48 983 229	0	5 792 267
<b>BERMUDA</b>				
342 Liquefied Propane And Butane	14 549 387	14 549 387	12 635 429	12 635 429
793 Ships, Boats, And Floating Structures	2 421 000	5 313 000	6 381 300	8 781 300
112 Alcoholic Beverages	0	38	0	319
LAINNYA	0	0	0	0
SUB TOTAL	16 970 387	19 862 425	19 016 729	21 417 048
<b>CAPE VERDE</b>				
621 Materials Of Rubber	0	251	0	2 451
LAINNYA	0	0	0	0
SUB TOTAL	0	251	0	2 451
<b>CAYMAN ISLANDS</b>				
872 Medical Instruments And Appliances	794	794	21 000	21 000
714 Engines And Motors, Non-electric And Parts	0	2	0	15 163
742 Pumps For Liquid And Parts	0	30	0	3 318
694 Nails, Screws, Nuts, Bolts, Rivets Of Iron/steel Or Copper	0	6	0	675
232 Synthetic Rubber Latex, Synthetic/reclaimed Rubber	0	54	0	50
LAINNYA	0	0	0	0
SUB TOTAL	794	886	21 000	40 206
<b>DOMINICA</b>				
845 Articles Of Apparel	0	4	0	296
LAINNYA	0	0	0	0
SUB TOTAL	0	4	0	296
<b>FALKLAND ISLANDS</b>				
772 Electrical Apparatus For Making And Breaking Electrical Circuits	0	104	0	3 407
LAINNYA	0	0	0	0
SUB TOTAL	0	104	0	3 407
<b>FRENCH POLYNESIA</b>				
629 Articles Of Rubbers	0	8 305	0	61 901
291 Crude Animal Materials	0	18 615	0	9 308
LAINNYA	0	0	0	0
SUB TOTAL	0	26 920	0	71 209
<b>GREENLAND</b>				
036 Crustaceans, Molluscs, And Aquatic Invertebrates	19 800	518 915	61 935	2 249 362
LAINNYA	0	0	0	0
SUB TOTAL	19 800	518 915	61 935	2 249 362
<b>GRENADA</b>				
884 Optical Goods	0	3	0	900
LAINNYA	0	0	0	0
SUB TOTAL	0	3	0	900
<b>MARTINIQUE</b>				
651 Textile Yarns	0	1 695	0	13 162
LAINNYA	0	0	0	0
SUB TOTAL	0	1 695	0	13 162
<b>NETHERLANDS ANTILLES</b>				
728 Other Machines And Equipment Specialized For Particular Industry	0	3 970	0	393 832
723 Civil Engineering And Contractor Plants And Equipments/parts	0	52 693	0	116 303
641 Papers And Paperboards	669	17 736	6 129	50 254

**I.6 IMPOR KOMODITI MENURUT NEGARA ASAL / IMPORT BY COUNTRY OF ORIGIN  
DAN LIMA GOLONGAN BARANG (SITC) UTAMA / AND FIVE MAJOR SITC COMMODITY GROUP  
\*\* JUNI / JUNE 2012 \*\***

Negara Asal/SITC/Uraian Golongan Barang <i>Country of Origin/SITC/group Description</i>	Berat Bersih / <i>Net Weight (Kg)</i>		Nilai CIF / <i>CIF Value (US\$)</i>	
	Bulan ini <i>Current month</i>	Kumulatif <i>Cum. Jan to date</i>	Bulan ini <i>Current month</i>	Kumulatif <i>Cum. Jan to date</i>
112 Alcoholic Beverages	0	3 382	0	42 974
642 Paper And Paperboard Cut To Size/shape And Article Of Papers	0	1 176	0	14 297
LAINNYA	0	2 897	0	27 898
SUB TOTAL	669	81 854	6 129	645 558
<b>NORFOLK ISLANDS</b>				
598 Miscellaneous Chemical Products	0	52 800	0	303 444
LAINNYA	0	0	0	0
SUB TOTAL	0	52 800	0	303 444
<b>SAINT LUCIA</b>				
282 Waste And Scrap Metal Of Iron/steel	0	157 160	0	72 294
288 Non-ferrous Base Metal Waste And Scraps	15 760	15 760	26 004	26 004
LAINNYA	0	0	0	0
SUB TOTAL	15 760	172 920	26 004	98 298
<b>TURKS AND CAICOS ISLANDS</b>				
121 Tobacco, Unmanufactured And Refused	0	80	0	1 446
LAINNYA	0	0	0	0
SUB TOTAL	0	80	0	1 446
<b>GUADELOUPE</b>				
251 Pulp And Waste Paper	0	50 260	0	10 924
LAINNYA	0	0	0	0
SUB TOTAL	0	50 260	0	10 924
<b>SAINT KITTS AND NEVIS</b>				
695 Tools For Used In The Hand Or In Machines	0	8	0	2 174
LAINNYA	0	0	0	0
SUB TOTAL	0	8	0	2 174
<b>UNITED KINGDOM</b>				
782 Motor Vehicle For The Transportation Of Goods	1 024 968	7 651 405	11 450 412	88 934 325
744 Mechanical Handling Equipments And Parts	2 855 165	3 202 933	49 144 504	51 305 583
282 Waste And Scrap Metal Of Iron/steel	3 924 040	81 856 584	1 788 619	37 624 301
781 Passenger Motor Cars	221 687	1 835 503	4 557 205	37 301 495
716 Rotating Electric Plants And Parts	473 990	3 147 725	6 544 064	35 630 707
LAINNYA	46 802 123	279 956 152	88 130 052	450 986 318
SUB TOTAL	55 301 973	377 650 302	161 614 856	701 782 729
<b>NETHERLANDS</b>				
022 Milk,cream, And Milk Products Other Than Butter Or Cheese	3 287 856	18 952 033	9 268 868	52 650 778
782 Motor Vehicle For The Transportation Of Goods	590 440	5 071 197	5 912 149	51 143 250
874 Measuring, Checking, Analysing, And Controlling Instrument And Appai	11 021	78 342	16 486 284	19 925 014
898 Musical Instrument And Parts/accessories	178	4 395	820 178	17 006 400
695 Tools For Used In The Hand Or In Machines	260 702	607 371	13 094 389	15 474 605
LAINNYA	36 538 057	145 628 847	58 931 448	308 752 949
SUB TOTAL	40 688 254	170 342 185	104 513 316	464 952 996
<b>FRANCE</b>				
792 Aircraft And Associated Equipments And Parts	7 268	342 322	1 821 085	189 549 212
251 Pulp And Waste Paper	14 958 166	98 559 161	7 972 337	60 347 009
723 Civil Engineering And Contractor Plants And Equipments/parts	568 825	4 577 665	6 727 936	60 294 417
022 Milk,cream, And Milk Products Other Than Butter Or Cheese	2 745 498	12 797 997	6 356 823	30 844 939
679 Tubes, Pipes, Hollow Profile, Pipe Fitting Of Iron/steel	4 569 566	16 293 548	8 137 217	30 657 363
LAINNYA	12 305 104	111 340 177	99 308 349	473 685 808
SUB TOTAL	35 154 427	243 910 870	130 323 747	845 378 748
<b>GERMANY, FED. REP. OF</b>				
728 Other Machines And Equipment Specialized For Particular Industry	371 343	3 848 184	18 104 327	131 513 183
784 Parts And Accessories Of The Motor Vehicles	1 072 357	6 057 235	15 831 803	85 768 378

**I.6 IMPOR KOMODITI MENURUT NEGARA ASAL / IMPORT BY COUNTRY OF ORIGIN  
DAN LIMA GOLONGAN BARANG (SITC) UTAMA / AND FIVE MAJOR SITC COMMODITY GROUP  
\*\* JUNI / JUNE 2012 \*\***

Negara Asal/SITC/Uraian Golongan Barang <i>Country of Origin/SITC/group Description</i>	Berat Bersih / <i>Net Weight (Kg)</i>		Nilai CIF / <i>CIF Value (US\$)</i>	
	Bulan ini <i>Current month</i>	Kumulatif <i>Cum. Jan to date</i>	Bulan ini <i>Current month</i>	Kumulatif <i>Cum. Jan to date</i>
744 Mechanical Handling Equipments And Parts	2 421 607	12 021 467	13 585 691	74 724 993
724 Textile/leather Machinery And Parts	656 995	3 719 592	11 430 192	66 234 029
776 Thermionic, Cold Cathode, And Photo Cathode Valves/tubes	20 926	81 407	16 155 475	64 366 157
LAINNYA	42 655 629	385 063 938	213 707 751	1 427 598 909
SUB TOTAL	47 198 857	410 791 823	288 815 239	1 850 205 649
<b>AUSTRIA</b>				
776 Thermionic, Cold Cathode, And Photo Cathode Valves/tubes	11 443	86 238	6 914 187	44 053 879
641 Papers And Paperboards	582 613	6 545 119	1 495 979	12 257 910
728 Other Machines And Equipment Specialized For Particular Industry	142 084	376 876	3 633 814	10 487 266
724 Textile/leather Machinery And Parts	1 394	307 952	258 415	8 211 469
744 Mechanical Handling Equipments And Parts	22 651	899 994	239 028	7 858 166
LAINNYA	1 423 214	14 564 760	14 836 652	83 502 065
SUB TOTAL	2 183 399	22 780 939	27 378 075	166 370 755
<b>BELGIUM</b>				
515 Organo-inorganic And Heterocyclic Compounds	2 124 974	11 185 383	8 017 940	45 526 398
741 Heating And Cooling Equipments And Parts	386 746	496 961	10 356 030	14 727 040
022 Milk,cream, And Milk Products Other Than Butter Or Cheese	1 097 000	4 346 000	3 329 225	13 513 969
743 Pumps, Compressors, Fans, Blowers, Centrifuges, And Parts	76 324	432 147	2 561 943	11 883 919
282 Waste And Scrap Metal Of Iron/steel	520 300	24 992 910	241 679	11 461 168
LAINNYA	25 188 321	116 580 737	41 230 742	227 388 414
SUB TOTAL	29 393 665	158 034 138	65 737 559	324 500 908
<b>SWITZERLAND</b>				
714 Engines And Motors, Non-electric And Parts	21 332	41 241	13 617 055	29 009 970
542 Medicaments, Including Veterinary Medicaments	23 498	101 422	3 158 567	22 417 942
724 Textile/leather Machinery And Parts	65 344	1 835 253	1 656 312	16 926 386
541 Medicinal And Pharmaceutical Products	87 482	304 473	2 594 717	16 486 869
551 Essential Oils, Perfumes, And Flavour Materials	53 662	525 917	1 694 224	14 621 406
LAINNYA	4 057 827	18 146 730	38 701 680	170 172 615
SUB TOTAL	4 309 145	20 955 036	61 422 555	269 635 188
<b>LUXEMBOURG</b>				
657 Special Yarns, textile Fabrics	3 443	59 783	44 492	563 178
741 Heating And Cooling Equipments And Parts	22 732	24 517	499 442	540 555
677 Rail/railway And Tractor Construction Of Iron/steel Materials	5 172	433 896	6 622	488 383
598 Miscellaneous Chemical Products	9 036	1 088 216	49 132	282 143
764 Telecommunication Equipments And Parts	0	108	0	193 724
LAINNYA	29 756	170 920	278 204	923 806
SUB TOTAL	70 139	1 777 440	877 892	2 991 789
<b>MONACO</b>				
775 Household Type, Electrical/non-electrical Equipments	0	4 166	0	114 750
652 Cotton Fabrics, Woven	0	7 112	0	57 871
851 Footwears	0	2 638	0	38 501
553 Perfumery, Cosmetics, And Toilet Preparations	259	703	15 556	38 159
541 Medicinal And Pharmaceutical Products	69	606	758	8 714
LAINNYA	191	680	2 095	18 892
SUB TOTAL	519	15 905	18 409	276 887
<b>DENMARK</b>				
542 Medicaments, Including Veterinary Medicaments	4 759	33 262	2 220 218	14 380 758
793 Ships, Boats, And Floating Structures	243	14 203 534	34 202	9 435 750
022 Milk,cream, And Milk Products Other Than Butter Or Cheese	444 975	1 754 420	2 086 758	8 606 474
728 Other Machines And Equipment Specialized For Particular Industry	10 708	125 218	342 071	3 373 448
741 Heating And Cooling Equipments And Parts	14 745	64 844	476 929	2 861 874
LAINNYA	1 028 259	11 128 421	7 191 764	36 960 160
SUB TOTAL	1 503 689	27 309 699	12 351 942	75 618 464
<b>NORWAY</b>				
562 Fertilizers, Manufactured	10 304 175	87 160 328	5 813 009	50 612 790
723 Civil Engineering And Contractor Plants And Equipments/parts	618 567	686 263	14 268 406	15 965 411
718 Other Power Generating Machines And Parts	408	419 821	9 826	9 295 227
511 Hydrocarbon And Their Halogenated, Nitrated Derivatives	0	8 000 000	0	7 102 000

**I.6 IMPOR KOMODITI MENURUT NEGARA ASAL / IMPORT BY COUNTRY OF ORIGIN  
DAN LIMA GOLONGAN BARANG (SITC) UTAMA / AND FIVE MAJOR SITC COMMODITY GROUP  
\*\* JUNI / JUNE 2012 \*\***

Negara Asal/SITC/Uraian Golongan Barang <i>Country of Origin/SITC/group Description</i>	Berat Bersih / <i>Net Weight (Kg)</i>		Nilai CIF / <i>CIF Value (US\$)</i>	
	Bulan ini <i>Current month</i>	Kumulatif <i>Cum. Jan to date</i>	Bulan ini <i>Current month</i>	Kumulatif <i>Cum. Jan to date</i>
679 Tubes, Pipes, Hollow Profile, Pipe Fitting Of Iron/steel	84 514	333 473	882 459	5 764 931
LAINNYA	4 250 379	24 468 128	7 491 482	45 161 309
SUB TOTAL	15 258 043	121 068 013	28 465 182	133 901 668
<b>SWEDEN</b>				
764 Telecommunication Equipments And Parts	139 280	756 357	143 422 286	341 850 309
782 Motor Vehicle For The Transportation Of Goods	1 550 757	16 047 104	16 401 051	162 495 158
251 Pulp And Waste Paper	7 972 482	47 196 026	7 212 054	45 558 403
641 Papers And Paperboards	3 086 172	22 952 586	3 441 279	26 327 167
783 Road Motor Vehicles	177 112	1 669 999	1 308 605	19 897 330
LAINNYA	3 797 574	26 006 246	21 621 428	143 170 786
SUB TOTAL	16 723 377	114 628 318	193 406 703	739 299 153
<b>FINLAND</b>				
764 Telecommunication Equipments And Parts	2 962	114 072	517 567	18 638 291
641 Papers And Paperboards	3 318 825	15 634 871	3 032 747	14 896 773
725 Papermill/pulpmill Machinery And Paper Cutting Machines	37 388	382 435	762 084	11 162 743
675 Flat Rolled Products And Alloy Steels	501 863	3 353 449	1 457 079	8 300 148
723 Civil Engineering And Contractor Plants And Equipments/parts	35 705	195 337	1 467 215	7 368 162
LAINNYA	1 475 901	9 998 307	13 768 584	61 977 675
SUB TOTAL	5 372 644	29 678 471	21 005 276	122 343 792
<b>IRELAND</b>				
792 Aircraft And Associated Equipments And Parts	73	51 808	336	8 900 855
551 Essential Oils, Perfumes, And Flavour Materials	163 825	672 852	1 649 809	7 670 119
022 Milk,cream, And Milk Products Other Than Butter Or Cheese	400 000	3 031 376	1 084 006	7 556 614
752 Automatic Data Processing Machines And Their Units	3 385	19 121	741 759	3 916 346
542 Medicaments, Including Veterinary Medicaments	3 033	13 283	161 329	3 738 381
LAINNYA	2 736 948	11 884 711	3 187 975	22 271 542
SUB TOTAL	3 307 264	15 673 151	6 825 214	54 053 857
<b>ITALY</b>				
728 Other Machines And Equipment Specialized For Particular Industry	523 422	2 283 270	18 785 991	71 992 567
745 Other Non-electical Machinery, Tools, And Mechanical Apparatus	64 419	877 508	3 901 161	47 944 170
679 Tubes, Pipes, Hollow Profile, Pipe Fitting Of Iron/steel	2 741 968	18 372 275	6 446 228	42 648 050
747 Taps, Cocks, And Valves For Pipes	205 674	1 118 162	5 158 896	42 021 904
723 Civil Engineering And Contractor Plants And Equipments/parts	1 411 879	7 139 375	6 024 202	31 430 837
LAINNYA	42 500 145	172 755 999	83 114 760	439 855 417
SUB TOTAL	47 447 507	202 546 589	123 431 238	675 892 945
<b>SPAIN</b>				
782 Motor Vehicle For The Transportation Of Goods	195 200	1 278 070	1 843 598	13 984 704
625 Rubber Tyre,tyre Cases,tyre Treads,inner Tubes, And Tyre Flaps	101 642	1 370 592	785 716	12 350 999
684 Alumunium	948 873	4 143 598	2 232 676	9 800 943
533 Pigments, Paints, Varnishes, And Related Materials	1 210 952	7 676 349	1 395 998	9 477 430
784 Parts And Accessories Of The Motor Vehicles	150 173	541 752	2 370 817	8 087 911
LAINNYA	5 045 766	45 891 316	24 196 544	156 519 591
SUB TOTAL	7 652 606	60 901 677	32 825 349	210 221 578
<b>PORTUGAL</b>				
845 Articles Of Apparel	6 004	34 364	380 194	2 212 871
744 Mechanical Handling Equipments And Parts	24	198 951	368	1 543 941
721 Agricultural Machinery And Parts	35 773	107 393	551 516	1 408 653
679 Tubes, Pipes, Hollow Profile, Pipe Fitting Of Iron/steel	0	552 028	0	965 808
842 Women's Coats/jacket, Not Knitted	1 608	7 943	150 159	721 481
LAINNYA	302 372	2 510 993	1 024 816	7 539 335
SUB TOTAL	345 781	3 411 672	2 107 053	14 392 089
<b>ICELAND</b>				
671 Pig Iron,spiegeleisen,sponge Iron, And Ferro-alloys	0	140 000	0	480 000
041 Wheat And Meslin, Unmilled	0	861 450	0	233 453
542 Medicaments, Including Veterinary Medicaments	920	2 294	5 247	43 467

**I.6 IMPOR KOMODITI MENURUT NEGARA ASAL / IMPORT BY COUNTRY OF ORIGIN  
DAN LIMA GOLONGAN BARANG (SITC) UTAMA / AND FIVE MAJOR SITC COMMODITY GROUP  
\*\* JUNI / JUNE 2012 \*\***

Negara Asal/SITC/Uraian Golongan Barang <i>Country of Origin/SITC/group Description</i>	Berat Bersih / <i>Net Weight (Kg)</i>		Nilai CIF / <i>CIF Value (US\$)</i>	
	Bulan ini <i>Current month</i>	Kumulatif <i>Cum. Jan to date</i>	Bulan ini <i>Current month</i>	Kumulatif <i>Cum. Jan to date</i>
663 Mineral Manufactures	15 252	15 252	21 840	21 840
411 Animal Oils And Fats	0	570	0	5 449
LAINNYA	9	576	306	8 659
<b>SUB TOTAL</b>	<b>16 181</b>	<b>1 020 142</b>	<b>27 393</b>	<b>792 868</b>
<b>GREECE</b>				
263 Cotton	1 603 471	26 633 258	3 609 014	57 676 856
251 Pulp And Waste Paper	10 980 544	63 613 492	2 537 266	13 592 755
121 Tobacco, Unmanufactured And Refused	233 677	1 297 926	1 722 410	10 568 276
771 Electric Power Machinery And Parts	21 830	120 191	262 957	1 387 497
724 Textile/leather Machinery And Parts	0	39 753	0	1 090 888
LAINNYA	1 052 657	3 311 818	371 092	2 179 497
<b>SUB TOTAL</b>	<b>13 892 179</b>	<b>95 016 438</b>	<b>8 502 739</b>	<b>86 495 769</b>
<b>VATICAN CITY STATE</b>				
699 Manufactures Of Base Metals	0	5	0	100
LAINNYA	0	0	0	0
<b>SUB TOTAL</b>	<b>0</b>	<b>5</b>	<b>0</b>	<b>100</b>
<b>ANDORRA</b>				
582 Plates, Sheets, And Film Of Plastics	0	48	0	197
LAINNYA	0	0	0	0
<b>SUB TOTAL</b>	<b>0</b>	<b>48</b>	<b>0</b>	<b>197</b>
<b>LIECHTENSTEIN</b>				
741 Heating And Cooling Equipments And Parts	0	3 546	0	43 810
772 Electrical Apparatus For Making And Breaking Electrical Circuits	1 188	1 189	40 746	41 364
287 Ores And Concentrates Of Basemetals	0	30	0	8 892
533 Pigments, Paints, Varnishes, And Related Materials	50	650	2	4 016
699 Manufactures Of Base Metals	1	5	241	2 200
LAINNYA	0	320	0	3 405
<b>SUB TOTAL</b>	<b>1 239</b>	<b>5 740</b>	<b>40 989</b>	<b>103 687</b>
<b>DEMOCRATIC REP. OF THE CONGO</b>				
292 Crude Vegetable Materials	180 363	855 394	445 495	2 104 037
231 Natural Rubber Latex;natural Rubber And Similar Natural Gums	15 000	195 000	45 750	594 750
248 Wood,simply Worked And Railway Sleeper Of Wood	0	223 490	0	113 419
786 Trailers And Other Vehicles, Not Motorized	0	711	0	28 058
747 Taps, Cocks, And Valves For Pipes	0	19	0	731
LAINNYA	0	7	0	243
<b>SUB TOTAL</b>	<b>195 363</b>	<b>1 274 621</b>	<b>491 245</b>	<b>2 841 238</b>
<b>HUNGARY</b>				
764 Telecommunication Equipments And Parts	18 246	114 958	12 755 038	70 895 686
752 Automatic Data Processing Machines And Their Units	12 159	22 142	6 679 139	8 065 954
778 Electrical Machinery And Apparatus	8 495	101 805	372 710	2 312 553
541 Medicinal And Pharmaceutical Products	2 991	10 695	394 397	1 824 464
745 Other Non-electical Machinery, Tools, And Mechanical Apparatus	6 324	32 129	107 114	670 440
LAINNYA	176 050	2 074 165	1 096 315	6 928 487
<b>SUB TOTAL</b>	<b>224 265</b>	<b>2 355 894</b>	<b>21 404 713</b>	<b>90 697 584</b>
<b>POLAND</b>				
515 Organo-inorganic And Heterocyclic Compounds	500 080	3 502 958	1 237 884	10 019 688
022 Milk,cream, And Milk Products Other Than Butter Or Cheese	1 251 625	4 994 450	2 279 508	8 007 629
778 Electrical Machinery And Apparatus	101 830	915 855	799 158	6 842 778
728 Other Machines And Equipment Specialized For Particular Industry	8 624	88 503	474 008	5 319 868
232 Synthetic Rubber Latex, Synthetic/reclaimed Rubber	208 530	1 552 043	577 074	4 384 529
LAINNYA	1 303 852	8 832 398	3 333 580	23 505 718
<b>SUB TOTAL</b>	<b>3 374 541</b>	<b>19 886 207</b>	<b>8 701 212</b>	<b>58 080 210</b>
<b>ROMANIA</b>				
714 Engines And Motors, Non-electric And Parts	0	55 368	0	36 501 924

**I.6 IMPOR KOMODITI MENURUT NEGARA ASAL / IMPORT BY COUNTRY OF ORIGIN  
DAN LIMA GOLONGAN BARANG (SITC) UTAMA / AND FIVE MAJOR SITC COMMODITY GROUP  
\*\* JUNI / JUNE 2012 \*\***

Negara Asal/SITC/Uraian Golongan Barang <i>Country of Origin/SITC/group Description</i>	Berat Bersih / <i>Net Weight (Kg)</i>		Nilai CIF / <i>CIF Value (US\$)</i>	
	Bulan ini <i>Current month</i>	Kumulatif <i>Cum. Jan to date</i>	Bulan ini <i>Current month</i>	Kumulatif <i>Cum. Jan to date</i>
764 Telecommunication Equipments And Parts	75	13 227	5 694	7 282 356
679 Tubes, Pipes, Hollow Profile, Pipe Fitting Of Iron/steel	3 257	945 527	20 732	1 707 029
542 Medicaments, Including Veterinary Medicaments	1 060	3 220	509 145	925 009
723 Civil Engineering And Contractor Plants And Equipments/parts LAINNYA	22 699 169 367	40 209 707 136	255 515 711 003	840 585 4 138 159
<b>SUB TOTAL</b>	<b>196 458</b>	<b>1 764 687</b>	<b>1 502 089</b>	<b>51 395 062</b>
<b>BULGARIA</b>				
891 Arms And Ammunitions	0	307 915	0	6 050 119
772 Electrical Apparatus For Making And Breaking Electrical Circuits	4 169	84 466	150 366	2 272 968
075 Spices	1 975 445	6 235 140	658 695	2 042 459
737 Metalworking Machinery And Parts	0	90 727	0	945 823
081 Feeding Stuff For Animals LAINNYA	30 000 223 953	232 500 3 623 010	73 353 438 621	861 013 5 102 019
<b>SUB TOTAL</b>	<b>2 233 567</b>	<b>10 573 758</b>	<b>1 321 035</b>	<b>17 274 401</b>
<b>SERBIA</b>				
746 Ball Or Roller Bearings	64	643	151	9 112
772 Electrical Apparatus For Making And Breaking Electrical Circuits LAINNYA	1 0	1 0	21 0	21 0
<b>SUB TOTAL</b>	<b>65</b>	<b>644</b>	<b>172</b>	<b>9 133</b>
<b>ALBANIA</b>				
671 Pig Iron,spiegeleisen,sponge Iron, And Ferro-alloys	0	125 110	0	194 481
851 Footwears	42	278	2 051	13 291
098 Edible Products And Preparations	0	145	0	1 482
845 Articles Of Apparel LAINNYA	0 0	14 0	0 0	862 0
<b>SUB TOTAL</b>	<b>42</b>	<b>125 547</b>	<b>2 051</b>	<b>210 116</b>
<b>ARMENIA</b>				
598 Miscellaneous Chemical Products	0	907	0	16 118
694 Nails, Screws, Nuts, Bolts, Rivets Of Iron/steel Or Copper LAINNYA	0 0	944 0	0 0	9 666 0
<b>SUB TOTAL</b>	<b>0</b>	<b>1 851</b>	<b>0</b>	<b>25 784</b>
<b>AZERBAIJAN</b>				
333 Petroleum Oil, Crude LAINNYA	133 173 429 0	664 960 224 0	109 701 374 0	596 919 676 0
<b>SUB TOTAL</b>	<b>133 173 429</b>	<b>664 960 224</b>	<b>109 701 374</b>	<b>596 919 676</b>
<b>BELARUS</b>				
562 Fertilizers, Manufactured	2 500 000	75 348 351	1 337 500	41 006 563
625 Rubber Tyre,tyre Cases,tyre Treads,inner Tubes, And Tyre Flaps	104 392	1 145 393	1 066 439	7 965 192
592 Starches, Inulin, And Wheat Glutenal Buminoidal Substances; Glues	0	15 000	0	154 500
872 Medical Instruments And Appliances	851	2 043	42 107	103 480
871 Optical Instrument And Apparatus LAINNYA	456 18	484 1 272	32 360 619	38 535 23 835
<b>SUB TOTAL</b>	<b>2 605 717</b>	<b>76 512 543</b>	<b>2 479 025</b>	<b>49 292 105</b>
<b>KAZAKHSTAN</b>				
686 Zinc	901 226	5 539 953	1 864 508	11 643 588
673 Flat Rolled Products, Not Clad	14 389 870	14 389 870	9 601 225	9 601 225
685 Lead	0	799 369	0	1 819 639
671 Pig Iron,spiegeleisen,sponge Iron, And Ferro-alloys	0	25 040	0	80 451
778 Electrical Machinery And Apparatus LAINNYA	5 0	7 148	4 585 0	6 652 5 213
<b>SUB TOTAL</b>	<b>15 291 101</b>	<b>20 754 387</b>	<b>11 470 318</b>	<b>23 156 768</b>
<b>KYRGYZSTAN</b>				
728 Other Machines And Equipment Specialized For Particular Industry	0	1 850	0	253 011
682 Copper	0	21 757	0	181 528
121 Tobacco, Unmanufactured And Refused	0	39 537	0	156 169

**I.6 IMPOR KOMODITI MENURUT NEGARA ASAL / IMPORT BY COUNTRY OF ORIGIN  
DAN LIMA GOLONGAN BARANG (SITC) UTAMA / AND FIVE MAJOR SITC COMMODITY GROUP  
\*\* JUNI / JUNE 2012 \*\***

Negara Asal/SITC/Uraian Golongan Barang <i>Country of Origin/SITC/group Description</i>	Berat Bersih / <i>Net Weight (Kg)</i>		Nilai CIF / <i>CIF Value (US\$)</i>	
	Bulan ini <i>Current month</i>	Kumulatif <i>Cum. Jan to date</i>	Bulan ini <i>Current month</i>	Kumulatif <i>Cum. Jan to date</i>
657 Special Yarns, textile Fabrics	1 293	8 475	3 944	138 835
772 Electrical Apparatus For Making And Breaking Electrical Circuits	160	160	15 981	15 981
LAINNYA	2 109	15 195	19 700	74 939
<b>SUB TOTAL</b>	<b>3 562</b>	<b>86 974</b>	<b>39 625</b>	<b>820 463</b>
<b>MOLDOVA, REPUBLIC OF</b>				
842 Women's Coats/jacket, Not Knitted	225	1 879	6 929	74 794
845 Articles Of Apparel	325	2 031	9 810	64 751
844 Women's Coats/jackets, Knitted	68	1 030	1 791	31 451
893 Article Of Plastics	0	182	0	2 677
775 Household Type, Electrical/non-electrical Equipments	6	20	238	879
LAINNYA	133	140	446	1 753
<b>SUB TOTAL</b>	<b>757</b>	<b>5 282</b>	<b>19 214</b>	<b>176 305</b>
<b>TAJIKISTAN</b>				
684 Alumunium	0	3 612 186	0	7 591 703
582 Plates, Sheets, And Film Of Plastics	0	16 306	0	32 612
LAINNYA	0	0	0	0
<b>SUB TOTAL</b>	<b>0</b>	<b>3 628 492</b>	<b>0</b>	<b>7 624 315</b>
<b>TURKMENISTAN</b>				
263 Cotton	0	195 169	0	398 004
841 Men's Coats/jackets, Not Knitted	50	378	2 096	16 670
845 Articles Of Apparel	0	405	0	3 897
842 Women's Coats/jacket, Not Knitted	0	29	0	1 323
848 Articles Of Apparel And Clothing Accessories Of Other Than Textile Fab	0	6	0	155
LAINNYA	0	0	0	0
<b>SUB TOTAL</b>	<b>50</b>	<b>195 987</b>	<b>2 096</b>	<b>420 049</b>
<b>UKRAINE</b>				
672 Ingots And Other Iron/steel In Primary Forms	72 190 631	454 177 641	46 326 198	285 390 843
673 Flat Rolled Products, Not Clad	12 300 017	74 649 131	10 086 876	59 636 749
562 Fertilizers, Manufactured	6 600 000	179 730 385	1 597 200	52 572 856
061 Sugar, Molasses, And Honey	0	32 896 934	0	6 097 602
671 Pig Iron, spiegeleisen, sponge Iron, And Ferro-alloys	0	9 920 713	0	4 928 536
LAINNYA	1 494 436	20 958 361	1 121 988	15 028 824
<b>SUB TOTAL</b>	<b>92 585 084</b>	<b>772 333 165</b>	<b>59 132 262</b>	<b>423 655 410</b>
<b>UZBEKISTAN</b>				
776 Thermionic, Cold Cathode, And Photo Cathode Valves/tubes	0	396	0	18 966
LAINNYA	0	0	0	0
<b>SUB TOTAL</b>	<b>0</b>	<b>396</b>	<b>0</b>	<b>18 966</b>
<b>LITHUANIA</b>				
562 Fertilizers, Manufactured	10 000 000	38 006 870	5 201 000	12 354 466
022 Milk, cream, And Milk Products Other Than Butter Or Cheese	200 000	1 025 000	272 423	1 489 718
282 Waste And Scrap Metal Of Iron/steel	1 107 700	2 531 660	526 158	1 171 776
728 Other Machines And Equipment Specialized For Particular Industry	0	5 763	0	116 129
842 Women's Coats/jacket, Not Knitted	81	577	9 936	67 302
LAINNYA	22 905	111 022	26 246	152 388
<b>SUB TOTAL</b>	<b>11 330 686</b>	<b>41 680 892</b>	<b>6 035 763</b>	<b>15 351 779</b>
<b>LATVIA</b>				
625 Rubber Tyre, tyre Cases, tyre Treads, inner Tubes, And Tyre Flaps	0	314 430	0	3 132 000
282 Waste And Scrap Metal Of Iron/steel	528 280	1 025 780	253 574	473 235
232 Synthetic Rubber Latex, Synthetic/reclaimed Rubber	0	81 450	0	317 655
699 Manufactures Of Base Metals	9 224	13 691	62 260	103 359
679 Tubes, Pipes, Hollow Profile, Pipe Fitting Of Iron/steel	0	12 615	0	92 858
LAINNYA	753	32 389	28 630	224 767
<b>SUB TOTAL</b>	<b>538 257</b>	<b>1 480 355</b>	<b>344 464</b>	<b>4 343 874</b>

**I.6 IMPOR KOMODITI MENURUT NEGARA ASAL / IMPORT BY COUNTRY OF ORIGIN  
DAN LIMA GOLONGAN BARANG (SITC) UTAMA / AND FIVE MAJOR SITC COMMODITY GROUP  
\*\* JUNI / JUNE 2012 \*\***

Negara Asal/SITC/Uraian Golongan Barang <i>Country of Origin/SITC/group Description</i>	Berat Bersih / <i>Net Weight (Kg)</i>		Nilai CIF / <i>CIF Value (US\$)</i>	
	Bulan ini <i>Current month</i>	Kumulatif <i>Cum. Jan to date</i>	Bulan ini <i>Current month</i>	Kumulatif <i>Cum. Jan to date</i>
<b>ESTONIA</b>				
764 Telecommunication Equipments And Parts	1 638	196 825	129 979	85 379 997
282 Waste And Scrap Metal Of Iron/steel	1 466 870	1 979 735	679 189	913 568
641 Papers And Paperboards	14 351	560 670	12 583	631 022
773 Equipment For Distributing Electricity	304	1 487	7 450	102 200
251 Pulp And Waste Paper	0	500 120	0	97 524
LAINNYA	686	84 932	45 244	296 912
<b>SUB TOTAL</b>	<b>1 483 849</b>	<b>3 323 769</b>	<b>874 445</b>	<b>87 421 223</b>
<b>GEORGIA</b>				
684 Alumunium	0	987 360	0	2 133 586
282 Waste And Scrap Metal Of Iron/steel	812 315	2 433 010	363 122	1 081 031
778 Electrical Machinery And Apparatus	6	14 522	76	619 554
098 Edible Products And Preparations	0	14 077	0	223 320
772 Electrical Apparatus For Making And Breaking Electrical Circuits	0	4 577	0	147 520
LAINNYA	36 328	41 516	168 890	266 818
<b>SUB TOTAL</b>	<b>848 649</b>	<b>3 495 062</b>	<b>532 088</b>	<b>4 471 829</b>
<b>CROATIA</b>				
737 Metalworking Machinery And Parts	5 877	169 782	43 859	1 057 707
121 Tobacco, Unmanufactured And Refused	0	178 200	0	834 570
791 Railway Vehicles And Associated Equipments	0	1 147	0	205 218
248 Wood, simply Worked And Railway Sleeper Of Wood	23 000	153 602	19 243	127 892
661 Lime, cement And Fabricated Construction Materials	84 000	189 000	51 072	106 155
LAINNYA	23 920	71 554	49 698	343 895
<b>SUB TOTAL</b>	<b>136 797</b>	<b>763 285</b>	<b>163 872</b>	<b>2 675 437</b>
<b>BOSNIA AND HERZEGOVINA</b>				
641 Papers And Paperboards	205 917	206 015	123 550	124 140
851 Footwears	28	189	4 021	24 874
725 Papermill/pulpmill Machinery And Paper Cutting Machines	0	600	0	9 490
775 Household Type, Electrical/non-electrical Equipments	0	88	0	4 332
845 Articles Of Apparel	0	34	0	1 249
LAINNYA	15	69	487	2 071
<b>SUB TOTAL</b>	<b>205 960</b>	<b>206 995</b>	<b>128 058</b>	<b>166 156</b>
<b>MALTA</b>				
542 Medicaments, Including Veterinary Medicaments	0	810	0	434 552
778 Electrical Machinery And Apparatus	115	1 570	17 239	201 592
579 Waste And Scrap Of Plastics	12 870	130 046	10 811	99 757
251 Pulp And Waste Paper	0	142 380	0	33 317
621 Materials Of Rubber	1	881	139	30 159
LAINNYA	90	1 879	1 561	47 349
<b>SUB TOTAL</b>	<b>13 076</b>	<b>277 566</b>	<b>29 750</b>	<b>846 726</b>
<b>SLOVAKIA</b>				
778 Electrical Machinery And Apparatus	8 651	56 095	83 467	623 937
773 Equipment For Distributing Electricity	55	59 704	1 621	598 824
514 Nitrogen-function Compounds	114 000	235 000	201 660	416 650
781 Passenger Motor Cars	0	10 468	0	233 410
737 Metalworking Machinery And Parts	0	10 044	0	172 233
LAINNYA	116 106	494 119	568 199	2 250 310
<b>SUB TOTAL</b>	<b>238 812</b>	<b>865 430</b>	<b>854 947</b>	<b>4 295 364</b>
<b>SLOVENIA</b>				
728 Other Machines And Equipment Specialized For Particular Industry	0	71 958	0	1 323 686
737 Metalworking Machinery And Parts	23 830	237 762	150 668	1 097 844
598 Miscellaneous Chemical Products	0	151 118	0	1 070 760
711 Steam And Other Vapour Generating Boilers And Parts	16 600	153 899	61 219	613 888
745 Other Non-electical Machinery, Tools, And Mechanical Apparatus	87	11 062	2 273	543 572
LAINNYA	75 923	342 331	569 556	3 265 432
<b>SUB TOTAL</b>	<b>116 440</b>	<b>968 130</b>	<b>783 716</b>	<b>7 915 182</b>
<b>CZECH REPUBLIC</b>				
251 Pulp And Waste Paper	2 498 082	7 894 229	2 074 101	6 720 078



**I.6 IMPOR KOMODITI MENURUT NEGARA ASAL / IMPORT BY COUNTRY OF ORIGIN  
DAN LIMA GOLONGAN BARANG (SITC) UTAMA / AND FIVE MAJOR SITC COMMODITY GROUP  
\*\* JUNI / JUNE 2012 \*\***

Negara Asal/SITC/Uraian Golongan Barang <i>Country of Origin/SITC/group Description</i>	Berat Bersih / <i>Net Weight (Kg)</i>		Nilai CIF / <i>CIF Value (US\$)</i>	
	Bulan ini <i>Current month</i>	Kumulatif <i>Cum. Jan to date</i>	Bulan ini <i>Current month</i>	Kumulatif <i>Cum. Jan to date</i>
764 Telecommunication Equipments And Parts	59 284	268 140	1 117 749	6 053 717
772 Electrical Apparatus For Making And Breaking Electrical Circuits	61 279	150 469	1 537 653	4 563 893
743 Pumps, Compressors, Fans, Blowers, Centrifuges, And Parts	16 216	105 019	393 938	2 234 724
778 Electrical Machinery And Apparatus	9 986	51 860	342 546	2 081 473
LAINNYA	514 178	4 585 891	2 206 247	18 173 041
<b>SUB TOTAL</b>	<b>3 159 025</b>	<b>13 055 608</b>	<b>7 672 234</b>	<b>39 826 926</b>
<b>SOUTH GEORGIA AND THE SOUTH SA</b>				
575 Other Plastics In Primary Forms	2 000	2 000	4 760	4 760
749 Non-electric Parts And Accessories Of Machineries	0	4	0	112
679 Tubes, Pipes, Hollow Profile, Pipe Fitting Of Iron/steel	0	3	0	102
LAINNYA	0	0	0	0
<b>SUB TOTAL</b>	<b>2 000</b>	<b>2 007</b>	<b>4 760</b>	<b>4 974</b>
<b>REP. OF MACEDONIA</b>				
121 Tobacco, Unmanufactured And Refused	0	56 420	0	527 094
727 Food Processing Machines And Parts	0	1 800	0	11 900
842 Women's Coats/jacket, Not Knitted	8	103	1 462	6 087
845 Articles Of Apparel	2	8	520	1 666
844 Women's Coats/jackets, Knitted	0	34	0	1 003
LAINNYA	1	3	182	315
<b>SUB TOTAL</b>	<b>11</b>	<b>58 368</b>	<b>2 164</b>	<b>548 065</b>
<b>FAEROE ISLANDS</b>				
629 Articles Of Rubbers	1	1	17	17
LAINNYA	0	0	0	0
<b>SUB TOTAL</b>	<b>1</b>	<b>1</b>	<b>17</b>	<b>17</b>
<b>RUSSIA FEDERATION</b>				
672 Ingots And Other Iron/steel In Primary Forms	98 228 583	1 048 696 239	66 920 471	627 424 425
562 Fertilizers, Manufactured	140 896 797	411 294 739	64 685 960	199 336 139
333 Petroleum Oil, Crude	0	181 661 587	0	160 125 359
334 Petroleum Products, Refined	47 285 799	150 998 100	46 703 654	148 308 148
278 Other Crude Minerals	8 122 345	57 836 148	5 061 358	30 941 386
LAINNYA	16 537 479	87 053 773	24 843 086	123 017 125
<b>SUB TOTAL</b>	<b>311 071 003</b>	<b>1 937 540 586</b>	<b>208 214 529</b>	<b>1 289 152 582</b>

**I.7 IMPOR KOMODITI TERTENTU MENURUT NEGARA ASAL UTAMA**  
**CERTAIN COMMODITIES IMPORT BY MAIN COUNTRY OF ORIGIN**

\*\* JUNI / JUNE 2012 \*\*

Komoditi Commodity	Negara Asal Country of Origin	Berat Bersih / Net Weight (Kg)		Nilai CIF / CIF Value (US\$)	
		Bulan ini Current month	Kumulatif Cum. Jan to date	Bulan ini Current month	Kumulatif Cum. Jan to date
Beras	VIET NAM	18 788 750	471 000 175	9 378 132	273 977 241
	THAILAND	17 453 950	255 819 948	11 044 128	148 561 432
	INDIA	5 377 229	155 921 788	3 778 246	74 250 922
	PAKISTAN	3 250 000	46 400 000	1 229 250	18 412 450
	CHINA	497 775	3 098 875	1 747 608	11 201 862
	OTHERS	1 156 816	9 780 918	881 012	5 534 458
	Sub Total		46 524 520	942 021 704	28 058 376
Jagung	INDIA	56 630 160	605 173 693	16 065 435	167 772 269
	ARGENTINA	25 998 478	70 777 802	7 913 517	21 707 642
	UNITED STATES	249 154	42 735 746	191 782	14 689 346
	BRAZIL	0	10 872 325	0	3 375 857
	THAILAND	121 635	540 858	428 245	1 866 044
	OTHERS	0	5 799 303	0	1 582 162
	Sub Total		82 999 427	735 899 727	24 598 979
Kedelai	UNITED STATES	102 024 406	823 117 687	62 477 160	464 075 883
	MALAYSIA	5 832 623	31 720 997	5 319 084	26 125 268
	SOUTH AFRICA	31 526 260	31 526 260	17 312 961	17 312 961
	CANADA	2 897 873	4 422 992	1 728 907	2 616 343
	UKRAINE	0	737 850	0	370 118
	OTHERS	106 387	845 273	87 917	617 761
	Sub Total		142 387 549	892 371 059	86 926 029
Biji Gandum dan Meslin	AUSTRALIA	378 996 360	2 055 084 635	116 470 818	648 033 310
	CANADA	139 536 660	510 623 741	55 797 910	210 574 394
	UNITED STATES	108 198 491	306 231 910	39 727 059	117 323 178
	RUSSIA FEDERATION	796 500	6 820 490	244 526	2 053 148
	INDIA	1 239 102	2 229 222	353 427	642 542
	OTHERS	0	2 995 508	0	960 350
	Sub Total		628 767 113	2 883 985 506	212 593 740
Tepung terigu	SRI LANKA	15 425 000	98 569 600	6 769 139	47 143 378
	TURKEY	21 811 000	123 720 000	7 391 852	40 816 090
	BELGIUM	300 000	7 925 000	128 400	3 508 100
	AUSTRALIA	1 485 850	8 123 705	620 085	3 352 994
	UKRAINE	1 175 000	8 772 500	407 750	3 000 636
	OTHERS	1 572 530	6 875 365	680 216	2 941 702
	Sub Total		41 769 380	253 986 170	15 997 442
Gula Pasir	THAILAND	875 000	17 720 000	601 561	11 741 348
	AUSTRALIA	800 038	4 820 188	690 558	4 490 918
	KOREA, REPUBLIC OF	0	2 696 111	0	2 232 615
	MALAYSIA	650 000	2 900 093	448 442	2 160 009
	SINGAPORE	560 000	1 367 128	394 800	1 116 085
	OTHERS	0	800 238	0	638 084
	Sub Total		2 885 038	30 303 758	2 135 361
Gula Tebu	THAILAND	195 190 696	1 078 146 564	114 540 509	653 755 463
	BRAZIL	0	44 000 000	0	29 815 479
	AUSTRALIA	0	30 000 000	0	22 820 200
	PHILIPPINES	0	12 853 304	0	7 504 627
	OTHERS	0	0	0	0
	Sub Total		195 190 696	1 164 999 868	114 540 509

**I.7 IMPOR KOMODITI TERTENTU MENURUT NEGARA ASAL UTAMA  
CERTAIN COMMODITIES IMPORT BY MAIN COUNTRY OF ORIGIN**

\*\* JUNI / JUNE 2012 \*\*

Komoditi Commodity	Negara Asal Country of Origin	Berat Bersih / Net Weight (Kg)		Nilai CIF / CIF Value (US\$)	
		Bulan ini Current month	Kumulatif Cum. Jan to date	Bulan ini Current month	Kumulatif Cum. Jan to date
Daging Sejenis Lembu					
	AUSTRALIA	5 575 875	16 719 552	21 440 505	63 528 219
	NEW ZEALAND	1 869 912	6 817 695	6 912 419	25 950 851
	UNITED STATES	152 022	992 755	1 157 361	4 243 900
	SINGAPORE	0	33	0	504
	OTHERS	0	0	0	0
	Sub Total	7 597 809	24 530 035	29 510 285	93 723 474
Daging Ayam					
	MALAYSIA	6 461	6 461	29 192	29 192
	BELGIUM	97	97	1 473	1 473
	OTHERS	0	0	0	0
	Sub Total	6 558	6 558	30 665	30 665
Garam					
	AUSTRALIA	242 675 000	927 647 000	12 737 756	47 319 056
	INDIA	91 900 000	356 231 000	4 270 728	16 347 175
	NEW ZEALAND	24 000	768 000	9 240	285 720
	CHINA	1 000 000	3 020 006	84 150	231 874
	GERMANY, FED. REP. OF	44 743	117 125	24 823	145 121
	OTHERS	46 870	248 062	14 579	75 170
	Sub Total	335 690 613	1 288 031 193	17 141 276	64 404 116
Mentega					
	NEW ZEALAND	1 105 222	5 001 362	4 328 386	21 728 667
	BELGIUM	257 340	1 263 718	1 585 422	8 063 142
	AUSTRALIA	97 205	536 856	381 348	2 149 436
	FRANCE	67 028	292 059	404 789	1 870 190
	NETHERLANDS	90 289	159 889	440 599	843 236
	OTHERS	7 741	31 850	15 741	68 412
	Sub Total	1 624 825	7 285 734	7 156 285	34 723 083
Minyak Goreng					
	MALAYSIA	1 429 780	7 934 382	2 181 231	12 182 903
	SINGAPORE	19 077	968 249	41 503	1 522 193
	THAILAND	100 000	420 600	155 000	634 341
	VIET NAM	166 290	417 590	241 954	612 396
	UNITED STATES	57 842	234 234	142 662	502 024
	OTHERS	292 244	606 372	397 765	911 961
	Sub Total	2 065 233	10 581 427	3 160 115	16 365 818
Susu					
	NEW ZEALAND	6 945 245	37 482 492	25 263 049	139 390 294
	UNITED STATES	3 104 475	22 251 666	9 466 504	70 488 863
	AUSTRALIA	3 185 367	18 414 179	10 152 335	62 919 923
	SINGAPORE	407 679	2 261 594	4 556 571	25 386 800
	PHILIPPINES	557 106	2 926 864	3 801 090	19 295 257
	OTHERS	5 262 628	23 563 478	16 651 271	79 179 530
	Sub Total	19 462 500	106 900 273	69 890 820	396 660 667
Bawang Merah					
	THAILAND	735 059	31 685 912	520 811	15 677 287
	VIET NAM	139 540	32 470 892	63 121	14 587 269
	INDIA	3 408 115	18 376 812	778 268	6 492 664
	PHILIPPINES	878 410	4 946 740	408 995	2 259 198
	CHINA	56 000	868 385	25 200	389 814
	OTHERS	303 423	1 086 213	174 295	567 076
	Sub Total	5 520 547	89 434 954	1 970 690	39 973 308
Bawang putih					
	CHINA	31 048 661	200 263 890	16 239 766	109 027 202
	INDIA	1 864 555	2 298 555	909 874	1 149 971
	MALAYSIA	109 054	1 124 747	103 861	1 085 261
	THAILAND	3 337	45 094	2 658	30 445
	OTHERS	0	0	0	0
	Sub Total	33 025 607	203 732 286	17 256 159	111 292 879

**I.7 IMPOR KOMODITI TERTENTU MENURUT NEGARA ASAL UTAMA  
CERTAIN COMMODITIES IMPORT BY MAIN COUNTRY OF ORIGIN**

\*\* JUNI / JUNE 2012 \*\*

Komoditi Commodity	Negara Asal Country of Origin	Berat Bersih / Net Weight (Kg)		Nilai CIF / CIF Value (US\$)	
		Bulan ini Current month	Kumulatif Cum. Jan to date	Bulan ini Current month	Kumulatif Cum. Jan to date
Kelapa	THAILAND	117 648	516 397	117 890	495 332
	SINGAPORE	0	135 743	0	83 374
	PHILIPPINES	10 206	11 302	22 675	23 659
	INDONESIA	12 500	12 500	22 500	22 500
	VIET NAM	0	602	0	563
	OTHERS	0	0	0	0
	Sub Total		140 354	676 544	163 065
Kelapa Sawit	PAPUA NEW GUINEA	551	2 755	85 426	396 980
	SINGAPORE	0	20 000	0	1 600
	OTHERS	0	0	0	0
	Sub Total		551	22 755	85 426
Lada	MALAYSIA	403 166	1 897 793	518 452	3 846 611
	VIET NAM	124 200	335 897	887 967	2 410 920
	INDIA	30 000	43 441	250 812	347 263
	UNITED STATES	1 834	20 853	4 603	118 989
	JAPAN	13	19 812	120	88 897
	OTHERS	1 417	81 146	16 674	131 180
	Sub Total		560 630	2 398 942	1 678 628
Teh	VIET NAM	1 224 788	8 064 456	1 236 151	7 147 748
	KENYA	102 412	1 011 454	318 029	2 916 591
	SRI LANKA	15 099	109 526	213 108	861 351
	INDIA	10 850	450 876	10 850	813 701
	IRAN (ISLAMIC REPUBLIC OF)	407 206	1 428 156	195 284	712 829
	OTHERS	93 574	1 133 279	546 538	2 271 197
	Sub Total		1 853 929	12 197 747	2 519 960
Kopi	VIET NAM	1 566 332	40 830 241	3 173 123	81 861 335
	BRAZIL	230 400	902 400	1 138 761	4 860 333
	SINGAPORE	0	281 446	0	1 944 834
	CHINA	12 000	394 454	65 400	865 554
	UNITED STATES	22 137	149 168	117 744	735 847
	OTHERS	57 542	773 905	304 413	3 290 993
	Sub Total		1 888 411	43 331 614	4 799 441
Cengkeh	MADAGASCAR	95 223	5 261 266	826 411	82 091 092
	TANZANIA, UNITED REPUBLIC OF	0	1 468 298	0	24 516 969
	SINGAPORE	0	117 757	0	1 492 203
	COMOROS	0	50 438	0	546 279
	OTHERS	0	0	0	0
	Sub Total		95 223	6 897 759	826 411
Kakao	COTE D'IVOIRE	878 210	3 986 426	2 171 200	10 199 875
	CAMEROON	0	2 592 463	0	7 429 162
	GHANA	350 000	1 800 000	886 310	5 205 620
	PAPUA NEW GUINEA	330 000	1 215 000	799 087	2 833 701
	SINGAPORE	500 500	901 942	1 447 000	2 505 596
	OTHERS	150 000	2 325 235	323 781	5 618 106
	Sub Total		2 208 710	12 821 066	5 627 378

**I.7 IMPOR KOMODITI TERTENTU MENURUT NEGARA ASAL UTAMA  
CERTAIN COMMODITIES IMPORT BY MAIN COUNTRY OF ORIGIN**

\*\* JUNI / JUNE 2012 \*\*

Komoditi Commodity	Negara Asal Country of Origin	Berat Bersih / Net Weight (Kg)		Nilai CIF / CIF Value (US\$)	
		Bulan ini Current month	Kumulatif Cum. Jan to date	Bulan ini Current month	Kumulatif Cum. Jan to date
Cabe (segar-dingin)					
	VIET NAM	0	1 628 757	0	1 442 193
	CHINA	109 786	289 233	109 791	289 576
	INDIA	100 199	279 770	64 728	214 018
	THAILAND	0	31 960	0	29 452
	AUSTRALIA	155	1 408	548	4 688
	OTHERS	0	0	0	0
	Sub Total	210 140	2 231 128	175 067	1 979 927
Cabe (kering-tumbuk)					
	INDIA	977 614	8 541 920	856 395	7 493 851
	CHINA	191 958	2 047 527	292 537	2 736 407
	THAILAND	4 005	130 885	22 273	433 378
	MALAYSIA	59 424	484 770	56 299	397 771
	KOREA, REPUBLIC OF	20 000	68 377	16 080	60 108
	OTHERS	10 896	52 679	49 688	208 664
	Sub Total	1 263 897	11 326 158	1 293 272	11 330 179
Cabe (awet sementara)					
	THAILAND	207 296	757 004	197 005	792 838
	INDIA	11 950	147 450	7 648	94 312
	VIET NAM	0	63 196	0	46 263
	OTHERS	0	0	0	0
	Sub Total	219 246	967 650	204 653	933 413
Tembakau					
	CHINA	6 442 458	36 116 938	27 576 723	148 979 865
	TURKEY	658 328	3 997 616	5 078 285	24 621 454
	UNITED STATES	631 620	2 540 011	4 879 314	18 719 125
	BRAZIL	626 653	2 239 234	5 151 399	17 729 590
	ZIMBABWE	128 197	2 384 527	978 080	14 822 979
	OTHERS	3 322 429	18 620 961	12 776 120	80 159 729
	Sub Total	11 809 685	65 899 287	56 439 921	305 032 742
Ubi Kayu					
	CHINA	0	5 057 646	0	1 279 584
	VIET NAM	706 950	2 048 461	179 182	519 023
	OTHERS	0	0	0	0
	Sub Total	706 950	7 106 107	179 182	1 798 607

**K1. IMPOR KAWASAN BERIKAT / BOUND ZONE IMPORT**  
**MENURUT GOLONGAN BARANG 2 DIJIT HS / BY COMMODITY 2 DIGITS HS**  
**\*\* JUNI / JUNE 2012 \*\***

HS Uraian Golongan Barang Group Description	Berat Bersih / Net Weight (Kg)		Nilai CIF / CIF Value (US\$)	
	Bulan ini Current month	Kumulatif Cum. Jan to date	Bulan ini Current month	Kumulatif Cum. Jan to date
02 Meat and edible meat offal	97	398	1 473	8 051
03 Fish and crustaceans	4 383 925	11 811 425	13 236 060	42 959 818
04 Dairy products, bird's eggs, natural honey	554 162	5 998 486	1 996 272	22 061 269
05 Products of animal origin	134 379	620 284	4 109 189	20 498 928
06 Live trees and other plants	627	2 384	7 920	31 386
07 Edible vegetables and certain roots and tubers	450	30 263	5 408	71 518
08 Edible fruits and nuts	10 206	34 213	22 675	176 599
09 Coffee, tea, mate, and spices	396 712	2 726 458	2 079 921	10 336 080
10 Cereals	12 702 286	153 507 871	4 424 266	44 804 972
11 Products of the milling industry; malt, starches	20 251 070	104 246 433	8 217 258	46 924 009
12 Oil seeds and oleaginous fruits; grains, seed, and fruits	180 786	899 885	448 853	2 224 334
13 Lac; gums; resins and other vegetable saps and extracts	280	109 927	6 058	585 563
14 Vegetable plaiting materials; vegetable products	419	2 454	4 865	15 314
15 Animal or vegetable oils/fats and their cleavage products	439 490	2 833 536	960 442	4 811 573
16 Preparations of meat/fish/crustaceans/molluscs or other aquatic inverte	72	195 573	643	1 022 356
17 Sugar and sugar confectionery	163 559 520	832 850 451	96 263 711	491 251 257
18 Cocoa and cocoa preparations	2 739	13 863	23 706	188 699
19 Preparations of cereals, flour, starch or milk; pastrycooks' products	63 167	294 699	118 747	620 178
20 Preparations of vegetables, fruits, nuts or other part of plants	55 116	82 545	63 122	117 196
21 Miscellaneous edible preparations	8 625	347 148	70 227	801 582
22 Beverages, spirit, and vinegar	175 629	998 585	1 719 186	7 411 158
23 Residues and waste from the food industries	1 312	2 560 850	10 279	422 275
24 Tobacco and manufactured tobacco substitutes	3 084 834	15 323 990	20 373 618	105 442 570
25 Salts; sulphur; earths and stone; plastering materials, lime and cemen	48 221 759	239 714 571	7 320 473	44 548 331
26 Ores, slag, and ash	138 722	2 100 518	300 302	2 116 135
27 Mineral fuels, mineral oils and products of their distillation	2 097 806	43 073 993	3 495 403	50 656 305
28 Inorganic chemicals	27 592 504	132 145 036	19 503 109	164 430 572
29 Organic chemicals	33 523 052	132 149 627	38 951 962	192 109 024
30 Pharmaceutical products	693	17 656	349 951	871 456
31 Fertilizers	25 151	4 304 756	11 901	2 328 455
32 Tanning or dyeing extracts	2 616 079	15 043 900	13 607 683	85 199 831
33 Essential oils and resinoids; perfumery, cosmetic or toilet preparatio	42 660	793 268	1 388 889	8 407 505
34 Soap, organic surfasce-active agents, washing, and lubricating prepara	941 813	6 130 411	3 456 310	24 554 029
35 Albuminoidal substances; modified starches; glues; enzymes	4 561 543	29 308 071	6 786 235	36 578 609
36 Explosives; pyrotechnic products; matches; certain combustible prepara	5 719	143 924	275 234	3 077 396
37 Photographic and cinematographic goods	233 924	1 437 563	223 893	1 558 631
38 Miscellaneous chemical products	3 711 792	21 036 369	11 554 092	72 179 201
39 Plastics and articles thereof	51 505 501	292 253 928	118 531 664	701 428 638
40 Rubber and articles thereof	9 399 815	63 116 305	35 463 042	227 244 242
41 Raw hides, skins, and leather	2 209 312	13 234 729	23 404 206	135 820 873
42 Articles of leather; saddlery and harness; travel goods and similar co	64 688	402 161	1 327 186	6 533 836
43 Furskins and artificial fur; manufactures thereof	3 626	19 321	355 299	1 227 783
44 Wood and articles of wood; wood charcoal	9 268 940	62 199 564	6 818 625	42 919 500
45 Cork and articles of cork	5 067	58 676	66 170	544 317
46 Manufactured of straw or other plaiting materials; basketware and wick	6 658	43 436	22 516	173 563
47 Pulp of wood or of other fibrous cellulosic material; recovered paper/	9 229 817	143 198 593	8 475 606	132 299 270
48 Paper and paperboard; articles of paper pulp or of paper/paperboard	8 768 479	44 271 110	29 042 708	158 452 438
49 Printed books, newspapers, pictures, and other products of printing in	77 836	455 110	1 376 214	8 806 653
50 Silk	3 000	27 997	74 930	616 871
51 Wool, fine or coarse animal hair; horse hair yarn, woven fabrics of pa	298 883	1 809 683	7 298 954	41 685 281
52 Cotton	12 695 951	80 543 383	87 962 957	555 662 861
53 Other vegetable textile fibres; paper yarns and woven fabrics of paper	254 131	1 585 955	480 211	5 080 127
54 Man-made filaments	8 924 846	47 864 938	74 638 567	436 482 089
55 Man-made staple fibres	19 418 540	91 215 366	68 636 640	368 210 800
56 Wadding, felt, and non-wovens	1 620 777	10 260 651	13 134 604	78 057 891
57 Carpets and other textile floor coverings	53 698	473 996	600 707	4 844 091
58 Special woven fabrics; tufted textile fabrics; lace; tapestries; embro	1 425 759	8 150 787	19 681 557	121 179 095
59 Impregnated, coated, covered or laminated textile fabrics	3 116 376	16 258 062	28 274 581	158 772 119
60 Knitted or crocheted fabrics	10 855 997	65 923 343	94 450 348	590 603 762
61 Articles of apparel and clothing accessories, knitted or crocheted	254 521	1 713 431	3 206 347	19 773 818
62 Articles of apparel and clothing accessories, not knitted or crocheted	281 720	1 839 501	3 943 798	29 699 758
63 Other made up textile articles; sets; worn clothing and worn textile a	68 292	408 164	842 343	4 111 087
64 Footwear, gaiters and the like; parts of such articles	939 719	5 106 229	10 351 693	66 142 316
65 Headgear and parts thereof	14 448	51 413	94 083	593 002
66 Umbrellas, walking sticks, seat-sticks, whips, riding crops and parts	2 621	16 157	7 471	24 827
67 Prepared feathers and articles; artificial flowers; articles of human	23 483	128 971	1 226 239	5 635 502
68 Articles of stone, plaster, cement, asbestos, mica or similar material	2 524 404	9 797 399	2 843 814	48 197 549
69 Ceramic products	2 587 184	8 001 939	2 593 761	13 086 105
70 Glass and glassware	8 363 160	45 298 636	9 018 741	49 839 472
71 Natural and cultured pearls, precious/semi precious stones, and precio	15 162	153 954	5 422 143	28 092 559

**K1. IMPOR KAWASAN BERIKAT / BOUND ZONE IMPORT**  
**MENURUT GOLONGAN BARANG 2 DIJIT HS / BY COMMODITY 2 DIGITS HS**  
**\*\* JUNI / JUNE 2012 \*\***

HS Uraian Golongan Barang <i>Group Description</i>	Berat Bersih / <i>Net Weight (Kg)</i>		Nilai CIF / <i>CIF Value (US\$)</i>	
	Bulan ini <i>Current month</i>	Kumulatif <i>Cum. Jan to date</i>	Bulan ini <i>Current month</i>	Kumulatif <i>Cum. Jan to date</i>
72 Iron and steel	46 806 611	244 888 943	91 908 024	317 803 176
73 Articles of iron and steel	17 683 510	95 960 957	39 297 253	220 453 014
74 Cooper and articles thereof	11 172 670	55 782 911	86 768 504	438 058 488
75 Nickel and articles thereof	29 722	105 437	1 677 755	4 171 768
76 Aluminium and articles thereof	6 957 371	37 562 163	24 183 341	135 809 433
78 Lead and articles thereof	2 630	309 453	50 074	763 869
79 Zinc and articles thereof	593 526	3 177 383	1 569 115	8 465 347
80 Tin and articles thereof	35 539	664 600	919 058	7 336 106
81 Other base metal; cermet; and articles thereof	55 258	339 575	8 605 598	42 333 222
82 Tools, implements, cutlery, spoon and forks, of base metal and parts thereof	191 985	1 194 368	7 000 552	38 695 017
83 Miscellaneous articles of base metal	1 002 405	7 785 321	8 206 014	57 969 026
84 Nuclear reactors, boilers, machinery and mechanical appliances; parts thereof	15 813 313	105 650 625	264 424 148	1 430 548 197
85 Electrical machinery and equipments; sound recorders/reproducers, visual and sound film projectors, television sets, and parts thereof	21 372 380	93 397 696	514 380 909	2 525 869 138
86 Railway and tramway locomotive, mechanical traffic, and all kinds thereof	11 816	98 796	55 714	272 536
87 Vehicles other than railway/tramway, and parts and accessories thereof	10 873 686	39 457 625	53 205 484	215 385 142
88 Aircraft and its components	42 190	299 501	16 781 136	151 289 321
89 Ships, boat, and floating structures	6 863 317	10 448 433	25 507 469	26 307 128
90 Optical, photographic, cinematographic, measuring, checking, medical instruments, and parts thereof	671 837	2 656 976	22 278 007	104 486 217
91 Clocks and watches and parts thereof	9 812	53 855	146 449	1 621 362
92 Musical instruments; parts and accessories of such articles	1 045 385	5 863 387	13 741 684	71 817 984
93 Arms and ammunition; parts and accessories thereof	7	1 931	473	28 699
94 Furnitures, bedding, mattress supports, cushions and stuffed furnishings	137 972	1 141 798	375 382	5 859 596
95 Toys, games and sports requisites; parts and accessories thereof	320 276	1 888 668	705 464	4 008 408
96 Miscellaneous manufactured articles	801 638	4 720 265	12 955 552	77 785 640
97 Works of arts, collectors' pieces and antiques	1 018	4 402	19 885	100 763
98 Vehicles and their components	1 031 032	3 114 590	16 148 497	51 873 018
<b>TOTAL IMPORT</b>	<b>637 528 437</b>	<b>3 495 343 931</b>	<b>2 131 968 602</b>	<b>11 472 355 875</b>

**K2. IMPOR KAWASAN BERIKAT / BOUND ZONE IMPORT**  
**MENURUT GOLONGAN BARANG SITC / BY SITC COMMODITY GROUP**  
**\*\* JUNI / JUNE 2012 \*\***

SITC Uraian Golongan Barang Group Description	Berat Bersih / Net Weight (Kg)		Nilai CIF / CIF Value (US\$)	
	Bulan ini Current month	Kumulatif Cum. Jan to date	Bulan ini Current month	Kumulatif Cum. Jan to date
<b>A. By Commodity 1 Dijit SITC</b>				
0 Food and Live Animals	181 773 120	1 010 672 634	118 357 431	615 151 151
1 Beverages and Tobacco	3 260 452	16 321 537	22 092 512	112 845 722
2 Crude Materials, Inedible	93 544 790	632 179 442	101 047 657	699 232 624
3 Mineral Fuels, Lubricants, etc.	2 057 806	43 033 849	3 463 647	50 623 609
4 Animal & Vegetable Oils/Fats	474 351	2 931 785	1 060 162	5 581 007
5 Chemicals	140 775 873	714 279 389	202 140 986	1 213 942 717
6 Manufactured Goods	150 455 592	771 501 064	687 237 534	3 773 473 771
7 Machinery and Transportation Equipments	56 076 966	251 441 804	889 757 650	4 368 375 209
8 Miscellaneous Manufactured Articles	9 109 249	52 981 474	103 579 728	620 970 392
9 Special Commodities and Transaction	238	953	3 231 295	12 159 673
<b>B. By Commodity 2 Dijit SITC</b>				
01 Meat and meat preparations	110	107 655	2 073	118 326
02 Dairy product and eggs	554 162	6 001 094	1 996 272	22 083 569
03 Fish, crustaceans, molluscs and their preparations	4 383 984	11 899 741	13 236 103	43 871 899
04 Cereals and cereal preparations	12 744 650	153 690 914	4 499 831	45 176 394
05 Fruits and vegetables	48 810	176 204	75 053	409 673
06 Sugar, sugar preparations, and honey	163 559 548	832 850 508	96 264 167	491 252 169
07 Coffee, tea, cocoa, and spices	403 435	2 751 047	2 122 065	10 567 090
08 Feeding stuff for animals	1 312	2 560 850	10 279	422 275
09 Miscellaneous food preparations	77 109	634 621	151 588	1 249 756
11 Beverages	175 618	997 547	1 718 894	7 403 152
12 Tobacco and tobacco manufactured	3 084 834	15 323 990	20 373 618	105 442 570
21 Hides, skins and furskins	3	1 390	356	11 916
22 Oil seeds, nuts, and kernels	0	40 002	0	44 105
23 Crude rubber	7 864 985	55 866 781	23 496 759	166 551 070
24 Wood, lumber, and cork	3 122 515	21 931 646	2 711 846	15 262 543
25 Pulp and waste paper	9 229 817	143 198 593	8 475 606	132 299 270
26 Textile fibres and their waste	20 460 101	104 942 630	46 049 255	269 732 496
27 Crude fertilizers and crude minerals	35 287 462	199 785 361	6 302 861	39 692 868
28 Metalliferous ores and metal scraps	17 263 421	104 818 121	9 434 152	52 327 075
29 Crude animals and vegetable materials, nes	316 486	1 594 918	4 576 822	23 311 281
32 Coal, coke, and briquettes	0	728 000	0	373 740
33 Petroleum and petroleum products	2 053 679	42 207 176	3 386 398	49 632 395
34 Gas; natural and manufactured	4 127	98 673	77 249	617 474
41 Animal oils and fats	0	2	0	205
42 Fixed vegetable oils/fats	250 792	2 222 357	388 395	3 485 544
43 Animal vegetable oils/fats	223 559	709 426	671 767	2 095 258
51 Organic chemicals	33 530 036	132 286 925	36 915 351	182 907 577
52 Inorganic chemicals	27 323 271	129 630 150	19 288 371	162 353 253
53 Dyeing, tanning, and colouring materials	2 636 266	15 260 373	13 164 032	83 356 472
54 Medical and pharmaceutical products	15 973	121 845	2 518 488	11 206 381
55 Essential oils and perfumery materials	572 994	3 995 729	3 198 006	21 799 759
56 Manufactured fertilizers	151	4 021 723	1 977	2 201 209
57 Plastics in primary forms	44 234 466	254 146 094	77 888 022	469 154 544
58 Plastics in non-primary forms	4 006 872	18 802 674	21 463 046	115 468 594
59 Chemical materials and its products, nes	28 455 844	156 013 876	27 703 693	165 494 928
61 Leather, leather med, nes	2 215 243	13 304 423	23 490 832	137 350 348
62 Rubber manufactured, nes	1 439 011	7 028 231	11 417 522	58 644 016
63 Wood and cork manufactured	6 151 492	40 326 594	4 172 949	28 201 274
64 Paper, paperboard, and manufactured thereof	8 262 196	40 858 019	20 640 542	106 238 512
65 Textile yarns, fabrics, and their products	38 391 339	220 219 395	350 269 871	2 096 976 858
66 Non metallic minerals manufactured	26 737 255	103 618 500	15 596 334	115 696 861
67 Iron and steel	45 329 855	229 989 587	109 404 062	425 311 178
68 Non ferrous metals	17 859 186	92 074 203	118 438 640	612 504 290
69 Manufactured of metal, nes	4 070 015	24 082 112	33 806 782	192 550 434
71 Power generating machine and equipments	5 963 471	16 582 122	98 798 813	280 415 607
72 Machinery specialized for particular industry	6 821 004	50 696 596	140 741 283	732 617 762
73 Metalworking machinery	1 039 302	5 627 413	11 137 932	70 248 214
74 General industrial machinery and equipments	7 124 275	40 540 028	69 262 243	364 265 334
75 Office machinery and automatic data processing	1 588 866	8 951 728	50 647 636	299 680 973
76 Telecommunication and reproducers apparatus	4 455 117	21 451 538	117 181 815	596 336 682
77 Electrical machinery and apparatus	10 549 829	55 086 405	295 217 676	1 595 983 632
78 Road vehicles	11 617 899	41 743 217	64 426 529	251 084 802
79 Other transportation equipments	6 917 203	10 762 757	42 343 723	177 742 203
81 Sanitary, plumbing, and fittings	395 807	2 786 999	756 908	12 864 078
82 Furniture	24 852	274 665	241 332	2 071 360



**K2. IMPOR KAWASAN BERIKAT / BOUND ZONE IMPORT**  
**MENURUT GOLONGAN BARANG SITC / BY SITC COMMODITY GROUP**  
**\*\* JUNI / JUNE 2012 \*\***

SITC Uraian Golongan Barang Group Description	Berat Bersih / Net Weight (Kg)		Nilai CIF / CIF Value (US\$)	
	Bulan ini Current month	Kumulatif Cum. Jan to date	Bulan ini Current month	Kumulatif Cum. Jan to date
83 Traveling goods	25 002	149 410	642 559	2 465 015
84 Clothing	835 999	5 167 237	10 481 690	67 879 766
85 Footwear	939 719	5 106 229	10 351 693	66 142 316
87 Professional, scientific, and contractor instruments	575 005	2 100 795	14 423 214	62 033 415
88 Photographic apparatus, equipments and optics	325 091	2 035 501	7 808 370	44 341 514
89 Miscellaneous manufactured articles	5 987 774	35 360 638	58 873 962	363 172 928
97 Gold; non monetary	238	953	3 231 295	12 159 673

**C. By Commodity 3 Dijiit SITC**

012 Other Meat, Other Edible Meat Offal, Fresh, Chilled Or Frozen	97	49 010	1 473	48 745
016 Meat And Edible Meat Offal, Salted, Dried, Edible Flour Of Meat	0	268	0	6 074
017 Meat And Edible Meat Offal, Prepared Or Preserved	13	58 377	600	63 507
022 Milk, Cream, And Milk Products Other Than Butter Or Cheese	554 162	5 998 486	1 996 272	22 061 269
025 Eggs, Birds, And Egg Yolks; Fresh, Dried Or Otherwise Preserved	0	2 608	0	22 300
034 Fish, Fresh, Chilled Or Frozen	3 833 290	8 203 984	8 644 953	16 591 181
035 Fish, Dried Salted Or In Brine; Smoked Fish	0	3 842	0	144 591
036 Crustaceans, Molluscs, And Aquatic Invertebrates	550 635	3 554 719	4 591 107	26 177 278
037 Fish, Crustaceans, Molluscs, And Other Aquatic Invertebrates; Prepa	59	137 196	43	958 849
041 Wheat And Meslin, Unmilled	12 702 286	153 507 871	4 424 266	44 804 972
048 Cereal Preparations And Preparations Of Flours/Starches Of Fruit	42 364	183 043	75 565	371 422
054 Vegetables, Fresh, Chilled, Frozen Or Simply Preserved	200	29 777	1 092	65 290
056 Vegetables, Roots And Tubers, Prepared Or Preserved Nes	35 100	82 694	46 200	123 624
057 Fruit And Nut; Fresh Or Dried	10 206	13 506	22 675	53 120
058 Fruits, Preserved And Preparations	1 318	25 825	1 571	131 161
059 Fruit And Vegetable Juices	1 986	24 402	3 515	36 478
061 Sugar, Molasses, And Honey	163 559 520	832 850 446	96 263 711	491 251 068
062 Sugar Confectionery	28	62	456	1 101
071 Coffee And Coffee Substitutes	3 984	135 974	18 438	428 995
072 Cocoa	38	169	1 102	3 710
073 Chocolate And Other Food Preparations Containing Cocoa	2 701	13 694	22 604	184 989
074 Tea And Mate	147 411	1 664 614	116 139	1 695 511
075 Spices	249 301	936 596	1 963 782	8 253 885
081 Feeding Stuff For Animals	1 312	2 560 850	10 279	422 275
091 Margarine And Shortening	0	133 800	0	178 499
098 Edible Products And Preparations	77 109	500 821	151 588	1 071 257
111 Non-Alcoholic Beverages, Nes	13 324	217 934	20 247	536 802
112 Alcoholic Beverages	162 294	779 613	1 698 647	6 866 350
121 Tobacco, Unmanufactured And Refused	2 605 120	14 585 829	16 813 655	98 141 831
122 Tobacco, Manufactured	479 714	738 161	3 559 963	7 300 739
211 Hides And Skins, Raw	1	1 362	6	3 727
212 Furskins, Raw	2	28	350	8 189
222 Oil Seeds Use For Extraction Of soft Fixed Vegetable Oils	0	40 002	0	44 105
231 Natural Rubber Latex; Natural Rubber And Similar Natural Gums	1 412 808	6 187 488	4 018 813	17 293 138
232 Synthetic Rubber Latex, Synthetic/Reclaimed Rubber	6 452 177	49 679 293	19 477 946	149 257 932
244 Cork, Natural, Raw And Waste	428	14 144	1 320	54 080
245 Fuel Wood And Wood Charcoal	0	79 103	0	62 402
246 Wood In Chips Or Particles And Waste	6	59	107	787
247 Wood In The Rough Or Roughly Squared	752 826	9 950 558	336 869	3 645 260
248 Wood, Simply Worked And Railway Sleeper Of Wood	2 369 255	11 887 782	2 373 550	11 500 014
251 Pulp And Waste Paper	9 229 817	143 198 593	8 475 606	132 299 270
261 Silk	96	98	1 010	1 175
263 Cotton	4 574 171	31 064 719	10 388 523	74 759 474
264 Jute And Other Textile Bast Fibres	245 659	1 415 284	370 106	2 145 281
265 Vegetable Textile Fibres, Raw Or Processed; Waste Of These Fibres	8	2 649	65	2 515
266 Synthetic Fibres Suitable For Spinning	7 900 143	32 846 743	16 041 753	76 439 273
267 Other Man-Made Fibres Suitable For Spinning And Waste	7 696 083	39 117 478	18 662 681	106 992 102
268 Wool And Other Animal Hair	43 911	490 130	584 919	9 336 963
269 Old Clothing And Other Old Textile Articles; Rags	30	5 529	198	55 713
272 Fertilizers, Crude	146 000	815 435	117 767	610 027
273 Stone, Sand And Gravel	17 134 880	44 903 774	1 229 892	3 731 755
274 Sulphur And Unroasted Iron Pyrites	14 360 008	106 285 430	3 251 635	22 969 065
277 Natural Abrasives	609 886	2 635 236	212 835	1 065 215
278 Other Crude Minerals	3 036 688	45 145 486	1 490 732	11 316 806
281 Iron Ore And Concentrates	13 885	55 674	10 350	38 718
282 Waste And Scrap Metal Of Iron/Steel	16 359 542	97 505 841	7 608 609	43 540 610
283 Copper Ores And Concentrates	0	2 348	0	34 476
285 Aluminium Ores And Concentrates	309 233	2 834 886	240 193	2 288 678
287 Ores And Concentrates Of Basemetals	84 653	1 719 331	261 556	1 750 563
288 Non-Ferrous Base Metal Waste And Scraps	496 106	2 699 905	1 313 393	4 589 864

**K2. IMPOR KAWASAN BERIKAT / BOUND ZONE IMPORT**  
**MENURUT GOLONGAN BARANG SITC / BY SITC COMMODITY GROUP**  
**\*\* JUNI / JUNE 2012 \*\***

SITC Uraian Golongan Barang Group Description	Berat Bersih / Net Weight (Kg)		Nilai CIF / CIF Value (US\$)	
	Bulan ini Current month	Kumulatif Cum. Jan to date	Bulan ini Current month	Kumulatif Cum. Jan to date
289 Ores And Concentrates Of Precious Metals; Waste,Scraps	2	136	51	84 166
291 Crude Animal Materials	134 374	620 270	4 109 126	20 498 789
292 Crude Vegetable Materials	182 112	974 648	467 696	2 812 492
321 Coals, Pulverized Or Not	0	728 000	0	373 740
334 Petroleum Products, Refined	1 962 725	41 477 667	3 204 185	48 013 466
335 Residual Petroleum Products, And Related Materials	90 954	729 509	182 213	1 618 929
342 Liquefied Propane And Butane	0	21 776	0	21 651
343 Natural Gas, Liquefied Or Not	0	232	0	971
344 Petroleum Gases And Other Gas	4 127	76 665	77 249	594 852
411 Animal Oils And Fats	0	2	0	205
421 Fixed Vegetable Fats And Oils Soft,Crude,Refined Or Fractioned	250 792	2 222 209	388 395	3 482 805
422 Fixed Vegetable Fats And Oils Solid,Crude,Refined Or Fractioned	0	148	0	2 739
431 Animal And Vegetable Oil; Fat Processed And Their Wax	223 559	709 426	671 767	2 095 258
511 Hydrocarbon And Their Halogenated, Nitrated Derivatives	1 194 301	6 540 224	2 276 235	9 875 099
512 Alcohols,Phenols,Phenol-Alcohols And Their Halogenated	24 882 709	85 023 595	20 087 944	93 756 335
513 Carboxylic Acids,And Their Anhydrides,Halides,Peroxides	3 856 709	20 623 565	5 465 856	29 894 424
514 Nitrogen-Function Compounds	2 023 628	12 082 143	5 062 958	28 136 183
515 Organo-Inorganic And Heterocyclic Compounds	1 042 923	5 073 321	2 062 208	11 340 930
516 Other Organic Chemicals	529 766	2 944 077	1 960 150	9 904 606
522 Inorganic Chemical Elements, Oxides And Halogen Salts	12 052 897	61 660 456	13 301 161	128 340 028
523 Metallicsalts And Peroxysalts	13 231 518	59 284 404	4 221 602	21 016 216
524 Other Inorganic Chemicals;Chemical Compound Of Precious Metals	2 037 671	8 653 947	1 730 161	11 742 345
525 Radioactive And Associated Materials	1 185	31 343	35 447	1 254 664
531 Synthetic Organic; Colouring Matter	1 319 785	5 966 358	5 565 889	27 689 637
532 Dyeing/Tanning Extracts And Synthetic Tanning Materials	18 001	94 256	185 853	479 978
533 Pigments, Paints, Varnishes, And Related Materials	1 298 480	9 199 759	7 412 290	55 186 857
541 Medicinal And Pharmaceutical Products	15 376	119 024	2 168 847	10 442 870
542 Medicaments, Including Veterinary Medicaments	597	2 821	349 641	763 511
551 Essential Oils, Perfumes, And Flavour Materials	29 843	207 856	656 300	4 090 843
553 Perfumery, Cosmetics, And Toilet Preparations	12 817	585 412	732 589	4 316 662
554 Soap,Cleansing And Polishing Preparations	530 334	3 202 461	1 809 117	13 392 254
562 Fertilizers, Manufactured	151	4 021 723	1 977	2 201 209
571 Polymers Of Ethylene In Primary Forms	11 707 420	65 891 173	18 069 649	93 359 290
572 Polimers Of Styrene In Primary Forms	8 906 672	48 854 583	18 436 702	103 326 966
573 Polimers Of Vinyl Chloride In Primary Forms	240 942	2 292 046	483 972	4 945 391
574 Poliacetals And Polycarbons In Primary Forms	3 482 046	24 510 880	10 368 160	88 552 057
575 Other Plastics In Primary Forms	12 702 022	75 083 300	24 683 203	144 689 823
579 Waste And Scrap Of Plastics	7 195 364	37 514 112	5 846 336	34 281 017
581 Tubes, Pipes, And Hoses Of Plastics	220 841	1 098 097	3 459 859	16 679 571
582 Plates, Sheets, And Film Of Plastics	3 777 889	17 641 835	17 839 622	97 630 087
583 Monofilament And Rod Of Plastics	8 142	62 742	163 565	1 158 936
591 Disinfectants, Insecticides, And Fungicides Put In Forms	12 003	283 827	51 842	1 053 000
592 Starches, Inulin, And Wheat Glutenal Buminoidal Substances; Glues	24 756 091	133 307 974	14 834 232	82 402 558
593 Explosive And Pyrotechnic Products	5 488	140 736	241 920	2 964 012
597 Additive For Mineral Oils	419 947	3 100 398	1 750 738	12 542 305
598 Miscellaneous Chemical Products	3 262 315	19 180 941	10 824 961	66 533 053
611 Leathers	2 209 311	13 233 367	23 404 200	135 817 146
612 Manufactures And Composition Leathers	5 331	64 719	77 861	908 990
613 Furskins, Tanned Or Dressed	601	6 337	8 771	624 212
621 Materials Of Rubber	497 886	2 542 276	3 633 435	17 349 881
625 Rubber Tyre,Tyre Cases,Tyre Treads,Inner Tubes, And Tyre Flaps	407 942	1 242 174	1 031 440	3 817 944
629 Articles Of Rubbers	533 183	3 243 781	6 752 647	37 476 191
633 Cork Manufactures	4 639	44 532	64 850	490 237
634 Veneers,Plywood,Improved/Reconstituted Wood Worked	5 974 665	38 952 442	3 532 782	22 521 019
635 Wood Manufactures	172 188	1 329 620	575 317	5 190 018
641 Papers And Paperboards	5 908 676	26 914 301	13 982 843	63 551 245
642 Paper And Paperboard Cut To Size/Shape And Article Of Papers	2 353 520	13 943 718	6 657 699	42 687 267
651 Textile Yarns	4 350 150	23 481 408	21 335 889	125 058 330
652 Cotton Fabrics, Woven	6 870 192	42 356 194	72 147 045	449 396 440
653 Fabrics, Woven, Of Man-Made Fibres	9 796 148	51 811 054	93 793 570	539 447 381
654 Textile Fabrics, Woven, Other Than Of Cotton Or Man-Made Fibres	361 913	1 685 191	7 624 832	33 396 780
655 Knitted Or Crocheted Fabrics	10 855 997	65 923 343	94 450 348	590 603 762
656 Tulle,Lace,Embroidery,Ribbons,Trimmings And Other Small Wares	1 213 243	7 086 793	17 595 422	109 619 104
657 Special Yarns,Textile Fabrics	4 764 372	26 755 052	41 733 502	240 037 513
658 Made-Up Articles, Wholly/Chiefly Of Textile Materials	71 779	411 915	867 171	4 039 557
659 Floor Coverings	107 545	708 445	722 092	5 377 991
661 Lime,Cement And Fabricated Construction Materials	13 556 595	47 114 639	1 201 282	6 845 956
662 Clay And Refactory Construction Materials	1 602 629	3 063 063	656 978	3 011 881
663 Mineral Manufactures	3 269 309	8 510 898	4 706 062	56 397 454
664 Glass	8 206 831	44 391 221	8 009 951	44 430 537

**K2. IMPOR KAWASAN BERIKAT / BOUND ZONE IMPORT**  
**MENURUT GOLONGAN BARANG SITC / BY SITC COMMODITY GROUP**  
**\*\* JUNI / JUNE 2012 \*\***

SITC Uraian Golongan Barang Group Description	Berat Bersih / Net Weight (Kg)		Nilai CIF / CIF Value (US\$)	
	Bulan ini Current month	Kumulatif Cum. Jan to date	Bulan ini Current month	Kumulatif Cum. Jan to date
665 Glassware	89 368	478 555	832 761	4 208 461
666 Pottery	10 468	39 027	126 827	458 045
667 Pearl, Precious And Semi Precious Stones	2 055	21 097	62 473	344 527
671 Pig Iron, Spiegeleisen, Sponge Iron, And Ferro-Alloys	299 692	2 825 179	652 315	5 433 821
672 Ingots And Other Iron/Steel In Primary Forms	685 280	4 042 264	2 881 427	18 067 485
673 Flat Rolled Products, Not Clad	11 413 353	46 974 653	52 924 465	88 678 501
674 Flat Rolled Products, Clad Or Plated	8 699 284	38 420 668	10 984 045	65 301 736
675 Flat Rolled Products And Alloy Steels	1 971 336	10 840 581	5 037 918	27 106 184
676 Iron/Steel Bars, Rods, Angels, Shaped And Sections	6 001 319	33 759 093	6 142 875	39 507 079
677 Rail/Railway And Tractor Construction Of Iron/Steel Materials	1 948	169 856	18 023	154 325
678 Wire Of Iron/Steel	1 392 857	10 566 032	5 761 928	30 414 222
679 Tubes, Pipes, Hollow Profile, Pipe Fitting Of Iron/Steel	14 864 786	82 391 261	25 001 066	150 647 825
681 Silver, Platinum, And Other Metal Of The Platinum Groups	6 591	36 509	1 162 490	9 315 291
682 Copper	10 717 344	54 048 758	84 483 187	428 889 392
683 Nickel	25 420	92 404	1 648 384	4 023 708
684 Aluminium	6 446 920	33 512 063	20 428 428	114 043 406
685 Lead	2 556	309 264	47 086	754 320
686 Zinc	592 465	3 173 069	1 567 668	8 456 137
687 Tin	34 213	657 220	878 069	7 096 827
689 Miscellaneous Non-Ferrous Basemetals Employed In Metallurgy	33 677	244 916	8 223 328	39 925 209
691 Structures And Parts Of Iron/Steel Or Aluminium	41 228	1 466 700	716 973	4 235 147
692 Metal Containers For Storage And Transportations	735 189	4 830 514	1 774 695	13 629 214
693 Wire Products And Fencing Grills	337 124	811 412	1 217 249	4 615 002
694 Nails, Screws, Nuts, Bolts, Rivets Of Iron/Steel Or Copper	1 132 999	4 517 906	9 278 472	44 387 036
695 Tools For Used In The Hand Or In Machines	169 503	1 030 129	6 810 112	37 812 672
696 Cutlery	22 482	164 230	190 440	881 888
697 Household Equipment Of Base Metals	16 267	158 686	73 853	638 325
699 Manufactures Of Base Metals	1 615 223	11 102 535	13 744 988	86 351 150
711 Steam And Other Vapour Generating Boilers And Parts	37 093	2 205 851	638 462	6 337 995
712 Steam Or Other Generating Boilers And Parts	6	3 896	95	105 817
713 Internal Combustion Piston Engines And Parts	886 741	5 916 633	11 066 474	47 586 337
714 Engines And Motors, Non-Electric And Parts	35 485	222 019	23 890 093	127 649 641
716 Rotating Electric Plants And Parts	4 994 487	8 060 487	63 010 664	95 950 627
718 Other Power Generating Machines And Parts	9 659	173 236	193 025	2 785 190
721 Agricultural Machinery And Parts	81 510	581 780	619 622	3 629 794
722 Tractors	0	4 403	0	24 603
723 Civil Engineering And Contractor Plants And Equipments/Parts	675 314	5 941 113	1 886 645	14 638 527
724 Textile/Leather Machinery And Parts	2 472 504	13 833 227	39 313 733	167 547 547
725 Papermill/Pulpmill Machinery And Paper Cutting Machines	37 821	473 649	2 270 269	7 859 755
726 Printing/Book Binding Machinery And Parts	1 614 944	16 105 393	72 796 145	355 772 122
727 Food Processing Machines And Parts	303 093	2 728 020	3 020 461	32 954 765
728 Other Machines And Equipment Specialized For Particular Industry	1 635 818	11 029 011	20 834 408	150 190 649
731 Machine Tools By Removing Metal	340 143	1 891 509	5 975 019	23 364 071
733 Machine Tool For Working Metals	273 061	1 967 207	2 187 066	22 314 946
735 Parts Of Machine Tools	357 107	529 273	2 192 415	9 277 597
737 Metalworking Machinery And Parts	68 991	1 239 424	783 432	15 291 600
741 Heating And Cooling Equipments And Parts	1 707 912	9 512 615	12 813 790	73 785 421
742 Pumps For Liquid And Parts	147 769	861 607	2 804 757	16 155 819
743 Pumps, Compressors, Fans, Blowers, Centrifuges, And Parts	2 080 151	11 962 976	11 410 384	63 195 309
744 Mechanical Handling Equipments And Parts	405 523	4 513 238	1 765 701	17 493 920
745 Other Non-Electrical Machinery, Tools, And Mechanical Apparatus	129 861	1 097 214	3 807 531	25 313 696
746 Ball Or Roller Bearings	649 856	3 504 171	8 383 499	37 961 986
747 Taps, Cocks, And Valves For Pipes	183 409	1 170 913	3 932 954	23 259 642
748 Transmission Shafts And Cranks	1 425 525	5 606 019	15 735 195	57 621 128
749 Non-Electric Parts And Accessories Of Machineries	394 269	2 311 275	8 608 432	49 478 413
751 Office Machines	1 881	61 793	126 513	638 664
752 Automatic Data Processing Machines And Their Units	177 523	1 367 963	10 200 110	89 404 397
759 Parts And Accessories For Machine Of Heading 751 Or 752	1 409 462	7 521 972	40 321 013	209 637 912
761 Television Receivers	1 125	216 237	349 805	1 963 456
762 Radio Broadcast Receivers	41 838	135 862	230 286	998 137
763 Sound Recorders Or Reproducers	4 010	37 130	167 568	1 947 187
764 Telecommunication Equipments And Parts	4 408 144	21 062 309	116 434 156	591 427 902
771 Electric Power Machinery And Parts	584 313	3 694 790	10 850 817	70 290 564
772 Electrical Apparatus For Making And Breaking Electrical Circuits	2 168 899	12 318 599	59 831 114	376 730 402
773 Equipment For Distributing Electricity	2 228 692	12 421 403	29 026 555	156 621 315
774 Electrical Apparatus For Medical Purposes And Radiological Apparatus	15 543	24 311	416 861	1 330 658
775 Household Type, Electrical/Non-Electrical Equipments	477 007	2 269 807	2 076 097	10 234 959
776 Thermionic, Cold Cathode, And Photo Cathode Valves/Tubes	2 278 753	10 333 440	119 598 261	664 231 877
778 Electrical Machinery And Apparatus	2 796 622	14 024 055	73 417 971	316 543 857
781 Passenger Motor Cars	975 780	3 585 573	12 332 698	39 973 019

**K2. IMPOR KAWASAN BERIKAT / BOUND ZONE IMPORT**  
**MENURUT GOLONGAN BARANG SITC / BY SITC COMMODITY GROUP**  
**\*\* JUNI / JUNE 2012 \*\***

SITC Uraian Golongan Barang Group Description	Berat Bersih / Net Weight (Kg)		Nilai CIF / CIF Value (US\$)	
	Bulan ini Current month	Kumulatif Cum. Jan to date	Bulan ini Current month	Kumulatif Cum. Jan to date
782 Motor Vehicle For The Transportation Of Goods	692 713	1 941 895	1 110 359	4 880 684
783 Road Motor Vehicles	99 307	221 264	140 739	366 978
784 Parts And Accessories Of The Motor Vehicles	4 925 463	19 406 742	46 016 521	184 287 773
785 Motorcycles, Scooters, And Other Cycles Motorized/Non Motorized	4 841 423	16 323 549	4 581 382	20 842 487
786 Trailers And Other Vehicles, Not Motorized	83 213	264 194	244 830	733 861
791 Railway Vehicles And Associated Equipments	11 696	14 823	55 118	145 754
792 Aircraft And Associated Equipments And Parts	42 190	299 501	16 781 136	151 289 321
793 Ships, Boats, And Floating Structures	6 863 317	10 448 433	25 507 469	26 307 128
811 Prefabricated Buildings	77 016	635 172	50 286	2 447 929
812 Sanitary, Plumbing, Heating, And Lighting Fixtures/Fittings	264 544	1 691 283	505 298	8 447 448
813 Lighting Fixtures And Fittings	54 247	460 544	201 324	1 968 701
821 Furnitures And Parts	24 852	274 665	241 332	2 071 360
831 Travel Goods	25 002	149 410	642 559	2 465 015
841 Men'S Coats/Jackets, Not Knitted	41 732	131 094	201 346	1 621 669
842 Women'S Coats/Jacket, Not Knitted	29 154	246 206	208 393	1 312 591
843 Men'S Coats/Jackets, Knitted	11 831	402 077	110 241	4 015 000
844 Women'S Coats/Jackets, Knitted	82 460	465 043	966 198	5 832 742
845 Articles Of Apparel	113 174	724 336	1 862 577	12 354 184
846 Clothing Accessories Of Textiles Fabrics	257 890	1 584 177	3 801 390	24 337 648
848 Articles Of Apparel And Clothing Accessories Of Other Than Textile F	299 758	1 614 304	3 331 545	18 405 932
851 Footwears	939 719	5 106 229	10 351 693	66 142 316
871 Optical Instrument And Apparatus	243 378	423 384	7 984 579	18 193 677
872 Medical Instruments And Appliances	1 388	18 866	36 600	418 016
873 Meters And Counters	99 642	810 135	1 345 453	10 583 482
874 Measuring, Checking, Analysing, And Controlling Instrument And Ap	230 597	848 410	5 056 582	32 838 240
881 Photographic Apparatus And Equipments	7 008	50 603	481 144	5 287 024
882 Photographic And Chinematographic Supplies	233 915	1 437 533	223 877	1 558 560
883 Cinematograph Film, Exposed And Developed	9	30	16	71
884 Optical Goods	74 347	493 480	6 956 884	35 874 497
885 Watches And Clocks	9 812	53 855	146 449	1 621 362
891 Arms And Ammunitions	7	1 931	473	28 699
892 Printed Matter	536 120	3 647 952	9 716 494	60 652 285
893 Article Of Plastics	3 146 776	18 267 837	18 327 163	107 587 673
894 Baby Carriages, Toys, Games, And Sporting Goods	320 276	1 890 505	705 464	4 020 655
895 Office And Stationery Supplies	163 054	758 090	1 481 751	8 717 976
896 Works Of Art, Collectors Pieces And Antiques	1 018	4 402	19 885	100 763
897 Jewellery, Goldsmith, Silversmith Wares, And Other Articles	6 278	95 395	965 885	6 273 068
898 Musical Instrument And Parts/Accessories	1 046 634	6 118 019	13 959 657	95 900 571
899 Other Miscellaneous Manufactured Articles	767 611	4 576 507	13 697 190	79 891 238
971 Gold, Non-Monetary	238	953	3 231 295	12 159 673
<b>TOTAL IMPORT</b>	<b>637 528 437</b>	<b>3 495 343 931</b>	<b>2 131 968 602</b>	<b>11 472 355 875</b>

**K3. IMPOR KAWASAN BERIKAT / BOUND ZONE IMPORT  
MENURUT NEGARA ASAL / BY COUNTRY OF ORIGIN  
\*\* JUNI / JUNE 2012 \*\***

Kode Code	Negara Asal Country of Origin	Berat Bersih / Net Weight (Kg)		Nilai CIF / CIF Value (US\$)	
		Bulan ini Current month	Kumulatif Cum. Jan to date	Bulan ini Current month	Kumulatif Cum. Jan to date
111	JP JAPAN	36 045 138	203 779 330	433 558 431	2 010 514 078
112	HK HONG KONG	10 194 724	62 736 135	130 721 668	747 455 959
113	KP KOREA, DEM. PEOPLE'S REP.	439 792	821 405	392 809	876 719
114	KR KOREA, REPUBLIC OF	43 639 647	235 755 338	250 696 637	1 512 855 677
115	TW TAIWAN	17 157 504	96 025 178	106 148 602	614 977 325
116	CN CHINA	85 568 401	413 101 069	442 364 824	2 313 608 058
117	MN MONGOLIA	0	2 878	0	31 927
118	MO MACAU	8 125	67 736	92 555	803 508
120	PG PAPUA NEW GUINEA	2 679 600	5 843 053	5 968 934	7 520 136
121	TH THAILAND	208 824 859	977 682 023	181 419 321	894 876 650
122	SG SINGAPORE	52 739 244	271 694 263	182 684 884	915 519 656
123	PH PHILIPPINES	969 984	15 964 511	8 728 109	48 806 223
124	MY MALAYSIA	37 711 170	185 490 420	64 625 601	370 584 220
125	MM MYANMAR	459	50 219	22 977	297 554
126	KH CAMBODIA	39 302	104 665	239 972	634 491
127	BN BRUNEI DARUSSALAM	206 550	207 313	99 144	107 727
129	NP NEPAL	13	140	256	4 105
130	BT BHUTAN	35	35	1 160	1 160
131	VN VIET NAM	8 316 428	47 488 661	26 318 272	161 328 921
133	IN INDIA	6 288 033	36 743 179	16 553 280	97 096 267
134	PK PAKISTAN	918 047	5 830 122	1 897 945	16 591 901
135	BD BANGLADESH	18 594	172 854	20 777	474 643
136	LK SRI LANKA	40 216	253 466	200 623	1 834 830
138	ID INDONESIA	680 874	3 210 866	5 256 214	19 262 523
141	IQ IRAQ	0	22	0	1 174
142	IR IRAN (ISLAMIC REPUBLIC OF)	3 432 187	3 942 869	1 416 294	1 734 452
143	SA SAUDI ARABIA	8 229 297	46 399 218	10 842 889	68 692 830
144	IL ISRAEL	2	42 029	68	138 324
145	KW KUWAIT	2 961 613	14 238 762	3 498 832	14 833 315
146	JO JORDAN	19	149 375	2 974	184 344
147	YD PEOP. DEM. REP. OF YEMEN	0	762	0	1 540
148	LB LEBANON	0	75	0	4 451
151	YE YEMEN	335	887	80 000	91 349
152	OM OMAN	7 985 348	9 330 451	4 098 567	7 106 058
153	SY SYRIA ARAB REPUBLIC	0	4 800	0	29 760
154	TR TURKEY	586 409	3 104 490	2 342 950	14 728 174
155	AE UNITED ARAB EMIRATES	14 725 070	70 958 501	5 257 405	27 505 277
156	QA QATAR	1 683 098	9 200 752	3 633 171	19 238 860
157	BH BAHRAIN	20	966 940	50	454 502
158	CY CYPRUS	84 000	497 600	202 608	1 152 401
211	EG EGYPT	11	4 130 550	182	1 289 190
213	MA MOROCCO	155	1 581	6 247	13 126
214	TN TUNISIA	22	183	3 066	14 680
215	DZ ALGERIA	33	33	764	764
216	SD SUDAN	0	10	0	430
219	NA NAMIBIA	0	182 105	0	84 288
221	ET ETHIOPIA	708	2 256	79 177	225 413
222	TZ TANZANIA, UNITED REP. OF	0	849 357	0	2 879 336
223	MG MADAGASCAR	95 223	168 116	826 411	1 771 506
224	SO SOMALIA	0	62 500	0	180 319
225	KE KENYA	11 777	120 121	143 868	477 387
227	MZ MOZAMBIQUE	0	212 261	0	462 911
228	BW BOTSWANA	13	13	52	52
230	TG TOGO	431 854	665 662	242 047	399 110
231	GH GHANA	0	89 740	0	37 511
232	LR LIBERIA	0	3 200	0	76 928
233	GN GUINEA	0	5	0	3 086
234	AO ANGOLA	0	854 230	0	369 713
235	CG CONGO	0	2	0	59
236	CM CAMEROON	100 831	319 694	109 085	310 184
237	NG NIGERIA	0	292 389	0	594 203
238	SL SIERRA LEONE	0	60	0	3 102
239	GA GABON	194 529	255 629	220 291	245 831
240	CI COTE D'IVOIRE	67	106	634	1 381
241	SN SENEGAL	0	3 908	0	10 728
243	ML MALI	409 135	615 899	906 502	1 412 009

**K3. IMPOR KAWASAN BERIKAT / BOUND ZONE IMPORT  
MENURUT NEGARA ASAL / BY COUNTRY OF ORIGIN  
\*\* JUNI / JUNE 2012 \*\***

Kode Code	Negara Asal Country of Origin	Berat Bersih / Net Weight (Kg)		Nilai CIF / CIF Value (US\$)	
		Bulan ini Current month	Kumulatif Cum. Jan to date	Bulan ini Current month	Kumulatif Cum. Jan to date
244	BJ BENIN	486 620	787 500	224 818	362 019
245	BF BURKINA FASO	204 736	1 422 677	453 624	3 549 459
247	GM GAMBIA	0	11	0	1 025
248	VI U.S. VIRGIN ISLANDS	0	93	0	6 058
249	SC SEYCHELLES	0	4 556	0	68 658
251	UG UGANDA	44 344	554 477	92 692	1 702 515
252	CF CENTRAL AFRICAN REPUBLIC	1 185 990	1 185 990	547 927	547 927
256	SH SAINT HELENA	44	182	126 588	131 999
260	SZ SWAZILAND	0	25 262	0	1 621 622
261	ZA SOUTH AFRICA	4 024 328	92 551 813	6 339 717	101 703 774
262	ZW ZIMBABWE	150 377	2 332 799	999 151	12 615 802
265	KM COMOROS	13	19 504	86	29 442
267	MU MAURITIUS	10	41	240	734
268	RW RWANDA	0	43	0	780
298	VG VIRGIN ISLANDS (BRITISH)	51 855	314 227	250 830	1 606 845
311	AU AUSTRALIA	9 850 896	199 916 109	26 670 406	179 775 119
312	NZ NEW ZEALAND	3 107 531	30 955 175	3 568 114	38 008 539
322	NC NEW CALEDONIA	0	4	0	96
328	IO BRITISH INDIAN OCEAN TERRITORY	2	20 002	630	40 630
331	AS AMERICAN SAMOA	73 528	708 534	464 587	1 385 500
332	CK COOK ISLANDS	1 408	1 408	21 578	21 578
333	FJ FIJI	0	582	0	9 868
335	MH MARSHALL ISLANDS	0	1	0	10
336	WS SAMOA	19	8 874	250	83 456
342	CC COCOS (KEELING) ISLANDS	0	13	0	1 212
343	TK TOKELAU	0	1	0	2
391	TL EAST TIMOR	0	48 000	0	217 683
411	US UNITED STATES	23 918 310	104 647 911	82 914 948	398 998 471
412	CA CANADA	527 412	4 955 399	2 484 529	46 062 384
421	MX MEXICO	4 222 608	22 649 167	3 618 014	22 773 649
422	GT GUATEMALA	1 415	28 599	14 143	186 159
423	HN HONDURAS	0	1 239	0	34 984
424	NI NICARAGUA	0	15 412	0	439 161
425	PA PANAMA	3	135	111	14 428
426	CU CUBA	269	875	845	2 736
431	CL CHILE	1 780 835	15 532 424	5 073 594	45 442 497
432	VE VENEZUELA	0	11	0	108
433	AR ARGENTINA	9 062 966	34 152 322	12 788 231	57 192 795
434	BR BRAZIL	3 198 101	67 582 640	6 183 693	77 701 312
435	CO COLOMBIA	284	1 494	19 674	32 983
436	BO BOLIVIA	0	14 510	0	138 746
437	UY URUGUAY	6	1 648 075	55	910 703
438	PY PARAGUAY	138 211	156 728	175 085	209 513
441	EC ECUADOR	0	18 582	0	502 478
442	PE PERU	5 796	82 237	28 349	234 524
444	TT TRINIDAD AND TOBAGO	0	187 987	0	86 102
445	BS BAHAMAS	108	2 587	555	15 179
446	JM JAMAICA	2 907	3 183	14 048	18 194
447	PR PUERTO RICO	1 741	2 029	27 654	39 607
448	BZ BELIZE	0	8 321	0	145 181
449	DO DOMINICAN REPUBLIC	25	33 375	5 806	650 617
450	SV EL SALVADOR	14 715	41 189	231 205	601 720
451	CR COSTA RICA	257	23 530	14 854	552 961
452	HT HAITI	0	19	0	165
453	BB BARBADOS	45	45	232	232
454	AG ANTIGUA AND BARBUDA	0	3 560 000	0	19 525
457	BM BERMUDA	0	38	0	319
459	KY CAYMAN ISLANDS	0	2	0	15 163
464	GL GREENLAND	19 800	518 915	61 935	2 249 362
465	GD GRENADA	0	3	0	900
466	MQ MARTINIQUE	0	1 695	0	13 162
467	AN NETHERLANDS ANTILLES	0	3 382	0	42 974
511	GB UNITED KINGDOM	1 002 099	11 104 202	6 395 086	75 685 640
512	NL NETHERLANDS	6 062 929	14 524 173	13 685 882	46 501 783
513	FR FRANCE	275 724	6 699 779	6 352 463	42 721 717
514	DE GERMANY, FED. REP. OF	2 810 324	19 154 070	23 151 209	126 000 611

**K3. IMPOR KAWASAN BERIKAT / BOUND ZONE IMPORT  
MENURUT NEGARA ASAL / BY COUNTRY OF ORIGIN  
\*\* JUNI / JUNE 2012 \*\***

Kode Code	Negara Asal Country of Origin	Berat Bersih / Net Weight (Kg)		Nilai CIF / CIF Value (US\$)	
		Bulan ini Current month	Kumulatif Cum. Jan to date	Bulan ini Current month	Kumulatif Cum. Jan to date
515 AT	AUSTRIA	98 281	3 030 839	1 944 141	25 363 053
516 BE	BELGIUM	350 424	5 475 275	1 494 452	26 595 279
517 CH	SWITZERLAND	1 316 211	3 474 684	4 850 660	35 378 659
518 LU	LUXEMBOURG	3 774	35 516	75 524	359 918
520 MC	MONACO	0	2 642	0	38 681
521 DK	DENMARK	258 442	551 718	1 179 267	2 391 289
522 NO	NORWAY	23 113	95 661	26 248	4 156 769
523 SE	SWEDEN	1 302 403	4 994 409	2 883 016	14 656 854
524 FI	FINLAND	170 680	2 790 918	1 062 676	6 986 302
525 IE	IRELAND	21 567	1 571 531	142 317	1 644 020
526 IT	ITALY	3 689 943	28 411 714	10 708 889	80 260 870
527 ES	SPAIN	163 378	1 422 519	2 466 697	13 117 932
528 PT	PORTUGAL	7 871	340 622	173 276	3 713 325
529 IS	ICELAND	15 252	15 386	21 840	25 822
531 GR	GREECE	948 522	4 912 358	3 297 750	13 224 721
534 LI	LIECHTENSTEIN	1 187	1 187	40 128	40 128
540 CD	DEMOCRATIC REP. OF THE CONGO	180 363	855 394	445 495	2 104 037
542 HU	HUNGARY	6 730	363 893	313 996	2 566 728
543 PL	POLAND	188 358	831 441	1 192 073	6 049 870
544 RO	ROMANIA	23 718	87 868	113 257	485 506
545 BG	BULGARIA	54 963	338 397	73 444	878 592
549 AM	ARMENIA	0	944	0	9 666
551 BY	BELARUS	0	586	0	12 541
552 KZ	KAZAKHSTAN	5	7	4 585	6 652
553 KG	KYRGYZSTAN	2 269	36 307	35 681	639 922
554 MD	MOLDOVA, REPUBLIC OF	6	188	13	2 690
557 UA	UKRAINE	501	32 091 948	4 227	11 637 629
558 UZ	UZBEKISTAN	0	396	0	18 966
559 LT	LITHUANIA	0	1 077 386	0	534 500
560 LV	LATVIA	575	83 790	15 056	387 027
561 EE	ESTONIA	0	360	0	13 828
562 GE	GEORGIA	6	14 525	1 174	626 281
563 HR	CROATIA	500	846	2 989	14 573
564 BA	BOSNIA AND HERZEGOVINA	0	600	0	9 490
565 MT	MALTA	12 870	132 324	10 811	292 808
566 SK	SLOVAKIA	120 626	343 839	223 875	749 280
567 SI	SLOVENIA	12 298	26 393	45 004	156 834
568 CZ	CZECH REPUBLIC	2 498 624	8 619 040	2 273 553	8 936 776
572 RU	RUSSIA FEDERATION	407 891	24 404 316	1 915 921	15 712 644
<b>TOTAL IMPORT</b>		<b>637 528 437</b>	<b>3 495 343 931</b>	<b>2 131 968 602</b>	<b>11 472 355 875</b>

**K4. IMPOR KAWASAN BERIKAT / BOUND ZONE IMPORT**  
**MENURUT PROPINSI DAN PELABUHAN IMPOR / BY PROVINCE AND PORT OF IMPORTATION**  
**\*\* JUNI / JUNE 2012 \*\***

Kode Code	Propinsi / Pelabuhan Impor Province / Port of Importation	Berat Bersih / Net Weight (Kg)		Nilai CIF / CIF Value (US\$)	
		Bulan ini Current month	Kumulatif Cum. Jan to date	Bulan ini Current month	Kumulatif Cum. Jan to date
	<b>ACEH</b>	<b>0</b>	<b>37 104</b>	<b>0</b>	<b>39 355</b>
101	IDSBG ACEH - SABANG	0	37 104	0	39 355
	<b>SUMATERA UTARA</b>	<b>16 091 723</b>	<b>85 549 515</b>	<b>83 705 279</b>	<b>241 751 433</b>
144	IDBLW BELAWAN	16 090 394	84 306 393	83 433 487	235 334 914
166	IDMES MEDAN / POLONIA (U)	1 329	454 219	271 792	1 214 593
170	IDKTJ KUALA TANJUNG	0	788 903	0	5 201 926
	<b>RIAU</b>	<b>73 247 185</b>	<b>272 948 732</b>	<b>41 570 794</b>	<b>165 826 752</b>
225	IDDUM DUMAI	14 277 470	20 667 615	12 591 364	23 147 257
235	IDSUQ SUNGAI GUNTUNG	1 464 038	9 563 475	4 082 237	30 535 365
242	IDTEM TEMBILAHAN	11 415	797 655	1 536 488	10 005 180
273	IDPAK PEKAN BARU	13 055	22 855 213	111 933	3 865 871
277	IDBUN BUATAN	57 481 207	219 064 774	23 248 772	98 273 079
	<b>KEPULAUAN RIAU</b>	<b>19 370 468</b>	<b>78 816 931</b>	<b>89 036 546</b>	<b>383 662 180</b>
248	IDTBK TANJUNG BALAI KARIMUN	12 352 449	57 044 130	69 934 128	153 874 389
250	IDTAN TANJUNG UBAN	0	14 307 048	0	209 131 136
251	IDTPN TANJUNG PINANG	27 972	471 023	67 832	1 581 627
257	IDBPD BELAKANG PADANG	6 990 047	6 990 047	19 034 586	19 034 586
262	IDTNJ KIJANG (U)	0	4 683	0	40 442
	<b>LAMPUNG</b>	<b>1 407 801</b>	<b>32 471 992</b>	<b>1 981 940</b>	<b>26 529 072</b>
395	IDPJG PANJANG	1 407 801	32 471 992	1 981 940	26 529 072
	<b>DKI JAKARTA</b>	<b>270 900 784</b>	<b>1 696 882 440</b>	<b>1 560 839 361</b>	<b>8 949 338 331</b>
431	IDTPP TANJUNG PRIOK	253 016 051	1 532 934 896	1 200 049 386	6 430 905 546
432	IDKLB KALIBARU	12 951 200	87 198 768	4 202 258	24 389 090
433	IDJKT JAKARTA / PASAR IKAN	1 156 585	2 763 328	4 236 533	10 874 989
434	IDCGK SOEKARNO-HATTA (U)	3 767 522	73 305 184	350 888 139	2 470 158 863
436	IDHLP HALIM PERDANA KUSUMA (U)	9 426	680 264	1 463 045	13 009 843
	<b>BANTEN</b>	<b>169 352 588</b>	<b>874 794 976</b>	<b>104 349 929</b>	<b>539 298 806</b>
461	IDMRK MERAK	15 341 682	184 594 898	7 781 018	111 694 821
473	IDCGD CIGADING	154 010 906	690 200 078	96 568 911	427 603 985
	<b>JAWA BARAT</b>	<b>0</b>	<b>30</b>	<b>0</b>	<b>21 945</b>
463	IDCBN CIREBON/PENGGUNG (U)	0	18	0	1 890
466	IDBDO HUSEIN SASTRANEGARA	0	12	0	20 055
	<b>JAWA TENGAH</b>	<b>26 944 309</b>	<b>112 510 348</b>	<b>127 556 464</b>	<b>528 438 916</b>
494	IDTES TANJUNG EMAS	26 755 906	112 033 087	126 155 682	524 121 698
496	IDSRG ACHMAD YANI (U)	27 775	133 588	273 403	1 308 652
497	IDSMR SEMARANG (PTT)	160 020	337 204	1 098 959	2 711 359
498	IDSOC JEBRES/ADI SUMARMO	608	6 469	28 420	297 207
	<b>DI YOGYAKARTA</b>	<b>80</b>	<b>2 517</b>	<b>10 014</b>	<b>81 296</b>
531	IDJOG ADI SUCIPTO (U)	80	2 498	10 014	79 649
532	IDJOK YOGYAKARTA (PTT)	0	19	0	1 647
	<b>JAWA TIMUR</b>	<b>60 188 952</b>	<b>340 616 323</b>	<b>120 560 382</b>	<b>622 721 397</b>
563	IDTPE TANJUNG PERAK	58 271 878	335 449 361	106 746 160	549 074 701
567	IDBJU BANYUWANGI	1 330 000	1 330 000	2 969 375	2 969 375
587	IDSUB JUANDA (U)-SURABAYA	89 241	1 159 620	9 418 794	63 063 538
588	IDSUR SURABAYA (PTT)	497 833	2 677 342	1 426 053	7 613 783
	<b>BALI</b>	<b>22 137</b>	<b>169 336</b>	<b>2 341 342</b>	<b>11 237 185</b>
613	IDBOA BENOA/LOLOAN	0	48 368	0	142 517
620	IDDPS NGURAH RAI (U)	22 137	120 968	2 341 342	11 094 668
	<b>KALIMANTAN SELATAN</b>	<b>0</b>	<b>461 934</b>	<b>0</b>	<b>2 886 380</b>
773	IDKTB KOTABARU	0	461 934	0	2 886 380
	<b>KALIMANTAN TIMUR</b>	<b>2 410</b>	<b>81 753</b>	<b>16 551</b>	<b>522 827</b>
803	IDBPP BALIKPAPAN	0	68 597	0	160 088
814	IDBPN SEPINGGAN (U)	2 410	13 156	16 551	362 739
	<b>TOTAL IMPORT</b>	<b>637 528 437</b>	<b>3 495 343 931</b>	<b>2 131 968 602</b>	<b>11 472 355 875</b>





# DATA

## MENCERDASKAN BANGSA



### **BADAN PUSAT STATISTIK**

Jl. dr. Sutomo No. 6-8 Jakarta 10710  
Telp. : (021) 3841195, 3842508, 3810291-4, Fax. : (021) 3857046  
Homepage : <http://www.bps.go.id> E-mail : [bpsHQ@bps.go.id](mailto:bpsHQ@bps.go.id)

