



Katalog BPS: 6205004

# Statistik Captive Power 2012





# Statistik Captive Power 2012

# STATISTIK CAPTIVE POWER 2012

ISBN : 978-979-064-590-5  
No. Publikasi : 05330.1209  
Katalog BPS : 6205004  
Ukuran Buku : 28 cm x 21 cm

Naskah :  
Subdirektorat Laporan Statistik

Gambar Kulit :  
Subdirektorat Statistik Pertambangan Energi

Diterbitkan oleh :  
Badan Pusat Statistik, Jakarta-Indonesia

Dicetak oleh :

Boleh dikutip dengan menyebut sumbernya

<http://www.bps.go.id>

**TIM PENYUSUN/ *TEAM MEMBERS***

**Editor/ *Editors* :**

Sodikin Baidowi, M.Stat.  
Edi Prawoto, M.App.Econ.

**Penulis/ *Contributors* :**

Intan Nafisah, S.ST.

**Pengolah Data/ *Data Processing* :**

Intan Nafisah, S.ST.

<http://www.bkps.go.id>



## Kata Pengantar

---

Statistik Captive Power 2012 adalah publikasi dari kegiatan Survei Captive Power yang dilaksanakan oleh Badan Pusat Statistik pada tahun 2012. Publikasi ini menyajikan data energi listrik yang diproduksi sendiri oleh perusahaan komersial maupun non komersial untuk memenuhi kebutuhan energi listrik. Data energi listrik tersebut sangat bermanfaat untuk mengetahui secara komprehensif volume produksi dan kebutuhan energi listrik dalam negeri.

Kami menyadari akan keterbatasan cakupan penyajian data statistik Captive Power tahun ini karena cakupannya masih terbatas pada kegiatan usaha sektor pertanian, usaha pengolahan sampah, taman hiburan serta usaha penyewaan gedung pertemuan/pesta. Kedepan, kami akan mencoba melengkapi cakupan sektor kegiatan sehingga dapat memperoleh data captive power yang lebih komprehensif.

Akhirnya, untuk penyempurnaan publikasi mendatang kami mengharapkan saran dan masukan dari pengguna data.

Jakarta, November 2012

KEPALA BADAN PUSAT STATISTIK

Dr. Suryamin, M.Sc.

NIP. 19560805 197903 1 001

## **Foreword**

---

*Indonesian Captive Power Statistics 2012 is a continuation of the previous publication published by BPS-Statistics Indonesia. This publication presents electricity energy data covering production and consumption of electricity by company. This publication is very useful for assessing, analyzing and formulating electricity energy policy in Indonesia*

*The activity coverage on this publication are agriculturals, waste processing plants, theme parks and rental buildings. We are aware of coverage limitation on this issues due to unavailability of data sources. For the next year, another activities will be added for more comprehensif captive power data.*

*Finally, suggestions for further improvements are always welcome.*

*Jakarta, November 2012*

*BPS – Statistics Indonesia*

*Suryamin*

*Director General*



## DAFTAR ISI/CONTENTS

|   | <i>Halaman/Pages</i> |
|---|----------------------|
| Kata Pengantar/ <i>Foreword</i> .....             | i                    |
| Daftar Isi/ <i>Contents</i> .....                 | iii                  |
| Daftar Tabel/ <i>List of Tables</i> .....         | iv                   |
| Daftar Gambar/ <i>List of Figures</i> .....       | vii                  |
| Tanda-tanda/ <i>Symbols</i> .....                 | viii                 |
| Penjelasan Umum/ <i>General Explanatory</i> ..... | 1                    |
| Ulasan Ringkasan/ <i>Summary</i> .....            | 5                    |
| Tabel-Tabel/ <i>Tables</i> .....                  | 11                   |

## DAFTAR TABEL/LIST OF TABLES

|                              |   | <b>Halaman</b><br><i>Page</i> |
|------------------------------|---|-------------------------------|
| <u>Tabel</u><br><i>Table</i> | 1    Populasi Perusahaan Menurut Provinsi dan Kegiatan Usaha<br><i>Population of Company by Province and Kind of Activity.....</i>  | 11                            |
| <u>Tabel</u><br><i>Table</i> | 2    Banyaknya Perusahaan Menurut Provinsi dan Sumber Tenaga Listrik yang Digunakan<br><i>Number of Company by Province and Source of Electricity Used....</i>  | 12                            |
| <u>Tabel</u><br><i>Table</i> | 2.1    Banyaknya Usaha Sektor Pertanian Menurut Provinsi dan Sumber Tenaga Listrik yang Digunakan<br><i>Number of Agriculturals by Province and Source of Electricity Used.....</i>   | 13                            |
| <u>Tabel</u><br><i>Table</i> | 2.2    Banyaknya Usaha Pengolahan Sampah Menurut Provinsi dan Sumber Tenaga Listrik yang Digunakan<br><i>Number of Waste Processing Plants by Province and Source of Electricity Used.....</i>                              | 14                            |
| <u>Tabel</u><br><i>Table</i> | 2.3    Banyaknya Taman Hiburan Menurut Provinsi dan Sumber Tenaga Listrik yang Digunakan<br><i>Number of Theme Parks by Province and Source of Electricity Used.....</i>  | 15                            |
| <u>Tabel</u><br><i>Table</i> | 2.4    Banyaknya Usaha Penyewaan Gedung Pertemuan/Pesta Menurut Provinsi dan Sumber Tenaga Listrik yang Digunakan<br><i>Number of Rental Buildings by Province and Source of Electricity Used.....</i>                      | 16                            |
| <u>Tabel</u><br><i>Table</i> | 3    Rata-Rata Daya Terpasang Listrik Berlangganan Menurut Provinsi dan Jenis Kegiatan Usaha<br><i>Average Installed Capacities of Electricity Companies by Province and Kind of Activity .....</i>                         | 17                            |
| <u>Tabel</u><br><i>Table</i> | 4.1    Banyaknya Pemakaian Listrik Berlangganan Menurut Provinsi dan Jenis Kegiatan Usaha Selama Setahun<br><i>Electricity Consumption by Province and Kind of Activity for Year .....</i>                                  | 18                            |
| <u>Tabel</u><br><i>Table</i> | 4.2    Rata-Rata Pemakaian Listrik Berlangganan per Perusahaan Menurut Provinsi dan Jenis Kegiatan Usaha Selama Setahun<br><i>Average Electricity Consumpt by a Company by Province and Kind of Activity for Year .....</i> | 19                            |
| <u>Tabel</u><br><i>Table</i> | 5    Nilai Pemakaian Listrik Berlangganan per Bulan Menurut Provinsi dan Jenis Kegiatan Usaha<br><i>Value of Electricity Consumpt in a Month by Province and Kind of Activity .....</i>                                     | 20                            |

|                              |     |   |    |
|------------------------------|-----|---|----|
| <u>Tabel</u><br><i>Table</i> | 5.1 | Rata-rata Harga Listrik Berlangganan per Kwh Menurut Provinsi dan Jenis Kegiatan Usaha<br><i>Average Value of Electricity Consumed per Kwh in a Month by Province and Kind of Activity .....</i>  | 21 |
| <u>Tabel</u><br><i>Table</i> | 5.2 | Rata-Rata Nilai Pemakaian Listrik Berlangganan per Bulan per Perusahaan Menurut Provinsi dan Jenis Kegiatan Usaha<br><i>Average Value of Electricity Consumpt for a Month by Province and Kind of Activity .....</i>                        | 22 |
| <u>Tabel</u><br><i>Table</i> | 6.1 | Banyaknya Usaha Sektor Pertanian Menurut Provinsi dan Persentase Biaya Listrik Terhadap Biaya Operasional<br><i>Number of Agriculturals by Province and Percentage of Electricity Cost to Total Operating Cost .....</i>                    | 23 |
| <u>Tabel</u><br><i>Table</i> | 6.2 | Banyaknya Usaha Pengolahan Sampah Menurut Provinsi dan Persentase Biaya Listrik Terhadap Biaya Operasional<br><i>Number of Waste Processing Plants by Province and Percentage of Electricity Cost to Total Operating Cost .....</i>         | 24 |
| <u>Tabel</u><br><i>Table</i> | 6.3 | Banyaknya Taman Hiburan Menurut Provinsi dan Persentase Biaya Listrik Terhadap Biaya Operasional<br><i>Number of Theme Parks by Province and Percentage of Electricity Cost to Total Operating Cost .....</i>                               | 25 |
| <u>Tabel</u><br><i>Table</i> | 6.4 | Banyaknya Usaha Penyewaan Gedung Pertemuan/Pesta Menurut Provinsi dan Persentase Biaya Listrik Terhadap Biaya Operasional<br><i>Number of Rental Buildings by Province and Percentage of Electricity Cost to Total Operating Cost .....</i> | 26 |
| <u>Tabel</u><br><i>Table</i> | 7.1 | Banyaknya Usaha Sektor Pertanian Menurut Provinsi dan Periode Tahun Awal Penggunaan Generator Listrik<br><i>Number of Agriculturals by Province and Starting Year Period of Using Electricity Generator .....</i>                           | 27 |
| <u>Tabel</u><br><i>Table</i> | 7.2 | Banyaknya Usaha Pengolahan Sampah Menurut Provinsi dan Periode Tahun Awal Penggunaan Generator Listrik<br><i>Number of Waste Processing Plants by Province and Starting Year Period of Using Electricity Generator.....</i>                 | 28 |
| <u>Tabel</u><br><i>Table</i> | 7.3 | Banyaknya Taman Hiburan Menurut Provinsi dan Periode Tahun Awal Penggunaan Generator Listrik<br><i>Number of Theme Parks by Province and Starting Year Period of Using Electricity Generator.....</i>                                       | 29 |
| <u>Tabel</u><br><i>Table</i> | 7.4 | Banyaknya Usaha Penyewaan Gedung Pertemuan/Pesta Menurut Provinsi dan Periode Tahun Awal Penggunaan Generator Listrik<br><i>Number of Rental Buildings by Province and Starting Year Period of Using Electricity Generator.....</i>         | 30 |
| <u>Tabel</u><br><i>Table</i> | 8   | Banyaknya Perusahaan Menurut Provinsi dan Rata-Rata Kapasitas Generator yang Digunakan<br><i>Number of Company by Province and Average of Generator Capacity Used.....</i>  | 31 |

|                              |     |  |    |
|------------------------------|-----|--|----|
| <u>Tabel</u><br><i>Table</i> | 8.1 | Banyaknya Usaha Sektor Pertanian Menurut Provinsi dan Rata Rata Kapasitas Generator yang Digunakan<br><i>Number of Agriculturals by Province and Average of Generator Capacity Used .....</i>  | 32 |
| <u>Tabel</u><br><i>Table</i> | 8.2 | Banyaknya Usaha Pengolahan Sampah Menurut Provinsi dan Rata-Rata Kapasitas Generator yang Digunakan<br><i>Number of Waste Processing Plants by Province and Average Of Generator Capacity Used .....</i>                                 | 33 |
| <u>Tabel</u><br><i>Table</i> | 8.3 | Banyaknya Taman Hiburan Menurut Provinsi dan Rata-Rata Kapasitas Generator yang Digunakan<br><i>Number of Theme Parks by Province and Average of Generator Capacity Used.....</i>  | 34 |
| <u>Tabel</u><br><i>Table</i> | 8.4 | Banyaknya Usaha Penyewaan Gedung Pertemuan/Pesta Menurut Provinsi dan Rata-Rata Kapasitas Generator yang Digunakan<br><i>Number of Rental Buildings by Province and Average of Generator Capacity Used.....</i>                          | 35 |
| <u>Tabel</u><br><i>Table</i> | 9   | Volume Pemakaian Minyak Solar dan Bensin Selama Setahun<br><i>Volume of Automotive Diesel Oil (HSD) and Gasoline Consumed in Year by Province .....</i>  | 36 |
| <u>Tabel</u><br><i>Table</i> | 9.1 | Volume Pemakaian Minyak Solar dan Bensin Selama Setahun oleh Usaha Sektor Pertanian Menurut Provinsi<br><i>Volume of Automotive Diesel Oil (HSD) and Gasoline Consumed by Agriculturals in Year by Province .....</i>                    | 37 |
| <u>Tabel</u><br><i>Table</i> | 9.2 | Volume Pemakaian Minyak Solar dan Bensin Selama Setahun oleh Usaha Pengolahan Sampah Menurut Provinsi<br><i>Volume of Automotive Diesel Oil (HSD) and Gasoline Consumed by Waste Processing Plants in Year by Province .....</i>         | 38 |
| <u>Tabel</u><br><i>Table</i> | 9.3 | Volume Pemakaian Minyak Solar dan Bensin Selama Setahun oleh Taman Hiburan Menurut Provinsi<br><i>Volume of Automotive Diesel Oil (HSD) and Gasoline Consumed by Theme Parks in Year by Province.....</i>                                | 39 |
| <u>Tabel</u><br><i>Table</i> | 9.4 | Volume Pemakaian Minyak Solar dan Bensin Selama Setahun oleh Usaha Penyewaan Gedung Pertemuan/Pesta Menurut Provinsi<br><i>Volume of Automotive Diesel Oil (HSD) and Gasoline Consumed by Rental Buildings in Year by Province .....</i> | 40 |
| <u>Tabel</u><br><i>Table</i> | 10  | Listrik yang Dibangkitkan Menurut Provinsi dan Kegiatan Usaha Selama Setahun<br><i>Electricity Production by Province and Kind of Activity in Year.....</i>  | 41 |
| <u>Tabel</u><br><i>Table</i> | 11  | Pengeluaran Pemakaian Bahan Bakar Untuk Pembangkitan Listrik Menurut Provinsi dan Jenis Kegiatan Usaha Selama Setahun<br><i>Expenditure of Fuel Consumed for Generate Electricity by Province and Kind of Activity in Year.....</i>      | 42 |

## DAFTAR GAMBAR/LIST OF FIGURES

|                                |   | <b>Halaman</b><br><i>Page</i> |
|--------------------------------|---|-------------------------------|
| <u>Gambar</u><br><i>Figure</i> | 1 Jumlah Pengguna Pembangkit Listrik Menurut Sektor Kegiatan Tahun 2011<br><i>Number of Electricity Generating Power User by Activity Sector, 2011</i> .....                    | 6                             |
| <u>Gambar</u><br><i>Figure</i> | 2 Persentase Generator Listrik yang Digunakan Menurut Kapasitas Terpasang Tahun 2011<br><i>Percentage of Electricity Generating Unit Used by Installed Capacity, 2011</i> ..... | 7                             |
| <u>Gambar</u><br><i>Figure</i> | 3 Produksi dan Pembelian Listrik Tahun 2011<br><i>Electricity Production and Purchasing, 2011</i> .....   | 8                             |
| <u>Gambar</u><br><i>Figure</i> | 4 Volume Konsumsi Bahan Bakar Tahun 2011<br><i>Volume of Fuel Consumed, 2011</i> .....  | 9                             |

## TANDA-TANDA/SYMBOLS

Data tidak tersedia/*Data not available* ..... : ...

Tidak ada atau nol/*Null or zero* ..... : -

<http://www.bps.go.id>

**PENJELASAN UMUM**

***GENERAL EXPLANATION***

<http://www.bps.go.id>





## **PENJELASAN UMUM**

### **I. Pendahuluan**

Energi listrik merupakan salah satu jenis energi yang ketersediaannya sangat dibutuhkan oleh perusahaan, baik yang melakukan secara komersial maupun non komersial. Banyak kegiatan yang sangat tergantung pada kontinuitas ketersediaan energi listrik. Diantara jenis kegiatan yang tergantung ketersediaan energi listrik adalah usaha sektor pertanian, usaha pengolahan sampah, taman hiburan serta usaha penyewaan gedung pertemuan/pesta. Belum terjaminnya penyediaan listrik mengharuskan mereka melakukan pemenuhan kebutuhan energi listrik melalui captive power.

Publikasi ini memuat data tentang kegiatan kelistrikan yang dilakukan oleh perusahaan tahun 2011. Data yang disajikan dalam publikasi ini merupakan hasil dari pelaksanaan Survei Captive Power yang telah dilaksanakan oleh Badan Pusat Statistik (BPS) pada tahun 2012.

### **II. Tujuan dan Sasaran Survei**

Tujuan dan sasaran dari Survei Captive Power adalah untuk mendapatkan informasi tentang:

- a. Konsumsi energi listrik perusahaan.
- b. Besarnya energi listrik yang dibangkitkan sendiri.

## **GENERAL EXPLANATION**

### **I. Introduction**

*Electricity is one of energy type that its availability indeed needed by both commercial and non commercial company. There are many sectors which really sustained to the continuity of electric energy supply. Some of them are agriculturals, waste processing plants, amusement parks and also rental buildings. Unguaranted electricity supplied pushed them to fulfill their need through their own electric production that was using captive power*

*This publication provide data on captive power during 2011. The data presented in this publication was the result of the annual survey of Captive Power in 2012.*

### **II. The Objectives**

*The objective of the annual Captive Power survey are collecting information about :*

- a. Electricity consumed by companies*
- b. Volume of electricity generated by own electrical generator .*

### III. Ruang Lingkup Survei

Perusahaan yang dicakup dalam survei ini mencakup perusahaan yang melakukan kegiatan di sektor-sektor sebagai berikut:

- a. Perusahaan pertanian mencakup semua perusahaan yang melakukan kegiatan tanaman pangan, tanaman perkebunan, hortikultura, peternakan, pengambilan dan penanaman hasil hutan serta penangkapan dan budidaya ikan/biota air
- b. Perusahaan pengolah sampah mencakup semua perusahaan yang melakukan kegiatan pengumpulan dan pengolahan (penguraian) sampah. Sampah yang dimaksud disini adalah sampah rumah tangga (tidak termasuk limbah industri)
- c. Perusahaan pengelola taman hiburan mencakup perusahaan yang menyediakan jasa hiburan yang menggunakan tenaga listrik untuk menggerakkan alat dan mesin permainan yang permanen di suatu tempat seperti waterpark
- d. Perusahaan penyewaan gedung pertemuan/pesta mencakup semua perusahaan yang memberikan jasa sewa gedung atau bangunan yang

### III. Coverage

*The establishments sectors covered in this survey were as follow:*

- a. *Agriculturals, includes all companies that perform activities of food crops, plantation, horticulture, animal husbandry, collection and planting of forest products as well as fishing and fish farming / water biota*
- b. *Waste Processing Plants, included all companies that collected, processed and managed waste. Waste that included in this survey was household waste (excluded waste industry)*
- c. *Theme Parks, included companies that provided services of recreation by using electricity for operating equipments and games machine permanently at any place such as waterpark.*
- d. *Rental Buildings companies for meeting/party include all companies that provide rental services of buildings or particular*

khusus (bangunan tunggal) digunakan untuk keperluan pesta pernikahan dan pertemuan, tidak termasuk penyewaan gedung yang pengelolaanya bergabung dengan kegiatan utamanya, misalkan auditorium perguruan tinggi, ruang serba guna kantor dinas.

*building (single building) to wedding party and meeting, exclude rental building that managed from merger management with main activities, such as university auditorium, multi purpose building, and official building.*

#### **IV. Konsep dan Definisi**

**1. Captive Power** adalah usaha pembangkitan listrik untuk memenuhi kebutuhan energi listrik sendiri.

**2. Generator listrik** adalah sebuah alat yang membangkitkan/memproduksi energi listrik dari sumber energi mekanikal, biasanya dengan menggunakan induksi elektromagnetik.

**3. PLN** adalah PT PLN (Persero), yaitu perusahaan penyedia listrik milik negara. Listrik PLN dialirkan ke tempat pelanggan melalui instalasi listrik dan penggunaannya terukur dengan meteran listrik.

**4. Listrik Swasta** adalah perusahaan penyedia listrik milik swasta. Listrik Swasta dialirkan ke tempat pelanggan melalui instalasi listrik dan biasanya jarak pelanggan dan perusahaan Swasta tidak berjauhan. Penggunaan listrik Swasta biasanya terukur dengan meteran listrik.

#### **IV. Concept and Definition**

**1. Captive Power** is an establishment to generate electricity by own generator to fullfil own electricity need.

**2. Electricity Generating Unit** is unit to generate electricity from mechanical energy using electromagnetic induction.

**3. PLN** is Electricity State Enterprise that is responsible to supply electricity in Indonesia. PLN electricity distribute to customer using installation where KWh consumed recorded in electric recorder tool.

**4. Private Electricity** is a Electricity establishment owned by non state electricity company. Non estate electricity distribute to customer using installation where KWh consumed recorded in electric recorder tool. Location of customers usually is around the establishment.

## **V. Metode Pemilihan Sampel**

Metode pemilihan sampel perusahaan yang digunakan adalah :

- a. *Systematic Sampling* digunakan untuk memilih unit sampling yang kerangka sampelnya tersedia, yaitu: usaha sektor pertanian.
- b. *Purposive Sampling* digunakan untuk memilih unit sampling yang kerangka sampelnya tidak tersedia, yaitu: usaha pengolahan sampah, taman hiburan dan usaha penyewaan gedung pertemuan/pesta.

## **Metode Pengumpulan Data**

Metode pencacahan survei ini adalah pencacahan langsung, yaitu dengan mendatangi perusahaan terpilih dengan membawa kuesioner untuk wawancara.

## **V. Sampling Method**

*The Sampling Method used in this survey are :*

- a. *Systematic Sampling for sector which sampling frame is available, that is agricultural.*
- b. *Purposive Sampling for sector which sampling frame is not available, that are waste processing plants, theme parks and also rental buildings.*

## **Collecting Data Method**

*The collecting data method is direct interview, that is by visiting the sampled establishment to be interviewed directly.*

# **ULASAN RINGKAS**

## ***REVIEW***

<http://www.bps.go.id>



## ULASAN RINGKAS

### 1. Pengguna Captive Power

Pada umumnya usaha membangkitkan listrik untuk memenuhi kebutuhan listrik sendiri dilakukan perusahaan sebagai cadangan bila listrik berlangganan (PLN dan Perusahaan Listrik Swasta) mengalami pemadaman. Hal ini sangat perlu dilakukan untuk menjaga keberlangsungan ketersediaannya. Pada tahun 2011 dari sebanyak 4.360 perusahaan yang melakukan kegiatan usaha sektor pertanian, usaha pengolahan sampah, taman hiburan serta usaha penyewaan gedung pertemuan/pesta sekitar 69,70 persen atau tepatnya sebanyak 3.039 perusahaan melakukan pembangkitan listrik sendiri. Sektor dengan persentase pengguna captive power terbesar adalah usaha sektor pertanian, yaitu sekitar 66,86 persen dari seluruh pengguna captive power yang ada di Indonesia. Selanjutnya secara berturut-turut persentase pengguna captive power untuk usaha penyewaan gedung sebesar 21,88 persen, taman hiburan sebesar 10,33 persen, dan usaha pengolahan sampah sebesar 0,92 persen.

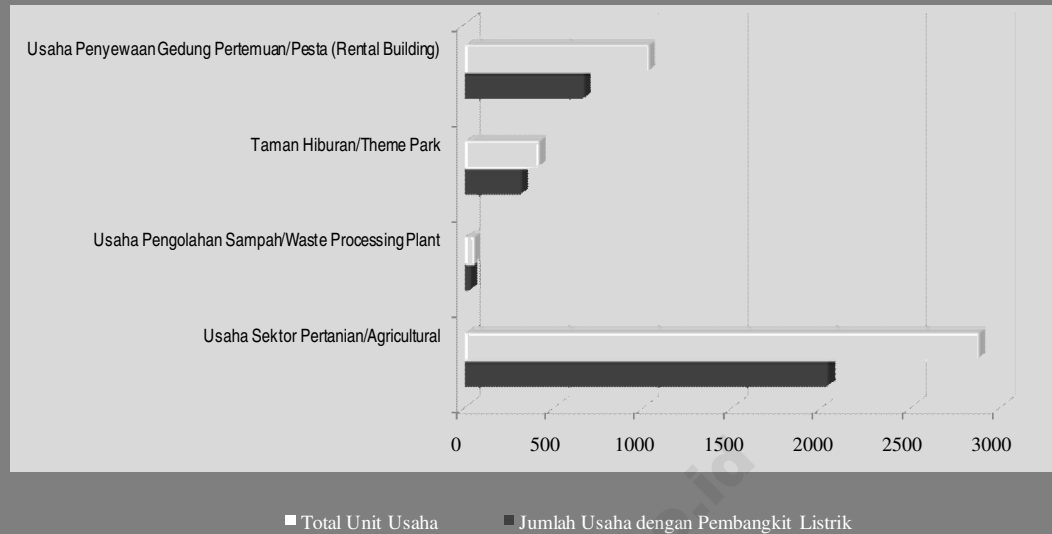
## REVIEW

### 1. User Companies

*Generally, the electricity of captive power produced to fulfil their own needs, it was done by electricity companies as a stock when main electricity from State Electricity and Non State Electricity was not enough or down. That was very important to keep sustainability of supply. In 2011 there were 4.360 establishments in term of agricultural activities, waste processing plants, theme parks and also rental buildings in Indonesia.*

*There were 3,039 establishments out of 4,360 establishments or about 69.70 percent using captive power. Agriculturals was the largest sector that used 66,86 percent of captive power Indonesia. Then, rental buildings was 21.88 percent, theme parks was 10.33 percent, and also waste processing plants was 0.92 percent.*

Gambar/Figure: 1  
 Jumlah Pembangkit Listrik Menurut Sektor Kegiatan Tahun 2011  
 Number of Electricity Generating Power User by Activity Sector, 2011



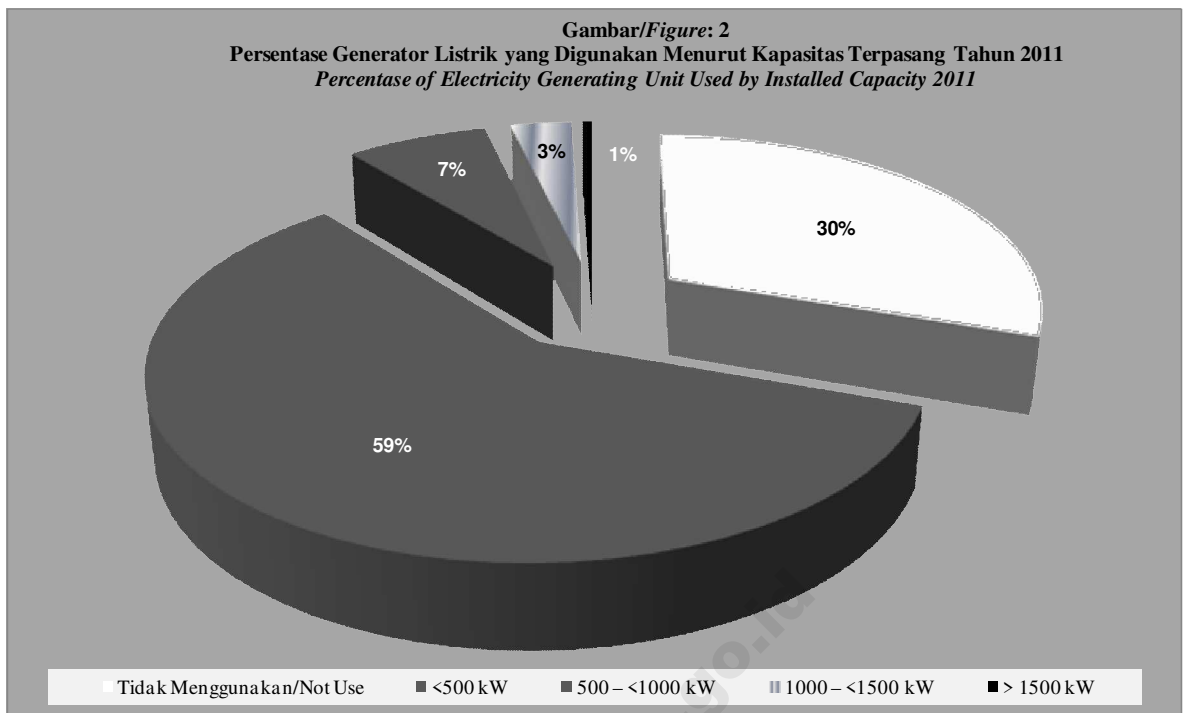
## 2. Kapasitas Pembangkit Listrik

Usaha sektor pertanian, usaha pengolahan sampah, taman hiburan serta usaha penyewaan gedung pertemuan/pesta hanya menggunakan pembangkit listrik tenaga diesel sebagai pembangkit listrik. Kapasitas generator pembangkit listrik yang terbanyak dipakai adalah kurang dari 500 KW yaitu sebanyak 2.561 pengguna atau sekitar 84,27 persen dari seluruh pengguna generator listrik. Jumlah pemakai generator menurut kapasitas generator lainnya yang digunakan berturut-turut adalah sebagai berikut, kapasitas di atas antara 500-1000 KW sebanyak 316 pengguna (10,40%), antara 1000-1500 KW sebanyak 137 pengguna (4,51%), dan diatas 1500 KW sebanyak 25 pengguna (0,82%).

## 2. Installed Capacity of Power Plants

*The agriculturals, waste processing plants, theme parks and rental buildings used diesel as a generating power. The largest used electricity was less than 500 KW, which 2.561 users or about 84.27 percent from the total user. Other generator capacity with number of users were, 500-1000 KW used by 316 users (10.40%), 1000-1500 KW used by 137 users (4.51%), and more than 1500 KW used by 25 users (0.82%).*





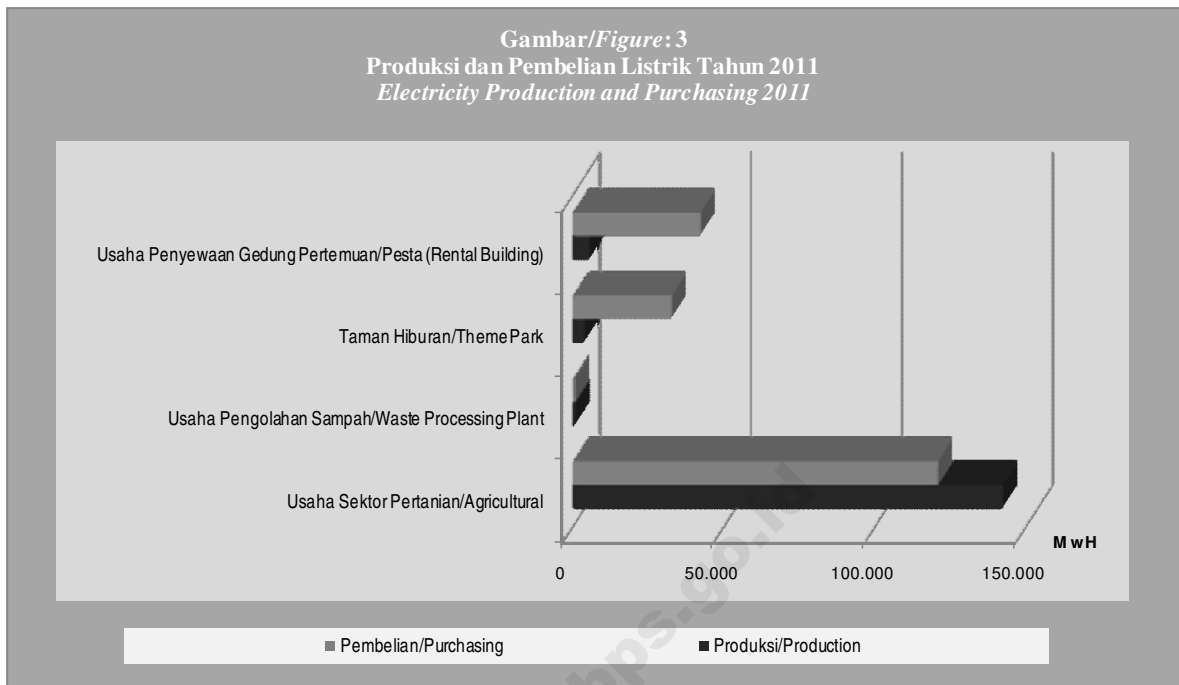
### 3. Produksi/Pembelian Listrik

Tenaga listrik yang diproduksi pada tahun 2011 adalah sebesar 150.502,24 MWh. Listrik yang diproduksi oleh usaha sektor pertanian, sebesar 141.882,99 MWh, usaha pengolahan sampah sebesar 297,49 MWh, taman hiburan sebesar 3.347,09 MWh, dan usaha penyewaan gedung pertemuan/pesta 4.974,66 MWh. Sedangkan konsumsi listrik berlangganan untuk perusahaan-perusahaan ini pada tahun 2011 adalah sebesar 194.480,13 MWh. Kelompok usaha dengan konsumsi listrik terbesar adalah usaha sektor pertanian yaitu sebesar 120.335,41 MWh. Kemudian berturut-turut adalah usaha penyewaan gedung pertemuan/pesta sebesar 41.717,78 MWh, taman hiburan sebesar 32.208,88

### 3. Producing / Purchasing Electricity

*Total electricity produced in the 2011 was 150,502.24 MWh. The total electricity produced for each sector such as agriculturals was 141,882.99 MWh, waste processing plants was 297.49 MWh, theme parks was 3,347.09 MWh, and also rental buildings was 4,974.66 MWh. While electricity consumed by all sectors was 194,480.13 MWh. Sector with the highest electricity consumed was agriculturals that consumed 120,335.41 MWh in a year. then rental buildings 41,717.78 MWh, theme parks 32,208.88 MWh, and waste processing plants 218.06 MWh.*

MWh, serta usaha pengolahan sampah sebesar 218,06.




## 5. Pemakaian Bahan Bakar

Salah satu komponen pengeluaran operasional yang cukup besar dalam pembangkitan listrik adalah biaya bahan bakar. Hanya ada dua jenis bahan bakar yang digunakan, yaitu minyak solar dan bensin. Volume bahan bakar terbanyak yang digunakan adalah minyak solar. Konsumsi minyak solar pada tahun 2011 adalah sebanyak 51.874.254,37 liter. Bahan bakar bensin secara umum hanya merupakan bahan bakar pendukung dalam proses pembangkitan listrik. Konsumsi bahan bakar bensin adalah 964.958,97 liter.

## 5. Fuel Consumed

*One of the component of operating cost which was rather high in total operating cost was fuel consumed. There were two types of fuel consumed such as Automotive Diesel Oil (HSD) and gasoline. The highest volume in 2011 was Automotive Diesel Oil (HSD) that was 51,874,254.37 litres. Gasoline was usually used as complemter fuel. Consumption for gasoline in 2011 was 964,958.97 litre.*

Gambar/Figure: 4  
Volume Konsumsi Bahan Bakar Tahun 2011  
Volume of Fuel Consumed 2011



<http://www.bps.go.id>



# **TABEL-TABEL**

## ***TABLES***

<http://www.bps.go.id>



Tabel 1 Populasi Perusahaan Menurut Provinsi dan Kegiatan Usaha  
 Table 1 Population of Company by Province and Kind of Activity

| No.       | Provinsi/<br>Province | Pertanian/ Agricultural | Pengolahan Sampah/<br>Waste Processing<br>Plant | Taman Hiburan/ Theme<br>Park | Penyewaan Gedung<br>Pertemuan/Pesta<br>Rental Building |
|-----------|-----------------------|-------------------------|---|------------------------------|--|
| (1)       | (2)                   | (3)                     | (4)   | (5)                          | (6)  |
| 1         | Aceh                  | 106                     | ...   | 7                            | 16   |
| 2         | Sumatera Utara        | 446                     | ...   | 35                           | 67   |
| 3         | Sumatera Barat        | 65                      | ...   | 14                           | 33   |
| 4         | Riau                  | 156                     | 1   | 12                           | 29   |
| 5         | Jambi                 | 73                      | ...   | 11                           | 16   |
| 6         | Sumatera Selatan      | 132                     | ...   | 21                           | 49   |
| 7         | Bengkulu              | 43                      | ...   | ...                          | 17   |
| 8         | Lampung               | 48                      | ...   | 11                           | 26   |
| 9         | Bangka Belitung       | 25                      | 6   | ...                          | 8  |
| 10        | Kepulauan Riau        | 13                      | ...   | 12                           | 29   |
| 11        | DKI Jakarta           | 89                      | ...   | ...                          | 122  |
| 12        | Jawa Barat            | 328                     | 4   | 100                          | 119  |
| 13        | Jawa Tengah           | 148                     | 12  | 32                           | ...  |
| 14        | D.I Yogyakarta        | 16                      | 2   | 10                           | 34   |
| 15        | Jawa Timur            | 170                     | ...   | 52                           | 99   |
| 16        | Banten                | 63                      | 2   | 22                           | 51   |
| 17        | Bali                  | 57                      | 4   | 15                           | 20   |
| 18        | Nusa Tenggara Barat   | 18                      | 1   | 6                            | 22   |
| 19        | Nusa Tenggara Timur   | 7                       | ...   | 4                            | 12   |
| 20        | Kalimantan Barat      | 105                     | 3   | 8                            | ...  |
| 21        | Kalimantan Tengah     | 210                     | ...   | 9                            | 8  |
| 22        | Kalimantan Selatan    | 87                      | 2   | 9                            | 21   |
| 23        | Kalimantan Timur      | 211                     | ...   | ...                          | 41   |
| 24        | Sulawesi Utara        | 42                      | 3   | ...                          | 20   |
| 25        | Sulawesi Tengah       | 35                      | ...   | 4                            | 13   |
| 26        | Sulawesi Selatan      | 34                      | 1   | 17                           | 41   |
| 27        | Sulawesi Tenggara     | 13                      | ...   | ...                          | 22   |
| 28        | Gorontalo             | 21                      | 3   | ...                          | 10   |
| 29        | Sulawesi Barat        | 12                      | 1   | ...                          | 17   |
| 30        | Maluku                | 24                      | 1   | ...                          | 17   |
| 31        | Maluku Utara          | 16                      | 1   | ...                          | 23   |
| 32        | Papua Barat           | 29                      | ...   | ...                          | 8  |
| 33        | Papua                 | 34                      | ...   | ...                          | 16   |
| INDONESIA |                       | 2.876                   | 47  | 411                          | 1.026  |

Tabel 2 Banyaknya Perusahaan Menurut Provinsi dan Sumber Tenaga Listrik yang Digunakan  
 Table 2 Number of Company by Province and Source of Electricity Used

| No. | Provinsi/<br>Province | PLN/<br>State<br>Electricity | Listrik Swasta/<br>Non State<br>Electricity | PLN dan Listrik<br>Swasta/<br>State And Non<br>State Electricity | Genset/<br>Generator | PLN dan<br>Genset/<br>State Electricity<br>and Generator | Non PLN dan<br>Genset/<br>Non State<br>Electricity and<br>Generator |
|-----|-----------------------|------------------------------|---|--|----------------------|--|---|
| (1) | (2)                   | (3)                          | (4)   |  | (5)                  | (6)  | (7)   |
| 1   | Aceh                  | 37                           | -   | -  | 43                   | 49   | -   |
| 2   | Sumatera Utara        | 120                          | -   | -  | 114                  | 309  | 5   |
| 3   | Sumatera Barat        | 34                           | -   | -  | 25                   | 53   | -   |
| 4   | Riau                  | 17                           | -   | -  | 120                  | 57   | 4   |
| 5   | Jambi                 | 15                           | -   | -  | 55                   | 30   | -   |
| 6   | Sumatera Selatan      | 21                           | -   | -  | 88                   | 93   | -   |
| 7   | Bengkulu              | 17                           | -   | -  | 32                   | 11   | -   |
| 8   | Lampung               | 13                           | -   | -  | 22                   | 50   | -   |
| 9   | Bangka Belitung       | 2                            | -   | -  | 20                   | 17   | -   |
| 10  | Kepulauan Riau        | 22                           | 6   | -  | 5                    | 21   | -   |
| 11  | DKI Jakarta           | 87                           | -   | -  | -                    | 124  | -   |
| 12  | Jawa Barat            | 277                          | -   | -  | 1                    | 273  | -   |
| 13  | Jawa Tengah           | 83                           | -   | -  | 6                    | 103  | -   |
| 14  | D.I Yogyakarta        | 17                           | -   | -  | -                    | 45   | -   |
| 15  | Jawa Timur            | 137                          | -   | -  | 21                   | 163  | -   |
| 16  | Banten                | 42                           | -   | -  | 2                    | 91   | 3   |
| 17  | Bali                  | 44                           | -   | -  | -                    | 52   | -   |
| 18  | Nusa Tenggara Barat   | 20                           | -   | -  | 3                    | 24   | -   |
| 19  | Nusa Tenggara Timur   | 5                            | -   | -  | 3                    | 15   | -   |
| 20  | Kalimantan Barat      | 27                           | -   | -  | 41                   | 48   | -   |
| 21  | Kalimantan Tengah     | 65                           | -   | -  | 150                  | 12   | -   |
| 22  | Kalimantan Selatan    | 8                            | -   | -  | 51                   | 60   | -   |
| 23  | Kalimantan Timur      | 49                           | -   | -  | 60                   | 143  | -   |
| 24  | Sulawesi Utara        | 19                           | -   | 1  | 4                    | 41   | -   |
| 25  | Sulawesi Tengah       | 10                           | -   | -  | 17                   | 25   | -   |
| 26  | Sulawesi Selatan      | 37                           | -   | -  | 5                    | 51   | -   |
| 27  | Sulawesi Tenggara     | 11                           | -   | -  | 9                    | 15   | -   |
| 28  | Gorontalo             | 16                           | -   | -  | 5                    | 13   | -   |
| 29  | Sulawesi Barat        | 12                           | -   | -  | 11                   | 7  | -   |
| 30  | Maluku                | 13                           | -   | -  | 3                    | 26   | -   |
| 31  | Maluku Utara          | 8                            | -   | -  | 2                    | 30   | -   |
| 32  | Papua Barat           | 11                           | -   | -  | 5                    | 21   | -   |
| 33  | Papua                 | 18                           | -   | -  | 15                   | 17   | -   |
|     | INDONESIA             | 1.314                        | 6   | 1  | 938                  | 2.089  | 12  |



Tabel 2.1 Banyaknya Usaha Sektor Pertanian Menurut Provinsi dan Sumber Tenaga Listrik yang Digunakan  
 Table Number of Agriculturals by Province and Source of Electricity Used

| No. | Provinsi/<br>Province | PLN/<br>State<br>Electricity | Listrik Swasta/<br>Non State<br>Electricity | PLN dan Listrik<br>Swasta/<br>State And Non<br>State Electricity | Genset/<br>Generator | PLN dan<br>Genset/<br>State Electricity<br>and Generator | Non PLN dan<br>Genset/<br>Non State<br>Electricity and<br>Generator |
|-----|-----------------------|------------------------------|---|--|----------------------|--|---|
| (1) | (2)                   | (3)                          | (4)   | (5)  | (6)                  | (7)  | (8)   |
| 1   | Aceh                  | 34                           | -   | -  | 43                   | 29   | -   |
| 2   | Sumatera Utara        | 104                          | -   | -  | 105                  | 232  | 5   |
| 3   | Sumatera Barat        | 16                           | -   | -  | 25                   | 24   | -   |
| 4   | Riau                  | 12                           | -   | -  | 116                  | 24   | 4   |
| 5   | Jambi                 | 6                            | -   | -  | 55                   | 12   | -   |
| 6   | Sumatera Selatan      | 6                            | -   | -  | 84                   | 42   | -   |
| 7   | Bengkulu              | 8                            | -   | -  | 32                   | 3  | -   |
| 8   | Lampung               | 7                            | -   | -  | 22                   | 19   | -   |
| 9   | Bangka Belitung       | 1                            | -   | -  | 14                   | 10   | -   |
| 10  | Kepulauan Riau        | 4                            | -   | -  | 4                    | 5  | -   |
| 11  | DKI Jakarta           | 71                           | -   | -  | -                    | 18   | -   |
| 12  | Jawa Barat            | 168                          | -   | -  | -                    | 160  | -   |
| 13  | Jawa Tengah           | 69                           | -   | -  | 2                    | 77   | -   |
| 14  | D.I Yogyakarta        | 7                            | -   | -  | -                    | 9  | -   |
| 15  | Jawa Timur            | 83                           | -   | -  | 12                   | 75   | -   |
| 16  | Banten                | 15                           | -   | -  | 2                    | 46   | -   |
| 17  | Bali                  | 23                           | -   | -  | -                    | 34   | -   |
| 18  | Nusa Tenggara Barat   | 2                            | -   | -  | 2                    | 14   | -   |
| 19  | Nusa Tenggara Timur   | 3                            | -   | -  | 1                    | 3  | -   |
| 20  | Kalimantan Barat      | 23                           | -   | -  | 38                   | 44   | -   |
| 21  | Kalimantan Tengah     | 60                           | -   | -  | 150                  | -  | -   |
| 22  | Kalimantan Selatan    | 2                            | -   | -  | 51                   | 34   | -   |
| 23  | Kalimantan Timur      | 45                           | -   | -  | 60                   | 106  | -   |
| 24  | Sulawesi Utara        | 11                           | -   | -  | 3                    | 28   | -   |
| 25  | Sulawesi Tengah       | 8                            | -   | -  | 17                   | 10   | -   |
| 26  | Sulawesi Selatan      | 12                           | -   | -  | 3                    | 19   | -   |
| 27  | Sulawesi Tenggara     | -                            | -   | -  | 9                    | 4  | -   |
| 28  | Gorontalo             | 11                           | -   | -  | 3                    | 7  | -   |
| 29  | Sulawesi Barat        | 1                            | -   | -  | 10                   | 1  | -   |
| 30  | Maluku                | 4                            | -   | -  | 3                    | 17   | -   |
| 31  | Maluku Utara          | 2                            | -   | -  | 2                    | 12   | -   |
| 32  | Papua Barat           | 11                           | -   | -  | 5                    | 13   | -   |
| 33  | Papua                 | 15                           | -   | -  | 15                   | 4  | -   |
|     | INDONESIA             | 844                          | -   | -  | 888                  | 1.135  | 9   |

Tabel 2.2 Banyaknya Usaha Pengolahan Sampah Menurut Provinsi dan Sumber Tenaga Listrik yang Digunakan  
 Table 2.2 Number of Waste Processing Plants by Province and Source of Electricity Used

| No.       | Provinsi/<br>Province | PLN/<br>State<br>Electricity | Listrik Swasta/<br>Non State<br>Electricity | PLN dan Listrik<br>Swasta/<br>State And Non<br>State Electricity | Genset/<br>Generator | PLN dan<br>Genset/<br>State Electricity<br>and Generator | Non PLN dan<br>Genset/<br>Non State<br>Electricity and<br>Generator |
|-----------|-----------------------|------------------------------|---|--|----------------------|--|---|
| (1)       | (2)                   | (3)                          | (4)   | (5)  | (6)                  | (7)  | (8)   |
| 1         | Aceh                  | ...                          | ...   | ...  | ...                  | ...  | ...   |
| 2         | Sumatera Utara        | ...                          | ...   | ...  | ...                  | ...  | ...   |
| 3         | Sumatera Barat        | ...                          | ...   | ...  | ...                  | ...  | ...   |
| 4         | Riau                  | 1                            | -   | -  | -                    | -  | -   |
| 5         | Jambi                 | ...                          | ...   | ...  | ...                  | ...  | ...   |
| 6         | Sumatera Selatan      | ...                          | ...   | ...  | ...                  | ...  | ...   |
| 7         | Bengkulu              | ...                          | ...   | ...  | ...                  | ...  | ...   |
| 8         | Lampung               | ...                          | ...   | ...  | ...                  | ...  | ...   |
| 9         | Bangka Belitung       | 1                            | -   | -  | 4                    | 1  | -   |
| 10        | Kepulauan Riau        | ...                          | ...   | ...  | ...                  | ...  | ...   |
| 11        | DKI Jakarta           | ...                          | ...   | ...  | ...                  | ...  | ...   |
| 12        | Jawa Barat            | 2                            | -   | -  | 1                    | 1  | -   |
| 13        | Jawa Tengah           | 4                            | -   | -  | 4                    | 4  | -   |
| 14        | D.I Yogyakarta        | -                            | -   | -  | -                    | 2  | -   |
| 15        | Jawa Timur            | ...                          | ...   | ...  | ...                  | ...  | ...   |
| 16        | Banten                | -                            | -   | -  | -                    | 2  | -   |
| 17        | Bali                  | 3                            | -   | -  | -                    | 1  | -   |
| 18        | Nusa Tenggara Barat   | 1                            | -   | -  | -                    | -  | -   |
| 19        | Nusa Tenggara Timur   | ...                          | ...   | ...  | ...                  | ...  | ...   |
| 20        | Kalimantan Barat      | 2                            | -   | -  | 1                    | -  | -   |
| 21        | Kalimantan Tengah     | ...                          | ...   | ...  | ...                  | ...  | ...   |
| 22        | Kalimantan Selatan    | -                            | -   | -  | -                    | 2  | -   |
| 23        | Kalimantan Timur      | ...                          | ...   | ...  | ...                  | ...  | ...   |
| 24        | Sulawesi Utara        | 2                            | -   | -  | 1                    | -  | -   |
| 25        | Sulawesi Tengah       | ...                          | ...   | ...  | ...                  | ...  | ...   |
| 26        | Sulawesi Selatan      | 1                            | -   | -  | -                    | -  | -   |
| 27        | Sulawesi Tenggara     | ...                          | ...   | ...  | ...                  | ...  | ...   |
| 28        | Gorontalo             | 2                            | -   | -  | 1                    | -  | -   |
| 29        | Sulawesi Barat        | -                            | -   | -  | 1                    | -  | -   |
| 30        | Maluku                | -                            | -   | -  | -                    | 1  | -   |
| 31        | Maluku Utara          | -                            | -   | -  | -                    | 1  | -   |
| 32        | Papua Barat           | ...                          | ...   | ...  | ...                  | ...  | ...   |
| 33        | Papua                 | ...                          | ...   | ...  | ...                  | ...  | ...   |
| INDONESIA |                       | 19                           | -   | -  | 13                   | 15   | -   |

Tabel 2.3 Banyaknya Taman Hiburan Menurut Provinsi dan Sumber Tenaga Listrik yang Digunakan  
 Table Number of Theme Parks by Province and Source of Electricity Used

| No. | Provinsi/<br>Province | PLN/<br>State<br>Electricity | Listrik Swasta/<br>Non State<br>Electricity | PLN dan Listrik<br>Swasta/<br>State And Non<br>State Electricity | Genset/<br>Generator | PLN dan<br>Genset/<br>State Electricity<br>and Generator | Non PLN dan<br>Genset/<br>Non State<br>Electricity and<br>Generator |
|-----|-----------------------|------------------------------|---|--|----------------------|--|---|
| (1) | (2)                   | (3)                          | (4)   | (5)  | (6)                  | (7)  | (8)   |
| 1   | Aceh                  | 1                            | -   | -  | -                    | 6  | -   |
| 2   | Sumatera Utara        | -                            | -   | -  | 9                    | 26   | -   |
| 3   | Sumatera Barat        | 4                            | -   | -  | -                    | 10   | -   |
| 4   | Riau                  | -                            | -   | -  | 4                    | 8  | -   |
| 5   | Jambi                 | 1                            | -   | -  | -                    | 10   | -   |
| 6   | Sumatera Selatan      | 8                            | -   | -  | 4                    | 9  | -   |
| 7   | Bengkulu              | ...                          | ...   | ...  | ...                  | ...  | ...   |
| 8   | Lampung               | 1                            | -   | -  | -                    | 10   | -   |
| 9   | Bangka Belitung       | ...                          | ...   | ...  | ...                  | ...  | ...   |
| 10  | Kepulauan Riau        | -                            | 6   | -  | -                    | 6  | -   |
| 11  | DKI Jakarta           | ...                          | ...   | ...  | ...                  | ...  | ...   |
| 12  | Jawa Barat            | 33                           | -   | -  | -                    | 67   | -   |
| 13  | Jawa Tengah           | 10                           | -   | -  | -                    | 22   | -   |
| 14  | D.I Yogyakarta        | 3                            | -   | -  | -                    | 7  | -   |
| 15  | Jawa Timur            | 14                           | -   | -  | 9                    | 29   | -   |
| 16  | Banten                | -                            | -   | -  | -                    | 19   | 3   |
| 17  | Bali                  | 5                            | -   | -  | -                    | 10   | -   |
| 18  | Nusa Tenggara Barat   | 3                            | -   | -  | -                    | 3  | -   |
| 19  | Nusa Tenggara Timur   | -                            | -   | -  | 2                    | 2  | -   |
| 20  | Kalimantan Barat      | 2                            | -   | -  | 2                    | 4  | -   |
| 21  | Kalimantan Tengah     | -                            | -   | -  | -                    | 9  | -   |
| 22  | Kalimantan Selatan    | -                            | -   | -  | -                    | 9  | -   |
| 23  | Kalimantan Timur      | ...                          | ...   | ...  | ...                  | ...  | ...   |
| 24  | Sulawesi Utara        | ...                          | ...   | ...  | ...                  | ...  | ...   |
| 25  | Sulawesi Tengah       | -                            | -   | -  | -                    | 4  | -   |
| 26  | Sulawesi Selatan      | 6                            | -   | -  | 2                    | 9  | -   |
| 27  | Sulawesi Tenggara     | ...                          | ...   | ...  | ...                  | ...  | ...   |
| 28  | Gorontalo             | ...                          | ...   | ...  | ...                  | ...  | ...   |
| 29  | Sulawesi Barat        | ...                          | ...   | ...  | ...                  | ...  | ...   |
| 30  | Maluku                | ...                          | ...   | ...  | ...                  | ...  | ...   |
| 31  | Maluku Utara          | ...                          | ...   | ...  | ...                  | ...  | ...   |
| 32  | Papua Barat           | ...                          | ...   | ...  | ...                  | ...  | ...   |
| 33  | Papua                 | ...                          | ...   | ...  | ...                  | ...  | ...   |
|     | INDONESIA             | 91                           | 6   | -  | 32                   | 279  | 3   |

Tabel 2.4 Banyaknya Usaha Penyewaan Gedung Pertemuan/Pesta Menurut Provinsi dan Sumber Tenaga Listrik yang Digunakan  
 Table 2.4 Number of Rental Buildings by Province and Source of Electricity Used

| No.       | Provinsi/<br>Province | PLN/<br>State<br>Electricity | Listrik Swasta/<br>Non State<br>Electricity | PLN dan Listrik<br>Swasta/<br>State And Non<br>State Electricity | Genset/<br>Generator | PLN dan<br>Genset/<br>State Electricity<br>and Generator | Listrik Swasta dan<br>Genset/<br>Non State<br>Electricity and<br>Generator |     |
|-----------|-----------------------|------------------------------|---|--|----------------------|--|--|-----|
| (1)       | (2)                   | (3)                          | (4)   | (5)  | (6)                  | (7)  | (8)  |     |
| 1         | Aceh                  |                              | 2   | -  | -                    | -  | 14   | -   |
| 2         | Sumatera Utara        |                              | 16  | -  | -                    | -  | 51   | -   |
| 3         | Sumatera Barat        |                              | 14  | -  | -                    | -  | 19   | -   |
| 4         | Riau                  |                              | 4   | -  | -                    | -  | 25   | -   |
| 5         | Jambi                 |                              | 8   | -  | -                    | -  | 8  | -   |
| 6         | Sumatera Selatan      |                              | 7   | -  | -                    | -  | 42   | -   |
| 7         | Bengkulu              |                              | 9   | -  | -                    | -  | 8  | -   |
| 8         | Lampung               |                              | 5   | -  | -                    | -  | 21   | -   |
| 9         | Bangka Belitung       |                              | -   | -  | -                    | 2  | 6  | -   |
| 10        | Kepulauan Riau        |                              | 18  | -  | -                    | 1  | 10   | -   |
| 11        | DKI Jakarta           |                              | 16  | -  | -                    | -  | 106  | -   |
| 12        | Jawa Barat            |                              | 74  | -  | -                    | -  | 45   | -   |
| 13        | Jawa Tengah           |                              | ...   | ...  | ...                  | ...  | ...  | ... |
| 14        | D.I Yogyakarta        |                              | 7   | -  | -                    | -  | 27   | -   |
| 15        | Jawa Timur            |                              | 40  | -  | -                    | -  | 59   | -   |
| 16        | Banten                |                              | 27  | -  | -                    | -  | 24   | -   |
| 17        | Bali                  |                              | 13  | -  | -                    | -  | 7  | -   |
| 18        | Nusa Tenggara Barat   |                              | 14  | -  | -                    | 1  | 7  | -   |
| 19        | Nusa Tenggara Timur   |                              | 2   | -  | -                    | -  | 10   | -   |
| 20        | Kalimantan Barat      |                              | ...   | ...  | ...                  | ...  | ...  | ... |
| 21        | Kalimantan Tengah     |                              | 5   | -  | -                    | -  | 3  | -   |
| 22        | Kalimantan Selatan    |                              | 6   | -  | -                    | -  | 15   | -   |
| 23        | Kalimantan Timur      |                              | 4   | -  | -                    | -  | 37   | -   |
| 24        | Sulawesi Utara        |                              | 6   | -  | 1                    | -  | 13   | -   |
| 25        | Sulawesi Tengah       |                              | 2   | -  | -                    | -  | 11   | -   |
| 26        | Sulawesi Selatan      |                              | 18  | -  | -                    | -  | 23   | -   |
| 27        | Sulawesi Tenggara     |                              | 11  | -  | -                    | -  | 11   | -   |
| 28        | Gorontalo             |                              | 3   | -  | -                    | 1  | 6  | -   |
| 29        | Sulawesi Barat        |                              | 11  | -  | -                    | -  | 6  | -   |
| 30        | Maluku                |                              | 9   | -  | -                    | -  | 8  | -   |
| 31        | Maluku Utara          |                              | 6   | -  | -                    | -  | 17   | -   |
| 32        | Papua Barat           |                              | -   | -  | -                    | -  | 8  | -   |
| 33        | Papua                 |                              | 3   | -  | -                    | -  | 13   | -   |
| INDONESIA |                       |                              | 360   | -  | 1                    | 5  | 660  | -   |

Tabel 3 Rata-Rata Daya Terpasang Listrik Berlangganan Menurut Provinsi dan Jenis Kegiatan Usaha  
 Table Average Installed Capacities of Electricity Companies by Province and Kind of Activity

(Kilo Watt)

| No. | Provinsi/<br>Province | Pertanian/<br>Agriculturals | Pengolahan Sampah/<br>Waste Processing<br>Plants | Taman Hiburan/<br>Theme Parks | Penyewaan Gedung<br>Pertemuan/Pesta<br>Rental Buildings |
|-----|-----------------------|-----------------------------|--|-------------------------------|---|
| (1) | (2)                   | (3)                         | (4)  | (5)                           | (6)   |
| 1   | Aceh                  | 34,11                       | ...  | 35,90                         | 19,86   |
| 2   | Sumatera Utara        | 47,29                       | ...  | 33,75                         | 14,19   |
| 3   | Sumatera Barat        | 21,99                       | ...  | 26,81                         | 16,64   |
| 4   | Riau                  | 65,17                       | 3,75   | 35,00                         | 23,88   |
| 5   | Jambi                 | 25,60                       | ...  | 30,85                         | 19,59   |
| 6   | Sumatera Selatan      | 57,36                       | ...  | 46,71                         | 20,73   |
| 7   | Bengkulu              | 36,49                       | ...  | ...                           | 25,82   |
| 8   | Lampung               | 53,99                       | ...  | 41,73                         | 34,33   |
| 9   | Bangka Belitung       | 53,37                       | 4,48   | ...                           | 29,44   |
| 10  | Kepulauan Riau        | 47,42                       | ...  | 39,18                         | 17,13   |
| 11  | DKI Jakarta           | 41,95                       | ...  | ...                           | 45,45   |
| 12  | Jawa Barat            | 46,69                       | 5,91   | 90,67                         | 26,17   |
| 13  | Jawa Tengah           | 40,39                       | 3,93   | 65,04                         | ...   |
| 14  | D.I Yogyakarta        | 27,01                       | ...  | 58,47                         | 43,95   |
| 15  | Jawa Timur            | 31,10                       | ...  | 60,05                         | 38,00   |
| 16  | Banten                | 39,78                       | 4,17   | 57,98                         | 37,97   |
| 17  | Bali                  | 44,59                       | 5,71   | 49,97                         | 31,90   |
| 18  | Nusa Tenggara Barat   | 33,10                       | 4,74   | 45,54                         | 23,71   |
| 19  | Nusa Tenggara Timur   | 25,68                       | ...  | 41,67                         | 21,98   |
| 20  | Kalimantan Barat      | 40,23                       | 5,57   | 37,50                         | ...   |
| 21  | Kalimantan Tengah     | 28,68                       | ...  | 26,49                         | 31,06   |
| 22  | Kalimantan Selatan    | 47,08                       | 4,75   | 49,72                         | 20,81   |
| 23  | Kalimantan Timur      | 40,36                       | ...  | ...                           | 21,96   |
| 24  | Sulawesi Utara        | 52,89                       | 6,63   | ...                           | 29,28   |
| 25  | Sulawesi Tengah       | 34,10                       | ...  | 46,10                         | 32,42   |
| 26  | Sulawesi Selatan      | 44,95                       | 4,67   | 46,97                         | 20,24   |
| 27  | Sulawesi Tenggara     | 47,58                       | ...  | ...                           | 23,88   |
| 28  | Gorontalo             | 29,16                       | 6,46   | ...                           | 20,81   |
| 29  | Sulawesi Barat        | 41,29                       | ...  | ...                           | 19,69   |
| 30  | Maluku                | 29,89                       | 4,10   | ...                           | 17,59   |
| 31  | Maluku Utara          | 39,92                       | 3,77   | ...                           | 20,92   |
| 32  | Papua Barat           | 30,43                       | ...  | ...                           | 38,71   |
| 33  | Papua                 | 38,81                       | ...  | ...                           | 21,45   |
|     | INDONESIA             | 40,94                       | 4,88   | 54,64                         | 25,72   |

Tabel 4.1 Banyaknya Pemakaian Listrik Berlangganan Menurut Provinsi dan Jenis Kegiatan Usaha Selama Setahun  
 Table 4.1 Number of Electricity Consumption by Province and Kind of Activity for Year

(Mega Watt Hour)

| No. | Provinsi/<br>Province | Pertanian/<br>Agriculturals | Pengolahan Sampah/<br>Waste Processing<br>Plants | Taman Hiburan/<br>Theme<br>Parks | Penyewaan Gedung<br>Pertemuan/Pesta<br>Rental Buildings |
|-----|-----------------------|-----------------------------|--|----------------------------------|---|
| (1) | (2)                   | (3)                         | (4)  | (5)                              | (6)   |
| 1   | Aceh                  | 3.076,51                    | ...  | 361,86                           | 457,66  |
| 2   | Sumatera Utara        | 23.261,67                   | ...  | 1.275,75                         | 1.368,83  |
| 3   | Sumatera Barat        | 1.252,66                    | ...  | 540,41                           | 790,87  |
| 4   | Riau                  | 3.753,55                    | 5,40   | 403,20                           | 997,42  |
| 5   | Jambi                 | 672,71                      | ...  | 488,66                           | 451,34  |
| 6   | Sumatera Selatan      | 3.930,05                    | ...  | 1.129,97                         | 1.462,71  |
| 7   | Bengkulu              | 583,05                      | ...  | ...                              | 632,05  |
| 8   | Lampung               | 2.025,99                    | ...  | 661,07                           | 1.285,18  |
| 9   | Bangka Belitung       | 808,91                      | 12,90  | ...                              | 254,36  |
| 10  | Kepulauan Riau        | 591,76                      | ...  | 676,94                           | 688,81  |
| 11  | DKI Jakarta           | 5.375,88                    | ...  | ...                              | 7.984,32  |
| 12  | Jawa Barat            | 22.052,67                   | 25,52  | 13.055,94                        | 4.484,10  |
| 13  | Jawa Tengah           | 8.482,38                    | 45,26  | 2.997,10                         | ...   |
| 14  | D.I Yogyakarta        | 622,21                      | ...  | 841,96                           | 2.152,01  |
| 15  | Jawa Timur            | 7.070,00                    | ...  | 3.746,98                         | 5.417,52  |
| 16  | Banten                | 3.514,01                    | 12,00  | 1.836,75                         | 2.788,35  |
| 17  | Bali                  | 3.724,45                    | 24,67  | 1.079,39                         | 918,64  |
| 18  | Nusa Tenggara Barat   | 762,52                      | 6,83   | 393,44                           | 716,93  |
| 19  | Nusa Tenggara Timur   | 221,84                      | ...  | 120,00                           | 379,79  |
| 20  | Kalimantan Barat      | 3.909,87                    | 16,03  | 324,00                           | ...   |
| 21  | Kalimantan Tengah     | 2.477,52                    | ...  | 343,36                           | 357,76  |
| 22  | Kalimantan Selatan    | 2.544,04                    | 13,69  | 644,40                           | 580,78  |
| 23  | Kalimantan Timur      | 8.759,82                    | ...  | ...                              | 1.296,67  |
| 24  | Sulawesi Utara        | 2.970,13                    | 19,10  | ...                              | 843,37  |
| 25  | Sulawesi Tengah       | 900,28                      | ...  | 265,55                           | 606,95  |
| 26  | Sulawesi Selatan      | 2.006,74                    | 6,72   | 1.022,15                         | 1.195,14  |
| 27  | Sulawesi Tenggara     | 274,08                      | ...  | ...                              | 790,74  |
| 28  | Gorontalo             | 755,72                      | 18,60  | ...                              | 269,65  |
| 29  | Sulawesi Barat        | 129,72                      | ...  | ...                              | 482,10  |
| 30  | Maluku                | 918,11                      | 5,90   | ...                              | 430,54  |
| 31  | Maluku Utara          | 788,32                      | 5,42   | ...                              | 692,96  |
| 32  | Papua Barat           | 1.032,36                    | ...  | ...                              | 445,98  |
| 33  | Papua                 | 1.085,86                    | ...  | ...                              | 494,24  |
|     | INDONESIA             | 120.335,41                  | 218,06   | 32.208,88                        | 41.717,78   |

Tabel 4.2 Rata-Rata Pemakaian Listrik Berlangganan per Perusahaan Menurut Provinsi dan Jenis Kegiatan Usaha Selama Setahun  
 Table Average Electricity Consumpt by a Company by Province and Kind of Activity for Year

(MWh)

| No.       | Provinsi/<br>Province | Pertanian/<br>Agriculturals | Pengolahan Sampah/<br>Waste Processing<br>Plants | Taman Hiburan/<br>Theme<br>Parks | Penyewaan Gedung<br>Pertemuan/Pesta<br>Rental Buildings |
|-----------|-----------------------|-----------------------------|--|----------------------------------|---|
| (1)       | (2)                   | (3)                         | (4)  | (5)                              | (6)   |
| 1         | Aceh                  | 49,12                       | ...  | 51,69                            | 28,60   |
| 2         | Sumatera Utara        | 68,09                       | ...  | 48,60                            | 20,43   |
| 3         | Sumatera Barat        | 31,66                       | ...  | 38,60                            | 23,97   |
| 4         | Riau                  | 93,84                       | 5,40   | 50,40                            | 34,39   |
| 5         | Jambi                 | 36,86                       | ...  | 44,42                            | 28,21   |
| 6         | Sumatera Selatan      | 82,60                       | ...  | 67,26                            | 29,85   |
| 7         | Bengkulu              | 52,54                       | ...  | ..                               | 37,18   |
| 8         | Lampung               | 77,75                       | ...  | 60,10                            | 49,43   |
| 9         | Bangka Belitung       | 76,85                       | 6,45   | ...                              | 42,39   |
| 10        | Kepulauan Riau        | 68,28                       | ...  | 56,41                            | 24,67   |
| 11        | DKI Jakarta           | 60,40                       | ...  | ...                              | 65,45   |
| 12        | Jawa Barat            | 67,23                       | 8,51   | 130,56                           | 37,68   |
| 13        | Jawa Tengah           | 58,16                       | 5,66   | 93,66                            | ...   |
| 14        | D.I Yogyakarta        | 38,89                       | ...  | 84,20                            | 63,29   |
| 15        | Jawa Timur            | 44,79                       | ...  | 86,47                            | 54,72   |
| 16        | Banten                | 57,29                       | 6,00   | 83,49                            | 54,67   |
| 17        | Bali                  | 64,21                       | 8,22   | 71,96                            | 45,93   |
| 18        | Nusa Tenggara Barat   | 47,66                       | 6,83   | 65,57                            | 34,14   |
| 19        | Nusa Tenggara Timur   | 36,97                       | ...  | 60,00                            | 31,65   |
| 20        | Kalimantan Barat      | 57,92                       | 8,02   | 54,00                            | ...   |
| 21        | Kalimantan Tengah     | 41,29                       | ...  | 38,15                            | 44,72   |
| 22        | Kalimantan Selatan    | 67,79                       | 6,85   | 71,60                            | 29,96   |
| 23        | Kalimantan Timur      | 58,12                       | ...  | ...                              | 31,63   |
| 24        | Sulawesi Utara        | 76,16                       | 9,55   | ...                              | 42,17   |
| 25        | Sulawesi Tengah       | 49,11                       | ...  | 66,39                            | 46,69   |
| 26        | Sulawesi Selatan      | 64,73                       | 6,72   | 67,64                            | 29,15   |
| 27        | Sulawesi Tenggara     | 68,52                       | ...  | ...                              | 34,38   |
| 28        | Gorontalo             | 41,98                       | 9,30   | ...                              | 29,96   |
| 29        | Sulawesi Barat        | 59,45                       | ...  | ...                              | 28,36   |
| 30        | Maluku                | 43,04                       | 5,90   | ...                              | 25,33   |
| 31        | Maluku Utara          | 57,48                       | 5,42   | ...                              | 30,13   |
| 32        | Papua Barat           | 43,81                       | ...  | ...                              | 55,75   |
| 33        | Papua                 | 55,89                       | ...  | ...                              | 30,89   |
| INDONESIA |                       | 58,96                       | 7,03   | 78,68                            | 37,04   |

Tabel 5 Nilai Pemakaian Listrik Berlangganan per Bulan Menurut Provinsi dan Jenis Kegiatan Usaha  
Table 5 Value of Electricity Consumpt in a Month by Province and Kind of Activity

( Juta Rupiah / Million Rupiahs )

| No.       | Provinsi/<br>Province | Pertanian/<br>Agriculturals | Pengolahan Sampah/<br>Waste Processing<br>Plants | Taman Hiburan/<br>Theme Parks | Penyewaan Gedung<br>Pertemuan/Pesta<br>Rental Buildings |
|-----------|-----------------------|-----------------------------|--|-------------------------------|---|
| (1)       | (2)                   | (3)                         | (4)  | (5)                           | (6)   |
| 1         | Aceh                  | 269,91                      | ...  | 32,47                         | 40,14   |
| 2         | Sumatera Utara        | 2.410,24                    | ...  | 105,00                        | 126,86  |
| 3         | Sumatera Barat        | 126,43                      | ...  | 52,50                         | 82,38   |
| 4         | Riau                  | 365,20                      | 0,50   | 41,60                         | 93,62   |
| 5         | Jambi                 | 64,45                       | ...  | 48,43                         | 39,61   |
| 6         | Sumatera Selatan      | 405,82                      | ...  | 113,92                        | 123,40  |
| 7         | Bengkulu              | 56,61                       | ...  | ...                           | 55,28   |
| 8         | Lampung               | 209,91                      | ...  | 64,64                         | 131,34  |
| 9         | Bangka Belitung       | 88,32                       | 1,08   | ...                           | 25,63   |
| 10        | Kepulauan Riau        | 61,10                       | ...  | 65,10                         | 63,23   |
| 11        | DKI Jakarta           | 513,69                      | ...  | ...                           | 727,50  |
| 12        | Jawa Barat            | 2.157,94                    | 2,60   | 1.316,46                      | 406,51  |
| 13        | Jawa Tengah           | 812,61                      | 4,47   | 312,61                        | ...   |
| 14        | D.I Yogyakarta        | 51,15                       | ...  | 88,14                         | 217,69  |
| 15        | Jawa Timur            | 645,91                      | ...  | 313,90                        | 534,46  |
| 16        | Banten                | 339,50                      | 1,05   | 181,61                        | 266,99  |
| 17        | Bali                  | 361,17                      | 2,25   | 106,49                        | 91,79   |
| 18        | Nusa Tenggara Barat   | 69,70                       | 0,48   | 33,70                         | 58,52   |
| 19        | Nusa Tenggara Timur   | 20,68                       | ...  | 10,00                         | 33,15   |
| 20        | Kalimantan Barat      | 418,03                      | 1,33   | 30,50                         | ...   |
| 21        | Kalimantan Tengah     | 234,00                      | ...  | 30,84                         | 28,94   |
| 22        | Kalimantan Selatan    | 258,83                      | 1,10   | 62,90                         | 48,14   |
| 23        | Kalimantan Timur      | 741,40                      | ...  | ...                           | 105,19  |
| 24        | Sulawesi Utara        | 305,29                      | 1,59   | ...                           | 70,95   |
| 25        | Sulawesi Tengah       | 73,78                       | ...  | 23,67                         | 56,86   |
| 26        | Sulawesi Selatan      | 181,04                      | 0,57   | 95,94                         | 109,38  |
| 27        | Sulawesi Tenggara     | 29,70                       | ...  | ...                           | 71,08   |
| 28        | Gorontalo             | 59,35                       | 1,67   | ...                           | 23,67   |
| 29        | Sulawesi Barat        | 13,31                       | ...  | ...                           | 39,93   |
| 30        | Maluku                | 87,84                       | 0,60   | ...                           | 35,16   |
| 31        | Maluku Utara          | 62,10                       | 0,67   | ...                           | 68,54   |
| 32        | Papua Barat           | 99,12                       | ...  | ...                           | 42,70   |
| 33        | Papua                 | 90,51                       | ...  | ...                           | 40,48   |
| INDONESIA |                       | 11.684,62                   | 19,95  | 3.130,42                      | 3.859,12  |



Tabel 5.1 Rata-rata Harga Listrik Berlangganan per Kwh Menurut Provinsi dan Jenis Kegiatan Usaha  
 Table Average Value of Electricity Consumed in a Month by Province and Kind of Activity

(Rupiah/Kwh / Rupiah/Kwh)

| No. | Provinsi/<br>Province | Pertanian/<br>Agriculturals | Pengolahan Sampah/<br>Waste Processing<br>Plants | Taman Hiburan/<br>Theme Parks | Penyewaan Gedung<br>Pertemuan/Pesta<br>Rental Buildings |
|-----|-----------------------|-----------------------------|--|-------------------------------|---|
| (1) | (2)                   | (3)                         | (4)  | (5)                           | (6)   |
| 1   | Aceh                  | 1.076,85                    | ...  | 1.078,36                      | 1.053,08  |
| 2   | Sumatera Utara        | 1.141,32                    | ...  | 992,48                        | 989,20  |
| 3   | Sumatera Barat        | 1.059,78                    | ...  | 1.215,86                      | 1.112,21  |
| 4   | Riau                  | 1.145,21                    | 1.111,11   | 1.149,25                      | 1.065,92  |
| 5   | Jambi                 | 1.020,61                    | ...  | 1.175,58                      | 1.037,92  |
| 6   | Sumatera Selatan      | 1.187,35                    | ...  | 1.258,07                      | 1.023,85  |
| 7   | Bengkulu              | 1.098,95                    | ...  | ...                           | 1.099,62  |
| 8   | Lampung               | 1.174,85                    | ...  | 1.149,82                      | 1.091,37  |
| 9   | Bangka Belitung       | 1.241,29                    | 1.000,00   | ...                           | 1.074,11  |
| 10  | Kepulauan Riau        | 1.245,99                    | ...  | 1.173,60                      | 1.019,77  |
| 11  | DKI Jakarta           | 1.051,60                    | ...  | ...                           | 1.116,67  |
| 12  | Jawa Barat            | 1.065,58                    | 1.223,95   | 1.147,23                      | 1.149,35  |
| 13  | Jawa Tengah           | 1.050,62                    | 1.164,44   | 1.198,74                      | ...   |
| 14  | D.I Yogyakarta        | 1.035,70                    | ...  | 1.195,62                      | 1.130,79  |
| 15  | Jawa Timur            | 1.079,24                    | ...  | 1.033,31                      | 1.141,34  |
| 16  | Banten                | 1.135,49                    | 1.052,69   | 1.163,34                      | 1.094,41  |
| 17  | Bali                  | 1.084,11                    | 1.087,17   | 1.109,90                      | 1.090,07  |
| 18  | Nusa Tenggara Barat   | 1.003,44                    | 850,62   | 1.190,09                      | 973,02  |
| 19  | Nusa Tenggara Timur   | 1.029,28                    | ...  | 1.000,00                      | 1.036,75  |
| 20  | Kalimantan Barat      | 1.242,87                    | 994,40   | 1.151,13                      | ...   |
| 21  | Kalimantan Tengah     | 1.081,82                    | ...  | 1.040,05                      | 965,43  |
| 22  | Kalimantan Selatan    | 1.136,14                    | 965,22   | 1.170,02                      | 1.000,98  |
| 23  | Kalimantan Timur      | 993,96                      | ...  | ...                           | 975,89  |
| 24  | Sulawesi Utara        | 1.168,43                    | 994,40   | ...                           | 979,50  |
| 25  | Sulawesi Tengah       | 1.037,38                    | ...  | 1.035,43                      | 1.118,94  |
| 26  | Sulawesi Selatan      | 1.051,56                    | 1.011,70   | 1.110,75                      | 1.050,63  |
| 27  | Sulawesi Tenggara     | 1.333,05                    | ...  | ...                           | 1.016,59  |
| 28  | Gorontalo             | 979,29                      | 1.064,29   | ...                           | 1.065,56  |
| 29  | Sulawesi Barat        | 1.231,59                    | ...  | ...                           | 986,47  |
| 30  | Maluku                | 1.116,71                    | 1.219,51   | ...                           | 999,74  |
| 31  | Maluku Utara          | 866,83                      | 1.475,66   | ...                           | 1.068,69  |
| 32  | Papua Barat           | 1.086,37                    | ...  | ...                           | 1.137,59  |
| 33  | Papua                 | 1.000,23                    | ...  | ...                           | 976,04  |
|     | INDONESIA             | 1.084,13                    | 1.098,69   | 1.139,00                      | 1.051,22  |

Tabel 5.2 Rata-Rata Nilai Pemakaian Listrik Berlangganan per Perusahaan per Bulan Menurut Provinsi dan Jenis Kegiatan Usaha  
 Table 5.2 Average Value of Electricity Consumpt by Company for a Month by Province and Kind of Activity

(Juta Rupiah/Million Rupiahs)

| No.       | Provinsi/<br>Province | Pertanian/<br>Agriculturals | Pengolahan Sampah/<br>Waste Processing<br>Plants | Taman Hiburan/<br>Theme Parks | Penyewaan Gedung<br>Pertemuan/Pesta<br>Rental Buildings |
|-----------|-----------------------|-----------------------------|--|-------------------------------|---|
| (1)       | (2)                   | (3)                         | (4)  | (5)                           | (6)   |
| 1         | Aceh                  | 4,31                        | ...  | 4,64                          | 2,51  |
| 2         | Sumatera Utara        | 7,06                        | ...  | 4,00                          | 1,89  |
| 3         | Sumatera Barat        | 3,20                        | ...  | 3,75                          | 2,50  |
| 4         | Riau                  | 9,13                        | 0,50   | 5,20                          | 3,23  |
| 5         | Jambi                 | 3,53                        | ...  | 4,40                          | 2,48  |
| 6         | Sumatera Selatan      | 8,53                        | ...  | 6,78                          | 2,52  |
| 7         | Bengkulu              | 5,10                        | ...  | ...                           | 3,25  |
| 8         | Lampung               | 8,06                        | ...  | 5,88                          | 5,05  |
| 9         | Bangka Belitung       | 8,39                        | 0,54   | ...                           | 4,27  |
| 10        | Kepulauan Riau        | 7,05                        | ...  | 5,43                          | 2,26  |
| 11        | DKI Jakarta           | 5,77                        | ...  | ...                           | 5,96  |
| 12        | Jawa Barat            | 6,58                        | 0,87   | 13,16                         | 3,42  |
| 13        | Jawa Tengah           | 5,57                        | 0,56   | 9,77                          | ...   |
| 14        | D.I Yogyakarta        | 3,20                        | ...  | 8,81                          | 6,40  |
| 15        | Jawa Timur            | 4,09                        | ...  | 7,24                          | 5,40  |
| 16        | Banten                | 5,53                        | 0,53   | 8,26                          | 5,24  |
| 17        | Bali                  | 6,23                        | 0,75   | 7,10                          | 4,59  |
| 18        | Nusa Tenggara Barat   | 4,36                        | 0,48   | 5,62                          | 2,79  |
| 19        | Nusa Tenggara Timur   | 3,45                        | ...  | 5,00                          | 2,76  |
| 20        | Kalimantan Barat      | 6,19                        | 0,67   | 5,08                          | ...   |
| 21        | Kalimantan Tengah     | 3,90                        | ...  | 3,43                          | 3,62  |
| 22        | Kalimantan Selatan    | 6,90                        | 0,55   | 6,99                          | 2,48  |
| 23        | Kalimantan Timur      | 4,92                        | ...  | ...                           | 2,57  |
| 24        | Sulawesi Utara        | 7,83                        | 0,79   | ...                           | 3,55  |
| 25        | Sulawesi Tengah       | 4,02                        | ...  | 5,92                          | 4,37  |
| 26        | Sulawesi Selatan      | 5,84                        | 0,57   | 6,35                          | 2,67  |
| 27        | Sulawesi Tenggara     | 7,43                        | ...  | ...                           | 3,09  |
| 28        | Gorontalo             | 3,30                        | 0,84   | ...                           | 2,63  |
| 29        | Sulawesi Barat        | 6,10                        | ...  | ...                           | 2,35  |
| 30        | Maluku                | 4,12                        | 0,60   | ...                           | 2,07  |
| 31        | Maluku Utara          | 4,53                        | 0,67   | ...                           | 2,98  |
| 32        | Papua Barat           | 4,21                        | ...  | ...                           | 5,34  |
| 33        | Papua                 | 4,66                        | ...  | ...                           | 2,53  |
| INDONESIA |                       | 5,69                        | 0,64   | 7,71                          | 3,41  |

Tabel 6.1 Banyaknya Usaha Sektor Pertanian Menurut Provinsi dan Persentase Biaya Listrik Terhadap Biaya Operasional  
 Table Number of Agriculturals by Province and Percentage of Electricity Cost to Total Operating Cost

| No. | Provinsi/<br>Province | Kurang dari 5%<br>Less than 5% | 5% – <10% | 10% – <15% | 15% – <20% | 20% atau lebih<br>20% or more |
|-----|-----------------------|--------------------------------|-----------|------------|------------|-------------------------------|
| (1) | (2)                   | (3)                            | (4)       | (5)        | (6)        | (7)                           |
| 1   | Aceh                  | 67                             | 14        | -          | 19         | 6                             |
| 2   | Sumatera Utara        | 342                            | 61        | 24         | 5          | 14                            |
| 3   | Sumatera Barat        | 34                             | 15        | 10         | 3          | 3                             |
| 4   | Riau                  | 72                             | 40        | 28         | 8          | 8                             |
| 5   | Jambi                 | 49                             | 9         | 8          | 5          | 2                             |
| 6   | Sumatera Selatan      | 69                             | 37        | 8          | 9          | 9                             |
| 7   | Bengkulu              | 18                             | 12        | 4          | 8          | 1                             |
| 8   | Lampung               | 25                             | 4         | 4          | 7          | 8                             |
| 9   | Bangka Belitung       | 13                             | 5         | 3          | 3          | 1                             |
| 10  | Kepulauan Riau        | -                              | 5         | -          | 4          | 4                             |
| 11  | DKI Jakarta           | 57                             | 28        | 4          | -          | -                             |
| 12  | Jawa Barat            | 176                            | 77        | 56         | 8          | 11                            |
| 13  | Jawa Tengah           | 100                            | 27        | 4          | 11         | 6                             |
| 14  | D.I Yogyakarta        | 10                             | 4         | 1          | -          | 1                             |
| 15  | Jawa Timur            | 124                            | 21        | 18         | 5          | 2                             |
| 16  | Banten                | 38                             | 17        | 2          | 3          | 3                             |
| 17  | Bali                  | 28                             | 8         | 12         | 5          | 4                             |
| 18  | Nusa Tenggara Barat   | 8                              | 3         | 4          | -          | 3                             |
| 19  | Nusa Tenggara Timur   | 7                              | -         | -          | -          | -                             |
| 20  | Kalimantan Barat      | 45                             | 37        | 15         | -          | 8                             |
| 21  | Kalimantan Tengah     | 75                             | 75        | 30         | 30         | -                             |
| 22  | Kalimantan Selatan    | 41                             | 19        | 19         | 5          | 3                             |
| 23  | Kalimantan Timur      | 111                            | 35        | 40         | 20         | 5                             |
| 24  | Sulawesi Utara        | 21                             | 8         | 4          | -          | 9                             |
| 25  | Sulawesi Tengah       | 18                             | 10        | 2          | -          | 5                             |
| 26  | Sulawesi Selatan      | 9                              | 14        | 8          | -          | 3                             |
| 27  | Sulawesi Tenggara     | 7                              | 5         | -          | 1          | -                             |
| 28  | Gorontalo             | 15                             | 5         | -          | -          | 1                             |
| 29  | Sulawesi Barat        | 5                              | 7         | -          | -          | -                             |
| 30  | Maluku                | 16                             | 1         | 2          | -          | 5                             |
| 31  | Maluku Utara          | 5                              | 5         | 4          | 2          | -                             |
| 32  | Papua Barat           | 27                             | -         | -          | -          | 2                             |
| 33  | Papua                 | 24                             | -         | 5          | 5          | -                             |
|     | INDONESIA             | 1.656                          | 608       | 319        | 166        | 127                           |

Tabel 6.2 Banyaknya Usaha Pengolahan Sampah Menurut Provinsi dan Persentase Biaya Listrik Terhadap Biaya Operasional  
 Table 6.2 Number of Waste Processing Plants by Province and Percentage of Electricity Cost to Total Operating Cost

| No. | Provinsi/<br>Province | Kurang dari 5%<br>Less than 5% | 5% – <10% | 10% – <15% | 15% – <20% | 20% atau lebih<br>20% or more |
|-----|-----------------------|--------------------------------|-----------|------------|------------|-------------------------------|
| (1) | (2)                   | (3)                            | (4)       | (5)        | (6)        | (7)                           |
| 1   | Aceh                  | ...                            | ...       | ...        | ...        | ...                           |
| 2   | Sumatera Utara        | ...                            | ...       | ...        | ...        | ...                           |
| 3   | Sumatera Barat        | ...                            | ...       | ...        | ...        | ...                           |
| 4   | Riau                  | -                              | 1         | -          | -          | -                             |
| 5   | Jambi                 | ...                            | ...       | ...        | ...        | ...                           |
| 6   | Sumatera Selatan      | ...                            | ...       | ...        | ...        | ...                           |
| 7   | Bengkulu              | ...                            | ...       | ...        | ...        | ...                           |
| 8   | Lampung               | ...                            | ...       | ...        | ...        | ...                           |
| 9   | Bangka Belitung       | 2                              | 2         | -          | 2          | -                             |
| 10  | Kepulauan Riau        | ...                            | ...       | ...        | ...        | ...                           |
| 11  | DKI Jakarta           | ...                            | ...       | ...        | ...        | ...                           |
| 12  | Jawa Barat            | 1                              | 1         | 2          | -          | -                             |
| 13  | Jawa Tengah           | 6                              | 4         | 1          | 1          | -                             |
| 14  | D.I Yogyakarta        | -                              | -         | 1          | -          | 1                             |
| 15  | Jawa Timur            | ...                            | ...       | ...        | ...        | ...                           |
| 16  | Banten                | -                              | 2         | -          | -          | -                             |
| 17  | Bali                  | 3                              | 1         | -          | -          | -                             |
| 18  | Nusa Tenggara Barat   | 1                              | -         | -          | -          | -                             |
| 19  | Nusa Tenggara Timur   | ...                            | ...       | ...        | ...        | ...                           |
| 20  | Kalimantan Barat      | 1                              | 1         | 1          | -          | -                             |
| 21  | Kalimantan Tengah     | ...                            | ...       | ...        | ...        | ...                           |
| 22  | Kalimantan Selatan    | 1                              | -         | -          | -          | 1                             |
| 23  | Kalimantan Timur      | ...                            | ...       | ...        | ...        | ...                           |
| 24  | Sulawesi Utara        | 2                              | -         | 1          | -          | -                             |
| 25  | Sulawesi Tengah       | ...                            | ...       | ...        | ...        | ...                           |
| 26  | Sulawesi Selatan      | -                              | -         | 1          | -          | -                             |
| 27  | Sulawesi Tenggara     | ...                            | ...       | ...        | ...        | ...                           |
| 28  | Gorontalo             | 3                              | -         | -          | -          | -                             |
| 29  | Sulawesi Barat        | 1                              | -         | -          | -          | -                             |
| 30  | Maluku                | 1                              | -         | -          | -          | -                             |
| 31  | Maluku Utara          | -                              | -         | -          | 1          | -                             |
| 32  | Papua Barat           | ...                            | ...       | ...        | ...        | ...                           |
| 33  | Papua                 | ...                            | ...       | ...        | ...        | ...                           |
|     | INDONESIA             | 22                             | 12        | 7          | 4          | 2                             |

Tabel 6.3 Banyaknya Taman Hiburan Menurut Provinsi dan Persentase Biaya Listrik Terhadap Biaya Operasional  
 Table 6.3 Number of Theme Parks by Province and Percentage of Electricity Cost to Total Operating Cost

| No. | Provinsi/<br>Province | Kurang dari 5%<br>Less than 5% | 5% – <10% | 10% – <15% | 15% – <20% | 20% atau lebih<br>20% or more |
|-----|-----------------------|--------------------------------|-----------|------------|------------|-------------------------------|
| (1) | (2)                   | (3)                            | (4)       | (5)        | (6)        | (7)                           |
| 1   | Aceh                  | 2                              | 2         | 1          | 1          | 1                             |
| 2   | Sumatera Utara        | 9                              | 8         | 5          | 4          | 9                             |
| 3   | Sumatera Barat        | 4                              | 3         | 7          | -          | -                             |
| 4   | Riau                  | -                              | 8         | -          | 4          | -                             |
| 5   | Jambi                 | 3                              | 3         | 4          | -          | 1                             |
| 6   | Sumatera Selatan      | 4                              | -         | 9          | 4          | 4                             |
| 7   | Bengkulu              | ...                            | ...       | ...        | ...        | ...                           |
| 8   | Lampung               | 3                              | 3         | 3          | 1          | 1                             |
| 9   | Bangka Belitung       | ...                            | ...       | ...        | ...        | ...                           |
| 10  | Kepulauan Riau        | -                              | 6         | -          | -          | 6                             |
| 11  | DKI Jakarta           | ...                            | ...       | ...        | ...        | ...                           |
| 12  | Jawa Barat            | 33                             | 14        | 10         | 29         | 14                            |
| 13  | Jawa Tengah           | 7                              | 7         | 7          | 4          | 7                             |
| 14  | D.I Yogyakarta        | 1                              | 3         | 2          | 2          | 2                             |
| 15  | Jawa Timur            | 17                             | 9         | 5          | 12         | 9                             |
| 16  | Banten                | -                              | 5         | 3          | 6          | 8                             |
| 17  | Bali                  | 7                              | 1         | -          | 2          | 5                             |
| 18  | Nusa Tenggara Barat   | -                              | -         | 6          | -          | -                             |
| 19  | Nusa Tenggara Timur   | -                              | -         | 4          | -          | -                             |
| 20  | Kalimantan Barat      | -                              | 4         | 4          | -          | -                             |
| 21  | Kalimantan Tengah     | 1                              | 2         | 2          | 1          | 3                             |
| 22  | Kalimantan Selatan    | -                              | -         | 2          | 3          | 4                             |
| 23  | Kalimantan Timur      | ...                            | ...       | ...        | ...        | ...                           |
| 24  | Sulawesi Utara        | ...                            | ...       | ...        | ...        | ...                           |
| 25  | Sulawesi Tengah       | -                              | 1         | 1          | 1          | 1                             |
| 26  | Sulawesi Selatan      | -                              | 3         | 4          | 4          | 6                             |
| 27  | Sulawesi Tenggara     | ...                            | ...       | ...        | ...        | ...                           |
| 28  | Gorontalo             | ...                            | ...       | ...        | ...        | ...                           |
| 29  | Sulawesi Barat        | ...                            | ...       | ...        | ...        | ...                           |
| 30  | Maluku                | ...                            | ...       | ...        | ...        | ...                           |
| 31  | Maluku Utara          | ...                            | ...       | ...        | ...        | ...                           |
| 32  | Papua Barat           | ...                            | ...       | ...        | ...        | ...                           |
| 33  | Papua                 | ...                            | ...       | ...        | ...        | ...                           |
|     | INDONESIA             | 91                             | 82        | 79         | 78         | 81                            |

Tabel 6.4 Banyaknya Usaha Penyewaan Gedung Pertemuan/Pesta Menurut Provinsi dan Persentase Biaya Listrik Terhadap Biaya Operasional  
 Table 6.4 Number of Rental Buildings by Province and Percentage of Electricity Cost to Total Operating Cost

| No.       | Provinsi/<br>Province | Kurang dari 5%<br>Less than 5% | 5% – <10% | 10% – <15% | 15% – <20% | 20% atau lebih<br>20% or more |
|-----------|-----------------------|--------------------------------|-----------|------------|------------|-------------------------------|
| (1)       | (2)                   | (3)                            | (4)       | (5)        | (6)        | (7)                           |
| 1         | Aceh                  | 2                              | 4         | 4          | 2          | 4                             |
| 2         | Sumatera Utara        | 8                              | 24        | 12         | 8          | 15                            |
| 3         | Sumatera Barat        | 17                             | 5         | 8          | -          | 3                             |
| 4         | Riau                  | 16                             | 7         | 4          | 2          | -                             |
| 5         | Jambi                 | -                              | -         | 16         | -          | -                             |
| 6         | Sumatera Selatan      | 16                             | 20        | -          | -          | 13                            |
| 7         | Bengkulu              | 7                              | 1         | 4          | 2          | 3                             |
| 8         | Lampung               | 7                              | 5         | 9          | 5          | -                             |
| 9         | Bangka Belitung       | 4                              | 1         | 1          | 1          | 1                             |
| 10        | Kepulauan Riau        | 5                              | 5         | 8          | 5          | 6                             |
| 11        | DKI Jakarta           | 24                             | 8         | 17         | 16         | 57                            |
| 12        | Jawa Barat            | -                              | 60        | 29         | -          | 30                            |
| 13        | Jawa Tengah           | ...                            | ...       | ...        | ...        | ...                           |
| 14        | D.I Yogyakarta        | 10                             | 8         | 8          | 3          | 5                             |
| 15        | Jawa Timur            | 40                             | 10        | 9          | 20         | 20                            |
| 16        | Banten                | 10                             | 17        | -          | 10         | 14                            |
| 17        | Bali                  | 4                              | 7         | 5          | 4          | -                             |
| 18        | Nusa Tenggara Barat   | 7                              | 8         | 5          | -          | 2                             |
| 19        | Nusa Tenggara Timur   | 3                              | 4         | 4          | -          | 1                             |
| 20        | Kalimantan Barat      | ...                            | ...       | ...        | ...        | ...                           |
| 21        | Kalimantan Tengah     | 2                              | 2         | -          | -          | 4                             |
| 22        | Kalimantan Selatan    | 5                              | 11        | 3          | -          | 2                             |
| 23        | Kalimantan Timur      | 16                             | 12        | 9          | 4          | -                             |
| 24        | Sulawesi Utara        | 9                              | 7         | 3          | -          | 1                             |
| 25        | Sulawesi Tengah       | 6                              | 3         | 1          | 2          | 1                             |
| 26        | Sulawesi Selatan      | 8                              | 13        | 7          | 4          | 9                             |
| 27        | Sulawesi Tenggara     | 3                              | 7         | 4          | 3          | 5                             |
| 28        | Gorontalo             | 3                              | 4         | 2          | 1          | -                             |
| 29        | Sulawesi Barat        | 10                             | 6         | 1          | -          | -                             |
| 30        | Maluku                | 8                              | 7         | 1          | -          | 1                             |
| 31        | Maluku Utara          | 3                              | 6         | 4          | 4          | 6                             |
| 32        | Papua Barat           | 3                              | 3         | 2          | -          | -                             |
| 33        | Papua                 | 6                              | 5         | 5          | -          | -                             |
| INDONESIA |                       | 262                            | 280       | 185        | 96         | 203                           |

Tabel 7.1 Banyaknya Usaha Sektor Pertanian Menurut Provinsi dan Periode Tahun Awal Penggunaan Generator Listrik

Table Number of Agriculturals by Province and Starting Year Period of Using Electricity Generator

| No.       | Provinsi/<br>Province | Tidak<br>Menggunakan<br>Not Use | Sebelum 1995<br>Before 1995 | 1995 - 1999 | 2000 - 2004 | 2005 - 2011 |
|-----------|-----------------------|---------------------------------|-----------------------------|-------------|-------------|-------------|
| (1)       | (2)                   | (3)                             | (4)                         | (5)         | (6)         | (7)         |
| 1         | Aceh                  | 34                              | 24                          | 14          | -           | 34          |
| 2         | Sumatera Utara        | 104                             | 219                         | 66          | 24          | 33          |
| 3         | Sumatera Barat        | 16                              | 11                          | 17          | 10          | 11          |
| 4         | Riau                  | 12                              | 68                          | 40          | 28          | 8           |
| 5         | Jambi                 | 6                               | 9                           | 21          | 20          | 17          |
| 6         | Sumatera Selatan      | 6                               | 37                          | 52          | 11          | 26          |
| 7         | Bengkulu              | 8                               | 14                          | 11          | 3           | 7           |
| 8         | Lampung               | 7                               | 22                          | 8           | 1           | 10          |
| 9         | Bangka Belitung       | 1                               | 4                           | 4           | -           | 16          |
| 10        | Kepulauan Riau        | 4                               | 5                           | 4           | -           | -           |
| 11        | DKI Jakarta           | 71                              | 7                           | -           | 7           | 4           |
| 12        | Jawa Barat            | 168                             | 53                          | 40          | 27          | 40          |
| 13        | Jawa Tengah           | 69                              | 39                          | 17          | 13          | 10          |
| 14        | D.I Yogyakarta        | 7                               | 2                           | -           | 2           | 5           |
| 15        | Jawa Timur            | 83                              | 39                          | 15          | 6           | 27          |
| 16        | Banten                | 15                              | 28                          | 7           | 8           | 5           |
| 17        | Bali                  | 23                              | 8                           | 9           | 7           | 10          |
| 18        | Nusa Tenggara Barat   | 2                               | 3                           | 5           | 4           | 4           |
| 19        | Nusa Tenggara Timur   | 3                               | 2                           | 1           | -           | 1           |
| 20        | Kalimantan Barat      | 23                              | 30                          | 23          | 15          | 14          |
| 21        | Kalimantan Tengah     | 60                              | -                           | -           | 45          | 105         |
| 22        | Kalimantan Selatan    | 2                               | 17                          | 24          | 14          | 30          |
| 23        | Kalimantan Timur      | 45                              | 50                          | 25          | 10          | 81          |
| 24        | Sulawesi Utara        | 11                              | 9                           | 5           | 8           | 9           |
| 25        | Sulawesi Tengah       | 8                               | 5                           | 3           | 3           | 16          |
| 26        | Sulawesi Selatan      | 12                              | 10                          | 4           | -           | 8           |
| 27        | Sulawesi Tenggara     | -                               | 1                           | -           | 4           | 8           |
| 28        | Gorontalo             | 11                              | 2                           | 1           | 1           | 6           |
| 29        | Sulawesi Barat        | 1                               | 5                           | 2           | -           | 4           |
| 30        | Maluku                | 4                               | 4                           | 1           | 1           | 14          |
| 31        | Maluku Utara          | 2                               | 5                           | -           | 2           | 7           |
| 32        | Papua Barat           | 11                              | 7                           | 2           | 4           | 5           |
| 33        | Papua                 | 15                              | -                           | 5           | -           | 14          |
| INDONESIA |                       | 844                             | 739                         | 426         | 278         | 589         |

Tabel 7.2 Banyaknya Usaha Pengolahan Sampah Menurut Provinsi dan Periode Tahun Awal Penggunaan Generator Listrik  
 Table 7.2 Number of Waste Processing Plants by Province and Starting Year Period of Using Electricity Generator

| No.       | Provinsi/<br>Province | Tidak<br>Menggunakan<br>Not Use | Sebelum 1995<br>Before 1995 | 1995 - 1999 | 2000 - 2004 | 2005 - 2011 |
|-----------|-----------------------|---------------------------------|-----------------------------|-------------|-------------|-------------|
| (1)       | (2)                   | (3)                             | (4)                         | (5)         | (6)         | (7)         |
| 1         | Aceh                  | ...                             | ...                         | ...         | ...         | ...         |
| 2         | Sumatera Utara        | ...                             | ...                         | ...         | ...         | ...         |
| 3         | Sumatera Barat        | ...                             | ...                         | ...         | ...         | ...         |
| 4         | Riau                  | 1                               | -                           | -           | -           | -           |
| 5         | Jambi                 | ...                             | ...                         | ...         | ...         | ...         |
| 6         | Sumatera Selatan      | ...                             | ...                         | ...         | ...         | ...         |
| 7         | Bengkulu              | ...                             | ...                         | ...         | ...         | ...         |
| 8         | Lampung               | ...                             | ...                         | ...         | ...         | ...         |
| 9         | Bangka Belitung       | 1                               | -                           | -           | -           | 5           |
| 10        | Kepulauan Riau        | ...                             | ...                         | ...         | ...         | ...         |
| 11        | DKI Jakarta           | ...                             | ...                         | ...         | ...         | ...         |
| 12        | Jawa Barat            | 2                               | -                           | 1           | -           | 1           |
| 13        | Jawa Tengah           | 4                               | 1                           | -           | 1           | 6           |
| 14        | D.I Yogyakarta        | -                               | 1                           | 1           | -           | -           |
| 15        | Jawa Timur            | ...                             | ...                         | ...         | ...         | ...         |
| 16        | Banten                | -                               | -                           | -           | -           | 2           |
| 17        | Bali                  | 3                               | -                           | -           | -           | 1           |
| 18        | Nusa Tenggara Barat   | 1                               | -                           | -           | -           | -           |
| 19        | Nusa Tenggara Timur   | ...                             | ...                         | ...         | ...         | ...         |
| 20        | Kalimantan Barat      | 2                               | -                           | -           | -           | 1           |
| 21        | Kalimantan Tengah     | ...                             | ...                         | ...         | ...         | ...         |
| 22        | Kalimantan Selatan    | -                               | -                           | -           | 1           | 1           |
| 23        | Kalimantan Timur      | ...                             | ...                         | ...         | ...         | ...         |
| 24        | Sulawesi Utara        | 2                               | -                           | -           | -           | 1           |
| 25        | Sulawesi Tengah       | ...                             | ...                         | ...         | ...         | ...         |
| 26        | Sulawesi Selatan      | 1                               | -                           | -           | -           | -           |
| 27        | Sulawesi Tenggara     | ...                             | ...                         | ...         | ...         | ...         |
| 28        | Gorontalo             | 2                               | -                           | -           | -           | 1           |
| 29        | Sulawesi Barat        | -                               | -                           | -           | -           | 1           |
| 30        | Maluku                | -                               | -                           | -           | -           | 1           |
| 31        | Maluku Utara          | -                               | -                           | -           | -           | 1           |
| 32        | Papua Barat           | ...                             | ...                         | ...         | ...         | ...         |
| 33        | Papua                 | ...                             | ...                         | ...         | ...         | ...         |
| INDONESIA |                       | 19                              | 2                           | 2           | 2           | 22          |



Tabel 7.3 Banyaknya Taman Hiburan Menurut Provinsi dan Periode Tahun Awal Penggunaan Generator Listrik  
 Table Number of Theme Parks by Province and Starting Year Period of Using Electricity Generator

| No. | Provinsi/<br>Province | Tidak<br>Menggunakan<br>Not Use | Sebelum 1995<br>Before 1995 | 1995 - 1999 | 2000 - 2004 | 2005 - 2011 |
|-----|-----------------------|---------------------------------|-----------------------------|-------------|-------------|-------------|
| (1) | (2)                   | (3)                             | (4)                         | (5)         | (6)         | (7)         |
| 1   | Aceh                  | 1                               | -                           | -           | -           | 6           |
| 2   | Sumatera Utara        | -                               | -                           | -           | -           | 35          |
| 3   | Sumatera Barat        | 4                               | -                           | -           | -           | 10          |
| 4   | Riau                  | -                               | 4                           | -           | -           | 8           |
| 5   | Jambi                 | 1                               | -                           | -           | -           | 10          |
| 6   | Sumatera Selatan      | 8                               | -                           | -           | -           | 13          |
| 7   | Bengkulu              | ...                             | ...                         | ...         | ...         | ...         |
| 8   | Lampung               | 1                               | -                           | -           | 2           | 8           |
| 9   | Bangka Belitung       | ...                             | ...                         | ...         | ...         | ...         |
| 10  | Kepulauan Riau        | 6                               | -                           | -           | 6           | -           |
| 11  | DKI Jakarta           | ...                             | ...                         | ...         | ...         | ...         |
| 12  | Jawa Barat            | 33                              | 9                           | 5           | 5           | 48          |
| 13  | Jawa Tengah           | 10                              | 3                           | 1           | 3           | 15          |
| 14  | D.I Yogyakarta        | 3                               | 1                           | 1           | -           | 5           |
| 15  | Jawa Timur            | 14                              | 12                          | 6           | 3           | 17          |
| 16  | Banten                | -                               | -                           | 5           | -           | 17          |
| 17  | Bali                  | 5                               | 1                           | 2           | 3           | 4           |
| 18  | Nusa Tenggara Barat   | 3                               | -                           | -           | -           | 3           |
| 19  | Nusa Tenggara Timur   | -                               | -                           | -           | -           | 4           |
| 20  | Kalimantan Barat      | 2                               | -                           | -           | -           | 6           |
| 21  | Kalimantan Tengah     | -                               | -                           | -           | 2           | 7           |
| 22  | Kalimantan Selatan    | -                               | -                           | -           | -           | 9           |
| 23  | Kalimantan Timur      | ...                             | ...                         | ...         | ...         | ...         |
| 24  | Sulawesi Utara        | ...                             | ...                         | ...         | ...         | ...         |
| 25  | Sulawesi Tengah       | -                               | -                           | -           | -           | 4           |
| 26  | Sulawesi Selatan      | 6                               | -                           | -           | -           | 11          |
| 27  | Sulawesi Tenggara     | ...                             | ...                         | ...         | ...         | ...         |
| 28  | Gorontalo             | ...                             | ...                         | ...         | ...         | ...         |
| 29  | Sulawesi Barat        | ...                             | ...                         | ...         | ...         | ...         |
| 30  | Maluku                | ...                             | ...                         | ...         | ...         | ...         |
| 31  | Maluku Utara          | ...                             | ...                         | ...         | ...         | ...         |
| 32  | Papua Barat           | ...                             | ...                         | ...         | ...         | ...         |
| 33  | Papua                 | ...                             | ...                         | ...         | ...         | ...         |
|     | INDONESIA             | 97                              | 30                          | 20          | 24          | 240         |

Tabel 7.4 Banyaknya Usaha Penyewaan Gedung Pertemuan/Pesta Menurut Provinsi dan Periode Tahun Awal Penggunaan

7.4 Generator Listrik

Table 7.4 Number of Rental Buildings by Province and Starting Year Period of Using Electricity Generator

| No.       | Provinsi/<br>Province | Tidak<br>Menggunakan<br>Not Use | Sebelum 1995<br>Before 1995 | 1995 - 1999 | 2000 - 2004 | 2005 - 2011 |
|-----------|-----------------------|---------------------------------|-----------------------------|-------------|-------------|-------------|
| (1)       | (2)                   | (3)                             | (4)                         | (5)         | (6)         | (7)         |
| 1         | Aceh                  | 2                               | -                           | 2           | 4           | 8           |
| 2         | Sumatera Utara        | 16                              | 4                           | -           | 16          | 31          |
| 3         | Sumatera Barat        | 14                              | 5                           | 2           | 3           | 9           |
| 4         | Riau                  | 4                               | 2                           | -           | 7           | 16          |
| 5         | Jambi                 | 8                               | -                           | -           | 4           | 4           |
| 6         | Sumatera Selatan      | 7                               | -                           | -           | 3           | 39          |
| 7         | Bengkulu              | 9                               | 1                           | -           | 2           | 5           |
| 8         | Lampung               | 5                               | 2                           | 5           | 7           | 7           |
| 9         | Bangka Belitung       | -                               | -                           | 1           | 2           | 5           |
| 10        | Kepulauan Riau        | 18                              | 2                           | 1           | 2           | 6           |
| 11        | DKI Jakarta           | 16                              | 41                          | 41          | 24          | -           |
| 12        | Jawa Barat            | 74                              | 30                          | -           | -           | 15          |
| 13        | Jawa Tengah           | ...                             | ...                         | ...         | ...         | ...         |
| 14        | D.I Yogyakarta        | 7                               | 5                           | 6           | 5           | 11          |
| 15        | Jawa Timur            | 40                              | 20                          | -           | 8           | 31          |
| 16        | Banten                | 27                              | 7                           | 3           | 3           | 11          |
| 17        | Bali                  | 13                              | -                           | -           | 2           | 5           |
| 18        | Nusa Tenggara Barat   | 14                              | -                           | -           | 1           | 7           |
| 19        | Nusa Tenggara Timur   | 2                               | 3                           | 1           | 4           | 2           |
| 20        | Kalimantan Barat      | ...                             | ...                         | ...         | ...         | ...         |
| 21        | Kalimantan Tengah     | 5                               | -                           | 1           | 1           | 1           |
| 22        | Kalimantan Selatan    | 6                               | 2                           | 3           | 2           | 8           |
| 23        | Kalimantan Timur      | 4                               | -                           | -           | -           | 37          |
| 24        | Sulawesi Utara        | 7                               | -                           | 1           | 6           | 6           |
| 25        | Sulawesi Tengah       | 2                               | 4                           | 1           | 1           | 5           |
| 26        | Sulawesi Selatan      | 18                              | 1                           | 1           | 3           | 18          |
| 27        | Sulawesi Tenggara     | 11                              | -                           | 1           | 2           | 8           |
| 28        | Gorontalo             | 3                               | -                           | 1           | 2           | 4           |
| 29        | Sulawesi Barat        | 11                              | -                           | -           | -           | 6           |
| 30        | Maluku                | 9                               | 1                           | -           | 1           | 6           |
| 31        | Maluku Utara          | 6                               | -                           | -           | 2           | 15          |
| 32        | Papua Barat           | -                               | 1                           | 1           | 1           | 5           |
| 33        | Papua                 | 3                               | 1                           | -           | 2           | 10          |
| INDONESIA |                       | 361                             | 132                         | 72          | 120         | 341         |

**Tabel 8** Banyaknya Perusahaan Menurut Provinsi dan Rata-Rata Kapasitas Generator yang Digunakan  
**Table** *Number of Company by Province and Average of Generator Capacity Used*

| No. | Provinsi/<br>Province | Tidak<br>Menggunakan<br>Not Use | <500 kW | 500 – <1000 kW | 1000 – <1500 kW | > 1500 kW |
|-----|-----------------------|---------------------------------|---------|----------------|-----------------|-----------|
| (1) | (2)                   | (3)                             | (4)     | (5)            | (6)             | (7)       |
| 1   | Aceh                  | 37                              | 75      | 12             | 5               | -         |
| 2   | Sumatera Utara        | 120                             | 328     | 47             | 45              | 8         |
| 3   | Sumatera Barat        | 34                              | 66      | 12             | -               | -         |
| 4   | Riau                  | 17                              | 109     | 44             | 24              | 4         |
| 5   | Jambi                 | 15                              | 68      | 12             | 5               | -         |
| 6   | Sumatera Selatan      | 21                              | 164     | 15             | -               | 2         |
| 7   | Bengkulu              | 17                              | 34      | 8              | 1               | -         |
| 8   | Lampung               | 13                              | 54      | 13             | 4               | 1         |
| 9   | Bangka Belitung       | 2                               | 30      | 3              | 4               | -         |
| 10  | Kepulauan Riau        | 28                              | 25      | 1              | -               | -         |
| 11  | DKI Jakarta           | 87                              | 91      | 29             | -               | 4         |
| 12  | Jawa Barat            | 277                             | 257     | 14             | 3               | -         |
| 13  | Jawa Tengah           | 83                              | 102     | 6              | 1               | -         |
| 14  | D.I Yogyakarta        | 17                              | 38      | 3              | 4               | -         |
| 15  | Jawa Timur            | 137                             | 179     | 3              | 2               | -         |
| 16  | Banten                | 42                              | 84      | 4              | 5               | 3         |
| 17  | Bali                  | 44                              | 44      | 8              | -               | -         |
| 18  | Nusa Tenggara Barat   | 20                              | 27      | -              | -               | -         |
| 19  | Nusa Tenggara Timur   | 5                               | 18      | -              | -               | -         |
| 20  | Kalimantan Barat      | 27                              | 81      | 8              | -               | -         |
| 21  | Kalimantan Tengah     | 65                              | 117     | 30             | 15              | -         |
| 22  | Kalimantan Selatan    | 8                               | 101     | 8              | 2               | -         |
| 23  | Kalimantan Timur      | 49                              | 168     | 25             | 10              | -         |
| 24  | Sulawesi Utara        | 20                              | 38      | 3              | 4               | -         |
| 25  | Sulawesi Tengah       | 10                              | 40      | -              | 2               | -         |
| 26  | Sulawesi Selatan      | 37                              | 54      | 2              | -               | -         |
| 27  | Sulawesi Tenggara     | 11                              | 24      | -              | -               | -         |
| 28  | Gorontalo             | 16                              | 18      | -              | -               | -         |
| 29  | Sulawesi Barat        | 12                              | 16      | 1              | 1               | -         |
| 30  | Maluku                | 13                              | 29      | -              | -               | -         |
| 31  | Maluku Utara          | 8                               | 31      | -              | -               | 1         |
| 32  | Papua Barat           | 11                              | 22      | 2              | -               | 2         |
| 33  | Papua                 | 18                              | 29      | 3              | -               | -         |
|     | INDONESIA             | 1.321                           | 2.561   | 316            | 137             | 25        |

Tabel 8.1 Banyaknya Usaha Sektor Pertanian Menurut Provinsi dan Rata-Rata Kapasitas Generator yang Digunakan  
 Table Number of Agriculturals by Province and Average of Generator Capacity Used

| No.       | Provinsi/<br>Province | Tidak<br>Menggunakan<br>Not Use | < 500 kW | 500 – <1000 kW | 1000 – <1500 kW | > 1500 kW |
|-----------|-----------------------|---------------------------------|----------|----------------|-----------------|-----------|
| (1)       | (2)                   | (3)                             | (4)      | (5)            | (6)             | (7)       |
| 1         | Aceh                  | 34                              | 57       | 10             | 5               | -         |
| 2         | Sumatera Utara        | 104                             | 251      | 47             | 36              | 8         |
| 3         | Sumatera Barat        | 16                              | 41       | 8              | -               | -         |
| 4         | Riau                  | 12                              | 72       | 44             | 24              | 4         |
| 5         | Jambi                 | 6                               | 50       | 12             | 5               | -         |
| 6         | Sumatera Selatan      | 6                               | 112      | 12             | -               | 2         |
| 7         | Bengkulu              | 8                               | 27       | 7              | 1               | -         |
| 8         | Lampung               | 7                               | 25       | 11             | 4               | 1         |
| 9         | Bangka Belitung       | 1                               | 18       | 2              | 4               | -         |
| 10        | Kepulauan Riau        | 4                               | 9        | -              | -               | -         |
| 11        | DKI Jakarta           | 71                              | 14       | -              | -               | 4         |
| 12        | Jawa Barat            | 168                             | 143      | 14             | 3               | -         |
| 13        | Jawa Tengah           | 69                              | 72       | 6              | 1               | -         |
| 14        | D.I Yogyakarta        | 7                               | 8        | 1              | -               | -         |
| 15        | Jawa Timur            | 83                              | 82       | 3              | 2               | -         |
| 16        | Banten                | 15                              | 43       | 3              | 2               | -         |
| 17        | Bali                  | 23                              | 31       | 3              | -               | -         |
| 18        | Nusa Tenggara Barat   | 2                               | 16       | -              | -               | -         |
| 19        | Nusa Tenggara Timur   | 3                               | 4        | -              | -               | -         |
| 20        | Kalimantan Barat      | 23                              | 74       | 8              | -               | -         |
| 21        | Kalimantan Tengah     | 60                              | 105      | 30             | 15              | -         |
| 22        | Kalimantan Selatan    | 2                               | 78       | 5              | 2               | -         |
| 23        | Kalimantan Timur      | 45                              | 131      | 25             | 10              | -         |
| 24        | Sulawesi Utara        | 11                              | 25       | 2              | 4               | -         |
| 25        | Sulawesi Tengah       | 8                               | 25       | -              | 2               | -         |
| 26        | Sulawesi Selatan      | 12                              | 21       | 1              | -               | -         |
| 27        | Sulawesi Tenggara     | -                               | 13       | -              | -               | -         |
| 28        | Gorontalo             | 11                              | 10       | -              | -               | -         |
| 29        | Sulawesi Barat        | 1                               | 9        | 1              | 1               | -         |
| 30        | Maluku                | 4                               | 20       | -              | -               | -         |
| 31        | Maluku Utara          | 2                               | 14       | -              | -               | -         |
| 32        | Papua Barat           | 11                              | 14       | 2              | -               | 2         |
| 33        | Papua                 | 15                              | 19       | -              | -               | -         |
| INDONESIA |                       | 844                             | 1.633    | 257            | 121             | 21        |

Tabel 8.2 Banyaknya Usaha Pengolahan Sampah Menurut Provinsi dan Rata-Rata Kapasitas Generator yang Digunakan  
 Table 8.2 Number of Waste Processing Plants by Province and Average of Generator Capacity Used

| No.       | Provinsi/<br>Province | Tidak<br>Menggunakan<br>Not Use | < 500 kW | 500 – <1000 kW | 1000 – <1500 kW | > 1500 kW |
|-----------|-----------------------|---------------------------------|----------|----------------|-----------------|-----------|
| (1)       | (2)                   | (3)                             | (4)      | (5)            | (6)             | (7)       |
| 1         | Aceh                  | ...                             | ...      | ...            | ...             | ...       |
| 2         | Sumatera Utara        | ...                             | ...      | ...            | ...             | ...       |
| 3         | Sumatera Barat        | ...                             | ...      | ...            | ...             | ...       |
| 4         | Riau                  | 1                               | -        | -              | -               | -         |
| 5         | Jambi                 | ...                             | ...      | ...            | ...             | ...       |
| 6         | Sumatera Selatan      | ...                             | ...      | ...            | ...             | ...       |
| 7         | Bengkulu              | ...                             | ...      | ...            | ...             | ...       |
| 8         | Lampung               | ...                             | ...      | ...            | ...             | ...       |
| 9         | Bangka Belitung       | 1                               | 5        | -              | -               | -         |
| 10        | Kepulauan Riau        | ...                             | ...      | ...            | ...             | ...       |
| 11        | DKI Jakarta           | ...                             | ...      | ...            | ...             | ...       |
| 12        | Jawa Barat            | 2                               | 2        | -              | -               | -         |
| 13        | Jawa Tengah           | 4                               | 8        | -              | -               | -         |
| 14        | D.I Yogyakarta        | -                               | 2        | -              | -               | -         |
| 15        | Jawa Timur            | ...                             | ...      | ...            | ...             | ...       |
| 16        | Banten                | -                               | 2        | -              | -               | -         |
| 17        | Bali                  | 3                               | 1        | -              | -               | -         |
| 18        | Nusa Tenggara Barat   | 1                               | -        | -              | -               | -         |
| 19        | Nusa Tenggara Timur   | ...                             | ...      | ...            | ...             | ...       |
| 20        | Kalimantan Barat      | 2                               | 1        | -              | -               | -         |
| 21        | Kalimantan Tengah     | ...                             | ...      | ...            | ...             | ...       |
| 22        | Kalimantan Selatan    | -                               | 2        | -              | -               | -         |
| 23        | Kalimantan Timur      | ...                             | ...      | ...            | ...             | ...       |
| 24        | Sulawesi Utara        | 2                               | 1        | -              | -               | -         |
| 25        | Sulawesi Tengah       | ...                             | ...      | ...            | ...             | ...       |
| 26        | Sulawesi Selatan      | 1                               | -        | -              | -               | -         |
| 27        | Sulawesi Tenggara     | ...                             | ...      | ...            | ...             | ...       |
| 28        | Gorontalo             | 2                               | 1        | -              | -               | -         |
| 29        | Sulawesi Barat        | -                               | 1        | -              | -               | -         |
| 30        | Maluku                | -                               | 1        | -              | -               | -         |
| 31        | Maluku Utara          | -                               | 1        | -              | -               | -         |
| 32        | Papua Barat           | ...                             | ...      | ...            | ...             | ...       |
| 33        | Papua                 | ...                             | ...      | ...            | ...             | ...       |
| INDONESIA |                       | 19                              | 28       | -              | -               | -         |

Tabel 8.3 Banyaknya Taman Hiburan Menurut Provinsi dan Rata-Rata Kapasitas Generator yang Digunakan  
 Table 8.3 Number of Theme Parks by Province and Average of Generator Capacity Used

| No. | Provinsi/<br>Province | Tidak<br>Menggunakan<br>Not Use | < 500 kW | 500 – <1000 kW | 1000 – <1500 kW | > 1500 kW |
|-----|-----------------------|---------------------------------|----------|----------------|-----------------|-----------|
| (1) | (2)                   | (3)                             | (4)      | (5)            | (6)             | (7)       |
| 1   | Aceh                  | 1                               | 6        | -              | -               | -         |
| 2   | Sumatera Utara        | -                               | 26       | -              | 9               | -         |
| 3   | Sumatera Barat        | 4                               | 6        | 4              | -               | -         |
| 4   | Riau                  | -                               | 12       | -              | -               | -         |
| 5   | Jambi                 | 1                               | 10       | -              | -               | -         |
| 6   | Sumatera Selatan      | 8                               | 13       | -              | -               | -         |
| 7   | Bengkulu              | ...                             | ...      | ...            | ...             | ...       |
| 8   | Lampung               | 1                               | 10       | -              | -               | -         |
| 9   | Bangka Belitung       | ...                             | ...      | ...            | ...             | ...       |
| 10  | Kepulauan Riau        | 6                               | 6        | -              | -               | -         |
| 11  | DKI Jakarta           | ...                             | ...      | ...            | ...             | ...       |
| 12  | Jawa Barat            | 33                              | 67       | -              | -               | -         |
| 13  | Jawa Tengah           | 10                              | 22       | -              | -               | -         |
| 14  | D.I Yogyakarta        | 3                               | 6        | 1              | -               | -         |
| 15  | Jawa Timur            | 14                              | 38       | -              | -               | -         |
| 16  | Banten                | -                               | 19       | -              | 3               | -         |
| 17  | Bali                  | 5                               | 9        | 1              | -               | -         |
| 18  | Nusa Tenggara Barat   | 3                               | 3        | -              | -               | -         |
| 19  | Nusa Tenggara Timur   | -                               | 4        | -              | -               | -         |
| 20  | Kalimantan Barat      | 2                               | 6        | -              | -               | -         |
| 21  | Kalimantan Tengah     | -                               | 9        | -              | -               | -         |
| 22  | Kalimantan Selatan    | -                               | 6        | 3              | -               | -         |
| 23  | Kalimantan Timur      | ...                             | ...      | ...            | ...             | ...       |
| 24  | Sulawesi Utara        | ...                             | ...      | ...            | ...             | ...       |
| 25  | Sulawesi Tengah       | -                               | 4        | -              | -               | -         |
| 26  | Sulawesi Selatan      | 6                               | 11       | -              | -               | -         |
| 27  | Sulawesi Tenggara     | ...                             | ...      | ...            | ...             | ...       |
| 28  | Gorontalo             | ...                             | ...      | ...            | ...             | ...       |
| 29  | Sulawesi Barat        | ...                             | ...      | ...            | ...             | ...       |
| 30  | Maluku                | ...                             | ...      | ...            | ...             | ...       |
| 31  | Maluku Utara          | ...                             | ...      | ...            | ...             | ...       |
| 32  | Papua Barat           | ...                             | ...      | ...            | ...             | ...       |
| 33  | Papua                 | ...                             | ...      | ...            | ...             | ...       |
|     | INDONESIA             | 97                              | 293      | 9              | 12              | -         |

Tabel 8.4 Banyaknya Usaha Penyewaan Gedung Pertemuan/Pesta Menurut Provinsi dan Rata-Rata Kapasitas Generator yang Digunakan  
 Table 8.4 Number of Rental Buildings by Province and Average of Generator Capacity Used

| No. | Provinsi/<br>Province | Tidak<br>Menggunakan<br>Not Use | < 500 kW | 500 – <1000 kW | 1000 – <1500 kW | > 1500 kW |
|-----|-----------------------|---------------------------------|----------|----------------|-----------------|-----------|
| (1) | (2)                   | (3)                             | (4)      | (5)            | (6)             | (7)       |
| 1   | Aceh                  | 2                               | 12       | 2              | -               | -         |
| 2   | Sumatera Utara        | 16                              | 51       | -              | -               | -         |
| 3   | Sumatera Barat        | 14                              | 19       | -              | -               | -         |
| 4   | Riau                  | 4                               | 25       | -              | -               | -         |
| 5   | Jambi                 | 8                               | 8        | -              | -               | -         |
| 6   | Sumatera Selatan      | 7                               | 39       | 3              | -               | -         |
| 7   | Bengkulu              | 9                               | 7        | 1              | -               | -         |
| 8   | Lampung               | 5                               | 19       | 2              | -               | -         |
| 9   | Bangka Belitung       | -                               | 7        | 1              | -               | -         |
| 10  | Kepulauan Riau        | 18                              | 10       | 1              | -               | -         |
| 11  | DKI Jakarta           | 16                              | 77       | 29             | -               | -         |
| 12  | Jawa Barat            | 74                              | 45       | -              | -               | -         |
| 13  | Jawa Tengah           | ...                             | ...      | ...            | ...             | ...       |
| 14  | D.I Yogyakarta        | 7                               | 22       | 1              | 4               | -         |
| 15  | Jawa Timur            | 40                              | 59       | -              | -               | -         |
| 16  | Banten                | 27                              | 20       | 1              | -               | 3         |
| 17  | Bali                  | 13                              | 3        | 4              | -               | -         |
| 18  | Nusa Tenggara Barat   | 14                              | 8        | -              | -               | -         |
| 19  | Nusa Tenggara Timur   | 2                               | 10       | -              | -               | -         |
| 20  | Kalimantan Barat      | ...                             | ...      | ...            | ...             | ...       |
| 21  | Kalimantan Tengah     | 5                               | 3        | -              | -               | -         |
| 22  | Kalimantan Selatan    | 6                               | 15       | -              | -               | -         |
| 23  | Kalimantan Timur      | 4                               | 37       | -              | -               | -         |
| 24  | Sulawesi Utara        | 7                               | 12       | 1              | -               | -         |
| 25  | Sulawesi Tengah       | 2                               | 11       | -              | -               | -         |
| 26  | Sulawesi Selatan      | 18                              | 22       | 1              | -               | -         |
| 27  | Sulawesi Tenggara     | 11                              | 11       | -              | -               | -         |
| 28  | Gorontalo             | 3                               | 7        | -              | -               | -         |
| 29  | Sulawesi Barat        | 11                              | 6        | -              | -               | -         |
| 30  | Maluku                | 9                               | 8        | -              | -               | -         |
| 31  | Maluku Utara          | 6                               | 16       | -              | -               | 1         |
| 32  | Papua Barat           | -                               | 8        | -              | -               | -         |
| 33  | Papua                 | 3                               | 10       | 3              | -               | -         |
|     | INDONESIA             | 361                             | 607      | 50             | 4               | 4         |

Tabel 9 Volume Pemakaian Minyak Solar dan Bensin Selama Setahun  
 Table 9 Volume of Automotive Diesel Oil (HSD) and Gasoline Consumed in Year by Province

(liter/litre)

| No.       | Provinsi/<br>Province | Minyak Solar/<br>Automotive Diesel Oil (HSD) | Bensin/Gasoline |
|-----------|-----------------------|--|-----------------|
| (1)       | (2)                   | (3)  | (4)             |
| 1         | Aceh                  | 2.103.410,96                                 | 3.187,96        |
| 2         | Sumatera Utara        | 7.796.667,80                                 | 512.812,86      |
| 3         | Sumatera Barat        | 1.265.121,70                                 | 147.013,46      |
| 4         | Riau                  | 6.275.837,83                                 | 1.539,23        |
| 5         | Jambi                 | 1.737.978,13                                 | 720,00          |
| 6         | Sumatera Selatan      | 4.016.814,73                                 | 111.551,14      |
| 7         | Bengkulu              | 1.811.215,58                                 | 3.299,00        |
| 8         | Lampung               | 1.220.340,22                                 | 7.178,56        |
| 9         | Bangka Belitung       | 886.097,41                                   | 612,00          |
| 10        | Kepulauan Riau        | 31.328,81                                    | -               |
| 11        | DKI Jakarta           | 579.691,01                                   | -               |
| 12        | Jawa Barat            | 1.152.165,79                                 | 7.082,52        |
| 13        | Jawa Tengah           | 735.066,30                                   | 6.352,90        |
| 14        | D.I Yogyakarta        | 138.778,65                                   | 4.274,00        |
| 15        | Jawa Timur            | 886.231,37                                   | 35.647,42       |
| 16        | Banten                | 337.798,42                                   | 13.597,89       |
| 17        | Bali                  | 173.150,56                                   | -               |
| 18        | Nusa Tenggara Barat   | 484.450,85                                   | 22.852,00       |
| 19        | Nusa Tenggara Timur   | 36.589,00                                    | 950,00          |
| 20        | Kalimantan Barat      | 2.279.252,82                                 | 1.800,00        |
| 21        | Kalimantan Tengah     | 7.546.985,03                                 | 1.484,00        |
| 22        | Kalimantan Selatan    | 3.759.565,15                                 | 5.365,67        |
| 23        | Kalimantan Timur      | 3.748.981,42                                 | 37.256,62       |
| 24        | Sulawesi Utara        | 37.501,44                                    | 5.532,22        |
| 25        | Sulawesi Tengah       | 736.371,56                                   | 897,33          |
| 26        | Sulawesi Selatan      | 218.158,53                                   | 5.238,33        |
| 27        | Sulawesi Tenggara     | 180.372,00                                   | 383,00          |
| 28        | Gorontalo             | 2.166,00                                     | 3.908,00        |
| 29        | Sulawesi Barat        | 365.659,89                                   | 2.762,36        |
| 30        | Maluku                | 52.167,33                                    | 1.644,67        |
| 31        | Maluku Utara          | 102.926,00                                   | 2.099,57        |
| 32        | Papua Barat           | 370.025,05                                   | 16.056,25       |
| 33        | Papua                 | 805.387,00                                   | 1.860,00        |
| INDONESIA |                       | 51.874.254,37                                | 964.958,97      |



Tabel 9.1 Volume Pemakaian Minyak Solar dan Bensin Selama Setahun oleh Usaha Sektor Pertanian Menurut Provinsi  
 Table Volume of Automotive Diesel Oil (HSD) and Gasoline Consumed by Agriculturals in Year by Province

| (liter/litre) |                       |  |                 |
|---------------|-----------------------|--|-----------------|
| No.           | Provinsi/<br>Province | Minyak Solar/<br>Automotive Diesel Oil (HSD) | Bensin/Gasoline |
| (1)           | (2)                   | (3)  | (4)             |
| 1             | Aceh                  | 2.096.846,56                                 | 578,18          |
| 2             | Sumatera Utara        | 7.144.189,23                                 | 499.755,74      |
| 3             | Sumatera Barat        | 1.193.933,98                                 | 145.489,17      |
| 4             | Riau                  | 6.192.917,83                                 | -               |
| 5             | Jambi                 | 1.729.998,13                                 | -               |
| 6             | Sumatera Selatan      | 3.874.004,37                                 | 88.958,88       |
| 7             | Bengkulu              | 1.805.585,58                                 | -               |
| 8             | Lampung               | 1.061.347,96                                 | 3.521,83        |
| 9             | Bangka Belitung       | 865.853,01                                   | -               |
| 10            | Kepulauan Riau        | 15.920,67                                    | -               |
| 11            | DKI Jakarta           | 30.580,40                                    | -               |
| 12            | Jawa Barat            | 1.069.054,48                                 | 4.154,67        |
| 13            | Jawa Tengah           | 671.103,84                                   | 5.592,90        |
| 14            | D.I Yogyakarta        | 45.663,00                                    | 408,00          |
| 15            | Jawa Timur            | 754.119,75                                   | 3.659,55        |
| 16            | Banten                | 226.358,92                                   | 397,89          |
| 17            | Bali                  | 133.700,00                                   | -               |
| 18            | Nusa Tenggara Barat   | 323.348,00                                   | 22.060,00       |
| 19            | Nusa Tenggara Timur   | 11.520,00                                    | -               |
| 20            | Kalimantan Barat      | 2.272.592,82                                 | 1.800,00        |
| 21            | Kalimantan Tengah     | 7.531.295,03                                 | -               |
| 22            | Kalimantan Selatan    | 3.596.638,38                                 | 2.975,06        |
| 23            | Kalimantan Timur      | 3.726.431,42                                 | 31.147,62       |
| 24            | Sulawesi Utara        | 26.217,00                                    | 4.590,00        |
| 25            | Sulawesi Tengah       | 716.030,45                                   | 233,33          |
| 26            | Sulawesi Selatan      | 146.610,20                                   | 468,00          |
| 27            | Sulawesi Tenggara     | 173.547,00                                   | -               |
| 28            | Gorontalo             | 916,00                                       | 3.384,00        |
| 29            | Sulawesi Barat        | 364.899,89                                   | 2.176,36        |
| 30            | Maluku                | 48.317,33                                    | 1.266,67        |
| 31            | Maluku Utara          | 12.480,00                                    | 548,57          |
| 32            | Papua Barat           | 355.115,05                                   | 15.696,25       |
| 33            | Papua                 | 789.072,00                                   | -               |
| INDONESIA     |                       | 49.006.208,30                                | 838.862,67      |

Tabel 9.2 Volume Pemakaian Minyak Solar dan Bensin Selama Setahun oleh Usaha Pengolahan Sampah Menurut Provinsi  
 Table 9.2 Volume of Automotive Diesel Oil (HSD) and Gasoline Consumed by Waste Processing Plants in Year by Province

(liter/litre )

| No.       | Provinsi/<br>Province | Minyak Solar/<br>Automotive Diesel Oil (HSD) | Bensin/Gasoline |
|-----------|-----------------------|--|-----------------|
| (1)       | (2)                   | (3)  | (4)             |
| 1         | Aceh                  | ...  | ...             |
| 2         | Sumatera Utara        | ...  | ...             |
| 3         | Sumatera Barat        | ...  | ...             |
| 4         | Riau                  | ...  | ...             |
| 5         | Jambi                 | ...  | ...             |
| 6         | Sumatera Selatan      | ...  | ...             |
| 7         | Bengkulu              | ...  | ...             |
| 8         | Lampung               | ...  | ...             |
| 9         | Bangka Belitung       | 9.180,00                                     | 492,00          |
| 10        | Kepulauan Riau        | ...  | ...             |
| 11        | DKI Jakarta           | ...  | ...             |
| 12        | Jawa Barat            | 32.240,00                                    | -               |
| 13        | Jawa Tengah           | 25.525,00                                    | 640,00          |
| 14        | D.I Yogyakarta        | 5.975,00                                     | -               |
| 15        | Jawa Timur            | ...  | ...             |
| 16        | Banten                | 1.926,00                                     | -               |
| 17        | Bali                  | 4.015,00                                     | -               |
| 18        | Nusa Tenggara Barat   | ...  | ...             |
| 19        | Nusa Tenggara Timur   | ...  | ...             |
| 20        | Kalimantan Barat      | 1.500,00                                     | -               |
| 21        | Kalimantan Tengah     | ...  | ...             |
| 22        | Kalimantan Selatan    | 600,00                                       | 100,00          |
| 23        | Kalimantan Timur      | ...  | ...             |
| 24        | Sulawesi Utara        | -  | 240,00          |
| 25        | Sulawesi Tengah       | ...  | ...             |
| 26        | Sulawesi Selatan      | ...  | ...             |
| 27        | Sulawesi Tenggara     | ...  | ...             |
| 28        | Gorontalo             | -  | 104,00          |
| 29        | Sulawesi Barat        | -  | 120,00          |
| 30        | Maluku                | 700,00                                       | -               |
| 31        | Maluku Utara          | 800,00                                       | -               |
| 32        | Papua Barat           | ...  | ...             |
| 33        | Papua                 | ...  | ...             |
| INDONESIA |                       | 82.461,00                                    | 1.696,00        |

Tabel 9.3 Volume Pemakaian Minyak Solar dan Bensin Selama Setahun oleh Taman Hiburan Menurut Provinsi  
 Table Volume of Automotive Diesel Oil (HSD) and Gasoline Consumed by Theme Parks in Year by Province

| (liter/litre) |                       |  |                 |
|---------------|-----------------------|--|-----------------|
| No.           | Provinsi/<br>Province | Minyak Solar/<br>Automotive Diesel Oil (HSD) | Bensin/Gasoline |
| (1)           | (2)                   | (3)  | (4)             |
| 1             | Aceh                  | 4.964,40                                     | -               |
| 2             | Sumatera Utara        | 391.907,69                                   | -               |
| 3             | Sumatera Barat        | 56.322,00                                    | -               |
| 4             | Riau                  | 40.000,00                                    | -               |
| 5             | Jambi                 | 4.860,00                                     | 720,00          |
| 6             | Sumatera Selatan      | 52.080,00                                    | 14.700,00       |
| 7             | Bengkulu              | ...  | ...             |
| 8             | Lampung               | 13.600,00                                    | 2.664,00        |
| 9             | Bangka Belitung       | ...  | ...             |
| 10            | Kepulauan Riau        | 1.080,00                                     | -               |
| 11            | DKI Jakarta           | ...  | ...             |
| 12            | Jawa Barat            | 44.623,81                                    | 1.142,86        |
| 13            | Jawa Tengah           | 38.437,46                                    | 120,00          |
| 14            | D.I Yogyakarta        | 8.747,00                                     | 120,00          |
| 15            | Jawa Timur            | 37.408,22                                    | 30.324,67       |
| 16            | Banten                | 28.814,50                                    | 13.200,00       |
| 17            | Bali                  | 34.880,00                                    | -               |
| 18            | Nusa Tenggara Barat   | 133.650,00                                   | -               |
| 19            | Nusa Tenggara Timur   | 10.132,00                                    | -               |
| 20            | Kalimantan Barat      | 5.160,00                                     | -               |
| 21            | Kalimantan Tengah     | 11.250,00                                    | 1.376,00        |
| 22            | Kalimantan Selatan    | 156.996,00                                   | -               |
| 23            | Kalimantan Timur      | ...  | ...             |
| 24            | Sulawesi Utara        | ...  | ...             |
| 25            | Sulawesi Tengah       | 7.200,00                                     | 384,00          |
| 26            | Sulawesi Selatan      | 54.428,33                                    | 232,33          |
| 27            | Sulawesi Tenggara     | ...  | ...             |
| 28            | Gorontalo             | ...  | ...             |
| 29            | Sulawesi Barat        | ...  | ...             |
| 30            | Maluku                | ...  | ...             |
| 31            | Maluku Utara          | ...  | ...             |
| 32            | Papua Barat           | ...  | ...             |
| 33            | Papua                 | ...  | ...             |
| INDONESIA     |                       | 1.136.541,41                                 | 64.983,86       |

Tabel 9.4 Volume Pemakaian Minyak Solar dan Bensin Selama Setahun oleh Usaha Penyewaan Gedung Pertemuan/Pesta Menurut Provinsi  
 Table 9.4 Volume of Automotive Diesel Oil (HSD) and Gasoline Consumed by Rental Buildings in Year by Province

| (liter/litre) |                       |  |                 |
|---------------|-----------------------|--|-----------------|
| No.           | Provinsi/<br>Province | Minyak Solar/<br>Automotive Diesel Oil (HSD) | Bensin/Gasoline |
| (1)           | (2)                   | (3)  | (4)             |
| 1             | Aceh                  | 1.600,00                                     | 2.609,78        |
| 2             | Sumatera Utara        | 260.570,88                                   | 13.057,12       |
| 3             | Sumatera Barat        | 14.865,71                                    | 1.524,29        |
| 4             | Riau                  | 42.920,00                                    | 1.539,23        |
| 5             | Jambi                 | 3.120,00                                     | -               |
| 6             | Sumatera Selatan      | 90.730,36                                    | 7.892,27        |
| 7             | Bengkulu              | 5.630,00                                     | 3.299,00        |
| 8             | Lampung               | 145.392,26                                   | 992,73          |
| 9             | Bangka Belitung       | 11.064,40                                    | 120,00          |
| 10            | Kepulauan Riau        | 14.328,15                                    | -               |
| 11            | DKI Jakarta           | 549.110,61                                   | -               |
| 12            | Jawa Barat            | 6.247,50                                     | 1.785,00        |
| 13            | Jawa Tengah           | ...  | ...             |
| 14            | D.I Yogyakarta        | 78.393,65                                    | 3.746,00        |
| 15            | Jawa Timur            | 94.703,40                                    | 1.663,20        |
| 16            | Banten                | 80.699,00                                    | -               |
| 17            | Bali                  | 555,56                                       | -               |
| 18            | Nusa Tenggara Barat   | 27.452,85                                    | 792,00          |
| 19            | Nusa Tenggara Timur   | 14.937,00                                    | 950,00          |
| 20            | Kalimantan Barat      | ...  | ...             |
| 21            | Kalimantan Tengah     | 4.440,00                                     | 108,00          |
| 22            | Kalimantan Selatan    | 5.330,77                                     | 2.290,62        |
| 23            | Kalimantan Timur      | 22.550,00                                    | 6.109,00        |
| 24            | Sulawesi Utara        | 11.284,44                                    | 702,22          |
| 25            | Sulawesi Tengah       | 13.141,11                                    | 280,00          |
| 26            | Sulawesi Selatan      | 17.120,00                                    | 4.538,00        |
| 27            | Sulawesi Tenggara     | 6.825,00                                     | 383,00          |
| 28            | Gorontalo             | 1.250,00                                     | 420,00          |
| 29            | Sulawesi Barat        | 760,00                                       | 466,00          |
| 30            | Maluku                | 3.150,00                                     | 378,00          |
| 31            | Maluku Utara          | 89.646,00                                    | 1.551,00        |
| 32            | Papua Barat           | 14.910,00                                    | 360,00          |
| 33            | Papua                 | 16.315,00                                    | 1.860,00        |
| INDONESIA     |                       | 1.649.043,65                                 | 59.416,44       |

Tabel 10 Listrik yang Dibangkitkan Menurut Provinsi dan Kegiatan Usaha Selama Setahun  
 Table Electricity Production by Province and Kind of Activity in Year

(Mega Watt Hour)

| No. | Provinsi/<br>Province | Pertanian/<br>Agriculturals | Pengolahan Sampah/<br>Waste Processing<br>Plants | Taman Hiburan/<br>Theme Parks | Penyewaan Gedung<br>Pertemuan/Pesta<br>Rental Buildings |
|-----|-----------------------|-----------------------------|--|-------------------------------|---|
| (1) | (2)                   | (3)                         | (4)  | (5)                           | (6)   |
| 1   | Aceh                  | 5.590,54                    | ...  | 13,34                         | 12,45   |
| 2   | Sumatera Utara        | 20.988,67                   | ...  | 992,02                        | 801,03  |
| 3   | Sumatera Barat        | 3.859,00                    | ...  | 168,09                        | 49,17   |
| 4   | Riau                  | 18.135,27                   | ...  | 100,00                        | 112,29  |
| 5   | Jambi                 | 5.046,40                    | ...  | 15,75                         | 9,36  |
| 6   | Sumatera Selatan      | 11.031,12                   | ...  | 171,99                        | 265,75  |
| 7   | Bengkulu              | 5.403,98                    | ...  | ...                           | 26,82   |
| 8   | Lampung               | 3.093,69                    | ...  | 43,94                         | 404,38  |
| 9   | Bangka Belitung       | 2.348,31                    | 30,80  | ...                           | 30,75   |
| 10  | Kepulauan Riau        | 47,50                       | ...  | 2,70                          | 36,09   |
| 11  | DKI Jakarta           | 76,88                       | ...  | ...                           | 1.709,09  |
| 12  | Jawa Barat            | 3.151,88                    | 143,16   | 140,78                        | 23,21   |
| 13  | Jawa Tengah           | 1.917,36                    | 77,49  | 113,77                        | ...   |
| 14  | D.I Yogyakarta        | 137,96                      | 17,34  | 27,04                         | 236,92  |
| 15  | Jawa Timur            | 2.168,02                    | ...  | 187,81                        | 242,40  |
| 16  | Banten                | 618,86                      | 5,13   | 117,57                        | 241,91  |
| 17  | Bali                  | 410,26                      | 12,05  | 119,15                        | 1,50  |
| 18  | Nusa Tenggara Barat   | 1.070,96                    | ...  | 400,95                        | 84,63   |
| 19  | Nusa Tenggara Timur   | 34,44                       | ...  | 30,40                         | 47,21   |
| 20  | Kalimantan Barat      | 6.077,05                    | 3,75   | 14,04                         | ...   |
| 21  | Kalimantan Tengah     | 22.006,93                   | ...  | 32,75                         | 13,64   |
| 22  | Kalimantan Selatan    | 10.428,86                   | 2,34   | 470,99                        | 22,31   |
| 23  | Kalimantan Timur      | 10.329,95                   | ...  | ...                           | 83,87   |
| 24  | Sulawesi Utara        | 90,68                       | 0,72   | ...                           | 35,33   |
| 25  | Sulawesi Tengah       | 2.150,02                    | ...  | 22,64                         | 39,65   |
| 26  | Sulawesi Selatan      | 411,00                      | ...  | 161,38                        | 63,25   |
| 27  | Sulawesi Tenggara     | 576,62                      | ...  | ...                           | 23,12   |
| 28  | Gorontalo             | 11,89                       | 0,26   | ...                           | 4,57  |
| 29  | Sulawesi Barat        | 1.151,49                    | 0,36   | ...                           | 3,49  |
| 30  | Maluku                | 139,92                      | 2,10   | ...                           | 9,13  |
| 31  | Maluku Utara          | 38,06                       | 2,00   | ...                           | 248,42  |
| 32  | Papua Barat           | 1.037,13                    | ...  | ...                           | 38,43   |
| 33  | Papua                 | 2.302,30                    | ...  | ...                           | 54,51   |
|     | INDONESIA             | 141.882,99                  | 297,49   | 3.347,09                      | 4.974,66  |

Tabel 11 Pengeluaran Pemakaian Bahan Bakar Untuk Pembangkitan Listrik Menurut Provinsi dan Jenis Kegiatan Usaha Selama Setahun  
 Table Expenditure of Fuel Consumed for Generate Electricity by Province and Kind of Activity in Year

(Juta Rupiah / Million Rupiahs)

| No.       | Provinsi/<br>Province | Pertanian/<br>Agriculturals | Pengolahan Sampah/<br>Waste Processing<br>Plants | Taman Hiburan/<br>Theme Parks | Penyewaan Gedung<br>Pertemuan/Pesta<br>Rental Buildings |
|-----------|-----------------------|-----------------------------|--|-------------------------------|---|
| (1)       | (2)                   | (3)                         | (4)  | (5)                           | (6)   |
| 1         | Aceh                  | 16.288,07                   | ...  | 22,34                         | 20,37   |
| 2         | Sumatera Utara        | 63.068,86                   | ...  | 2.100,35                      | 2.186,66  |
| 3         | Sumatera Barat        | 10.918,46                   | ...  | 253,45                        | 73,85   |
| 4         | Riau                  | 52.281,37                   | ...  | 197,28                        | 224,78  |
| 5         | Jambi                 | 15.077,25                   | ...  | 30,75                         | 15,12   |
| 6         | Sumatera Selatan      | 30.129,48                   | ...  | 566,66                        | 601,41  |
| 7         | Bengkulu              | 15.727,01                   | ...  | ...                           | 46,61   |
| 8         | Lampung               | 9.448,41                    | ...  | 89,40                         | 1.398,28  |
| 9         | Bangka Belitung       | 7.266,09                    | 61,85  | ...                           | 81,89   |
| 10        | Kepulauan Riau        | 127,16                      | ...  | 4,86                          | 102,98  |
| 11        | DKI Jakarta           | 272,02                      | ...  | ...                           | 4.132,24  |
| 12        | Jawa Barat            | 7.443,98                    | 333,72   | 215,24                        | 46,86   |
| 13        | Jawa Tengah           | 4.919,05                    | 118,06   | 215,51                        | ...   |
| 14        | D.I Yogyakarta        | 207,45                      | 30,47  | 40,08                         | 538,75  |
| 15        | Jawa Timur            | 5.778,53                    | ...  | 306,18                        | 434,54  |
| 16        | Banten                | 1.618,47                    | 10,62  | 245,50                        | 641,29  |
| 17        | Bali                  | 735,21                      | 18,07  | 296,64                        | 3,61  |
| 18        | Nusa Tenggara Barat   | 2.654,31                    | ...  | 1.309,77                      | 127,30  |
| 19        | Nusa Tenggara Timur   | 95,81                       | ...  | 45,59                         | 93,57   |
| 20        | Kalimantan Barat      | 21.148,87                   | 13,50  | 32,27                         | ...   |
| 21        | Kalimantan Tengah     | 70.343,74                   | ...  | 91,70                         | 21,35   |
| 22        | Kalimantan Selatan    | 34.171,12                   | 5,10   | 728,08                        | 42,59   |
| 23        | Kalimantan Timur      | 34.793,26                   | ...  | ...                           | 188,23  |
| 24        | Sulawesi Utara        | 202,66                      | 1,08   | ...                           | 104,39  |
| 25        | Sulawesi Tengah       | 5.783,33                    | ...  | 34,13                         | 60,39   |
| 26        | Sulawesi Selatan      | 982,38                      | ...  | 265,82                        | 166,17  |
| 27        | Sulawesi Tenggara     | 1.598,46                    | ...  | ...                           | 51,37   |
| 28        | Gorontalo             | 23,21                       | 0,62   | ...                           | 8,06  |
| 29        | Sulawesi Barat        | 3.303,18                    | 0,60   | ...                           | 6,25  |
| 30        | Maluku                | 280,79                      | 3,15   | ...                           | 16,88   |
| 31        | Maluku Utara          | 58,63                       | 4,80   | ...                           | 766,00  |
| 32        | Papua Barat           | 3.818,61                    | ...  | ...                           | 107,42  |
| 33        | Papua                 | 7.194,48                    | ...  | ...                           | 168,65  |
| INDONESIA |                       | 427.759,72                  | 601,65   | 7.091,59                      | 12.477,84   |



# DATA

MENCERDASKAN BANGSA

<http://www.bps.go.id>



**BADAN PUSAT STATISTIK**

Jl. dr. Sutomo No. 6-8 Jakarta 10710  
Telp. : (021) 3841195, 3842508, 3810291-4, Fax. : (021) 3857046  
Homepage : <http://www.bps.go.id> E-mail : [bpsHQ@bps.go.id](mailto:bpsHQ@bps.go.id)

