



Katalog BPS: 8202006

**BULETIN**  
**STATISTIK PERDAGANGAN LUAR NEGERI**  
*FOREIGN TRADE STATISTICAL BULLETIN*

**IMPOR / IMPORTS**

**Agustus**  
*August* **2012**





**BULETIN**

**STATISTIK PERDAGANGAN LUAR NEGERI**  
***FOREIGN TRADE STATISTICAL BULLETIN***

**IMPOR / IMPORTS**

**Agustus**  
***August*** **2012**



**Buletin**  
**STATISTIK PERDAGANGAN LUAR NEGERI**  
**FOREIGN TRADE STATISTICAL BULLETIN**  
**IMPOR/IMPORTS**

**Agustus/August 2012**

**No. Publikasi / Publication Number : 06120.1218**

**No. ISSN / ISSN : 0126-3668**

**Katalog BPS / BPS Catalogue : 8202006**

**Ukuran Buku / Book Size : 21 Cm x 28 Cm**

**Jumlah Halaman / Number of pages : 180+xix halaman/pages**

**Naskah / Manuscript :**

**Subdirektorat Statistik Impor**

*Subdirectorate of Import Statistics*

**Gambar Kulit / Cover Design :**

**Subdirektorat Publikasi dan Kompilasi Statistik**

*Subdirectorate of Statistical Publication and Compilation*

**Diterbitkan oleh / Published by :**

**Badan Pusat Statistik, Jakarta-Indonesia**

*BPS - Statistics Indonesia*

**Dicetak oleh / Printed by :**

**Boleh dikutip dengan menyebut sumbernya**

*May be cited with reference to the source*

## KATA PENGANTAR

Publikasi Statistik Impor Agustus 2012 merupakan kelanjutan dari publikasi sebelumnya yang diterbitkan secara bulanan oleh Badan Pusat Statistik Republik Indonesia (BPS-RI). Data yang disajikan dalam publikasi ini, mencakup :

- A. Impor menurut Golongan Barang HS, Golongan Barang SITC, Komoditi (HS), Negara Asal, Pelabuhan Impor, Negara Asal dan Lima Golongan Barang Utama SITC 3 digit, Komoditi tertentu dan Negara Asal Utama
- B. Impor Kawasan Berikat menurut Golongan Barang HS 2 digit, Golongan Barang SITC, Negara Asal, Provinsi dan Pelabuhan Impor

Ucapan terima kasih dan penghargaan yang setinggi-tingginya disampaikan kepada Direktorat Jenderal Bea dan Cukai, Kementerian Keuangan dan Bank Indonesia yang telah secara teratur dan berkesinambungan mengirimkan dokumen PIB, serta PT. Pertamina yang telah memberikan data impor minyak dan gas secara rutin. Selanjutnya, kepada semua pihak yang juga telah membantu BPS-RI sehingga memungkinkan diterbitkannya publikasi ini diucapkan terima kasih.

Akhirnya, kami mengharapkan semoga publikasi ini bermanfaat bagi pengguna data.

Jakarta, November 2012  
Badan Pusat Statistik  
Kepala



**Dr. SURYAMIN, M.Sc**  
**NIP. 340006565**

## FOREWORD

The monthly publication of import statistics, is a sequential issue from the preceding publication which developed by The BPS-Statistics of the Republic of Indonesia. This Publication covered:

- A. Import by HS Commodity Groups, SITC Commodity Groups, Commodity (HS), Country of Origin, Port of Importation, Country of Origin and Five Major SITC Commodity Group, Certain Commodities import by Main Country of Origin
- B. Bonded Zone import by Commodity 2 Digits HS, by SITC Commodity Group, Country of Origin, by Province and port of Importation

Deeply gratitude and the highest appreciation are due to the Directorate General of Custom, Ministry of Finance and Bank of Indonesia of their contribution of regularly in sending documents, and also to PT. Pertamina for the best cooperation in supporting data of oil and gas so that BPS published this edition successfully.

Finally, it is hoped that this publication would be useful for users.

Jakarta, November 2012  
BPS-Statistics Indonesia  
Distribution and Service Statistics



**Dr. SURYAMIN, M.Sc**  
**Director General**

## PENJELASAN

### 1. DAERAH PENCATATAN

Daerah pencatatan statistik dalam publikasi ini meliputi seluruh wilayah Republik Indonesia.

### 2. SUMBER DOKUMEN

Statistik dikumpulkan berdasarkan dokumen impor (Pemberitahuan Impor Barang (PIB - BC 2.0) dan Pemberitahuan Pengangkutan Barang Impor (PPBI – BC 2.3) yang diisi oleh importir. Dokumen PIB - BC 2.0 dan PPBI - BC 2.3 diterima dari Bea dan Cukai dan berlaku sejak April 1997 berdasarkan Surat Keputusan Menteri Keuangan nomor 101/KMK.05/1997 tanggal 10 Maret 1997.

### 3. SISTEM PERDAGANGAN

Sistem pencatatan Statistik Perdagangan Luar Negeri mempergunakan Sistem Perdagangan Umum (*the General Trade System*) atau dengan Sistem Perdagangan Khusus (*the Special Trade System*). Dalam Sistem Perdagangan Umum, Kawasan Berikat dianggap sebagai "dalam negeri", sedangkan dalam Sistem Perdagangan Khusus, dianggap sebagai "luar negeri". Sejak Januari 2008, sistem pencatatan Statistik Impor menggunakan Sistem Perdagangan Umum.

### 4. RUANG LINGKUP

Pencatatan Statistik Impor meliputi seluruh barang-barang yang masuk ke wilayah Indonesia.

### 5. KASUS KHUSUS

Sebagian impor kapal laut dan pesawat beserta suku cadangnya termasuk dalam Statistik Impor.

Barang-barang luar negeri yang diolah atau diperbaiki didalam negeri tetap dicatat sebagai barang impor, meskipun setelah barang tersebut selesai diproses akan kembali ke luar negeri (*re-ekspor*).

Barang-barang di bawah ini tidak termasuk di dalam Statistik Impor:

- a. Pakaian dan barang-barang perhiasan penumpang.
- b. Barang-barang penumpang untuk dipakai sendiri, kecuali lemari es, pesawat TV dan sebagainya.
- c. Barang-barang yang diimpor untuk keperluan perwakilan (kedutaan) suatu negara.
- d. Barang-barang untuk ekspedisi dan ekshibisi/pameran.
- e. Sebagian barang-barang yang langsung diimpor oleh angkatan bersenjata.
- f. Pembungkus/peti kemas.
- g. Uang dan surat-surat berharga.
- h. Barang-barang sebagai contoh.

## **6. SISTEM PENGOLAHAN**

Data dalam publikasi ini mencakup dokumen PIB selama Agustus 2012 yang diterima oleh Badan Pusat Statistik sampai akhir September 2012. Sistem pengolahan menggunakan *Carry Over*. Dengan metode ini dokumen-dokumen dari Bea dan Cukai ditunggu selama satu bulan setelah bulan berjalan. Dokumen-dokumen yang datang terlambat akan dimasukkan dalam bulan pengolahan berikutnya.

## **7. KLASIFIKASI JENIS BARANG**

Penggolongan barang yang digunakan di dalam statistik impor adalah klasifikasi Barang Impor yang berdasarkan pada Buku Tarif Kepabeanan Indonesia 2007 (BTKI 2012) yang mengacu pada amandemen keempat dari World Customs Organization (WCO) sebagai lembaga Internasional yang menyusun klasifikasi Harmonized System (HS). Disamping menggunakan HS sebagai klasifikasi jenis barang, juga digunakan Standard International Trade Classification (SITC) Revisi 4.

## **8. PERIODE REFERENSI**

Periode penentuan impor adalah tanggal penyelesaian dokumen oleh pejabat-pejabat Bea dan Cukai yang terdapat dalam dokumen impor.

## **9. NILAI BARANG**

Nilai barang dinyatakan dalam nilai CIF (US\$) dan nilai Kurs Agustus 2012 yang digunakan adalah US\$ 1 = Rp.9.524,-

## **10. SATUAN BARANG**

Berat barang impor adalah berat bersih dan dinyatakan dalam Kg.

## **11. NEGARA ASAL**

Negara asal adalah negara dimana barang-barang tersebut dihasilkan dan dokumennya telah diperiksa serta dinyatakan sesuai dengan peraturan yang berlaku oleh pejabat Bea dan Cukai.



# EXPLANATORY NOTES

## 1. AREA RECORDINGS

The statistical recording area in this publication covers the entire territory of the Republic of Indonesia.

## 2. SOURCE OF DOCUMENTS

Statistics are compiled based on Import Declaration Form (Pemberitahuan Impor Barang (PIB-BC 2.0) or Pemberitahuan Pengangkutan Barang Impor (PPBI-BC 2.3)) of Import documents that are filled by importers. The PIB documents received from Customs and Excise, prevailing on April 1, 1997, based on Minister of Finance Decree No. 101/KMK.05/1997, March 10, 1997.

## 3. TRADE SYSTEM

The systems of recording Foreign Trade Statistics apply the General Trade System or the Special Trade System. In the General Trade System, the Bonded Zone is regarded as "*Domestic*", while in the Special Trade System; the Bonded Zone is regarded as "*Abroad*". Since January 2008, the systems of recording import Statistics have applied the General Trade System.

## 4. COVERAGE

The recording Import Statistics covers all goods entering the Indonesian territory.

## 5. PARTICULAR CASES

5.1 Part of importation of sea vessels and airplanes and their spare parts are included in the Import Statistics.

5.2 Overseas goods which are processed or modified in Indonesian Country are recorded as importation, although after the goods finish process will return to abroad (re-exports).

5.3 The goods here under are not included in the Import Statistics:

- a. Clothes and jewelry of passengers.
- b. Luggage of passengers of own use, except refrigerators, television sets, etc.
- c. Goods imported for the use of foreign countries representations (embassies).
- d. Goods for expeditions and exhibition shows.
- e. A part of the goods directly imported by armed forces.
- f. Packing's containers to be refilled.
- g. Bank notes and securities.
- h. Sample goods.

## **6. PROCESSING SYSTEM**

The data in this publication covers documents of August 2012 were received by the BPS to the end of September, 2012. The documents are processed using a carry over system. The deadline for the acceptance of documents of a certain month is one month after the reference period, which means the end of the following month. The documents accepted after the deadline is considered as the document of the following month.

## **7. COMMODITY CLASSIFICATION**

The classification of goods in this publication applies the 2012 Indonesia's Custom Tariff Classification, based on fourth amendment from World Customs Organization (WCO) as an International Organization who arranged the Classification of Harmonized System (HS). Besides applying the HS, the Standard International Trade Classification (SITC) Revised 4 is also applied in the classification of goods.

## **8. REFERENCE PERIOD**

The period of import determination is the date of settlement/completion by the Customs and Excise Officials as stated in the Import documents.

## **9. COMMODITY VALUATION**

The values recorded, are the CIF value (US\$). The exchange rate use for August, 2012, US\$1 = Rp.9.524,-

## **10. UNIT OF COMMODITY**

The net weight imported of goods are present to Kg.

## **11. COUNTRY OF ORIGIN**

Country of origin is the country in which the goods have been produced, after being verified by Customs and Excise Officials, pursuant to the prevailing regulations

## DAFTAR ISI/CONTENTS

	Halaman/Page
KATA PENGANTAR/FOREWORD .....	iii-iv
PENJELASAN/EXPLANATORY NOTES .....	v-viii
DAFTAR ISI/CONTENTS .....	ix
RINGKASAN/SUMMARY .....	xi-xix
Tabel/Table I-1. Import Menurut Golongan Barang HS/ <i>Import by HS Commodity Groups</i>	
Menurut 21 Golongan Barang HS/ <i>By 21 HS Commodity Groups</i> .....	1
Menurut Golongan Barang 2 Dijiit HS/ <i>By Commodity Groups 2 Digit Code HS</i> .....	2
Menurut 40 Golongan Barang HS Terbesar/ <i>By 40 Biggest Commodities 10 Digit HS Code</i> .....	3
Tabel/Table I-2. Impor Menurut Golongan Barang SITC/ <i>Import by SITC Commodity Groups</i> .....	4-8
Tabel/Table I-3. Impor Menurut Komoditi (HS)/ <i>Import by Commodity (HS)</i> .....	9-131
Tabel/Table I-4. Impor Menurut Negara Asal/ <i>Import by Country of Origin</i> .....	132-134
Tabel/Table I-5. Impor Menurut Pelabuhan Impor/ <i>Import by Port of Importation</i> .....	135-137
Tabel/Table I-6 Impor Menurut Negara Asal dan Lima Golongan Barang (SITC) Utama/ <i>Import by Country of Origin and Five Major SITC Commodity Group</i> .....	138-165
Tabel/Table I-7 Impor Komoditi Tertentu Menurut Negara Asal Utama/ <i>Certain Commodities Import by Main Country of Origin</i> .....	166-169
Tabel/Table K1 Import Kawasan Berikat Menurut Golongan Barang 2 Dijiit HS/ <i>Bonded Zone Import by Commodity 2 Digits HS</i> .....	170-171
Tabel/Table K2 Impor Kawasan Berikat Menurut Golongan Barang SITC/ <i>Bonded Zone Import by SITC Commodity Group</i> .....	172-176
Tabel/Table K3 Impor Kawasan Berikat Menurut Negara Asal/ <i>Bonded Zone Import by Country of Origin</i> .....	177-179
Tabel/Table K4 Impor Kawasan Berikat Menurut Provinsi dan Pelabuhan Impor/ <i>Bonded Zone Import by Province and Port of Importation</i> .....	180



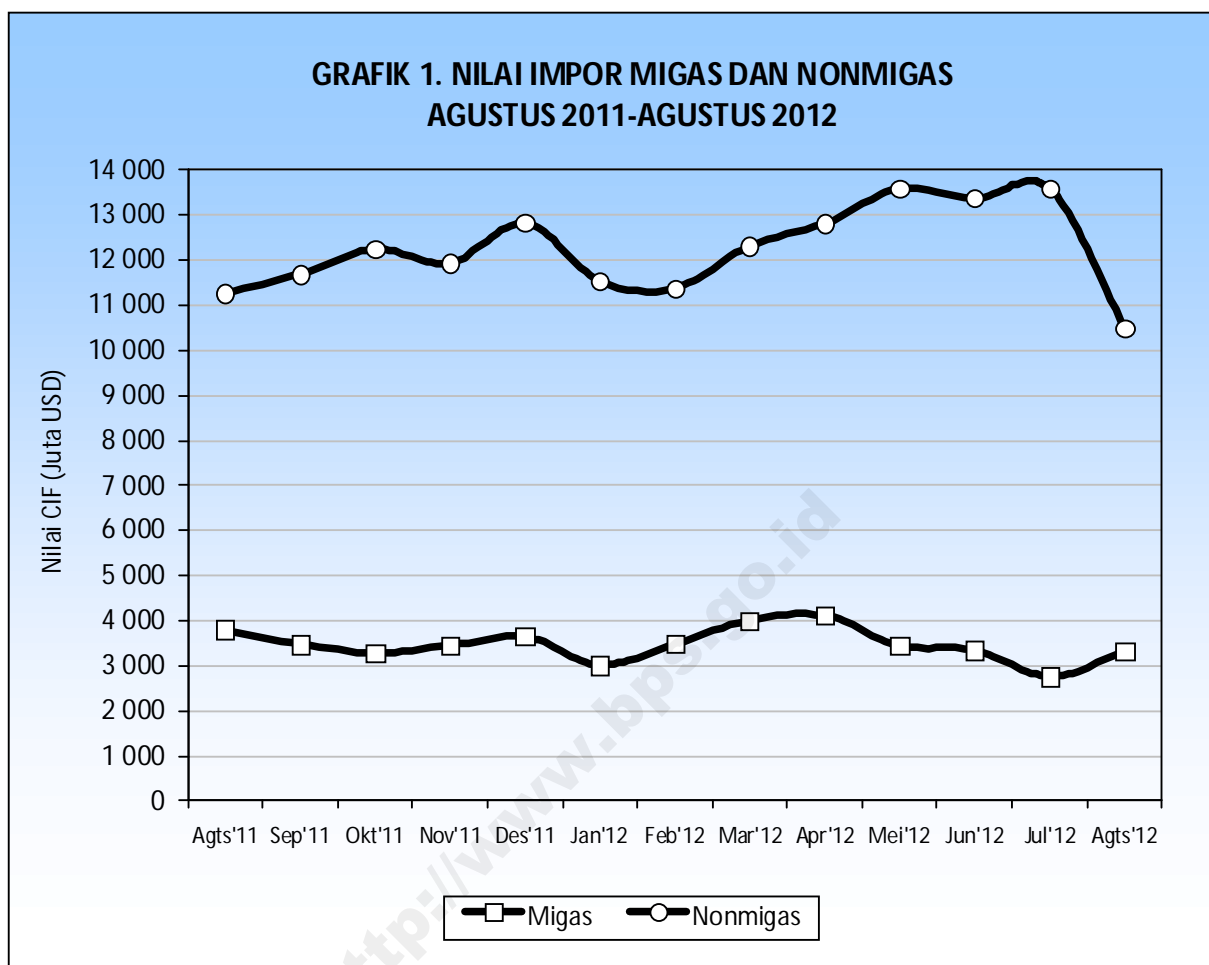
# RINGKASAN

Pada Agustus 2012 nilai impor mencapai USD13.813,9 juta yang terdiri dari impor melalui Kawasan Berikat sebesar USD1.346,8 juta (9,75 persen) dan di Luar Kawasan Berikat sebesar USD12.467,1 juta (90,25 persen). Nilai impor migas Indonesia mencapai USD3.312,1 juta atau 23,98 persen dari total impor Indonesia. Sedangkan nilai impor nonmigas Indonesia mencapai USD10.501,8 juta dan memberikan peranan sebesar 76,02 persen terhadap total impor Indonesia.

**TABEL 1. IMPOR MIGAS DAN NONMIGAS  
AGUSTUS 2011 – AGUSTUS 2012**

Tahun/Bulan	Migas		Nonmigas		Total		
	Indonesia	Kawasan Berikat	Indonesia	Kawasan Berikat	Indonesia	Kawasan Berikat	
<b>Nilai CIF (Juta USD)</b>							
<b>2011</b>	Agustus	3 808,5	15,2	11 266,9	1 758,9	15 075,4	1 774,1
	September	3 477,2	50,0	11 691,9	1 558,3	15 169,1	1 608,3
	Oktober	3 279,1	8,0	12 254,3	2 119,6	15 533,4	2 127,6
	November	3 450,1	13,1	11 943,8	1 958,0	15 393,9	1 971,1
	Desember	3 647,3	48,3	12 828,3	1 760,0	16 475,6	1 808,3
<b>2012</b>	Januari	3 019,3	12,8	11 535,3	1 954,0	14 554,6	1 966,8
	Februari	3 492,7	9,6	11 374,1	1 504,9	14 866,8	1 514,5
	Maret	4 008,9	9,6	12 316,8	1 897,5	16 325,7	1 907,1
	April	4 120,4	1,3	12 817,5	1 921,4	16 937,9	1 922,7
	Mei	3 442,0	12,5	13 594,7	2 016,8	17 036,7	2 029,3
	Juni	3 354,0	3,4	13 373,5	2 128,6	16 727,5	2 132,0
	Juli	2 760,0	7,2	13 594,4	2 038,1	16 354,4	2 045,3
	Agustus	3 312,1	1,4	10 501,8	1 345,4	13 813,9	1 346,8
<b>Peranan Terhadap Total Impor (%)</b>							
<b>2011</b>	Agustus	25,26	0,86	74,74	99,14	100,00	100,00
	September	22,92	3,11	77,08	96,89	100,00	100,00
	Oktober	21,11	0,38	78,89	99,62	100,00	100,00
	November	22,41	0,66	77,59	99,34	100,00	100,00
	Desember	22,14	2,67	77,86	97,33	100,00	100,00
<b>2012</b>	Januari	20,74	0,65	79,26	99,35	100,00	100,00
	Februari	23,49	0,63	76,51	99,37	100,00	100,00
	Maret	24,56	0,50	75,44	99,50	100,00	100,00
	April	24,33	0,07	75,67	99,93	100,00	100,00
	Mei	20,20	0,62	79,80	99,38	100,00	100,00
	Juni	20,05	0,16	79,95	99,84	100,00	100,00
	Juli	16,88	0,35	83,12	99,65	100,00	100,00
	Agustus	23,98	0,10	76,02	99,90	100,00	100,00

Dari total nilai impor migas Indonesia, impor melalui Kawasan Berikat hanya sebesar USD1,4 juta atau 0,04 persen, sedangkan sisanya sebanyak USD3.310,7 juta (99,96 persen) di Luar Kawasan Berikat. Sementara itu, nilai impor nonmigas di Luar Kawasan Berikat mencapai USD9.156,4 juta atau 87,19 persen dan yang melalui Kawasan Berikat sebesar USD1.345,4 juta (12,81 persen).



Dilihat dari peranannya, selama tiga belas bulan terakhir impor migas memberikan kontribusi rata-rata 22,16 persen per bulan dan impor nonmigas sebesar 77,84 persen per bulan. Sementara itu, pada Agustus 2012 peranan impor migas mencapai 23,98 persen yang berarti angka tersebut berada di atas rata-rata. Sebaliknya peranan impor nonmigas berada di bawah rata-rata yaitu 77,84 persen.

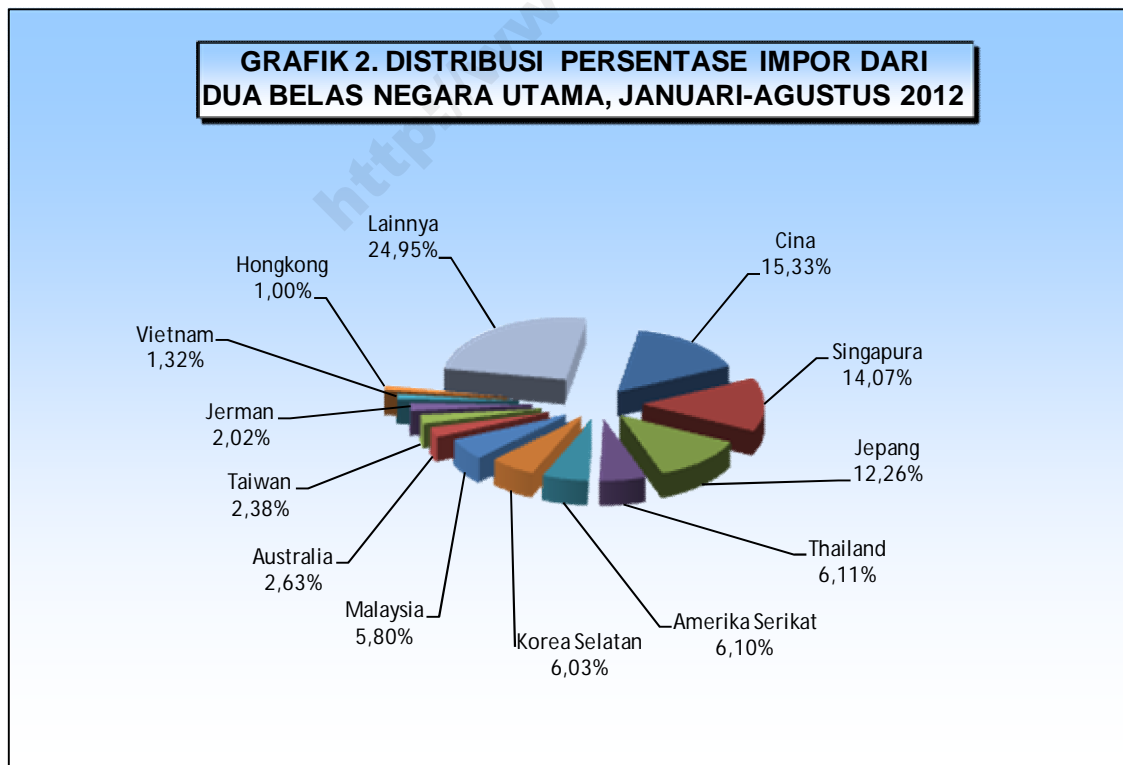
Dengan diterapkannya Sistem Perdagangan Umum (*General Trade System*) dalam pencatatan statistik impor, secara keseluruhan nilai impor barang yang tercatat mengalami kenaikan yang nyata (signifikan).

**TABEL 2. PERKEMBANGAN IMPOR MIGAS DAN NONMIGAS  
JANUARI-AGUSTUS, 2008-2012**

Bulan/ Tahun	Nilai (Juta USD)			Peranan (%)		
	Migas	Non-Migas	Total	Migas	Non-Migas	Total
<b>Jan-Agts</b>						
2008	23 663,7	66 681,3	90 345,0	26,19	73,81	100,00
2009	10 766,9	49 001,0	59 767,9	18,01	81,99	100,00
2010	17 438,1	70 296,8	87 734,9	19,88	80,12	100,00
2011	26 847,8	88 015,8	114 863,6	23,37	76,63	100,00
2012	27 509,4	99 108,1	126 617,5	21,73	78,27	100,00

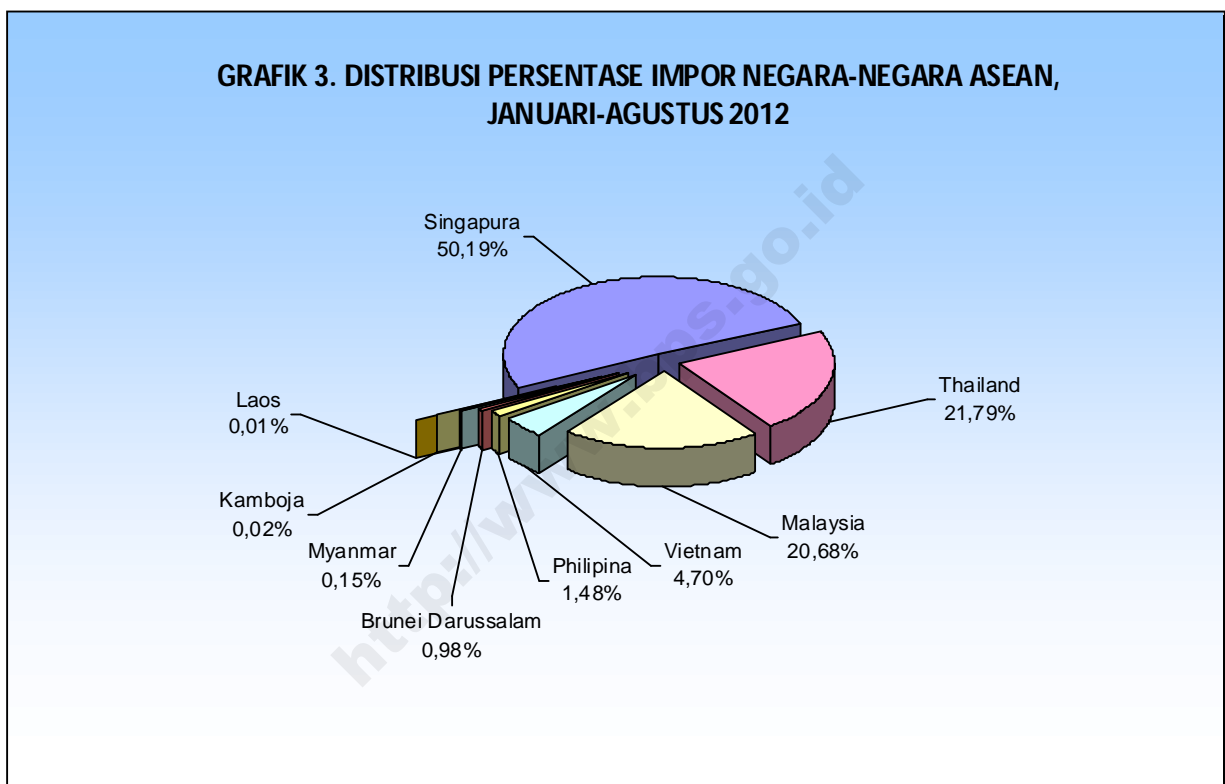
Keterangan : SPK = Sistem Perdagangan Khusus  
SPU = Sistem Perdagangan Umum

Impor migas Januari-Agustus 2012 sebesar USD27.509,4 juta atau meningkat 2,46 persen jika dibandingkan impor migas periode yang sama tahun sebelumnya. Demikian halnya dengan impor nonmigas Januari-Agustus 2012 yaitu sebesar USD99.108,1 juta atau meningkat sebesar 12,60 persen dibanding impor nonmigas Januari-Agustus 2011 yang besarnya USD88.015,8 juta. Dilihat dari nilainya, selama Januari-Agustus periode 2008-2012 di dominasi oleh impor nonmigas dengan rata-rata peranan sebesar 78,16 persen per tahun. Dengan demikian dapat disimpulkan bahwa perekonomian Indonesia selama ini masih bertumpu pada impor sektor nonmigas.



Dari keseluruhan nilai impor pada Januari-Agustus 2012, 75,05 persen berasal dari dua belas negara utama. Cina menempati posisi pertama, yaitu 15,33 persen dari total impor Indonesia, diikuti oleh Singapura (14,07 persen), Jepang (12,26 persen), Thailand (6,11 persen), Amerika Serikat (6,10 persen), Korea Selatan (6,03 persen), Malaysia (5,80 persen), Australia (2,63 persen), Taiwan (2,38 persen), Jerman (2,02 persen), Vietnam (1,32 persen), dan Hongkong (1,00 persen).

Impor terbesar pada Januari-Agustus 2012 berasal dari kelompok sembilan negara APEC Lainnya yakni mencapai 40,15 persen atau sebesar USD50.840,1 juta. Kelompok negara ASEAN berada di urutan berikutnya dengan peranan sebesar 28,04 persen (USD35.499,2 juta), kemudian diikuti kelompok negara Uni Eropa 7,13 persen (USD9.024,1 juta), kelompok negara NAFTA sebesar 7,29 persen (USD9.236,0 juta), sedangkan kelompok negara lainnya menyumbang 17,39 persen (USD22.018,1 juta).



Jika dilihat impor Indonesia dari kelompok ASEAN, selama Januari-Agustus 2012 peranan impor yang paling tinggi adalah dari *Singapura* dengan peranan sebesar 50,19 persen dari total impor ASEAN. *Thailand* menempati urutan kedua sebesar 21,79 persen, diikuti oleh *Malaysia* (20,68 persen), *Vietnam* (4,70 persen), *Philipina* (1,48 persen), sementara peranan impor dari *Brunei Darussalam*, *Myanmar*, *Kamboja* dan *Laos* masih di bawah satu persen.

Dari kelompok negara Uni Eropa, selama Januari-Agustus 2012 peranan impor yang paling tinggi adalah dari *Jerman* dengan peranan sebesar 28,30 persen dari total impor Uni Eropa. *Perancis* menempati urutan kedua dengan peranan 12,80 persen, diikuti oleh *Swedia* (10,79 persen), *Italia* (10,62 persen), dan *Inggris* (9,90 persen).



**TABEL 3. NILAI DAN PERANAN IMPOR  
DARI KELOMPOK NEGARA ASEAN, NAFTA, DAN UNI EROPA  
JANUARI-AGUSTUS 2011 DAN 2012**

KELOMPOK NEGARA	Januari-Agustus 2011		Januari-Agustus 2012		Perubahan Jan-Agts 2012 thd Jan-Agts 2011 (%)
	Nilai (Juta USD)	Peranan (%)	Nilai (Juta USD)	Peranan (%)	
<b>APEC</b>					
<b>ASEAN</b>	<b>33 318,6</b>	<b>29,01</b>	<b>35 499,2</b>	<b>28,04</b>	<b>6,54</b>
Thailand	6 958,4	6,06	7 736,6	6,11	11,18
Singapura	17 289,6	15,05	17 816,3	14,07	3,05
Philippina	549,1	0,48	526,2	0,42	-4,17
Malaysia	6 521,3	5,68	7 343,0	5,80	12,60
Myanmar	61,9	0,06	51,8	0,04	-16,32
Kamboja	4,3	0,00	5,8	0,00	34,88
Brunei Darussalam	552,6	0,48	349,2	0,28	-36,81
Laos	1,2	0,00	3,0	0,00	150,00
Vietnam	1 380,2	1,20	1 667,3	1,32	20,80
<b>NAFTA</b>	<b>8 499,9</b>	<b>7,40</b>	<b>9 236,0</b>	<b>7,29</b>	<b>8,66</b>
Amerika Serikat	6 910,7	6,02	7 726,7	6,10	11,81
Kanada	1 341,6	1,17	1 169,2	0,92	-12,85
Meksiko	247,6	0,21	340,1	0,27	37,36
<b>NEGARA APEC LAINNYA</b>	<b>45 961,6</b>	<b>40,01</b>	<b>50 840,1</b>	<b>40,15</b>	<b>10,61</b>
Jepang	12 133,4	10,56	15 519,6	12,26	27,91
Hongkong	1 667,8	1,45	1 270,1	1,00	-23,85
Korea Selatan	8 330,5	7,25	7 636,9	6,03	-8,33
Taiwan	2 782,5	2,43	3 014,4	2,38	8,33
Cina	16 932,4	14,74	19 408,0	15,33	14,62
Papua Nugini	20,9	0,02	25,1	0,02	20,10
Australia	3 379,2	2,94	3 328,7	2,63	-1,49
Selandia Baru	494,1	0,43	470,5	0,37	-4,78
Chili	220,8	0,19	166,8	0,13	-24,46
<b>UNI EROPA</b>	<b>7 914,2</b>	<b>6,89</b>	<b>9 024,1</b>	<b>7,13</b>	<b>14,02</b>
Jerman	2 257,4	1,97	2 554,0	2,02	13,14
Perancis	1 109,8	0,97	1 154,9	0,91	4,06
Swedia	576,7	0,50	973,6	0,77	68,82
Italia	807,1	0,70	958,3	0,76	18,73
Inggris	774,9	0,68	893,3	0,71	15,28
Belanda	500,8	0,44	600,1	0,47	19,83
Belgia	368,2	0,32	430,9	0,34	17,03
Spanyol	254,6	0,22	293,3	0,23	15,20
Austria	230,8	0,20	226,9	0,18	-1,69
Finlandia	323,8	0,28	175,6	0,14	-45,77
Hungaria	191,9	0,17	118,1	0,09	-38,46
Denmark	129,8	0,11	106,5	0,08	-17,95
Yunani	37,1	0,03	97,8	0,08	163,61
Estonia	2,1	0,00	88,0	0,07	4 090,48
Irlandia	71,1	0,06	79,5	0,06	11,81
Uni Eropa Lainnya	278,1	0,24	273,3	0,22	-1,73
<b>LAINNYA</b>	<b>19 169,3</b>	<b>16,69</b>	<b>22 018,1</b>	<b>17,39</b>	<b>14,86</b>
<b>TOTAL IMPOR</b>	<b>114 863,6</b>	<b>100,00</b>	<b>126 617,5</b>	<b>100,00</b>	<b>10,23</b>

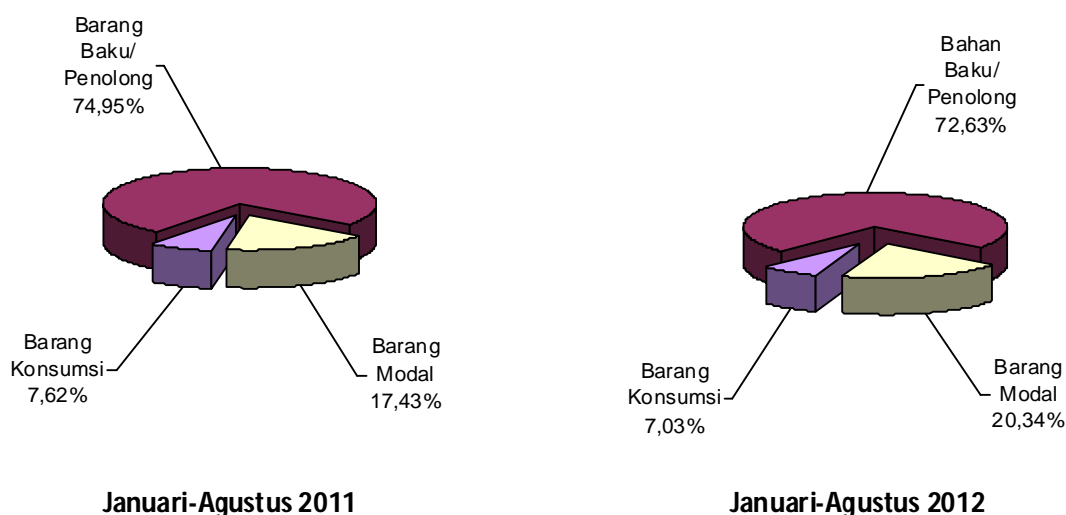
**TABEL 4. IMPOR MENURUT GOLONGAN PENGGUNAAN BARANG  
JANUARI-AGUSTUS 2008-2012**

Bulan/ Tahun	Nilai (Juta USD)				Peranan (%)			
	Barang Konsumsi	Bahan Baku/ Penolong	Barang Modal	Total	Barang Konsumsi	Bahan Baku/ Penolong	Barang Modal	Total
<b>Jan-Agts :</b>								
2008	5 990,8	70 936,2	13 418,0	90 345,0	6,63	78,52	14,85	100,00
2009	4 263,4	42 232,1	13 272,4	59 767,9	7,13	70,66	22,21	100,00
2010	6 495,8	63 821,2	17 417,9	87 734,9	7,40	72,74	19,85	100,00
2011	8 754,8	86 084,3	20 024,5	114 863,6	7,62	74,95	17,43	100,00
2012	8 906,6	91 955,7	25 755,2	126 617,5	7,03	72,63	20,34	100,00

Keterangan : SPK = Sistem Perdagangan Khusus  
SPU = Sistem Perdagangan Umum

Rata-rata nilai impor Januari-Agustus periode 2008-2012 adalah sebesar USD95.865,8 juta dengan rata-rata nilai impor barang konsumsi dan peranannya USD6.882,3 juta (7,16 persen), impor *bahan baku/penolong* sebesar USD71.005,9 juta (73,90 persen), dan impor *barang modal* sebesar USD17.977,6 juta (18,94 persen). Jika dibandingkan Januari-Agustus 2011, maka nilai impor semua golongan barang pada Januari-Agustus 2012 mengalami peningkatan yang signifikan. Peningkatan tertinggi dicapai oleh golongan *barang modal*, yaitu sebesar 28,62 persen. Sementara itu, impor kelompok *bahan baku/penolong* dan *barang konsumsi* meningkat masing-masing sebesar 6,82 persen dan 1,73 persen.

**GRAFIK 4. PERSENTASE NILAI IMPOR INDONESIA  
MENURUT GOLONGAN PENGGUNAAN BARANG  
JANUARI-AGUSTUS 2011 DAN 2012**



Dilihat dari peranannya selama Januari-Agustus periode 2008-2012, rata-rata peranan tertinggi diberikan oleh impor *bahan baku/penolong* yaitu 73,90 persen, diikuti oleh rata-rata impor *barang modal* sebesar 18,94 persen dan rata-rata impor *barang konsumsi* sebesar 7,16 persen. Sementara itu, peran *barang konsumsi* yang tertinggi dicapai di tahun 2011 yaitu sebesar 7,62 persen. Golongan *bahan baku/penolong* memberikan peranan tertinggi di tahun 2008 sebesar 78,52 persen, sedangkan golongan *barang modal* peran tertingginya dicapai pada tahun 2009 sebesar 19,85 persen.

Jika dibandingkan dengan periode yang sama tahun sebelumnya, peranan nilai impor *barang konsumsi* dan *bahan baku/penolong* terhadap keseluruhan nilai impor pada Januari-Agustus 2012 mengalami penurunan masing-masing dari 7,62 persen menjadi 7,03 persen (turun 0,59 poin) dan dari 74,95 persen menjadi 72,63 persen (turun 2,32 poin). Sebaliknya impor *barang modal* meningkat dari 17,43 persen menjadi 20,34 persen (naik 2,91 poin).

Menurut golongan barang SITC (*Standard International Trade Classification*) 1 digit, kelompok barang utama impor selama Januari-Agustus 2012 adalah kelompok *mesin dan alat angkutan* dengan nilai sebesar USD43.766,2 juta dan memberikan peran sebesar 34,42 persen dari total impor Indonesia. Dilihat dari nilainya, maka nilai impor kelompok ini meningkat sebesar 34,57 persen jika dibandingkan periode yang sama tahun sebelumnya. Demikian juga jika dilihat dari peranan impor kelompok barang ini mengalami peningkatan sebesar 3,15 poin yaitu dari 31,42 persen menjadi 34,57 persen.

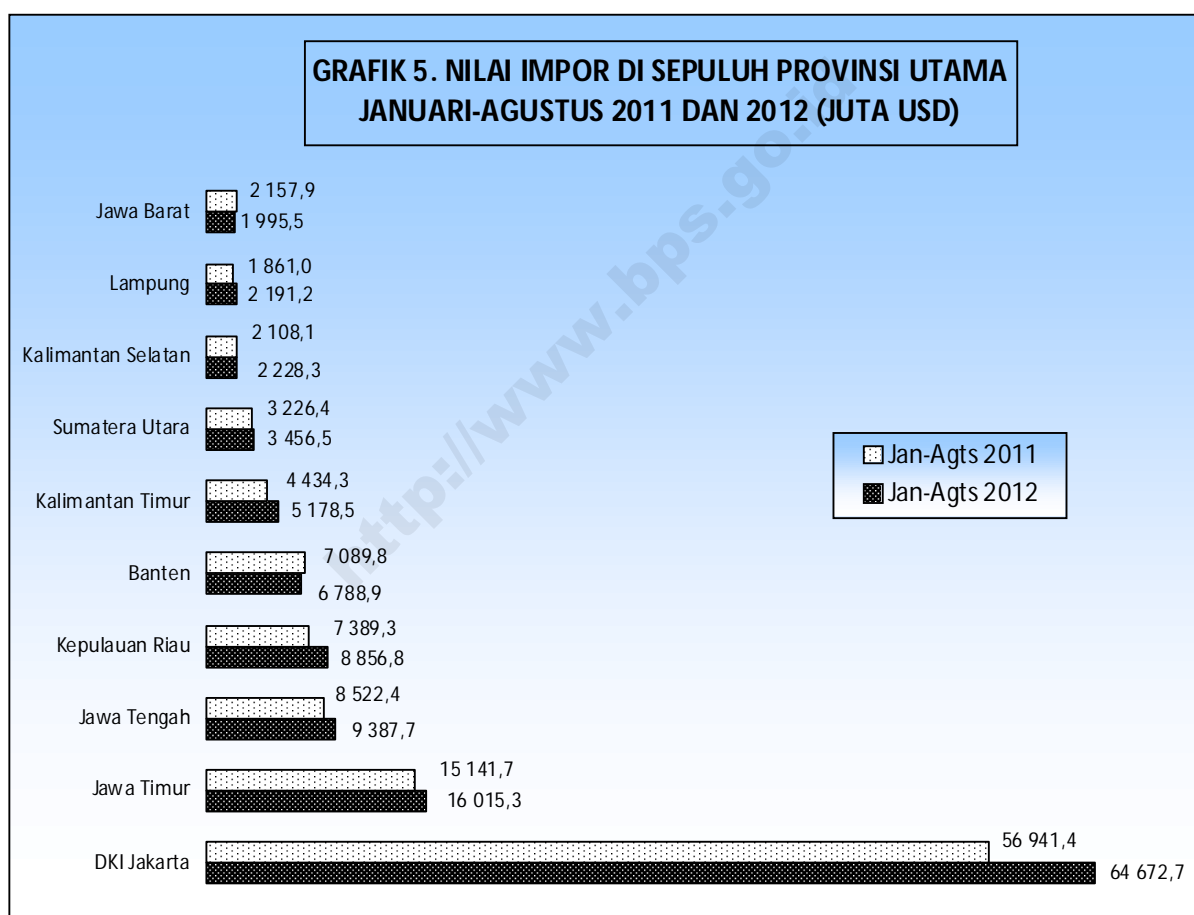
**TABEL 5. IMPOR MENURUT SITC-1 DIJIT  
JANUARI-AGUSTUS 2011 DAN 2012**

SITC	Januari-Agustus 2011		Januari-Agustus 2012		Perubahan Jan-Agts 2012 thd Jan-Agts 2011 (%)
	Nilai (Juta USD)	Peranan (%)	Nilai (Juta USD)	Peranan (%)	
0 Bahan Makanan dan Binatang Hidup	9 739,7	8,48	8 436,6	6,66	-13,38
1 Minuman dan Tembakau	411,2	0,36	550,4	0,43	33,85
2 Bahan Baku dan Hasil Tambang	6 665,0	5,80	5 985,0	4,73	-10,2
3 Minyak dan Bahan Bakar Mineral	26 924,5	23,44	27 620,5	21,81	2,59
4 Minyak Nabati dan Hewani	132,1	0,12	122,2	0,10	-7,49
5 Bahan Kimia dan produknya	14 589,0	12,70	15 936,0	12,59	9,23
6 Barang-barang Buatan Pabrik	16 812,2	14,64	19 969,5	15,77	18,78
7 Mesin dan Alat Angkutan	36 093,8	31,42	43 766,2	34,57	21,26
8&9 Lainnya	3 496,1	3,04	4 231,1	3,34	21,03
<b>TOTAL IMPOR</b>	<b>114 863,6</b>	<b>100,00</b>	<b>126 617,5</b>	<b>100,00</b>	<b>10,23</b>

Impor kelompok barang SITC 1 digit yang terbesar berikutnya adalah *minyak dan bahan bakar mineral* dengan nilai USD27.620,5 juta dengan peran sebesar 21,81 persen, diikuti oleh *barang-barang buatan pabrik* sebesar USD19.969,5 juta (15,77 persen). Selanjutnya yaitu *bahan kimia dan produknya* sebesar USD15.936,0 juta (12,59 persen), *bahan makanan dan binatang hidup* sebesar USD8.436,6 juta (6,66

persen), *bahan baku dan hasil tambang* sebesar USD5.985,0 juta (4,73 persen), *kelompok barang lainnya* sebesar USD4.231,1 juta (3,34 persen), *minuman dan tembakau* sebesar USD550,4 juta (0,43 persen), dan *minyak nabati dan hewani* sebesar USD122,2 juta (0,10 persen).

Selama Januari-Agustus 2012, pelabuhan di DKI Jakarta membongkar barang impor terbesar dibanding dengan pelabuhan di provinsi lain, yaitu sebesar USD64.672,7 juta atau 51,08 persen dari total impor Indonesia. Provinsi dengan impor terbesar kedua adalah Jawa Timur yang mencapai USD16.015,3 juta (12,65 persen), diikuti Jawa Tengah USD9.387,7 juta (7,41 persen), Kepulauan Riau USD8.856,8 juta (6,99 persen), Banten USD6.788,9 juta (5,36 persen), Kalimantan Timur USD5.178,5 juta (4,09 persen), Sumatera Utara USD3.456,5 juta (2,73 persen), dan Kalimantan Selatan sebesar US\$2.228,3 juta (1,76 persen). Kemudian nilai impor yang masuk melalui provinsi Lampung dan Jawa Barat masing-masing sebesar USD2.191,2 juta (1,73 persen) dan US\$1.995,5 juta (1,58 persen). Sementara nilai impor ke provinsi lainnya masih berada di bawah USD1,6 miliar.



Jika dibanding dengan periode yang sama tahun sebelumnya maka dua dari sepuluh provinsi utama diatas mengalami penurunan nilai impor selama Januari-Agustus 2012, yaitu Jawa Barat sebesar US\$162,4 juta (7,53 persen) dan Banten sebesar US\$300,9 juta (4,24 persen). Sementara itu, delapan provinsi utama lainnya mengalami peningkatan nilai impor.

Dari delapan provinsi utama yang mengalami peningkatan nilai impor, tiga provinsi diantaranya mengalami peningkatan nilai impor di atas 15,0 persen, yaitu Kepulauan Riau sebesar 19,86 persen (US\$1.467,5 juta), Lampung sebesar 17,74 persen (US\$330,2 juta), dan Kalimantan Timur sebesar 16,78 persen (US\$744,2 juta). Lima provinsi berikutnya meningkat di bawah 15,0 persen, yaitu provinsi DKI Jakarta yang meningkat US\$7.731,3 juta (13,58 persen), Jawa Tengah sebesar 10,15 persen (US\$865,3 juta), Sumatera Utara sebesar 7,13 persen (US\$230,1 juta), Jawa Timur sebesar 5,77 persen (US\$873,6 juta), dan Kalimantan Selatan sebesar 5,70 persen (US\$120,2 juta).

**TABEL 6. NILAI DAN PERANAN IMPOR MENURUT PROVINSI\*)**  
**JANUARI-AGUSTUS 2011 DAN 2012**

Provinsi	Januari-Agustus 2011		Januari-Agustus 2012		Perubahan Jan-Agts 2012 thd Jan-Agts 2011 (%)
	Nilai (Juta USD)	Peranan (%)	Nilai (Juta USD)	Peranan (%)	
Aceh	41,6	0,04	44,2	0,04	6,25
Sumatera Utara	3 226,4	2,81	3 456,5	2,73	7,13
Sumatera Barat	645,8	0,56	875,9	0,69	35,63
Riau	1 333,7	1,16	1 507,6	1,19	13,04
Jambi	125,7	0,11	74,4	0,06	-40,81
Sumatera Selatan	333,2	0,29	334,5	0,26	0,39
Bengkulu	27,8	0,02	32,5	0,03	16,91
Lampung	1 861,0	1,62	2 191,2	1,73	17,74
Kepulauan Bangka Belitung	33,0	0,03	60,6	0,05	83,64
Kepulauan Riau	7 389,3	6,43	8 856,8	6,99	19,86
Dki Jakarta	56 941,4	49,57	64 672,7	51,08	13,58
Jawa Barat	2 157,9	1,88	1 995,5	1,58	-7,53
Jawa Tengah	8 522,4	7,42	9 387,7	7,41	10,15
Di Yogyakarta	0,9	0,00	0,7	0,00	-22,22
Jawa Timur	15 141,7	13,18	16 015,3	12,65	5,77
Banten	7 089,8	6,17	6 788,9	5,36	-4,24
Bali	779,5	0,68	106,6	0,08	-86,32
Nusa Tenggara Barat	257,6	0,23	194,1	0,15	-24,65
Nusa Tenggara Timur	13,0	0,01	69,1	0,05	431,54
Kalimantan Barat	169,8	0,15	320,5	0,25	88,75
Kalimantan Tengah	37,1	0,03	90,2	0,07	143,13
Kalimantan Selatan	2 108,1	1,84	2 228,3	1,76	5,70
Kalimantan Timur	4 434,3	3,86	5 178,5	4,09	16,78
Sulawesi Utara	91,0	0,08	90,7	0,07	-0,33
Sulawesi Tengah	11,6	0,01	0,0	0,00	-100,00
Sulawesi Selatan	971,6	0,85	862,7	0,68	-11,21
Sulawesi Tenggara	116,1	0,10	213,9	0,17	84,24
Gorontalo	22,7	0,02	19,0	0,02	-16,30
Maluku	194,5	0,17	238,3	0,19	22,52
Maluku Utara	37,9	0,03	9,1	0,01	-75,99
Papua Barat	11,6	0,01	11,3	0,01	-2,59
Papua	735,6	0,64	690,2	0,55	-6,17
<b>TOTAL IMPOR</b>	<b>114 863,6</b>	<b>100,00</b>	<b>126 617,5</b>	<b>100,00</b>	<b>10,23</b>

eterangan : \*) = melalui pelabuhan bongkar yang terdapat di provinsi



**I-1. IMPOR MENURUT GOLONGAN BARANG HS / IMPORT BY HS COMMODITY GROUPS**  
**A. MENURUT 21 GOLONGAN BARANG (HS) / BY 21 HS COMMODITY GROUP**  
**\*\*\* AGUSTUS/AUGUST 2012 \*\*\***

H S	Uraian golongan barang Group description	Berat bersih / Net weight (Kg)		Nilai / Value C.I.F (U S \$)	
		Bulan ini Current month	Kumulatif Cum. Jan. to	Bulan ini Current month	Kumulatif Cum. Jan. to
I	Live animals; animal product	45 652 094	448 611 425	119 231 565	1 287 286 527
II	Vegetable products	1 136 064 754	9 829 783 754	549 396 796	4 965 033 919
III	Fats, oils, waxes of animal/vegetable	6 235 153	64 309 555	13 048 758	135 311 235
IV	Foodstuffs,beverages,spirits and tobacco	606 379 780	5 336 298 764	470 333 116	4 017 417 374
V	Mineral products	4 573 335 890	37 186 924 247	3 400 547 391	28 686 154 658
VI	Prod. of chemical or allied industries	1 318 059 908	11 730 624 896	1 227 248 598	11 884 301 866
VII	Plastics, rubber and articles there of	242 366 778	2 693 279 883	616 102 660	6 506 422 472
VIII	Raw hides, skins, leather and articles	6 329 219	55 842 703	38 789 708	394 972 337
IX	Wood and its articles,plaiting materials	35 311 353	542 429 272	21 452 492	278 286 574
X	Pulp, paper and articles there of	230 954 165	2 836 840 625	199 233 373	2 007 470 364
XI	Textiles & textile articles	103 517 138	1 221 537 877	466 542 371	5 341 314 073
XII	Footwear, umbrellas, artificial flowers	3 954 414	50 622 625	24 212 192	296 648 966
XIII	Cement, plaster, glass, ceramic products	93 150 915	1 019 146 983	70 178 537	726 824 404
XIV	Pearls & precious/semiprecious stones	4 260 058	4 385 271	8 138 626	73 094 995
XV	Base metals and articles there of	1 200 321 160	11 171 779 510	1 419 090 138	13 808 035 117
XVI	Machinery,electric,electronic equipments	274 148 713	3 140 526 484	3 470 826 445	31 386 729 837
XVII	Vehicles, aircraft, and vessels	212 196 640	1 599 237 703	1 287 519 813	10 827 140 967
XVIII	Optical,photographic,musical instruments	6 760 556	73 671 205	158 877 967	1 598 487 437
XIX	Arms and amunition; parts & accesories	27 805	1 955 031	2 067 182	95 712 745
XX	Miscellaneous manufactures articles.	17 259 227	216 121 949	73 061 464	756 437 252
XXI	Works of art,antiques special provisions	14 816 624	128 041 732	177 976 618	1 544 442 145
<b>TOTAL IMPORT</b>		<b>10 127 266 344</b>	<b>89 351 971 494</b>	<b>13 813 875 810</b>	<b>126 617 525 264</b>

**I-1. IMPOR MENURUT GOLONGAN BARANG (HS) / IMPORT BY HS COMMODITY GROUPS**  
**B. MENURUT GOLONGAN BARANG 2 DIJIT HS / BY COMMODITY 2 DIGITS HS**  
**\*\*\* AGUSTUS/AUGUST 2012 \*\*\***

H S	Uraian golongan barang Group description	Berat bersih / Net weight (Kg)		Nilai / Value C.I.F (U S \$)	
		Bulan ini Current month	Kumulatif Cum. Jan. to	Bulan ini Current month	Kumulatif Cum. Jan. to
01	Live animals	5 513 437	73 020 985	14 887 637	207 198 684
02	Meat and edible meat offal	3 051 999	30 525 216	11 220 041	117 814 037
03	Fish and crustaceans	12 145 959	98 213 772	16 530 393	135 678 236
04	Dairy products, bird's eggs, natural honey	24 148 663	236 997 903	73 679 772	784 004 010
05	Products of animal origin	792 036	9 853 549	2 913 722	42 591 560
06	Live trees and other plants	86 293	741 223	572 538	3 527 160
07	Edible vegetables and certain roots and tubers	62 859 845	608 785 837	40 994 076	358 499 236
08	Edible fruits and nuts	73 587 227	602 006 735	84 141 854	642 790 587
09	Coffee, tea, mate, and spices	6 434 363	120 775 500	9 919 383	279 654 384
10	Cereals	730 671 341	6 135 846 562	248 829 896	2 256 656 405
11	Products of the milling industry; malt, starches	100 802 968	994 991 247	45 476 374	453 457 682
12	Oil seeds and oleaginous fruits; grains,seed, and fruits	161 086 109	1 359 054 935	114 675 964	912 246 561
13	Lac; gums; resins and other vegetable saps and extracts	458 560	6 418 429	4 726 975	57 275 764
14	Vegetable plaiting materials; vegetable products	78 048	1 163 286	59 736	926 140
15	Animal or vegetable oils/fats and their cleavage products	6 235 153	64 309 555	13 048 758	135 311 235
16	Preparations of meat/fish/crustaceans/mollucs or other aquatic	662 646	4 330 941	2 854 960	16 432 902
17	Sugar and sugar confectionery	163 378 270	1 795 604 199	90 549 579	1 105 519 627
18	Cocoa and cocoa preparations	3 015 817	32 439 679	10 347 602	117 293 022
19	Preparations of cereals, flour, starch or milk; pastrycooks'	4 655 949	51 613 086	12 137 864	126 858 033
20	Preparations of vegetables, fruits, nuts or other part of plants	6 569 283	57 969 848	9 560 431	80 513 741
21	Miscellaneous edible preparations	16 901 892	125 036 139	67 773 388	447 026 983
22	Beverages, spirit, and vinegar	6 492 002	60 112 029	5 162 359	52 640 759
23	Residues and waste from the food industries	394 040 236	3 107 497 262	220 094 890	1 572 324 529
24	Tobacco and manufactured tobacco substitutes	10 663 685	101 695 581	51 852 043	498 807 778
25	Salts; sulphur; earths and stone; plastering materials, lime and	797 629 627	7 547 739 550	67 704 184	712 818 383
26	Ores, slag, and ash	27 365 382	983 286 527	6 872 729	334 036 000
27	Mineral fuels, mineral oils and products of their distillation	3 748 340 881	28 655 898 170	3 325 970 478	27 639 300 275
28	Inorganic chemicals	320 489 316	2 803 226 700	149 734 535	1 474 466 564
29	Organic chemicals	338 644 170	2 888 149 262	485 712 457	4 635 103 093
30	Pharmaceutical products	1 393 402	116 597 411	36 779 426	371 666 676
31	Fertilizers	549 639 308	4 841 156 599	211 199 055	1 960 051 867
32	Tanning or dyeing extracts	23 196 068	251 928 220	81 096 723	878 422 791
33	Essential oils and resinoids; perfumery, cosmetic or toilet	7 091 089	73 775 076	57 354 371	568 302 007
34	Soap, organic surface-active agents, washing, and lubricating	14 551 069	143 132 539	40 967 543	393 781 090
35	Albuminoidal substances; modified starches; glues; enzymes	16 165 553	159 519 549	28 496 282	293 390 268
36	Explosives; pyrotechnic products; matches; certain combustible	924 384	26 724 405	3 655 563	77 935 353
37	Photographic and cinematographic goods	881 310	10 545 233	4 953 522	55 845 542
38	Miscellaneous chemical products	45 089 534	415 944 920	127 469 945	1 178 059 191

**I-1. IMPOR MENURUT GOLONGAN BARANG (HS) / IMPORT BY HS COMMODITY GROUPS**  
**B. MENURUT GOLONGAN BARANG 2 DIJIT HS / BY COMMODITY 2 DIGITS HS**  
**\*\*\* AGUSTUS/AUGUST 2012 \*\*\***

H S	Uraian golongan barang Group description	Berat bersih / Net weight (Kg)		Nilai / Value C.I.F (U S \$)	
		Bulan ini Current month	Kumulatif Cum. Jan. to	Bulan ini Current month	Kumulatif Cum. Jan. to
39	Plastics and articles thereof	199 049 613	2 257 863 940	423 903 850	4 610 963 210
40	Rubber and articles thereof	40 797 823	413 579 695	180 852 526	1 790 565 931
41	Raw hides, skins, and leather	3 717 418	32 020 230	25 574 438	261 924 778
42	Articles of leather; saddlery and harness; travel goods and similar	2 589 947	23 733 106	12 847 051	129 926 334
43	Furskins and artificial fur; manufactures thereof	21 854	89 367	368 219	3 121 225
44	Wood and articles of wood; wood charcoal	35 214 171	541 480 666	21 093 410	274 998 988
45	Cork and articles of cork	55 793	671 564	253 607	2 709 074
46	Manufactured of straw or other plaiting materials; basketware	41 389	277 042	105 475	578 512
47	Pulp of wood or of other fibrous cellulosic material; recovered	179 802 339	2 338 778 305	92 416 768	1 029 281 801
48	Paper and paperboard; articles of paper pulp or of	50 614 712	493 248 692	101 121 079	896 324 079
49	Printed books, newspapers, pictures, and other products of	532 145	4 754 254	5 575 623	79 513 814
50	Silk	9 675	316 372	530 098	2 742 520
51	Wool, fine or coarse animal hair; horse hair yarn, woven fabrics	251 150	3 060 180	6 941 828	63 538 747
52	Cotton	41 532 169	464 481 463	137 248 250	1 633 646 464
53	Other vegetable textile fibres; paper yarns and woven fabrics of	1 906 321	15 615 788	2 198 903	20 483 499
54	Man-made filaments	10 636 388	151 752 559	58 429 238	783 626 346
55	Man-made staple fibres	22 472 604	254 337 490	73 694 691	855 156 714
56	Wadding, felt, and non-wovens	5 065 954	78 908 664	21 852 949	226 516 131
57	Carpets and other textile floor coverings	1 005 618	11 872 038	2 494 961	26 194 962
58	Special woven fabrics; tufted textile fabrics; lace; tapestries;	1 014 390	16 060 695	16 257 535	177 310 699
59	Impregnated, coated, covered or laminated textile fabrics	5 534 827	67 429 814	37 568 615	395 287 585
60	Knitted or crocheted fabrics	9 263 976	106 058 367	79 593 929	859 777 494
61	Articles of apparel and clothing accessories, knitted or crocheted	988 227	14 658 604	9 234 783	109 315 287
62	Articles of apparel and clothing accessories, not knitted or	1 024 224	14 009 232	14 313 862	137 423 217
63	Other made up textile articles; sets; worn clothing and worn	2 661 834	20 962 451	5 660 962	42 995 980
64	Footwear, gaiters and the like; parts of such articles	3 217 317	41 975 710	21 038 719	264 890 440
65	Headgear and parts thereof	151 214	1 152 295	806 648	8 320 325
66	Umbrellas, walking sticks, seat-sticks, whips, riding crops and	392 798	5 419 491	688 283	8 561 221
67	Prepared feathers and articles; artificial flowers; articles of	193 085	2 075 129	1 678 542	14 876 980
68	Articles of stone, plaster, cement, asbestos, mica or similar	24 596 004	234 197 670	18 122 762	214 947 276
69	Ceramic products	42 055 930	508 048 846	23 755 982	243 069 542
70	Glass and glassware	26 498 981	276 900 467	28 299 793	268 807 586
71	Natural and cultured pearls, precious/semi precious stones, and	424 058	4 385 271	8 138 626	73 094 995
72	Iron and steel	930 221 953	8 871 189 700	678 771 764	6 995 028 070
73	Articles of iron and steel	169 731 043	1 292 761 745	384 208 603	3 110 689 119
74	Cooper and articles thereof	16 869 801	155 923 117	91 907 427	1 062 711 389
75	Nickel and articles thereof	170 774	2 546 957	2 393 207	29 775 425
76	Aluminium and articles thereof	45 432 525	476 544 547	121 812 378	1 307 233 299
78	Lead and articles thereof	7 958 620	58 915 155	16 319 189	127 612 818
79	Zinc and articles thereof	10 491 058	101 973 763	20 171 749	214 941 261
80	Tin and articles thereof	242 472	1 979 476	2 775 131	20 927 067
81	Other base metal; cermets; and articles thereof	165 974	3 505 132	8 407 506	85 086 466
82	Tools, implements, cutlery, spoon and forks, of base metal and	5 578 134	56 996 932	49 157 576	400 468 571
83	Miscellaneous articles of base metal	13 458 806	149 442 986	43 165 608	453 561 632
84	Nuclear reactors, boilers, machinery and mechanical appliances;	198 416 049	2 442 162 412	2 133 832 524	18 805 968 616
85	Electrical machinery and equipments; sound	76 241 916	704 500 342	1 343 050 476	12 651 998 975
86	Railway and tramway locomotive, mechanical traffic, and all	948 230	14 559 997	6 920 086	58 205 809
87	Vehicles other than railway/tramway, and parts and accessories	81 571 668	744 985 277	722 886 783	6 586 283 791
88	Aircraft and its components	701 569	4 309 482	398 394 953	2 974 347 715
89	Ships, boat, and floating structures	128 975 173	835 382 947	159 317 991	1 208 303 652
90	Optical, photographic, cinematographic, measuring, checking,	4 553 721	52 141 813	139 056 138	1 389 715 903
91	Clocks and watches and parts thereof	381 697	3 791 051	2 828 426	28 988 177
92	Musical instruments; parts and accessories of such articles	1 374 645	12 268 315	12 860 352	129 786 852
93	Arms and ammunition; parts and accessories thereof	27 805	1 955 031	2 067 182	95 712 745
94	Furnitures, bedding, mattress supports, cushions and stuffed	9 072 701	118 617 400	33 789 118	363 034 257
95	Toys, games and sports requisites; parts and accessories thereof	4 143 045	46 070 288	17 593 559	150 220 455
96	Miscellaneous manufactured articles	6 653 519	74 602 781	31 572 413	333 761 144
97	Works of arts, collectors' piece and antiques	206 250	718 364	81 005	1 860 412
98	Vehicles in kcd and their components	14 610 374	127 323 368	177 895 613	1 542 581 733
<b>TOTAL IMPORT</b>		<b>10 127 266 344</b>	<b>89 351 971 494</b>	<b>13 813 875 810</b>	<b>126 617 525 264</b>



**I-1. IMPOR MENURUT GOLONGAN BARANG (HS) / IMPORT BY HS COMMODITY GROUPS**  
**C. MENURUT 40 GOLONGAN BARANG (HS) TERBESAR / BY BIG 40 COMMODITIES (HS)**  
**\*\*\* AGUSTUS/AUGUST 2012 \*\*\***

HS	Uraian golongan barang Group description	Berat bersih / Net weight (Kg)		Nilai / Value C.I.F ( U S \$ )	
		Bulan ini Current month	Kumulatif Cum. Jan. to date	Bulan ini Current month	Kumulatif Cum. Jan. to date
2710121600	Other Motor Spirit, Unleaded	1 051 244 133	7 195 812 631	1 026 628 255	7 858 397 396
2709001000	Crude Petroleum Oil	861 025 247	7 153 738 314	650 667 750	6 179 310 397
2710197100	Automotive Diesel Fuel	341 272 644	4 351 227 560	309 078 560	4 220 913 874
8802401000	Aeroplanes Of An Unladen Weight > 15,000 Kg	241 396	2 686 125	163 382 609	2 088 895 905
8517120000	Telephones For Cellular Networks Or For Other Wireless Networl	1 942 963	10 702 013	256 131 547	1 592 945 164
2710197200	Other Diesel Fuel	364 998 583	1 447 859 375	321 375 065	1 400 491 079
2711130000	Liquid Butanes	100 382 439	1 072 098 190	72 163 549	1 056 038 977
8429520000	Mach With A 360,revolving Super Struct, Mech Shovels,excavato	20 707 423	176 457 357	112 132 816	945 304 416
1001991910	Wheat Grains Without Husk,oth Than Seed, For Human Consump	446 414 596	2 696 063 808	149 733 190	918 457 516
2710127000	Naphtha, Reformate And Oth Preparations Of A Kind Used For Bl	107 401 189	867 329 494	94 723 433	863 681 895
7207121000	Slabs Of Iron/non Alloy, Cont.< 0,25% Of Carbon, Other Than Squ	238 518 234	1 424 365 128	146 153 071	859 872 159
2304009000	Oil-cake&other Solid Residues, From Extraction Of Soyabean Oil	351 266 603	1 895 453 412	184 410 443	857 931 337
3104200000	Potassium Chloride	175 723 961	1 637 913 030	87 928 913	835 206 135
8542390000	Other Electronic Integrated Circuits	422 066	2 601 022	124 801 854	830 618 088
5201000000	Cotton, Not Carded/combed.	41 802 313	341 281 035	91 473 262	804 241 777
2711120000	Liquid Propane	69 989 228	824 431 316	46 589 359	795 229 022
1701140000	Oth Cane Sugar, Raw, Not Added Flavour/ Colour	190 482 386	1 246 062 254	107 531 663	755 667 686
8704102800	Damper,designed For-off Highway,not Ckd, G.v.w. > 45 T	5 951 503	49 686 597	76 018 921	634 904 317
8471302000	Laptops Incl Notebooks And Subnotebooks	1 107 228	7 769 535	81 150 410	621 912 683
1201900000	Soya Beans, Oth Than Seed, Whether Or Not Broken	143 326 713	1 034 981 730	91 280 314	602 018 505
2902430000	P-xylene	62 137 840	372 692 120	80 819 574	562 699 271
9801202000	Vhcls Of Head 8704 With 5 Ton < Gross Weight <= 24 Ton, Incmp	6 224 358	41 414 627	79 737 618	525 282 237
9801203000	Vhcls Of Head 8704 With Gross Weight >24 Ton,incmpltly Knock	5 259 840	39 119 649	67 283 775	509 131 078
8431499000	Oth Parts Suitable Use Of Machinery Of Heading 84.30	11 795 907	80 294 842	78 740 495	507 432 501
2901210000	Ethylene	52 734 799	411 704 144	55 445 654	504 565 132
7403110000	Refined Copper For Cathodes And Sections Of Cathodes	9 119 228	60 574 306	72 310 651	496 911 421
8517625300	Oth Transmission Apparatus For Radio- Telephony/radio-telegrap	181 657	1 248 859	81 376 263	485 562 078
3902109020	Polypropylene In Granule Form	53 434 456	303 162 375	73 688 069	435 565 193
8443910000	Part & Accessori Of Print Machinery Used For Print By Componer	1 512 662	17 592 308	69 229 179	428 026 370
7204490000	Other Ferrous Waste And Scrap :	98 627 383	841 504 640	44 728 009	387 490 429
7207110000	Semi-finished Iron/non-alloy Cont. < 0,25% Carbon ,rectnglr,squ	80 945 823	591 902 846	53 535 947	375 730 925
8703221990	Oth Motor Car,no Sedan,1000-1500 Cc,not Ckd,intern Combust F	7 312 818	35 151 367	74 970 946	362 662 790
1006309900	Oth Semi/wholly Milled Rice, Whether/not Polished/glazed, Oth	1 053 430	654 885 891	852 670	358 868 571
2710197900	Other Fuel Oils	23 285 379	381 433 080	15 900 240	344 471 863
7601100000	Unwrought Aluminium, Not Alloyed	22 853 586	156 195 386	47 736 639	344 321 646
7208390000	Flat-rolled Iron/nas,hot Rolled Width >600 Mm, Thick< 3 Mm	88 019 946	504 157 901	59 117 937	330 393 609
8517709900	Other Aerials Or Antennae	413 924	1 863 505	87 657 063	315 081 267
8708997000	Other Chasis Frames Or Parts	4 251 994	27 966 535	39 397 482	292 244 728
8704102700	Damper,designed For-off Highway,not Ckd, G.v.w. < 24 T But >=	4 051 347	29 533 833	44 330 060	290 903 658
7601200000	Unwrought Aluminium Alloys	19 972 374	117 510 335	46 701 276	281 508 967

**I-2 IMPOR MENURUT GOLONGAN BARANG SITC / IMPORT BY SITC COMMODITY GROUPS**  
**\*\*\* AGUSTUS/AUGUST 2012 \*\*\***

SITC	Uraian golongan barang Group description	Berat bersih / Net weight (Kg)		Nilai / Value C.I.F. (US \$)	
		Bulan ini Current month	Kumulatif Cum. Jan. to	Bulan ini Current month	Kumulatif Cum. Jan. to
<b>A. By Commodity 1 digit SITC</b>					
0	Bahan makanan dan binatang hidup	1 541 493 486	13 45 / 4/3 913	929 549 20/	8 436 636 418
1	Minuman dan tembakau	1 / 0/9 0/1	161 05/ 852	56 928 145	550 446 888
2	Bahan mentah	1 141 643 889	12 536 333 /55	559 399 160	5 985 055 042
3	Bahan bakar, bahan penyemir, dsb	3 /4/ 0/8 63/	28 62/ 580 /64	3 324 601 610	2/ 620 486 542
4	Minyak/lemak nabati dan hewan	6 619 43/	6/ 211 042	12 458 5/4	122 1/5 683
5	Bahan kimia	1 515 691 528	14 031 506 630	1 591 603 828	15 935 96/ 096
6	Hasil industri menurut bahan	1 598 486 60/	14 966 891 598	1 991 980 /40	19 969 485 634
7	Mesin dan alat pengangkutan	501 323 342	4 8/2 586 081	4 935 /38 5/0	43 /66 198 665
8	Hasil industri lainnya	5 /849 03/	631 323 /16	408 /31 230	4 205 480 /39
9	Barang dan transaksi khusus lainnya	1 304	6 083	2 884 /46	25 592 55/
<b>TOTAL IMPORT</b>		<b>10 127 266 344</b>	<b>89 351 971 494</b>	<b>13 813 875 810</b>	<b>126 617 525 264</b>
<b>B. By Commodity 2 digit SITC</b>					
00	Live animal for food	5 513 43/	73 020 985	14 88/ 63/	20/ 198 684
01	Meat and meat preparations	3 292 214	32 011 /64	12 131 6/5	123 499 38/
02	Dairy product and eggs	24 130 968	236 920 128	73 6/8 586	783 610 150
03	Fish, crustaceans, molluscs and their preparations	12 491 032	100 81/ 656	18 1/6 2/5	145 308 606
04	Cereals and cereal preparations	764 833 /03	6 518 844 342	265 898 568	2 453 231 49/
05	Fruits and vegetables	143 348 491	1 2/5 630 098	135 1/0 816	1 088 344 851
06	Sugar, sugar preparations, and honey	163 463 622	1 /9/ 201 14/	90 856 4/0	1 111 864 830
07	Coffee, tea, cocoa, and spices	10 363 051	160 545 12/	26 /1/ 615	445 905 359
08	Feeding stuff for animals	394 530 818	3 109 4/5 /15	220 310 0/5	1 5/3 230 496
09	Miscellaneous food preparations	19 526 150	153 006 951	71 661 490	504 442 558
11	Beverages	6 415 392	59 362 2/1	5 0/6 102	51 639 110
12	Tobacco and tobacco manufactured	10 663 685	101 695 581	51 852 043	498 80/ /78
21	Hides, skins and furskins	158 599	1 804 286	300 181	2 144 026
22	Oil seeds, nuts, and kernels	160 131 /16	1 351 621 643	112 002 201	889 /1/ 225
23	Crude rubber	23 860 839	229 /59 90/	66 /1/ 549	688 630 812
24	Wood, lumber, and cork	13 4/1 914	135 080 43/	8 451 656	78 459 256
25	Pulp and waste paper	1/9 802 339	2 338 /78 305	92 416 /68	1 029 281 801
26	Textile fibres and their waste	54 032 951	594 602 524	120 035 159	1 464 /58 390
27	Crude fertilizers and crude minerals	508 04/ 669	5 38/ 684 652	51 /05 583	612 491 815
28	Metalliferous ores and metal scraps	200 899 835	2 4/8 /58 051	9 / 758 199	1 098 490 624
29	Crude animals and vegetable materials, nes	1 23/ 96/	18 243 950	10 /1/ 864	121 02/ 093
32	Coal, coke, and briquettes	1 / 202 852	121 500 /82	4 825 002	44 6/4 864
33	Petroleum and petroleum products	3 541 419 881	26 398 133 242	3 184 406 41/	25 559 959 9/0
34	Gas; natural and manufactured	188 406 228	2 10/ 690 359	135 2/6 061	2 015 699 163
35	Electric current	49 6/6	256 381	94 130	152 545
41	Animal oils and fats	725 513	8 962 962	1 786 0/9	1 / 645 948
42	Fixed vegetable oils/fats	2 /08 388	25 502 /88	4 633 366	44 382 159
43	Animal vegetable oils/fats	3 185 536	32 /45 292	6 039 129	60 /14 5/6
51	Organic chemicals	338 /18 953	2 894 314 639	4/4 162 /89	4 490 8/9 /83
52	Inorganic chemicals	2/4 321 943	2 450 583 15/	133 442 128	1 33/ /29 233
53	Dyeing, tanning, and colouring materials	23 599 845	256 654 /4/	81 994 229	883 981 094
54	Medical and pharmaceutical products	2 361 303	126 649 32/	51 661 138	565 555 98/
55	Essential oils and perfumery materials	15 13/ 900	159 604 138	78 950 08/	790 314 156
56	Manufactured fertilizers	546 082 394	4 80/ 863 952	209 409 541	1 939 70/ /05
57	Plastics in primary forms	163 5/2 /68	1 801 148 813	294 461 180	3 325 302 380
58	Plastics in non-primary forms	19 90/ 322	30/ 20/ 064	65 835 0/5	696 9/4 819
59	Chemical materials and its products, nes	131 989 100	1 22/ 480 /93	201 68/ 661	1 906 121 939
61	Leather, leather med, nes	3 58/ /44	30 598 853	25 664 125	264 643 519
62	Rubber manufactured, nes	16 818 885	181 988 194	113 230 369	1 088 /61 026
63	Wood and cork manufactured	21 /98 050	40/ 0/1 /93	12 895 361	199 248 806
64	Paper, paperboard, and manufactured thereof	49 508 510	4/2 09/ 964	89 616 302	782 54/ /55
65	Textile yarns, fabrics, and their products	49 124 515	624 /16 691	326 143 /6/	3 664 64/ 5/1
66	Non metallic minerals manufactured	38/ 642 215	3 249 499 /6/	88 /09 359	86/ 64/ 2/9
67	Iron and steel	933 210 310	8 640 48/ 485	853 521 021	8 195 358 348
68	Non ferrous metals	70 463 /96	708 883 659	225 969 013	2 524 945 614
69	Manufactured of metal, nes	66 332 682	651 54/ 192	256 231 423	2 381 685 /10
71	Power generating machine and equipments	33 981 400	349 863 1/0	419 /13 222	3 533 193 180
72	Machinery specialized for particular industry	80 95/ 112	1 200 01/ 259	732 013 60/	6 /13 592 030
73	Metalworking machinery	10 918 362	203 681 628	102 833 20/	1 018 493 301
74	General industrial machinery and equipments	7/ 662 113	729 200 386	794 853 484	6 384 013 828
75	Office machinery and automatic data processing	6 992 081	74 311 /55	258 333 886	2 484 /14 580
76	Telecommunication and reproducers apparatus	15 626 821	108 866 668	484 986 980	4 656 382 /20
77	Electrical machinery and apparatus	50 050 866	491 0/1 /60	69/ 953 050	6 /10 069 204
78	Road vehicles	94 /03 2/5	862 43/ /29	882 643 495	8 032 /30 218
79	Other transportation equipments	130 431 312	853 135 /26	562 40/ 639	4 232 949 604
81	Sanitary, plumbing, and fittings	5 512 616	54 208 8/2	18 /03 141	181 42/ 292
82	Furniture	6 81/ 128	8/ 466 955	23 485 664	246 4/5 104
83	Traveling goods	2 4/4 182	22 29/ 593	11 411 505	11/ 533 688
84	Clothing	5 2/5 324	58 911 359	3/ /69 43/	398 810 /15
85	Footwear	3 21/ 31/	41 9/5 /10	21 038 /19	264 890 440
87	Professional, scientific, and contractor instruments	3 862 2/2	45 816 882	95 344 193	1 008 03/ 859
88	Photographic apparatus, equipments and optics	1 912 895	20 664 /03	2/ 09/ 420	251 699 150
89	Miscellaneous manufactured articles	28 /1/ 303	299 981 /02	1/3 881 151	1 /36 606 431
96	Coin; not being legal tender	56	35/	856	2 820
97	Gold; non monetary	1 205	5 683	2 883 /42	25 589 589
99	Gold coin and current coin	43	43	148	148
<b>TOTAL IMPORT</b>		<b>10 127 266 344</b>	<b>89 351 971 494</b>	<b>13 813 875 810</b>	<b>126 617 525 264</b>

**I-2. IMPOR MENURUT GOLONGAN BARANG SITC / IMPORT BY SITC COMMODITY GROUPS**  
**\*\*\* AGUSTUS/AUGUST 2012 \*\*\***

SITC	Uraian golongan barang Group description	Berat bersih/ Net weight (Kg)		Nilai/ Value C.I.F (US\$)	
		Bulan ini Current month	Kumulatif Cum.Jan.to date	Bulan ini Current month	Kumulatif Cum.Jan.to date
<b>C. By Commodity 3 digit SITC</b>					
001	Live Animals Other Than Fish	5 513 437	73 020 985	14 887 637	207 198 684
011	Meat Of Bovine Animals Fresh, Chilled Or Frozen	2 214 704	23 227 245	9 235 418	96 602 196
012	Other Meat, Other Edible Meat Offal, Fresh, Chilled Or Frozen	722 954	7 075 452	1 847 760	20 428 207
016	Meat And Edible Meat Offal, Salted, Dried, Edible Flour Of Meat	114 341	271 399	136 863	830 402
017	Meat And Edible Meat Offal, Prepared Or Preserved	240 215	1 437 668	911 634	5 638 582
022	Milk,cream, And Milk Products Other Than Butter Or Cheese	21 919 080	213 464 216	64 611 860	677 062 638
023	Butter And Other Fats From Milk	743 818	9 353 890	2 631 442	43 156 113
024	Cheese And Curds	1 390 674	13 232 047	6 020 888	58 686 240
025	Eggs, Birds, And Egg Yolks; Fresh, Dried Or Otherwise Preserved	77 396	869 975	414 396	4 705 159
034	Fish, Fresh, Chilled Or Frozen	11 172 123	89 468 080	11 236 101	83 781 113
035	Fish, Dried Salted Or In Brine; Smoked Fish	3 266	95 490	51 379	1 258 088
036	Crustaceans, Molluscs, And Aquatic Invertebrates	970 570	8 601 322	5 242 913	50 592 267
037	Fish, Crustaceans, Molluscs, And Other Aquatic Invertebrates;	345 073	2 652 764	1 645 882	9 677 138
041	Wheat And Meslin, Unmilled	554 988 218	4 070 885 727	191 739 139	1 380 616 129
042	Rice	35 318 016	1 031 543 071	18 310 133	580 568 504
043	Barley, Unmilled	0	22 500	0	9 500
044	Maize, Unmilled	139 335 111	1 015 270 775	38 334 977	287 819 676
045	Cereals, Unmilled	1 029 996	18 124 489	445 647	7 642 596
046	Meal And Flour Of Wheat And Flour Of Meslin	29 781 679	335 472 561	11 282 257	133 036 710
047	Other Cereal Meals And Flours	17 787	2 201 682	11 629	963 532
048	Cereal Preparations And Preparations Of Flours/starchs Of Fruit	4 362 896	45 323 537	5 774 786	62 574 850
054	Vegetables, Fresh, Chilled, Frozen Or Simply Preserved	61 996 688	600 225 522	38 983 493	341 786 808
056	Vegetables, Roots And Tubers, Prepared Or Preserved Nes	5 722 860	48 292 126	7 445 551	62 709 279
057	Fruit And Nut; Fresh Or Dried	73 560 783	601 260 015	84 107 332	640 320 385
058	Fruits, Preserved And Preparations	1 104 301	15 161 972	2 080 653	21 272 842
059	Fruit And Vegetable Juices	963 859	10 690 463	2 553 787	22 255 537
061	Sugar, Molasses, And Honey	162 753 001	1 788 175 132	88 108 060	1 085 117 460
062	Sugar Confectionery	710 621	9 026 015	2 748 410	26 747 370
071	Coffee And Coffee Substitutes	2 107 651	52 799 643	10 249 698	145 245 155
072	Cocoa	2 406 069	24 736 763	7 555 715	85 380 203
073	Chocolate And Other Food Preparations Containing Cocoa	609 748	7 702 916	2 791 887	31 912 819
074	Tea And Mate	1 281 699	16 270 332	2 286 703	25 331 870
075	Spices	3 957 884	59 035 473	3 893 612	158 035 312
081	Feeding Stuff For Animals	394 530 818	3 109 475 715	220 310 075	1 573 230 496
091	Margarine And Shortening	627 177	6 794 922	2 360 012	29 676 800
098	Edible Products And Preparations	18 898 973	146 212 029	69 301 478	474 765 758
111	Non-alcoholic Beverages, Nes	6 356 624	58 389 866	4 538 374	42 966 705
112	Alcoholic Beverages	58 768	972 405	537 728	8 672 405
121	Tobacco, Unmanufactured And Refused	9 243 382	92 133 735	41 155 187	423 567 441
122	Tobacco, Manufactured	1 420 303	9 561 846	10 696 856	75 240 337
211	Hides And Skins, Raw	155 742	1 800 973	286 280	2 049 464
212	Furskins, Raw	2 857	3 313	13 901	94 562
222	Oil Seeds Use For Extraction Ofsoft Fixed Vegetable Oils	159 457 064	1 349 449 108	110 773 678	884 477 875
223	Oil Seeds Use For Extraction Of Other Fixed Vegetable Oils	674 712	2 172 535	1 228 523	5 293 350
231	Natural Rubber Latex;natural Rubber And Similar Natural Gums	1 406 182	18 542 156	3 446 473	50 985 412
232	Synthetic Rubber Latex, Synthetic/reclaimed Rubber	22 454 657	211 217 751	63 331 076	637 645 400
244	Cork,natural.raw And Waste	1 093	68 125	8 927	171 798
245	Fuel Wood And Wood Charcoal	793 205	978 545	522 046	733 898
246	Wood In Chips Or Particles And Waste	44	5 263 068	324	790 994
247	Wood In The Rough Or Roughly Squared	4 354 409	33 723 409	1 631 823	13 043 071
248	Wood, simply Worked And Railway Sleeper Of Wood	8 323 163	95 047 290	6 288 536	63 719 495
251	Pulp And Waste Paper	179 802 339	2 338 778 305	92 416 768	1 029 281 801
261	Silk	70	10 615	2 428	31 234
263	Cotton	34 397 519	376 917 731	71 426 899	879 488 958
264	Jute And Other Textile Bast Fibres	147 873	1 726 110	223 620	2 614 911
265	Vegetable Textile Fibres,raw Or Processed;waste Of These Fibres	130 000	1 179 529	126 100	1 260 789
266	Synthetic Fibres Suitable For Spinning	10 516 850	120 778 793	21 891 426	280 283 008
267	Other Man-made Fibres Suitable For Spinning And Waste	8 057 194	84 338 640	25 156 168	278 923 918
268	Wool And Other Animal Hair	655 165	5 902 668	1 066 143	18 864 555
269	Old Clothing And Other Old Textile Articles; Rags	128 280	3 748 438	142 375	3 291 017
272	Fertilizers, Crude	46 040 924	701 076 306	10 214 213	135 601 536
273	Stone, Sand And Gravel	273 913 321	1 786 331 477	10 871 789	81 509 615
274	Sulphur And Unroasted Iron Pyrites	7 717 095	211 733 413	1 948 985	48 638 733
277	Natural Abrasives	924 328	18 073 207	246 266	6 605 706
278	Other Crude Minerals	179 452 001	2 670 470 249	28 424 330	340 136 225
281	Iron Ore And Concentrates	25 856 001	924 924 153	3 917 523	196 333 051
282	Waste And Scrap Metal Of Iron/steel	123 084 343	1 105 928 128	56 304 790	510 476 908
283	Copper Ores And Concentrates	3 985	39 091 959	40 138	102 980 301
284	Nickel Ores And Concentrates	191	831	2 674	15 476
285	Aluminium Ores And Concentrates	46 226 473	353 319 812	16 304 790	137 365 343
286	Ores And Concentrates Of Uraniumand Thorium	0	10 000	0	27 000
287	Ores And Concentrates Of Basemetals	1 445 011	17 937 118	2 872 113	33 868 244
288	Non-ferrous Base Metal Waste And Scraps	4 283 696	37 541 676	18 095 047	117 241 497
289	Ores And Concentrates Of Precious Metals; Waste,scraps	135	4 374	1 124	182 804
291	Crude Animal Materials	191 272	4 991 628	2 380 354	38 251 682
292	Crude Vegetable Materials	1 046 695	13 252 322	7 791 510	82 775 411
321	Coals, Pulverized Or Not	10 621 765	55 177 332	2 400 844	18 187 945

**I-2. IMPOR MENURUT GOLONGAN BARANG SITC / IMPORT BY SITC COMMODITY GROUPS**  
**\*\*\* AGUSTUS/AUGUST 2012 \*\*\***

SITC	Uraian golongan barang Group description	Berat bersih/ Net weight (Kg)		Nilai/ Value C.I.F (US\$)	
		Bulan ini Current month	Kumulatif Cum.Jan.to date	Bulan ini Current month	Kumulatif Cum.Jan.to date
<b>C. By Commodity 3 digit SITC</b>					
322	Briquettes, Lignite And Peat	223 242	3 497 243	81 334	1 541 667
325	Coke And Semi Coke Of Coal/lignite/peat	6 357 845	62 826 207	2 342 824	24 945 252
333	Petroleum Oil, Crude	1 186 632 151	8 340 515 615	978 101 878	7 157 653 926
334	Petroleum Products, Refined	2 271 875 085	17 408 732 458	2 147 729 862	17 964 939 756
335	Residual Petroleum Products, And Related Materials	82 912 645	648 885 169	58 574 677	437 366 288
342	Liquefied Propane And Butane	188 329 546	2 084 859 052	134 928 649	1 986 196 648
343	Natural Gas, Liquefied Or Not	0	30 851	0	17 876
344	Petroleum Gases And Other Gas	76 253	22 799 342	336 598	29 464 888
345	Coal Gas, Water Gas And Similar Gas	429	1 114	10 814	19 751
351	Electric Currents	49 676	256 381	94 130	152 545
411	Animal Oils And Fats	725 513	8 962 962	1 786 079	17 645 948
421	Fixed Vegetable Fats And Oils Soft,crude,refined Or Fractioned	2 393 024	20 773 799	4 034 717	35 483 705
422	Fixed Vegetable Fats And Oils Solid,crude,refined Or Fractioned	315 364	4 728 989	598 649	8 898 454
431	Animal And Vegetable Oil; Fat Processed And Their Wax	3 185 536	32 745 292	6 039 129	60 147 576
511	Hydrocarbon And Their Halogenated, Nitrated Derivatives	216 625 666	1 599 916 266	264 150 213	2 135 449 467
512	Alcohols,phenols,phenol-alcohols And Their Halogenated	58 500 086	573 747 593	58 306 417	643 829 675
513	Carboxylic Acids,and Their Anhydrides,halides,peroxides	30 032 516	368 491 436	45 827 500	552 975 357
514	Nitrogen-function Compounds	13 026 298	144 308 208	33 693 337	385 703 410
515	Organo-inorganic And Heterocyclic Compounds	9 917 760	119 065 897	49 999 526	555 638 425
516	Other Organic Chemicals	10 616 627	88 785 239	22 185 796	217 283 449
522	Inorganic Chemical Elements, Oxides And Halogen Salts	165 744 980	1 227 725 379	87 525 023	820 204 645
523	Metallicsalts And Peroxysalts	105 424 337	1 196 337 685	41 694 248	481 023 678
524	Other Inorganic Chemicals;chemical Compound Of Precious Metals	3 137 120	26 421 219	3 470 868	31 476 138
525	Radioactive And Associated Materials	15 506	98 874	751 989	5 024 772
531	Synthetic Organic; Colouring Matter	3 804 387	46 817 947	22 039 994	254 152 594
532	Dyeing/tanning Extracts And Synthetic Tanning Materials	528 563	4 802 328	1 125 064	10 621 978
533	Pigments, Paints, Varnishes, And Related Materials	19 266 895	205 034 472	58 829 171	619 206 522
541	Medicinal And Pharmaceutical Products	1 144 318	11 806 746	24 661 348	296 628 189
542	Medicaments, Including Veterinary Medicaments	1 216 985	114 842 581	26 999 790	268 927 798
551	Essential Oils, Perfumes, And Flavour Materials	2 049 240	27 886 872	27 609 134	273 439 369
553	Perfumery, Cosmetics, And Toilet Preparations	5 041 849	45 888 204	29 745 237	294 862 638
554	Soap,cleansing And Polishing Preparations	8 046 811	85 829 062	21 595 716	222 012 149
562	Fertilizers, Manufactured	546 082 394	4 807 863 952	209 409 541	1 939 107 705
571	Polymers Of Ethylene In Primary Forms	43 232 149	501 049 289	59 842 628	744 026 260
572	Polimers Of Styrene In Primary Forms	13 286 396	135 854 965	27 913 845	294 228 072
573	Polimers Of Vinyl Chloride In Primary Forms	3 718 096	66 257 963	4 609 534	85 758 015
574	Poliacetals And Polycarbons In Primary Forms	23 801 332	242 258 785	50 473 213	555 035 610
575	Other Plastics In Primary Forms	73 894 505	786 141 411	148 415 435	1 598 523 158
579	Waste And Scrap Of Plastics	5 640 290	69 586 400	3 206 525	47 731 265
581	Tubes, Pipes, And Hoses Of Plastics	1 471 446	20 884 521	8 028 372	91 450 645
582	Plates, Sheets, And Film Of Plastics	18 043 392	282 024 978	56 154 802	594 281 021
583	Monofilament And Rod Of Plastics	392 484	4 297 565	1 651 901	11 243 153
591	Disinfectants, Insecticides, And Fungicides Put In Forms	2 547 605	40 874 692	19 862 859	210 882 291
592	Starches, Inulin, And Wheat Glutenal Buminoidal Substances; Glues	84 057 149	784 446 366	58 803 467	565 250 506
593	Explosive And Pyrotechnic Products	906 187	26 580 535	3 446 834	76 310 772
597	Additive For Mineral Oils	10 704 737	87 013 643	35 122 478	296 886 189
598	Miscellaneous Chemical Products	33 773 422	288 565 557	84 452 023	756 792 181
611	Leathers	3 561 676	30 219 257	25 288 158	259 875 314
612	Manufactures And Composition Leathers	24 670	344 360	246 822	2 775 834
613	Furskins, Tanned Or Dressed	1 398	35 236	129 145	1 992 371
621	Materials Of Rubber	3 172 800	37 808 070	21 563 785	230 565 914
625	Rubber Tyre,tyre Cases,tyre Treads,inner Tubes, And Tyre Flaps	10 827 810	101 535 271	59 332 504	504 648 850
629	Articles Of Rubbers	2 818 175	42 644 853	32 334 080	353 546 262
633	Cork Manufactures	54 700	603 439	244 680	2 537 276
634	Veneers,plywood,improved/reconstituted Wood Worked	20 832 985	397 085 872	11 452 700	179 964 443
635	Wood Manufactures	910 365	9 382 482	1 197 981	16 747 087
641	Papers And Paperboards	42 489 218	404 862 363	68 923 475	589 445 976
642	Paper And Paperboard Cut To Size/shape And Article Of Papers	7 019 292	67 235 601	20 692 827	193 101 779
651	Textile Yarns	10 496 262	138 338 093	34 533 024	430 395 174
652	Cotton Fabrics, Woven	6 241 695	71 673 265	62 391 251	691 209 352
653	Fabrics, Woven, Of Man-made Fibres	7 245 696	99 570 389	60 001 878	758 067 771
654	Textile Fabrics, Woven, Other Than Of Cotton Or Man-made Fibres	309 290	5 198 742	5 590 921	53 375 945
655	Knitted Or Crocheted Fabrics	9 263 976	106 058 367	79 593 929	859 777 494
656	Tulle,lace,embroidery,ribbons,trimmings And Other Small Wares	954 886	14 553 033	15 041 751	159 410 526
657	Special Yarns,textile Fabrics	10 617 584	147 470 768	59 512 179	629 107 329
658	Made-up Articles, Wholly/chiefly Of Textile Materials	2 535 224	17 226 077	5 533 073	39 715 240
659	Floor Coverings	1 459 902	24 627 957	3 945 761	43 588 686
661	Lime,cement And Fabricated Construction Materials	299 810 322	2 300 987 128	21 933 361	173 099 653
662	Clay And Refactory Construction Materials	39 104 131	490 795 315	15 137 017	203 189 491
663	Mineral Manufactures	21 837 260	173 439 788	23 568 365	225 178 036
664	Glass	16 711 857	160 270 725	17 912 841	159 763 548
665	Glassware	9 159 112	107 454 631	9 105 008	94 537 225
666	Pottery	1 008 214	16 509 408	1 035 636	11 201 736
667	Pearl, Precious And Semi Precious Stones	11 319	42 772	17 131	677 590
671	Pig Iron,spiegeleisen,sponge Iron, And Ferro-alloys	164 261 941	523 931 055	79 001 848	296 144 664
672	Ingots And Other Iron/steel In Primary Forms	258 602 636	2 750 804 030	167 465 773	1 776 404 488
673	Flat Rolled Products, Not Clad	195 070 814	2 446 546 120	171 645 852	2 081 008 503

**I-2. IMPOR MENURUT GOLONGAN BARANG SITC / IMPORT BY SITC COMMODITY GROUPS**  
**\*\*\* AGUSTUS/AUGUST 2012 \*\*\***

SITC	Uraian golongan barang Group description	Berat bersih/ Net weight (Kg)		Nilai/ Value C.I.F (US\$)	
		Bulan ini Current month	Kumulatif Cum.Jan.to date	Bulan ini Current month	Kumulatif Cum.Jan.to date
<b>C. By Commodity 3 digit SITC</b>					
674	Flat Rolled Products, Clad Or Plated	53 291 203	579 320 642	59 835 465	648 338 958
675	Flat Rolled Products And Alloy Steels	32 189 558	379 762 434	46 145 218	580 823 931
676	Iron/steel Bars, Rods, Angels, Shaped And Sections	94 266 098	985 758 405	82 872 799	944 586 664
677	Rail/railway And Tractor Construction Of Iron/steel Materials	1 648 864	40 261 739	3 124 714	52 505 570
678	Wire Of Iron/steel	12 602 341	116 570 559	18 237 700	173 249 072
679	Tubes, Pipes, Hollow Profile, Pipe Fitting Of Iron/steel	121 276 855	817 532 501	225 191 652	1 642 296 498
681	Silver, Platinum, And Other Metal Of The Platinum Groups	10 047	159 421	1 686 778	14 832 529
682	Copper	13 279 079	134 028 333	70 653 794	933 483 458
683	Nickel	148 676	2 122 498	2 159 577	24 371 362
684	Aluminium	38 620 379	413 838 801	105 678 615	1 134 938 795
685	Lead	7 945 321	58 551 311	16 208 164	126 849 138
686	Zinc	10 102 666	95 545 135	19 163 061	202 924 489
687	Tin	225 845	1 827 419	2 729 627	20 386 476
689	Miscellaneous Non-ferrous Basemetals Employed In Metallurgy	131 783	2 810 741	7 689 397	67 159 367
691	Structures And Parts Of Iron/steel Or Aluminium	11 984 383	110 732 456	22 709 150	232 874 722
692	Metal Containers For Storage And Transportations	3 920 857	33 089 151	17 571 517	135 630 771
693	Wire Products And Fencing Grills	4 748 047	52 466 254	10 558 712	102 440 108
694	Nails, Screws, Nuts, Bolts, Rivets Of Iron/steel Or Copper	9 397 972	92 177 666	51 466 017	482 404 429
695	Tools For Used In The Hand Or In Machines	4 481 227	45 742 359	45 328 107	364 655 465
696	Cutlery	1 001 957	10 509 709	3 734 763	34 955 190
697	Household Equipment Of Base Metals	3 759 354	42 127 328	9 151 971	104 130 572
699	Manufactures Of Base Metals	27 038 885	264 702 269	95 711 186	924 594 513
711	Steam And Other Vapour Generating Boilers And Parts	6 537 466	60 871 318	44 352 344	410 515 956
712	Steam Or Other Generating Boilers And Parts	2 353 155	25 664 472	23 065 645	299 793 046
713	Internal Combustion Piston Engines And Parts	13 010 021	141 202 436	170 326 958	1 454 799 115
714	Engines And Motors, Non-electric And Parts	689 762	5 021 084	61 186 152	499 900 759
716	Rotating Electric Plants And Parts	10 784 354	108 816 440	111 483 193	777 960 611
718	Other Power Generating Machines And Parts	606 642	8 287 420	9 298 930	90 223 693
721	Agricultural Machinery And Parts	1 881 416	20 036 485	16 157 873	152 780 810
722	Tractors	1 148 114	6 186 586	7 596 888	44 153 082
723	Civil Engineering And Contractor Plants And Equipments/parts	45 924 320	839 280 032	307 860 916	2 856 112 107
724	Textile/leather Machinery And Parts	7 146 613	80 911 194	52 328 994	672 190 980
725	Papermill/pulpmill Machinery And Paper Cutting Machines	2 934 486	19 385 494	43 234 901	298 669 787
726	Printing/book Binding Machinery And Parts	2 739 288	38 788 030	81 610 252	726 225 729
727	Food Processing Machines And Parts	3 667 334	40 929 570	41 449 612	368 563 814
728	Other Machines And Equipment Specialized For Particular Industry	15 515 541	154 499 868	181 774 171	1 594 895 721
731	Machine Tools By Removing Metal	2 680 608	26 552 647	40 704 593	370 095 924
733	Machine Tool For Working Metals	3 395 186	39 444 405	23 333 522	292 829 339
735	Parts Of Machine Tools	453 950	104 283 887	11 999 958	94 505 100
737	Metalworking Machinery And Parts	4 388 618	33 400 689	26 795 134	261 062 938
741	Heating And Cooling Equipments And Parts	20 741 747	158 914 175	225 729 178	1 274 895 243
742	Pumps For Liquid And Parts	5 763 102	63 341 101	69 337 909	702 073 777
743	Pumps, Compressors, Fans, Blowers, Centrifuges, And Parts	11 043 900	106 984 533	109 186 691	908 838 078
744	Mechanical Handling Equipments And Parts	18 801 854	185 133 954	108 188 843	998 698 246
745	Other Non-electrical Machinery, Tools, And Mechanical Apparatus	3 112 974	29 529 136	57 023 790	443 690 279
746	Ball Or Roller Bearings	3 277 090	31 782 184	35 674 312	339 774 445
747	Taps, Cocks, And Valves For Pipes	3 981 807	42 047 873	60 868 591	525 721 308
748	Transmission Shafts And Cranks	8 210 137	84 229 094	83 891 483	809 771 403
749	Non-electric Parts And Accessories Of Machineries	2 729 502	27 238 336	44 952 687	380 551 049
751	Office Machines	1 159 781	13 866 768	10 884 667	129 238 949
752	Automatic Data Processing Machines And Their Units	3 704 567	36 985 679	178 048 337	1 733 598 116
759	Parts And Accessories For Machine Of Heading 751 Or 752	2 127 733	23 459 308	69 400 882	621 937 515
761	Television Receivers	544 638	5 416 800	11 672 353	129 745 713
762	Radio Broadcast Receivers	119 416	1 772 711	4 384 274	48 393 798
763	Sound Recorders Or Reproducers	185 271	2 022 438	5 584 808	67 744 241
764	Telecommunication Equipments And Parts	14 777 496	99 654 719	463 345 545	4 410 498 968
771	Electric Power Machinery And Parts	3 361 642	39 710 488	38 445 502	440 874 744
772	Electrical Apparatus For Making And Breaking Electrical Circuits	8 342 687	74 715 641	211 102 274	1 717 580 779
773	Equipment For Distributing Electricity	7 895 308	121 702 991	63 621 269	725 191 276
774	Electrical Apparatus For Medical Purposes And Radiological	90 559	1 019 519	4 652 645	67 007 451
775	Household Type, Electrical/non-electrical Equipments	6 438 399	74 412 867	31 836 016	357 890 960
776	Thermionic, Cold Cathode, And Photo Cathode Valves/tubes	3 667 943	35 247 470	188 898 696	1 705 023 898
778	Electrical Machinery And Apparatus	20 254 328	144 262 784	159 396 648	1 696 500 096
781	Passenger Motor Cars	19 268 735	163 213 989	224 734 643	1 969 818 136
782	Motor Vehicle For The Transportation Of Goods	33 592 951	296 134 593	366 109 276	3 287 416 338
783	Road Motor Vehicles	1 988 805	16 150 534	17 502 933	134 925 839
784	Parts And Accessories Of The Motor Vehicles	21 652 072	205 313 872	216 460 071	1 991 556 078
785	Motorcycles, Scooters, And Other Cycles Motorized/non Motorized	15 968 132	156 365 452	51 278 804	592 347 448
786	Trailers And Other Vehicles, Not Motorized	2 232 580	25 259 289	6 557 768	56 666 379
791	Railway Vehicles And Associated Equipments	756 768	13 453 030	5 871 270	53 634 037
792	Aircraft And Associated Equipments And Parts	699 371	4 299 749	397 218 378	2 971 011 915
793	Ships, Boats, And Floating Structures	128 975 173	835 382 947	159 317 991	1 208 303 652
811	Prefabricated Buildings	1 013 181	16 251 313	2 082 027	39 553 017
812	Sanitary, Plumbing, Heating, And Lighting Fixtures/fittings	2 843 701	16 837 378	7 217 868	46 788 291
813	Lighting Fixtures And Fittings	1 715 734	21 120 181	9 403 246	95 085 984
821	Furnitures And Parts	6 817 128	87 466 955	23 485 664	246 475 104
831	Travel Goods	2 474 182	22 297 593	11 411 505	117 533 688

**I-2. IMPOR MENURUT GOLONGAN BARANG SITC / IMPORT BY SITC COMMODITY GROUPS**  
**\*\*\* AGUSTUS/AUGUST 2012 \*\*\***

SITC	Uraian golongan barang <i>Group description</i>	Berat bersih/ <i>Net weight</i> (Kg)		Nilai/ <i>Value C.I.F</i> (US\$)	
		Bulan ini <i>Current month</i>	Kumulatif <i>Cum.Jan.to date</i>	Bulan ini <i>Current month</i>	Kumulatif <i>Cum.Jan.to date</i>
<b>C. By Commodity 3 digit SITC</b>					
841	Men's Coats/jackets, Not Knitted	148 619	3 473 053	3 452 663	32 623 893
842	Women's Coats/jacket, Not Knitted	311 388	4 667 845	5 058 677	47 724 991
843	Men's Coats/jackets, Knitted	178 809	2 534 451	1 667 191	20 242 176
844	Women's Coats/jackets, Knitted	424 371	8 247 635	2 300 559	37 928 653
845	Articles Of Apparel	584 983	6 629 747	7 020 894	68 067 071
846	Clothing Accessories Of Textiles Fabrics	389 029	3 214 872	4 107 147	40 424 858
848	Articles Of Apparel And Clothing Accessories Of Other Than Textile	3 238 125	30 143 756	14 162 306	151 799 133
851	Footwears	3 217 317	41 975 710	21 038 719	264 890 440
871	Optical Instrument And Apparatus	107 662	1 014 515	5 455 373	47 804 969
872	Medical Instruments And Appliances	946 851	11 339 925	12 431 396	123 939 588
873	Meters And Counters	457 799	8 310 373	10 889 532	171 521 999
874	Measuring, Checking, Analysing, And Controlling Instrument And	2 349 960	25 152 069	66 567 892	664 771 303
881	Photographic Apparatus And Equipments	175 346	2 325 424	4 553 946	33 580 392
882	Photographic And Chinematographic Supplies	880 912	10 527 308	4 919 974	54 593 144
883	Cinematograph Film, Exposed And Developed	398	17 925	33 548	1 252 398
884	Optical Goods	474 542	4 002 995	14 761 526	133 285 039
885	Watches And Clocks	381 697	3 791 051	2 828 426	28 988 177
891	Arms And Ammunitions	72 451	2 236 717	7 329 975	108 894 040
892	Printed Matter	1 194 643	13 442 995	15 773 329	179 223 704
893	Article Of Plastics	15 236 327	145 368 141	63 859 266	573 793 635
894	Baby Carriages, Toys, Games, And Sporting Goods	4 236 056	48 019 668	17 849 504	155 270 832
895	Office And Stationery Supplies	1 812 870	20 392 711	6 832 577	81 605 596
896	Works Of Art, Collectors Pieces And Antiques	206 250	718 364	81 005	1 860 412
897	Jewellery, Goldsmith, Silversmith Wares, And Other Articles	401 384	4 170 809	3 547 449	31 825 117
898	Musical Instrument And Parts/accessories	1 632 104	15 721 856	15 841 431	216 144 415
899	Other Miscellaneous Manufactured Articles	3 925 218	49 910 441	42 766 615	387 988 680
961	Coin Not Being Legal Tender	56	357	856	2 820
971	Gold, Non-monetary	1 205	5 683	2 883 742	25 589 589
999	Gold Coin And Current Coin	43	43	148	148
<b>TOTAL IMPORT</b>		<b>10 127 266 344</b>	<b>89 351 971 494</b>	<b>13 813 875 810</b>	<b>126 617 525 264</b>

**I.3. IMPOR MENURUT KOMODITI / IMPORT BY HS COMMODITY**  
**\*\*\* AGUSTUS/AUGUST 2012 \*\*\***

HS	Uraian Komoditi Commodity Description	Berat Bersih / Net Weight (Kg)		Nilai / Value C.I.F (US\$)	
		Bulan ini Current Month	Kumulatif Cum.Jan. to date	Bulan ini Current Month	Kumulatif Cum.Jan. to date
0102210000	Live cattle, pure-bred breeding animals	377 570	1 459 395	1 038 686	4 558 679
0102291010	Live male oxen, other than pure-bred breeding animals	2 222 620	45 531 395	6 074 162	126 494 753
0102291090	Live male cattle, not oxen, other than pure-bred breeding animals	897 400	2 272 556	2 431 508	6 040 355
0102299000	Live cattle not male, other than pure-bred breeding animals	2 015 503	2 452 653	5 336 757	6 683 380
0102901000	Other live bovine animal, pure-bred breeding animals	0	21 283 935	0	62 955 990
0103100000	Live swine, pure-bred breeding animals	0	1 600	0	15 980
0104201000	Live goats, pure-bred breeding animals	0	6 561	0	183 544
0105119000	Live fowls spec Gallus domesticus, weight <=185g, oth than breeding	0	69	0	2 065
0105149000	Live geese, weight <=185 g, other than breeding	0	33	0	917
0105159000	Live guinea fowls, weight <=185 g, other than breeding	0	6	0	69
0106200000	Live reptiles (including snakes and turtles)	0	246	0	15 674
0106320000	Live psittaciformes (including parrots, parakeets, macaws and cocka	0	224	0	5 137
0106390000	Other live birds	344	11 500	6 524	222 835
0106900000	Other live animals	0	812	0	19 306
0201200000	Other cuts with bone in of bovine animals, fresh or chilled	581	27 032	3 775	105 572
0201300000	Boneless of bovine animals, fresh or chilled	302 328	1 718 952	1 602 770	9 012 422
0202100000	Carcasses and half-carcasses of bovine animals, frozen	0	114 096	0	487 609
0202200000	Other cuts with bone in of bovine animals, frozen	18 115	890 570	87 333	2 628 486
0202300000	Boneless of bovine animals, frozen	1 893 680	20 476 595	7 541 540	84 368 107
0203190000	Other meat of swine, fresh or chilled	0	42 933	0	268 167
0204100000	Carcasses & half-carcasses of lamb, fresh or chilled	0	12 612	0	64 769
0204220000	Other cuts of sheep, with bone in, fresh or chilled	4 003	11 624	37 319	128 303
0204230000	Boneless meat of sheep, fresh or chilled	2 177	5 025	19 329	50 847
0204300000	Carcasses and half-carcasses of lamb, frozen	0	16 000	0	52 140
0204410000	Carcasses and half-carcasses of sheep, frozen	0	86 637	0	485 926
0204420000	Other cuts of sheep with bone in, frozen	10 596	270 769	41 209	2 359 066
0204430000	Boneless meat of sheep, frozen	8 873	221 202	32 217	1 567 801
0206100000	Edible offal of bovine animals, fresh or chilled	0	2 913	0	7 948
0206210000	Tongue of bovine animals, frozen	36 455	438 890	101 354	1 169 439
0206220000	Livers of bovine animals, frozen	48 236	1 299 386	97 572	2 627 133
0206290000	Other edible offal of bovine animals, frozen	588 710	4 327 481	1 491 240	10 851 008
0207149900	Cuts & offal of fowl spec Gallus domesticus, not mechanically deboned/sepr	124	6 682	2 189	32 854
0207250000	Meat and edible offal of turkeys, not cut in pieces, frozen	0	112 705	0	324 406
0207420000	Meat and edible offal of ducks, not cut in pieces, frozen	23 780	164 883	25 331	206 254
0207430000	Fatty livers of ducks, fresh or chilled	0	5 656	0	153 502
0207450000	Other meat and edible offal of ducks, frozen	0	1 174	0	31 876
0210199000	Other meat of swine, salted, in brine, dried or smoked	0	1	0	224
0210200000	Meat of bovine animals, salted, in brine, dried or smoked	0	101 810	0	203 620
0210992000	Dried pork skin, salted, in brine, dried or smoked	0	1	0	26
0210999000	Oth meat & edible, incl. frouns & meal salted, in brine, dried or sm	114 341	169 587	136 863	626 532
0301199000	Live marine ornamental fish, other than fry	0	1 176	0	14 956
0301992100	Other live fry fish, for breeding	825	2 478	19 329	62 545
0302290000	Oth flat fish, excl. fillet, liver & roes fresh or chilled	0	228	0	5 329
0302390000	Oth tunas, excl. fillets, livers & roes, fresh or chilled	0	87 750	0	53 818
0302440000	Mackerel, excl. fillets livers & roes, fresh or chilled	0	81 135	0	77 061
0302510000	Cod, excluding fillets, livers & roes, fresh or chilled	0	9 208	0	110 530
0302729010	Pangasius, excl. fillets, livers and roes, fresh or chilled	0	12	0	8
0302810000	Dogfish & oth sharks, excl. fillets, livers and roes, fresh or chilled	0	21 100	0	70 740
0302900000	Livers and roes of fish, excl. fillets fresh or chilled	9	55	239	1 091
0303120000	Oth pacific salmon, excl. fillet, liver and roes, frozen	47 277	375 613	460 444	1 906 484
0303130010	Atlantic salmon, excl. fillets, livers and roes, frozen	56 762	279 896	323 931	1 806 171
0303140000	Trout, excl. fillets, livers and roes, frozen	32 175	32 175	200 084	200 084
0303190000	Other salmonidae, excl. fillets, livers and roes, frozen	0	47 635	0	55 265
0303260000	Eels, excl. fillets, livers & roes, frozen	0	5 000	0	5 000
0303290000	Nile perch and snakeheads, excl. fillets, livers and roes, frozen	0	19 958	0	136 197
0303390000	Oth flat fish, excl. fillets, livers & roes, frozen	0	21 735	0	89 583
0303410000	Albacore/longfinned tunas, excl. fillet, livers and roes, frozen	0	275 750	0	845 500
0303420000	Yellowfin tunas, excl. fillet, liver & roes, frozen	352 370	2 005 365	948 641	4 780 176
0303430000	Skipjack or stripe-bellied bonito, excl. fillets, livers and roes, frozen	291 240	5 513 583	653 428	12 024 588
0303440000	Bigeye tunas, excl. fillets, livers and roes, frozen	0	8 612	0	247 225
0303490000	Oth tunas, excl. fillets, livers & roes, frozen	0	29 589	0	165 128
0303510000	Herring clupea harengus, clupea pallasii, excl. fillets, livers and roes,	0	10	0	209
0303530000	Sardines, sardinella, brisling or spartexcl. fillets, livers and roes, fr	2 715 526	32 312 356	1 551 970	18 695 640
0303540010	Mackerel, excl. fillets, livers and roes, frozen	549 910	8 654 824	455 375	6 602 052
0303540020	Pacific mackerel, excl. fillets, livers and roes, frozen	6 585 086	32 784 544	5 353 839	25 286 323
0303550000	Jack and horse mackerel, excl. fillets, livers and roes, frozen	152 384	3 325 065	74 756	2 013 466
0303570000	Swordfish (xiphias gladius), excl. fillets, livers and roes, frozen	133 153	304 178	599 265	1 026 828
0303630000	Cod (gadus morhua, ogac, macrocephalu) ,excl. fillets, livers and roe	0	14 303	0	227 517
0303690000	Other marine fish, excl. fillets, livers and roes, frozen	24 367	62 370	42 976	133 847
0303810000	Dogfish and other sharks, excl. fillets, livers and roes, frozen	0	95 685	0	628 227
0303840000	Seabass, excl. fillets, livers and roes, frozen	0	1 244	0	31 944

**I.3. IMPOR MENURUT KOMODITI / IMPORT BY HS COMMODITY**  
**\*\*\* AGUSTUS/AUGUST 2012 \*\*\***

HS	Uraian Komoditi Commodity Description	Berat Bersih / Net Weight (Kg)		Nilai / Value C.I.F (US\$)	
		Bulan ini Current Month	Kumulatif Cum.Jan. to date	Bulan ini Current Month	Kumulatif Cum.Jan. to date
0303891510	Indian mackarel, excl.fillet, liversand roes, frozen	0	74 999	0	47 487
0303891800	Mangrove red snappers, excl.fillet,livers and roes, frozen	17	17	41	41
0303891920	Marlin, excl.fillet, livers and roes,frozen	0	1 160	0	1 624
0303891990	Other marine fish, excl.fillet, liversand roes, frozen	14 338	324 051	57 065	524 323
0303892900	Other fish, not marine fish,excl.fillet, livers and roes, frozen	2 750	179 785	37 555	208 892
0303902000	Roes of fish, frozen	826	826	11 275	11 275
0304320010	Pangasius fillets (whether or notminced), fresh or chilled	0	114 000	0	338 580
0304320090	Other catfish fillets (whether or notminced), fresh or chilled	0	192 711	0	618 130
0304390000	Carp, eels and snakeheads fillets(whether/not minced), fresh or cf	0	78 110	0	64 359
0304410000	Filletsof Pacific, Atlantic andDanube salmon, fresh or chilled	0	298	0	12 903
0304450000	Swordfish (Xiphias gladius) fillets,fresh or chilled	0	12 097	0	50 675
0304490000	Filletsof other fish, fresh or chilled	20 000	188 198	43 400	530 295
0304520000	Salmonidae meat (whether or notminced), fresh or chilled	0	66	0	1 350
0304620010	Pangasius fillets, frozen	0	507 800	0	1 347 764
0304620090	Other catfish fillets, frozen	0	30 200	0	98 910
0304690000	Carp, eels, and snakeheads fillets,frozen	0	32 808	0	383 273
0304790000	Other fish fillets of familybregmacerotidae, etc., frozen	16 533	36 933	54 675	128 256
0304810010	Frozen fillets of red salmon	74	183	1 954	3 593
0304830000	Frozen fillets of flat fish	0	148 120	0	216 968
0304870000	Frozen fillets of tunas, skipjack orstripe-bellied bonito	0	102 598	0	255 350
0304890000	Frozen fillets of other fish	0	36 037	0	332 735
0304950000	Meat of fish of familiesbregmaceritidae,etc.,frozen	8 669	34 676	42 637	171 682
0304990090	Meat of other fish,(whether or not minced), frozen	167 832	999 775	303 222	1 129 116
0305100000	Flours, meals, and pellats of fish, fitfor human consumption	40	9 761	2 680	146 016
0305209000	Livers&roes of fish, oth than freshwaterfish, dried, smoked, salted	0	7 142	0	7 282
0305399000	Fish fillets, dried,salted,but notsmoked	1 509	6 711	1 715	29 442
0305410000	Pacific salmon, smoked, incl.fillet,other than edible fish ofal	0	25 549	0	271 010
0305592000	Marine fish, dried, other than ediblefish ofal, salted/unsalted, not	0	3 000	0	3 497
0305620000	Cod, salted but not dried/smoked & inbrine, other than edible fish	0	1 334	0	48 605
0305710000	Shark fins, fit for human consumption	1 717	41 993	46 984	752 236
0306110000	Rock lobsters and other sea crawfish,frozen, fit for human consum	11 400	29 505	44 460	97 054
0306141000	Soft shell crabs, frozen, fit for humanconsumption	18 147	25 821	148 302	209 835
0306149000	Other crabs, frozen, fit for humanconsumption	341 353	3 928 011	2 106 412	32 411 002
0306150000	Norway lobster, frozen, fit for humanconsumption	0	2 300	0	4 630
0306160000	Cold water shrimps and prawns, frozen,fit for human consumptio	89 145	1 171 832	539 340	5 207 554
0306171010	Giant tiger prawns with head, frozen,fit for human consumption	0	9 501	0	65 118
0306171020	Giant tiger prawns headless, frozen, fitfor human consumption	182 896	516 187	840 924	3 314 604
0306171090	Other giant tiger prawns, frozen, fitfor human consumption	5 950	83 289	37 413	496 909
0306172020	Whiteleg shrimps headless with tail,frozen, fit for human consump	9 979	9 979	120 813	120 813
0306172090	Other whiteleg shrimps, frozen,fit for human consumption	4 260	10 655	39 192	81 987
0306173000	Giant river prawns, frozen,fit for human consumption	0	15 860	0	126 793
0306179000	Other shrimps and prawns, frozen,fit for human consumption	37 983	250 923	301 895	2 217 021
0306190000	Other crustac,incl flours,meals&pelletsof crustac,fit for human cor	408	67 793	7 470	769 052
0306249100	Crabs, dried, in airtight container, notfrozen	0	37	0	105
0306249990	Crabs, dried, not boiled, not inairtight container, not frozen	13 649	30 207	302 337	663 520
0306250000	Norway lobster, not frozen	0	200	0	3 720
0306271200	Whiteleg shrimps, breeder	0	1 676	0	48 297
0306272200	Whiteleg shrimps,other than breeder,live	1 220	5 296	39 854	151 406
0306299900	Crustaceans, flours, meal and pellets,in other than airtight contain	0	18 745	0	126 734
0307191000	Oysters, frozen	793	48 894	10 824	210 767
0307291000	Scallops, frozen	116 740	530 007	166 859	1 256 062
0307491000	Cuttle fish and squid, frozen	42 021	1 294 196	176 820	1 690 657
0307591000	Octopus, frozen	93 783	477 565	348 479	1 155 348
0307602000	Snails, other than sea snails, fresh,chilled or frozen	0	48 880	0	46 768
0307791000	Clams, cockles and ark shells; frozen	843	843	11 519	11 519
0307991000	Oth molluscs;incl flours, meals&pellets,for human consumption, fr	0	72 000	0	151 760
0401101000	Milk&cream of a fat <=1%, not addedsugar/sweet,not concentrate	0	47 896	0	97 990
0401109000	Milk&cream of a fat <=1%, not addedsugar/sweet, not in liquid for	760	86 998	6 366	272 789
0401201000	Milk&cream of 1%?a fat_6%, not addedsugar/sweet,not concentr	21 114	171 731	20 931	244 330
0401209000	Milk&cream of 1%?a fat_6%, not added sugar/oth sweet, not in lic	475	40 213	1 362	56 254
0401401000	Milk&cream of 6%?a fat_10%, not addedsugar/sweet,not concent	0	215 979	0	490 224
0401409000	Milk&cream of 6%?a fat_10%, not addedsugar/sweet, in other for	118 398	1 065 718	312 043	3 061 396
0401501000	Milk and cream of a fat >10%, not addedsugar/sweet,not concentr	53 247	974 900	125 595	2 578 262
0401509000	Milk and cream of a fat >10%, not addedsugar/sweet, not in liquid	20 611	132 513	57 090	391 826
0402104100	Milk&cream of fat_1,5%,in solid form, noadded sugar/sweet, cont	8 702 550	76 195 963	25 065 826	249 702 913
0402104900	Milk&cream of fat_1,5%,in solid form, noadded sugar/sweet, cont	125 260	1 075 260	371 729	3 480 714
0402109100	Milk&cream of fat_1,5%,in solid form,added sugar/sweet, contain	300 000	9 187 425	900 500	28 883 321
0402109900	Milk&cream of fat_1,5%,in solid form,added sugar/sweet, contain	233 145	3 383 056	647 308	11 439 368
0402212000	Milk&cream fat >1,5%,in solid form, notadded sugar/sweet, conta	974 479	25 146 256	3 279 251	93 461 622
0402219000	Milk&cream fat >1,5%,in solid form, notadded sugar/sweet, conta	1 375 440	10 941 360	7 646 158	45 505 911
0402292000	Milk&cream fat >1,5%,in solid form,added sugar/sweet, contain v	99 000	3 282 775	445 307	11 399 477



**I.3. IMPOR MENURUT KOMODITI / IMPORT BY HS COMMODITY**  
**\*\*\* AGUSTUS/AUGUST 2012 \*\*\***

HS	Uraian Komoditi Commodity Description	Berat Bersih / Net Weight (Kg)		Nilai / Value C.I.F (US\$)	
		Bulan ini Current Month	Kumulatif Cum.Jan. to date	Bulan ini Current Month	Kumulatif Cum.Jan. to date
0402299000	Milk&cream fat >1,5%.in solid form,added sugar/sweet, contain v	864 150	6 752 851	6 949 689	60 472 156
0402910000	Other milk&cream, not containing addedsugar/other sweetening	0	77 245	0	240 697
0402990000	Other milk&cream, containing addedsugar/other sweetening	173 358	3 401 946	286 388	4 556 639
0403102000	Yoghurt in liquid form,whether/notcondensed,contain flavour/not	0	129	0	8 158
0403109000	Yoghurt in not liquid form, containfruits,nuts, cocoa, flavour/not	13 707	165 554	39 431	418 226
0403901000	Buttermilk, concentrated/add sugar/sweetcontaining fruits,nuts, c	670 225	3 578 936	1 787 203	11 150 612
0403909000	Curdled milk&cream,kephir&oth fermented/acidified milk&cream	6 686	172 268	35 280	469 497
0404100000	Whey&modified whey, whether/notconcentrated/added sugar/sv	7 788 160	63 909 130	15 551 750	136 308 215
0404900000	Products consist natural milk;whether/not added sugar/sweet, n.e	319 197	2 137 404	760 657	6 850 533
0405100000	Butter	348 533	4 948 933	1 472 967	22 490 556
0405200000	Dairy spreads	0	3 645	0	8 668
0405901000	Anhydrous butterfat	395 285	4 140 774	1 158 475	19 428 473
0405902000	Butter oil	0	58 800	0	319 242
0405909000	Other fats and oils derived from milk	0	201 738	0	909 174
0406101000	Fresh (unripened or uncured) cheese,including whey cheese	442 497	5 533 532	1 819 502	23 013 192
0406102000	Curd	0	995	0	99
0406201000	Grated/powdered cheese,of all kinds,in packages of a gross weigh	7 740	98 860	72 479	904 927
0406209000	Grated/powdered cheese,of all kinds,in packages of a gross weigh	53 023	263 855	422 884	1 566 540
0406300000	Processed cheese,not grated or powdered	312 401	3 234 914	1 541 235	16 236 683
0406900000	Other cheese	575 013	4 099 891	2 164 788	16 964 799
0408110000	Egg yolks, whether/not containing addedsugar/oth sweetening, d	3 455	272 497	20 475	1 389 175
0408190000	Egg yolks, whether/not containing addedsugar/oth sweetening, ot	0	32 100	0	93 419
0408910000	Birds' eggs, not in shell, whether/notcontaining added sugar/swee	70 229	479 542	371 921	2 678 849
0408990000	Oth birds eggs, not in shell, whether/not added sugar/sweet, oth t	0	458	0	1 358
0409000000	Natural honey	79 800	1 478 574	292 206	6 099 976
0410001000	Birds' nests, edible	0	70	0	36 201
0410009000	Other edible products of animal origin,not elsewhere specified or i	725	5 219	52 976	321 549
0501000000	Human hair, unworked, whether or notwashed or scoured; waste	3 999	38 409	191 000	4 783 676
0502100000	Pigs', hogs' & boars' bristles and hair and waste thereof	0	2 000	0	15 500
0502900000	Badger hair and other brush making hairand waste thereof	102 000	768 641	555 948	4 283 464
0505101000	Duck feathers and down, of a kind usedfor stuffing	14 836	536 545	476 641	18 781 519
0505109000	Feathers and down other than duck,of a kind used for stuffing	169	8 442	13 578	527 368
0505901000	Duck feathers and down, used other thanfor stuffing	30 202	195 663	898 076	4 669 183
0505909000	Other skins&parts of birds; powder&waste of feather, used oth th	31 888	2 792 968	208 427	2 461 622
0508001000	Coral&similar material,unworked/simpleprepared but not otherwi	0	4 000	0	80 000
0508002000	Shells of molluscs, crustaceans/echinoderms,unworked/simplepre	0	116 904	0	336 050
0508009000	Cuttle-bone,unworked/simplepreparednot cut to shape,powder&	0	176 615	0	80 608
0511100000	Bovine semen	0	45	0	27 644
0511910020	Roes	0	1 000	0	1 000
0511910030	Artemia egg (brine shrimp egg)	0	47 960	0	1 619 769
0511910040	Fish skin	0	1 056	0	23 221
0511910090	Oth product of fish or crustaceans,molluscs or oth.aquatic invertal	8 050	300 387	20 050	384 728
0511991000	Domestic animal semen	128	993	16 634	176 330
0511993000	Natural sponges	2	20	45	255
0511999000	Other animal products not elsewherespecified or included	600 762	4 861 901	533 323	4 339 623
0601100000	Bulbs, tubers, tuberous roots, corms,crowns & rhizomes, dormant	23 562	343 427	9 235	232 075
0601209000	Bulbs,tubers,tuberous roots, corms,crowns & rhizomes, in growth,	0	99 921	0	164 486
0602109000	Unrooted cutting and slips of oth plants	46 000	74 392	7 128	31 728
0602400000	Roses, grafted or not	0	290	0	9 328
0602902000	Orchid seedlings	0	3 054	0	32 136
0602907000	Leatherleaf ferns	0	11 380	0	16 490
0602909000	Other live plants (incl their roots),cuttings&slips; mushroom spawr	1 066	124 059	500 591	2 533 426
0603140000	Chrysanthemums, fresh flowers of a kindsuitable for bouquets/orr	0	8 000	0	228 800
0603190000	Other fresh flowers of a kind suitable for bouquets/ornamental pu	0	454	0	339
0603900000	Cut flowers&flower cuds for bouquets/ornamental,dried,dyed,ble	0	6 254	0	71 642
0604201000	Mosses and lichens, of a kind suitablefor bouquets/ornamental, fr	15 665	61 635	55 584	193 447
0604209000	Foliage,branches&oth parts of plants,grasses,for bouquets/ornam	0	8 000	0	10 800
0604909000	Foliage,branches&oth part plant,grasses,for bouquets/ornam	0	357	0	2 463
0701100000	Potatoes seed, fresh or chilled	0	1 137 650	0	1 330 100
0701900000	Potatoes, other than seed , fresh orchilled	3 378 119	33 337 821	2 071 773	20 787 039
0702000000	Tomatoes, fresh or chilled	5 751	97 712	22 356	152 741
0703101900	Onions,oth.than bulbs for propagation,fresh or chilled	6 268 723	42 721 379	2 762 048	17 252 236
0703102100	Shallots bulbs for propagation, fresh or chilled	54 800	1 836 800	27 400	865 070
0703102900	Shallots,oth than bulbs for propagation, fresh/chilled	567 578	90 592 446	230 138	40 255 389
0703209000	Garlic,oth than bulbs for propagation,fresh/chilled	38 890 394	278 863 079	24 287 530	155 951 360
0703901000	Bulbs of leeks & oth alliaceousvegetables,for propagation,fresh/ch	0	1 185	0	1 412
0703909000	Leeks&oth alliaceous vegetables,oth than bulbs for propagation, fi	12 172	444 129	22 305	436 805
0704101000	Cauliflowers, fresh or chilled	36 450	360 368	54 335	394 955
0704102000	Headed broccoli, fresh or chilled	53 434	419 752	82 805	585 003
0704200000	Brussels sprouts, fresh or chilled	22	137	73	424
0704901100	Cabbages, round (drumhead), fresh orchilled	0	603 140	0	294 713

**I.3. IMPOR MENURUT KOMODITI / IMPORT BY HS COMMODITY**  
**\*\*\* AGUSTUS/AUGUST 2012 \*\*\***

HS	Uraian Komoditi Commodity Description	Berat Bersih / Net Weight (Kg)		Nilai / Value C.I.F (US\$)	
		Bulan ini Current Month	Kumulatif Cum.Jan. to date	Bulan ini Current Month	Kumulatif Cum.Jan. to date
0704901900	Cabbages, oth than round (drumhead),fresh or chilled	4 033	803 927	5 918	755 092
0704909000	Kohlrabi, kale and similar ediblebrassicac, fresh or chilled	34 306	548 734	44 333	536 295
0705110000	Cabbage lettuce (head lettuce), fresh or chilled	9 223	92 082	22 497	126 970
0705190000	Other lettuce, fresh or chilled	7 441	30 203	11 376	43 755
0706101000	Carrots, fresh or chilled	2 095 652	39 864 651	1 194 081	21 839 457
0706102000	Turnips, fresh or chilled	0	160	0	579
0706900000	Salad beetroot,salsify,celeriac,radishes & similar edible roots,fresh	109	3 170	315	4 865
0707000000	Cucumbers and gherkins, fresh/chilled	501	2 477	1 596	9 536
0708100000	Peas (Pisum sativum), shelled/unshelled, fresh/chilled	490 397	4 251 119	281 444	2 173 438
0708209000	Oth beans, shelled/unshelled, fresh/chilled	23 000	150 587	21 160	152 394
0708900000	Other leguminous vegetables, shelled/unshelled, fresh or chilled	2 787	242 271	23 717	340 863
0709200000	Asparagus, fresh or chilled	0	1 443	0	1 963
0709300000	Aubergines (egg-plants),fresh/chilled	0	22	0	74
0709400000	Celery oth than celeriac,fresh/chilled	15 203	92 240	20 713	132 120
0709510000	Mushrooms of the genus Agaricus, freshor chilled	16 351	158 067	23 039	280 766
0709591000	Truffles, fresh or chilled	6 670	122 190	10 006	164 732
0709599000	Oth mushrooms, fresh or chilled	83 101	666 976	133 531	1 023 643
0709601000	Chillies (fruits of genus Capsicum),fresh or chilled	142 796	2 041 766	128 888	1 806 231
0709609000	Oth fruits of the genus Capsicum or ofthe genus Pimenta, fresh or	490	514 061	1 165	458 399
0709700000	Spinach, New Zealand spinach & orachespina (garden spinach), f	1 044	15 667	1 080	19 818
0709910000	Globe artichokes, fresh or chilled	0	28	0	49
0709930000	Pumpkins,aquash&gourds (Cucurbita spp.), fresh or chilled	481	1 110	1 038	3 108
0709990000	Other vegetables, fresh or chilled	23 102	268 357	24 577	296 720
0710100000	Potatoes (uncooked or steamed/boiledcooked), frozen	570 352	4 221 016	583 109	4 024 750
0710210000	Peas (Pisum sativum), shelled/unshelled,uncooked or steamed/bo	84 910	429 713	121 517	553 128
0710220000	Beans (Vigna spp,Phaseolus spp), shelled/unshelled,uncooked/ste	0	3 720	0	10 989
0710290000	Other leguminous vegetables, shelled/unshelled, uncooked/steam	93 562	937 271	111 432	1 194 341
0710300000	Spinach,New Zealand spinach and orachespina (garden spinach)	9 215	28 663	25 598	82 318
0710400000	Sweet corn, uncooked/steamed/boiled,frozen	135 260	741 707	230 541	1 174 525
0710800000	Other vegetables,uncooked/steamed/boiled, frozen	10 444	333 679	18 177	433 666
0710900000	Mixtures of vegetables,uncooked/steamed/boiled, frozen	84 710	675 377	90 838	746 331
0711209000	Olives, provisionally preserved in otherpreservative solutions	4 002	11 870	11 317	37 333
0711409000	Cucumber&gherkins, provisionallypreserved in oth preservative sc	4 781	10 298	11 641	17 069
0711901000	Sweet corn, provisionally preserved	0	29 932	0	132 598
0711902000	Chillies (fruits of genus Capsicum),provisionally preserved	350 944	1 461 091	328 412	1 410 032
0711903100	Capers, provisionally preserved bysulphur dioxide gas	0	19	0	274
0711903900	Capers, provisionally preserved in other preservative solutions	457	547	1 293	1 401
0711906000	Other vegetables,provisionally preservedby sulphur dioxide gas	0	1 297	0	3 181
0711909000	Other vegetables,provisionally preservedoth than by sulphur diox	2 080	251 818	3 666	210 176
0712200000	Onios, dried, whole, cut, sliced ,broken/in powder, but not further	416 632	3 117 918	1 179 074	7 843 314
0712310000	Mushrooms of genus Agaricus,dried,whole,broken/powder,but no	6 900	14 255	24 673	91 919
0712320000	Wood ears (Auricularia spp),dried,whole,broken/powder, but not f	29 310	231 493	37 850	269 432
0712330000	Jelly fungi ,dried,whole,cut, broken/in powder,but not further pre	1 050	76 250	1 365	84 285
0712391000	Truffles,dried,whole,cut,sliced,broken/in powder,but not further p	0	37 686	0	100 386
0712399000	Other mushrooms,dried,whole,cut,slice,broken/powder,but not fu	23 667	254 375	65 472	559 339
0712901000	Garlic,dried,whole,cut,sliced,broken/in powder,but not further pre	258 525	2 716 967	509 369	3 662 932
0712909000	Oth vegetables/mix of vegetables,dried,whole,broken/powd,but n	166 954	2 636 753	217 711	4 624 707
0713101000	Peas (pisum sativum),dried,shelled,wheth/not skinned/split, for sc	0	10 000	0	29 328
0713109000	Peas (pisum sativum),dried,shelled,wheth/not skinned/split, oth t	2 092 886	8 560 666	1 025 933	3 750 376
0713209000	Chickpeas(garbanzos),dried,shelled,whether/not skinned, oth thar	0	229 073	0	155 345
0713319000	Beans (Vigna mungo hepper/Vigna radiatawilczek),dried,shelled,o	5 015 892	52 534 381	3 928 651	40 354 189
0713329000	Small red(Adzuki) beans dried,shelled,whether/not skinned, oth th	0	48 728	0	42 079
0713331000	Kidney beans,incl white pea beans,dried,shelled,whether/not skini	0	98	0	895
0713339000	Kidney beans,incl white pea beans,dried,shelled, oth than for sowi	37 118	1 642 709	21 672	816 233
0713359000	Cow peas,dried,shelled,whether/notskinned/split, oth than for sov	100 000	1 352 637	41 000	744 813
0713399000	Oth beans, dried, shelled, whether/notskinned/split, oth than for s	285 000	1 942 960	90 554	1 345 883
0713409000	Lentils, dried, shelled, whether/notskinned/split, oth than for sowi	85	785	803	4 873
0713509000	Broad beans&horse beans,dried,shelled,whether/not skinned, oth	285 700	9 214 660	228 164	6 955 253
0713909000	Oth dried leguminous vegetables,shelled,whether/not skinned, otl	541 719	7 443 171	541 123	6 503 780
0714101100	Manioc (cassava),dried chips, sliced orin form of pellets	0	7 106 107	0	1 798 607
0714201000	Sweet potatoes, frozen	2 322	9 089	4 833	16 332
0714209000	Sweet potatoes, not frozen	0	4 197	0	5 465
0714409000	Taro (Colocasia spp.), not frozen	0	2 783	0	3 658
0714901900	Sago pith, not frozen	4 030	70 345	6 120	102 722
0714909900	Arrowroot,salep,Jerusalem artichokes,root w/ high starch/inulin, r	17 208	102 827	20 931	122 865
0801110000	Coconuts, desiccated, dried	170 955	338 587	275 109	556 297
0801120000	Coconuts, in the inner shell (endocarp), fresh	0	113	0	160
0801190000	Coconuts,oth than desiccated&in the inershell, fresh/dried, wheth	81 209	833 857	81 630	760 269
0801220000	Brazil nuts, shelled, fresh or dried	0	2 045	0	11 842
0801310000	Cashew nuts, in shell, fresh or dried	0	31 810	0	29 583
0801320000	Cashew nuts, shelled, fresh or dried	63 731	572 759	283 340	3 331 283

**I.3. IMPOR MENURUT KOMODITI / IMPORT BY HS COMMODITY**  
**\*\*\* AGUSTUS/AUGUST 2012 \*\*\***

HS	Uraian Komoditi Commodity Description	Berat Bersih / Net Weight (Kg)		Nilai / Value C.I.F (US\$)	
		Bulan ini Current Month	Kumulatif Cum.Jan. to date	Bulan ini Current Month	Kumulatif Cum.Jan. to date
0802110000	Almonds, in shell, fresh or dried	11 600	23 600	65 192	75 992
0802120000	Almonds, shelled, fresh or dried	9 730	554 221	56 501	3 025 555
0802220000	Hazelnut/filberts, shelled, fresh/dried	3 402	24 758	30 390	198 469
0802320000	Walnuts, shelled, fresh or dried	0	25 848	0	277 840
0802410000	Chestnuts (Castanea spp.), in shell,fresh or dried	495	15 909	939	19 933
0802420000	Chestnuts (Castanea spp.), shelled,fresh or dried	0	948	0	1 035
0802510000	Pictachios, in shell, fresh or dried	11 000	82 008	7 700	57 575
0802620000	Macadamia nuts, shelled, fresh or dried	0	3 662	0	38 912
0802800000	Areca nuts, whether/not shelled/peeled,fresh or dried	0	17 004	0	17 092
0802900000	Other nuts, whether/not shelled/peeled,fresh or dried	0	198 462	0	213 244
0803100000	Plantains, fresh or dried	10	672 756	35	292 548
0803900000	Bananas, oth than plantains,fresh or dried	125 005	624 376	55 345	472 344
0804100000	Dates, fresh or dried	113 793	18 546 716	298 082	23 071 801
0804200000	Figs, fresh or dried	0	696	0	1 626
0804300000	Pineapples, fresh or dried	0	9 756	0	15 172
0804400000	Avocados, fresh or dried	575	51 826	1 647	45 155
0804501000	Guavas, fresh or dried	71	33 710	146	43 403
0804502000	Mangoes, fresh or dried	0	1 008 676	0	910 528
0804503000	Mangosteens, fresh or dried	0	699	0	345
0805101000	Oranges, fresh	3 772 744	23 758 688	3 029 356	18 992 852
0805102000	Oranges, dried	0	112	0	406
0805200000	Mandarin,clementines,wilkins&similarcitrus hybrids, fresh/dried	2 200 501	156 848 171	2 203 398	153 059 662
0805400000	Grapefruit, including pomelos, fresh ordried	8 390	260 081	7 597	219 910
0805500000	Lemons and limes, fresh or dried	387 173	2 311 699	376 212	2 311 682
0805900000	Other citrus fruit, fresh or dried	1 364	72 520	1 763	89 518
0806100000	Grapes, fresh	7 285 438	42 254 120	14 207 624	89 071 782
0806200000	Grapes, dried	132 120	1 254 586	224 969	2 593 291
0807110000	Watermelons, fresh	3 970	262 296	8 798	179 414
0807190000	Other melons, fresh	11 557	687 455	14 516	595 771
0807209000	Other papaws (papayas), fresh	0	82 946	0	58 681
0808100000	Apples, fresh	16 542 262	131 802 580	15 283 103	117 866 288
0808300000	Pears, fresh	6 887 238	89 757 614	5 443 919	71 874 982
0808400000	Quinces, fresh	0	48	0	170
0809100000	Apricots, fresh	0	1 966	0	4 027
0809290000	Oth cherries, fresh	31	31	104	104
0809300000	Peaches, including nectarines, fresh	43 555	55 893	33 079	61 495
0809401000	Plums, fresh	20 464	109 536	30 966	168 128
0809402000	Sloes, fresh	0	46	0	166
0810100000	Strawberries, fresh	0	119 820	0	304 586
0810300000	Black, white or red currants andgooseberries,fresh	0	18 318	0	73 653
0810400000	Cranberries, bilberries & other fruitsof the genus vaccinium, fresh	0	24 415	0	125 129
0810500000	Kiwi fruit, fresh	375 366	2 223 824	808 787	5 113 720
0810600000	Durians, fresh	1 934 352	16 619 077	2 782 620	24 344 518
0810700000	Persimmons, fresh	597	18 684	1 067	35 473
0810901000	Longans (including mata kucing), fresh	32 452 319	90 638 000	37 703 577	105 443 667
0810902000	Lychees, fresh	0	1 241 270	0	1 053 727
0810903000	Rambutan, fresh	0	333 969	0	278 627
0810904000	Langsat, starfruit, fresh	0	899	0	750
0810905000	Jackfruits (cempedak and nangka), fresh	0	44 265	0	34 306
0810906000	Tamarinds, fresh	16 450	1 732 876	12 432	1 276 398
0810909200	Dragon fruit, fresh	864 915	8 961 328	727 219	7 519 968
0810909300	Sapodilla (ciku fruit), fresh	0	34 047	0	29 805
0810909900	Other fruit, fresh	18 500	280 124	19 881	267 217
0811100000	Strawberries, uncooked/steamed/boiled,frozen, whether/not add	25 000	290 955	32 000	639 325
0811200000	Raspberries,blackberries,mulberries,loganberries,currants,gooseb	0	48 398	0	223 895
0811900000	Other fruit&nuts,uncooked/steamed/boiled,frozen, whether/not a	80	241 739	759	1 128 858
0812100000	Cherries, provisionally preserved,not for immediate consumption	0	37 812	0	138 519
0812909000	Oth fruit&nuts,provisionally preserved,not for immediate consum	0	53 377	0	231 144
0813100000	Apricots, dried	0	902	0	2 109
0813200000	Prunes, dried	0	12 737	0	23 327
0813300000	Apples, dried	57	496	538	2 511
0813401000	Longans, dried	0	292	0	525
0813402000	Tamarinds, dried	0	5 644 242	0	3 271 545
0813409000	Other fruit,oth than heading 08.01 to08.06, dried	11 208	65 982	31 514	260 553
0813503000	Mixture of nuts/dried fruits of whichdates predominate by weight	0	121 778	0	331 457
0814000000	Peel of citrus fruit/melons,watermelons,fresh,frzn,dried/provision	0	1 919	0	18 943
0901111000	Arabica WIB/robusta OIB, not roasted,not decaffeinated	1 203 410	41 052 651	3 487 576	88 937 100
0901119000	Coffee oth than Arabica WIB/robusta OIB,not roasted,not decaffei	0	5 050 568	0	10 297 992
0901121000	Arabica WIB/robusta OIB, not roasted,decaffeinated	0	3 555	0	35 610
0901129000	Coffee oth than Arabica WIB/robusta OIB,not roasted, decaffeinat	0	13	0	308
0901211000	Coffee, roasted, not decaffeinated,unground	60 648	244 848	642 928	1 824 454

**I.3. IMPOR MENURUT KOMODITI / IMPORT BY HS COMMODITY**  
**\*\*\* AGUSTUS/AUGUST 2012 \*\*\***

HS	Uraian Komoditi Commodity Description	Berat Bersih / Net Weight (Kg)		Nilai / Value C.I.F (US\$)	
		Bulan ini Current Month	Kumulatif Cum.Jan. to date	Bulan ini Current Month	Kumulatif Cum.Jan. to date
0901212000	Coffee, roasted, not decaffeinated,ground	130	51 440	4 690	454 275
0901221000	Coffee, roasted, decaffeinated,unground	0	38 247	0	506 433
0901222000	Coffee, roasted, decaffeinated, ground	0	2 773	0	49 922
0901902000	Coffee substitutes containing coffee	0	400	0	2 147
0902101000	Green tea leaves (not fermented), in packings _ 3 kg	2	3	4	6
0902109000	Green tea, oth than leaves, (notfermented), in packing _ 3 kg	7 539	24 865	11 058	57 557
0902201000	Green tea leaves (not fermented),in packing > 3 kg	415 580	4 562 445	432 371	5 045 225
0902209000	Green tea, oth than leaves (notfermented), in packing > 3 kg	18 941	180 027	84 666	754 564
0902301000	Black tea (fermented) & partly fermented tea, leaves, in packing _	0	96 932	0	84 044
0902309000	Black tea (fermented) & partly fermented tea,oth than leaves, in p	3 200	72 891	173 881	1 860 085
0902401000	Black tea (fermented) & partly fermented tea, leaves, in packing >	324 191	6 982 434	219 834	4 689 412
0902409000	Black tea (fermented) & partly permented tea, oth than leaves, in	442 838	3 375 935	968 763	7 019 938
0904111000	White pepper, neither crushed nor ground	394 800	2 774 949	547 596	3 982 014
0904112000	Black pepper, neither crushed nor ground	60 000	639 710	372 000	4 774 732
0904119000	Other pepper, neither crushed nor ground	22	73 660	67	86 113
0904121000	White pepper, crushed or ground	0	2 494	0	18 559
0904122000	Black pepper, crushed or ground	732	57 257	5 562	203 227
0904129000	Other pepper, crushed or ground	298	8 767	1 440	34 719
0904211000	Chillies (fruits of the genus Capsicum),dried, neither crushed nor g	741 965	10 896 703	652 349	10 550 538
0904219000	Oth fruits of genus Capsicum/Pimenta,dried,neither crushed nor g	114 661	1 678 045	84 687	1 211 101
0904221000	Chillies (fruits of the genus Capsicum),dried, crushed/ground	177 462	1 567 326	177 629	1 982 570
0904229000	Oth fruits of genus Capsicum/ Pimenta,dried, crushed/ground	1 100	638 258	13 499	840 911
0905100000	Vanilla, neither crushed nor ground	501	10 539	27 002	246 301
0905200000	Vanilla, crushed or ground	7 900	27 439	10 888	60 683
0906110000	Cinnamon (Cinnamomum zeylanicum blume),neither crushed nor	0	5 000	0	11 250
0906190000	Cinnamon-tree flowers, neither crushednor ground	0	48 058	0	200 858
0906200000	Cinnamon and cinnamon-tree flowers,crushed or ground	1 110	259 990	12 068	868 215
0907100000	Cloves (whole fruit, cloves & stems),neither crushed nor ground	21 000	6 979 585	205 000	109 405 972
0908110000	Nutmeg, neither crushed nor ground	0	29 150	0	521 644
0908120000	Nutmeg, crushed or ground	200	12 283	12 129	227 961
0908310000	Cardamoms, neither crushed nor ground	500	1 096	251	1 411
0908320000	Cardamoms, crushed or ground	0	20 283	0	9 160
0909210000	Seeds of coriander, neither crushed norground	950 291	9 769 256	396 960	3 652 842
0909220000	Seeds of coriander, crushed or ground	2 355	10 917	1 005	32 478
0909310000	Seeds of cumin, neither crushed norground	250 695	1 719 893	262 242	2 065 612
0909320000	Seeds of cumin, crushed or ground	2 500	8 336	7 252	39 872
0909611000	Seeds of anise, neither crushed norground	21 500	753 069	94 042	1 440 584
0909613000	Seeds of caraway, neither crushed norground	52 864	1 836 988	49 703	1 590 082
0909619000	Seeds of fennel or juniper berries,neither crushed nor ground	31 018	324 927	19 686	122 677
0909621000	Seeds of anise, crushed or ground	1 500	2 741	452	25 461
0909623000	Seeds of caraway, crushed or ground	0	85 828	0	25 878
0909629000	Seeds of fennel or juniper berries,crushed or ground	0	12 993	0	6 202
0910110000	Ginger, neither crushed nor ground	1 037 571	17 549 230	831 979	12 432 200
0910120000	Ginger, crushed or ground	500	35 601	251	89 839
0910200000	Saffron	123	123	350	350
0910300000	Turmeric (curcuma)	19 700	78 585	59 082	294 927
0910911000	Curry	0	28 435	0	103 275
0910919000	Mixtures of spices, other than curry	0	28 681	0	134 617
0910991000	Thyme; bay leaves	520	3 592	2 645	32 888
0910999000	Other spices	64 496	1 055 686	45 796	707 589
1001110000	Durum wheat seed	0	1 480 790	0	430 483
1001190000	Durum wheat, oth than seed	6 797 002	93 716 464	2 102 917	28 179 902
1001991910	Wheat grains without husk,oth than seed, for human consumption	449 341 050	3 145 404 858	159 554 566	1 078 012 082
1001991990	Other wheat, oth than seed, for humanconsumption	96 820 751	804 766 516	29 532 548	268 374 293
1001999090	Other wheat, oth than seed, not forhuman consumption	2 029 415	25 517 099	549 108	5 619 369
1002900000	Rye, oth than seed	10 000	10 000	10 600	10 600
1003900000	Barley, oth than seed	0	22 500	0	9 500
1004900000	Oats, oth than seed	17 950	213 015	7 332	149 607
1005100000	Maize (corn), seed	48 751	822 509	108 083	2 466 473
1005901000	Popcorn, oth than seed	409 749	2 869 491	362 151	2 190 265
1005909000	Oth maize (corn), oth than seeds	138 876 611	1 011 578 775	37 864 743	283 162 938
1006101000	Rice in the husk (paddy or rough),suitable for sowing	420	5 204 936	3 691	18 207 180
1006109000	Rice in the husk (paddy or rough),oth than for sowing	0	18 159 050	0	9 835 609
1006201000	Husked (brown) rice of Thai Hom Malirice	0	50 000	0	55 000
1006303000	Glutinous rice, semi-milled or whollymilled, whether/not polished,	24 300 000	156 634 830	13 843 850	91 907 057
1006304000	Thai Hom Mali rice, semi-milled/whollymilled, whether/not polish	25 000	32 294 761	26 250	19 021 402
1006309100	Oth semi-milled or wholly milled rice,whether/not polished/glazec	100 000	29 863 607	71 500	29 200 750
1006309900	Oth semi/wholly milled rice, whether/notpolished/glazed, oth tha	617 596	655 503 487	582 253	359 450 824
1006409000	Broken rice, oth than for animal feed	10 275 000	133 832 400	3 782 589	52 890 682
1007900000	Grain sorghum, oth than seed	383 200	4 195 710	106 146	1 171 127
1008100000	Buckwheat	0	1 900 089	0	851 010

**I.3. IMPOR MENURUT KOMODITI / IMPORT BY HS COMMODITY**  
**\*\*\* AGUSTUS/AUGUST 2012 \*\*\***

HS	Uraian Komoditi Commodity Description	Berat Bersih / Net Weight (Kg)		Nilai / Value C.I.F (US\$)	
		Bulan ini Current Month	Kumulatif Cum.Jan. to date	Bulan ini Current Month	Kumulatif Cum.Jan. to date
1008290000	Millet, oth than seed	432 480	9 835 920	180 535	4 062 365
1008300000	Canary seeds	186 340	1 859 956	140 788	1 292 648
1008900000	Other cereals	26	109 799	246	105 239
1101001010	Wheat flour fortified	18 525 005	267 889 987	7 048 904	107 736 622
1101001090	Wheat flour not fortified	10 952 563	62 396 420	4 076 811	22 451 545
1102200000	Maize(corn) flour	17 154	111 002	10 134	61 235
1102909000	Oth cereal flours, oth than wheat/meslin/maize/rice/rye flour	0	1 980 198	0	867 073
1103112000	Groats & meals of wheat,durum/hard wheat semolina	514	2 470	1 990	12 062
1103119000	Groats & meals of wheat, oth durum/hardwheat semolina	302 000	5 095 691	150 050	2 565 913
1103130000	Groats & meals of maize/corn	633	10 822	1 495	16 585
1103192000	Groats & meals of rice	0	99 260	0	17 172
1103199000	Groats & meals of oth cereals, oth thanmeslin & rice	0	400	0	1 467
1103200000	Cereal pellets	0	35 467	0	42 851
1104120000	Cereal grains of oats, rolled or flakedgrains	70 434	3 219 985	62 466	2 669 960
1104191000	Cereal grains of maize(corn), rolled orflaked grains	0	16 733	0	10 883
1104199000	Cereal grains of oth cereals, oth thanoat/maize(corn), rolled or flal	1 925	2 030	1 210	1 668
1104220000	Cereal grains of oats,hulled,peraled,sliced /kibbled	0	12 540	0	29 314
1104230000	Cereal grains of maize (corn), hulled,peraled, sliced/kibbled	0	162 000	0	147 720
1104292000	Cereal grains of barley,hulled,peraled,sliced/kibbled	19	69	182	589
1104299000	Cereal grains of oth cereals, hulled,peraled, sliced/kibbled	9 296	257 796	26 218	230 089
1104300000	Germ of cereals, whole, rolled, flaked/ground	0	33	0	168
1105100000	Flour, meal & powder of potatoes	7 751	128 213	34 693	278 858
1105200000	Flakes, granules & pellets of potatoes	331 541	3 875 017	529 104	5 682 205
1106100000	Flour,meal & powder of dried leguminousvegetbls of head 07.13	0	601	0	433
1106202100	Meal of sago	0	401	0	2 172
1106202900	Flour & powder of sago	1 597	7 389	4 502	20 535
1106209000	Flour,meal & powder of roots/tuber head07.14, oth than manioc(	0	44 736	0	205 010
1106300000	Flour,meal & powder of edible fruits andnuts of prod.chap.8	4 175	201 321	54 874	828 582
1107100000	Malt,not roasted	2 400 794	21 099 744	1 336 909	11 990 819
1107200000	Malt,roasted	2 295	104 923	5 440	104 927
1108110000	Wheat starch	336 500	2 236 389	134 710	1 041 752
1108120000	Maize(corn) starch	4 582 395	52 250 724	2 244 046	25 493 425
1108130000	Potato starch	3 790 000	16 362 631	1 507 470	9 215 251
1108140000	Manioc(cassava) starch	58 907 077	550 777 351	27 278 646	249 242 554
1108199000	Other starches (oth than wheat,maize,potato, manioc & sago)	3 000	18 603	13 364	106 253
1108200000	Inulin	282 800	3 332 195	804 927	9 888 611
1109000000	Wheat gluten, whether or not dried	273 500	3 258 106	148 229	2 493 379
1201100000	Seed of soya beans,whether or not broken	0	716 042	0	380 143
1201900000	Soya beans, oth than seed, whether ornot broken	143 000 807	1 177 982 537	92 500 254	694 518 759
1202300000	Seed of ground-nuts, whether/not shelled/broken	0	1 544 364	0	2 030 380
1202410000	Oth than seed of ground-nut,not roasted/ othwise cooked,in shell	5 397 833	49 473 374	6 614 812	58 808 822
1202420000	Oth than seed of ground-nut,not roasted/cooked,shelled,whether.	9 503 150	100 236 510	10 752 371	117 752 574
1203000000	Copra	0	51 500	0	7 434
1204000000	Linseed, whether or not broken.	0	32 248	0	31 538
1205900000	Not low erucic acid rape or colza seedswhether or not broken	0	160 679	0	73 602
1206000000	Sunflower seeds, whether or not broken	810 581	10 422 231	336 062	4 396 779
1207101000	Palm nuts & kernels, whether/not brokenuitable for sowing	551	23 306	85 426	484 006
1207210000	Cotton seeds, seed, whether/not broken	0	3 482	0	102 235
1207290000	Cotton seeds, oth than seed, whether/or not broken	0	21 100	0	34 815
1207300000	Castor oil seeds, whether or not broken	0	1 000	0	4 000
1207401000	Sesamum seeds, whether or not broken,edible	622 831	6 998 352	494 132	5 322 788
1207409000	Sesamum seeds, whether or not broken,not edible	116 137	1 884 692	59 858	1 040 014
1207500000	Mustard seeds,whether or not broken	5 725	5 745	16 189	16 964
1207700000	Melon seeds,whether or not broken	0	8 032	0	9 465
1207910000	Poppy seeds,whether or not broken	0	29	0	420
1207999000	Other oil seeds & oleaginous fruits,whether or not broken	42 375	192 250	390 196	1 055 570
1208100000	Flours and meals of soya beans	631 786	1 867 366	752 901	3 707 226
1208900000	Flours&meals of oth oil seed/oleaginousfruits oth than mustard	0	4 836	0	3 156
1209250000	Rye grass(loilium multiflorum lem,loliumperenne l.) seeds, used fo	0	57	0	1 062
1209299000	Other seed of forage plants, of a kindused for sowing	20 026	215 193	408 628	1 943 966
1209919000	Other vegetable seeds, other than onion seeds, of a kind used for :	4 063	205 889	580 026	4 372 145
1209999000	Other seed, fruit, and spores, of a kindused for sowing	46 338	803 170	605 505	4 742 489
1210100000	Hop cones, neither ground nor powdered,nor in the form of pellet	0	7 499	0	29 559
1210200000	Hop cones,ground,powdered or in the form of pellets; lupulin	0	20 650	0	102 225
1211201000	Ginseng roots,cut, crushed/powdered form,fresh/dried	0	8 638	0	193 802
1211209000	Ginseng roots, not in cut or crushed orpowdered form, fresh/driec	0	2 300	0	28 201
1211901100	Cannabis,in cut,crushed/ powdered form,used for pharmacy, fres	0	57 163	0	24 983
1211901300	Rauwolfia serpentina roots,for pharmacy,in cut/crushed/powdere	250 777	1 995 161	493 346	4 103 987
1211901400	Other plants, in cut,crushed or powdered form, used for pharmacy	90 030	729 575	144 048	1 167 736
1211901900	Other plants & parts of plants, in otherforms, for pharmacy	0	157 434	0	341 960
1211909100	Pyrethrum, in cut,crushed/powdered form,fresh/dried	10 000	58 514	67 600	382 663

**I.3. IMPOR MENURUT KOMODITI / IMPORT BY HS COMMODITY**  
**\*\*\* AGUSTUS/AUGUST 2012 \*\*\***

HS	Uraian Komoditi Commodity Description	Berat Bersih / Net Weight (Kg)		Nilai / Value C.I.F (US\$)	
		Bulan ini Current Month	Kumulatif Cum.Jan. to date	Bulan ini Current Month	Kumulatif Cum.Jan. to date
1211909500	Agarwood (gaharu) chips, fresh/dried	0	37 264	0	44 985
1211909600	Liquorice roots, fresh/dried	0	157 292	0	486 733
1211909700	Bark of persea (Persea Kurzii Kostern),fresh/dried	0	26 000	0	136 500
1211909800	Oth plants&parts of plants, not forpharmacy, in cut,crushed/powd	96	1 728	1 500	29 934
1211909900	Oth plants&parts of plants, not forpharmacy, not cut,crushed/pow	0	359 957	0	2 144 303
1212212000	Gracilaria lichenoides,fresh,chilled,frozen,dried, for human consun	0	299	0	1 154
1212219000	Other seaweed & algae, fresh, chilled,frozen,dried, for human con	2 540	71 597	132 994	734 594
1212291100	Seaweeds & oth algae,fresh,chilled/dried of a kind used in pharma	0	1	0	62
1212291900	Seaweeds & oth algae,fresh,chilled/dried used in dyeing,tanning,p	0	20 966	0	47 615
1212292000	Seaweeds & oth algae,fresh,chilled/dried for oth,not for human cc	0	14 760	0	95 339
1212293000	Seaweeds & oth algae,frozen, not forhuman consumption	0	6 499	0	21 270
1212920000	Locust bean(carob),fresh,chilled,frozen/dried, whether/not ground	22 500	443 750	17 431	355 016
1212990000	Other vegetable product, for humanconsumption, n.e.s or include	17 381	45 451	7 500	27 621
1213000000	Cereal straw & husks,unprepared,whether/not chopped,ground,pr	0	1 500	0	7 950
1214100000	Lucerne (alfalfa) meal and pellets	479 582	1 642 201	203 354	695 439
1214900000	Other forage products,whether/not in forof pellets,oth than lucer	11 000	334 752	11 831	202 578
1301200000	Gum arabic	36 370	325 290	150 449	1 285 456
1301901000	Gum benjamin	166	5 611	750	25 134
1301902000	Gum damar	88 500	695 100	119 305	1 025 044
1301903000	Cannabis resin	45	445	450	2 363
1301904000	Lac	0	600	0	11 850
1301909000	Other natural gum and resin	5 214	116 062	86 789	1 458 247
1302119000	Saps and extracts of other opium,whether or not modified	175	8 688	1 975	7 125
1302120000	Saps and extracts of liquorice, whetheror not modified	19 495	391 555	190 978	3 267 106
1302130000	Saps and extracts of hops,whether or not modified	0	12 278	0	402 752
1302192000	Extracts and tinctures of cannabis	0	133	0	47 756
1302193000	Other medicinal extracts derived fromvegetable products, whethe	9 808	70 323	582 534	4 534 062
1302194000	Vegetable saps&extracts of pyrethrum/ofthe root of plants containi	425	18 025	25 200	214 186
1302195000	Japan (or chinese) lacquer (naturallacquer)	0	175	0	4 639
1302199000	Other vegetable saps and extracts	57 923	816 500	1 217 500	11 188 458
1302200000	Pectic substances, pectinates & pectates	10 730	155 435	123 404	1 666 002
1302310000	Agar-agar	60 466	538 422	138 289	719 807
1302320000	Mucilages&thickeners, whether/not modif,derived from locust be	117 127	2 145 224	1 538 996	20 556 813
1302391010	Carageenan in powder form	17 625	126 311	208 538	1 560 647
1302391090	Carageenan not in powder form	0	26 810	0	527 660
1302399000	Oth mucilages & thickeners, whether/notmodified,derived from ve	34 491	965 442	341 818	8 770 657
1401100000	Bamboos used primarily for plaiting,cleaned, bleached/dyed	17 265	71 103	13 812	56 054
1401201990	Other whole rattans, used primarily forplaiting, cleaned, bleached,	0	2 834	0	4 709
1404200000	Cotton linters	76	76	1 386	1 386
1404902010	Barks of a used primarily in tanning	0	126 240	0	92 202
1404902090	Oth vegetable products of a kind usedin tanning/dyeing, oth than l	0	10 459	0	25 394
1404909000	Oth vegetable prodcts not used primarilyin tanning/dyeing, nes	60 707	952 574	44 538	746 395
1502101000	Edible tallow of bovine animals,sheep or goats, other than heading	0	18 000	0	28 800
1502109000	Unedible tallow of bovine animal, sheepor goats, other than head	0	163 400	0	137 522
1504102000	Solid fractions of fish-liver oils, whet/not refined, not chemically r	0	100	0	1 865
1504109000	Oth than solid fract of fish-liver oilswhet/not refined,not chemica	112 450	585 963	151 883	986 475
1504201000	Solid fraction of fats&oil fish oth thanliver oils, not chemically moc	136 485	1 000 183	863 069	5 145 514
1504209000	Oth than solid fract of fats&oils fishoth than liver oils,not chemical	454 235	6 982 943	733 398	10 190 887
1504309000	Oth solid fraction of fats & oils ofmarine mammals,not chemically	0	2 280	0	18 240
1505001000	Lanolin	0	72 471	0	795 857
1505009000	Wool grease & fatty substance derivedtherefrom, oth than lanolin	0	27 919	0	167 651
1506000000	Oth animal fats&oils&their fractions wht/not refined, not chemica	22 343	109 703	37 729	173 137
1507100000	Crude oil of soya bean, whether/notrefined, whether/not degumn	0	1 110	0	2 547
1507901000	Fraction of unrefined soya-bean oil,not chemically modified	123 920	2 029 011	178 671	3 077 755
1507909000	Fraction of refined soya-bean oil,not chemically modified	1 586 751	11 261 071	2 388 611	17 090 424
1508100000	Crude oil of ground-nut, whether/notrefined, not chemically modi	0	5	0	770
1508901000	Fraction of unrefined ground-nut oil,whet/not refined,not chemica	0	2	0	176
1508909000	Fraction of refined ground-nut oil, whet/not refined,not chemical	82	1 593	655	10 166
1509101000	Virgin olive oil,packing of net weight_30 kg, not chemically modifi	34 514	222 988	109 429	843 374
1509109000	Virgin olive oil,packing of net weight>30 kg,not chemically modifi	31 495	307 086	148 091	1 309 210
1509901100	Fraction of unrefined olive oil,packingof net weight _30 kg	0	2 109	0	9 298
1509909100	Fraction of refined olive oil,in packingof net weight _30 kg	17 169	34 804	60 534	122 962
1509909900	Fraction of refined olive oil,in packingof net weight >30 kg	30 172	151 371	11 648	364 101
1510002000	Fractions of unrefined oil, solely fromolives,whet/not refined,not c	0	4 475	0	8 617
1510009000	Fractions of refined oil, solely fromolives,whet/not refined,not che	12 159	30 290	44 051	89 058
1511901900	Unsolid fractions of unrefined palm oil,not chemically modified	0	22	0	429
1511909110	Solid fractions of refined palm oil,packing of a net weight_20kg	0	27 000	0	43 538
1511909200	Unsolid fractions of refined palm oil,packing net weight_20kg	4 213	91 029	5 248	118 784
1511909900	Unsolid fractions of refined palm oil,packing net weight>20kg	6 853	363 928	10 885	484 961
1512191000	Fractions of unrefined sunflower-seed/safflower oil	413	98 036	32 151	242 943
1512199000	Fractions of refined sunflower-seed/safflower oil	141 792	2 261 344	304 009	4 330 310

**I.3. IMPOR MENURUT KOMODITI / IMPORT BY HS COMMODITY**  
**\*\*\* AGUSTUS/AUGUST 2012 \*\*\***

HS	Uraian Komoditi Commodity Description	Berat Bersih / Net Weight (Kg)		Nilai / Value C.I.F (US\$)	
		Bulan ini Current Month	Kumulatif Cum.Jan. to date	Bulan ini Current Month	Kumulatif Cum.Jan. to date
1512299000	Fractions of refined cotton seed oil	0	1 828	0	6 652
1513191000	Fractions of unrefined coconut oil, notchemically modified	0	70 680	0	130 294
1513199000	Fractions of refined coconut oil, notchemically modified	28 848	158 554	81 026	439 519
1513291100	Solid fractions of unrefined palm kerneloil	0	360 000	0	707 800
1513299100	Solid fractions of refined palm kerneloil	20 000	120 000	29 800	215 400
1513299700	Oth fractions of refined babassu oil	0	403	0	1 604
1514110000	Crude oil of low erucid acid rape orcolza	29 795	220 147	35 284	251 789
1514191000	Fraction of unrefined low erucid acidrape/colza oil	0	16 555	0	33 591
1514199000	Fraction of refined low erucid acidrape/colza oil	155 104	1 318 128	277 323	2 274 293
1514911000	Crude oil of not low erucid acid otherrape/colza	568	3 519	14 595	92 247
1514919000	Crude oil of mustard	0	120	0	898
1514991000	Fractions of unrefined rape/colza/mustard oil	0	41 040	0	62 437
1514999100	Fractions of refined oth rape/colza oil	166 750	744 710	264 545	1 177 588
1514999900	Fractions of refined mustard oil	0	67 233	0	117 869
1515190000	Fractions of linseed oil, whether/notrefined, not chemically modifi	136 280	1 556 510	210 749	2 471 511
1515210000	Crude oil of maize (corn)	0	23 870	0	30 385
1515291900	Unsolid fraction of unrefined maize(corn) oil	0	45 553	0	75 769
1515299100	Solid fraction of refined maize (corn)oil	15 360	76 800	29 030	145 150
1515299900	Unsolid fraction of refined maize (corn)oil	43 627	862 678	124 157	2 271 929
1515301000	Crude oil of castor	55 200	196 190	131 324	522 358
1515309000	Fractions of castor oil, whether/notrefined, not chemically modifi	7 457	952 348	13 409	1 776 120
1515502000	Fraction of unrefined sesame oil, not chemically modified	0	652	0	4 020
1515509000	Fraction of refined sesame oil, not chemically modified	3 353	945 671	11 933	1 437 377
1515901200	Fractions of unrefined tengkawang oil,not chemically modified	3 200	3 200	22 576	22 576
1515901900	Fractions of refined tengkawang oil,not chemically modified	0	15 405	0	47 089
1515902100	Crude oil of tung	0	380	0	200
1515902900	Fractions of refined tung oil, notchemically modified	0	46 149	0	111 535
1515909100	Crude oil of other fixed vegetable oils	0	264 794	0	223 160
1515909200	Fractions of unrefined other fixedvegetable oils	0	50	0	1 338
1515909900	Fractions of refined other fixedvegetable oils, oth fixed vegetable l	53 313	502 347	93 632	1 580 238
1516101000	Animal fats & oils & their fractions,inpacking net weight _10 kg	0	23 079	0	50 570
1516109000	Animal fats & oils & their fractions,inpacking net weight<10 kg	15 000	15 000	37 500	37 500
1516201100	Re-esterified fats & oils of soya bean & its fraction	18 480	172 732	59 282	562 369
1516201200	Re-esterified fats & oils of crude palmoil and its fraction	196 800	1 816 666	348 800	3 640 138
1516201300	Re-esterified fats&oils of palm oil,oththan crude and its fraction	76 760	1 302 023	132 413	2 242 978
1516201400	Re-esterified fats & oils of coconut and its fraction	199 800	801 785	310 989	1 221 948
1516201800	Re-esterified fats & oils of linseed &its fraction	0	11 960	0	23 920
1516201900	Re-esterified fats&oils of oth vegetable fat&oils, and its fraction	11 377	94 134	22 792	227 186
1516202110	Hydrogenated fats in flakes of palm oil	0	4 192	0	11 338
1516202130	Hydrogenated fats in flakes of palmstearin	0	21 960	0	32 720
1516202150	Hydrogenated fats in flakes of palmkernel olein	420 590	3 782 150	632 366	5 605 992
1516202170	Hydrogenated fats in flakes of coconuts	0	366	0	882
1516202190	Hydrogenated fats in flakes of ground-nut, soya beans	0	3 123	0	17 489
1516202300	Hydrogenated fats in flakes of olives	0	272	0	2 625
1516202900	Hydrogenated fats in flakes of othervegetable fats & oils	259 403	4 443 722	569 975	9 072 918
1516205200	Palm stearin, w/ iodine value _ 48, RBD	33 250	502 255	49 350	773 953
1516209300	Other fat & oils of olives and theirfractions	7 629	49 146	45 707	262 697
1516209400	Other fat & oils of soya beansand their fractions	0	2 052	0	15 391
1516209500	Hydrogenated castor oil (opal wax)	20	35 807	298	88 843
1516209600	Refined, bleached and deodorised (RBD)palm kernel stearin only	134	14 093	2 185	34 808
1516209700	Hydrogenated & RBD palm kernel stearinor olein	79 340	317 470	110 766	497 180
1516209800	Oth fat & oils of ground-nuts, palm oilor coconuts and their fractio	395	5 697	218	50 831
1516209900	Oth vegetable fats and oils and theirfractions	183 101	1 283 025	279 439	2 218 651
1517100000	Margarine,excl. liquid margarine	112 778	989 319	213 329	2 119 574
1517902000	Liquid margarine	22 085	259 385	40 813	763 777
1517903000	Margarine of a kind use as mouldrelease preparations	1	199	20	362
1517904300	Shortening	14 753	490 800	24 380	1 042 877
1517905000	Solid mixtures or prep of vegetable fats or oils or of their fractions	17 000	344 646	15 555	446 750
1517906200	Liquid mixtures or prep of crude palmoil predominates	90 180	1 219 712	243 297	3 225 432
1517906400	Liquid mixtures or prep of oth palm oilpredominates,packng net w	0	24 791	0	58 331
1517906700	Liquid mixtures or prep of soya-beanoil predominates	0	19 617	0	51 512
1517906900	Liquid mixtures or prep of oth vegetablefats/oil predominates	12 000	210 595	27 173	441 372
1517909000	Oth edible mixtures or prep of animal or vegetable fats or oils	358 380	3 235 858	1 795 445	21 526 813
1518001200	Animal fats&oils,boiled,dehydrated,oxidasd,sulphurisd,blown,poly	0	28 300	0	66 190
1518001400	Ground-nut,soya-bean, palm/coconut oilboiled,dehydrated,oxidasd	274 814	2 597 772	523 294	4 835 712
1518001500	Linseed oil&its fract,boiled, oxidised,dehydrated,sulphurised,blow	1 621	26 870	1 890	46 684
1518001600	Olive oil&its fract, boiled, oxidised,dehydrated,sulphurised,blown,	4 900	48 077	9 799	91 789
1518001900	Oth vegetbl fat&oils&their fract,boiled,dehydrate,sulphurise,blow	32 450	527 032	78 709	790 276
1518002000	Inedible mixtures/preparation of animalfats/oils or of different fat	32 054	901 247	54 400	1 488 057
1518003100	Inedible mixtures/preparations of oilpalm fruit/palm kernels fats/c	0	16 082	0	52 246
1518003500	Inedible mixtures/preparations of ground-nuts fats/oils/of differer	0	112 000	0	192 880

**I.3. IMPOR MENURUT KOMODITI / IMPORT BY HS COMMODITY**  
**\*\*\* AGUSTUS/AUGUST 2012 \*\*\***

HS	Uraian Komoditi Commodity Description	Berat Bersih / Net Weight (Kg)		Nilai / Value C.I.F (US\$)	
		Bulan ini Current Month	Kumulatif Cum.Jan. to date	Bulan ini Current Month	Kumulatif Cum.Jan. to date
1518003600	Inedible mixtures/preparations of soya-beans/coconuts fats/oils/c	32 000	812 800	51 600	1 336 930
1518003700	Inedible mixtures/preparations of cotton seeds fats/oils/of differ f	4 130	33 929	13 279	110 022
1518003900	Inedible mixtures/preparations of othervegetable fats/oils/of diffe	137 936	1 005 427	517 454	3 530 186
1518006000	Inedible mixture/preparations of animal/vegetable fats/oils/of the	8 657	52 056	32 099	220 329
1520001000	Crude glycerol	20 000	136 000	7 200	87 400
1520009000	Glycerol waters & glycerol lyes	1 797	23 551	23 924	207 335
1521100000	Vegetable waxes(oth.than triglycerides)whether or not refined or	107 697	398 487	330 945	1 648 609
1521901000	Beeswax & oth insect waxes,whether/ notrefined or colored	500	5 500	2 907	23 907
1522009000	Residues resulting from the treatment offatty substan or animal/v	13 440	1 621 044	19 721	2 184 849
1601001000	Sausags&smilar prdct of meat,meat offal/blood,prepare of it,in air	0	94 796	0	116 160
1601009000	Sausags&smilar prdct of meat,meat offal/blood, not in airtight cor	3 808	22 872	8 361	46 330
1602109000	Homogenised preparation of meat, offal/blood,not cont pork,not i	77 358	240 509	297 444	1 117 182
1602329000	Oth prepared/preserved meat, offal/bloodof fowls of species gallu	316	316	1 522	1 522
1602411000	Hams & cuts thereof of swine,in airtight containers	0	89 093	0	111 170
1602429000	Shoulders & cuts thereof of swine,not in airtight containers	0	10 490	0	12 980
1602491100	Luncheon meat of swine, in airtightcontainers	29 030	162 721	31 584	200 233
1602499900	Oth prepared meat,meat offal/blood ofswine,not in airtight contai	5 483	63 811	17 934	203 287
1602500000	Oth prepared/preserved meat, offal/blood of bovine animals	143 083	783 021	789 290	4 228 897
1603001000	Extracts & juices of chicken, w/ herbs	0	42 846	0	147 153
1603003000	Extracts&juices of oth meat,fish/crusta,molluscs/aquatic invertebr	18 000	86 324	17 100	107 790
1603009000	Extracts&juices of oth meat,fish/crusta,molluscs/aquatic invertebr	40 495	81 378	45 843	463 060
1604111000	Salmon, whole/in pieces, not in minced,in airtight containers	0	5 215	0	45 847
1604119000	Salmon, whole/in pieces, not in minced,not in airtight containers	0	388	0	375
1604131100	Sardines, whole/in pieces,not in minced,in airtight containers	0	6 813	0	23 119
1604139100	Sardinella&brisling/sprats,whole/in piec ,not in minced,in airtight c	1 404	73 038	3 654	119 145
1604141100	Tunas,whole/in pieces, not in minced,in airtight container	15 857	155 728	57 750	786 883
1604141900	Skipjack & bonito(sarda spp.), whole/inpieces,not in minced,in airt	0	31	0	353
1604149000	Tunas,skipjack,bonito,whole/ in pieces,not in minced,not in airtigh	50 500	150 726	339 928	957 003
1604151000	Mackerel, whole/in pieces,not in minced, in airtight containers	23 466	226 289	60 838	677 226
1604159000	Mackerel, whole/in pieces,not in minced, not in airtight containers:	117 540	1 116 305	210 680	1 678 610
1604161000	Anchovies, whole/in pieces,not in minced, in airtight containers	0	1 250	0	34 154
1604179000	Eel,whole/in pieces,not in minced,notin airtight containers	0	8 500	0	350 031
1604199000	Oth fish,whole/in pieces, not in minced, not in airtight containers	0	283	0	250
1604202900	Fish sausages,not in airtight containers	2 138	68 324	1 704	47 323
1604209100	Oth prepared/preserved fish, in airtight containers	0	52	0	399
1604209310	Fish & shrimp ball, frozen, boiled orsteamed	4 196	40 972	20 196	171 435
1604209390	Oth frozen minced fish, boiled/steamed	22 380	141 427	73 130	450 912
1604209900	Other prepared/preserved fish, not inairtight containers	31 279	316 093	100 337	1 060 108
1604320000	Caviar substitutes prepared from fish egg	0	4 016	0	4 345
1605101000	Crabs,prepared,in airtight containers	0	60 219	0	1 291 019
1605109000	Crabs,prepared,not in airtight container	65 728	132 758	736 159	1 242 818
1605211000	Shrimps paste,not in airtight containers	0	803	0	4 807
1605219020	Shrimp breaded,not in airtight container	0	754	0	5 223
1605219090	Other prepared shrimps&prawns, not inairtight containers	0	53 787	0	540 480
1605291000	Shrimps paste, in airtight containers	4 646	7 334	29 970	46 725
1605299020	Shrimp breaded, in airtight containers	0	3 020	0	16 569
1605299090	Other prepared shrimps&prawn,in airtightcontainers	0	31	0	55
1605400000	Oth crustaceans, prepared/preserved	3 298	14 576	5 903	40 556
1605510000	Oysters,prepared/preserved	2 641	44 325	5 633	46 898
1605520000	Scallops,incl'd queen scallops, prepared/preserved	0	2 508	0	3 717
1605540000	Cuttle fish & squid, prepared/preserved	0	5 388	0	7 827
1605550000	Octopus, prepared/preserved	0	5 810	0	5 735
1605560000	Clams, cockles & arkshells, prepared/preserved	0	268	0	259
1605570000	Abalone, prepared/preserved	0	259	0	724
1605590000	Oth molluscs, prepared/preserved	0	5 147	0	15 860
1605690000	Oth aquatic invertebrates, prepared/preserved	0	327	0	348
1701120000	Beet sugar,raw,not added flavour/colour	0	18 700 000	0	11 420 948
1701130000	Cane sugar,raw, not added flavour/colour	13 000 000	136 950 000	6 842 711	86 403 336
1701140000	Oth cane sugar, raw, not added flavour/colour	116 200 000	1 362 262 254	65 655 750	821 323 436
1701991100	Refined sugar,white	1 918 065	44 605 517	1 409 425	31 839 397
1701999000	Chemically pure sucrose, in solid form	4	256	11	685
1702110000	Lactose & lactose syrup,lactose_99%, asanhydrous lactose,calculai	1 506 439	13 808 268	3 317 866	25 019 671
1702190000	Lactose & lactose syrup,lactose<99%	344 596	2 556 818	546 974	5 158 028
1702200000	Maple sugar & maple syrup	13 066	73 552	15 585	98 295
1702301000	Glucose,no fructose or in dry state w/fructose<20%	1 520 186	18 377 217	1 255 010	14 293 561
1702302000	Glucose syrup,no fructose / in dry statew/ fructose<20%	2 583 401	44 332 974	1 458 377	22 717 740
1702400000	Glucose & glucose syrup, containing 20%_fructose< 50%,excl inver	341 750	2 263 926	229 985	1 553 684
1702500000	Chemically pure fructose	312 250	3 198 650	391 685	3 874 981
1702601000	Fructose,in dry state w/ fructose>50%excl invert sugar	85 635	1 203 441	49 840	763 952
1702602000	Fructose syrup,in dry state w/ fructose>50%, excl invert sugar	1 354 979	18 883 687	769 475	10 832 250
1702901100	Chemically pure maltose,in dry statew/ fructose 50%	242 000	3 613 850	144 874	2 498 744



**I.3. IMPOR MENURUT KOMODITI / IMPORT BY HS COMMODITY**  
**\*\*\* AGUSTUS/AUGUST 2012 \*\*\***

HS	Uraian Komoditi Commodity Description	Berat Bersih / Net Weight (Kg)		Nilai / Value C.I.F (US\$)	
		Bulan ini Current Month	Kumulatif Cum.Jan. to date	Bulan ini Current Month	Kumulatif Cum.Jan. to date
1702901900	Maltose syrup,in dry state w/ fructose50%	538 442	7 426 773	393 876	5 177 395
1702902000	Artificial honey,whether/not mixed withnatural honey,in dry w/ fr	13 173	276 821	58 403	785 024
1702903000	Flavoured/coloured sugars (excl maltose),fructose 50%	2 222	13 454	6 268	37 061
1702904000	Caramel,fructose 50%	148 753	3 406 416	219 365	4 508 918
1702909100	Syrup of sugar, in dry state w/ fructose50%	0	78 890	0	128 563
1702909900	Other sugar,incl invert sugar and sugarsyrup blends, in dry w/ fruc	517 940	11 727 196	741 737	12 073 975
1703109000	Cane molasses,not added flavour/colour	0	16 914	0	13 990
1703909000	Oth molasses result from extract/refineof sugar,not add flavour/c	22 030 300	92 919 684	4 308 637	18 493 850
1704100000	Chewing gum,whether/not sugar-coated	4 005	469 929	34 887	1 981 519
1704901000	Medicated pastilles & drops	136 615	524 321	843 230	3 048 821
1704902000	White chocolate, not containing cocoa	8 095	76 369	48 853	396 580
1704909100	Oth sugar confectionery,not cont.cocoa,soft,cont gelatin	114 302	1 905 227	468 718	6 194 475
1704909900	Oth sugar confectionery,not cont.cocoa,oth soft,cont gelatin	442 052	5 931 795	1 338 037	14 880 748
1801000000	Cocoa beans,whole/broken,raw/roasted	1 792 490	16 709 081	4 525 519	43 653 646
1802000000	Cocoa shells, husks, skins & other cocoa waste	0	50 031	0	5 331
1803100000	Cocoa paste,not defatted	20 500	191 760	64 593	790 438
1803200000	Cocoa paste,wholly/partly defatted	115 692	476 814	557 352	2 320 037
1804000000	Cocoa butter,fat & oil	232	6 014	1 936	70 714
1805000000	Cocoa powder,not containing add sugar or other sweetening matt	477 155	7 303 063	2 406 315	38 540 037
1806100000	Cocoa powder,containing add sugar or oth sweetening matter	196 676	1 847 237	235 628	2 114 685
1806201000	Chocolate confectionary in blocks, slab/bars,weight>2kg	165 175	2 719 137	599 435	10 255 477
1806209000	Other chocolate, liquid,paste,granular/oth bulk form,packing>2kg	42 899	474 127	151 738	1 551 166
1806311000	Filled chocolate confectionary in blocks,slabs,bars,weight_2kg	14 910	422 573	167 191	2 969 964
1806319000	Other chocolate,in blocks,slabs,bars,weight_2kg	33 361	306 963	94 740	2 039 034
1806321000	Chocolate confectionary in blocks,slabsbars,not filled,weight_2kg	23 548	541 893	150 489	3 095 200
1806329000	Other chocolate,in blocks,slabs,bars,not filled,weight_2kg	1 864	96 296	9 188	297 355
1806901000	Chocolate confectionary in tablets orpastilles	34 504	187 161	190 527	1 061 788
1806903000	Food preparations of flour,meal,starch,malt extract, cont 40%_coc	0	33	0	535
1806909000	Oth chocolate and food preparation contcocoa	96 811	1 107 496	1 192 951	8 527 615
1901101000	Preparations for infant use of maltextract, for retail sale	23 274	108 992	187 158	408 062
1901102000	Preparations for infant use of goods ofhead 04.01-04.04, for retail	0	238 836	0	3 169 199
1901103000	Preparations for infant use of soya bean powder, for retail sale	281 112	4 745 604	763 983	12 771 835
1901109900	Oth preparations for infant use,w/ cocoa<40%, for retail sale	23 755	689 724	88 061	2 466 094
1901201000	Mixes & doughs of flour, groats, meal,starch/malt extract, not con	43 349	427 320	124 610	1 143 569
1901202000	Mixes & doughs of flour, groats, meal,starch/malt extract, contain	1 412	19 037	3 541	38 748
1901203000	Oth mixes and doughs for prep. ofbakers wares, not containing co	54 824	731 600	99 940	1 783 831
1901204000	Oth mixes and doughs for prep. ofbakers wares, containing cocoa	8 051	30 334	15 961	74 611
1901902000	Malt extract	1 232 066	9 195 225	3 402 799	22 802 309
1901903100	Filled milk, of goods of heading04.01 to 04.04	72 960	867 872	113 050	3 510 127
1901903200	Oth than filled milk, containing cocoapowder of goods of head. 04	530 221	4 571 018	1 382 085	12 473 916
1901903900	Oth of goods of heading 04.01 to 04.04	23 994	688 420	101 074	2 592 725
1901904100	Oth soya based preparation, in powderform	0	71 892	0	221 328
1901904900	Oth soya based preparations, in otherform	0	3 098 423	0	7 615 987
1901909100	Oth soya based preparation Medical foods	0	6 766	0	19 452
1901909990	Oth than kerupuk of shrimps	348 152	1 605 791	1 244 817	4 885 613
1902110000	Uncooked pasta, not stuffed/otherwiseprepared, containing eggs	81 474	768 717	91 697	871 852
1902192000	Uncooked pasta,not stuffed/otw prep.notcont.eggs,rice vermicelli	9 322	101 741	10 912	137 734
1902193000	Uncooked pasta,not stuffed/otw prep.notcont. eggs, transparent v	130 300	1 568 528	133 657	1 645 969
1902194000	Uncooked pasta, not stuffed/otherwiseprepared, not containing e	382	11 093	211	32 456
1902199000	Uncooked pasta, not stuffed/otherwiseprepared, not containing e	162 637	1 526 006	194 329	2 174 499
1902201000	Stuffed pasta with meat or meat offal,whether or not cooked or o	25 704	104 404	102 881	412 066
1902209000	Stuffed pasta w/o meat/meat offal,fish,crustac/mollsc,wthr/not cc	0	264	0	518
1902302000	Oth pasta, instant rice vermicelli	2 456	53 215	7 040	100 715
1902303000	Oth pasta, transparant vermicelli	26 000	542 814	26 000	594 889
1902304000	Oth pasta, oth instant noodles	75 760	860 532	217 527	2 644 916
1902309000	Oth pasta,not instant rice vermicelli,transp vermicelli,oth instant n	49 725	898 585	102 695	1 475 962
1902400000	Couscous	0	5 699	0	12 846
1903000000	Tapioca&substitutes thf prep fr starch,in flake,grain,pearl,sifting/ s	62 637	2 811 326	56 333	1 290 761
1904101000	Prep food obtain by the swell/roastingof cereals/cereal products, (	298 169	2 573 382	1 012 554	7 260 559
1904109000	Prep food obtain by the swell/roastingof cereal/cereal product,no	116 091	998 053	405 336	3 367 796
1904201000	Prepared foods obtained from unroastedcereal flakes	1 232	87 745	2 521	159 619
1904209000	Prep food obtain fr mixture f unroastedcereal flake and roast cer f	38 179	337 864	82 716	721 082
1904901000	Rice preparations, includingpre-cooked rice	1 536	159 210	7 584	470 578
1904909000	Oth prepared foods obtainedof cereals or cereal products	49 185	147 826	57 137	378 077
1905100000	Crispbread	3 849	118 678	11 672	341 526
1905200000	Gingerbread and the like	0	27	0	266
1905311000	Sweet biscuits not containing cocoa	177 976	1 700 938	473 155	4 148 808
1905312000	Sweet biscuits containing cocoa	31 935	820 426	154 951	4 286 899
1905320000	Waffles and wafers	107 803	1 574 722	344 908	5 096 575
1905401010	Rusk,toastd bread & sim toasted product,bread crumb nosugar,ho	90 612	1 148 321	122 193	1 545 137
1905401090	Rusk,toastd bread & sim toasted product,not bread crumb nosuga	0	488	0	5 611

**I.3. IMPOR MENURUT KOMODITI / IMPORT BY HS COMMODITY**  
**\*\*\* AGUSTUS/AUGUST 2012 \*\*\***

HS	Uraian Komoditi Commodity Description	Berat Bersih / Net Weight (Kg)		Nilai / Value C.I.F (US\$)	
		Bulan ini Current Month	Kumulatif Cum.Jan. to date	Bulan ini Current Month	Kumulatif Cum.Jan. to date
1905409000	Rusk,toastd bread & sim toasted product,bread crumb w/ sugar,hc	25 328	111 917	93 590	362 414
1905902000	Other unsweetened biscuits	2 944	62 947	8 450	233 174
1905903000	Cakes	140 371	1 869 366	188 425	2 681 955
1905904000	Pastries	1 394	41 936	2 697	149 742
1905907000	Communion wafers, sealing wafers,rice paper and similar products	0	5	0	43
1905908000	Other crisp savoury food products	38 906	968 205	163 956	2 949 976
1905909000	Other baker wares	260 872	2 541 252	535 658	5 325 607
2001100000	Cucumbers and gherkins,prepared orpre served by vinegar or acet	8 241	65 479	13 295	106 993
2001901000	Onions, prepared/preserved byvinegar or acetic acid	26 949	160 284	22 888	158 905
2001909000	Oth vegetable,fruit,nuts,edible part ofplant prep/presv by vinegar,	2 520	102 265	7 343	253 371
2002101000	Tomatoe,cooked otw than by steam/boilingin water not prep/pre:	16 128	283 427	13 819	245 063
2002109000	Tomatoe,not cooked otw thn by steam/boilin water not prep/pres	0	63 692	0	76 118
2002901000	Tomato paste,not prepared or preservedby vinegar or acetic acid	1 090 472	7 056 770	866 090	6 062 632
2002902000	Oth tomato powder,prepared/preservedotherwise than by vinega	900	11 000	3 431	37 061
2002909000	Other tomatoes, prepared/preservedotherwise than by vinegar/ac	9 752	146 255	14 211	141 767
2003100000	Mushrooms of the genus agaricus, notprep/presrved by vinegar/a	92 513	1 935 809	78 471	1 881 579
2003901000	Truffles, not prepared/preserved byvinegar or acetic acid	609	2 940	1 438	7 143
2003909000	Oth mushrooms, not prepared/preservedby vinegar or acetic acid	8 631	286 598	13 770	363 958
2004100000	Potatoes, frozen, not preprd/preservedby vinegar or acetic acid	2 191 668	14 817 373	2 247 825	15 998 696
2004901000	Infant food of vegetable&mixtur of vegtfrozn,not prep/presrv by v	0	806	0	12 800
2004909000	Oth vegetables &mixtures of vegetables,frozn,prep/presrv by vine	530 976	3 124 188	639 944	3 680 931
2005109000	Hmgnis vegetbl not in airtightcontainernot frozn,not prep/presrv k	0	46 442	0	125 765
2005201100	Potatoe chip&stick in airtightcontainernot frozn,not prep/presrv b	34 800	626 798	193 138	3 573 784
2005201900	Potat chip&stick no in airtightcontainrnot frozn,not prep/presrv by	3 804	16 754	14 979	135 976
2005209900	Other potatoe,not in airtightcontainsnot frozn,not prep/presrv by	183	3 791	2 125	31 998
2005400000	Peas (pisum sativum), not frozen,notprepard/preservd by vinegar/	113 858	465 095	66 273	258 323
2005510000	Beans,shelled, not frozen, not preparedor preserved by vinegar or	8 274	108 064	21 721	177 974
2005599000	Oth bean not in airtightcontnr,notfroznnot prep/presrv by vinegar	45 046	442 547	54 649	474 982
2005600000	Asparagus, not frozen, not preparedor preserved by vinegar or ace	17 544	606 857	5 805	535 855
2005700000	Olives, not frozen, not preparedor preserved by vinegar or acetic a	1 024	20 481	3 198	61 081
2005800000	Sweet corn-zea mays var.saccharata,notfrozen,not prep by vinega	147 957	1 383 297	143 586	1 102 417
2005910000	Bamboo shoots,not frozen,not preparedby vinegar/acid	34 446	68 890	25 628	51 256
2005991000	Oth vegetabl&mixtr of vegt in airtightcontainr,not frozn,not prep k	6 628	51 355	258 732	1 438 159
2005999000	Oth vgtbl&mixtr of vegt not in airtghtcontainr,not frozn,not prep k	19 431	266 616	20 911	433 786
2006000000	Vegetables,fruit,nuts,fruit-peel &oth parts of plants,preserved by s	5 552	118 374	14 685	245 227
2007100000	Jams, fruit jellies, marmalades, fruit/nut, homogenised preparati	108 297	509 366	210 795	1 692 446
2007910000	Citrus fruit	2 882	23 962	12 521	96 290
2007991000	Fruit pastes oth than of mango,pineapples or strawberries	16 380	730 247	11 384	681 138
2007999000	Fruit pastes of mango, pineapplesor strawberries	221 717	2 035 948	425 265	3 690 903
2008111000	Roasted ground nuts, othwise prepared/ preserved	45 862	346 568	119 446	921 354
2008112000	Peanut butter, othwise prepared/ preserved	38 627	275 229	139 689	942 757
2008119000	Oth ground nuts, othwise prepared/ preserved	32 937	290 571	84 120	669 612
2008191000	Cashew, incl. mixtures,othwiseprepared or preserved	1 929	23 268	21 309	108 746
2008199000	Other nuts and seeds, othwiseprepared or preserved	72 776	558 638	467 639	3 082 542
2008200000	Pineapples, othwise prepared/ preserved	0	4 680	0	3 894
2008301000	Citrus fruit,added sugar/oth.sweetningmatter or spirit,otw prepar	0	142 996	0	193 638
2008309000	Citrus fruit, no sugar/oth.sweetningmatter or spirit,otw prepared/	331 110	2 617 901	377 629	2 723 957
2008401000	Pears,added sugar/oth.sweeteningmatter or spirit,otw prepared/p	1 704	19 707	4 096	28 179
2008501000	Apricots,cont added sugar/oth sweetnigmatter/spirit otw prepare	0	4 627	0	7 199
2008509000	Apricots,no sugar/oth sweetnigmatter/spirit otw prepared/preser	0	2 741	0	4 704
2008601000	Cherries,cont added sugar/oth sweetnigmatter/spirit otw prepare	0	224 346	0	478 372
2008609000	Cherries,no sugar/oth sweetnigmatter/spirit otw prepared/preser	0	15 164	0	19 498
2008701000	Peaches,cont added sugar/oth sweetningmatter/spirit otw prepar	0	275 359	0	427 131
2008709000	Peaches, no sugar/oth sweetningmatter/spirit otw prepared/pres	0	8 854	0	31 594
2008801000	Strawberrie,cont added sugar/oth sweetmatter/spirit otw prepare	0	1 454	0	4 248
2008809000	Strawberrie, no sugar/oth sweeteningmatter/spirit otw prepared/	0	787	0	4 342
2008930000	Cranberries, otherwise prep/preserved,whether or not containing	0	1 844	0	4 433
2008971000	Mixture of stem,root&oth edible partofplant not incl fruit/nut,otw	0	1 419	0	1 817
2008972000	Mxtre oth of stem,root&oth edible partofplant notincl fruit/nut,ot	52 613	289 865	60 536	466 930
2008979000	Oth mixtures othwise prep./preserved	0	40 355	0	95 111
2008991000	Lychees, othwise prepared or preserved	135 362	924 311	106 043	1 047 272
2008992000	Longans, othwise prepared or preserved	63 845	1 077 178	103 181	1 283 054
2008993000	Stem,root&oth.edible part of plant notinc friuts or nuts, otw prep/	0	271 392	0	678 102
2008994000	Othwise prepared or preserved,added sugar/sweetening matter o	48 629	268 647	75 297	611 901
2008999000	Othwise prepared or preserved, notadded sugar/sweetening matt	12 848	4 009 714	39 739	583 440
2009110000	Orange juice, frozen	221 450	2 794 668	575 144	6 822 361
2009120000	Orange juice, not frozen, of a brixvalue not exceeding 20	15 190	512 950	12 736	660 739
2009190000	Other orange juice	17 912	357 093	23 090	402 520
2009210000	Grapefruit (including pomelo) juice,of a brix value not exceeding 2	11 459	47 211	8 106	35 234
2009290000	Other grapefruit juice	83 304	406 077	321 966	1 516 065
2009310000	Juice of any other single citrusfruit, of a brix value not exceeding 2	2 562	13 275	2 220	44 169

**I.3. IMPOR MENURUT KOMODITI / IMPORT BY HS COMMODITY**  
**\*\*\* AGUSTUS/AUGUST 2012 \*\*\***

HS	Uraian Komoditi Commodity Description	Berat Bersih / Net Weight (Kg)		Nilai / Value C.I.F (US\$)	
		Bulan ini Current Month	Kumulatif Cum.Jan. to date	Bulan ini Current Month	Kumulatif Cum.Jan. to date
2009390000	Other juice of any other single citrusfruit	4 446	117 329	9 126	468 274
2009410000	Pineapple juice, of a brix value not exceeding 20	2 846	31 916	1 357	29 968
2009490000	Other pineapple juice	11 960	114 578	23 343	237 001
2009500000	Tomato juice	26 241	160 950	17 915	126 950
2009610000	Grape juice (including grape must), of a brix value not exceeding 20	19 452	340 568	25 930	402 096
2009690000	Other grape juice	60 436	328 714	154 384	1 012 176
2009710000	Apple juice, of a brix value not exceeding 20	32 224	352 637	33 856	348 676
2009790000	Other apple juice	103 480	1 090 491	235 206	2 573 824
2009811000	Cranberry juice for infant use	0	5	0	5
2009819000	Cranberry juice not for infant use	781	98 719	2 463	135 699
2009891000	Blackcurrant juice	0	3 118	0	24 708
2009899900	Oth juice of any oth single fruit /vegetables not for infant use	82 796	911 298	108 890	1 563 529
2009909000	Mixtures of juices not for instant use	267 320	3 008 866	998 055	5 851 543
2101111000	Instant coffee	747 858	5 642 926	5 626 812	40 410 883
2101119000	Extracts, essences and concentrates other than coffee	32 162	382 041	160 361	1 125 929
2101121000	Mixtures in pasta form w/ a basis of ground roasted coffee, cont veg	0	4 653	0	11 783
2101129000	Prep w/ basis extract, essence/concentr/ w/basis coffee, oth thn mxtr ii	63 443	324 770	327 331	1 580 276
2101201000	Tea preparation consisting of a mixture of tea, milk powder and sugar	14 363	114 234	63 272	465 344
2101209000	Oth extract, essence, concentrate, of tea or mate & prep. milk pow	55 045	860 566	332 854	5 355 695
2101300000	Roasted chicory & oth roasted coffee substitute, extract, essence & c	0	758	0	8 043
2102100000	Active yeasts	0	1 535 875	0	4 174 087
2102200000	Inactive yeasts; oth single-cell microorganisms, dead	437 655	4 648 005	651 404	8 183 169
2102300000	Prepared baking powders	208 432	3 081 145	774 109	7 339 159
2103100000	Soya sauce	882 695	8 271 813	705 173	7 647 247
2103200000	Tomato ketchup and other tomato sauces	18 317	343 541	27 151	548 956
2103300000	Mustard flour & meal & prepared mustard	5 605	74 307	16 389	239 734
2103901000	Chilli sauce	59 277	607 920	88 867	1 126 631
2103903000	Fish sauce	102 454	720 016	93 974	669 873
2103904000	Oth mixed condiments and mixed seasonings, including belachan	19 245	231 762	40 716	766 492
2103909000	Oth sauces and preparations therefor; mustard flour & meal & prep	919 602	9 145 963	2 300 054	24 165 661
2104101100	Soups and broths & preparation therefor containing meat for infant	0	131	0	2 010
2104101900	Soups and broths & preparation therefor containing meat not for infant	60	30 848	533	72 412
2104109900	Soups and broths & preparation therefor not containing meat not for infant	47 349	421 188	164 367	1 133 837
2104201100	Homogenised composite food preparation, containing meat for infant	0	181	0	1 696
2104201900	Homogenised composite food preparation, containing meat not for infant	11 431	12 807	22 463	24 657
2104209900	Homogenised composite food preparation, not containing meat not for infant	0	66 490	0	91 747
2105000000	Ice cream and other edible ice, whether or not containing cocoa	59 118	1 320 710	321 996	5 521 508
2106100000	Protein concentrates and textured protein substances	387 600	5 445 568	1 003 914	12 885 820
2106901000	Dried bean curd and bean curd sticks	5 604	45 081	6 370	71 643
2106902000	Flavoured or colored syrups	109 099	1 336 293	439 097	4 671 720
2106903000	Non-dairy creamer	9 274 852	59 343 376	16 366 652	106 496 373
2106904100	Autolysed yeast preparations in powder form	30 898	351 044	302 079	2 733 348
2106904900	Autolysed yeast preparations not in powder form	19 814	115 661	56 586	449 558
2106905100	Non-alcoholic prep of raw material for the manufacture of composite	5 925	221 590	66 696	2 240 872
2106905200	Non-alcoholic composite concentrates for simple dilution w/ water	443 594	2 719 602	8 261 247	45 329 707
2106905300	Ginseng based products	2 187	45 973	65 405	712 035
2106905900	Other non-alcoholic preparations used for making / manufacturing	658 936	3 279 728	2 490 780	13 346 213
2106907000	Food supplements	805 765	3 670 991	13 230 816	64 222 217
2106908000	Fortificant premixes	108 304	842 628	481 975	2 997 001
2106909100	Oth mixtures of chemicals/oth substances of a kind used for food	208	627 286	4 923	917 989
2106909200	Ginseng based preparations	1 532	8 709	13 770	322 727
2106909300	Foods preparations for lactase deficient infants	0	19 929	0	45 602
2106909400	Other food preparations for infant use	0	23 479	0	1 871 744
2106909600	Other medical foods	0	285	0	7 098
2106909800	Other flavouring preparations	68 375	593 855	277 411	2 693 732
2106909910	Tempeh	0	8 001	0	27 750
2106909990	Other food preparations not elsewhere specified or included	1 295 088	8 494 410	12 987 841	74 317 005
2201100010	Mineral waters	340 042	1 876 247	254 815	1 578 555
2201100020	Aerated waters	0	12 312	0	7 620
2201901000	Ice and snow	59	59	336	336
2201909090	Other waters not containing added sugar or oth sweetening matter	0	33 131	0	14 295
2202101000	Sparkling mineral waters and aerated waters, flavoured	329 081	1 795 501	255 605	1 493 689
2202109000	Other waters, containing added sugar/oth sweetening or flavour	2 323 211	17 496 294	1 488 713	12 268 126
2202901000	Flavoured uht milk drinks	0	690 668	0	1 153 301
2202902000	Soya milk drinks	233 843	1 860 292	183 567	1 589 210
2202903000	Oth non-aerated beverage ready for immediate consumption with	1 583 967	10 915 009	1 376 007	11 182 478
2202909000	Oth non-alcoholic beverages, excluding fruit or vegetable juices	1 546 421	23 710 353	979 331	13 679 095
2203001000	Beer made from malt, Stout and porter	0	30 243	0	66 833
2203009000	Other beer made from malt, including ale	15 428	108 067	26 411	194 108
2204100000	Sparkling wine	153	8 363	4 277	113 286
2204211100	Wine, in containers <= 2 l, alcoholic strength by volume <= 15%	1 271	101 656	16 910	487 276

**I.3. IMPOR MENURUT KOMODITI / IMPORT BY HS COMMODITY**  
**\*\*\* AGUSTUS/AUGUST 2012 \*\*\***

HS	Uraian Komoditi Commodity Description	Berat Bersih / Net Weight (Kg)		Nilai / Value C.I.F (US\$)	
		Bulan ini Current Month	Kumulatif Cum.Jan. to date	Bulan ini Current Month	Kumulatif Cum.Jan. to date
2204212100	Grape must,in container <=2 l,alcoholicstrength by volume <= 15%	0	5 545	0	74 122
2204212200	Grape must,in container <=2 l,alcoholicstrength by volume > 15%	14	817	383	10 617
2204291100	Wine, in containers > 2 l, alcoholicstrength by volume <= 15%	0	1	0	1
2204301000	Other grape must, alcoholic strength byvolume <= 15%	17 564	213 093	82 075	1 118 908
2204302000	Other grape must, alcoholic strength byvolume > 15%	0	226	0	1 116
2205102000	Vermouth & oth wine,in container <=2 l,alcoholic strength by volu	0	170	0	2 688
2206002000	Sake (rice wine)	0	11 657	0	38 750
2206009900	Other fermented beverages,including	9 087	9 087	24 447	24 447
2207100000	Undenatured ethylalcohol of alcoholic	9 099	66 980	25 926	226 152
2207201100	Ethyl alcohol of an alcoholic strength	0	10 543	0	24 647
2207201900	Oth denatured ethyl alcohol, including	0	1 369	0	4 316
2208205000	Brandy	1 434	7 659	6 773	82 181
2208209000	Other spirits obtained by distilling	7 394	80 341	206 304	1 628 665
2208300000	Whiskies	3 962	257 875	134 129	3 306 988
2208400000	Rum & oth spirit obtained by	137	14 860	759	127 007
2208500000	Gin & geneva	837	23 303	4 157	246 823
2208600000	Vodka	1 220	52 140	23 637	537 445
2208700000	Liqueurs & cordials	267	38 686	7 466	516 879
2208909000	Other spirituous beverages	0	8 616	0	94 265
2209000000	Vinegar and substitutes for vinegarobtained from acetic acid	67 511	670 866	60 331	746 534
2301100000	Flours, meals & pellets, of meat / meatoffal; greaves	3 476 308	36 492 108	2 876 785	24 765 868
2301201000	Flours,meal&pellet,of fish w/ a proteincontent weight <60% /crust	2 346 952	14 088 479	2 170 152	13 175 726
2301202000	Flours,meal&pellet,of fish w/ a proteincontent weight >=60% /cru:	1 948 788	18 729 592	2 468 477	23 258 373
2301209000	Oth flours,meals&pellets unfit for humanconsumpsion	1 594 125	27 991 624	1 634 552	26 897 487
2302100000	Bran, sharps and other residues of maize(corn)	484 052	4 419 310	466 939	3 475 892
2302300000	Bran, sharps and other residues of wheat	1 254 215	12 193 059	422 728	4 045 060
2302401000	Bran, sharps and other residues of rice	0	111 506	0	18 738
2302500000	Bran, sharps and other residues ofleguminous plants	794 150	5 502 950	236 134	1 734 364
2303101000	Residues of starch manufacture of manioc(cassava) or sago	10 500	58 500	24 150	134 550
2303109000	Other residues of starch and similarresidues	29 459 151	142 538 926	20 517 664	93 387 539
2303300000	Brewing or distilling dregs and waste	24 858 946	159 418 854	7 934 938	49 341 583
2304001000	Defalted soya been flour, fit for humanconsumpsion	58 650	236 050	28 623	135 388
2304009000	Oil-cake&other solid residues, fromextraction of soyabean oil	266 692 272	2 162 145 684	136 352 174	994 283 511
2305000000	Oil-cake&other solid residues,fromextraction of ground-nut oil	0	307 185	0	160 658
2306100000	Oil-cake and other solid residues ofcotton seeds	0	40 000	0	38 836
2306200000	Oil-cake and other solid residues oflinseed	0	6 000	0	6 232
2306300000	Oil-cake and other solid residues ofsunflower seeds	141 270	306 816	34 046	86 767
2306411000	Oil-cake and other solid residues of lowerucic acid rape seeds	2 555 920	65 858 599	721 895	16 659 181
2306412000	Oil-cake and other solid residues of lowerucic acid colza seeds	0	333 600	0	78 400
2306491000	Oil-cake and other solid residues of othrape seeds	3 579 860	31 317 540	1 010 680	7 558 035
2306492000	Oil-cake and other solid residues of othcolza seeds	0	1 873 550	0	469 372
2306500000	Oil-cake and other solid residues ofcoconut/copra	105 000	320 000	4 452	13 451
2306600000	Oil-cake and other solid residues ofpalm nuts or kernels	0	46 260	0	4 649
2306901000	Oil-cake and other solid residues ofmaize (corn) germ	2 858 726	18 321 491	1 929 849	11 033 059
2306909000	Other oil-cake and other solid residues	1 619 830	18 208 592	449 235	4 020 972
2308000000	Vegetable materials and waste, residuesof a kind used in animal fe	15 536	445 461	9 437	334 713
2309101000	Dog or cat food, put up for retail sale,containing meat	663 024	6 643 204	878 231	7 099 248
2309109000	Dog or cat food, put up for retail sale,not containing meat	598 124	11 250 862	933 021	11 954 297
2309901100	Complete feed of a kind suitable forpoultry	145 100	1 923 112	88 087	1 167 926
2309901200	Complete feed of a kind suitable forswine	4 425 788	31 224 046	1 531 188	9 532 184
2309901300	Complete feed of a kind suitable forprawns	205 250	1 347 167	157 643	1 441 302
2309901900	Other complete feed	178 559	661 684	248 817	836 154
2309902000	Premixes, feed supplements and feedadditives for animal	3 562 395	31 867 875	8 068 008	89 025 524
2309903000	Other preparations of a kind used inanimal feeding, containing me	23 225 466	187 239 814	15 834 961	104 920 593
2309909000	Other preparations of a kind used inanimal feeding, not containinç	17 182 279	114 027 762	13 062 024	71 228 897
2401101000	Virginia tobacco, not stemmed/stripped,flue-cured	5 310 675	17 615 839	24 474 288	81 152 679
2401102000	Virginia tobacco, not stemmed/stripped,not flue-cured	13 440	2 330 065	14 784	8 882 796
2401104000	Burley tobacco, not stemmed/stripped	0	617 720	0	2 008 376
2401105000	Oth tobacco, not stemmed/stripped,flue-cured	0	823 728	0	4 055 388
2401109000	Oth tobacco, not stemmed/stripped, notflue-cured	55 408	7 769 625	220 821	51 055 116
2401201000	Virginia tobacco, partly or whollystemmed/stripped,flue-cured	1 276 820	29 707 815	7 789 611	152 876 251
2401202000	Virginia tobacco, partly or whollystemmed/stripped,not flue-cureç	0	1 176 062	0	5 444 062
2401203000	Oriental tobacco, partly or whollystemmed/stripped	784 885	7 792 335	4 146 393	45 542 914
2401204000	Burley tobacco, partly or wholly stemmed/stripped	49 815	1 888 309	308 861	9 582 370
2401205000	Oth tobacco, partly or wholly stemmed/stripped, flue-cured	3 071	2 181 634	135 967	12 631 309
2401209000	Oth tobacco, partly or wholly stemmed/stripped,not flue-cured	664 632	8 676 936	3 097 683	41 794 308
2401301000	Tobacco stems	500 020	9 242 366	404 562	6 244 208
2401309000	Other tobacco refuse	584 616	2 311 301	562 217	2 297 664
2402100000	Cigars, cheroots and cigarillos,containing tobacco	0	22 456	0	288 045
2402202000	Clove cigarettes	0	21 923	0	175 874
2402209000	Other cigarettes containing tobacco	84 232	465 257	1 838 380	7 711 599

**I.3. IMPOR MENURUT KOMODITI / IMPORT BY HS COMMODITY**  
**\*\*\* AGUSTUS/AUGUST 2012 \*\*\***

HS	Uraian Komoditi Commodity Description	Berat Bersih / Net Weight (Kg)		Nilai / Value C.I.F (US\$)	
		Bulan ini Current Month	Kumulatif Cum.Jan. to date	Bulan ini Current Month	Kumulatif Cum.Jan. to date
2402902000	Cigarettes of tobacco substitutes	10	17 350	1 015	517 150
2403110000	Water pipa tobacco	0	199 537	0	928 629
2403191100	Ang hoon, packed for retail sale	0	37 296	0	90 442
2403192000	Oth manufactured tobacco for themanufacture of cigarette	1 133 570	8 111 583	8 316 487	62 931 026
2403199000	Other smoking tobacco, whether or notcontaining tobacco substit	0	126 203	0	319 246
2403911000	Homogenised or reconstituted tobacco,packed for retail sale	0	1 875	0	14 351
2403919000	Homogenised or reconstituted tobacco,packed not for retail sale	198 001	529 293	502 382	2 070 375
2403991000	Tobacco extracts and essences	0	647	0	9 277
2403999000	Oth manufactures tobacco & manufacturedtobacco substitutes	4 490	28 426	38 592	184 323
2501001000	Table salt	22	293	79	1 369
2501002000	Rock salt	3 742	6 718	12 119	29 225
2501005000	Sea water	0	573	0	8 631
2501009010	Oth salt cont. at least 94.7% sodiumchloride calculated on a dry ba	101 074 000	1 605 893 790	4 457 090	79 010 588
2501009090	Other salt and sea water	25 000	3 089 934	3 925	259 859
2502000000	Unroasted iron pyrites	25 000	94 000	9 125	35 085
2503000000	Sulphur of all kinds, oth than sublimed,precipitated and colloidal s	7 692 095	211 639 413	1 939 860	48 603 648
2504100000	Natural graphite, in powder or in flakes	8 077	7 339 821	66 270	2 826 051
2504900000	Natural graphite,not in powder nor inflakes	43 283	497 698	45 491	905 653
2505100000	Silica sands and quartz sands	2 605 800	28 254 868	403 719	4 861 453
2505900000	Other natural sands,whether/not coloredother than metal-bearing	252 934	2 207 338	198 218	1 785 466
2506100000	Quartz	1 427 509	8 116 580	266 389	1 122 368
2506200000	Quartzite	489 457	1 133 650	120 734	399 489
2507000000	Kaolin and other kaolinic clays,whetheror not calcined	9 074 760	86 977 627	2 452 426	23 979 678
2508100000	Bentonite	3 736 042	143 845 197	1 410 079	20 465 083
2508300000	Fire-clay	372 065	4 765 627	151 738	2 063 769
2508401000	Fuller's earth	1 167 773	8 742 614	226 122	1 673 399
2508409000	Other clays	2 890 242	36 757 032	845 754	14 817 870
2508500000	Andalusite, kyanite and sillimanite	281 000	1 485 501	124 833	665 439
2508600000	Mullite	0	1 617 717	0	614 342
2508700000	Chamotte or dinas earths	102 392	1 429 975	41 487	609 231
2509000000	Chalk	16 901	1 112 236	26 975	484 173
2510101000	Apatite, unground	54 310	739 118	110 152	1 051 907
2510109000	Oth natural calcium phosphates,naturalaluminium calcium phosph	42 024 000	664 690 679	8 177 909	112 975 905
2510209000	Oth natural calcium phosphates,naturalaluminium calcium phosph	405 700	2 353 862	136 638	629 562
2511100000	Natural barium sulphate (barytes)	3 730 944	93 897 706	917 707	13 745 237
2511200000	Natural barium carbonate (witherite)	42	70	58	82
2512000000	Siliceous fossil meals and similarsiliceous earths	306 286	2 834 242	177 667	1 995 884
2513100000	Pumice stone	35 112	78 231	30 412	183 491
2513200000	Emery, natural corundum, natural garnetand other natural abrasiv	889 212	17 991 998	213 332	6 277 450
2514000000	Slate, whether or not roughly trimmed ormerely cut	63 838	562 063	16 337	280 266
2515110000	Marble and travertine, crude or roughlytrimmed	0	3 200 620	0	565 904
2515121000	Marble and travertine, merely cut into blocks	6 139 343	24 537 361	811 774	3 659 487
2515122000	Marble and travertine, merely cut into slabs	2 066 229	25 005 005	915 225	10 453 452
2515200000	Ecaussine & other calcareous monumentalor building stone; alaba	0	40	0	300
2516110000	Granite, crude or roughly trimmed	0	2 921 034	0	73 232
2516121000	Granite, merely cut into blocks	470 760	2 250 504	108 174	720 216
2516122000	Granite, merely cut into slabs	2 242 274	16 528 446	690 835	5 582 766
2516201000	Sandstone,crude or roughly trimmed	27 010	256 877	8 235	178 753
2516202000	Sandstone,merely cut into blocks orslabs	12 141	4 303 389	9 324	800 022
2516900000	Other monumental or building stone	37 972	557 258	9 929	202 124
2517100000	Pebbles, gravel, broken/crushed stonewhether or not heat treatec	43 132 733	295 769 161	416 969	3 608 757
2517200000	Macadam of slag, dross or similarindustrial waste	0	208	0	656
2517410000	Granules, chippings and powder of marble	0	81 012	0	12 550
2517490000	Granules, chippings & powder of stoneswhether or not heat treatc	149 725	1 023 499	52 159	333 437
2518100000	Dolomite, not calcined or sintered	118 800	1 218 951	9 504	97 517
2518200000	Dolomite, calcined or sintered	264 950	5 501 809	70 576	958 674
2518300000	Dolomite, ramming mix	0	822 229	0	176 545
2519100000	Natural magnesium carbonate (magnesite)	1 087 157	13 779 550	475 434	5 903 601
2519901000	Fused magnesia; dead-burned magnesia	327 459	7 077 894	71 469	1 672 619
2519902000	Oth magnesium oxide, whether or not pure	2 621 350	17 401 334	1 138 373	7 058 554
2520100000	Gypsum, anhydrite	202 278 920	1 175 484 223	6 386 198	37 244 227
2520201000	Plasters, of a kind use suitable for usein dentistry	202 399	351 224	31 828	114 360
2520209000	Other plasters	2 163 809	94 361 531	429 170	7 160 423
2521000000	Limestone flux; limestone and othercalcareous stone of lime or ce	12 067 434	108 675 816	383 695	3 871 764
2522100000	Quicklime	6 852 200	67 989 829	778 257	8 465 825
2522200000	Slaked lime	306 017	4 478 670	181 548	967 324
2522300000	Hydraulic lime	68 991	139 227	14 694	34 669
2523101000	Cement clinkers, for white cement	36 364	41 015 497	27 050	2 641 393
2523109000	Other cement clinkers	132 958 406	1 408 572 761	7 083 654	80 232 765
2523210000	Portland cement, white cement, whetheror not artificially colore	5 100 443	30 201 770	343 306	2 215 470
2523291000	Portland cement, coloured cement	99 257 596	413 712 084	6 977 525	26 005 331

**I.3. IMPOR MENURUT KOMODITI / IMPORT BY HS COMMODITY**  
**\*\*\* AGUSTUS/AUGUST 2012 \*\*\***

HS	Uraian Komoditi Commodity Description	Berat Bersih / Net Weight (Kg)		Nilai / Value C.I.F (US\$)	
		Bulan ini Current Month	Kumulatif Cum.Jan. to date	Bulan ini Current Month	Kumulatif Cum.Jan. to date
2523299000	Other portland cements	196	88 911 559	7 734	5 613 446
2523300000	Aluminous cement	328 571	3 682 469	270 470	3 029 799
2523900000	Other hydraulic cements	49 492 392	163 613 370	3 476 656	11 192 895
2524900000	Other asbestos	9 740 288	110 575 571	6 275 767	61 586 139
2525100000	Crude mica and mica rifted into sheets or splittings	1	12 260	5	59 281
2525200000	Mica powder	229 169	2 482 396	353 929	3 172 360
2525300000	Mica waste	0	100	0	246
2526100000	Natural steatite, not crushed, not powdered	200 000	1 415 003	41 000	199 922
2526201000	Talc powder, crushed or powdered	4 826 896	62 556 186	1 439 029	14 369 186
2526209000	Oth natural steatite, crushed/powdered	71 363	2 578 506	54 308	926 535
2528000000	Natural borates and concentrates; natural boric acid containing < 8%	120 000	1 004 319	79 500	637 819
2529100000	Feldspar	14 875 649	220 974 086	1 445 152	18 180 940
2529210000	Fluorspar, containing by weight 97% or less of calcium fluoride	47 800	858 191	16 002	416 333
2529220000	Fluorspar, containing by weight more than 97% of calcium fluoride	29 001	1 013 896	26 101	608 047
2529300000	Leucite; nepheline & nepheline syenite	274 771	1 861 051	86 876	719 048
2530100000	Vermiculite, perlite and chlorites, unexpanded	291 892	4 848 260	145 501	1 522 386
2530201000	Kieserite	17 527 614	151 911 422	3 275 917	27 760 843
2530202000	Epsomite	3	50 029	616	9 617
2530901000	Zirconium silicates of a kind used as pacifiers	166 800	1 269 397	436 200	3 240 881
2530909000	Other mineral substances not elsewhere specified or included	619 201	22 746 495	265 871	6 198 290
2601110000	Iron ores and concentrates, other than roasted iron pyrites: non ag	25 553 600	890 634 726	3 751 642	181 773 335
2601120000	Iron ores and concentrates, other than roasted iron pyrites: agglon	0	33 483 093	0	14 081 962
2601200000	Roasted iron pyrites	302 401	806 334	165 881	477 754
2602000000	Manganese ores & concentrates, including ferruginous manganese,	10 500	1 492 959	8 330	306 638
2603000000	Copper ores and concentrates	3 985	39 076 369	40 138	102 715 646
2604000000	Nickel ores and concentrates	191	781	2 674	14 008
2606000000	Aluminium ores and concentrates	60 000	678 872	37 746	716 027
2607000000	Lead ores and concentrates	0	139 382	0	51 757
2608000000	Zinc ores and concentrates	0	16 436	0	184 422
2609000000	Tin ores and concentrates	102 696	1 619 456	89 058	1 189 434
2610000000	Chromium ores and concentrates	252 000	2 171 464	126 000	1 144 508
2611000000	Tungsten ores and concentrates	190	3 267	15 699	214 493
2612200000	Thorium ores and concentrates	0	10 000	0	27 000
2613900000	Molybdenum ores and concentrates, not roasted	0	3	0	1 631
2614001000	Titanium ores and concentrates, ilmenite ores and concentrates	0	20 000	0	14 258
2614009000	Titanium ores and concentrates, other than ilmenite ores & con	372 000	4 253 729	1 152 976	10 466 488
2615100000	Zirconium ores and concentrates	690 476	7 377 586	1 410 834	18 306 851
2615900000	Niobium, tantalum or vanadium ores and concentrates	1 642	288 663	16 316	988 445
2616900000	Precious metal ores other than silver ores and concentrates	135	1 166	1 124	160 367
2617100000	Antimony ores and concentrates	5 502	72 763	36 955	467 734
2617900000	Other ores and concentrates.	10 005	481 410	15 945	531 585
2618000000	Granulated slag (slag sand) from the manufacture of iron or steel	15	392 522	691	91 194
2620190000	Slag, ash & residues containing mainly zinc, not hard zinc spelter	0	2 417	0	558
2620210000	Slag, ash & residues containing mainly lead, leaded gasoline sludges & an	0	476	0	120
2620300000	Slag, ash & residues containing mainly copper	0	2 936	0	23 593
2620600000	Slag, ash & residues containing arsenic, mercury, thallium or their m	0	12	0	404
2620910000	Slag, ash & residues containing antimony, beryllium, cadmium, chro	3	248	22	1 041
2620991000	Slag & hardhead of tin	0	2 672	0	6 252
2621100000	Ash & residues from the incineration of municipal waste	0	182	0	2 890
2621900000	Seaweed ash (kelp)	41	256 603	698	75 605
2701110000	Anthracite	10 457 650	52 731 628	2 323 030	17 031 821
2701121000	Bituminous coal: coking coal	0	53 610	0	31 666
2701129000	Bituminous coal: not coking coal	0	758 491	0	151 022
2701190000	Other coal, whether or not pulverised but not agglomerated	164 115	1 633 603	77 814	973 436
2701200000	Briquettes, ovoids & similar solid fuels manufactured from coal	199 242	3 016 050	76 713	952 768
2702100000	Lignite, whether or not pulverised, but not agglomerated	0	23 281	0	26 036
2702200000	Agglomerated lignite	0	248 666	0	505 228
2703001000	Peat, whether or not compressed into bales, but not agglomerated	24 000	145 846	4 621	27 738
2703002000	Agglomerated peat	0	63 400	0	29 897
2704001000	Coke & semi-coke of coal	5 066 384	57 552 213	1 937 984	23 205 866
2704002000	Coke & semi-coke of lignite or of peat	0	298 347	0	119 444
2704003000	Retort carbon	1 291 461	4 975 647	404 840	1 619 942
2705000000	Coal gas, water gas, producer gas and similar gases other than petrol	429	1 114	10 814	19 751
2706000000	Tar distilled from coal, from lignite or from peat & other mineral tar	36 000	792 600	39 054	546 041
2707200000	Toluol (toluene)	1 208	47 977	8 210	87 519
2707300000	Xylol (xylenes)	2 263	1 986 950	8 670	2 704 175
2707400000	Napthalene	49 338	781 537	85 401	1 337 059
2707500000	Oth aromatic hydrocarbon mix. of >= 65% by vol., distils at 250.c, AS	2 822 658	18 914 321	3 393 549	23 892 460
2707910000	Creosote oils	8 000	12 337 625	17 208	8 118 482
2707991000	Carbon black feedstock	0	54 043	0	152 899
2707999000	Other products of the distilled of high temperature coal tar	3 758 604	17 854 539	3 908 567	19 588 752

**I.3. IMPOR MENURUT KOMODITI / IMPORT BY HS COMMODITY**  
**\*\*\* AGUSTUS/AUGUST 2012 \*\*\***

HS	Uraian Komoditi Commodity Description	Berat Bersih / Net Weight (Kg)		Nilai / Value C.I.F (US\$)	
		Bulan ini Current Month	Kumulatif Cum.Jan. to date	Bulan ini Current Month	Kumulatif Cum.Jan. to date
2708100000	Pitch	244 440	15 030 019	138 840	9 773 577
2709001000	Crude petroleum oil	1 186 603 267	8 340 341 581	978 046 676	7 157 357 073
2709009000	Other petroleum oil, crude	28 884	174 034	55 202	296 853
2710121100	Motor spirit, of RON 97 and above,leaded	32	41 194 145	295	47 622 085
2710121200	Motor spirit, of RON 97 and above,unleaded	0	5 877 921	0	6 248 740
2710121300	Motor spirit, of RON 90 and above, butbelow RON 97, leaded	14 191 023	75 893 921	15 862 022	87 990 339
2710121400	Motor spirit, of RON 90 and above, butbelow RON 97, unleaded	8 688 630	26 864 551	8 726 918	28 885 555
2710121500	Other motor spirit, leaded	0	32 096 365	0	34 292 674
2710121600	Other motor spirit, unleaded	1 258 109 847	8 453 922 478	1 221 765 102	9 080 162 498
2710122000	Aviation spirit, not of a kind used asjet fuel	466 601	1 368 835	859 170	2 889 559
2710123000	Tetrapropylene	0	1 993 649	0	2 478 343
2710124000	White spirit	104 600	4 782 444	166 563	5 922 869
2710125000	Low aromatic solvents containing byweight <= 1 % aromatic conte	4 067 267	20 789 637	6 425 110	30 800 481
2710126000	Other solvent spirits	0	26 109	0	131 645
2710127000	Naphtha, reformat and oth preparationsof a kind used for bledin	33 000 000	900 329 494	27 949 317	891 631 212
2710128000	Other Alfa olefins	0	43 260	0	132 195
2710129000	Other petroleum oil, light oil & otherthan crude	376 736	36 339 962	676 666	43 940 977
2710192000	Topped crudes	77 530	905 879	154 335	1 975 189
2710193000	Carbon black feedstock	128	112 897 663	2 554	74 633 821
2710194100	Lubricating oil basestock	11 492 600	117 705 149	15 546 645	164 256 115
2710194200	Lubricating oils for aircraft engines	10 058	97 275	63 669	580 640
2710194300	Other lubricating oils	9 806 532	88 119 771	23 601 374	213 860 811
2710194400	Lubricating greases	1 870 680	15 219 870	4 062 136	43 033 011
2710195000	Hydraulic brake fluid	19 684	129 271	94 220	521 938
2710196000	Transformer and circuit breakers oils	594 559	11 667 561	921 198	15 628 397
2710197100	Automotive diesel fuel	579 480 652	4 930 708 212	500 516 298	4 721 430 172
2710197200	Other diesel fuel	220 210 289	1 668 069 664	201 927 434	1 602 418 513
2710197900	Other fuel oils	44 683 644	426 116 724	29 014 079	373 485 942
2710198200	Aviation turbine fuel (jet fuel) havinga flash point of less than 23-c	77 077 875	303 680 112	77 877 683	309 254 131
2710198910	Normal paraffin	4 439 754	67 093 652	6 361 382	94 187 820
2710198990	Other medium oils and preparations	246 996	7 322 249	470 606	11 710 362
2710199000	Other of diesel fuel, fuel oils	2 859 364	57 473 314	4 684 880	74 815 091
2710200000	Petroleum oils and obtained frombituminous minerals(oth then cr	0	3 060	0	17 431
2710990000	Other waste oils	4	261	206	1 200
2711110000	Liquid natural gas	0	549	0	10 257
2711120000	Liquid propane	77 409 853	901 841 169	55 596 430	850 825 452
2711130000	Liquid butanes	110 919 693	1 183 017 883	79 332 219	1 135 371 196
2711141000	Liquid ethylene	0	12 448	0	31 716
2711149000	Liquid propylene, butylene & butadiene	72 035	121 679	133 227	289 129
2711190000	Other liquid petroleum gas	75	22 582 644	3 673	28 324 325
2711211000	Natural gas of a kind used as a motorfuel	0	30 302	0	7 619
2711290000	Oth natural gas in gaseous state	4 143	82 571	199 698	819 718
2712100000	Petroleum jelly	184 200	2 443 870	438 935	5 283 016
2712200000	Paraffin wax containing by weight < 0.75% of oil	590 374	5 578 535	873 983	7 745 555
2712901000	Other paraffin wax containing by weight>= 0.75% of oil	1 059 996	8 433 627	1 512 188	12 587 049
2712909000	Microcrystalline petroleum wax, slackwax, ozokerite, lignite wax, r	367 041	3 576 920	877 473	9 465 787
2713110000	Petroleum coke, not calcined	37 600	74 380 520	15 040	14 337 275
2713120000	Petroleum coke, calcined	248 264	24 336 520	256 422	15 924 099
2713200000	Petroleum bitumen	73 215 046	461 288 760	46 501 944	303 833 526
2713900000	Other residues of petroleum oils or ofoils obtained from bituminoi	0	7	0	1 175
2714100000	Bituminous or oil shale and tar sands	11 266	3 095 210	16 954	1 683 374
2714900000	Asphalites and asphaltic rocks	1 250 978	25 222 196	1 351 914	17 130 359
2715000000	Bituminous mix. based on natural asphalt on natural bitumen, on r	287 613	1 046 799	499 193	1 987 842
2716000000	Electrical energy	49 676	256 381	94 130	152 545
2801100000	Chlorine	129 934	2 116 346	95 706	1 516 106
2801200000	Iodine	6 861	15 675	41 531	555 863
2801300000	Fluorine; bromine	1 896	56 043	77 722	688 541
2802000000	Sulphur, sublimed or precipitated,collodial sulphur	61 996 210	148 363 705	13 243 423	45 018 500
2803002000	Acetylene black	263 778	3 213 389	547 435	9 165 269
2803004010	Rubber grade of other carbon black	6 047 727	77 948 211	7 267 989	95 914 338
2803004090	Other rubber grade of other carbon black	312 862	3 424 448	453 249	5 090 389
2803009000	Other acetylene black of other carbon	1 825 840	13 550 032	2 815 496	21 817 767
2804100000	Hydrogen	107 905	913 947	42 043	370 369
2804210000	Argon	499 227	7 474 856	368 672	4 970 450
2804290000	Other rare gases	122 272	1 173 129	396 222	2 622 404
2804300000	Nitrogen	1 538 228	13 885 711	361 404	51 233 242
2804400000	Oxygen	1 713 718	18 222 560	687 666	5 914 426
2804500000	Boron; tellurium	1 608	5 322	2 880	12 090
2804610000	Silicon, containing by weight >= 99.99%	3 287	154 184	606 888	13 212 454
2804690000	Silicon, containing by weight < 99.99%	692 614	5 794 188	1 492 955	13 541 872
2804700000	Phosphorus	25 476	210 196	1 385 982	12 734 542

**I.3. IMPOR MENURUT KOMODITI / IMPORT BY HS COMMODITY**  
**\*\*\* AGUSTUS/AUGUST 2012 \*\*\***

HS	Uraian Komoditi Commodity Description	Berat Bersih / Net Weight (Kg)		Nilai / Value C.I.F (US\$)	
		Bulan ini Current Month	Kumulatif Cum.Jan. to date	Bulan ini Current Month	Kumulatif Cum.Jan. to date
2804800000	Arsenic	0	64 007	0	108 507
2804900000	Selenium	1 365	30 157	83 543	1 495 088
2805110000	Sodium	45 246	555 924	77 048	1 038 271
2805120000	Calcium	1 194	50 312	4 400	46 335
2805190000	Other alkali or alkaline-earth metals	208 887	1 524 221	1 097 254	6 049 410
2805300000	Rare-earth metals, scandium & yttrium whether or not intermixed	80	177	338	2 407
2805400000	Mercury	0	697	0	147 902
2806100000	Hydrogen chloride (hydrochloric acid)	282 725	8 060 722	219 814	2 009 795
2806200000	Chlorosulphuric acid	0	17	0	532
2807000000	Sulphuric acid; oleum.	16 079 090	305 114 090	1 154 707	24 819 315
2808000000	Nitric acid; sulphonitric acids	925 846	8 359 599	395 979	4 420 268
2809100000	Diphosphorus pentoxide	3 435	30 904	12 729	79 966
2809203100	Hypophosphoric acids, food grade	2 999 536	14 115 086	2 457 310	12 448 933
2809203900	Phosphoric acids, hypophosphoric acids, except Hypophosphoric acids; food grade	539 050	9 644 081	488 197	9 530 004
2809209100	Hypophosphoric acids, not food grade	95 040	10 589 336	91 021	9 112 550
2809209900	Phosphoric acids, hypophosphoric acids, except Hypophosphoric acids; not food grade	28 569 321	190 482 135	19 915 033	182 761 212
2810000000	Oxide of boron; boric acids	182 617	2 925 847	158 983	3 095 260
2811110000	Hydrogen fluoride (hydrofluoric acid)	21 000	724 952	22 575	1 009 236
2811191000	Arsenic acid	0	4 672	0	37 039
2811199010	Sulphamic acid	1	1 723 099	39	1 122 671
2811199090	Other inorganic acids, except sulphamic acid, Arsenic acid and hydrofluoric acid	3	3 862	541	22 827
2811210000	Carbon dioxide	399 665	5 078 163	249 210	3 142 425
2811221000	Silica powder	1 542 458	19 037 635	1 763 509	18 882 230
2811229000	Other Silicon powder	1 118 954	12 811 245	1 181 419	12 049 374
2811291000	Diarsenic pentoxide	0	44	0	2 104
2811292000	Sulphur dioxide	0	1 975	0	8 415
2811299000	Other inorganic oxygen compounds of nonmetals	67 269	764 287	212 198	2 116 807
2812100000	Chlorides and chloride oxides	6	159 025	220	326 697
2812900000	Other halides and halide oxides of nonmetals	2 304	45 608	372 019	1 275 382
2813900000	Other sulphides of non-metal	0	1 077	0	126 675
2814100000	Anhydrous ammonia	23 509 917	188 855 684	14 636 461	97 772 858
2814200000	Ammonia in aqueous solution	3 761	48 448	19 288	227 689
2815110000	Sodium hydroxide (caustic soda), solid	1 202 800	7 900 112	730 509	5 023 071
2815120000	Sodium hydroxide (caustic soda), in aqueous solution (lye or liquid)	6 028 469	30 645 165	1 499 771	8 436 862
2815200000	Potassium hydroxide (caustic potash)	662 987	8 744 359	894 700	10 095 612
2815300000	Peroxides of sodium or potassium	98	107 786	1 912	529 125
2816100000	Hydroxide and peroxide of magnesium	76 480	501 219	100 503	1 499 499
2816400000	Oxides, hydroxides & peroxides, of strontium or barium	14 793	207 907	114 894	999 456
2817001000	Zinc oxide	615 272	5 487 362	1 278 457	11 694 285
2817002000	Zinc peroxide	125	135 047	3 784	256 746
2818100000	Artificial corundum, whether or not chemically defined	224 131	2 286 391	219 542	1 954 598
2818200000	Aluminium oxide, other than artificial corundum	46 166 473	352 640 940	16 267 044	136 649 316
2818300000	Aluminium hydroxide	2 498 194	59 952 015	1 259 060	19 845 881
2819100000	Chromium trioxide	23	428 060	5 751	1 807 205
2819900000	Other chromium oxides and hydroxides	8 890	255 233	64 397	1 411 346
2820100000	Manganese dioxide	1 377 474	14 278 426	2 330 961	23 473 200
2820900000	Other manganese dioxide	8 476	1 003 028	22 080	1 736 732
2821100000	Iron oxides and hydroxides	347 491	8 375 797	494 419	10 537 763
2821200000	Earth colors containing >=70% by weight of combined iron evaluated as iron oxides and hydroxides	175	12 189	4 304	59 869
2822000000	Cobalt oxides and hydroxides, commercial cobalt oxides	4 425	155 655	93 104	1 721 751
2823000000	Titanium oxides	455 909	5 214 689	1 783 069	18 785 853
2824100000	Lead monoxide (litharge, massicot)	23 623	149 140	107 790	670 741
2824900000	Red lead and orange lead	689	77 709	6 317	226 333
2825100000	Hydrazine, hydroxylamine, and their inorganic salt	96 112	1 046 142	358 197	3 687 641
2825200000	Lithium oxide and hydroxide	20 572	70 016	142 655	415 232
2825300000	Vanadium oxides and hydroxides	600	25 994	19 296	427 662
2825400000	Nickel oxides and hydroxides	2 398	149 683	40 896	2 341 536
2825500000	Copper oxides and hydroxides	77 548	708 548	504 812	4 976 224
2825600000	Germanium oxides and zirconium dioxide	771	1 674	13 516	28 604
2825700000	Molybdenum oxides and hydroxides	511	11 946	27 333	171 346
2825800000	Antimony oxides	85 413	573 283	750 975	5 767 468
2825900000	Other peroxides	22 282	1 891 399	142 695	1 899 075
2826120000	Fluorides of aluminium	0	23 585	0	89 273
2826190000	Other fluorides	63 871	876 939	44 605	864 940
2826300000	Sodium hexafluoroaluminate (synthetic cryolite)	48 000	378 938	117 600	745 653
2826900000	Other complex fluorine salt	63 844	887 468	167 327	1 754 198
2827100000	Ammonium chloride	209 006	10 555 158	71 861	2 651 811
2827201000	Calcium chloride, commercial grades	1 671	2 409 680	8 826	912 012
2827209000	Calcium chloride, not commercial grades	974 605	8 321 310	262 712	2 678 835
2827310000	Other chlorides of magnesium	24 147	639 631	24 841	602 479
2827320000	Other chlorides of aluminium	1 331 812	12 134 197	536 180	4 912 018



**I.3. IMPOR MENURUT KOMODITI / IMPORT BY HS COMMODITY**  
**\*\*\* AGUSTUS/AUGUST 2012 \*\*\***

HS	Uraian Komoditi Commodity Description	Berat Bersih / Net Weight (Kg)		Nilai / Value C.I.F (US\$)	
		Bulan ini Current Month	Kumulatif Cum.Jan. to date	Bulan ini Current Month	Kumulatif Cum.Jan. to date
2827350000	Other chlorides of nickel	2 364	124 006	23 966	906 073
2827391000	Other chlorides of barium or of cobalt	123 003	618 967	63 734	342 646
2827392000	Other chlorides of iron	5 131	100 783	5 138	111 093
2827399000	Other chlorides	263 157	2 294 504	368 100	2 304 772
2827410000	Chloride oxides & chloride hydroxides,of copper	20 375	118 205	167 161	1 043 396
2827490000	Other chloride oxides & chloridehydroxides	262 303	2 779 651	158 260	1 615 745
2827510000	Bromides of sodium or of potassium	194 573	657 161	404 006	1 938 894
2827590000	Other bromides of sodium or of potassium	3 100	303 609	15 958	651 062
2827600000	Iodides and iodide oxides	2 891	20 299	104 104	590 372
2828100000	Commercial calcium hypochlorite & othercalcium hypochlorites	110 566	1 338 717	103 615	1 551 587
2828901000	Sodium hypochlorite	17 437	112 337	7 531	74 765
2828909000	Other hypochlorite	48 747	1 664 780	63 635	1 356 224
2829110000	Chlorates of sodium	1 766 000	11 270 619	1 174 394	8 340 707
2829190000	Other chlorates	100 000	2 228 387	107 875	2 700 789
2829901000	Sodium perchlorite	244	120 579	4 725	162 799
2829909000	Other perchlorites; bromates andperbromates: iodates and perioic	14	68 655	1 824	841 086
2830100000	Sodium sulphides	977 819	6 652 862	780 363	5 037 265
2830909000	Polysulphides, whether or not chemically defined	200	183 480	9 000	253 676
2831100000	Dithionites and sulphoxylates of sodium	328 587	6 233 010	524 305	9 710 251
2831900000	Other dithionites and sulphoxylates	18 000	90 854	41 940	215 609
2832100000	Sodium sulphites	1 285 113	12 948 316	606 604	6 269 201
2832200000	Other sulphites	27 708	615 948	28 752	448 660
2832300000	Thiosulphates	18 000	1 052 974	5 580	510 233
2833110000	Disodium sulphate	8 655 137	128 665 195	1 088 542	17 232 953
2833190000	Other sodium sulphates	4 024 806	43 977 067	451 467	5 427 379
2833210000	Magnesium sulphate	633 498	9 239 971	147 751	2 239 165
2833221000	Aluminium sulphate :commercial grade	0	60 044	0	90 051
2833229000	Aluminium sulphate: not commercial grade	17	22 166	102	35 480
2833240000	Nickel sulphate	16 276	372 019	122 101	2 678 678
2833250000	Copper sulphate	1 008 464	10 613 624	2 354 848	25 588 220
2833270000	Barium sulphate	101 863	1 548 855	81 042	1 553 657
2833292000	Tribasic lead sulphate	238 200	1 097 620	177 005	1 258 838
2833293000	Other sulfat of chromium	441 000	2 630 195	275 493	1 905 091
2833299000	Other sulfat	139 873	5 591 255	61 643	2 852 717
2833300000	Alums	30 062	143 138	15 819	70 650
2833400000	Peroxosulphates (persulphates)	118 576	1 072 670	137 120	1 278 006
2834100000	Nitrites	249 000	2 197 451	146 365	1 329 985
2834210000	Potassium nitrates	50 000	1 116 811	38 250	1 139 537
2834291000	Nitrates of bismuth	1 002	12 631	6 206	47 659
2834299000	Other nitrates	143 248	1 675 632	94 989	1 866 298
2835100000	Phosphinates (hypophosphites)and phosphonates (phosphites)	43 010	322 689	219 126	1 182 678
2835220000	Phosphates of mono- or disodium	113 530	1 406 346	129 225	1 358 063
2835240000	Phosphates of potassium	1 334	2 650 060	9 746	5 392 691
2835251000	Calcium hydrogenothphosphate ("dicalciumphosphate"); feed gra	3 923 096	48 595 566	2 491 434	29 198 378
2835259000	Calcium hydrogenothphosphate ("dicalciumphosphate"); unfeed g	26 770	2 300 078	58 322	1 728 848
2835260000	Other phosphates of calcium	2 585 847	14 391 062	1 850 384	10 220 453
2835291000	Other phosphates of trinatrium	5 330	1 300 675	8 450	664 939
2835299000	Other phosphates	106 322	864 428	200 656	1 608 056
2835311000	Sodium triphosphate(sodium tripolyphosphate); food grade	56 094	1 249 536	66 565	1 548 253
2835319000	Sodium triphosphate(sodium tripolyphosphate); unfood grade	106 978	10 595 148	114 419	11 806 831
2835391000	Tetranatrium pirofosfat	9 538	684 093	26 119	1 585 989
2835399000	Other polyphospates	321 626	4 263 289	564 714	8 217 473
2836200000	Disodium carbonate	53 684 000	555 185 754	12 990 170	146 235 483
2836300000	Sodium hydrogencarbonate(sodium bicar bonate)	2 618 701	56 137 312	980 230	19 683 690
2836400000	Potassium carbonates	674 835	6 660 433	732 517	7 158 932
2836500010	Calcium carbonate; food orpharmaceutical grade	254 918	5 488 249	152 310	2 741 482
2836500090	Calcium carbonate; not food orpharmaceutical grade	5 209 682	67 938 403	1 378 130	13 822 802
2836600000	Barium carbonate	134 012	3 447 254	63 485	2 224 275
2836910000	Lithium carbonates	140	7 636	1 406	50 994
2836920000	Strontium carbonate	48 000	524 771	34 800	374 001
2836991000	Commercial ammonium carbonate	102 239	1 875 435	50 651	1 032 794
2836992000	Lead carbonates	0	7	0	151
2836999000	Other calcium carbonate	97 117	5 109 689	223 522	5 438 105
2837110000	Cyanides and cyanide oxides, of sodium	744 444	4 943 995	2 170 846	13 950 527
2837190000	Other cyanides and cyanide oxides	98	23 274	1 209	229 842
2837200000	Complex cyanides	2	216 002	11 167	94 325
2839110000	Sodium metasilicates	230 674	2 819 906	96 074	1 265 999
2839191000	Sodium silicates	2 832 139	21 539 600	773 115	6 083 859
2839199000	Other silicates of sodium; commerialalkali metal silicates	262 433	4 945 365	322 162	3 923 682
2839900000	Other silicates; commerial alkali metalsilicates	984 609	7 152 343	859 298	7 707 997
2840110000	Anhydrous; disodium tetraborate(refined borax)	0	29 435	0	29 454

**I.3. IMPOR MENURUT KOMODITI / IMPORT BY HS COMMODITY**  
**\*\*\* AGUSTUS/AUGUST 2012 \*\*\***

HS	Uraian Komoditi Commodity Description	Berat Bersih / Net Weight (Kg)		Nilai / Value C.I.F (US\$)	
		Bulan ini Current Month	Kumulatif Cum.Jan. to date	Bulan ini Current Month	Kumulatif Cum.Jan. to date
2840190000	Other disodium tetraborate(refined borax)	4 690 391	50 301 150	3 009 794	31 418 727
2840200000	Other borates	0	105 888	0	438 983
2840300000	Peroxooborates (perborates)	1 450	32 543	3 625	89 029
2841300000	Sodium dichromate	15 103	248 417	47 283	449 533
2841500000	Other chromates and dichromates,peroxochromates	1 509	45 135	12 894	229 823
2841610000	Potassium permanganate	20 314	237 815	63 752	697 931
2841690000	Other manganit, manganat	3 194	105 336	44 298	508 926
2841700000	Molybdates	1 248	15 943	9 283	299 860
2841800000	Tungstates (wolframates)	0	5 724	0	35 461
2841900000	Oth salts of oxometallic orperoxometallic acids	22 025	123 606	83 373	746 416
2842100000	Double/complex silicates,includ aluminosilicates w.or not chemica	1 364 798	14 733 950	789 455	9 553 444
2842901000	Sodium arsenite	0	14 410	0	1 060 723
2842902000	Copper and/or chromium salts	5	1 858	47	8 095
2842903000	Oth fulminates, cyanates andthiocyanates	0	472	0	9 295
2842909000	Oth salts of inorganic acids/peroxoacidincl aluminosilicates , oth t	46 147	515 099	96 732	2 246 411
2843100000	Colloidal precious metals	6 066	42 254	369 097	2 228 656
2843210000	Silver nitrate	2 140	8 582	148 047	479 821
2843290000	Other silver compounds	244	8 005	101 198	1 898 557
2843300000	Gold compounds	188	3 457	146 389	1 653 609
2843900000	Other amalgams and other compoundcolloidal precious metals	873	17 452	103 021	996 462
2844109000	Ceramic products & mixtures containingnatural uranium	6	11	4 983	20 993
2844401100	Radium and its salts	0	410	0	106 224
2844401900	Other radioactive elements & isotopes &compounds, radioactive r	353	5 212	68 015	755 653
2844409000	Ceramic products & mixtures containingisotop or compound,radio	1 728	7 227	604 952	1 984 177
2845100000	Heavy water (deuterium oxide)	11 378	11 379	25 198	25 214
2845900000	Other isotops other than thoseheading 28.44	36	8 529	8 481	24 722
2846100000	Cerium compounds	1 004	24 569	21 203	649 038
2846900000	Other compounds, inorganic or organic of rare-earth metal	1 001	41 537	19 157	1 458 751
2847001000	Liquid hydrogen peroxide,whether or notsolidified with urea	2 520 284	15 787 369	1 423 931	8 274 140
2847009000	Other hydrogen peroxide, whether or notsolidified with urea othe	43 512	352 953	19 943	255 810
2848000000	Phosphides, whether or not chemicallydefined excluding ferropho	0	52 949	0	336 444
2849100000	Carbides, whether or not chemicallydefined of calcium	420 422	8 254 727	338 618	5 921 373
2849200000	Carbides, whether or not chemicallydefined of silicon	71 148	722 676	237 763	1 557 075
2849900000	Carbides, whether or not chemicallydefined of other material	8 056	375 003	309 915	4 572 154
2850000000	Hydrides, nitrides, azides, silicides and borides, oth then compoun	71	2 856	10 737	248 352
2852101000	Mercury sulphate whether chemicallydefined	35	166	4 152	25 183
2852102000	Mercury compounds of a kind used asluminophores	0	22	0	7 971
2852109000	Inorganic or organic compoundsof mercury chemically defined	36	375	8 226	57 123
2852901000	Mercury tannates, not chemically defined	900	2 581	25 363	80 044
2852909000	Inorganic or organic compoundsof mercury not chemically definec	683	102 363	6 926	830 254
2853000000	Other inorganic componds(incl distil/conductivity water of simi	723	10 960	1 326	85 735
2901100000	Saturated acyclic hydrocarbons.	461 348	7 261 058	625 952	11 689 422
2901210000	Ethylene	63 910 879	475 615 023	67 643 969	572 209 101
2901220000	Propene (propylene)	17 548 590	210 983 889	21 150 566	271 787 868
2901230000	Butene (butylene) and isomers thereof	2 213 888	19 592 343	2 790 290	30 200 225
2901240000	Buta-1, 3-diene and isoprene	4 507 910	32 076 237	11 036 953	91 825 433
2901291000	Acetylene	46 503	327 347	30 026	234 085
2901299010	Linier alpha olefin	2 426 251	8 116 516	3 712 232	12 965 808
2901299090	Other acyclic hydrocarbons	7 281	74 526	116 140	326 181
2902110000	Cyclohexane	24 793	244 302	41 397	444 398
2902190000	Other cyclanes	137 900	1 892 354	383 536	3 900 750
2902200000	Benzene	25 185 347	153 617 123	28 374 159	176 819 264
2902300000	Toluene	7 330 316	83 005 735	7 989 808	100 922 151
2902410000	O-xylene	794	21 364 871	6 232	33 285 640
2902420000	M-xylene	0	1	0	166
2902430000	P-xylene	80 143 554	452 835 674	107 068 269	669 767 540
2902440000	Mixed xylene isomers	962 679	18 481 450	1 095 743	23 691 923
2902500000	Styrene	400 789	3 744 343	555 580	5 587 189
2902600000	Ethylbenzene	0	6	0	439
2902700000	Cumene	0	1 881 022	0	2 836 745
2902901000	Dodecylbenzene	21 660	663 285	48 302	1 431 555
2902902000	Alkylbenzenes	208 746	360 703	386 105	744 299
2902909000	Other cyclic hydrocarbons.	341 988	4 631 064	959 279	9 239 996
2903111000	Methyl chloride	61 826	661 039	52 052	1 066 988
2903119000	Ethyl chloride	5 243	7 268	13 780	57 790
2903120000	Dichloromethane (methylene chloride)	469 273	5 851 463	324 580	4 518 501
2903130000	Chloroform (trichloromethane)	0	18 345	0	130 903
2903150000	Ethylene dichloride (ISO)1,2-dichloroethane	0	921	0	12 911
2903191000	1,2-dichloroethane (ethylene dichloride) and dichlorobutates	0	24 285	0	37 686
2903199000	Other Saturated chlorinated derivativesof acyclic hidrocarbons	53 525	1 264 901	86 915	1 644 822
2903210000	Vinyl chloride (chloroethylene)	8 936 866	78 728 746	7 130 734	71 291 067

**I.3. IMPOR MENURUT KOMODITI / IMPORT BY HS COMMODITY**  
**\*\*\* AGUSTUS/AUGUST 2012 \*\*\***

HS	Uraian Komoditi Commodity Description	Berat Bersih / Net Weight (Kg)		Nilai / Value C.I.F (US\$)	
		Bulan ini Current Month	Kumulatif Cum.Jan. to date	Bulan ini Current Month	Kumulatif Cum.Jan. to date
2903220000	Trichloroethylene	172 631	3 006 210	188 120	2 244 233
2903230000	Tetrachloroethylene (perchloroethylene)	99 720	742 378	161 666	1 382 245
2903290000	Other unsaturated chlorinated derivatives of acyclic hydrocarbons	27 997	172 604	152 195	1 054 894
2903310000	Ethylene dibromide (iso)(1,2-dibromoethane)	18 415	187 603	16 021	509 422
2903391000	Methyl bromide	0	185 721	0	897 905
2903399000	Oth fluorinated, brominated/iodinated derivative of acyclic hydroc	94 022	1 172 133	330 923	5 346 316
2903710000	Chlorodifluoromethane	188 386	2 871 341	409 200	7 106 554
2903720000	Diclorotrifluoroethanes	0	95 066	0	646 121
2903730000	Diclorofluoroethanes	0	608 099	0	1 498 011
2903740000	Chlorodifluoroethanes	27 005	218 432	122 941	1 317 071
2903750000	Dicloropentafluoropropanes	9 880	20 212	92 669	269 805
2903780000	Other perhalogenated derivatives	0	131 275	0	488 800
2903790000	Oth halogenated derivatives of acyclic hydrocarbons cont. two/mc	0	503 604	0	1 286 351
2903810000	1, 2, 3, 4, 5, 6-hexachlorocyclohexane(HCH (ISO)), incl. lindane (ISC	0	650	0	52 650
2903820000	Aldrin (iso), chlordane (iso), heptachlor	0	6	0	420
2903890000	Other halogenated derivatives of cyclanic cyclenic/cycloterpenic h	5 051	85 365	38 442	378 775
2903910000	Chlorobenzene, o-dichlorobenzene and p-dichlorobenzene	262 089	3 839 785	450 968	6 984 868
2903920000	Oth hexachlorobenzene (ISO) and DDT(ISO)(clfenotane (INN), 1,1,1	0	19	0	152
2903990000	Oth halogenated derivatives of aromatic hydrocarbons	111 593	443 543	223 996	951 907
2904100000	Derivatives containing only sulphogroups their salts and ethyl este	147 119	1 745 460	242 071	2 972 243
2904201000	Trinitrotoluene	19 973	64 703	25 000	140 015
2904209000	Oth derivatives containing only nitro or only nitroso groups	0	38 748	0	107 538
2904900000	Oth sulphonated, nitrated or nitrosated derivatives of hydrocarbor	33 836	457 469	73 402	1 142 325
2905110000	Methanol (methyl alcohol)	22 261 348	169 900 243	8 732 238	68 240 808
2905120000	Propan-1-ol(propyl alcohol) & propan-2-ol (isopropyl alcohol)	342 865	14 059 175	474 522	18 658 843
2905130000	Butan-1-ol (n-butyl alcohol)	2 233 218	23 130 405	2 831 302	31 841 627
2905140000	Other butanols	1 216 409	4 737 188	1 397 429	6 362 398
2905160000	Octanol (octyl alcohol) and isomers thereof	3 887 326	27 785 443	6 202 692	45 082 112
2905170000	Dodecan-1-ol (lauryl alcohol), hexadecan-1-ol, and octadecan-1-ol	13 635	611 435	85 872	1 642 860
2905190000	Other saturated monohydric alcohols	304 686	4 673 888	461 989	7 569 581
2905220000	Acyclic terpene alcohols	170 556	1 245 423	1 434 229	11 094 094
2905290000	Other unsaturated monohydric alcohols	39 325	135 169	283 791	1 351 413
2905310000	Ethylene glycol (ethanediol)	23 311 753	262 549 762	24 050 116	300 041 257
2905320000	Propylene glycol (propane-1, 2- diol)	1 666 703	23 917 766	2 734 831	41 741 301
2905390000	Other diols	481 015	2 676 472	1 531 761	9 368 272
2905410000	2-ethyl-2-(hydroxymethyl) propane-1,3-(trimethylolpropane)	58 349	644 496	154 492	1 639 804
2905420000	Pentaerythritol	304 548	2 994 472	480 518	4 780 301
2905430000	Mannitol	29 382	273 053	101 454	1 339 125
2905440000	D-glucitol (sorbitol)	108 582	1 517 581	138 088	1 315 055
2905450000	Glycerol	171 742	1 441 974	152 902	1 445 837
2905490000	Other polyhydric alcohols	30 496	1 325 953	111 489	3 023 278
2905590000	Other halogenated, sulphonated, nitrated derivatives of acyclic alcc	6 872	308 610	16 177	1 993 877
2906110000	Menthol	41 000	439 883	1 410 045	13 688 560
2906120000	Cyclohexanol, methylcyclohexanols and dimethylcyclohexanols	0	3 271	0	53 249
2906130000	Sterols and inositols	4 409	148 706	69 816	2 117 260
2906190000	Other cyclanic, cyclenic/cycloterpenic	55 084	399 789	1 089 843	6 384 062
2906210000	Benzyl alcohol	40 863	431 283	96 208	1 107 616
2906290000	Other aromatic	11 100	357 903	119 837	2 429 851
2907110000	Phenol (hydroxybenzene) and its salts	518 817	9 790 535	774 720	14 609 553
2907120000	Cresols and their salts	16 000	490 061	56 160	1 319 900
2907130000	Octylphenol, nonylphenol and their isomers, salts thereof	78 162	1 947 657	203 926	4 473 180
2907150000	Naphthols and their salts	35 353	232 316	76 342	613 449
2907190000	Other monophenols	149 403	1 080 004	352 011	3 118 745
2907210000	Resorcinol and its salts	16 000	312 623	85 600	1 723 287
2907220000	Hydroquinone (quinol) and its salts	8 351	179 302	86 345	1 713 148
2907230000	4,4-isopropylidenediphenol (bisphenol a, diphenylolpropane) and	55 244	388 530	113 008	724 775
2907291000	Phenol-alcohols	1 016	78 528	2 690	252 663
2907299000	Other polyphenols; phenol-alcohols	21 967	164 578	210 666	1 479 477
2908110000	Pentachlorophenol (ISO)	0	28 856	0	257 958
2908190000	Oth derivatives containing only halogen substituents and their salts	15 828	109 078	134 218	932 153
2908910000	Dinoseb (ISO) and its salts	20 000	140 441	80 000	570 582
2908920000	4,6-dinitro-o-cresol (DNOC (ISO) and its salts	0	2 000	0	21 100
2908990000	Oth halogenated, sulphonated, nitrated or nitrosated deriv. of phe	992	42 146	15 794	272 218
2909110000	Diethyl ether	14	218	165	2 224
2909190000	Oth acyclic ethers and their halogenated, sulphonated, nitrated or	982	21 729	10 258	530 088
2909200000	Cyclanic, cyclenic or cycloterpenic ethers & their halogenated, sulpt	582	33 762	5 722	2 014 767
2909300000	Aromatic ethers & their halogenated, sulphonated, or nitrosated di	39 157	763 723	250 994	5 893 607
2909410000	2,2-oxydiethanol (diethylene glycol, digol)	286 549	1 334 487	242 134	1 203 586
2909430000	Monobutyl ethers of ethylene glycol or of diethylene glycol	485 039	10 627 778	864 899	17 817 525
2909440000	Other monoalkylethers of ethylene glycol or of diethylene glycol	652 319	5 704 928	1 290 083	11 762 254
2909490000	Other ether-alcohols, their halogenated, sulphonated, nitrated deri	304 714	4 678 035	1 122 923	14 036 493

**I.3. IMPOR MENURUT KOMODITI / IMPORT BY HS COMMODITY**  
**\*\*\* AGUSTUS/AUGUST 2012 \*\*\***

HS	Uraian Komoditi Commodity Description	Berat Bersih / Net Weight (Kg)		Nilai / Value C.I.F (US\$)	
		Bulan ini Current Month	Kumulatif Cum.Jan. to date	Bulan ini Current Month	Kumulatif Cum.Jan. to date
2909500000	Ether-phenols, ether-alcohol-phenols & their halogenated, nitratec	6 012	98 164	85 099	1 751 756
2909600000	Alcohol peroxides, ether peroxides, ketone peroxides & their haloq	104 744	1 016 543	259 387	2 927 655
2910100000	Oxirane (ethylene oxide)	16 803	37 116	62 501	167 557
2910200000	Methyloxirane (propylene oxide)	2 414 892	13 099 749	4 310 582	22 451 370
2910300000	1-chloro-2,3-epoxypropane(epichlorohydrin)	27 690	405 736	78 708	1 198 549
2910900000	Other epoxides, epoxyalcohols, epoxy phenols & their halogenatec	866	27 935	9 708	273 531
2911000000	Acetals & hemiacetals, whether or notwith other oxygen function	12 848	156 824	63 811	527 721
2912111000	Formalin	0	41 660	0	19 760
2912119000	Other methanal (formaldehyde)	0	10	0	553
2912120000	Ethanal (acetaldehyde)	36 158	70 429	93 543	340 407
2912191000	Butanal	4 643	401 346	40 441	1 048 876
2912199000	Other acyclic aldehydes without otheroxygen function	95 458	443 172	281 515	2 169 419
2912210000	Benzaldehyde	155	28 239	886	95 979
2912290000	Other cyclic aldehydes without otheroxygen function	90 041	954 238	636 635	7 643 059
2912410000	Vanillin (4-hydroxy-3-methoxybenzaldehyde)	1 038	271 067	16 429	3 584 319
2912420000	Ethylvanillin (3-ethoxy-4-hydroxybenzaldehyde)	1 900	144 686	32 752	2 692 288
2912490010	Aldehyde-alcohols	734	48 915	12 993	304 345
2912490090	Other aldehyde-ethers,aldehyde-phenols & aldehydes with other c	7 942	67 391	101 577	787 170
2912500000	Cyclic polymers of aldehydes	3 113	17 010	25 558	110 218
2912600000	Paraformaldehyde	1 057 251	5 268 109	820 776	4 364 877
2913000000	Halogenated,sulphonated,nitrated ornitrosated deriv. of products	0	20 592	0	27 484
2914110000	Acetone	812 174	13 384 654	684 885	13 655 840
2914120000	Butanone (methyl ethyl ketone)	3 126 508	16 398 935	3 851 943	21 145 980
2914130000	4-methylpentan-2-one (methyl isobuthylketone)	2 984	1 958 632	51 600	3 501 943
2914190000	Other acyclic ketones without otheroxygen function	8 117	119 409	65 090	634 112
2914220000	Cyclohexanone and methylcyclohexanones	274 285	2 169 858	541 784	4 413 419
2914230000	Ionones and methylionones	15 386	144 642	208 003	2 022 787
2914291000	Camphor	15 000	250 858	63 750	1 286 905
2914299000	Other cyclanic, cyclenic or cycloterpepenic ketones without oth. o:	91 307	874 686	1 794 042	10 643 114
2914390000	Other aromatic ketones without otheroxygen function	4 122	236 466	89 220	1 407 095
2914400000	Ketone-alcohols and ketone-aldehydes	16 099	775 791	33 440	2 717 096
2914500000	Ketone-phenols & ketones without otheroxygen function	25 127	154 232	368 567	1 992 851
2914610000	Anthraquinone	0	25 364	0	79 192
2914690000	Other quinones	375	36 719	24 017	627 348
2914700000	Halogenated, sulphonated, nitrated ornitrosated derivatives	1 435	34 697	21 629	573 282
2915110000	Formic acid	253 330	1 847 928	254 140	1 743 062
2915120000	Salts of formic acid	53 302	1 096 301	53 907	640 857
2915130000	Esters of formic acid	37 563	249 421	106 675	734 246
2915210000	Acetic acid	5 394 824	70 748 730	2 512 486	35 262 158
2915240000	Acetic anhydride	840	139 147	2 520	226 517
2915291000	Sodium acetate; cobalt acetates	29 690	714 798	53 883	897 671
2915299000	Other acetic acid and its salts	109 882	2 025 661	495 837	6 731 334
2915310000	Ethyl acetate	856 645	23 989 971	912 751	25 305 816
2915320000	Vinyl acetate	3 194 809	31 946 073	3 115 914	32 662 490
2915330000	n-butyl acetate	428 792	4 737 237	525 516	6 419 237
2915360000	Dinoseb (iso) acetate	0	778	0	8 097
2915391000	Isobutyl acetate	24 553	204 270	117 298	783 772
2915392000	2-Ethoxyethyl acetate	0	157 200	0	253 325
2915399000	Other esters of acetic acid	745 068	8 223 590	2 214 573	20 038 304
2915400000	Mono-, di- or trichloroacetic acids,their salts and esters	146 353	2 677 438	153 162	2 873 837
2915500000	Propionic acids, its salts and esters	104 867	1 642 662	203 254	4 352 449
2915600000	Butanoic acids, pentanoic acids, theirsalts and esters	230 703	2 735 093	555 807	7 549 477
2915701000	Palmitic acid, its salts and esters	146 638	1 796 480	245 573	4 160 484
2915702000	Stearic acid	99 086	1 565 109	172 500	2 864 716
2915703000	Salts and esters of stearic acid	436 359	3 894 547	947 195	8 219 656
2915901000	Acetyl chloride	71 884	169 655	164 821	669 932
2915902000	Lauric acid, myristic acid, their saltsand esters	347 352	7 084 644	770 286	17 384 982
2915909000	Oth saturated acyclic monocarboxylicacid and their anhydrides, ha	207 508	2 255 831	882 553	8 692 861
2916110000	Acrylic acid and its salts	314 837	3 635 254	665 190	7 755 163
2916120000	Esters of acrylic acid	2 656 693	16 273 397	5 041 923	32 351 987
2916130000	Methacrylic acid and its salts	68 001	964 603	201 299	2 791 832
2916141000	Methyl methacrylate	1 604 157	30 010 428	3 323 968	63 189 373
2916149000	Other esters of methacrylic acid	46 881	1 898 851	193 764	6 671 130
2916150000	Oleic,linoleic or linolenic acids,theirsalts and esters	104 488	691 932	200 382	1 412 280
2916190000	Oth unsaturated acyclic monocarboxylicacids, their anhydrides,hal	160 570	1 312 766	1 049 840	6 760 314
2916200000	Cyclanic/cycloterpepenic, monocarbo acids, their anhyd,halid,peroxy	61 520	760 779	2 294 939	21 155 264
2916310000	Benzoic acid, its salts and esters	328 612	4 633 582	681 486	8 678 966
2916320000	Benzoyl peroxide and benzoyl chloride	19 379	452 621	35 372	723 658
2916340000	Phenylacetic acid and its salt	2	1 513	26	11 436
2916391000	2,4-dichlorophenyl acetic acid & itssalts and esters	147 799	1 205 762	633 267	4 991 209
2916392000	Esters of phenylacetic acid	154	5 057	23 497	295 243

**I.3. IMPOR MENURUT KOMODITI / IMPORT BY HS COMMODITY**  
**\*\*\* AGUSTUS/AUGUST 2012 \*\*\***

HS	Uraian Komoditi Commodity Description	Berat Bersih / Net Weight (Kg)		Nilai / Value C.I.F (US\$)	
		Bulan ini Current Month	Kumulatif Cum.Jan. to date	Bulan ini Current Month	Kumulatif Cum.Jan. to date
2916399000	Oth aromatic monocarboxylic acids,theiranhyd,halide&peroxi,per	24 066	334 587	384 513	3 124 303
2917110000	Oxalic acid, its salts and esters	147	790 032	2 109	1 081 396
2917121000	Diocetyl adipata, ita salts and esters	115 598	1 906 753	200 805	3 643 757
2917129000	Oth adipic acid, its salts and esters,oth than dioctyl adipata	60 614	509 878	169 100	1 379 736
2917130000	Azelaic acid, sebacic acid, their saltsand esters	28 010	235 800	105 325	1 032 159
2917140000	Maleic anhydride	1 427	1 028 994	8 887	1 884 194
2917190000	Other acyclic polycarboxylic acids,their anhyd,halid,peroxid&perox	130 615	1 311 733	286 702	3 579 010
2917200000	Cyclanic, cyclenic or cycloterpenic polycarboxylic acids, their anhy	97 525	568 296	213 969	1 422 390
2917320000	Dioctyl orthophthalates	298 000	4 034 552	398 615	6 620 561
2917330000	Dinonyl or didecyl orthophthalates	10 005	1 393 963	24 968	3 042 966
2917341000	Dybutyl orthophthalatas	16 810	125 139	32 443	261 911
2917349000	Other esters of orthophthalic acid	231 572	1 632 561	473 958	3 840 564
2917350000	Phthalic anhydride	2 643 000	22 228 758	3 665 975	34 662 298
2917360000	Terephthalic acid and its salts	4 200 000	51 019 780	4 204 032	58 556 831
2917370000	Dimethyl terephthalate	0	245 902	0	376 880
2917391000	Triocetyltrimellitate	40 361	411 164	100 991	1 083 717
2917392000	Oth phthalic compoud of kind used asplasticisers&ester of phthalic	33 703	701 101	72 072	1 482 492
2917399000	Oth aromatic polycarboxylic acids, their anhydrides, halides & per	588 866	4 709 538	1 048 596	8 911 467
2918110000	Lactic acid, its salts and esters	147 502	2 013 248	325 738	4 418 060
2918120000	Tartaric acid	16 500	174 165	69 175	519 670
2918130000	Salts and esters of tartaric acid	74 490	466 328	165 131	1 179 007
2918140000	Citric acid	1 977 610	26 573 530	2 395 767	29 397 806
2918151000	Calcium citrata	69 723	1 190 305	128 393	1 809 845
2918159000	Other salts and esters of citric acid	358 557	4 779 291	517 567	6 939 590
2918160000	Gluconic acid, its salts and esters	130 915	3 358 626	173 901	3 440 702
2918190000	Oth carboxylic acids w/ alcohol func butw/o oth oxygen func, their	36 500	1 178 442	80 197	2 960 097
2918210000	Salicylic acid and its salts	25 736	249 558	103 969	929 373
2918220000	O-acetylsalicylic acid,its salts andesters	2 000	209 773	13 028	812 523
2918230000	Oth ester of salicylic acid and theirsalts	93 991	1 264 183	307 607	4 348 662
2918291000	Alkyl sulphonic ester of phenol	261	7 226	13 234	139 677
2918299000	Oth carboxylic acids w/ phenol func butw/o oxygen func,their anh	9 517	435 339	141 363	3 510 471
2918300000	Carboxylic acids w/ aldehyde/ketone func but w/o oxygen func & f	62 182	496 973	760 086	5 621 353
2918910000	2,4,5-t(ISO) (2,4,5-trichlorophenoxyacetic acid), its salt & esters	0	425 913	0	787 139
2918990000	Oth carboxylic acid w/ oxygen func&halid,anhyd,peroxid,peroxyac	73 571	730 867	430 530	4 842 040
2919100000	Tris(2,3-dibromopropyl) phosphate	8 040	60 568	18 170	217 125
2919900000	Oth phosphoric ester & their salts inclactophosphates,their halog	10 326	230 906	26 691	705 058
2920110000	Parathion (ISO) & parathion-methyl (ISO) (metylparathion)	2 319	48 035	13 808	356 237
2920190000	Oth thlophosphoric esters and theirsalts,their halogeneted,nitrate	36 366	119 513	186 424	505 157
2920901000	Dimethyl sulphate (dms)	6 595	188 440	33 282	232 273
2920909000	Oth esters of oth inorganic acids of nonmetal&their salts,than dim	27 070	163 582	59 433	415 861
2921110000	Methylamine, di- or trimethylamine andtheir salts	185 637	1 944 659	424 138	4 138 552
2921190000	Oth acyclic monoamines &their derivative,salts thereof	570 318	7 058 690	1 046 220	17 026 029
2921210000	Ethylenediamine and its salts	395 435	2 369 227	778 189	5 134 785
2921220000	Hexamethylenediamine and its salts	21 953	237 510	132 634	1 005 870
2921290000	Oth acyclic polyamines &their derivative; salt thereof	119 040	2 403 464	389 610	7 764 100
2921300000	Cyclanic, cyclenic /cycloterpenic mono/polyamines&their derivati	652 991	8 118 652	1 433 530	12 729 714
2921410000	Aniline and its salts	56 000	717 144	158 955	2 103 662
2921420000	Aniline derivatives and their salts	44 659	1 425 318	176 043	4 184 109
2921430000	Toluidines & their derivatives; saltsthereof	4 840	16 940	76 165	138 553
2921440000	Diphenylamine & its derivatives; saltsthereof	10 718	94 294	53 386	444 520
2921450000	1-naphthylamine (_-naphthylamine),2-naphthylamine (?-naphthyl	63 772	522 427	184 590	2 000 669
2921490000	Oth aromatic monoamines & their derivate; salts thereof	1 086	59 802	5 546	331 196
2921510000	O-,m-,p-phenylenediam, diaminotoluenes&their derivatives; salts	181 358	2 232 273	555 240	7 559 220
2921590000	Oth aromatic polyamines & their derivate; salts thereof	216 213	2 157 788	993 179	9 932 539
2922110000	Monoethanolamina and its salts	119 458	856 049	176 581	1 345 164
2922120000	Diethanolamine and its salts	213 760	1 442 558	295 872	1 967 470
2922130000	Triethanolamine and its salts	221 776	1 218 697	385 018	2 404 669
2922191000	Ethambutol &its salts, esters&oth derivesuitable for produc of ant	6 652	79 611	33 164	990 083
2922192000	D-2-amino-n-butyl-alcohol	8 689	90 028	28 747	384 110
2922199000	Oth amino-alcohols,cont one kind of oxygfunc, their athers&ester;	23 157	424 388	590 650	5 294 259
2922210000	Amino hydroxynaphthalene sulphonic acids and their salts	102 160	1 723 520	453 694	5 342 547
2922290000	Oth amino naphthols&oth amino phenol cont one kind of oxygen fu	31 611	426 599	167 488	3 092 525
2922310000	Amfepramone (INN), methadone (INN) & normethadone (INN); sa	0	282	0	89 050
2922390000	Oth amino aldehydes, amino ketones&aminoquinones cont one ki	2 158	42 125	49 893	485 345
2922410000	Lysine and its esters; salts thereof	490 747	4 540 196	1 039 484	11 623 900
2922421000	Glutamic acid	504 009	4 390 350	715 995	6 536 076
2922422000	Monosodium glutamate (MSG)	1 366 000	14 962 876	1 663 738	17 974 240
2922429000	Oth salt of glutamic acid	785	59 778	16 466	337 004
2922430000	Anthranilic acid and its salts	0	5 700	0	29 355
2922491000	Mephenamic acid and its salts	78 289	523 110	598 939	4 557 968
2922499000	Oth amino acids, cont one kind of oxygenfunc & their esters; salt t	135 071	2 330 811	545 555	15 339 092

**I.3. IMPOR MENURUT KOMODITI / IMPORT BY HS COMMODITY**  
**\*\*\* AGUSTUS/AUGUST 2012 \*\*\***

HS	Uraian Komoditi Commodity Description	Berat Bersih / Net Weight (Kg)		Nilai / Value C.I.F (US\$)	
		Bulan ini Current Month	Kumulatif Cum.Jan. to date	Bulan ini Current Month	Kumulatif Cum.Jan. to date
2922501000	P-aminosalicylic acid & its salts,esterand other derivatives	51 238	715 864	124 416	1 678 680
2922509000	Oth amino-alcohol/amino-acid-phenols&othamino compound w/	16 312	303 689	292 744	3 325 922
2923100000	Choline and its salts	673 150	7 984 043	778 693	10 346 847
2923201000	Lecithins, whether or not chemicallydefined	712 184	7 332 112	870 852	9 142 949
2923209000	Phosphoaminolipids, whether or notchemically defined	3 658	132 860	104 686	956 777
2923900000	Oth quarternary ammonium salts andhydroxides whether/not che	234 026	3 664 853	347 809	6 962 486
2924120010	Monocrotophos (ISO)	0	2	0	1
2924120090	Fluoroacetamide (ISO) & phosphamidon(ISO)	0	49 729	0	280 868
2924190000	Oth acyclic amides (incl acyclic carbamates) & their derivatives; sal	217 484	2 213 002	565 246	5 973 229
2924211000	4-ethoxyphenylurea (dulcin)	450	1 504	104 936	115 236
2924212000	Diuron and monoureon	18 360	73 604	109 623	433 435
2924219000	Oth ureines & their derivatives; saltsthereof	10 000	217 762	68 800	1 232 440
2924230000	2-acetamidobenzoic acid(n-acetylantrhanilic acid) and its salts	0	125	0	15 327
2924291000	Aspartame	101 434	1 131 019	1 758 930	19 466 142
2924292000	Butylphenylmethyl carbamate, methylisopropyl phenyl carbamate	16 193	461 937	65 017	1 944 366
2924299010	Asetaminophen(paracetamol);salicylamide; ethoxybenzamide	333 150	4 812 779	1 190 195	17 599 858
2924299090	Oth cyclic amides(incl cyclic carbamate) and their derivatives; salts	211 435	1 182 693	1 087 767	8 726 108
2925110000	Saccharin and its salts	42 000	362 153	222 800	2 046 396
2925190000	Oth imides & their derivatives; saltsthereof	26 789	164 359	129 811	778 136
2925210000	Chlordimeform (ISO)	0	7 000	0	32 200
2925290000	Oth imines and their derivatives; andsalts thereof	36 039	296 042	463 897	2 705 168
2926100000	Acrylonitrile	509 221	4 996 437	873 138	10 210 349
2926200000	1-cyanoguanidine (dicyandiamide)	48 538	369 405	215 472	2 245 525
2926900000	Other nitrile-function compounds	40 239	763 530	1 766 413	23 605 604
2927001000	Azodicarbonamide	91 925	1 504 856	253 584	3 837 311
2927009000	Oth diazo-, azo- or azoxy-compounds	200 539	2 656 116	610 639	7 774 242
2928001000	Linuron	0	2 823	0	9 914
2928009000	Oth organic derivatives of hidrazine orof hydroxylamine	30 566	571 092	214 341	2 818 059
2929101000	Diphenylmethena dilsocyanata (MDI)	1 201 640	13 580 922	2 746 549	30 192 777
2929102000	Toluene dilsocyanate	1 975 510	22 836 368	4 614 204	51 668 450
2929109000	Oth isocyanates	262 476	2 814 739	617 416	5 339 627
2929901000	Sodium cyclamate	117 000	511 199	234 000	1 029 366
2929909000	Oth compounds with other nitrogen funct	16 400	69 452	92 650	329 511
2930200000	Thiocarbamates and dithiocarbamates	280 576	2 076 674	992 149	8 121 747
2930300000	Thiuram mono-, di- or tetrasulphides	6 459	160 772	20 812	464 026
2930400000	Methionine	1 827 256	16 035 827	7 550 977	69 680 873
2930500000	Captafol (ISO) & methamidophos (ISO)	0	6	0	206
2930901000	Dithocarbonates	188 464	574 603	633 281	2 374 453
2930909000	Oth organo-sulphur compounds	690 141	7 526 476	2 759 846	34 119 138
2931101000	Tetramethyl lead	1 200	251 179	18 608	1 117 216
2931102000	Tetraethyl lead	197	1 248	2 880	15 212
2931200000	Tributyltin compounds	11 900	193 770	175 525	839 542
2931902000	N-(phosphonomethyl) glycine and saltsthereof	1 284 414	14 389 494	4 625 661	50 513 372
2931903000	Ethephone	17 845	300 138	39 852	1 370 215
2931904100	Organo-arsenic compounds in liquid form	38 848	373 791	46 919	802 023
2931904900	Organo-arsenic compounds not liquid form	64 560	537 447	258 434	2 818 641
2931909010	Dimethyltin dicloride (DMTDCL)	93 700	1 094 711	566 960	7 037 367
2931909090	Oth of oth organo-inorganic compounds	32 440	1 116 080	190 830	2 784 190
2932110000	Tetrahydrofuran	28 966	269 067	116 899	1 111 002
2932120000	2-furaldehyde (furfuraldehyde)	0	188 157	0	429 406
2932130000	Furfuryl alcohol and tetrahydrofurfurylalcohol	52 468	905 252	101 926	2 050 335
2932190000	Oth comp cont an unfused furan ring(whet/not hydrogenated) in	4 976	90 131	213 666	3 952 114
2932200010	Coumarin, methylcoumarins andethylcoumarins	4 757	117 243	54 368	1 112 221
2932200090	Other lactones	73 304	885 087	630 263	6 999 607
2932920000	1-(1,3-benzodioxol-5-yl) propan-2-one	0	57	0	1 314
2932930000	Piperonal	1 000	49 203	26 800	1 270 726
2932950000	Tetrahydrocannabinols (all isomers)	0	150	0	80 600
2932991000	Carbofuran	56 981	985 164	1 325 824	16 437 404
2932999000	Oth compound contain unfused furan ring(whet/not hydrogenatec	126 779	1 320 464	1 464 141	14 211 930
2933111000	Dipyrone (analgin)	8 207	293 160	122 633	2 840 959
2933119000	Oth phenazone (antipyrin) and its derive	10 002	205 521	171 747	2 867 115
2933190000	Oth compound contain an unfused pyrazole ring (whet/not hydroç	18 305	223 130	329 924	12 983 977
2933210000	Hydantoin and its derivatives	9 006	69 718	52 074	345 068
2933291000	Cimetidine	138	16 323	6 050	505 967
2933299000	Oth compounds cont an unfused imidazolering (whet/not hydrohe	20 635	434 149	535 147	7 022 067
2933310000	Pyridine and its salts	21 045	755 206	228 217	3 135 078
2933320000	Piperidine and its salts	10	16	1 271	1 452
2933330000	Alfentanil (INN), anileridine (INN), bezitramide(INN),bromazepam(	10	112	8 643	57 866
2933391000	Chlorpheniramine and isoniazid	1 810	54 660	173 722	1 463 582
2933393000	Paraquat salts	1 243 581	12 787 213	3 432 572	35 531 522
2933399000	Oth compound cont unfused pyridine ring(whet/not hydrogenatec	32 005	3 718 654	1 899 442	35 372 468

**I.3. IMPOR MENURUT KOMODITI / IMPORT BY HS COMMODITY**  
**\*\*\* AGUSTUS/AUGUST 2012 \*\*\***

HS	Uraian Komoditi Commodity Description	Berat Bersih / Net Weight (Kg)		Nilai / Value C.I.F (US\$)	
		Bulan ini Current Month	Kumulatif Cum.Jan. to date	Bulan ini Current Month	Kumulatif Cum.Jan. to date
2933490000	Oth comp cont in struc a quinoline/isoquinoline ring-syst(whet/no	41 493	251 572	653 790	8 943 769
2933520000	Malonylurea (barbituric acid) and its salts	1	20	236	5 475
2933530000	Allobarbitol(INN), amobarbitol(INN), barbitol(INN), butalbital, butob.	0	129	0	13 152
2933540000	Other derivative of malonylurea (barbituric acid), salts thereof	4	33	1 060	6 843
2933591000	Diazinon	0	93 018	0	585 349
2933599000	Oth comp cont pyrimidine ring (whet/nohydrogenated)/piperazin	70 617	754 886	1 982 002	17 876 213
2933610000	Melamine	521 500	13 188 884	741 060	17 292 331
2933690000	Oth comp cont unfused triazine ring(whet/not hydrogenated) in st	315 143	5 723 441	601 642	10 403 497
2933710000	6-hexanelactam (epsilon-caprolactam)	2 245 547	25 668 950	5 186 569	68 326 595
2933720000	Clobazam (INN) and methyprylon (INN)	0	40 089	0	323 951
2933790000	Oth lactams oth than 6-hexanelactam & clobazam & methyprylon	19 388	239 333	116 747	2 897 264
2933910000	Alprazolam(INN), camazepam, chlordiazepoxide(INN), clonazepam,	154	3 244	76 675	642 802
2933991000	Mebendazole or parbendazole	14 723	91 728	214 909	1 668 667
2933999000	Oth heterocyclic compounds with nitrogenhetero-atom(s) only	28 238	589 418	1 054 842	15 832 010
2934100000	Compounds contain unfused thiazole ring(weth/not hydrogenated	17 177	86 943	138 213	2 546 265
2934200000	Compound containing in structure a benzothiazole ring-system, nc	52 055	1 323 601	212 349	5 117 917
2934300000	Compound containing in structure a phenothiazine ring-system, no	59	99 231	190 042	1 396 476
2934910000	Aminorex(INN), brotizolam(INN), clotiazepam, cloxazolam, pemolin	5	6 162	3 800	48 076
2934991000	Nucleic acid and its salts	46 443	460 909	289 642	6 700 324
2934992000	Sultones, sultams, diltiazem	1 269	27 951	191 573	2 807 683
2934993000	6-amino penicillanic acid	5 769	27 489	83 091	400 297
2934994000	3-azido-3- deoxythymidine	0	21 644	0	143 210
2934999000	Other nucleic acids&their salts,whet/not chemically define; oth hei	132 572	812 051	5 521 377	31 348 818
2935000000	Sulphonamides.	146 825	1 528 719	1 574 870	19 616 950
2936210000	Vitamins A & their derivatives	32 743	241 037	767 904	7 178 052
2936220000	Vitamins B1 & its derivatives	18 260	181 465	541 661	5 417 728
2936230000	Vitamin B2 & its derivatives	8 279	98 599	217 168	3 190 680
2936240000	D- or dl-pantothenic acid (vit B3 or vit B5) & its derivatives	19 241	335 369	204 337	3 867 469
2936250000	Vitamin B6 & its derivatives	13 074	242 288	354 319	5 610 256
2936260000	Vitamin B12 & its derivatives	1 426	31 486	103 934	2 784 739
2936270000	Vitamin C & its derivatives	380 144	2 293 235	2 101 170	15 111 939
2936280000	Vitamin E & its derivatives	48 086	592 627	874 737	16 689 751
2936290000	Oth vitamins & their derivatives	68 191	1 028 163	649 743	11 278 231
2936900000	Provitamin, incl natural concentrates, & its derivative for vit, interr	101 448	1 953 596	1 137 078	15 662 170
2937190000	Oth polypeptide/protein/glycoprotein hormones, its derivative & stu	5	129	4 685	60 229
2937210000	Cortisone, hydrocortisone, prednisone & prednisolone (dehydrohyd	330	3 744	330 700	3 024 640
2937220000	Halogenated derivatives of corticosteroidal hormones	192	2 823	243 700	4 500 056
2937230000	Oestrogens & progestogens	1 370	6 505	287 819	10 493 232
2937290000	Oth steroidal hormone, their derivative & structural analogues	97	1 574	187 325	3 361 335
2937500000	Prostaglandins, thromboxanes & leukotrienes, their derivatives & st	1	29	3 150	69 575
2937901000	Hormones of oxygen-function amino-compounds	0	49 272	0	593 729
2937909000	Oth hormone, its derivative & structural analogues	181	2 721	55 832	744 105
2938100000	Rutoside (rutin) & its derivatives	813	2 879	23 642	168 284
2938900000	Oth glycoside, natural/reprod by synth & their salts, ethers, esters	7 687	46 118	291 875	1 877 158
2939119000	Buprenorphine, codein, ethylmorphin, etorpin, heroin, morphine, ox	0	3	0	2 250
2939190000	Oth alkaloids of opium & their derivatives; salts thereof	0	3 333	0	818 537
2939201000	Quinine and its salts	0	1 000	0	111 000
2939209000	Oth alkaloid of cinchona and heir derivatives; salts thereof, oth tha	125	538	16 674	56 410
2939300000	Caffeine & its salts	43 436	442 541	355 318	3 600 456
2939410000	Ephedrine & its salts	1 175	7 197	63 475	404 484
2939420000	Pseudoephedrine (INN) & its salts	5 850	30 538	305 730	1 681 850
2939490010	Phenylpropanolamine HCl (PPA)	50	16 064	2 450	721 159
2939490090	Oth ephedrines and their salts oth than ephedrin, pseudo, cathine	0	2	0	172
2939510000	Fenetyline(INN) & its salts	0	1 173	0	60 250
2939590000	Oth theophylline & aminophylline & their derivative; salts thereof, (	693	270 815	202 069	2 208 120
2939620000	Ergotamine (INN) & its salts	0	4	0	40 085
2939630000	Lysergic acid & its salts	0	5	0	38 521
2939690000	Oth alkaloids of rye ergot & its derivative; salts thereof	0	64	0	169 769
2939919000	Ecgonine, levometamfetamine, metamfetamine, metamfet racemat	0	125	0	11 575
2939991000	Nicotine sulphate	2	2 283	502	112 492
2939999000	Oth vegetable alkaloids, natural/reprod by synthesis; their salts, eth	1 285	14 940	260 000	2 222 062
2940000000	Sugars, chemically pure oth than sucrose, lactose, maltose, glucose	152 639	1 468 363	574 512	6 490 071
2941101100	Amoxicillins & its salts, non-sterile	4 175	97 268	227 533	2 993 685
2941101900	Amoxicillins & its salts, sterile	28 892	545 686	857 272	14 320 064
2941102000	Ampicillin & its salts	16 804	85 288	527 962	6 354 829
2941109000	Oth penicillins & their derive w/ penicillanic acid structure; salt the	1 481	57 579	87 457	7 688 895
2941200000	Streptomycins & their derivatives; salt thereof	508	66 475	14 837	303 293
2941300000	Tetracyclines & their derivatives; salt thereof	15 323	251 853	249 980	4 762 050
2941400000	Chloramphenicol & its derivatives; salt thereof	5 594	67 595	144 143	2 059 922
2941500000	Erythromycin & its derivatives; salt thereof	3 307	56 468	1 052 280	6 924 767
2941900000	Oth antibiotics	153 491	1 054 800	5 134 159	40 264 059

**I.3. IMPOR MENURUT KOMODITI / IMPORT BY HS COMMODITY**  
**\*\*\* AGUSTUS/AUGUST 2012 \*\*\***

HS	Uraian Komoditi Commodity Description	Berat Bersih / Net Weight (Kg)		Nilai / Value C.I.F (US\$)	
		Bulan ini Current Month	Kumulatif Cum.Jan. to date	Bulan ini Current Month	Kumulatif Cum.Jan. to date
2942000000	Oth organic compounds.	48 648	931 920	765 895	9 473 302
3001200000	Extracts of glands or oth organs or oftheir secretions, for organo-tl	300	2 931	7 394	232 036
3001900000	Gland&oth organ for organo-therapeutic&human/animal substanc	0	3 000	0	34 557
3002101000	Plasma protein solutions	140	6 398	35 000	1 797 911
3002103000	Antisera&modified immunological productwhet/not modified/obt	6 788	26 270	2 382 289	8 792 261
3002109000	Oth blood fractions, whet/not modified/obtain by biotechnologica	963	42 065	257 255	12 823 984
3002201000	Tetanus toxoid	100	100	30 150	30 150
3002202000	Pertusis, measles, meningitis or poliovaccines	0	5 795	0	6 373 110
3002209010	Hepatitis vaccine	130	10 202	54 644	2 931 868
3002209090	Oth vaccines for human medicine oth than tetanus,partusis,messk	1 430	37 028	1 024 630	18 068 963
3002300000	Vaccines for veterinary medicine	41 258	578 239	2 021 236	21 142 773
3002900000	Human blood:animal blood for therapeutic,prophylactic/diagnosti	27 715	129 614	1 240 811	7 611 188
3003101000	Medicaments cont amoxiclin (INN) or itsalts, not for retail sale	0	7 082	0	34 000
3003109000	Oth medcn cont penicillins /derivative'sw/ penicillanic acid stru,nc	193	240 144	6 777	361 882
3003200000	Medicaments containing oth antibiotics	159	1 481	72 091	611 047
3003390000	Medicaments cont hormon oth insulin/prodhead 2937 not cont ar	4 707	24 155	251 416	852 145
3003400010	Medicaments containing quinine and itsalts, not for retail sale	0	5	0	383
3003400090	Medicament cont alkaloid/driv not containhormone/head 2937/an	0	2 778	0	1 062 334
3003900000	Oth medicaments cont mix _2 constituentsfor therapeutic/prophy	72 920	302 011	733 781	6 222 492
3004101500	Medicaments cont penicillin G (excl penicillin G benzhatine),pheno	2	102	680	1 779
3004101600	Medicaments cont ampicillin,amoxycillin/their salts, of a kind take	9 127	11 677	55 592	78 369
3004101900	Oth medicaments cont penicillins/theirderivatives, in doses/for re	25 883	89 464	479 469	3 604 711
3004102100	Medicaments cont streptomycins/derivativ, in ointment form, in d	11	18	403	778
3004102900	Medicaments cont streptomycins/derivativ,other than ointment fr	3 000	8 828	253 794	1 444 243
3004201000	Medicaments cont gentamycin, lincomycin,sulfamethoxazole/deri	0	402	0	325 327
3004203100	Medicaments cont erythromycin/its derivative for taking orally, fo	0	13 252	0	222 280
3004203900	Oth medicaments cont erythromycin/derive,oth for taking orally/c	246	3 242	123 760	616 332
3004207100	Medicaments cont tetracycline/chloramphenicols/derive for taker	0	16 125	0	100 236
3004207900	Medicaments cont tetracycline/chloramphenicols/derive oth take	15 524	53 826	136 851	530 753
3004209100	Oth medicaments cont oth antibiotics for taking orally/ointment fr	0	2 731	0	709 327
3004209900	Oth medicaments cont oth antibiotics oth taking orally/ointment f	11 377	272 755	247 447	7 877 727
3004310000	Medicaments contain insulin-but not contantibiotics, in doses/for	5 426	41 739	2 375 974	19 456 228
3004324000	Medicaments cont hydrocortisone sodiumsuccinate/fluocinolone ;	70	686	444	8 535
3004329000	Oth med cont corticosteroid hormon,theirderivative/struc analog,	643	18 030	78 880	1 999 763
3004390000	Oth med cont hormon oth than coricosteroid&insulin,not cont ant	43 462	172 370	3 275 379	13 289 971
3004401000	Medicaments cont morphine/its derivative ,for injection, in doses	0	558	0	54 094
3004402000	Medicaments cont quinine hydrochloride/dihydro-chlorid,for injec	213	960	16 500	59 210
3004404000	Medicaments cont quinine/its salts/ antimalaria subtc oth than he	416	6 503	20 392	478 150
3004405000	Medicaments cont papaverine/berberine,of taken orally,in doses	0	1 305	0	127 200
3004409010	Medicaments cont morphine/its derivative,for taking orally, in dos	0	575	0	439 279
3004409090	Medi cont oth alkaloids/derive thereof,not cont hormones/antibic	8 639	71 753	837 094	3 791 539
3004501000	Oth medicament cont vitamins of a kindsuitable for children in syr	8 685	70 236	88 843	554 361
3004502100	Oth medicament cont vitamins > 1 of kind taken orally	0	15	0	6 700
3004502900	Oth medicament cont vitamins>1 oth thanof kind taken orally	4 054	33 819	105 239	1 168 842
3004509100	Oth medicaments cont vitamins A,B or C	192	1 898	18 312	481 391
3004509900	Oth medicament cont vitamin (oth than A,B,C) or oth products of l	15 290	165 667	944 439	4 173 795
3004901000	Transdermal therapeutic systems patchesfor cancer treatment or l	656	31 132	115 429	4 592 393
3004902000	Closed sterile water for inhalation,pharmaceutical grade	313	2 917	45 634	293 783
3004903000	Antiseptics	32 936	325 219	145 474	1 835 613
3004904100	Anaesthetics containing procainehydrochloride	0	671	0	1 354
3004904900	Oth anaesthetics oth than cont procainehydrochloride	1 591	16 474	253 071	1 710 497
3004905200	Analgesics,antipyretics & oth med contchlorphenimamine maleate	0	40	0	28 564
3004905300	Analgesics,antipyretics & oth med contdeclufenac, of kind taken o	0	13 500	0	184 714
3004905400	Analgesics,antipyretics & oth med contpiroxicam (INN) or ibuprofe	0	90	0	460
3004905500	Oth analgesic,antipyretic&oth cough/coldmedicament, in liniment	234	385	14 448	21 560
3004905990	Oth analgesics,antipyretics & oth cough/cold medicmn, whet/not	2 504	21 286	168 563	1 630 744
3004906100	Antimalarials cont artemisinin, artesunate or chloroquine	2 307	2 307	108 650	108 650
3004906900	Oth antimalarials oth than use forherbal medicaments	0	3 822	0	24 243
3004907100	Anthelmintic containing piperazine ormebendazole (INN)	0	378	0	5 885
3004907200	Other anthelmintic use for herbalmedicaments	0	2 703	0	6 310
3004907900	Other anthelmintic oth than use forherbal medicaments	828	834	65 445	65 615
3004908100	Oth med for cancer,HIV/AIDS/oth intractable disease cont deferox	581	3 839	77 179	797 760
3004908200	Anti HIV/AIDS medicaments	150	7 418	80 000	2 082 150
3004908900	Oth medicaments for other intractablediseases oth than HIV/AIDS	1 743	26 513	1 248 447	28 675 160
3004909100	Oth medicam cont sodium chloride/glucose, for infusion	294 608	4 326 908	748 256	6 278 165
3004909200	Oth medicam cont sorbitol/salbutamol for infusion	2 767	68 254	85 276	551 429
3004909300	Oth medicam cont sorbitol/salbutamol inother form	0	44 000	0	25 520
3004909400	Oth medicam cont cimetidine/ranitidine,oth than for injection/infi	7 236	29 666	1 776 826	9 508 087
3004909500	Oth med cont phenobarbital, diazepam/chlorpromazine oth than f	0	5 971	0	237 472
3004909600	Nasal drop med cont naphazoline,xylometazoline/oxymetazoline,	0	1 268	0	9 740
3004909800	Other medicament for herbal medicaments, for retail sale	0	672 783	0	1 451 722



**I.3. IMPOR MENURUT KOMODITI / IMPORT BY HS COMMODITY**  
**\*\*\* AGUSTUS/AUGUST 2012 \*\*\***

HS	Uraian Komoditi Commodity Description	Berat Bersih / Net Weight (Kg)		Nilai / Value C.I.F (US\$)	
		Bulan ini Current Month	Kumulatif Cum.Jan. to date	Bulan ini Current Month	Kumulatif Cum.Jan. to date
3004909900	Other medicaments oth than herbal medicaments, for retail sale	638 292	107 598 011	11 943 535	138 055 005
3005101000	Adhesive dressing&oth articles w/ adhesive layer,impregnate/coat	15 144	92 315	309 648	1 140 409
3005109000	Adhesive dressing&oth articles w/ adhesive layer than impreg/coa	2 718	70 692	51 952	1 013 301
3005901000	Bandages,impregnated/coated w/ pharmacysubst,for retail for me	39 233	353 813	62 802	1 789 193
3005902000	Gauze, impregnated/coated w/ pharmacysubst,for retail for medic	10 728	113 376	107 876	997 941
3005909000	Wadding&similar articles,impregnated/coate w/pharmacy subst,fr	6 056	61 703	179 867	2 576 266
3006101000	Sterile absorbable surgical/dental yarn; sterile surgical/dental adhi	269	15 123	46 849	227 253
3006109000	Sterile surgical catgut,sterile adhesive tissue for surgicl wound clos	6 008	37 431	976 163	6 557 079
3006200000	Blood-grouping reagents	1 449	9 205	229 613	1 348 828
3006301000	Barium sulfate (for taking orally)	0	5 638	0	2 455
3006302000	Reagents of microbial origin of kindsuitable for veterinary biologic	420	1 217	3 876	56 573
3006303000	Oth microbial diagnostic reagents	13	92	798	10 136
3006309000	Oth opacifying prep for x-ray exam;othdiagnostic reagents designe	5 001	48 045	312 810	2 784 785
3006401000	Dental cements & oth dental fillings	1 623	25 785	60 889	451 509
3006402000	Bone reconstruction cements	39	184	2 866	15 238
3006500000	First-aid boxes & kits	194	7 513	3 608	133 656
3006600000	Chemical contraceptive prep based on hormones/on product heac	0	27 302	0	1 158 850
3006700000	Gel prep designe used in human/vet medic as lubricant for parts o	8 641	42 459	372 538	2 473 518
3006910000	Appliances identifiable for ostomy use	57	521	4 072	144 653
3006929000	Waste pharmaceuticals of medic oth thanfor treatment of cancer,	0	774	0	18 434
3101001100	Supplement fertilizers in liquid form,not chemical treat-of solely v	21 227	203 899	32 372	441 040
3101001200	Supplement fertilisers in liquid form,chemical intreated of solely v	0	303 674	0	36 064
3101001900	Oth supplement fertilisers chem/not chem treated oth than liquid	0	2 192 242	0	1 408 462
3101009100	Supllment fertilisers, in liquid form, not chemically treated of ani	0	38 646	0	240 135
3101009900	Oth animal/vegetable fertilisers,mixing/chemical treat of animal/v	0	42 633	0	29 604
3102100000	Urea, whether/not in aqueous solution	17 744 250	50 562 062	8 380 377	22 467 241
3102210000	Ammonium sulphate	26 952 214	572 351 363	6 477 589	141 275 598
3102290000	Double salts & mix of ammonium sulphate& ammonium nitrate	464	72 465	5 369	184 842
3102300000	Ammonium nitrate, whether/not in aqueous solutions	22 938 770	248 585 103	12 654 490	144 920 920
3102400000	Mixture of ammonium nitrate with calcium carbonate/oth inorgar	0	1 232 003	0	516 939
3102500000	Sodium nitrate	752 000	5 373 721	358 993	2 865 516
3102600000	Double salts & mixtures of calciumnitrate & ammonium nitrate	146 000	7 540 180	68 849	2 997 226
3102800000	Mixtures of urea & ammonium nitrate inaqueous or ammoniacal s	0	500	0	4 480
3102900000	Oth mineral/chem fertilisers,nitrogenous,incl mixt not specified in	1 577 400	3 690 396	843 909	2 105 922
3103109000	Superphosphates not feed grade	75 845 650	660 233 850	29 065 712	269 310 400
3103901000	Calcined phosphetic fertilisers	0	50 000	0	10 050
3103909000	Other mineral or chemical fertilisers,phosphatic, oth than superph	127 142 589	923 787 547	17 712 178	128 312 831
3104200000	Potassium chloride	228 676 740	1 866 589 770	112 087 014	947 293 149
3104300000	Potassium sulphate	27 000	751 682	19 548	532 658
3104900000	Other mineral/chemical fertilisers,potassic,oth than potassium chl	2 783 687	25 137 832	1 398 149	15 923 341
3105102000	Min/chem fert cont 2/3 of nitrogen,phosphorus&potassium,in tab	0	2 615 389	0	1 448 415
3105109000	Oth min/chem fert cont 2/3 of nitrogen,phosp&potass,in tabs/sim	233	18 728	1 560	79 365
3105200000	Mineral/chemical fertiliser contan 3 elements nitrogen,phosphoru	16 874 972	216 459 152	9 733 401	128 652 951
3105300000	Diammonium hydrogenorthophosphate(diammonium phosphate)	11 702 235	151 083 217	7 045 430	93 328 569
3105400000	Ammonium dihydrogenorthophosphate (monoammon phosph)&r	1 026 300	33 285 778	584 947	22 132 195
3105510000	Oth mineral/chemical fertilisers contain nitrates & phosphates	2 500 224	3 363 870	1 035 598	1 434 579
3105590000	Oth mineral/chemical fertilisers contain nitrogen&fosfor, than nitr	10 926 403	34 257 370	2 756 201	15 639 290
3105600000	Mineral/chemical fertilisers contain 2fertilising element phosphori	0	118 578	0	127 540
3105900000	Oth mineral/chemical fertiliser cont 2/3elements nitrogen,phosph	2 000 950	31 214 949	937 369	16 332 545
3201100000	Quebracho extract	75 550	142 463	122 590	306 556
3201200000	Wattle extract	35 000	302 488	32 200	478 526
3201901000	Gambier	0	3 894	0	17 225
3201909000	Oth tanning extract of vegetable origin;tannine & their salts,esters	2 495	37 561	19 825	235 039
3202100000	Synthetic organic tanning substances	191 834	2 077 657	387 807	3 515 024
3202900000	Inorganic tanning subst;tanning prep whe/not cont natura tanning	206 807	2 064 457	291 795	2 966 343
3203001000	Coloring matter of vegetable or animalsuitable for use in food/drir	15 640	110 691	220 962	2 292 928
3203009000	Coloring matter of vegetable/animal notsuitable for use in food/di	337	60 536	24 522	730 293
3204111000	Disperse dyes & preparations based thereon, crude	362 231	6 323 454	1 900 459	28 505 548
3204119000	Disperse dyes & preparations based thereon, oth than crude	573 222	5 808 186	2 814 130	32 446 750
3204121000	Acid dyes whether or not premetallised & preparations based ther	93 753	647 145	460 293	3 768 929
3204129000	Mordant dyes& preparations based thereon	24 072	200 622	176 655	1 558 086
3204130000	Basic dyes & preparations based thereon	74 003	431 017	467 774	2 743 181
3204140000	Direct dyes & preparations based thereon	292 938	3 446 951	1 209 598	14 445 327
3204150000	Vat dyes(incl those usable in that state as pigments) &preparation	102 552	2 104 164	699 760	13 942 458
3204160000	Reactive dyes&preparations based thereon	578 105	7 542 236	2 860 871	33 264 322
3204170010	Synthetic organic pigment in powder form	650 326	6 179 278	6 670 647	57 949 138
3204170090	Other pigment&preparations based thereonoth than in powder fo	268 912	4 372 136	1 501 171	26 419 959
3204190000	Oth synth organic coloring matter, inclmix of color subhead 3204.	238 099	3 676 623	1 020 738	11 009 826
3204200000	Synthetic organic prods of a kind usedas fluorescent brightening a	148 769	2 839 514	1 200 762	17 150 902
3204900000	Oth synthetic organic coloring, matter,w/ or not chemically define	379 344	2 253 649	804 117	7 151 096
3205000000	Color lakes;preparations as specified inthis chap based on color la	18 061	992 972	253 019	3 797 072

**I.3. IMPOR MENURUT KOMODITI / IMPORT BY HS COMMODITY**  
**\*\*\* AGUSTUS/AUGUST 2012 \*\*\***

HS	Uraian Komoditi Commodity Description	Berat Bersih / Net Weight (Kg)		Nilai / Value C.I.F (US\$)	
		Bulan ini Current Month	Kumulatif Cum.Jan. to date	Bulan ini Current Month	Kumulatif Cum.Jan. to date
3206111000	Pigment base on titanium dioxide contain by weight _ 80 % on dry	2 711 771	45 281 330	9 694 518	159 829 996
3206119000	Preparate base on titanium dioxide contain by weight _ 80 % on di	487 408	3 767 293	1 753 878	13 967 683
3206191000	Pigment base on titanium dioxide contain by weight < 80 % on dry	84 627	1 035 220	397 542	5 333 475
3206199000	Preparate base on titanium dioxide contain by weight < 80 % on di	140 743	1 105 615	772 346	5 618 171
3206201000	Chrome yellow,chrome green,molybdateorange/red base on chroi	132 849	904 395	551 054	4 006 171
3206209000	Oth pigments & preparations based onchromium compounds	28 452	216 041	197 245	1 240 570
3206411000	Preparations based on ultramarine	1 671	46 135	23 880	193 305
3206419000	Ultramarine	112 519	1 246 856	333 308	2 473 259
3206421000	Preparations based on zinc sulphide	2 147	58 558	12 950	101 376
3206429000	Litophone & oth pigments based on zincsulphide	33 419	740 856	253 284	1 751 604
3206491000	Preparations of other colouring matter	183 857	1 507 367	475 368	5 500 589
3206499000	Other colouring matter other than ultramarine & lithopone	244 254	2 269 598	1 598 975	15 064 019
3206501000	Preparations of inorganic pigment of akind used as luminophores	18 559	235 180	121 594	1 952 987
3206509000	Oth inorganic pigment/colouring matterof a kind used as luminopl	35 072	859 144	830 218	6 716 070
3207100000	Prepared pigments, prep opacifiers prepcolors & similar prep	623 834	6 163 880	2 426 400	23 836 374
3207201000	Enamel frits	397 188	4 243 417	555 346	5 044 985
3207209000	Oth vitrifiable enamels & glazes, engobe (slips) similar prep	1 869 126	12 773 965	694 367	14 254 466
3207300000	Liquid lustres & similar preparations	32 114	215 581	205 083	3 156 534
3207400000	Glass frit & oth glass, in the form ofpowder granules or flakes	5 801 738	59 468 662	3 709 523	33 142 370
3208101100	Varnishes>100-c hr,based on polyesterfor dental use, dispersed in	804	4 196	10 447	89 384
3208101900	Oth varnishes based on polyesters <100-c hr,disper in a nonaqueo	43 522	534 358	171 135	2 637 156
3208109000	Other paints & varnishe (incl enamels & lacquers)polyester dispers	275 072	2 865 958	1 562 441	16 289 836
3208204000	Anti-fouling/anti-corrosive paints forships hull base on acrylic/viny	190 346	1 119 178	663 011	4 218 129
3208207000	Varnishes (including lacquers), of akind used in dentistry	9 892	125 807	25 459	367 718
3208209000	Other paints & varnishes (incl enamels&lacquers) based on acrylic.	615 808	4 284 261	2 860 037	22 900 340
3208901100	Varnishes (incl.lacquers),exceed >100-cheat-resistant used in dent	2 145	24 582	31 191	238 765
3208901900	Varnishes (incl.lacquers),exceed >100-cheat-resistant used in oth t	247 612	4 447 701	1 993 376	21 738 860
3208902100	Varnishes (incl.lacquers),exceed <100-cheat-resistant used in dent	97	69 139	574	430 814
3208902900	Varnishes (incl.lacquers),exceed <100-cheat-resistant used in oth t	233 758	1 773 429	1 617 156	9 218 861
3208909000	Oth paints & varnishes dispersad/dissolved in a nonaqueous med	587 876	5 017 023	3 248 714	26 216 774
3209101000	Varnishes(inc lacquer)>100-c hr-acrylicvinyl polymer, dispersed in	339 041	1 875 168	843 082	4 220 266
3209104000	Leather paints-based on acrylic or vinyl polymers dispers in a aque	0	31 945	0	573 764
3209105000	Anti-fouling/corrosive paints for shipshulls based on acrylic/vynil p	92 482	1 156 854	320 924	3 216 394
3209109000	Oth paints & varnishes dispersedaqueous/dissolved in aqueuos mec	197 936	2 559 864	776 257	8 984 513
3209900000	Oth paints based on others varnishesdispers in a aqueous medium	796 762	3 650 702	2 698 996	13 061 561
3210001010	Varnishes (incl lacq) exc > 100-c hrresist of a kind used for finish le	23	8 457	1 845	109 735
3210001090	Varnishes (incl lacq) exc < 100-c hrresist of a kind used for finish le	91 056	396 634	261 681	1 493 878
3210002000	Distempers of a kind used for finishingleather	0	928	0	20 267
3210003000	Prepared water pigments of a kind usedfor finishing leather	14 219	162 630	33 978	487 371
3210005000	Polyurethane tar coating of a kind usedfor finishing leather	34 383	206 570	291 178	1 895 581
3210009100	Oth anti-fouling/corr paints for ships,hulls based on polyurethane	1 452	87 387	29 224	305 692
3210009900	Other paints & varnishes of a kind usedfor finishing leather	66 261	593 651	527 123	2 781 158
3211000000	Prepared driers	72 643	1 169 418	250 738	3 702 148
3212100000	Stamping foils	20 327	602 199	565 985	4 575 414
3212901100	Aluminium paste	36 244	1 312 139	447 212	9 261 719
3212901300	White lead dispersed in oil	18 462	125 008	112 788	869 548
3212901400	Oth pigments of aluminium paste, whitelead dispersed in oil for le	41 798	339 445	233 988	1 551 565
3212901900	Oth than pigments of aluminium paste,white lead dispersed in oil i	122 809	1 684 332	631 238	5 218 272
3212902100	Dyes and oth coloring matter put of informs or packing in the food	0	81	0	581
3212902200	Oth dyes used in the food or drinkindustries	162	988	813	5 207
3212902900	Oth than dyes in the food or drinkindustries	30 136	417 689	316 991	3 408 614
3213100000	Colours in tablet, tube, jar, bottle,pan, similar form or packing for :	56 300	694 078	241 864	2 082 992
3213900000	Oth color not in tablet, tube, jar,bottle, pan/similar form/packing	17 411	175 557	31 019	338 741
3214100000	Glaziers putty, grafting putty, cementscaulking compound	197 281	3 858 840	931 495	13 620 190
3214900000	Oth glaziers putty, grafting putty,cements caulking compound	589 657	7 528 115	1 720 637	15 352 784
3215111000	Printing uv curable inks-black	12 682	120 167	80 165	946 747
3215119000	Printing inks other than uv curableinks- black	226 318	2 080 071	4 583 623	57 899 446
3215190000	Printing inks, other than black	544 514	5 835 352	4 445 119	40 367 010
3215901000	Carbon mass for one time carbon paper	3	10 292	87	56 683
3215906000	Drawing ink and writing ink	17 804	228 583	183 913	2 380 372
3215907000	Ink of a kind suitable for use withduplicating machines of heading	10	5 158	182	90 143
3215909000	Oth ink of a kind suitable for use withduplicating machines of heac	77 562	987 499	604 463	7 319 266
3301120000	Essential oils of citrus of orange	95 678	459 222	743 057	4 790 042
3301130000	Essential oils of citrus of lemon	21 751	83 235	560 863	2 158 478
3301190000	Other essential oils of citrus fruit	12 984	64 631	313 959	1 543 894
3301240000	Essential oils - of peppermint(mentha piperita)	7 727	53 747	147 116	1 059 499
3301250000	Essential oils - oth of peppermint(mentha piperita)	2 838	100 480	67 817	941 218
3301290010	Oth essential oil of lemon grass,citronella, nutmeg, cinnamon, ginc	968	2 594	9 511	38 326
3301290020	Oth essential oils of sandalwood	500	3 972	10 050	391 457
3301290090	Oth essential oils-oth thanpharmaceutical grade	128 026	11 526 772	1 663 912	19 476 872
3301300000	Resinoids	9 839	117 863	161 614	1 728 386

**I.3. IMPOR MENURUT KOMODITI / IMPORT BY HS COMMODITY**  
**\*\*\* AGUSTUS/AUGUST 2012 \*\*\***

HS	Uraian Komoditi Commodity Description	Berat Bersih / Net Weight (Kg)		Nilai / Value C.I.F (US\$)	
		Bulan ini Current Month	Kumulatif Cum.Jan. to date	Bulan ini Current Month	Kumulatif Cum.Jan. to date
3301901000	Aqueous distillates & solutions of essential oils suitable for medicinal purposes	48	3 985	430	99 558
3301909000	Oth essential oils (terpeneless or not), incl concretes & absolutes; r	36 738	492 534	673 098	7 706 193
3302101000	Odoriferous alcoholic prep for the alcohol beverages, liquid form	235	5 477	17 907	49 511
3302109000	Oth mixed of odoriferous of a kind used in the food or drink industry	143 332	1 897 211	1 847 765	23 052 000
3302900000	Oth prep based on odoriferous substances for the manufacture of	1 588 576	13 075 149	21 392 035	210 403 935
3303000000	Perfumes & toilet waters	126 012	1 200 423	4 991 091	59 749 283
3304100000	Lip make-up preparations	22 260	203 271	561 212	5 403 829
3304200000	Eye make-up preparations	58 972	395 131	1 515 494	9 924 682
3304300000	Manicure or pedicure preparations	683	53 386	9 704	626 968
3304910000	Beauty or make up preparations powders, whether or not compressed	67 444	939 996	793 644	8 999 464
3304992000	Anti-acne creams	5	3 703	528	133 790
3304993000	Oth Face or skin creams & lotions	171 443	2 423 782	1 981 427	26 761 808
3304999000	Oth than anti-acne creams and oth face or skin creams & lotions	259 175	3 118 220	3 956 107	37 103 871
3305101000	Having anti-fungal shampoo	505 730	6 087 419	1 663 394	20 776 534
3305109000	Oth having anti-fungal shampoo	2 590 657	19 197 939	8 456 532	66 707 326
3305200000	Preparations for permanent waving or straightening	3 872	168 198	40 003	967 593
3305300000	Hair lacquers	64 206	537 628	516 004	2 325 747
3305900000	Others preparations for use on the hair	293 757	3 798 087	1 820 656	19 230 616
3306101000	Prophylactic pastes & powders	141 939	1 673 402	746 469	9 319 333
3306109000	Oth prophylactic pastes & powders	18 535	153 444	25 324	357 728
3306200000	Yarn used to clean between the teeth (denital-floss)	219	3 037	3 443	87 188
3306900000	Oth yarn used to clean between the teeth (denital-floos)	52 312	458 085	83 246	928 994
3307100000	Pre-shave, shaving or after-shave preparations	4 329	44 429	54 644	408 055
3307200000	Personal deodorants & antiperspirants	141 248	1 337 096	1 366 186	13 167 511
3307300000	Perfumed bath salts & oth bath prep, deodor room incl prep used r	23 999	1 007 888	56 453	2 262 943
3307411000	Scanted powders (incense) of a kind used during religious rites	126 144	936 290	74 976	647 749
3307419000	Oth scanted powder (incense) of a kind used during religious rites	217 170	774 405	181 834	905 478
3307491000	Room perfuming preparations, whether or not having disinfectant	66 508	556 233	339 798	3 194 432
3307499000	Oth prep for perfuming or deodor rooms, incl odoriferous preparat	44 520	302 144	402 444	2 462 630
3307901000	Animal toilet preparations	1 034	53 422	2 970	174 400
3307903000	Papers & tissues, impregnated or coated with perfume or cosmetic	21 202	175 534	41 636	437 885
3307904000	Other perfumery or cosmetics, including depilatories	0	1 568	0	17 618
3307905000	Contact lens solution	16 506	263 770	40 338	1 377 429
3307909000	Oth animal toilet prep, paper & tissue other perfume or cosm, cont	1 968	20 274	19 680	401 754
3401111000	Soap, organic surface-active-for toilet use-medicated prods	166	84 032	5 455	141 676
3401112000	Bath soap	453 076	3 148 839	874 328	6 472 213
3401113000	Oth of felt or nonwovens, impregnated, coated or covered with so:	1 103	3 374	7 493	25 625
3401119000	Oth medicated prod & oth of felt or nonwovens, impreg, coated w.	11 018	190 840	66 627	1 266 679
3401191000	Of felt/nonwovens impregnated, coated with soap or detergent	0	25 238	0	143 155
3401199000	Oth of felt or nonwovens, impregnated, coated or covered with so:	116 937	1 342 464	323 569	4 673 809
3401202000	Soap chips	39	7 721	1 210	72 223
3401209100	Soap of a kind used for flotation deinking or recycled paper	20 000	23 585	27 480	42 537
3401209900	Oth soap of kind used for flotation deinking or recycled paper	14 647	199 162	77 952	454 556
3401300000	Org surf-active prod & prep for washing the skin in the liq/cream fo	22 030	324 770	284 363	4 294 423
3402111000	Sulphanated fatty alcohols	142 912	1 544 070	328 959	3 357 894
3402114000	Sulphanated alkylbenzene	66 848	1 185 554	144 615	2 745 199
3402119100	Wetting agents of a kind used in the manufacture of herbicides	119 961	849 441	382 229	2 973 579
3402119900	Oth anionic-organic surface-active agent with or not put up for ret:	608 236	5 540 306	1 255 500	12 790 743
3402121000	Wetting agents used in the manufacture of herbicides-cationic	100 000	531 976	204 390	1 136 051
3402129000	Oth cationic-organic surface-active agent with/not put up for retail	418 042	7 278 873	1 179 585	21 933 164
3402131000	Hydroxyl-terminated polybutadiene	557 021	4 119 960	1 721 343	12 332 505
3402139000	Oth hydroxyl-terminated polybutadiene	1 261 973	14 533 856	3 569 063	39 680 243
3402191000	Organic surface active of a kind suitable for use in fire extinguishin	210	134 422	1 795	668 031
3402199000	Oth organic surface-active of kind suitable for use in fire extinguish	529 892	9 528 113	1 525 540	21 441 731
3402201100	Anionic surface active prep. in liquid form-put up for retail sale	107 691	1 001 338	240 064	1 696 156
3402201200	Anionic washing prep & cleaning prep, incl bleach cleans, liquid for	177 665	941 132	313 019	2 712 091
3402201300	Oth surface active preparations- in liquid form, for retail sale	8 886	222 633	10 520	160 376
3402201900	Oth wash prep & clean prep, incl bleach cleans & degreas prep, liqui	123 308	1 306 220	346 425	4 973 521
3402209100	Anionic surface active prep. oth than in liquid form-for retail sale	0	18 566	0	63 278
3402209200	Anionic washing prep & clean prep, incl bleach, cleans-oth than liq	487 657	884 256	480 123	861 617
3402209300	Oth surface active preparations	32	1 827	1 692	39 692
3402209900	Oth wash prep & clean prep /cleaning prep incl bleaching, cleansin	288 176	1 703 631	649 750	4 148 980
3402901100	Wetting agents of anionic surface active preparations	178 005	1 857 728	542 452	5 775 704
3402901200	Oth anionic wash prep not wetting agents	299 035	6 010 462	896 151	13 621 567
3402901300	Anionic washing prep or cleaning incl bleaching, cleansing or degre	688 811	5 213 277	1 251 947	9 241 979
3402901400	Wetting agents of other surface active preparations	21 967	116 318	62 393	350 305
3402901500	Oth organic surface active in liquid form, not wetting agents	60 356	1 058 761	330 640	6 383 563
3402901900	Oth wash prep or clean prep, incl bleach cleans or degreasing prep	355 631	2 753 466	1 875 399	9 290 554
3402909100	Wetting agents of anionic surface active preparations	4 597	81 514	15 006	275 642
3402909200	Anionic wash prep & clean prep, incl bleach, cleans-not liquid-not re	75 533	1 029 462	451 936	3 372 811
3402909300	Anionic surface-active prep, not liquid form not for retail sale	88 891	2 439 687	199 638	4 184 269

**I.3. IMPOR MENURUT KOMODITI / IMPORT BY HS COMMODITY**  
**\*\*\* AGUSTUS/AUGUST 2012 \*\*\***

HS	Uraian Komoditi Commodity Description	Berat Bersih / Net Weight (Kg)		Nilai / Value C.I.F (US\$)	
		Bulan ini Current Month	Kumulatif Cum.Jan. to date	Bulan ini Current Month	Kumulatif Cum.Jan. to date
3402909400	Anionic surface-active prep, not liquidform, wetting agent not for	5 370	80 770	53 821	342 555
3402909500	Anionic surface-active prep, not liquidform,not wett agent not for	372 574	6 763 584	1 070 893	11 539 965
3402909900	Oth wash/lean prep,incl bleach cleansoth than liquid-not for retail	63 330	505 810	183 774	1 872 076
3403111100	Liquid lubricating oil prep, for treatmf of textile,or oth material, con	66 385	926 549	309 177	3 961 863
3403111900	Oth liquid preprtion for the treatmenttextile or oth materials, con	34 357	277 183	63 698	928 542
3403119000	Oth prep for the treatment of textile materials,oth than liquid,con	167 057	1 758 372	593 071	5 669 405
3403191100	Liquid oil for aircraft engine contpetroils/oils obtain. bituminous r	16 206	55 200	119 037	418 641
3403191200	Oth liquid prep content silicone oil,cont petrole oils,or bituminous	185	186 404	1 684	864 280
3403191900	Oth liquid for other purposes contpetrol oil or bituminous mineral	3 480 255	24 848 447	8 865 751	65 337 153
3403199000	Oth lubricating prep cont petroleum oil	408 804	3 651 515	1 899 125	14 261 983
3403911100	Liquid prep cont silicone oil-for treatof textile,or oth matt,not con	100 569	598 718	460 003	2 985 861
3403911900	Liquid prep for treatment of textilemater,not cont petroleum oil &	199 096	2 095 258	886 153	7 547 852
3403919000	Liquid preparat for treatment of textilor the material, not cont pet	521 182	4 986 619	1 371 484	14 432 870
3403991100	Liquid oil for aircraft engine not contpetroleum oils or oils obtain k	54	33 980	2 070	197 544
3403991200	Oth liquid prep content silicone oilcont petrol oil,or bituminous mi	23 567	64 160	64 890	181 468
3403991900	Oth liquid for other purpose not contpetroleum oil or bituminous i	82 690	653 993	289 086	2 463 286
3403999000	Preparat for treat of textile,leatheroth mater,not cont petrol oil,nc	181 894	3 650 820	1 238 303	15 756 933
3404200000	Artificial waxes & prepared waxes,ofpoly(oxyethylene) (polyethyle	360 520	3 024 639	848 997	7 624 230
3404901000	Oth artificial waxes & prepared waxes.	20 615	171 960	55 494	433 113
3404909000	Oth artificial waxes & prepared waxes.	761 485	9 472 965	2 150 807	26 274 860
3405100000	Polishes, creams & similar preparat forwear or leather	14 773	127 642	107 403	687 515
3405200000	Polishes,creams & similar prep for themaintenance of wooden fur	3 965	10 949	31 718	142 772
3405300000	Polishes & similar prep for coachwork,oth than metal polishes	61 079	388 828	119 559	1 167 255
3405401000	Abrasive lapping & honing,in the form offlour,scouring pastes & pc	578	29 660	7 615	67 471
3405409000	Oth scouring pastes & powders & othscouring preparations	5 771	132 364	92 386	781 336
3405901000	Metal polishers	65 656	207 823	130 677	451 597
3405909000	Oth polishes & cream, for footwear,furniture, floors	43 363	344 758	149 219	1 156 466
3406000000	Candles, tapers & the like	72 552	673 553	68 912	1 031 951
3407001000	Modelling pastes, incl those put up forchildrens amusement	608	138 359	1 525	401 021
3407002000	Prep known as ""dental wax"", in sets,packings,retail sale or in pla	81	857	4 387	35 320
3407003000	Other preparations for use in dentistry,with a basis of plaster of ca	6 096	33 926	78 173	960 765
3501100000	Casein	136 000	1 927 683	1 151 525	17 155 351
3501901000	Caseinates & other casein derivatives	158 621	1 649 246	1 558 163	16 361 877
3501902000	Casein glues	3	1 792	249	10 309
3502110000	Egg albumin - dried	3 712	82 770	22 000	520 058
3502190000	Egg albumin - oth than dried	0	2 608	0	22 300
3502200000	Milk albumin,incl concentrates of >= 2whey proteins	0	123 193	0	975 265
3502900000	Oth egg albumin	0	569	0	26 683
3503001100	Glues of fish glues	5	11 755	195	107 287
3503001900	Glues of oth than fish glues	271	70 029	7 228	262 855
3503003000	Isinglass	2 568	28 377	11 764	103 747
3503004100	Gelatin in powder form with bloatinglevel a-250 or b-230 or higher	20 000	278 135	152 000	2 037 466
3503004900	Oth gelatin derivatives,isinglass,othglue of animal origin,excl casei	250 016	2 167 603	1 849 134	15 528 224
3504000000	Peptones and their derivatives, othprotein substances and their	64 438	1 770 641	490 758	6 249 726
3505101000	Dextrins, soluble or roasted starches	3 466 834	49 633 417	2 345 741	30 958 221
3505109000	Oth dextrins & oth modified starches	8 392 497	64 104 294	6 647 298	55 919 763
3505200000	Glues based on starches/dextrins	419 722	3 834 377	886 286	8 970 875
3506100000	Prods suitable for use as glues/adhesive for ret sale as glues/adhe	171 070	2 521 772	1 456 263	14 239 407
3506910000	Adhesives based on polymers of heading39.01 to 39.13 or on rubc	1 582 160	17 876 279	5 085 028	58 950 979
3506990000	Oth adhesives based on polymers ofheadings 39.01 to 39.13 or on	1 217 672	10 211 205	5 030 443	39 911 246
3507900000	Oth enzymes; prepared enzymes nes orinclud	279 964	3 223 804	1 802 207	25 078 629
3601000000	Propellent powders	16	160 145	874	2 476 283
3602000000	Prepared explosive, oth than propellentpowders	74 770	1 423 028	587 781	8 343 566
3603001000	Semi-fuses, elemented caps, signal tubes	0	130 688	0	3 154 082
3603002000	Safety fuses or detonating fuses	143 665	356 882	831 410	1 945 037
3603009000	Oth safety fuses, detonat fuses,percussion detonat caps,igniters,el	59 095	7 054 671	1 266 000	36 778 553
3604100000	Firecrackers and other fireworks	628 641	17 404 834	760 769	23 291 082
3604903000	Signalling flares or rockets	0	96	0	21 744
3604909000	Oth miniatur pyrotechnic munitions &percussions cap for toy, sign	0	50 191	0	300 425
3606100000	Liquid/liquified-gas fuel in containersused for filling or refilling <= :	0	30 807	0	19 906
3606901000	Solid or semi-solid fuels, solidifiedalcohol & oth similar prepared fi	183	2 213	20 955	157 380
3606902000	Lighter flints	9 216	86 329	174 651	1 322 004
3606903000	Oth ferro-cerium & oth pyrophoric alloyin all forms	0	99	0	5 930
3606904000	Resin torches, firelighters & the like	4 396	12 542	6 023	33 854
3606909000	Oth solid or semi-solid fuels,solidified alc & oth similiar prep fuels	4 402	11 880	7 100	85 507
3701100000	Photographic plates & film in the flatsensitised for x-ray	21 830	338 008	862 290	8 211 180
3701200000	Photographic plates & film in the flatsensitised for instants print fil	40	38 996	184	787 529
3701300000	Oth plates & film, with any side>255 mm	216 177	2 315 411	1 278 405	13 731 081
3701911000	Photo plates & film in the flatsensitised suitable for use in the prin	0	37	0	154
3701919000	Oth photo plates & film in the flatsensitised suitable for use in the	0	9 096	0	64 472
3701991000	Oth plats & film photogrhap (polychrome)pecially manuf for print	258 411	1 783 163	196 161	1 200 042

**I.3. IMPOR MENURUT KOMODITI / IMPORT BY HS COMMODITY**  
**\*\*\* AGUSTUS/AUGUST 2012 \*\*\***

HS	Uraian Komoditi Commodity Description	Berat Bersih / Net Weight (Kg)		Nilai / Value C.I.F (US\$)	
		Bulan ini Current Month	Kumulatif Cum.Jan. to date	Bulan ini Current Month	Kumulatif Cum.Jan. to date
3701999000	Oth polychrome suitable for use in theprinting industry	2 117	49 135	15 899	230 419
3702100000	Photographic film in rolls, sensitisedfor x-ray	1 707	14 477	96 947	468 385
3702310000	Photographic film in rolls, sensitisedfor colour photography	0	161	0	4 007
3702320010	Photo film in roll, sensitised suitablefor use in medical, surgical, de	5 723	7 281	13 411	26 585
3702320090	Oth photo film in roll, sensitisedsuitable for use in medical,surgical	0	14 570	0	6 130
3702390010	Infra red transparent film	11 220	11 500	79 356	82 962
3702390090	Oth film, without perforat, of a width <105 mm	11	9 738	80	330 869
3702430010	Infra red transparent film, width > 610mm, length < 200 m	94	137	7 975	10 057
3702430090	Oth film, width > 610mm, length < 200mspecially prepared for me	0	33 389	0	647 918
3702440010	Infra red transparent film, 105mm <width < 610mm	0	60	0	961
3702440090	Oth film, 105mm< width<610mm, speciallyprepared for medical s	413	152 988	5 279	1 216 629
3702529090	Oth film for color photo width<6mm,length<14 m for medical serv	0	21	0	1 007
3702530000	Film for colorphoto 16mm<width<35mm,length<30m for slides	0	76	0	2 092
3702549000	Oth film for color photo16mm<width<35mm, length<30m, oth tha	0	5 217	0	34 500
3702552000	Film for color photo 16mm< width<35mm,length<30m, for cinem	0	10 175	0	472 394
3702569000	Oth film width>35mm,for colorphotography special prepared for r	65	65	3 391	3 391
3702969000	Oth film for colour photo suitablefor use in cinematography	1 832	621 099	74 579	525 050
3702979000	Oth film width<35mm, length>30 suitablefor use in cinematograp	11	340	200	5 643
3702989000	Oth film oth than for color photography	0	15 750	0	39 697
3703101000	Photographic paper, paperboard&textil,unexposed, rolls,width of	8 469	228 621	9 796	202 988
3703109000	Photographic paper, paperboard&textil,unexposed, rolls,width of	73 662	474 429	561 146	2 032 022
3703200000	Oth photograph paper, sensitis, unex-posed for color photography	44 057	1 302 632	260 887	9 442 095
3703900000	Oth photograph paper, paperboard & textsensitised, unexposed.	30 952	521 316	39 923	780 431
3704001000	Plate & film for x-ray,unexposed but notdeveloped	4	3 099	13	22 110
3704009000	Oth photograph plates,film,paper,paper-board & textiles,expos bu	4 139	63 548	13 699	432 223
3705100000	Photograph plates & film, exposed &developed,for offset reprodu	12 741	186 478	8 812	165 303
3705901000	Oth photograph plates & film, exposed &developed for x-ray	0	1 285	0	5 248
3705902000	Microfilms, exposed and developed	37	37	225	225
3705909000	Oth photograph plates & film,expos &developed,oth than cinemat	2 944	22 974	52 220	366 967
3706101000	Newsreels,travelogues,technical &scientific film exposed&develope	0	55	0	2 668
3706103000	Cinematograph film,expos &develop,ofwidth>= 35 mm,with pictur	0	7	0	1 512
3706109000	Oth cinematograph film, expos &developed of a width >= 35 mm	395	17 828	33 541	1 248 126
3706903000	Oth cinematographic film,expos &developwith or not incorporatin	3	35	7	92
3707100000	Sensitising emulsion,for photo use(oth than varnishes, glue, adhes	302	73 350	2 165	289 100
3707901000	Flashlight materials, unmixed prods forphoto uses,put up in meas	859	3 525	5 232	270 606
3707909000	Oth chemical prep for photographic uses,put in measur portions, r	183 095	2 215 124	1 331 699	12 480 672
3801100000	Artificial graphit,in the form of pasteblocks,plates or oth semiman	420 432	2 989 563	1 004 187	6 482 794
3801200000	Colloidal/semi-colloidal graphite, inpastes,blocks,plates or oth ser	19 440	129 766	39 443	361 389
3801300000	Carbonaceous pastes for electrodes &similar paste & for furnace li	1 648 547	11 696 576	1 458 021	7 710 314
3801900000	Oth artificial graphit;colloidal or semigraphite,pastes, blocks or pla	74 944	1 675 794	893 597	4 214 343
3802100000	Activated carbon, including spent animalblack	482 588	4 164 155	1 003 045	8 510 642
3802902000	Activated clays & activated earth, inclspent animal black	8 465	734 391	13 747	663 560
3802909000	Oth activat natural mineral prod,animalblack include spent animal	750 791	10 265 367	495 688	10 353 025
3803000000	Tall oil, whether or not refined	2 773	168 530	6 040	342 911
3804001000	Concentrated sulphite lye	77 707	1 153 655	83 408	954 789
3804009000	Oth residual lyes from woodpulp with ornot concentrat,desugar /	611 505	4 592 008	968 357	7 946 011
3805100000	Gum, wood or sulphate turpentine oils	8 950	93 777	58 961	302 080
3805900000	Oth terpenic oil produc by the distillat of coniferous wood & oth cr	77 746	1 385 488	265 846	3 612 509
3806100000	Rosin & resin acids	38 167	404 013	162 652	1 555 184
3806200000	Salt of rosin,of resin acid, of drv orresin acid,oth than salt of rosin ;	94	154 403	304	554 683
3806309000	Ester gums - in oth forms	76 344	992 151	226 532	3 392 865
3806901000	Run gums in blocks	0	16 000	0	30 400
3806909000	Oth derivates rosin & resin acids thereo	470 904	4 194 405	878 105	8 985 347
3807000000	Wood tar, wood tar oils, wood creosote,wood naphtha, vegetable	1 032	136 537	8 892	156 139
3808501000	Insecticides, in subhd note 1	112 454	3 851 760	662 538	9 806 881
3808502100	Fungicides in aerosol containers	34 796	329 513	133 522	3 822 412
3808502900	Oth fungicides in aerosol containers	117 996	2 083 891	363 870	9 549 012
3808503100	Herbicides in aerosol containers	37 120	37 120	64 640	64 640
3808503900	Oth herbicides in aerosol containers	76 089	1 886 806	162 031	3 944 668
3808504000	Herbicides, anti-sprouting products subhnote 1	100	25 782	571	163 184
3808505000	Herbicides plant-growth reg subhd note 1	16 459	283 522	344 490	3 182 085
3808506000	Disinfectants, subhd note 1	17 676	230 006	88 381	1 205 936
3808509900	Oth disinfec,smlar prod,put up in form/pack for ret sale,subhd1,nc	0	132 911	0	939 616
3808911100	Intermediate preparation for the mnfactof insecticides cont 2-(1-M	400	24 254	62 000	699 955
3808911900	Oth intermediate preparatfor the mnfactof insecticides cont 2-(1-I	194 599	1 874 696	1 890 725	16 255 500
3808912000	Intermediate preparation for the mnfactof insecticides of mosquit	0	607	0	14 456
3808913000	Intermediate preparation for the mnfactof insecticides of mosquit	0	42 110	0	737 821
3808919100	Insecticides in aerosol containers havina deodorosing function	0	15 909	0	247 503
3808919200	Oth insecticides in aerosol containershaving a deodorosing functi	0	131 529	0	814 129
3808919300	Oth insecticides in oth aerosol containehaving a deodorosing funci	0	41 961	0	281 057
3808919900	Oth insecticides in oth aerosol containehaving oth function	326 558	3 959 496	6 530 566	39 641 288

**I.3. IMPOR MENURUT KOMODITI / IMPORT BY HS COMMODITY**  
**\*\*\* AGUSTUS/AUGUST 2012 \*\*\***

HS	Uraian Komoditi Commodity Description	Berat Bersih / Net Weight (Kg)		Nilai / Value C.I.F (US\$)	
		Bulan ini Current Month	Kumulatif Cum.Jan. to date	Bulan ini Current Month	Kumulatif Cum.Jan. to date
3808921100	Fungicides, in aerosol container w/avalidamycin cont<3% netto	0	5 789	0	72 591
3808921900	Oth fungicides, in aerosol container w/avalidamycin cont<3% nett	49 249	1 336 463	434 781	5 193 696
3808929000	Oth fungicides, in aerosol container	371 036	5 894 010	4 065 080	36 150 672
3808931100	Herbicides, anti-sprouting product andplant-growth regulator in a	0	13 253	0	65 994
3808931900	Oth herbicides,anti-sprouting product &plant-growth regulator in :	820 902	13 483 652	3 772 990	63 165 451
3808932000	Herbicides, anti-sprouting products notsubhd note 1	0	42 875	0	89 796
3808933000	Herbicides, plant-growth regulator, notsubhd note 1	218 550	3 194 999	577 770	8 187 051
3808942000	Oth disinfectants containing mixtures ofcoal tar acid and alkalis in	0	4 541	0	18 168
3808949000	Oth disinfectants containing mixtures ofcoal tar acid and alkalis	78 996	339 236	437 188	1 840 957
3808991000	Wood preserv containing insecticides orfungicides	39 440	366 811	73 667	625 499
3808999000	Oth wood preserv containing insecticidesor fungicides	35 185	1 241 190	198 049	4 102 273
3809100000	Finish agent,dye carriers to accele witha basis of amylaceous subst	168 800	1 900 483	245 948	1 945 054
3809911000	Finish agent,dye carriers to accele kindused in the textile or like in	1 767 640	11 452 109	2 550 645	16 557 536
3809919000	Softening of finish agent,dye carrier toaccele kind used in the tex/	896 486	8 767 421	2 197 762	21 227 004
3809920000	Oth finish agent,dye carriers to accelekind used in the paper or lik	2 445 918	19 824 057	3 847 092	43 034 776
3809930000	Oth finish agent,dye carriers to accelekind used in the leather or lil	312 055	2 909 772	959 589	8 642 069
3810100000	Pickling prep for metal surfac,soldering, brazing, welding powders	1 007 385	7 899 530	3 508 018	27 607 104
3810900000	Other prep of a kind used as cores orcoating for weld electrodes o	529 605	3 529 745	1 019 664	14 298 939
3811110000	Anti-knock preparation, based on leadbased on lead compound	0	7 606	0	35 027
3811190000	Oth anti-knock preparations	43 335	758 377	247 963	4 360 908
3811211000	Additive for lubricat oils,cont petrooil & oil obtain from bitumin,rc	59 299	122 520	259 066	660 919
3811219000	Additive for lubricat oils,cont petrooil & oil obtain from bitumin,n	2 885 183	26 622 418	11 063 482	107 116 584
3811290000	Oth additive for lubricat oils,contpetrol oil & oil obtain from otmn	55 719	1 577 911	147 384	4 410 236
3811901000	Anti knock prep, rust preventativ &corrosion inhibitors	537 825	4 097 928	2 352 500	14 855 289
3811909000	Oth anti-knock prep.,for mineral oilliquid used as mineral oils	1 022 688	5 355 086	3 384 854	19 825 425
3812100000	Prepared rubber accelerators	1 384 464	13 914 042	3 780 849	40 503 682
3812200000	Compound plasticisers for rubber orplastics	664 538	9 687 136	1 996 416	22 854 278
3812300000	Anti oxidising prep & oth compoundstabilisers for rubber or plastic	1 596 960	20 625 935	4 684 957	57 080 068
3813000000	Prep. & charge for fire-extinguishercharged fire-extinguishing gren	81 942	1 865 992	291 486	4 344 021
3814000000	Organic composite solvents & thinners,prepared paint or varnish r	498 256	5 955 456	1 660 788	15 316 752
3815110000	Supported catalyst,with nickel/nickelcompounds as the active sub:	35 455	512 779	2 087 292	7 765 350
3815120000	Supported catalyst, with precious metalcompounds as the active s	6 106	379 243	285 042	13 547 679
3815190000	Oth supported catalysts	770 445	5 920 936	5 169 862	40 115 863
3815900000	Oth reaction initiators,reactionaccelerators catalytic prep, nes or i	1 247 083	7 442 039	4 025 709	29 662 895
3816001000	Refractory cements	1 279 651	17 375 448	1 589 577	15 298 894
3816009000	Oth refractory cements	947 192	10 103 949	640 572	10 018 398
3817000000	Mixed alkylbenzenes & mixed alkylnaphthalanes oth than head 27	9 026 424	42 554 852	16 554 947	81 524 428
3818000000	Wafers/discs with silicon content	37 381	235 905	739 332	4 171 831
3819000000	Hyd brake fluid&oth for hyd trnsmssionwhether or not cont<70% v	516 465	2 573 816	944 533	5 849 913
3820000000	Anti-freezing preparations & preparedand prepared de-icing fluids	301 922	2 110 763	559 164	4 764 207
3821001000	Prepared culture media for developmentof micro organics	4 107	50 941	209 871	2 193 331
3821009000	Oth prepared culture media fordevelopment of micro organics	351	24 417	17 284	465 783
3822001000	Plate, sheet, film, foil & strip of plasticimpreghtd/coated with diag re	19 708	348 772	1 087 856	9 054 882
3822002000	Paperboard, cellulose wadding & web fibreimpreghtd/coated with	363	216 712	22 915	1 042 607
3822003000	Sterilisation indicator strips and tapes	4 969	59 374	119 903	2 350 670
3822009000	Oth diagnostic/lab reagents & preparedwhether or not head 30.02	166 013	1 402 425	3 605 180	36 370 174
3823110000	Stearic acids	421 141	3 194 048	562 446	4 506 681
3823120000	Oleic acids	17 482	232 215	41 531	445 211
3823130000	Tall oils fatty acids	128 117	1 336 104	195 534	1 989 718
3823191000	Acids oil from refining	720	45 120	2 049	116 264
3823199000	Oth industrial monocarboxylic fatty acid	465 798	5 048 473	999 392	9 778 109
3823701000	Industry fatty alcohols in the form of wax	182	61 441	1 470	185 526
3823709000	Oth industry fatty alcohols in the form of wax	740 609	12 751 711	1 894 776	26 699 670
3824100000	Prepared binders for foundry moulds orcore	881 114	6 551 300	1 192 178	10 159 060
3824300000	Non-agglomerated metal carbides mixedtogether with metallic bir	304	25 803	1 389	83 844
3824400000	Prepared additives for cements, mortarsor concretes	2 383 551	23 649 040	4 134 528	42 228 319
3824500000	Non-refractory mortars & concretes	19 401	383 816	34 434	529 533
3824600000	Sorbitol oth than that ofsubheading 2905.44	22 311	3 091 830	17 187	2 024 534
3824719000	Oth mix cont halogenated, drv methane, ethane cont cfcs, pfcs, hf	402	20 346	2 440	401 148
3824720000	Mix cont halogenated, drv methane,ethane cont bromochlorodi(tr	0	21 074	0	18 995
3824730000	Mix cont halogenated, drv methane,ethane containing hbfc	0	2	0	80
3824749000	Oth mix cont halogen,drv methane,ethanecont hbfc<70% petro c	38 406	77 254	33 679	188 968
3824750000	Mix cont halogenated, drv methane,ethanecontaining carbon tetr:	10	324	482	15 641
3824760000	Mix cont halogenated,drv methane,ethanecont 1,1,1-3-chloroetha	0	1 291	0	8 218
3824770000	Mix cont halogenated, drv methane,ethanecont bromomethane /	0	94	0	3 780
3824780000	Mix cont halogenated, drv methane,ethanecont pfcs or hfcs but n	6 363	107 587	4 716	647 895
3824790000	Other mix cont halogenated, drv methane,ethane	300 396	10 600 251	1 186 922	16 889 184
3824810000	Mix & preparation containing oxirane(ethylene oxide)	22 320	182 371	66 680	537 249
3824820000	Mix & preparation containing pbbs, PCBs, PCTs	1 232	291 079	119 995	2 555 880
3824830000	Mixtures & preparation containing tris(2,3-dibromopropyl) phosph	0	22 449	0	62 685
3824901000	Ink removers, stencil correctors & oth,corrector fluids in package	83 871	974 725	288 628	3 447 388

**I.3. IMPOR MENURUT KOMODITI / IMPORT BY HS COMMODITY**  
**\*\*\* AGUSTUS/AUGUST 2012 \*\*\***

HS	Uraian Komoditi Commodity Description	Berat Bersih / Net Weight (Kg)		Nilai / Value C.I.F (US\$)	
		Bulan ini Current Month	Kumulatif Cum.Jan. to date	Bulan ini Current Month	Kumulatif Cum.Jan. to date
3824903000	Copying pastes with a basis of gelatin presented in bulk/ready to u:	52 796	298 376	98 882	1 321 782
3824904000	Composite inorganic solvents	310 349	4 016 369	1 186 933	10 730 062
3824905000	Acetone oil	3 892	105 012	39 848	579 935
3824906000	Preparations/mixtures cont monosodium glutamate	62 195	591 145	278 566	3 348 911
3824907000	Mixtures of chemical, of a kind used in manufactured of foodstuff	314 007	5 005 876	1 202 568	20 490 907
3824909100	Naphthenic acids, their water insolublesalts and their esters	259 714	2 985 417	1 123 888	8 007 305
3824909900	Oth prods & preparations cont cfc-11,12,115, and halon	912 947	10 231 465	3 469 552	43 842 982
3825100000	Municipal waste	0	18 000	0	43 687
3825301000	Clinical waste	0	53	0	1 834
3825309000	Clinical waste	0	19	0	1 311
3825900000	Oth residual prods of the chemical/allied industry	122	1 758	1 737	30 129
3826009010	Fatty acid methyl ester (FAME)	0	14 000	0	239 840
3826009090	Oth coconut methyl ester and fatty acidmethyl ester	15	516	329	13 074
3901101200	Linier Low Density Polyethylene in the form of liquids or pastes	106 966	1 639 405	170 487	2 747 926
3901101900	Oth linier Low Density Polyethylene in the form of liquids or pastes	688 617	8 134 705	1 078 743	14 673 628
3901109200	Polyethylene having a specific gravity <0.94 in oth form	7 796 291	77 157 864	9 703 448	102 134 364
3901109910	Low Density Polyethylene	9 805 223	119 426 111	13 534 536	178 598 512
3901109990	Oth low Density Polyethylene	430 709	6 143 251	1 030 713	11 511 146
3901200000	Polyethylene having a specific gravity 0.94 or more	13 318 947	172 204 371	18 154 642	246 451 301
3901300000	Ethylene-vinyl acetate copolymers	2 530 108	28 225 710	3 840 183	48 892 121
3901904000	Polymers of ethylene in dispersions	407 216	3 180 937	580 398	5 255 694
3901909000	Oth polymers of ethylene in oth form	8 148 072	84 936 935	11 749 478	133 761 568
3902103000	Polypropylene in oth form	20 830	1 459 285	35 411	2 361 402
3902109010	Polypropylene in dispersion	1 911	1 177 466	7 913	2 997 434
3902109020	Polypropylene in granule form	33 288 377	336 450 752	46 273 802	481 838 995
3902109090	Polypropylene in oth form	2 519 487	24 635 509	4 863 762	46 764 907
3902200010	Polysobutylene liquids/pastes	71 807	1 315 777	1 184 179	4 064 576
3902200090	Polysobutylene in oth forms	52 921	497 862	162 975	1 632 759
3902303000	Propylene copolymers in liquid or pastes	232 523	614 208	1 473 217	3 973 388
3902309010	Propylene copolymers in granule	14 320 586	161 618 030	22 664 379	264 643 411
3902309090	Propylene copolymers in other forms	316 850	6 312 286	678 148	10 362 245
3902901000	Oth polymers of propylene in oth form	22 152	501 503	60 635	1 678 445
3902909010	Oth polymers of propylene in liquid or pastes	8 270	116 853	26 788	382 098
3902909090	Oth polymers of propylene in oth form	424 995	4 879 981	1 380 737	15 969 168
3903111000	Expansible polymers of styrene in granule	810 683	9 493 772	1 947 526	19 699 343
3903119000	Oth expansible polymers of styrene in granule	315 053	4 616 778	683 133	8 762 006
3903191000	Unexpansible polymers of styrene in dispersions	251 067	2 141 111	507 425	3 822 815
3903192100	High impact polystyrene in granules	2 382 648	19 818 689	3 790 811	33 568 954
3903192900	Oth high impact polystyrene in granule	776 773	9 528 865	1 707 980	18 152 592
3903199100	Oth high impact polystyrene in oth form	52 183	625 428	117 444	1 677 939
3903199900	Oth polymers of styrene in primary form	977 175	8 439 585	1 679 805	15 095 258
3903204000	Styrene-acrylonitrile (SAN) copolymers in aqueous dispersion	16 000	146 508	13 120	130 110
3903209000	Oth styrene-acrylonitrile (SAN) copolymers	744 727	6 646 134	1 696 150	15 677 409
3903304000	Acrylonitrile-butadiene-styrene (ABS) copolymers in aqueous disp	3 759	56 232	32 420	395 650
3903305000	Acrylonitrile-butadiene-styrene (ABS) copolymers not in aqueous	0	1 365	0	9 928
3903306000	Acrylonitrile-butadiene-styrene copolymers in granules	1 745 755	22 601 420	4 061 774	56 274 438
3903309000	Acrylonitrile-butadiene-styrene copolymers in other form	5 031 520	48 508 475	11 148 137	111 115 386
3903903000	Oth polymers of styrene in aqueous dispersion	39 602	924 824	87 288	1 705 718
3903909100	High impact polystyrene of acrylonitrile-butadiene-styrene	0	94 893	0	222 946
3903909900	Oth high impact polystyrene of acrylonitrile-butadiene-styrene	139 451	2 210 886	440 832	7 917 580
3904101000	PVC homopolymers, suspension type not mixed with oth substance	1 091 109	10 049 580	1 050 089	10 220 423
3904109100	PVC in granule	57 070	1 417 391	105 204	3 168 145
3904109200	PVC in powder	856 489	25 544 329	599 698	24 805 100
3904109900	PVC in other form	811 458	15 269 143	1 110 447	19 299 019
3904211000	Oth poly(vinyl chloride) non plasticised in granule	2 339	292 090	2 954	473 256
3904212000	Oth poly(vinyl chloride) non plasticised in powder	0	402 878	0	512 412
3904219000	Oth poly(vinyl chloride) non plasticised in oth form	78 980	852 449	164 958	1 384 973
3904221000	Oth poly(vinyl chloride) plasticised in dispersions	76 142	1 081 621	57 052	1 472 698
3904222000	Oth poly(vinyl chloride) plasticised in granule	122 963	2 047 905	182 635	2 298 591
3904223000	Oth poly(vinyl chloride) plasticised in powder	1 632	65 129	7 450	130 251
3904229000	Oth poly(vinyl chloride) plasticised	183 859	2 409 126	172 702	4 041 007
3904301000	Vinyl chloride-vinyl acetate copolymers in granule	112	323 957	2 034	970 792
3904302000	Vinyl chloride-vinyl acetate copolymers in powder	60 000	668 708	148 775	1 465 924
3904309000	Vinyl chloride-vinyl acetate copolymers in oth form	41 159	940 772	64 508	2 260 002
3904401000	Oth vinyl chloride copolymers in granule	15 000	108 849	42 220	321 420
3904402000	Oth vinyl chloride copolymers in powder	265	161 700	4 833	562 628
3904409000	Oth vinyl chloride copolymers in oth form	19 926	556 356	72 764	2 109 965
3904504000	Vinylidene chloride polymr in dispersion	60 000	501 550	133 728	925 858
3904505000	Vinylidene chloride polymers in granule	4 626	40 679	20 460	192 465
3904506000	Vinylidene chloride polymers in powder	0	2	0	20
3904509000	Vinylidene chloride polymers in oth form	213 417	3 306 827	477 952	7 278 911

**I.3. IMPOR MENURUT KOMODITI / IMPORT BY HS COMMODITY**  
**\*\*\* AGUSTUS/AUGUST 2012 \*\*\***

HS	Uraian Komoditi Commodity Description	Berat Bersih / Net Weight (Kg)		Nilai / Value C.I.F (US\$)	
		Bulan ini Current Month	Kumulatif Cum.Jan. to date	Bulan ini Current Month	Kumulatif Cum.Jan. to date
3904611000	Fluoro-polymers polytetrafluoroethylene granule	0	1 095	0	29 700
3904612000	Fluoro-polymers polytetrafluoroethylene powder	142	1 040	3 706	8 933
3904619000	Fluoro-polymers polytetrafluoroethylene oth form	754	22 501	6 806	537 267
3904693000	Fluoro-polymers polytetrafluoroethylenedispersions	5 340	20 026	45 435	177 297
3904694000	Oth fluoro-polymers in granule	851	27 038	5 925	146 556
3904699000	Oth fluoro-polymers in oth form	3 703	31 314	91 631	513 744
3904903000	Oth fluoro-polymer polytetrafluoroethylidispersions	0	466	0	7 704
3904905000	Oth polymers vinyl chloride in powder	0	30 000	0	94 500
3904909000	Oth polymers vinyl chloride in oth forms	10 760	83 442	35 568	348 454
3905120000	Poly(vinyl acetate) in aqueousdispersions	25 710	543 477	49 674	891 466
3905191000	Oth poly(vinyl acetate) in liquids orpastes	0	47 494	0	60 917
3905199000	Oth poly(vinyl acetate) in oth form	24 200	428 631	56 231	698 235
3905210000	Vinyl acetate copolymers in aqueousdispersions	333 685	3 753 022	336 556	3 746 104
3905290000	Oth vinyl acetate copolymers	61 490	1 056 036	154 060	2 811 973
3905301000	Poly (vinyl alcohol) in aqueousdispersions	79	1 138 578	627	2 375 553
3905309000	Poly (vinyl alcohol) in other form	836 380	14 043 419	2 287 634	35 118 623
3905911000	Copolymers of vinyl acetate or of othvinylester in dispersions	0	1 030	0	2 885
3905919000	Copolymers of vinyl acetate or of othvinylester oth form	48 107	663 803	539 211	2 512 551
3905991000	Oth copolymer of vinyl acetate inaqueous dispersions	1 834	15 502	48 665	163 524
3905992000	Oth copolymer of vinyl acetate in nonaqueous dispersions	0	51	0	3 000
3905999000	Oth polymer of vinyl acetate/othvinyl esters;oth vinyl polymers; pi	58 784	602 664	1 002 305	8 391 954
3906101000	Poly(methyl methacrylate) indispersions	11 189	830 736	32 726	2 315 375
3906109000	Oth poly(methyl methacrylate) in othform	391 652	5 319 683	1 156 342	16 111 387
3906902000	Oth acrylic copolymers in dispersions	1 043 529	8 954 497	1 803 476	15 891 552
3906909200	Sodium polyacrylate	886 483	2 787 954	1 854 683	6 146 711
3906909900	Oth sodium polyacrylate	4 300 942	45 571 239	12 114 612	126 943 275
3907100000	Polyacetals	698 875	6 500 167	1 526 981	16 950 365
3907201000	Polytetramethylene ether glycol	877 989	10 422 563	2 492 206	30 487 323
3907209000	Oth polytetramethylene ether glycol	3 535 009	42 949 348	7 427 555	99 222 556
3907302000	Epoxide resins of kind used for coating, in powder	61 455	683 540	249 499	2 889 803
3907303000	Epoxide resins in liquids/pastes	1 160 129	10 757 679	2 753 265	36 877 457
3907309000	Epoxide resins in oth form	1 011 793	11 184 025	4 145 098	44 615 605
3907400010	Optic grade w/ mell flow rate index>25gr/ 10 min in pack of nat w	297 742	3 860 836	796 622	10 450 871
3907400090	Other polycarbonates	2 089 178	24 653 898	5 622 676	66 969 469
3907501000	Alkyd resins in the form of liquids orpastes	12 000	317 199	26 040	978 922
3907509000	Alkyd resins in oth form, except liquids or pastes	57 364	392 497	232 790	1 632 560
3907601000	Poly(ethylene terephthalate) indispersions	14 493	563 042	13 341	1 005 037
3907602000	Poly(ethylene terephthalate) in granules	1 843 631	13 752 407	2 837 169	23 204 304
3907609000	Poly(ethylene terephthalate) in oth form	7 136 261	70 665 976	10 686 321	110 669 227
3907700000	Poly(lactic acid)	1	75 516	20	236 752
3907912000	Oth polyesters unsaturated in chip form	6 429	9 192 745	2 043 967	29 010 080
3907913000	Oth polyesters unsaturated in the formof liquids or pastes	118 298	943 136	245 171	2 011 722
3907919000	Oth polyesters unsaturated in oth form	375 196	3 532 382	1 190 823	9 472 822
3907994000	Oth polyesters saturated of a kind usedfor coating, in powder form	44 904	649 919	49 031	1 630 376
3907999000	Oth polyesters saturated in oth form	4 460 585	31 161 910	8 134 638	66 720 359
3908101000	Polyamides in primary forms, polyamide-6	2 680 307	33 604 031	8 315 788	110 770 673
3908109000	Polyamides in primary forms, polyamide-11,-12,-6,6,-6,9,-6,10 or -	1 383 906	13 290 591	5 325 673	49 434 670
3908900000	Oth polyamides, oth than polyamide -6,-11,-12,-6,6,-6,9,-6,10 or -t	314 202	3 409 408	1 077 971	12 743 716
3909101000	Urea resins, thiourea resins in moulding compounds	568 672	4 527 254	1 667 707	13 431 606
3909109000	Other urea resins; thiourea resins	495 799	5 856 835	627 486	6 160 988
3909201000	Melamine resins in moulding compounds	112 859	1 802 219	203 857	3 263 794
3909209000	Other melamine resins, except in moulding compounds	136 964	1 984 461	576 668	6 139 925
3909301000	Oth amino-resins in moulding compound	219 009	1 648 949	468 237	3 688 974
3909309100	Glyoxal monourein resin, except in moulding compounds	70 149	1 454 808	196 893	4 277 415
3909309900	Oth amino-resins, not glyoxal monourein resin, not in moulding co	436 690	5 316 433	964 842	13 360 546
3909401000	Phenolic resins in moulding compound oth than phenol formaldeh	289 993	2 255 037	626 847	5 140 592
3909409000	Other phenolic resins, not in moulding compounds	813 066	9 867 780	2 388 678	22 454 046
3909500000	Polyurethanes	1 797 287	18 448 355	6 912 566	69 974 891
3910002000	Silicones in dispersions or in solutions	549 986	5 937 801	2 453 561	25 470 795
3910009000	Silicones not in dispersions or in solutions	360 237	4 776 178	1 976 675	24 546 720
3911100010	Petroleum,coumarone,indene/coumarone-indene&polyterpanes i	117 670	1 291 052	327 443	2 934 634
3911100090	Petroleum,coumarone,indene/coumarone-indene&polyterpanes r	1 087 090	12 981 756	3 043 293	35 228 126
3911900000	Polysulphides, polysulphones and othproduct specified in Note 3 t	961 544	9 108 084	2 962 639	30 781 208
3912110000	Cellulose acetates non-plasticised	601	80 770	11 983	688 826
3912120000	Cellulose acetates plasticised	12 874	111 119	78 535	608 664
3912201100	Water-based semi-finished nitrocellulose; including collodions; noi	0	181	0	1 639
3912201900	Oth cellulose nitrates; including collodions; non plasticised	153 285	3 146 002	480 570	10 156 767
3912310000	Carboxymethylcellulose & its salts	460 652	5 245 675	1 292 634	18 222 048
3912390000	Oth cellulose ethers, not carboxymethylcellulose & its salts	256 961	3 307 105	1 922 990	24 903 219
3912902000	Other cellulose and its chemical derivatives,in the form of granule:	26 931	360 616	94 000	540 524
3912909000	Other cellulose and its chemical derivatives in other form	368 522	2 569 398	993 526	12 732 760



**I.3. IMPOR MENURUT KOMODITI / IMPORT BY HS COMMODITY**  
**\*\*\* AGUSTUS/AUGUST 2012 \*\*\***

HS	Uraian Komoditi Commodity Description	Berat Bersih / Net Weight (Kg)		Nilai / Value C.I.F (US\$)	
		Bulan ini Current Month	Kumulatif Cum.Jan. to date	Bulan ini Current Month	Kumulatif Cum.Jan. to date
3913100000	Alginic acid, its salts & esters	106 350	923 035	638 394	4 315 476
3913901000	Oth natural polymers & its modified;hardened proteins	7 650	280 258	113 381	652 660
3913902000	Oth natural polymers & its modified;chemical derivatives of natura	11 582	93 379	38 596	681 920
3913903000	Oth natural polymers & its modified;starch-based polymers	4 098	14 596	17 921	212 655
3913909000	Oth natural polymers & its modified; inother form	308 508	3 624 991	891 180	12 198 307
3914000000	Ion-exchanger base on polymer of heading 39.01 to 39.13, in prim	476 288	3 485 926	1 476 153	11 950 461
3915101000	Waste, parings & scrap, of polymers ofethylene; of non-rigid cellul	1 174 902	4 740 638	243 370	1 279 152
3915109000	Waste, parings & scrap, of polymers ofethylene; of rigid cellular pr	361 423	9 121 974	118 619	2 116 694
3915209000	Waste, parings & scrap, of polymers ofethylene; of rigid cellular pro	0	338 347	0	185 883
3915900000	Waste, parings & scrap, of other plastic	4 103 965	55 385 441	2 844 536	44 149 536
3916101000	Monofilament of polymers of ethylene	0	19 275	0	56 150
3916102000	Rods, sticks & profile shape of polymerof ethylene	19 467	64 062	87 308	611 802
3916201000	Monofilament polymers of vinyl chloride	18 690	346 520	91 450	919 989
3916202000	Rods,sticks & profile shapes of polymerof vinyl chloride	112 615	1 340 339	252 048	2 326 599
3916904100	Monofilament other plastic of hardenedproteins	1 595	9 484	12 500	97 842
3916904900	Other plastics of hardened proteins	1 096	65 145	7 741	284 768
3916905000	Other plastics of vulcanised fibre	358	11 652	5 141	102 800
3916906000	Other plastics of chemical derivativesof natural rubber	0	49 522	0	216 939
3916909100	Other monofilament of other plastics	5 161	82 893	48 189	640 955
3916909900	Oth plastic,except monofilament,hardened proteins,vulcanised fib	233 502	2 308 673	1 147 524	5 985 309
3917101000	Artificial guts (sausage casings) ofhardened proteins	4 478	44 360	153 634	1 384 095
3917109000	Artificial guts (sausage casings) ofcellulosic materials	53 675	3 567 795	561 270	8 443 890
3917210000	Tubes,pipes & hoses, rigid, of polymersof ethylene	44 125	824 540	273 931	3 381 072
3917220000	Tubes,pipes & hoses, rigid, of polymersof propylene	19 025	532 023	122 275	2 152 999
3917230000	Tubes,pipes & hoses, rigid, of polymersof vinyl chloride	65 245	1 163 719	266 508	2 686 257
3917290000	Tubes,pipes & hoses, rigid, of polymersof other plastics	154 290	2 005 608	1 045 793	10 270 597
3917310000	Flexible tubes, pipes and hoses having a minimum burst pressure c	17 550	1 415 079	246 258	8 339 984
3917321000	Sausage/ham casing,not reinforced orcombined w/ oth material,w	2 745	145 809	29 343	587 235
3917329000	Oth unflexible tube,pipe&hose,not reinforced or combined materi	295 430	2 329 292	2 176 268	20 999 253
3917330000	Oth tube,pipe,not reinforced/otherwisecombined w/ oth material	42 669	389 955	69 614	1 079 449
3917390000	Other tubes, pipes and hoses	400 017	4 566 941	1 169 299	11 792 111
3917400000	Fittings of plastics	372 197	3 899 400	1 914 179	20 333 703
3918101100	Tiles of polymers of vinyl chloride	210 496	1 271 192	281 081	1 603 622
3918101900	Oth floor covering of polymers of vinylchloride	1 797 048	13 534 390	1 439 575	10 720 900
3918109000	Wall or ceiling coverings of polymers of vinyl chloride	252 577	5 398 797	422 218	5 575 471
3918901100	Tiles of polyethylene	26 580	504 373	19 470	561 556
3918901300	Oth floor coverings of polyethylene	134 090	902 583	200 295	1 206 943
3918901400	Oth floor coverings of chemicalderivatives of natural rubber	0	9 775	0	34 065
3918901900	Other floor coverings of other plastics	237 988	1 176 640	315 513	2 303 756
3918909100	Wall or ceiling covering of polyethylene	73 250	2 535 855	133 059	4 537 830
3918909200	Wall or ceiling coverings of chemicalderivatives of natural rubber	1 272	13 659	3 338	34 331
3918909900	Wall or ceiling coverings of otherplastic	250 431	2 155 914	578 858	5 091 360
3919101000	Self-adhesive plate, sheet, film, foil, tape&strip, width=<20cm; plymei	103 688	1 049 667	471 015	4 802 484
3919102000	Self-adhesive plate, sheet, film, foil, tape&strip, width=<20cm; polyet	52 702	1 695 546	388 912	6 097 486
3919109000	Self-adhesive plate, sheet, film, foil, tape&strip, width=<20cm; oth pl	696 716	18 743 224	6 280 223	54 171 399
3919901000	Self-adhesive plate, sheet, film, foil, tape&strip, width>=20cm; plymei	317 000	3 462 289	780 878	10 502 320
3919902000	Self-adhesive plate, sheet, film, foil, tape&strip, width>=20cm; of harc	4 292	62 214	52 568	803 277
3919909000	Self-adhesive plate, sheet, film, foil, tape&strip, width>=20cm; oth pl	1 897 023	43 099 082	8 323 649	95 461 909
3920100000	Oth plate, sheet, film, strip, foil&strip, ethylene polymer, non-cellular&not	2 277 762	31 639 495	6 401 809	54 314 562
3920201000	Biaxially Oriented Polypropylene (BOPP)film,of polymers of propyl	2 590 387	26 348 796	5 201 191	51 155 489
3920209000	Oth plate, sheet, film, strip, propylenepolymers, non-cellular&not rei	605 089	5 329 838	2 764 892	22 943 588
3920301000	Polymers of styrene of akind used as anadhesive by melting	7 207	281 911	124 425	1 442 146
3920302000	Acrylonitrile butadiene styrene(ABS)sheet used in the refrigeratoror	35 533	195 668	308 038	1 113 780
3920309000	Polymer styrene not used as an adhesiveby melting; not ABS shee	59 827	1 155 713	279 894	2 043 741
3920430000	Polymers of vinyl chloride tape;weight>=6% of plasticisers	390 936	8 943 844	1 024 664	11 490 770
3920490000	Polymers of vinyl chloride tape;weight<6% of plasticisers	1 038 327	13 496 467	1 903 334	22 951 846
3920510000	Acrylic polymers ofpoly(methyl methacrylate)	12 447	124 901	88 083	383 191
3920590000	Other acrylic polymer exceptpoly(methyl methacrylate)	35 677	394 192	61 923	988 705
3920611000	Plates&sheets of polycarbonates	19 254	2 330 729	146 212	5 120 460
3920619000	Polycarbonates except plates and sheetsform	75 686	1 260 800	427 013	6 934 616
3920620000	Poly(ethylene terephthalate)	1 541 963	19 944 485	3 760 050	36 324 352
3920630000	Unsaturated polyesters	7 360	149 914	16 350	282 387
3920690000	Oth polyester,not polycarbonate,poly(ethylene terephthaete)&ur	482 984	6 910 340	1 784 822	26 039 569
3920711000	Cellophane film	127 322	1 438 432	649 083	7 504 606
3920719000	Other regenerated cellulose, exceptcellophane film	21 762	54 452	128 894	409 137
3920730000	Cellulose acetate or its chemicalderivatives	1 963	6 276	9 482	25 591
3920799000	Other cellulose derivatives,exceptnitrocellulose	0	59	0	839
3920911000	Film of poly(vinyl butyral) in safetyglass,thickness 0.38-0.76mm w	81 727	1 128 764	361 377	4 939 593
3920919000	Other poly(vinyl butyral)	38 817	627 988	105 289	2 394 084
3920921000	Plate, sheet, foil & strip of polyamides-6	4 474	75 743	107 778	1 259 693
3920929000	Other plate, sheet, foil & strip of polyamides, except polyamides-6	132 348	1 394 637	495 369	5 792 065

**I.3. IMPOR MENURUT KOMODITI / IMPORT BY HS COMMODITY**  
**\*\*\* AGUSTUS/AUGUST 2012 \*\*\***

HS	Uraian Komoditi Commodity Description	Berat Bersih / Net Weight (Kg)		Nilai / Value C.I.F (US\$)	
		Bulan ini Current Month	Kumulatif Cum.Jan. to date	Bulan ini Current Month	Kumulatif Cum.Jan. to date
3920930000	Plate, sheet, foil & strip of amino-resins	13 166	62 383	179 657	344 093
3920941000	Phenol formaldehyde (bakelite) sheets	2 138	438 183	54 342	1 020 170
3920949000	Oth plate, sheet, foil & strip of phenolic resins, except phenol forma	99 252	747 532	248 546	918 146
3920991000	Oth plate, sheet, foil&strip; oth plastic; hardened proteine/chemical	8 747	669 847	96 061	1 372 195
3920999000	Oth plate, sheet, foil&strip; oth plastic; not hardened proteine/chem	272 054	2 218 272	801 451	5 928 208
3921112000	Plates, sheets, film, foil&strip, cellular, of polymers of styrene; rigid	4 270	18 342	128 995	231 730
3921119000	Plates, sheets, film, foil&strip, cellular, of polymers of styrene; not ri	39 568	428 237	192 644	2 358 208
3921120000	Plates, sheets, film, foil&strip, cellular, of polymers of vinyl chloride	1 074 185	31 036 933	1 627 791	29 459 077
3921131000	Plates, sheets, film, foil&strip, cellular, of polyurethanes; rigid	16 344	235 883	156 353	2 137 422
3921139000	Plates, sheets, film, foil&strip, cellular, of polyurethanes; not rigid	136 344	1 295 086	1 372 003	11 179 002
3921142000	Plates, sheets, film, foil&strip, cellular, of regenerated cellulose; rigi	0	796	0	513
3921149000	Plates, sheets, film, foil&strip, cellular, of regenerated cellulose; not	27 509	196 355	54 740	588 247
3921192000	Plates, sheets, film, foil&strip, cellular, of other plastics; rigid	27 418	216 655	173 248	1 861 209
3921199000	Plates, sheets, film, foil&strip, cellular, of other plastics; not rigid	1 164 506	20 180 697	1 940 606	21 351 161
3921901000	Plates, sheets, film, foil&strip, of vulcanised fibre	1 467	261 550	32 071	1 463 086
3921902000	Plates, sheets, film, foil&strip, of hardened proteins	290 653	6 336 347	728 930	12 655 845
3921903000	Plates, sheets, film, foil&strip, of chemical derivatives of natural rubt	8 928	22 002	11 126	155 271
3921909000	Other plates, sheets, film, foil&strip, of plastics	2 196 301	26 299 289	5 862 172	63 336 500
3922101000	Baths	63 818	503 102	221 527	2 345 625
3922109000	Shower-baths, sinks & washbasins	68 726	646 709	218 819	3 872 781
3922200000	Lavatory seats and covers	39 180	719 117	132 827	3 312 649
3922901100	Parts of flushing cisterns, of plastics	626	170 900	14 154	1 627 634
3922901200	Flushing cisterns equipped with their mechanisms	6 256	45 936	10 728	225 608
3922901900	Other lavatory pans, flushing cisterns & urinals	67 647	378 708	165 418	1 048 972
3922909000	Similar sanitary ware, of plastics	49 188	1 225 117	175 004	2 650 990
3923101000	Film, tape and optical disc cases	36 044	1 327 884	274 058	4 410 823
3923109000	Other boxes, cases, crates and similar articles	1 765 564	14 565 966	5 380 220	43 723 832
3923211100	Aseptic bag reinforced w/ alum foil; width>=315mm; length>=410m	22 562	201 481	402 887	2 935 192
3923211900	Aseptic bag reinforced w/ alum foil; width<315mm; length<410mm	253 742	2 419 657	1 096 107	6 293 558
3923219100	Aseptic bag not reinforced w/ alum foil; width>=315mm; length>=4	39 360	248 437	391 447	2 633 860
3923219900	Aseptic bag not reinforced w/ alum foil; width<315mm; length<410	568 344	5 607 323	2 450 912	19 770 333
3923291000	Aseptic bag not reinforced w/ alum foil; width>=315mm; length>=4	76 664	378 269	484 802	3 357 259
3923299000	Aseptic bag not reinforced w/ alum foil; width<315mm; length<410	615 324	5 182 698	3 590 384	27 011 997
3923302000	Multilayer fibreglass reinforced fuel container	31 626	485 925	178 454	2 445 673
3923309000	Other carboys, bottles, flasks & similar article	459 403	5 205 163	1 722 125	20 755 141
3923401000	Spool, bobbin & similar support; suitable for machines heading 84.44	76 380	724 639	332 065	4 790 845
3923409000	Other spool, cop, bobbin & similar support	63 255	690 822	454 255	4 724 821
3923500000	Stoppers, lids, caps and other closures	666 550	6 472 297	4 022 968	37 298 895
3923901000	Toothpaste tubes container, of plastic	13 612	117 981	102 039	915 361
3923909000	Oth articles for the conveyance/packing goods of plastics	1 377 903	12 723 785	4 600 850	40 240 423
3924100010	Tableware & kitchenware of melamine	74 545	1 062 303	314 675	4 903 569
3924100090	Tableware & kitchenware except from melamine	81 065	566 789	350 430	1 728 948
3924901000	Bed pans, urinals (portable type) & chamber pots; of plastics	17 193	91 629	70 591	597 666
3924909000	Other household articles & hygienic/toilet articles, of plastics	1 255 992	9 490 044	4 802 486	40 495 599
3925100000	Reservoirs, tanks, vats & similar contain. capacity <= 300 litres	3 479	30 505	14 595	143 137
3925200000	Doors, windows & their frames & threshold for doors	129 746	2 069 369	209 636	2 521 059
3925300000	Shutters, blind (include Venetian blinds) and similar articles and pa	51 627	1 301 544	184 782	2 113 232
3925900000	Oth builder ware plastic, not elsewhere specified or included	220 209	1 998 182	1 799 923	6 341 128
3926100000	Office or school supplies of plastics	226 550	2 103 838	416 447	4 680 810
3926206000	Articles of apparel used for protection from chemical, radiation/fire	12 596	115 076	114 442	1 021 874
3926209000	Oth articles of apparel & clothing accessories; of plastics	379 685	4 706 734	1 608 312	35 483 657
3926300000	Fittings for furniture, coachwork or the like	99 944	1 379 246	435 897	4 269 318
3926400000	Statuettes & other ornamental articles	107 315	1 090 370	293 183	3 238 074
3926901000	Floats for fishing nets, of plastics	24 422	333 823	99 669	1 249 854
3926902000	Fan & handscreen, frames & handles and parts	15 022	216 211	21 930	469 190
3926903200	Plastic moulds with denture imprints	581	2 238	5 707	17 121
3926903900	Oth hygienic, medical & surgical articles; of plastics	395 055	3 403 969	4 175 211	30 153 917
3926904100	Police shields, of plastics	0	875	0	60 213
3926904200	Protective mask for use in welding & similar works	23 651	230 304	214 184	1 319 057
3926904400	Life saving cushions for the protection of persons falling from hegh	427	8 612	33 649	188 447
3926904900	Other safety and protective devices	46 694	524 470	735 489	5 552 666
3926905300	Transmission or conveyor belts or beltin	30 560	472 452	242 611	2 831 741
3926905500	Plastic J-hooks or bunch blocks for detonators	10 021	86 246	80 544	515 876
3926905900	Other industrial articles, of plastics	561 797	5 763 064	7 219 144	71 984 396
3926906000	Poultry feeders	4 097	14 157	6 713	39 080
3926907000	Padding for articles of apparel or clothing accessories	27 245	1 697 414	195 618	7 077 759
3926908100	Shoe lasts	22 011	267 922	276 137	3 072 557
3926908200	Prayer beads	391	2 143	2 657	7 533
3926908900	Cards for jewellery/small objects of personal adornment	236 844	1 960 679	543 481	4 648 505
3926909100	Other articles of plastics & other material of kind used for grain sto	19 136	480 843	262 582	4 006 607
3926909200	Empty capsules of a kind suitable for pharmaceutical use	140	12 375	4 841	76 329

**I.3. IMPOR MENURUT KOMODITI / IMPORT BY HS COMMODITY**  
**\*\*\* AGUSTUS/AUGUST 2012 \*\*\***

HS	Uraian Komoditi Commodity Description	Berat Bersih / Net Weight (Kg)		Nilai / Value C.I.F (US\$)	
		Bulan ini Current Month	Kumulatif Cum.Jan. to date	Bulan ini Current Month	Kumulatif Cum.Jan. to date
3926909900	Other articles of plastics and other material	2 146 246	20 494 666	9 103 421	80 042 239
4001101100	Centrifuge concentrat,containing ammonia >= 0.5%;natural rubber	993 748	11 313 545	2 114 954	26 744 337
4001101900	Natural rubber latex,containing ammonia>= 0.5%;in other forms	0	75 539	0	238 706
4001102900	Natural rubber latex,containing ammonia< 0.5%;in other forms	40 495	307 415	96 156	654 960
4001211000	Natural rubber in smoked sheets, RSSGrade 1	0	27	0	253
4001213000	Natural rubber in smoked sheets, RSSGrade 3	39 711	799 733	137 268	2 636 686
4001219000	Natural rubber in other forms	0	336 672	0	1 166 113
4001221000	Technically Specified Natural Rubber(TSNR) 10	201 600	874 980	694 391	2 989 233
4001222000	Technically Specified Natural Rubber(TSNR) 20	23 775	2 631 789	80 592	9 590 879
4001223000	Technically Specified Natural Rubber(TSNR) L	5 024	21 241	23 689	77 373
4001225000	Technically Specified Natural Rubber(TSNR) GP	0	1	0	117
4001229000	Other Technically Specified NaturalRubber(TSNR)	56 389	1 534 156	157 393	4 933 398
4001292000	Latex crepes	0	2 159	0	23 051
4001295000	Other crepes	0	195 000	0	594 750
4001297000	Skim rubber	0	20 275	0	88 900
4001299900	Other natural rubber in other forms	38 418	381 844	116 786	1 084 568
4001309900	Other balata,gutta-percha,guayule,chicle similar natural gums, in c	7 022	47 780	25 244	162 088
4002110000	Styrene-butadiene rubber,Carboxilatedstyrene-butadiene rubber;i	479 608	9 640 142	817 454	18 072 839
4002191000	SBR,XSBR;in primary forms/in vulcanised,uncompound plates,shee	1 987 604	32 236 330	6 113 104	102 880 893
4002199000	Styrene-butadiene rubber,Carboxilatedstyrene-butadiene rubber;i	8 333 487	56 054 171	19 592 948	150 892 996
4002201000	Butadiene rubber (BR), in primary forms	1 789 058	20 572 914	6 304 045	71 467 797
4002209000	Butadiene rubber (BR), in other forms	3 151 164	28 360 882	10 164 534	102 656 127
4002311000	Isobutene-isoprene rubber,unvulcanised,uncompound plates,shee	656 757	5 831 165	2 852 259	24 400 025
4002319000	Isobutene-isoprene (butyl) rubber (IIR), in other process	500 239	4 044 777	1 946 021	15 891 938
4002391000	Halo-isobutane-isoprene rubber,unvulcanised,uncompound plate,;	240 311	488 940	1 138 380	2 304 530
4002399000	Halo-isobutane-isoprene (butyl) rubber(CIIR/BIIR), in other proces	724 923	5 062 906	3 931 857	27 266 078
4002410000	Chloroprene (chlorobutadiene) rubber(CR), in latex form	149 830	1 925 022	406 020	5 306 641
4002491000	Chloroprene (chlorobutadiene) rubber(CR), in primary form	112 000	1 034 145	617 600	5 473 394
4002499000	Chloroprene (chlorobutadiene) rubber(CR) in other form	214 247	2 877 495	1 088 297	14 690 476
4002510000	Acrylonitrile-butadiene rubber (NBR), in latex form	889 749	7 360 368	1 381 288	15 216 027
4002591000	Acrylonitrile-butadiene rubber (NBR), in primary form	37 209	279 040	161 790	1 110 224
4002599000	Acrylonitrile-butadiene rubber (NBR), in other form	242 375	2 839 952	876 000	10 726 061
4002601000	Isoprene rubber (IR) in primary forms	84 058	565 553	311 464	2 169 460
4002609000	Isoprene rubber (IR) in other forms	20 735	633 116	134 912	2 862 006
4002701000	Ethylene-propylene-non-conjugated dienerubber (EPDM), in prim	154 973	1 295 777	861 748	6 987 902
4002709000	Ethylene-propylene-non-conjugated dienerubber (EPDM), in other	209 926	4 763 277	921 302	21 047 650
4002801000	Mixture of natural rubber latex withsyntetic rubber latex	68 937	1 238 354	258 199	4 094 892
4002809000	Other mixtures of any product of heading 40.01 with any product	57 898	483 206	178 282	1 458 283
4002910000	Oth synthetic rubber & factice derivedfrom oils, in latex forms	725 797	5 751 832	1 089 429	8 886 402
4002992000	Oth synt rubber&factice derived from oil ;primary form,unvulcanis	1	4 287	5	94 572
4002999000	Oth synthetic rubber & factice derivedfrom oils in other form	303 180	3 171 188	1 057 932	13 002 312
4003000000	Reclaimed rubber in primary formsoar inplates, sheets or strips	772 523	7 539 681	679 324	5 450 882
4004000000	Waste,paring&rubber scrap (oth hardrubber)&powder&granule of	548 068	7 163 231	446 882	3 234 993
4005101000	Compounded of natural gums with carbonblack/silica,unvulcanise	4 508	159 654	33 102	725 486
4005109000	Compounded other rubber with carbonblack/silica,unvulcanised,ir	248 152	2 418 635	1 612 391	17 098 908
4005200000	Solutions; dispersions oth than those of subheading 4005.10	18 558	792 789	107 864	1 203 248
4005911000	Natural gums,in plates, sheets, & strip	8 094	172 594	42 201	1 012 740
4005919000	Other compounded rubber,unvulcanised,inplates, sheets, & strip	238 431	2 438 844	946 290	10 527 293
4005991000	Other compounded rubber,unvulcanised,inlatex form	120	95 172	209	365 322
4005999000	Other compounded rubber,unvulcanised,inother form	191 883	3 364 031	614 912	7 684 711
4006100000	"camel-back" strip for retreading rubber tyres, unvulcanised	44 953	799 908	56 946	1 112 633
4006901000	Natural gums: unvulcanised	33	28 811	1 164	293 655
4006909000	Oth forms & articles of unvulcanisedrubbers	58 807	525 330	919 466	9 607 859
4007000000	Vulcanised rubber thread & cord.	215 120	4 137 066	1 195 549	14 131 281
4008111000	Plates, sheet&strip of cell. rubber;thick<=5mm;lined w/ one side te	15 682	176 163	124 860	1 132 405
4008112000	Floor tiles and wall tiles of cellularrubber	0	32 070	0	76 449
4008119000	Other plates, sheets & strip of cellular rubber	405 826	2 122 946	818 078	6 122 086
4008190000	Other forms of cellular rubber	40 630	944 981	305 104	6 082 779
4008211000	Plate, sheet&strip non-cell. rubber;thick<=5mm;lined w/ one side t	10 223	215 178	186 117	2 747 402
4008212000	Floor tiles and wall tiles of non-cellular rubber	0	6 741	0	43 342
4008219000	Other plates, sheets, & strip ofnon-cellular rubber	188 131	1 270 239	880 877	4 618 699
4008290000	Other forms of non-cellular rubber	91 321	474 049	687 938	4 306 792
4009110000	Tube, pipe & hose, not reinforced/combined w/ oth material witho	52 571	2 837 917	465 935	10 967 818
4009121000	Mining slurry suction&discharge hose, not reinforce/combine w/ o	10 795	248 779	82 531	1 135 397
4009129000	Oth tubes, pipes & hoses, not reinforced/combined w/ oth mtrl wi	11 570	512 143	113 810	2 319 002
4009211000	Mining slurry suction&discharge hose, reinforce/combine w/ oth r	1 801	96 816	17 963	1 001 611
4009219000	Oth tube, pipe & hose, reinforced/combined w/ oth materials w/o t	212 039	1 844 773	2 525 211	18 334 619
4009221000	Mining slurry suction&discharge hose, reinforce/combine w/ oth r	1 556	6 023	24 954	127 679
4009229000	Oth tube, pipe & hose, reinforced/combined w/ oth materials w/ fi	53 688	847 594	852 359	11 511 001
4009311000	Mining slurry suction&discharge hose, reinforce/combine w/ textil	2 069	667 579	28 610	1 020 659
4009319100	Fuel hoses, header hoses&water hoses, used on motor vehicles	118 540	2 074 247	2 016 158	21 677 613

**I.3. IMPOR MENURUT KOMODITI / IMPORT BY HS COMMODITY**  
**\*\*\* AGUSTUS/AUGUST 2012 \*\*\***

HS	Uraian Komoditi Commodity Description	Berat Bersih / Net Weight (Kg)		Nilai / Value C.I.F (US\$)	
		Bulan ini Current Month	Kumulatif Cum.Jan. to date	Bulan ini Current Month	Kumulatif Cum.Jan. to date
4009319910	Rubber hose for gas stove, without fittings	0	168 230	0	267 642
4009319990	Oth tube, pipe & discharge hose, reinforced/combined w/ textile, w	61 414	1 318 861	462 126	7 602 271
4009321000	Mining slurry suction & discharge hose, reinforce/combine w/ textil	716	134 040	78 606	197 689
4009329010	Rubber hose for gas stove, with fittings	0	1 820	0	34 794
4009329090	Oth tube, pipe & discharge hose, reinforced/combined w/ textile, w	40 780	540 473	685 189	8 643 617
4009410000	Mining slurry suction & discharge hose, reinforce/combine w/ oth r	250 090	3 229 739	1 659 278	12 691 615
4009421000	Mining slurry suction & discharge hose, reinforce/combine w/ oth r	5 639	64 886	20 319	408 216
4009429000	Oth tube, pipe & hose, reinforced/combined w/ oth material, with f	569 060	3 038 949	3 997 668	43 731 581
4010110000	Conveyor belts/belting, reinforced with metal	10 499	4 320 935	86 420	29 480 009
4010120000	Conveyor belts/belting, reinforced with textile material	275 460	2 732 555	1 316 810	8 908 115
4010190000	Other conveyor belts/belting, reinforced with other material	265 561	3 342 102	1 729 693	16 139 638
4010310000	V-belts, V-ribbed of an outside circumference >60cm and <=180cm	20 917	260 995	481 479	4 191 800
4010320000	V-belts, oth than v-ribbed, of an outside circumference >60cm and	2 419	28 000	36 999	644 851
4010330000	V-belts, V-ribbed, of an outside circumference >180cm and <=240cm	801	9 470	19 591	184 948
4010340000	V-belts, oth than v-ribbed, of an outside circumference >180cm and	310	11 958	6 149	297 841
4010350000	Endless synchronous belt, of an outside circumference >60cm and <	496	7 078	27 697	180 682
4010360000	Endless synchronous belt, of an outside circumference >150cm and	1	1 568	72	25 834
4010390000	Oth transmission belts/belting	190 287	2 525 961	2 515 613	27 432 145
4011100000	New pneumatic tyres, of rubber of a kind used on motor cars	1 473 758	11 550 814	5 503 458	41 369 186
4011201000	New pneumatic tyre, of rubber used on buses/lorries, width <450mm	3 042 096	32 470 465	7 134 004	74 512 450
4011209000	New pneumatic tyre, of rubber used on buses/lorries, width >=450mm	161 002	2 353 144	1 333 989	12 179 448
4011300000	New pneumatic tyres, of rubber of a kind used on aircraft	88 701	516 417	1 018 102	5 363 733
4011400000	New pneumatic tyres, of rubber of a kind used on motorcycles	25 475	845 747	116 851	3 168 845
4011500000	New pneumatic tyres, of rubber of a kind used on bicycles	202 605	2 673 771	341 266	4 210 408
4011611000	New pneumatic tyres, of rubber used on agricultural/forestry tracto	123 100	850 775	409 250	2 251 545
4011619000	New pneumatic tyres, of rubber used on agricultural/forestry vehicl	60 738	678 274	213 592	2 267 472
4011621000	New pneumatic tyres, of rubber, rim size <61 cm, used on tractors	22 070	199 093	43 369	411 764
4011629000	New pneumatic tyres, of rubber, rim size <61 cm, used on const/ind	36 051	397 032	158 596	1 547 129
4011631000	New pneumatic tyre, of rubber, rim size >=61cm, used on tractors	0	140 499	0	645 418
4011639000	New pneumatic tyre, of rubber, rim size >=61cm, used on const/ind	122 711	1 067 382	637 779	6 693 317
4011690000	New pneumatic tyre, of rubber, used for oth purpose	182 909	6 235 008	1 757 686	49 574 578
4011921000	Oth new pneumatic tyre, of rubber, used on agricul./forestry tracto	204	24 874	1 350	240 706
4011929000	Oth new pneumatic tyre, of rubber, used on agricul./forestry vehicl	10 001	49 768	15 065	111 908
4011931000	Oth new pneumatic tyre, of rubber, rim size <61 cm, used on tractor	324 679	2 586 752	211 048	1 573 619
4011939000	Oth new pneumatic tyre, of rubber, rim size <61 cm, used on const/i	361 660	1 428 235	2 847 295	10 989 799
4011941000	Oth new pneumatic tyre, rubber, rim size >=61cm, used on mach of t	622 319	2 300 177	6 234 221	21 197 052
4011942000	Oth new pneumatic tyre, rubber, rim size >=61cm, used on tractor, fo	1 264	1 649 317	5 494	14 503 838
4011949000	Oth new pneumatic tyre, of rubber, rim size >=61cm, used for oth. p	2 054 828	12 820 755	19 268 766	121 698 816
4011991000	Oth new pneumatic tyre, of rubber, used on vehicles of chap.87	229 892	6 576 089	2 211 688	58 535 082
4011992000	Oth new pneumatic tyre, of rubber, used on mach of heading 84.29	142 779	1 734 866	944 772	12 251 704
4011993000	Oth new pneumatic tyre, of rubber, used for oth, width >=450mm	0	78 898	0	493 813
4011999000	Oth new pneumatic tyre, of rubber, used for oth, width <450mm	559 302	4 203 132	7 090 349	42 747 741
4012110000	Retreaded tyres, used on motor cars	0	95	0	757
4012129000	Retreaded tyres, used on buses/lorries, width >=450mm	4	6 144	168	10 257
4012130000	Retreaded tyres, used on aircraft	13 003	228 145	101 250	1 270 993
4012192000	Retreaded tyres, used on bicycles	1 187	2 065	820	1 681
4012193000	Retreaded tyres, used on machinery of heading 84.29/84.30	12 679	12 679	72 512	72 512
4012194000	Retreaded tyres, used on oth vehicles of chapter 87	7	19 518	170	87 048
4012199000	Retreaded tyres, used for oth purposed	121 052	506 821	111 996	534 238
4012201000	Used pneumatic tyres, used on motor cars	0	394	0	3 200
4012202100	Used pneumatic tyres, used on buses/lorries, width <450mm	0	4 680	0	15 362
4012202900	Used pneumatic tyres, used on buses/lorries, width >=450mm	12 600	12 600	457	457
4012209900	Used pneumatic tyres, used on oth purpose, oth than buffed tyres	0	67	0	149
4012901400	Solid tyres, external diameter >250 mm, width <450mm	24 262	164 391	96 922	651 868
4012901500	Solid tyres, external dia. >250, width > 450mm, used on vehicle of ch.	12 128	24 237	202 608	276 097
4012901600	Oth solid tyres, external diameter >250mm, of a width >450mm	1 162	106 889	1 712	418 092
4012901900	Oth solid tyres, external diameter <250mm, of a width >450mm	57 673	410 494	264 601	1 961 225
4012902100	Cushion tyres, of a width not exceeding 450mm	42	73 686	2 528	375 256
4012902200	Cushion tyres, of a width exceeding 450mm	0	38 952	0	164 180
4012907000	Replaceable tyre treads, width <450mm	49 585	544 923	180 429	1 945 526
4012908000	Tyre flaps	51 117	366 791	58 594	662 244
4012909000	Oth retreaded/used pneumatic, solid/cushion tyres, of rubber	22 156	357 102	102 817	626 099
4013101100	Inner tubes, of rubber, used on motor car width tyres <450mm	156 208	1 394 153	199 056	2 338 652
4013101900	Inner tubes, of rubber, used on motor car width tyres >450mm	0	51 581	0	35 219
4013102100	Inner tubes, of rubber, used on bus/lorri width tyres <450mm	19 519	224 373	22 643	374 042
4013102900	Inner tubes, of rubber, used on bus/lorri width tyres >450mm	43 732	118 993	153 355	364 424
4013200000	Inner tubes, of rubber, used on bicycles	32 526	874 484	63 429	1 757 202
4013901100	Inner tube, of rubber, used on heading 84.29/84.30; width tyres <450	1 488	44 999	5 741	83 466
4013901900	Inner tube, of rubber, used on heading 84.29/84.30; width tyres >450	0	30 752	0	134 769
4013902000	Inner tube, of rubber, used on motorcycle	84 725	707 745	40 947	533 191
4013903100	Inner tube, of rubber, used on oth vehicle of chap.87, width tyres <4	0	27	0	503

**I.3. IMPOR MENURUT KOMODITI / IMPORT BY HS COMMODITY**  
**\*\*\* AGUSTUS/AUGUST 2012 \*\*\***

HS	Uraian Komoditi Commodity Description	Berat Bersih / Net Weight (Kg)		Nilai / Value C.I.F (US\$)	
		Bulan ini Current Month	Kumulatif Cum.Jan. to date	Bulan ini Current Month	Kumulatif Cum.Jan. to date
4013903900	Inner tube,of rubber,used on oth vehicle of chap.87, width tyres>4	11 470	60 180	12 568	72 215
4013904000	Inner tube,of rubber,used on aircraft	0	509	0	18 196
4013909100	Oth inner tube,of rubber,suitable forfitting to tyres of width<450r	44 106	154 950	48 994	352 883
4013909900	Oth inner tube,of rubber,suitable forfitting to tyres of width>450r	207 235	1 560 568	90 197	967 476
4014100000	Sheath contraceptives	51 152	555 012	653 889	6 980 664
4014901000	Teats for feeding bottles & similararticles	15 289	89 610	166 069	1 109 255
4014904000	Stoppers for pharmaceutical use	10 382	279 248	175 386	4 901 165
4014909000	Oth hygienic/pharmaceutical articles,ofvulcanised rubber	24 154	162 574	234 097	1 731 762
4015110000	Gloves, mittens & mitts, for surgical	43 518	925 622	280 431	6 329 185
4015190000	Gloves, mittens & mitts, for otherpurposed	56 003	698 215	358 478	4 989 272
4015901000	Lead aprons	28	11 670	1 365	89 774
4015902000	Divers' suits(wet suit)	0	887	0	13 264
4015909000	Oth article of apparel, clothing accessfor all purposed	18 650	195 200	204 334	1 752 598
4016101000	Padding for articles of apparel orclothing accessories	10 282	90 489	106 798	1 035 002
4016109000	Oth articles of vulcanised rubber otherof cellular rubber	31 195	383 603	208 126	2 737 400
4016911000	Mats	65 553	917 259	233 071	2 281 495
4016912000	Tiles	27	565	524	7 991
4016919000	Oth floor coverings	17 628	624 088	90 919	1 096 692
4016921000	Eraser tips	11 895	595 894	53 384	2 270 276
4016929000	Other erasers	38 731	529 449	56 502	1 044 613
4016931000	Gasket,washer&seal used to insulate theterminal lead of electroly	12 491	110 514	264 431	3 703 822
4016932000	Gasket&O-ring, used on motor vehicle ofheading 87.02,87.03,87.0	50 543	1 128 283	1 273 300	9 345 714
4016939000	Oth gaskets, washers & oth seals	533 790	5 029 143	10 918 110	101 465 157
4016940000	Boat/dock fenders,whether/not inflatable	114 318	1 373 814	407 876	5 287 550
4016950000	Oth articles of vulcanised rubber,inflatable	190 324	759 164	410 208	3 506 344
4016991300	Weatherstripping,used on motor vehicleof heading 87.02,87.03/8	50 981	547 671	701 083	7 410 047
4016991400	Oth article of vulcanised rubber,forvehicle of heading 87.02-87.05	184 269	1 846 075	2 924 133	25 352 813
4016991500	Oth article of vulcanised rubber,forvehicles 87.09,87.13,87.15&87	5 249	87 439	79 940	1 043 837
4016991700	Bicycle parts	63	1 308 664	17 302	5 100 898
4016991800	Other bicycle accessories	3 151	12 968	10 235	41 631
4016991900	Oth parts & access for vehicle of rubber of chapter 87	26 941	233 181	388 097	2 407 339
4016992000	Parts & access of rotochutes of heading88.04	5 689	78 075	78 364	729 791
4016993000	Rubber bands	51 570	6 080 045	633 378	6 929 265
4016994000	Wall tiles	55 761	290 443	163 704	1 429 775
4016995100	Rubber rollers	67 353	1 111 273	539 292	4 856 769
4016995200	Tyre moulds bladders	16 193	136 562	249 648	2 325 178
4016995300	Electrical insulators hoods	2	214	317	8 015
4016995400	Rubber grommets & rubber cover forautomotive wiring harnesses	113 717	1 054 910	1 453 789	15 190 853
4016995900	Oth article,used in machinery/mechanical/electrical appliances/fo	53 601	835 437	1 206 407	15 514 652
4016996000	Rail pad, of rubber	2 440	26 571	39 416	337 964
4016997000	Structural bearings including bridgebridge bearings, oth than rail p	6 297	62 442	140 307	1 807 042
4016999100	Table coverings	1 227	61 631	12 116	442 171
4016999900	Oth articles of vulcanised rubber foroth purposed	205 471	2 599 575	1 879 622	22 375 107
4017001000	Floor tiles&wall tiles	1 765	26 380	22 354	523 284
4017002000	Other articles of hard rubber	9 943	85 497	168 673	1 426 438
4017009000	Other hard rubber in all form,includewaste & scrap, articles of har	11 987	290 469	152 690	2 302 628
4101201000	Hide&skin,weight/skin<8kg(simply dried),10kg(dry-salt),16kg(fresh)	834 802	4 426 897	432 043	2 150 691
4101209000	Hide&skin,weight/skin<8kg(simply dry),10kg(dry-salt),16kg(fresh),	55	567 205	19 395	527 720
4101501000	Whole hide & skin,of a weight >16 kg,pre-tanned	147 735	1 024 898	163 560	983 921
4101509000	Whole hide & skin,of a weight >16 kg,not pre-tanned	0	2	0	26
4101901000	Oth hide&skin,inc butt,weight/skin<8kg(simply dry),10kg(dry-salt)	0	43	0	340
4101909000	Oth hide&skin,inc butt,weight/skin<8kg(simply dry),10kg(dry-salt)	267 136	1 186 841	203 186	867 990
4102100000	Raw skins of sheep/lambs with wool on	7	151 007	87	141 287
4102210000	Raw skins of sheep/lambs without wool on , pickled	8 000	46 723	122 633	565 253
4102291000	Oth raw skins of sheep/lamb without wool on, not pickled,pre-tan	0	106 717	0	28 242
4102299000	Oth raw skins of sheep/lamb without wool on, not pickled,not pre	0	146 481	0	53 441
4103300000	Raw hide & skin of swine	0	126	0	5 148
4103900000	Raw hide & skin of oth animal	0	323 786	0	273 599
4104110010	Bovine leather, vegetable pre-tanned,full grains, unsplit in the wet	21 945	478 156	64 118	2 028 877
4104110090	Oth tanned/crust hide&skin of bovine,full grain,unsplit in the wet :	660 633	5 612 908	1 029 973	8 506 574
4104190000	Oth tanned/crust hide&skin of bovine,not full grain,unsplit in the v	266 378	2 538 211	613 754	5 815 315
4104410000	Crust vegetable(semi-tanned) hide&skin,full grain,unsplit;in the dr	242 070	1 487 652	4 238 157	27 737 869
4104490000	Oth crust vegetable(semi-tanned) hide&skin,full grain,unsplit;in th	313 573	3 174 349	3 776 478	40 823 463
4105100000	Tanned/crust sheep/lamb skin,w/o wool on/hair on,in the wet sta	60 413	622 197	600 966	6 107 869
4105300000	Tanned/crust sheep/lamb skin,w/o wool on/hair on,in dry state	3 608	16 732	292 374	1 251 359
4106210000	Tanned/crust goat/kid hide&skin,w/o wool on/hair on,in the wet s	21 800	245 993	203 091	2 088 729
4106220000	Tanned/crust goat/kid hide&skin,w/o wool on/hair on,in the dry s	0	9 777	0	301 571
4106320000	Tanned/crust hide & skin of swine,w/owool on/hair on,in the dry s	0	5 033	0	101 222
4106920000	Oth tanned/crust hide&skin of oth animal,w/o wool on/hair on,in	676	7 730	62 056	780 221
4107110000	Whole hide&skin,full grains,unsplit ofbovine/equine animals,w/o f	30 855	580 620	799 622	12 233 664
4107120000	Whole hide&skin,grains splits of bovine/equine animals,w/o hair c	14 784	179 755	158 817	3 016 195

**I.3. IMPOR MENURUT KOMODITI / IMPORT BY HS COMMODITY**  
**\*\*\* AGUSTUS/AUGUST 2012 \*\*\***

HS	Uraian Komoditi Commodity Description	Berat Bersih / Net Weight (Kg)		Nilai / Value C.I.F (US\$)	
		Bulan ini Current Month	Kumulatif Cum.Jan. to date	Bulan ini Current Month	Kumulatif Cum.Jan. to date
4107190000	Oth whole hide&skin of bovine/ equineanimals, in oth form	243 847	2 779 670	4 322 483	44 791 457
4107910000	Oth whole hide&skin,including side ofbovine/equine animals,full g	2 789	60 358	50 310	1 357 623
4107920000	Oth whole hide&skin,including side ofbovine/equine animals, grain	104 454	990 013	2 437 346	24 162 368
4107990000	Oth whole hide & skin,including side,ofbovine/egquine animals, in c	354 154	3 809 224	3 043 918	44 089 994
4112000000	Leather further prep. after tanning/crust,oth than leather of headi	16 873	338 239	600 973	6 391 061
4113100000	Leather further prepared after tanning/crusting, of goats or kids	17 017	246 917	597 606	8 760 262
4113200000	Leather further prepared after tanning/crusting, of swine	30 164	255 719	569 521	5 102 656
4113300000	Leather further prepared after tanning/crusting, of reptiles	22	148	9 368	36 746
4113900000	Leather further prepared after tanning/crusting, of oth animals	11 010	113 191	181 233	2 733 198
4114100000	Chamois (including combination chamois)leather	356	2 180	3 503	31 079
4114200000	Patent leather&patent laminated leather, metalised leather	34 579	377 253	629 379	4 838 437
4115100000	Composition leather with base of leather/leather fibre,in slabs, sho	7 683	106 120	348 488	3 235 616
4115200000	Paring end other waste of compositionleather,not suit for leather	0	1 359	0	3 695
4201000000	Saddlery & harness for any animal of any materials	61	21 968	2 933	21 446
4202110010	Travel goods w/ max dimension of h x w x l = 56cm x 45cm x 25cm	8 230	30 483	44 610	250 384
4202110090	Trunk,suit,vanity,executive,brief-caseswith outer surface of leathe	182 463	866 857	1 192 097	6 864 494
4202121100	School satchel with outer surface ofvulcanised fibre	462	25 691	13 789	237 820
4202121900	School satchel with outer surface ofplastics/textile materials	87 960	782 515	238 594	2 972 033
4202129100	Trunk,suit,vanity,executive,brief-casesw/ out surface of vulcanisec	61 582	292 496	60 087	1 040 307
4202129900	Trunk,suit,vanity,executive,brief-casesw/ out surface of plastics/te	378 054	4 563 938	1 141 866	19 374 404
4202192000	School satchel,trunk,suit,vanity,brief,w/ outer surface of paperbo	40	17 730	1 039	40 037
4202199000	School satchel,trunk,suit,vanity,brief,w/ outer surface of plastic/te	109 287	1 338 495	655 163	5 934 949
4202210000	Hand bag with outer surface of leatheror of patent leather	2 444	311 378	642 789	8 418 987
4202220000	Hand bag with outer surface of plasticsheeting or of textile materi	193 718	3 457 384	1 670 941	20 578 281
4202290000	Hand bag with other outer surface	880 361	6 218 383	3 103 720	24 648 145
4202310000	Artcl in pocket/hand bag with outersurface of leather or of patent	9 132	179 981	259 725	4 215 087
4202320000	Artcl in pocket/hand bag with outer surface of plastics or of textile	155 755	1 224 895	609 342	4 592 429
4202391000	Article of kind normally carried pocketor in handbag with outer srf	134	14 303	545	104 301
4202392000	Article of kind normally carried pocketor in handbag with outer srf	0	307	0	745
4202393000	Article of kind normally carried pocketor in handbag w/ outer srfc	0	1 892	0	695
4202399000	Article of kind normally carried pocketor in handbag with outer srf	77 357	626 856	283 172	2 963 880
4202911100	Sport bags,with outer surface of leather composition leather/of pa	34	1 536	474	7 798
4202911900	Oth Sport bags,with outer surface oflthr composition leather/of pa	1 218	3 014	3 617	35 567
4202919000	Oth artcls with outer surface of leather or of patent leather	130 013	917 201	444 339	4 007 564
4202921000	Toiletry bags with outer surface ofplastic or of textile materials	9 430	45 918	45 573	170 036
4202922000	Bowling bags with outer surface ofplastic or of textile materials	64	817	2 308	18 603
4202929000	Other articles with outer surface ofplastic or of textile materials	27 201	711 913	576 704	8 834 202
4202991000	with outer surface of vulcanised fibreor paperbord oth bags	134	17 023	1 696	210 851
4202992000	with outer surface of vulcanised fibreor paperbord oth bags of coj	0	178	0	1 562
4202994000	with outer surface of vulcanised fibreor paperbord oth bags of ap	0	1	0	2
4202999000	Oth than trunk, suit-cases,handbags, &similar containers	151 235	595 246	407 766	1 908 901
4203100000	Articles of apparel of leather or ofcomposition leather.	1 341	10 169	247 735	808 577
4203210000	Gloves,mittens & mitts speciallydesigned for use in sports of leath	392	7 253	8 995	198 012
4203291000	Protective work gloves of leather or ofcomposition leather	38 178	160 805	229 350	914 752
4203299000	Oth gloves, mittens & mitts of leatheror of composition leather	9 974	122 352	26 636	426 876
4203300000	Belts & bandoliers of leather or ofcomposition leather	34 245	763 536	465 864	6 132 630
4203400000	Oth clothing access of leather or ofcomposition leather	14 839	77 861	221 693	1 235 006
4205001000	Oth articles of leather or ofcomposition leather, boot laces ; mats	4 745	63 306	99 774	903 702
4205002000	Oth articles of leather, industrialsafety belt & harnesses	6 894	101 127	38 951	532 790
4205003000	Leather strings or cords for jewelry orfor personal adornment	6 394	32 179	12 064	58 167
4205004000	Oth articles of a kind used in machinery or mechl appliance or for	5 775	77 525	57 546	278 262
4205009000	Oth articles of leather oth than bootlaces,safety belt & leather stri	801	48 255	35 554	981 467
4206009000	oth articles of gut of goldbeaters skinof bladders or of tendons	0	339	0	2 583
4301100000	Raw furkins of mink,whole, w/ or w/ohead,tail or paws of mink,wf	2 857	2 857	13 901	13 901
4301300000	Raw furkins of lamb, the followingastrakhan,broadtail, caracul, per	0	10	0	652
4301600000	Raw furkins of fox, whole, with orwithout head, tail or paws	0	1	0	8
4301800000	Raw furkins Oth furskins, whole, with or without head, tail or paw:	0	445	0	80 001
4302110000	Tanned or dressed furskins of mink	0	78	0	437
4302190000	Tanned or dressed furskins, oth than ofmink	1 398	35 147	129 145	1 990 376
4302300000	Tanned or dressed furskins, whole skins& pieces or cuttings therec	0	11	0	1 558
4303100000	Articles of apparel, clothingaccessories oth articles of furskin	245	9 189	7 363	360 929
4303902000	Article for industrial uses oth than offurskin	200	986	4 298	21 040
4303909000	Oth article of apparel,clothing accessories of furskin	95	2 542	19 740	221 465
4304001000	Artificial fur and articles thereof	298	957	139 292	149 709
4304002000	Article for industrial uses ofartificial fur	16 761	35 991	54 480	239 014
4304009100	Sport bags of artificial fur and andarticles thereof	0	301	0	2 714
4304009900	Oth then artificial fur&articles forindustrial uses&sport bags	0	852	0	39 421
4401100000	Fuel wood,in logs,in billets,in twigsfaggots or in similar forms	791 205	952 853	520 509	629 746
4401210000	Coniferous, wood in chips or particles	0	4 835 587	0	462 392
4401220000	Non-coniferous wood in chips or particles	0	99 378	0	134 434
4401310000	Wood pallets sawdust&wood waste and scrap, wheter or not anç	44	104	324	1 210

**I.3. IMPOR MENURUT KOMODITI / IMPORT BY HS COMMODITY**  
**\*\*\* AGUSTUS/AUGUST 2012 \*\*\***

HS	Uraian Komoditi Commodity Description	Berat Bersih / Net Weight (Kg)		Nilai / Value C.I.F (US\$)	
		Bulan ini Current Month	Kumulatif Cum.Jan. to date	Bulan ini Current Month	Kumulatif Cum.Jan. to date
4401390000	Oth Sawdust&wood waste&scrap,whether ornot agglomerat in lo	0	327 999	0	192 958
4402901000	Oth than wood charcoal(including shell or nut charcoal), of bambo	2 000	8 842	1 537	19 502
4402909000	Oth wood charcoal(including shell or nut charcoal), of coconut she	0	16 850	0	84 650
4403101000	Baulks,sawlogs&vener logs wood in the rough,whether or not tri	89 440	251 323	194 673	654 857
4403109000	Oth baulk,sawlog,pit-pros,poles,piles treated with paint	529 302	2 058 377	254 540	1 265 620
4403209000	Other than wood of coniferous in the rough, not treated	513 850	2 326 098	85 392	1 150 895
4403411000	Baulks sawlog & veneer log of dark&light red meranti, meranti bak	0	48 000	0	23 386
4403419000	Oth than wood of dark&light red meranti, meranti bakau,in the ro	103 697	2 184 337	8 756	172 220
4403499000	Other than wood of other tropical wood in the rough, not treated	0	37 348	0	29 049
4403911000	Baulks sawlog & veneer log of oak not treated	2 418 747	18 082 034	688 982	5 997 685
4403919000	Other than wood of oak in the rough, not treated	360 865	2 503 767	227 355	1 374 242
4403921000	Baulks sawlog & veneer log of oak	0	77	0	607
4403929000	Other than wood of beech in the rough, not treated	22 000	332 424	19 660	194 942
4403991000	Baulks sawlog & veneer log of other tree not treated	0	4 171 292	0	1 441 137
4403999000	Other than wood of other tree in thorough, not treated	316 508	1 728 332	152 465	738 431
4404100000	Hoopwood, split poles;piles, picket & the like of coniferous	0	44 000	0	13 155
4404209000	Oth than Hoopwood, split poles;piles,picket & the like of non conil	0	99 876	0	78 340
4405001000	Wood wool,	47	50	3 816	3 958
4405002000	Wood wool, wood flour.	676 035	4 268 689	312 284	1 904 508
4406900000	Oth Railway or tramway sleepers(cross-ties) of wood impregnated	1	66 220	6	210 889
4407100000	Wood sawn/ chipped length of a thick > 6 mm.of Coniferous,Plan	2 383 413	38 690 779	1 572 607	21 958 332
4407219000	Wood sawn/ chipped length of a thick > 6 mm.of Mahogany,not pl	0	8 982	0	29 591
4407251100	Wood sawn/ chipped of a thick > 6mm.ofdark&light red meranti,S	0	328 339	0	179 094
4407251900	Wood sawn/ chipped of a thick > 6mm. ofdark&light red meranti,S	6 602	581 586	26 847	339 385
4407252100	oth wood sawn/ chipped of a thick > 6 mm.of meranti bakau,plane	229 142	1 604 378	185 963	1 178 568
4407261000	Wood sawn/ chipped of a thick > 6mm.of White Lauan,Seraya,yell	0	8 300	0	15 301
4407271000	Wood sawn/ chipped of a thick > 6 mm.ofSapelli,Sanded or end-jo	0	697 340	0	373 294
4407279000	Wood sawn/ chipped of a thick > 6 mm.ofSapelli,not planed, not S	789 840	3 536 717	426 570	1 874 254
4407289000	Wood sawn/ chipped of a thick > 6 mm.ofIroko,not planed, not Sa	0	896 492	0	868 677
4407291100	Wood sawn/ chipped of a thick > 6 mm.ofJelutong,Planed	0	3 450	0	353
4407293900	Oth than Wood sawn/ chipped of a thick > 6 mm.of Kempas,Not p	6 384	99 278	4 328	126 608
4407294900	Wood sawn/ chipped of a thick > 6 mm.ofKeruing,Not planed, not	0	109 082	0	182 048
4407295900	Wood sawn/ chipped of a thick > 6 mm.ofRamin,Not planed, not S	0	23 950	0	12 298
4407296900	Wood sawn/ chipped of a thick > 6 mm.ofTeak,Not planed, not Sai	0	37 073	0	81 825
4407297900	Oth wood sawn/ chipped of a thick > 6 mm.of Balau,Not planed, nc	0	3 751	0	11 260
4407299100	Wood sawn/ chipped of a thick > 6 mm.ofJongkong & Merbau,San	0	20 662	0	24 043
4407299200	Wood sawn/ chipped of a thick > 6 mm.ofJongkong & Merbau oth	0	2 520 957	0	413 899
4407299990	Oth than tropical wood, oth sanded or end jointed&planed,thickn	0	459 173	0	508 038
4407911000	Wood sawn/ chipped of a thick > 6 mm.ofOak,Sanded or end-joint	259 517	2 432 486	226 524	2 068 085
4407919000	Oth wood sawn/ chipped of a thick> 6 mm.of Oak,Not planed, not	1 146 378	9 539 441	805 358	6 839 838
4407921000	Wood sawn/ chipped of a thick > 6 mm.ofbeech,Planed	41 683	612 588	32 612	455 281
4407929000	Wood sawn/ chipped of a thick > 6 mm.ofbeech,Not planed, not S	405 323	3 353 091	290 991	1 540 304
4407931000	Wood sawn/ chipped of a thick > 6 mm.ofMaple,Sanded or end-jo	0	194 362	0	195 407
4407939000	Oth than wood sawn/ chipped of a thick > 6 mm.of Maple,Not pla	380 922	3 194 042	522 766	4 008 743
4407941000	Wood sawn/ chipped of a thick > 6 mm.ofCherry,Sanded or end-jo	0	19 514	0	18 663
4407949000	Oth wood sawn/ chipped of a thick > 6 mm of Cherry,Not planed, i	0	3 090	0	1 803
4407951000	Wood sawn/ chipped of a thick > 6 mm.ofAsh,Planed or end-jointe	0	147 450	0	404 091
4407959000	Oth wood sawn/ chipped of a thick> 6 mm of Ash,Not planed, not	40 118	439 083	89 573	834 665
4407991000	Oth than wood sawn/ chipped of a thick> 6 mm.of Other tree,Plan	247 917	2 565 400	212 092	1 974 026
4407999000	Wood sawn/ chipped of a thick > 6 mm.ofOther tree,Not planed, r	2 275 144	21 139 992	1 657 748	14 801 522
4408101000	Cedar wood slats prepared for pencilmanufact;radiata pinewood c	296 651	4 796 682	138 597	2 754 016
4408103000	Face veneer sheets, coniferous	7 454	437 250	35 487	609 261
4408109000	Oth Coniferous,oth cedar wood slats,face veneer sheets	561 146	3 468 594	579 676	4 965 130
4408310000	Dark red meranti, light red meranti andmeranti bakau of the tropi	0	60 940	0	167 860
4408399000	Oth jelutong wood and oth wood preparedfor pencil manufact	141 544	2 059 205	290 208	4 150 138
4408900000	Oth than sheets for veneering and of the tropical wood of thicken	649 023	6 598 832	1 045 875	11 861 105
4409100000	Coniferous wood cotinuously shapedalong any of its edgee,ends/f	7 590	1 056 293	54 341	1 079 923
4409210000	Non coniferos of bamboo	5 108	143 696	3 994	132 927
4409290000	Oth non coniferous oth teak stripsfriezes for parquet flooring	98 081	510 253	176 216	976 460
4410110000	Particle board & similar board of woodor other ligneous materials	6 334 856	184 240 708	1 824 332	49 946 270
4410120000	Oriented strand board of wood	1	580	2	656
4410190000	Oth particle board,oriented strand board (osb) of wood	69 898	10 148 139	37 170	3 713 658
4410900000	Oth than Particle board & similar boardof other ligneous materias	63 866	2 142 476	69 144	892 971
4411120000	Medium density fibreboard (mdf) of a thickness < 5mm	1 972 750	26 994 144	1 032 772	13 364 660
4411130000	Medium density fibreboard (mdf) of athickness > 5mm and < 9 mm	1 122 229	9 711 543	639 611	5 768 684
4411140000	Medium density fibreboard (mdf) of athickness > 9 mm	4 395 554	38 372 035	2 125 369	18 116 920
4411920000	Oth fibreboard of a density >0.8g/cm3	102 051	2 804 455	170 364	2 457 942
4411930000	Oth fibreboard of 0,5g/cm<density <0,8g/cm3	295 175	11 945 294	153 737	5 328 508
4411940000	Oth fibreboard of a density <0.5g/cm3	121 071	2 443 225	52 162	1 086 270
4412100000	Plywood,veneered panel&similar laminated wood of bamboo	21 673	199 069	24 185	215 526
4412310000	Oth plywood,consisting solaly <6mmthickness w/ at least one oth	190 595	2 167 836	110 343	1 555 184

**I.3. IMPOR MENURUT KOMODITI / IMPORT BY HS COMMODITY**  
**\*\*\* AGUSTUS/AUGUST 2012 \*\*\***

HS	Uraian Komoditi Commodity Description	Berat Bersih / Net Weight (Kg)		Nilai / Value C.I.F (US\$)	
		Bulan ini Current Month	Kumulatif Cum.Jan. to date	Bulan ini Current Month	Kumulatif Cum.Jan. to date
4412320000	Oth plywood,each thick.<6mm with atleast one outer ply of non cr	389 599	6 375 796	388 653	4 668 958
4412390000	Oth plywood consisting solely of sheetsof wood of each thick < 6 n	2 449 066	67 892 086	1 634 810	38 521 756
4412940000	Oth plywood,veneered panels&similar wood of blockboard,lamint	6 130	416 031	29 183	472 526
4412990010	Veneered panels&similar w/at least oneother wood	83 360	685 049	39 246	349 008
4412990090	Veneered panels&similar w/at least oneother wood	804 600	7 823 849	640 073	6 303 433
4413000000	Densified wood, in blocks,plates,strips of profile shapes.	78 611	889 439	75 601	694 042
4414000000	Wooden frames for paintings, photographs mirrors or similar obje	864	93 609	4 819	283 924
4415100000	Cases, boxes, crates, drums & similar packings; cable-drums	21 813	95 218	27 021	223 043
4415200000	Pallets,box pallets& other load boards;pallet collars	226 359	1 458 644	88 761	962 825
4416001000	Staves casks,barrels,yats,tube and other coopera products and par	0	31	0	1 211
4416009000	Casks,barrels,vats,tubs&other coopersproducts & parts thereof, of	85	16 973	7 580	72 116
4417001000	Tools,tool bodies,tool handles,broom orbrush bodies & handles, o	1 085	13 184	10 256	63 906
4417009000	Oth Tools,tool bodies,tool handles,broom or brush bodies & handl	56 285	708 375	76 680	1 209 621
4418100000	Windows, french-windows&their framesof wood	0	853	0	1 543
4418200000	Doors & their frames & thresholds ofwood	47 180	482 678	63 794	580 989
4418400000	Shuttering for concrete construal workof wood	0	291 450	0	454 910
4418500000	Shingles & shakes of wood	0	122	0	1 827
4418600000	Posts and beams	0	9 944	0	18 950
4418710000	Assembled flooring panels	0	2 215	0	9 611
4418720000	Oth multilayer bulders joinery and carpantry of wood	0	62 917	0	88 492
4418790000	Oth assembled flooring panels of wood	13 429	245 915	20 346	292 814
4418901000	Oth Cellular wood panels	1	21 495	5	9 960
4418909000	Other builders joinery & carpentry of wood	126 499	2 093 315	207 750	2 037 327
4419000000	Tableware and kitchenware, of wood.	23 142	202 757	41 746	410 261
4420100000	Statuettes & oth ornaments, of wood	719	16 939	24 242	117 562
4420901000	Oth wooden articles of furniture notfalling in chapter 94	82	70 106	252	168 548
4420909000	Oth wood marquetry and inlaid,casket and similar articles of wood	43 794	335 817	159 465	1 386 360
4421100000	Clothes hangers of wood	19 918	214 904	164 601	2 634 311
4421901000	Spools, cops & bobbins, sewing threadreels and the like of wood	737	14 623	9 497	111 717
4421902000	Match splints	0	8 653	0	12 373
4421903000	Wooden pegs or pins for footwear	1 000	68 077	1 425	297 691
4421904000	Candy-sticks, ice-cream sticks & Ice cream spoons	87 330	1 184 873	86 200	2 172 464
4421907000	Fans & handscreens, frames & handles of wood	0	5 828	0	9 704
4421908000	Toothpicks of wood	25 443	554 436	21 091	390 846
4421909300	Prayer beads	0	398	0	20 301
4421909400	Oth beads	120	4 641	1 788	142 525
4421909900	Other wooden articles	214 480	1 103 492	180 662	2 559 355
4501100000	Natural cork, raw / simply prepared;wasta cork,crushed,granulate	0	20 085	0	27 829
4501900000	Oth Natural cork,raw/ simply prepared; wasta cork,crushed,granul	984	17 194	4 387	66 064
4502000000	Natural cork,debarked or roughly squared or in rectangular (includ	109	30 846	4 540	77 905
4503100000	Corks and stoppers	954	25 075	17 269	332 842
4503900000	Other articles of natural cork.	25 941	126 795	36 421	276 115
4504100000	Blocks, plates, sheets & strip; tiles of any shape;solid cylinders,inc	8 514	58 420	123 875	718 655
4504900000	Other agglomerated cork and articles ofagglomerated cork	19 291	393 149	67 115	1 209 664
4601210000	Mats, matting and screens of vegetablematerials of bamboo	41 142	110 847	96 410	188 369
4601220000	Mats, matting and screens of vegetablematerials of rattan	0	1 656	0	1 960
4601290000	Oth mats,matting & screens of vegetablevegetable of material	0	18 694	0	53 081
4601929000	Other of bamboo	0	13 039	0	15 360
4601939000	Other of rattan	0	33	0	2 927
4601941000	Plaits and similar products of plaitingmaterials,whether of vegetat	0	10 392	0	49 274
4601949000	Other of other vegetable material	0	1 022	0	1 200
4601991000	Mats and matting of other vegetablematerials	0	83	0	460
4601999000	Oth Plaits & similar products of plaiting of other materials,whethe	0	381	0	1 234
4602110000	Basketwork, wickerwork & other articles, of vegetable material of	3	74 722	92	82 011
4602120000	Basketwork, wickerwork & other articles, of vegetable material of	29	14 529	311	66 052
4602190000	Oth than basketwork, wickerwork & otherarticles, vegetable mate	215	30 663	8 662	105 130
4602900000	Oth basketwork, wickerwork & otherarticles, of other materials	0	981	0	11 454
4701000000	Mechanical wood pulp.	11 598 154	121 811 420	6 867 327	69 806 775
4702000000	Chemical wood pulp, dissolving grades.	32 451 133	283 365 255	31 350 219	279 774 592
4703110000	Chemical wood pulp, soda, oth than dissolving grades,unbleached,	2 764 825	22 569 894	1 820 860	14 712 048
4703210000	Chemical wood pulp, soda, oth than dissolving grades,bleached,nc	35 100 622	332 637 110	25 498 253	243 118 111
4703290000	Chemical wood pulp, soda, oth than dissolving grades,bleached,nc	175 884	62 903 223	115 183	38 601 638
4704110000	Chemical wood pulp,sulphite,oth than dis solving grades,unbleach	518 654	2 244 454	290 206	1 245 831
4704190000	Chemical wood pulp,sulphite,oth than dis solving grades,unbleach	0	6 000	0	30 960
4704210000	Chemical wood pulp,sulphite,oth than dis solving grades,bleached	2 372 956	12 567 854	1 769 565	9 599 623
4704290000	Chemical wood pulp,sulphite,oth than dis solving grades,bleached	1 063 296	2 881 813	687 075	1 975 794
4705000000	Wood pulp obtained by a combination ofmechanical & chemical p	745 118	35 574 100	442 716	19 944 988
4706100000	Cotton linters pulp	71 253	1 325 292	342 489	4 932 911
4706200000	Pulps of fibres derived from recovered (waste & scrap) paper or pa	19 688	217 637	49 531	235 954
4706300000	Pulps of fibres derived from recoveredof oth than bamboo	0	10 832	0	76 409
4706910000	Mechanical pulps of fibres derived fromrecovered paper or papert	1 278	5 242 604	13 200	4 032 116



**I.3. IMPOR MENURUT KOMODITI / IMPORT BY HS COMMODITY**  
**\*\*\* AGUSTUS/AUGUST 2012 \*\*\***

HS	Uraian Komoditi Commodity Description	Berat Bersih / Net Weight (Kg)		Nilai / Value C.I.F (US\$)	
		Bulan ini Current Month	Kumulatif Cum.Jan. to date	Bulan ini Current Month	Kumulatif Cum.Jan. to date
4706920000	Chemical pulps of fibres derived from recovered paper or paperboard	7 864	1 841 186	65 760	2 893 167
4706930000	obtained by a combination of mechanical&chemical processes recovered	3 998 710	12 065 411	2 887 994	9 696 801
4707100010	Recovered Unbleached kraft paper & paperboard for paper making	34 913 489	926 873 999	7 762 140	207 514 962
4707100090	Recovered Unbleached kraft paper & paperboard for other purposes	4 509	75 706	9 296	150 837
4707200010	for paper making purpose Recovered bleached chemical pulp,	4 131 634	52 396 718	1 364 767	16 625 895
4707200090	Recovered bleached chemical pulp, for other purpose	1	1 378	2	14 312
4707300010	Recovered mechanical pulp paper or paperboard for paper making	40 735 911	376 751 481	9 335 861	88 768 077
4707300090	Recovered mechanical pulp paper or paperboard for other purposes	8 497	63 979	17 520	132 103
4707900010	Recovered unsorted waste & scrap paper & paperboard for paper	9 118 863	85 350 077	1 726 804	15 395 413
4707900090	Recovered unsorted waste and scrappaper & paperboard for other	0	882	0	2 484
4801001000	Newsprint, in rolls or sheets. weighing not more than 55 g/m2	0	486 883	0	196 337
4801009000	Newsprint, in rolls or sheets. weighing more than 55 g/m2	471 518	8 665 559	296 621	5 730 315
4802100000	Hand-made paper and paperboard	5 332	660 712	118 488	1 144 672
4802201000	Paper and paperboard of a kind used as for photo sensitive, heat-sensitive	4	3 972	4 250	18 745
4802209000	Oth Paper and paperboard of a kind used as for photo sensitive, heat-sensitive	37 733	1 563 574	112 994	1 533 636
4802401000	Wallpaper base in rolls of not more than 15 cm in width rectangular	0	7 191	0	10 499
4802409000	Oth paper and paperboard, not containing fibres obtained by a mechanical	11 175	128 967	40 384	283 077
4802541100	Paper, no fibres used in manufacture gypsum board computer cards, weight	0	1 497	0	7 540
4802541900	Other paper and paperboard, not containing fibres Weighing < 40	50 833	326 738	59 984	407 954
4802542100	Aluminium base paper, not containing fibres Weighing < 40 g/m2	258	258	2 056	2 056
4802542900	Aluminium base paper, not containing fibres Weighing < 40 g/m2	0	108 678	0	119 546
4802543000	Aluminium base paper, not containing fibres Weighing < 40 g/m2	20	274 874	395	502 332
4802549000	Aluminium base paper, not containing fibres Weighing < 40 g/m2	365 453	2 225 283	566 007	2 990 369
4802552000	Fancy paper and paperboard, purpose 40< weight <150 g/m, roll	24 729	9 489 069	29 428	8 291 280
4802553900	Oth paper, no fibres, for other purpose 40< weight <150 g/m, roll	0	116 417	0	161 730
4802554000	Base paper of a kind used manufacture fibres, for other purpose 40<w	0	505	0	9 734
4802555000	Paper, no fibres, for other purpose 40< weight <150 g/m, roll	1 635	7 060	14 370	70 628
4802559000	Oth paper, no fibres, for other purpose 40< weight <150 g/m, roll	477 458	7 500 499	678 552	8 203 153
4802562000	Fancy paper and paperboard, in rectangular = <36cm oth side = 15c	653	26 504	5 364	130 021
4802563100	with no side exceeding 36 cm in the unfolded state 40< weight <15	0	19	0	572
4802563900	Paper, no fibres, for other purpose 40< weight <150 g/m, sheet	148	4 248	1 221	48 166
4802569000	Other than Paper, no fibres, for other purpose 40< weight <150 g/n	145	727 915	2 085	589 975
4802571100	Other paper & paperboard, weight >40g/m2 and =< 150g/m2	0	3 097	0	4 707
4802571900	Other paper & paperboard, weight >40g/m2 and =< 150g/m2	57 982	152 986	79 510	349 419
4802579000	Other paper & paperboard, weight >40g/m2 and =< 150g/m2	675 184	3 351 065	714 574	4 122 796
4802582100	Fancy paper & paperboard, in roll width <=15cm/in rectangular sheet <3	2	2 458	195	10 967
4802582900	Oth fancy paper & paperboard, oth in roll width <=15cm/in rectangular	25 923	297 822	27 554	284 560
4802589000	Oth paper, no fibres, for other purpose weight >150 g/m	269 100	1 748 161	450 330	2 985 453
4802613000	Paper, fibres >10%, aluminium paper paper, in rolls	0	32	0	264
4802619000	Oth Paper, fibres >10%, oth aluminium paper, banknotes, printing, w	281 913	5 115 046	243 456	4 375 634
4802621000	Paper, fibres, aluminium paper base in sheets with 435< one side	0	18	0	81
4802622000	Paper, fibres, banknotes, manufacture of gypsum board, in sheets 435<one	27 120	93 880	102 796	664 567
4802629000	Oth paper, fibres, for other purpose, in sheets with 435< one side <	0	32 685	0	72 332
4802690000	Oth paper, fibres, for other purpose, of fibres >10%, paper in rolls	292 560	2 086 189	316 944	2 509 850
4803003000	Of Cellulose wadding or of web cellulose fibres toilet or facial tissue	38 013	375 054	119 230	1 275 128
4803009000	Oth of cellulose wadding & tissue paper/toilet/facial tissue stock & sir	77 356	612 984	330 193	2 191 190
4804110000	Kraftliner paper & paperboard, in rolls or sheets, unbleached	590 950	8 908 784	472 259	5 082 443
4804190000	Oth kraftliner paper & paperboard	895 424	13 530 555	598 560	7 582 047
4804211000	Sack kraft paper for making cement bag in rolls or sheets, unbleached	6 931 932	61 156 981	7 222 719	65 649 388
4804219000	Oth sack kraft paper for making cement bag in rolls or sheets, unbleached	122 008	2 514 423	160 488	2 596 886
4804290000	Oth composite papers, in rolls or sheets	273 589	2 005 668	219 508	1 507 568
4804311000	oth kraft paper and paperboard, weighing 150 g/m, unbleached	104 312	1 989 444	239 482	4 247 907
4804313000	Wet strength 40g to 60g, for plywood adhesive tape, weigh 150g/m	297 647	2 652 484	355 294	2 845 921
4804314000	Other kraft paper & wet strength weighing 150 g/m, unbleached	668	1 403	5 700	9 465
4804315000	Other kraft paper & wet strength weighing 150 g/m, unbleached	0	5 431	0	15 200
4804319000	Other than kraft paper & wet strength weighing 150 g/m, unbleached	673 784	6 030 535	644 489	6 013 880
4804391000	Of a wet adhesive tape, 40-60g, used in manufacture weight <= 150g/m	0	158 933	0	167 711
4804399000	Oth adhesive tape, 40-60g, not used in manufacture weight <= 150g/m	255 930	1 781 061	288 223	1 917 968
4804411000	Elect grade insulating kraft paper, 150<weighing< 225 g/m, unbleached	51 461	930 628	63 158	1 296 448
4804419000	Oth elect grade insulating kraft paper, 150<weighing <225 g/m, unbleached	1 342 441	8 647 661	857 623	6 228 862
4804420000	Bleached uniformly throughout the mass & >95% wood fibres, 150<	179 864	746 215	338 732	1 425 432
4804499000	Other kraft paper & paperboard 150< weighing < 225 g/m	29 616	132 870	76 658	441 961
4804511000	Elect grade insulating kraft paper, press board weighing >600g/m, unbleached	94 235	102 520	60 590	123 433
4804512000	Oth wet strength 40g to 60g, for plywood adhesive tape, weigh >225g	0	76 731	0	89 240
4804513000	Oth wet strength 40g to 60g, /plywood adhesive tape, weigh >225g	0	22	0	1 424
4804519000	Oth than wet strength 40g to 60g, /plywood adhesive tape, weighing	1 001 561	3 685 093	596 773	2 246 898
4804590000	Other kraft paper & paperboard weighing 225 g/m or more	22 732	305 102	90 427	867 080
4805110000	Oth uncoated paper & paperboard, in rolls fluting paper,	428 872	4 529 115	197 031	2 008 521
4805129000	Uncoated paper & paperboard, oth semichemical, straw fluting paper	5 720	23 076	206 624	681 175
4805191000	Uncoated paper & paperboard, oth fluting paper	281	35 994	1 609	97 708
4805199000	Oth uncoated paper and paperboard, in rolls or sheets	42 274	990 507	143 676	1 040 061

**I.3. IMPOR MENURUT KOMODITI / IMPORT BY HS COMMODITY**  
**\*\*\* AGUSTUS/AUGUST 2012 \*\*\***

HS	Uraian Komoditi Commodity Description	Berat Bersih / Net Weight (Kg)		Nilai / Value C.I.F (US\$)	
		Bulan ini Current Month	Kumulatif Cum.Jan. to date	Bulan ini Current Month	Kumulatif Cum.Jan. to date
4805240000	Uncoated paper&paperboard, testlinerweighing 150 g/m2 or less	722 158	4 225 479	343 175	2 019 473
4805251000	Uncoated paper&paperboard, testlinerweighing >= 150 g/m2	97 985	1 513 833	48 993	746 845
4805259000	Uncoated paper&paperboard, testliner othof weighing >= 150 g/m	1 560 800	13 320 741	897 035	7 554 856
4805301000	Paper, sulphite wrapping paper, coloredmatch wrapping paper	91 961	93 403	25 749	37 592
4805309000	Paper, sulphite wrapping paper, othcolored match wrapping paper	271 896	1 032 058	261 351	1 130 688
4805400000	Filter paper and paperboard	304 385	3 827 991	1 200 345	13 984 636
4805500000	Felt paper and paperboard	10 559	166 558	91 803	688 469
4805911000	Paper used as packing of flat glassproduct, resin<0,6%,wg<150g/r	3 308	146 474	20 227	160 670
4805912000	Uncoated paper&paperboard, oth blotting, & joss paper, weighing15	2 511	29 414	1 746	21 860
4805919000	Uncoated paper&paperboard, oth blotting, & joss paper, weighing15	45 691	594 232	47 454	835 909
4805921000	Multi-ply paper and paperboard of 150<weighing<225g/m	1 732	7 246	3 421	11 505
4805929000	Uncoated paper&paperboard of oth150<weighing<225g/m	3 115 294	19 127 713	1 949 719	11 918 038
4805931000	Multi-ply paper and paperboard of weighing > 225g/m2	25 960	339 143	21 229	337 155
4805932000	Blotting paper of other weighing > 225g/m2	17 162	76 491	21 514	66 457
4805939000	Oth Multi-ply paper&Blotting paper of other weighing > 225g/m2	478 179	4 908 950	397 221	4 121 368
4806100000	Vegetable parchment	51 353	528 180	121 532	1 383 952
4806200000	Greaseproof papers	86 432	513 086	121 992	968 854
4806300000	Tracing papers	29 530	212 911	99 709	485 707
4806400000	Glassine and other glazed transparent or translucent papers	793 785	5 858 037	1 205 899	8 911 563
4807000000	Composite paper and paperboard notsurface-coated or impregnat	534 887	4 777 612	513 132	4 270 782
4808100000	Corrugated paper&paperboard, whether or not perforated, in rolls c	242 400	1 750 339	305 276	2 492 405
4808400010	Sack kraftpaper, creped, crinkled, whether, not embossed /perforat	909 219	3 806 212	754 390	3 796 064
4808400090	Oth kraftpaper, creped or crinkle, whether or not embossed or perf	40 554	343 243	143 715	675 077
4808902000	Paper&paperboard, oth embossed fancypaper used printing, cover,	1 095	11 840	8 077	33 603
4808903000	Paper&paperboard, embossed paperfancypaper used printing, cover	568	32 147	1 020	104 192
4808909000	Oth than Paper&paperboard, oth embossedfancypaper used printi	152 513	1 028 027	375 708	2 645 368
4809200000	Self-copy paper	82	1 955 541	791	2 573 761
4809901000	Oth self-copy paper	92 176	489 084	93 641	436 701
4809909000	Oth self-copy paper	209 662	3 619 579	297 238	3 168 587
4810131100	Paper&paperboard for photo, heat, elect. in rolls papers of width <1	0	915	0	1 031
4810131900	Paper&paperboard for photo, heat, elect. in rolls papers of oth widt	189	1 221 750	95	651 876
4810139110	Paper&paperboard for photo, heat, elect. in rolls papers of oth widt	958 231	3 287 493	5 660 658	20 596 200
4810139190	Paper&paperboard for photo, heat, elect. in rolls papers of width <1	743 160	7 877 203	998 558	9 272 593
4810139910	Banknotes paper in rolls of a width >15cm	0	12 389	0	115 826
4810139990	Paper & paperboard for writing or printing in rolls of a width >15 c	550 716	12 918 665	575 278	14 437 486
4810141900	Paper&paperboard for photo, heat, elect. of width < 15cm	265	108 726	1 990	96 693
4810149190	Paper&paperboard for photo, heat, elect. sensitive 297<one side<4	10 676	12 425	225 779	272 547
4810149990	Paper & paperboard for writing or printing in sheets & unfolded of	423 559	806 740	267 720	503 211
4810191100	Other Paper & paperboard for writing orprinting in sheets	0	220 458	0	177 249
4810191990	Other Paper & paperboard for writing orprinting in sheets	706 985	4 395 394	480 608	3 278 982
4810199190	Other Paper & paperboard for writing orprinting in sheets	0	303 293	0	264 455
4810199990	Other Paper & paperboard for writing orprinting in sheets	1 020 031	5 543 503	1 420 964	7 943 067
4810221100	Light weight coated paper, Electcardiogr, Ultrasonograph, spirome	0	282	0	1 409
4810221900	Light weight coated paper: Oth Elect, cardiograph, Ultrasonograph,	24 158	2 723 600	40 733	2 685 575
4810229100	Oth light weight coated paper, in roll of a width 15cm<one side<36	0	53 589	0	25 965
4810229900	Oth light weight coated paper	225 021	6 755 279	299 841	9 610 848
4810291100	Oth paper of a kind used for printng, elect, cadiograp, ultrasonograp	16 443	584 988	155 638	1 341 044
4810291900	Oth paper of a kind used for printng, oth electcadiograp, ultrasonoç	10 114	61 979	35 162	151 523
4810299100	Oth paper of a kind used for printng, width 15cm<one side<36cm, u	0	15 203	0	73 079
4810299900	Oth paper of a kind used for printng	615 702	4 666 950	523 583	4 152 419
4810313100	Base paper of a kind used to manufacture aluminium coated paper	27	165	97	459
4810313900	Other Base paper of a kind used to manuf aluminium coated paper	0	37 319	0	96 861
4810319100	Kraft paper, paperboard, not for writing, printing, other grafic purp,	0	31 454	0	38 051
4810319900	Oth kraft paper, paperboard, not for wrtng printing, other grafic pu	630	6 257	3 567	64 636
4810323000	Kraft paper, paperboard, not for writing, width<=15cm, side<=36cm	0	97	0	727
4810329000	Kraft paper, paperboard, not for writing, other weight>150g/m2	639 866	7 421 341	785 994	8 224 003
4810393000	Oth kraft paper, paperboard, not forwriting in rolls width<=15cm, s	13 621	100 781	56 096	417 834
4810399000	Other kraft paper, paperboard, not forwriting	172 376	1 342 284	215 412	1 608 907
4810924000	Other paper & paperboard, multiplyrectang < 15 x 36 cm2	3 321	17 013	32 712	133 631
4810929000	Other paper & paperboard, multiply othrectang < 15 x 36 cm2	1 569 771	10 900 608	1 282 307	9 341 976
4810994000	Oth paper and paperboard of multiplyrectang < 15 x 36 cm2	0	4 800	0	24 600
4810999000	Oth paper and paperboard of multiply oth rectang < 15 x 36 cm2	323 883	4 469 254	479 135	5 042 812
4811102100	Floor covering on a base of paper orpaperboard, in roll <15cm, rec	15 846	192 330	20 122	247 283
4811102900	Other bituminised/asphalted paper&paperboard in roll <15cm, rec	29 932	155 136	128 828	532 168
4811109100	Floor covering on a base of paper orpaperboard, in other size	0	722	0	5 651
4811109900	Other bituminised/asphalted paper & paperboard, in other size	78 919	1 924 169	271 371	3 879 568
4811412000	Gummed or adhesive paper&paperboard, self-adhesive, rectang<1!	41 111	1 223 553	301 424	3 757 153
4811419000	Gummed/adhesive paper&paperboard, othself-adhesive, in other s	552 392	11 069 726	1 883 848	24 883 219
4811492000	Oth gummed or adhesive paper&paperboard in roll <15cm, rect<1	607	149 087	5 621	465 007
4811499000	Oth gummed or adhesive paper&paperboard, in other size	155 409	3 418 348	391 379	6 560 910
4811513100	Floor covering on a paper coated, impregntd wth plastic, bleached,)	610 931	3 308 530	881 854	4 903 887

**I.3. IMPOR MENURUT KOMODITI / IMPORT BY HS COMMODITY**  
**\*\*\* AGUSTUS/AUGUST 2012 \*\*\***

HS	Uraian Komoditi Commodity Description	Berat Bersih / Net Weight (Kg)		Nilai / Value C.I.F (US\$)	
		Bulan ini Current Month	Kumulatif Cum.Jan. to date	Bulan ini Current Month	Kumulatif Cum.Jan. to date
4811513900	Oth paper coated,impregnated/coveredwith plastic,bleached,wg>	27 771	449 539	30 423	493 234
4811519900	Oth paper coated,impregnated/coveredwith plastic,bleached,oth :	392 002	4 048 470	1 056 446	9 637 780
4811592000	Oth paper coated,impregnated/coveredwith plastics&aluminium f	2 690 635	15 887 245	12 087 424	95 201 188
4811594100	Floor covering on a paper coated,impregwth plastic,unbleached,re	3 528	132 112	51 830	1 384 580
4811594900	Oth paper coated,impregnated/coveredwith plastic,unbleached,re	109 149	280 759	320 805	922 089
4811599100	Floor covering on a paper coated,imptdwith plasticun,bleached,ot	0	170 441	0	268 344
4811599900	Oth paper coated,impregnated/coveredwith plastic,unbleached,of	448 673	12 350 920	1 426 974	16 148 760
4811602010	Paper coated,impregnated/covered withwax,paraffin,stearin,oil,re	7	1 151	75	7 007
4811602090	Oth Paper coated,impregnated/coveredwth wax,paraffin,stearin,c	12 261	588 958	65 521	470 730
4811609010	Paper coated,impregnated/covered withwax,paraffin,stearin,oil,of	0	58 281	0	110 928
4811609090	Oth Paper coated,impregnated/coveredwith wax,paraffin,stearin,c	48 204	692 717	160 823	1 313 610
4811904100	Flooring covering a paper,cellulose wadd web of cell fibr roll<15cn	270 208	725 504	440 815	1 192 756
4811904900	Oth paper, paperboard,cellulose waddingweb of cell fibr roll<15cn	25 350	1 144 199	153 575	2 590 641
4811909100	Flooring covering a paper,cellulose wadd web of cell fibres,other s	1 514	10 704 944	3 097	4 864 157
4811909900	Oth paper, paperboard,cellulose waddingweb of cell fibres,other s	794 946	11 485 890	2 675 903	24 277 299
4812000000	Filter blocks,slabs&plates,of paper pulp	18 632	269 848	103 019	1 409 462
4813100000	Cigarette paper,in the form of bookletsor tubes	124 931	773 781	874 363	4 367 622
4813200000	Cigarette paper,in the form in rolls ofa width not exceeding 5 cm	274 741	1 853 742	1 042 789	7 272 344
4813901000	Cigarette paper,oth in the of booklets,tubes & in rolls,width <5 cm	37 343	254 203	287 677	1 399 231
4813909000	Cigarette paper,oth in the of booklets,tubes & in rolls	780 985	6 767 274	4 034 550	28 770 488
4814200000	Wallpaper&similar wall coverings,consist of peper coated wth a gr.	182 826	2 942 826	676 000	5 897 738
4814900000	window transparencies of paper	276 257	4 008 098	533 193	7 017 555
4816201000	Self-copy paper (other than of 48.09)inrolls of a width 25<oneside	0	12 236	0	28 632
4816209000	Other self-copy paper (other than of48.09)	65	33 312	190	96 751
4816901000	Carbon paper	427	92 114	1 668	218 536
4816902000	Other copying paper	0	22	0	283
4816903000	offset platesof paper	13 029	13 029	14 625	14 625
4816904000	Heat transfer paper	154	2 270	995	42 078
4816909000	Other heat transfer paper & offsetplates of paper	132 159	2 213 535	398 298	2 278 880
4817100000	Envelopes	27 420	253 068	179 797	1 945 862
4817200000	Letter cards,plain postcards and correspondence cards	119	32 305	763	79 801
4817300000	Boxes,pouches,wallets & writingcompendiums,of paper or paperb	46 803	151 726	83 722	652 551
4818100000	Toilet paper	18 110	200 399	37 255	377 869
4818200000	Handkerchiefs,cleansing or facialissues & towels	173 729	1 175 647	470 021	3 058 639
4818301000	Tablecloths	61	24 849	1 415	87 634
4818302000	Serviettes	123	5 231	327	17 493
4818500000	Articles of apparel & clothing, of paper pulp,paper	133	26 615	1 270	263 954
4818900000	Other articles of apparel & clothing, of paper pulp,paper	115 865	4 638 300	395 967	12 196 963
4819100000	Cartons,boxes & cases, of corrugatedpaper or paperboard	2 227 929	16 924 771	3 981 652	46 209 316
4819200000	Folding cartons,boxes&cases,of non-corrugated paper or paperbo:	1 942 875	17 701 888	6 792 292	57 400 487
4819300000	Sacks&bags,having a base of a width of40 cm or more	255 808	2 489 859	445 543	4 553 145
4819400000	Other sacks and bags, including cones	212 937	1 131 575	656 207	3 484 422
4819500000	Other packing containers,includ recordsleeves	559 922	3 904 233	2 153 897	14 903 966
4819600000	Box files,letter trays,storage boxes&similar articles,used in offices,	10 091	4 699 072	45 011	3 645 712
4820100000	Registers,account books,note books,order books,diaries &similar :	32 562	406 779	180 065	1 934 320
4820200000	Exercise books	27 980	640 256	67 884	878 696
4820300000	Binders(other than book covers),foldersand file covers	20 639	190 187	167 871	1 211 547
4820400000	Manifold business forms& interleavedcarbon sets	3 042	21 214	11 163	75 558
4820500000	Albums for samples or for collections	5 733	60 594	40 270	258 239
4820900000	Other exercise book,binders,manifold,albums	49 431	446 392	315 440	1 465 829
4821101000	Printed,labels of a kind for jewelery,incl objects personal carried ir	85 160	966 318	1 517 247	14 965 800
4821109000	Printed,oth labels of a kind for jewel,incl objects personal carried i	423 355	5 517 870	7 188 487	68 039 167
4821901000	Oth printed,labels of a kind for jewel,incl objects personal carried i	17 575	159 053	232 893	3 637 102
4821909000	Oth printed,oth labels of a kind for jewell incl objects personal car	136 408	2 045 500	1 259 079	13 067 821
4822101000	Cone of pulp of a kind used for windingtextile yarn	20 102	167 301	31 856	268 948
4822109000	Bobbins,spools,cops&similar of pulp,othof a kind used for winding	896	6 089	21 378	91 209
4822901000	Oth Cone	47 392	636 811	52 574	801 446
4822909000	Other bobbins,spools,cops & similar	37 463	444 075	249 234	2 420 247
4823201000	Filter paper in rolls or sheets,instrips,rolls or sheets	236 210	1 462 337	1 437 610	8 219 682
4823209000	Othert filter paper in rolls or sheets	612 596	3 860 781	784 860	6 839 911
4823402100	Cardiograph recording paper	538	6 470	12 273	74 932
4823402900	Oth paper for electro-medical apparatus	1 083	1 688	5 531	21 969
4823409000	Oth rolls,sheets&dials,printed for self-recording apparatus	42 201	416 326	129 579	1 430 538
4823610000	Trays,dishes,plates,cups&the like,of paper or paperboard of bamb	3 376	4 195	1 706	3 076
4823690000	Trays,dishes,plates,cups&the like,ofpaper or paperboard of oth th.	37 904	460 929	148 171	1 758 298
4823700000	Mouldad or pressed articles of paperpulp	99 334	767 024	469 033	4 298 719
4823901000	Coconing frames for silk-worms	0	138	0	2 139
4823902000	Display cards for jewellery,incl objects personal carried in pocket,ii	242	1 894	4 479	11 071
4823903000	Dia-cut polyethylene coated peperboardof a kind for manufacture	896	191 275	7 131	175 745
4823904000	Paper tube sats of kind used for themanufacture of fireworks	0	137	0	5 296
4823905100	Kraft paper, in rolls of a width of 209mm weight 150 g/m2 or less	2 688	6 860	17 792	75 556

**I.3. IMPOR MENURUT KOMODITI / IMPORT BY HS COMMODITY**  
**\*\*\* AGUSTUS/AUGUST 2012 \*\*\***

HS	Uraian Komoditi Commodity Description	Berat Bersih / Net Weight (Kg)		Nilai / Value C.I.F (US\$)	
		Bulan ini Current Month	Kumulatif Cum.Jan. to date	Bulan ini Current Month	Kumulatif Cum.Jan. to date
4823905900	Kraft paper, in rolls of a width of 209 mOther weight	17 048	36 645	23 998	189 356
4823906000	Punched jacquard cards	0	273	0	790
4823907000	Fans & handsscreen	2 643	41 508	10 349	2 017 487
4823909200	Joss paper	124 137	1 072 540	299 746	1 980 351
4823909400	Cellulose wadding and webs of cellulosaFibers, coloured or marble	1 335	9 833	32 445	82 084
4823909500	Othetr floor coverings on a base of papePeperboard	0	5	0	329
4823909600	Oth, cut to shape other than rectangularor square	305	42 005	4 971	79 633
4823909900	Other, cut to size/shape, other than inStrips, rolls or sheets	321 439	3 021 935	753 667	8 417 576
4901100000	Printed books, brochures and similar prinin single sheets, whether	74 156	703 083	161 603	37 210 078
4901910000	Dictionaries andencyclopedias, and serialinstalments thereof	2 288	12 534	14 976	93 252
4901991000	Educational, technical, scientific, historical or cultural books	59 287	746 357	888 213	5 036 517
4901999000	Oth printed books, brochures, and similarprinted	136 306	1 318 767	1 324 452	10 417 554
4902100000	Newspapers, journals & periodicals appearing at least four times a v	0	869	0	7 275
4902901000	Newspapers, journals & periodicalsOth appearing at least four time	20	107	172	4 157
4902909000	Other newspapers, journals & periodicals	5 223	76 403	24 020	428 322
4903000000	Childrens picture, drawing or coloringbooks.	13 637	23 192	27 355	55 638
4904000000	Music, printed or in manuscript, whetheror not bound or illustratec	6 683	21 079	15 309	363 505
4905100000	Globes	341	7 506	949	56 126
4905910000	Maps & hydrographic/similar chartsof all kinds, in book form	27	289	138	3 743
4905990000	Other maps&hydrographic or similarcharts of all kinds	347	3 764	4 262	71 095
4906001000	Plans&drawings, including photographicreproductions on sensitise	47	1 488	989	9 766
4906009000	Plans&drawings, including photographicreproductions on carbon c	447	25 298	324 688	616 221
4907001000	Banknotes, being legal tender	109	521	2 079	20 660
4907002100	Postage stamps, unused	1	438	1	2 564 937
4907002900	ravanue and similar stamps, unused	188	1 995	38 733	1 768 815
4907004000	Stock, share/bond certificates&similar documents of title; cheque fr	7	481	21	7 438
4907009000	other similar stamps of current/newissue in the country in which t	775	10 446	325 473	1 399 709
4908100000	Transfers (decalcomanias), vitrifiable	5 264	160 163	332 586	3 651 577
4908900000	Other transfers (decalcomanias), vitrifiable	77 761	339 121	959 693	5 619 542
4909000000	Printed/illustrated postcards, cardgreetings, messages/announcen	1 104	14 168	4 122	47 127
4910000000	Calendars of any kind, printed, includingcalendar blocks.	11 691	44 296	8 299	87 409
4911101000	Catalogues listingonly educationhistorical or cultural books&public	21 729	227 527	121 485	1 380 779
4911109000	Oth trade advertising material, commercial catalogues and the like	33 341	341 183	200 190	3 291 748
4911912100	Wall pictures, anatomical or botanicaldiagrams and charts	0	1 086	0	2 888
4911912900	Other wall picture & diagrams forinstruational purposes	3 538	23 580	44 958	199 967
4911913100	Printed picture & photograph, anatomical/botanical diagram/chart	0	388	0	1 726
4911913900	Oth printed picture & photographoth anatomical/botanical diagra	2 620	12 224	7 129	31 850
4911919000	Other picture, designs & photograph	4 810	149 626	53 365	654 666
4911991000	Printed card for jewellery, small objectpersonal adornment/article	25	2 609	316	37 740
4911992000	Printed labels for explosives	6	425	147	8 496
4911993000	Educational, technic, scientific, historisor cultural printed on a set o	54	1 188	411	17 427
4911999000	Oth printed card, printed labels, educational printed on a set of car	70 313	482 053	689 489	4 346 064
5001000000	Silkworm cocoons suitable for reeling.	70	10 518	2 428	30 218
5002000000	Raw silk (not thrown).	0	1	0	6
5003000000	Silk waste (incl. cocoons unsuitable forreeling, yarn waste&garnet)	0	96	0	1 010
5004000000	Silk yarn(oth than yarn spun from silkwaste) not put up for retail s;	1 512	107 267	9 497	328 413
5005000000	Yarn spun from silk waste, not put up for retail sale.	202	37 686	1 362	226 852
5006000000	Silk yarn & yarn spun from silk waste, put up for retail sale; silk-wor	0	2	0	3
5007101000	Fabrics of noil silk: printed by thetraditional batik process	233	3 043	2 135	63 557
5007109010	Fabrics of noil silk: oth printedtraditional batik process	1	37 721	10	260 443
5007109090	Other fabrics of noil silk	16	12 747	14	139 402
5007209010	Oth fabrics, containing >= 85% by weightof silk; printed bleached c	0	636	0	15 173
5007209090	Oth fabrics, containing >= 85% by weightof silk; other	4 410	98 553	35 869	770 674
5007901000	Oth fabrics; containing < 85% by weightof silk printed traditional t	0	127	0	3 130
5007909010	Oth fabrics; containing < 85% by weightof silk ,bleached or unblea	0	44	0	1 075
5007909090	Oth fabrics; containing < 85% by weightof silk	3 231	7 931	478 783	902 564
5101110000	Shorn wool, not carded/combed, greasy, including fleece-washed v	12 855	133 756	10 425	4 000 158
5101190000	Oth Shorn wool, not carded/combed, greasy, including fleece-washe	188	1 824	3 373	48 554
5101210000	Shorn wool, not carded/combed, degreasednot carbonised	0	19 415	0	82 642
5101290000	Other Shorn wool, not carded/combed, degreased not carbonised	0	11	0	64
5101300000	Wool, not carded/combad. Carbonised	0	14	0	195
5102110000	Fine animal hair, not carded/combedof kashmir (cashmere) goats	746	1 772	67 311	145 640
5102200000	Coarse animal hair, not carded/combed	0	4 056	0	30 812
5103100000	Noils of wool/of fine animal hair incl. yarn waste but exclude garne	0	5 450	0	62 336
5104000000	Garnetted stock of wool/of fine/ coarseanimal hair.	47	242	90	9 143
5105100000	Carded wool	1 082	96 178	20 651	511 697
5105210000	Combed wool in fragments	0	110	0	3 759
5105290000	Combed wool not in fragments	39 483	776 724	430 925	9 602 851
5105310000	Fine animal hair, carded/combedof kashmir (cashmere) goats	0	121	0	23 443
5105390000	Fine animal hair, carded/combedOther of goats	0	6	0	8
5105400000	Coarse animal hair, carded/combed	0	1 068	0	3 375

**I.3. IMPOR MENURUT KOMODITI / IMPORT BY HS COMMODITY**  
**\*\*\* AGUSTUS/AUGUST 2012 \*\*\***

HS	Uraian Komoditi Commodity Description	Berat Bersih / Net Weight (Kg)		Nilai / Value C.I.F (US\$)	
		Bulan ini Current Month	Kumulatif Cum.Jan. to date	Bulan ini Current Month	Kumulatif Cum.Jan. to date
5106100000	Yarn,carded wool > 85% by weight not putup for retail sale	2 288	114 817	53 260	2 090 564
5106200000	Yarn,carded wool < 85% by weight not putup for retail sale	6 572	238 212	217 997	3 635 688
5107100000	Yarn,combed wool > 85% by weight not putup for retail sale	100	16 657	142	151 372
5107200000	Yarn,combed wool < 85% by weight not putup for retail sale	370	15 942	6 406	273 406
5108200000	Yarn of fine animal hair not put up for retail sale	0	3 601	0	112 525
5109100000	Yarn,wool/animal hair > 85% by weight,for retail sale	65 503	186 376	2 151 495	6 146 998
5109900000	Yarn,wool/animal hair < 85% by weight,for retail sale	0	190	0	6 331
5111111000	Woven fabric,carded,wool/animal hair>85%weight < 300 g/m;prin	0	396	0	10 945
5111119000	Woven fabric,carded,wool/animal hair>85%weight < 300 g/m;oth	526	32 579	21 346	768 009
5111191000	Woven fabric,carded,wool/animal hair>85%weight>300 g/m;print	0	19	0	1 998
5111199000	Woven fabric,carded,wool/animal hair>85%weight>300 g/m;oth p	5	4 280	189	83 659
5111200000	Other, mixed mainly or solely withman-made filaments	0	40 010	0	650 769
5111300000	Other, mixed mainly or solely withman-made staple fibres	11 735	142 606	370 583	2 214 845
5111900000	Other woven fabrics of carded wool ocarded fine animal hair	9 727	22 739	90 348	172 917
5112111000	Woven fabric,combed wool/animal hair>85%weight<200 g/m;prin	0	12 957	0	144 482
5112119000	Woven fabric,combed wool/animal hair>85%weight<200 g/m;oth	44 487	457 144	2 396 229	16 968 959
5112191000	Woven fabric,combed wool/animal hair>85%weight>200 g/m;prin	2 504	189 974	41 298	3 373 870
5112199000	Woven fabric,combed wool/animal hair>85%weight>200 g/m;oth	4 248	40 454	92 182	1 274 832
5112200000	Oth woven fabric,combed wool/animal hairmix mainly/solely with	16 433	140 154	405 535	4 558 389
5112300000	Oth woven fabric,combed wool/animal hairmix mainly/solely with	3 155	64 007	108 397	1 501 591
5112900000	Oth woven fabric,combed wool or of fineanimal hair.	27 425	281 016	434 304	4 800 327
5113000000	Woven fabrics of coarse animal hair or ohorse hair	1 671	15 303	19 342	71 594
5201000000	Cotton, not carded/combed.	34 335 385	375 616 420	71 214 384	875 456 161
5202100000	Yarn waste (including thread waste)	0	121	0	888
5202910000	Garnetted stock	1	3	6	25
5202990000	Cotton waste,not garnetted stock	5 514	109 874	44 964	700 211
5203000000	Cotton, carded/combed.	56 543	1 191 237	166 159	3 330 287
5204110000	Cotton sewing thread,not for retail salecotton weight >=85%	76 350	641 106	125 371	2 636 935
5204190000	Cotton sewing thread,not for retail salecotton weight < 85%	23 888	399 994	254 488	3 923 399
5204200000	Cotton sewing thread, wether for sale	65 557	383 322	109 554	548 368
5205110000	Single yarn,of uncombed fibres measuring> 714.29 decitex, cotton	67 994	1 633 028	399 651	7 191 073
5205210000	Single yarn,of uncombed fibres measuring232.58<decitex<714.29 ,	91 366	2 539 211	277 857	9 319 889
5205130000	Single yarnof uncombed fibres measuring192.31<decitex<232.56 ,	28 409	411 104	99 128	1 566 981
5205140000	Single yarnof uncombed fibres measuring125<decitex<192.32 , co	35 736	420 180	236 769	2 714 947
5205150000	Single yarn,of uncombed fibres measuring< 125 decitex, cotton >8	12 007	12 065	13 287	13 803
5205210000	Single yarn,of combed fibres measuring>714.29 decitex, cotton > {	30 030	212 761	135 104	918 097
5205220000	Single yarn,of combed fibres measuring 232.56<decitex<714.29 , c	102 100	839 159	376 575	3 340 966
5205230000	Single yarn,of combed fibres measuring192.31<decitex<232.56 co	168 816	3 296 077	735 321	12 927 733
5205240000	Single yarn,of combed fibres measuring125<decitex <192.31 , cott	147 335	2 278 126	498 839	7 937 627
5205260000	Single yarn,of combed fibres measuring106.38<decitex< 125 , cott	0	4 384	0	22 221
5205280000	Single yarn,of combed fibres measuring< 83.33 decitex, cotton > 8	407	5 169	3 528	40 900
5205310000	Multiple yarn,of uncombed fibres measure>714.29 decitex,cotton	340	32 191	3 709	323 690
5205320000	Multiple yarn,of uncombed fibres measure232.56<decitex<714.29	0	27 260	0	112 102
5205330000	Multiple yarn,of uncombed fibres measure192.31<decitex<232.31	0	85	0	3 927
5205410000	Multiple yarn,of combed measuring714.29 decitex/more, cotton >	0	372 093	0	789 731
5205420000	Multiple yarn,of combed measuring232.56<decitex<714.29,cottor	9 109	296 585	55 012	1 412 331
5205440000	Multiple yarn,of combed measuring125<decitex< 192.31, cotton >	8 001	259 003	77 469	2 203 451
5205480000	Multiple yarn,of combed measuring< 83.33 decitex, cotton >85%	0	31 120	0	262 652
5206110000	Single yarn of uncombed fibres,measuring>714.29or decitex, cottc	34 876	438 374	204 019	2 261 035
5206120000	Single yarn of uncombed fibres,measuring232.56<decitex<714.29	0	20 924	0	77 897
5206130000	Single yarn of uncombed fibres,measuring192.31< decitex <232.56	102	153	3 821	5 715
5206140000	Single yarn of uncombed fibres,measuring125< decitex < 192.31 ,c	0	11 124	0	37 641
5206220000	Single yarn, of combed fibres, measuring232.56<decitex<714.29 ,c	1 330	1 438 926	5 564	5 370 297
5206230000	Single yarn, of combed fibres, measuring192.31< decitex <232.56 ,	1 003	73 437	4 137	272 185
5206240000	Single yarn, of combed fibres, measuring125<decitex< 192.31 ,cot	7 829	28 988	35 547	154 755
5206320000	Multiple yarn,of uncombed measuring232.56<decitex< 714.29,cot	0	6 459	0	96 759
5206330000	Multiple yarn,of uncombed measuring192.31<decitex<232.56,cott	0	2 125	0	19 597
5206340000	Multiple yarn,of uncombed measuring125 <decitex< 192.31,cottor	0	17	0	9
5206420000	Multiple yarn,of combed fibres measuring232.56 <decitex< 714.29	0	16 663	0	168 787
5206440000	Multiple yarn,of combed fibres measuring125 <decitex< 191.31,ct	2 833	13 670	31 790	173 679
5206450000	Multiple yarn,of combed fibres measuring< 125 decitex cotton < 8	0	3	0	42
5207100000	Cotton yarn(oth sewing thread) retailsale,>=85% cotton by weight	839	129 653	8 168	834 583
5207900000	Cotton yarn(oth sewing thread) retailsale,< 85% cotton by weight	6 944	69 419	59 156	327 225
5208110000	Woven fabrics of cotton, unbleachedweighing <= 100 g/m, >=85%	61 457	1 529 143	586 866	13 144 621
5208120000	Woven fabrics of cotton, unbleached100<weighing<200 g/m, >=85%	127 660	1 072 614	1 295 924	11 781 487
5208130000	Woven fabrics cotton,unbleached,3or4thread twill ,<200g/m,>=85%	634	45 540	8 498	486 551
5208190000	Oth Woven fabrics cotton, unbleach,<200g/m,>=85%of cotton	483 972	4 752 601	5 119 819	54 628 728
5208210000	Woven fabrics of cotton,bleached,pleinweeve,weighing<100g/m,>	69 553	1 314 039	490 977	7 706 347
5208220000	Woven fabrics of cotton,bleached,pleinweave,100<weigh<200 g/n	105 838	1 299 347	959 281	11 103 087
5208230000	Woven fabrics cotton,bleached,3/4 threadtwill ,weighing<200g/m	0	597	0	9 340
5208290000	Other Woven fabrics cotton,bleached,<200g/m,>=85%of cotton	139 837	2 314 982	1 265 428	22 647 380

**I.3. IMPOR MENURUT KOMODITI / IMPORT BY HS COMMODITY**  
**\*\*\* AGUSTUS/AUGUST 2012 \*\*\***

HS	Uraian Komoditi Commodity Description	Berat Bersih / Net Weight (Kg)		Nilai / Value C.I.F (US\$)	
		Bulan ini Current Month	Kumulatif Cum.Jan. to date	Bulan ini Current Month	Kumulatif Cum.Jan. to date
5208310010	Woven fabrics cotton,dyed,voille/chemivolle,weight <100 g/m,>=85%	1 434	18 648	30 996	438 712
5208310020	Woven fabrics of cotton,dyed,cambrics100<weigh<200 g/m, >=85%	0	23	0	440
5208310090	Other woven fabrics of cotton,dyed,weighing<200 g/m, >=85%of c	45 390	863 818	443 353	9 100 594
5208320000	Woven fabrics of cotton,dyed,plain weave weave ,weight <100 g/r	372 098	4 779 788	5 435 655	62 362 528
5208330000	Woven fabrics,dyed, 3-thread/4-threadtwill,weighing<200 g/m, >=	20 720	123 683	304 253	2 099 456
5208390000	Other woven fabrics of cotton,dyed,weighing<200 g/m, >=85%of c	83 678	1 222 517	849 373	14 368 744
5208410010	String Woven fabrics, cont>=85% ofcotton,of diff colour yarn, weig	76	5 583	643	71 189
5208410090	Oth woven fabrics, cont >=85% of cotton,of diff colour yarn, weigh	11 417	191 883	169 353	3 633 664
5208420010	String Woven fabrics,cont >=85%, cottonof diff colour yarn, weigh	11 721	31 956	113 034	474 881
5208420090	Oth Woven fabrics, cont >= 85% of cottonof diff colour yarn, weigh	566 039	5 895 269	8 368 740	80 852 305
5208430000	3-thread/4-thread twill, including cross weighing > 100 g/m,>=85%	32 589	688 880	351 036	7 435 971
5208490000	Other fabrics of different color,weighing<200 g/m, >=85%of cottor	33 785	211 415	274 625	1 984 262
5208511000	Plain weave,weinghing <=100g/m2printed by the traditional batik	6 264	9 219	89 208	121 524
5208519000	Plain weave,weinghing <=100g/m3, notprinted by the traditional t	9 820	125 593	101 151	1 050 470
5208521000	Plain weave,weinghing >100g/m2printed by the traditional batik p	3 083	46 427	69 914	165 790
5208529000	Plain weave,weinghing >100g/m3, notprinted bythe traditional ba	16 090	261 638	205 815	3 308 981
5208591000	Other fabrics; printed by traditionalbatik process,<200 g/m, >=85%	0	301	0	505
5208599000	Other fabrics; not printed traditionalbatik process,<200 g/m, >=85	3 338	254 661	30 587	1 477 895
5209110000	Plain weave,unbleached cont.>=85% of cotton, weight >200 g/m2	95 411	1 568 497	873 321	14 994 171
5209120000	3-thread/4-thread twill,unbleached,>=85% of cotton, weight > 200	0	14 530	0	147 492
5209190000	Other fabrics unbleached,>=85% cotton,weighing > 200 g/m2	396 469	5 186 524	4 003 514	49 962 634
5209210000	Woven fabric bleached ,Plain weave >=85%cotton, weighing > 200	5 048	40 786	49 161	306 599
5209220000	3-thread/4-thread twill,bleached,>=85%weighing>200g/m	19	10 034	207	70 232
5209290000	Other woven fabric bleached ,cont 85%of cotton weight > 200 g/r	78 735	706 721	887 644	8 919 941
5209310000	Woven fabrics dyed, plain weave,cont.85%of cotton, weight > 200	194 714	2 259 324	1 875 477	22 159 868
5209320000	3or4 thread icl cross twill,dyed,>= 85%,weight>200g/m	273 229	2 046 696	2 374 450	16 848 048
5209390000	Other woven fabrics,dyed, cont.85% of cotton,weight > 200 g/m2	253 518	3 104 538	1 874 500	24 637 639
5209410000	Woven fabrics of yarn different colours,plain weave,>=85% cotton	2 018	32 663	21 478	400 625
5209420000	Woven fabrics of yarn different colours,denim,>=85% cotton, weig	262 534	3 296 852	1 411 303	18 438 065
5209430000	3/4 thread twill,yarn different colours,plain weave,>=85% cttn, wg	2 760	21 111	29 455	241 306
5209490000	Other woven fabrics of yarn differentcolours,>=85% cttn, wght>20	55 212	1 184 032	403 624	8 188 700
5209519000	Woven fabrics, plain weave, not printedby batik process,>=85% ct	0	17 965	0	189 180
5209529000	3or4 thread twill,not printed by batikprocess,>=85% cttn, wght>20	2 285	33 012	30 794	394 158
5209591000	Other woven fabrics, printed by batikprocess,>=85% cttn, wght>20	0	7 405	0	69 545
5209599000	Other woven fabrics, not printed bybatik process,>=85% cttn, wgh	361	45 351	4 148	446 076
5210110000	Woven fabric,unbleached: plain weave< 85% cotton,weight<200g/	718 772	5 222 839	5 171 412	41 388 128
5210190000	Other woven fabric,unbleached: plainweave < 85% cotton,weight<	169 564	2 978 445	1 426 541	26 695 073
5210210000	Woven fabric,bleached; plain weave< 85% cotton,weight<200g/m	10 808	151 752	175 854	2 226 401
5210290000	Other woven fabric,bleached; plain weave< 85% cotton,weight<20	9 846	30 736	88 891	577 348
5210310000	Woven fabric,dyed: plain weave< 85% cotton,weight<200g/m2:	52 336	863 636	1 006 319	15 564 183
5210320000	Woven fabric,dyed:3/4-thread twill inclcross twill,< 85% cotton,we	8	27 374	52	396 836
5210390000	Other woven fabric,dyed; < 85% cotton,weight<200g/m2:	27 624	280 012	343 063	5 374 324
5210410010	String weave,of yarn of different colour< 85% cotton,weight<200g	5 815	21 121	63 231	381 820
5210410090	Woven fabric,different colour,not string weave,< 85% cotton,weig	15 632	375 459	229 968	4 621 354
5210490000	Other woven fabric,different colour,plain weave,< 85% cotton,wei	986	56 619	16 756	645 008
5210519000	Woven fabric,plain weave, not printed bybatik process,< 85% cott	1 262	31 999	32 533	198 040
5210591000	Other woven fabric,printed by batikprocess,< 85% cotton,weight<	0	11 222	0	172 444
5210599000	Other woven fabric,not printed by batikprocess,< 85% cotton,weig	11 399	587 168	79 811	3 609 858
5211110000	Woven fabric,unbleached:plain weave,< 85% cotton,weight>200g/	213	32 119	4 015	431 366
5211120000	Woven fabric,3/4 thread twill,unbleached,<85% cttn, weight>200g	0	6 020	0	76 440
5211190000	Other woven fabric,unbleached,< 85% cotton,weight>200g/m2	240 194	2 115 646	1 987 051	17 317 150
5211200000	Woven fabric,bleached;,< 85% cotton,weight>200g/m2	0	2 057	0	106 425
5211310000	Woven fabric,dyed:plain weave,< 85% ofcotton,weight>200g/m2	18 815	178 816	233 849	2 098 937
5211320000	Woven fabric,3/4 thread twill,dyed,< 85%of cotton,weight>200g/r	0	337 352	0	2 315 052
5211390000	Other woven fabric,dyed;< 85% of cotton,weight>200g/m2	79 547	1 475 312	585 270	11 165 866
5211410010	String weave,of yarn of different colour< 85% cotton,weight>200g	0	1 987	0	20 866
5211410090	Woven fabric,different colour,not string weave,< 85% cotton,weig	27	147 269	139	536 554
5211420000	Woven fabric,different colour,denim,< 85% cotton,weight>200g/n	38 622	1 917 772	233 130	5 450 736
5211430000	Oth fabrics of 3-thread/4-thrd,<85%of co,weight>200g/m2	8	3 023	74	26 803
5211490000	Oth fabrics of different colours< 85% cotton,weight>200g/m2	116 213	841 126	856 180	6 271 180
5211519000	Woven fabric,plain weave,not printed bybatik procs,< 85% cotton,	3	60	63	676
5211521000	3-thre/4-thread twill,printed by batik< 85% cotton,weight>200g/n	0	1	0	5
5211529000	3-thre/4-thread twill, not printed bybatik< 85% cotton,weight>200	0	61	0	1 871
5211591000	Other Woven fabric,printed by batik< 85% cotton,weight>200g/m.	0	299	0	5 413
5211599000	Other Woven fabric,not printed by batik< 85% cotton,weight>200g/	274 567	912 659	1 886 526	6 384 960
5212110000	Oth wovenfabric ofcotton weight<=200g/m2unbleached	74 485	217 883	1 037 059	2 740 480
5212120000	Oth wovenfabric ofcotton weight<=200g/m2bleached	1 447	117 748	5 484	304 999
5212130000	Oth wovenfabric ofcotton weight<=200g/m2dyed	8 265	185 889	77 674	1 966 896
5212140000	Oth wovenfabric ofcotton weight<=200g/m2of yarns of differrent	178 113	1 644 473	1 219 764	11 241 453
5212151000	Oth wovenfabric ofcotton weight<=200g/m2printed by the traditi	0	595	0	6 435
5212159000	Oth wovenfabric ofcotton weight<=200g/m2not printed by traditi	1	22 286	5	40 604

**I.3. IMPOR MENURUT KOMODITI / IMPORT BY HS COMMODITY**  
**\*\*\* AGUSTUS/AUGUST 2012 \*\*\***

HS	Uraian Komoditi Commodity Description	Berat Bersih / Net Weight (Kg)		Nilai / Value C.I.F (US\$)	
		Bulan ini Current Month	Kumulatif Cum.Jan. to date	Bulan ini Current Month	Kumulatif Cum.Jan. to date
5212210000	Oth wovenfabric ofcotton weight>200g/m2unbleached	328 082	3 772 461	4 898 947	38 694 573
5212220000	Oth wovenfabric ofcotton weight>200g/m2bleached	0	2 464	0	30 102
5212230000	Oth wovenfabric ofcotton weight>200g/m2dyed	0	6 005	0	116 617
5212240000	Oth wovenfabric ofcotton weight>200g/m2of yarns of differrent c	41	136	5 254	6 051
5212259000	Oth wovenfabric ofcotton weight>200g/m2not printed by traditio	24	3 743	353	68 805
5301100000	Flax, raw/retted	0	6 301	0	33 103
5302900000	Other true hemp raw and processedbut not spun	0	4	0	80
5303100000	Jute & oth textile bast fibres, raw/retted	147 873	1 726 101	223 620	2 613 489
5303900000	Jute & oth textile bast fibres,not raw/retted	0	9	0	1 422
5305001000	Sisal & oth textile fibres of the genusageve;tow & waste of these f	130 000	981 205	126 100	1 041 532
5305002011	Textile fibres Of coconut (coir), raw	0	25 020	0	42 724
5305002021	Textile fibres Of abaca; Raw	0	114 999	0	93 300
5305009090	Textile fibres; other of ramie	0	52 000	0	50 050
5306100000	Single flax yarnflax yarn	893	3 306	10 904	40 433
5306200000	Multiple (folded)/cabled flax yarn	0	5 541	0	248 729
5307100000	Single yarn of jute/of oth textile bastof heading 53.03.	30 003	357 523	20 968	295 013
5307200000	Multiple (folded)/cabled of jute/ othfibres bast fibres of heading 5	1 558 876	11 718 242	1 442 347	10 948 793
5308100000	Coir yarn	0	55	0	1 667
5308901000	Paper yarn	0	12	0	143
5308909000	Other yarn of other vegetable textile fi	19 245	99 314	43 100	256 158
5309111000	Woven fabrics of flax cont>=85%by weightunbleached or not; prin	0	4 000	0	87 157
5309119000	Woven fabrics of flax cont>=85%by weightunbleached or not;not p	105	24 429	2 063	412 296
5309191000	Other Woven fabrics,flax cont>=85%byweight;print by traditional l	0	22 794	0	454 287
5309199000	Other Woven fabrics,flax cont>=85%weightnot print by traditional	14 194	71 304	256 428	1 581 290
5309211000	Woven fabrics of flax cont<85% by weightunbleached or not; print	0	21 372	0	360 294
5309219000	Woven fabrics of flax cont<85% by weightunbleached or not;not p	0	7 836	0	85 475
5309291000	Woven fabrics of flax cont<85% by weightoth;printby the tradition	4	4 851	60	92 366
5309299000	Woven fabrics of flax cont<85% by weightoth; not printed by the t	71	33 625	779	581 036
5310100010	Woven fabrics of jute or of oth textileUnbleached; plain	0	235 781	0	291 834
5310100090	Woven fabrics of jute or of oth textileUnbleached; other plain	4	13	16	38
5310901000	Other woven fabrics of jute/oth textilehead 53.03,printed by tradi	0	2 649	0	59 295
5310909000	Other woven fabrics of jute/oth textilehead 53.03, not printed by l	2	3 617	36	43 086
5311001000	Woven fabrics of oth vegetable textilefibres&paper yarn; print by l	0	3 509	0	37 562
5311009000	Woven fabrics of oth vegetable textilefibres&paper yarn; not print	5 051	90 376	72 482	730 847
5401101000	Sewing thread of man-made flment ofsynthetic filaments; for reta	6 627	78 653	57 728	942 419
5401109000	Sewing thread of man-made flment ofsynthetic filaments; not for r	193 384	5 229 149	1 530 174	12 104 253
5401201000	Sewing thread of man-made flment ofartificial filaments; for retail	558	5 151	2 320	27 576
5401209000	Sewing thread of man-made flment ofartificial filaments;not for re	4 562	103 645	23 402	802 988
5402110000	Synththatic filament yarn (oth than sewingHigh tenacity yarn of nylc	7 198	94 038	169 077	2 316 114
5402190000	Synththatic filament yarn (oth than sewingHigh tenacity yarn of nylc	342 998	3 236 626	1 875 285	18 628 465
5402200000	Synththatic filament yarn (oth than sewingHigh tenacity yarn of poly	568 323	7 179 592	1 471 912	19 655 589
5402310000	Textured yarn of nylon/oth polyamidesmeasuring single yarn <= 5l	156 309	1 928 062	1 047 043	13 704 077
5402320000	Textured yarn of nylon/oth polyamidesmeasuring single yarn > 50	79 573	400 156	328 300	1 800 508
5402330000	Textured yarn of polyesters	1 067 399	16 507 091	2 569 781	40 037 444
5402340000	Textured yarn of polypropylene syntheticfilament	37 699	1 022 307	110 003	2 535 465
5402390000	Other texture synthetic filament yarn	22 546	364 266	148 899	1 434 016
5402440000	Oth yarn, single, with a twist or not<50turn/m; elastomeric	359 399	4 721 516	2 437 652	29 166 362
5402450000	Oth yarn, single, with a twist or not<50turn/m; oth, of nylon/oth p	217 918	2 422 688	874 026	9 500 058
5402460000	Oth yarn, single, with a twist or not<50turn/m; oth, of polyesters,p	1 121 320	14 893 833	1 862 625	26 416 940
5402470000	Oth yarn, single, with a twist or not<50turn/m; oth, of pollester	1 348 031	15 989 632	3 076 677	37 768 958
5402480000	Oth yarn, single, with a twist or not<50turn/m; oth, of polipropiler	101 832	2 221 687	189 514	4 063 962
5402490000	Oth yarn, single, oth thn, of elast, nylpolyester,polypropylene,<=5l	188 726	3 349 048	1 356 359	20 152 858
5402510000	Oth yarn, single, with a twist or not>50turn/m; of nylon or oth pol	2 878	88 733	31 027	861 850
5402520000	Oth yarn, single, with a twist or not>50turn/m; of nylon or oth pol	19 000	254 946	70 550	664 603
5402591000	Oth yarn, single, with a twist or not>50turn/m; other; of polypropi	0	5 524	0	33 699
5402599000	Oth yarn, single, with a twist or not>50turn/m; other; other	737	36 921	16 910	283 720
5402610000	Oth yarn, multiple or cableof nylon or polyamides	28 947	364 754	118 900	1 935 634
5402620000	Oth yarn, multiple or cableof polyesters	71 221	942 540	978 300	7 526 937
5402691000	Oth yarn, multiple or cableof other : polypropylena	27 610	391 417	51 457	744 478
5402699000	Oth yarn, multiple or cableof other : oth than polypropylena	34 734	511 756	41 207	1 514 547
5403100000	Artificial filament yarn (not sewing)high tenacity yarn of viscoso r;	822	35 665	13 325	437 501
5403311000	Artificial filament yarn,oth yarn,singleof viskosa twist/not <120 tur	0	711 371	0	2 294 308
5403319000	Artificial filament yarn,oth yarn,singleof viskosa twist/not <120 tur	60 853	599 514	249 880	2 148 602
5403329000	Artificial filament yarn,oth yarn,singleof viskosa twist/not >120 tur	0	4 503	0	32 265
5403339000	Artificial filament yarn,oth yarn,singleof cellulose acetate: oth text	0	12 144	0	120 226
5403391000	Artificial filament yarn,oth yarn,singleof other : textured yarn	0	20 579	0	118 274
5403399000	Artificial filament yarn,oth yarn,singleof other : oth textured yarn	6 908	229 495	31 106	669 998
5403411000	Artificialfilament yarn,oth yarn,multipleor cable: of viscoso rayon;t	234	247	4 286	4 558
5403419000	Artificialfilament yarn,oth yarn,multipleor cable: of viscoso rayon; c	12 224	604 264	36 091	2 863 870
5403421000	Artificialfilament yarn,oth yarn,multipleorcable: ofcelluloseacetat;t	0	5	0	8
5403429000	Artificialfilament yarn,oth yarn,multipleorcable: ofcelluloseacetat;	1 239	117 010	86 652	1 504 915

**I.3. IMPOR MENURUT KOMODITI / IMPORT BY HS COMMODITY**  
**\*\*\* AGUSTUS/AUGUST 2012 \*\*\***

HS	Uraian Komoditi Commodity Description	Berat Bersih / Net Weight (Kg)		Nilai / Value C.I.F (US\$)	
		Bulan ini Current Month	Kumulatif Cum.Jan. to date	Bulan ini Current Month	Kumulatif Cum.Jan. to date
5403491000	Artificialfilament yarn,oth yarn,multipleorcable: of other ; textured	6	128	90	590
5403499000	Artificialfilament yarn,oth yarn,multipleorcable: of other ; oth text	47 166	308 864	128 392	1 131 603
5404110000	Synth monofilament of elastomeric >=67decitex,dimension<=1mm,	15 068	222 298	63 731	888 401
5404120000	Synth monofilament oth ofpolypropylne>=67decitex,dimension<=1n	6 872	224 970	35 866	541 780
5404190000	Synth monofilament other >=67decitexdimension<=1mm, width<=5	132 135	1 167 349	1 072 175	8 064 400
5404900000	Synthetics other than filaments exceeds<1 mm, width <= 5 mm	109 943	1 065 959	123 622	1 351 291
5405000000	Artificial monofilament >=67 decitexno cross-sect,dim>=1mm,strip	679	977	14 491	20 727
5406000000	Man-made filament yarn(oth than sewingthread) put up for retail	513	35 862	5 827	214 589
5407102010	Woven fabrics of synt filament yarn fromhigh of nylon/oth :tyre fa	0	87 960	0	387 720
5407102090	Woven fabrics of synt filament yarn fromhigh of nylon/oth :tyre fa	10 791	475 652	293 759	9 177 250
5407109010	Woven fabrics of synt filament yarn fromhigh of nylon/oth : other	11 030	150 887	81 574	1 381 557
5407109090	Woven fabrics of synt filament yarn fromhigh of nylon/oth : other	47 286	647 906	418 829	6 045 429
5407200000	Woven fabrics of synt filament yarnwoven fabricsobtained from st	111 400	734 360	392 371	1 878 553
5407300000	Woven fabrics of synt filament yarnfabrics specified in nota 9to se	6 756	52 801	127 400	906 997
5407411000	Woven nylon mesh fabric of untwistedweight >=85% of flmnt of n	51 389	432 151	239 955	1 961 607
5407419000	Oth woven nylon mesh fabric of untwistedweight >=85% of flmnt i	302 812	4 272 715	1 453 051	22 388 721
5407420000	Woven fabrics of synt filament yarn fromnylon cont >85% ; dyed	249 098	3 210 279	3 593 914	51 474 185
5407430000	Woven fabrics of synt filament yarn fromnylon cont>85%;of yarno	2 472	5 415	30 767	70 863
5407440000	Woven fabrics of synt filament yarn fromnylon cont >85% ; printe	582	28 729	5 262	624 731
5407510000	Woven fabrics of synt filament yarn frompolyester cont >85% ; unl	400 652	8 160 678	2 731 571	45 639 509
5407520000	Woven fabrics of synt filament yarn frompolyester cont >85% ; dy	942 973	11 802 992	8 841 578	120 028 471
5407530000	Woven fabrics of synt filament yarn frompolyester cont >85% ; ofy	5 311	273 819	27 137	978 126
5407540000	Woven fabrics of synt filament yarn frompolyester cont >85% ; pri	55 029	1 311 767	843 646	11 194 240
5407610010	Oth woven fabrics,cont>=85% of by weightofnontextured polyst fi	423 963	6 581 599	3 648 889	46 544 338
5407610090	Oth woven fabrics,cont>=85% of by weightofnontextured polyst fi	369 947	9 864 572	2 334 635	40 970 090
5407690010	Oth woven fabrics,cont>=85% of by weightof polyst filamnt: unble	205 571	3 172 800	2 043 390	28 842 215
5407690090	Oth woven fabrics,cont>=85% of by weightof polyst filamnt: other	236 118	4 703 499	2 739 988	54 179 412
5407710000	Oth woven fabrics,cont>=85% of by weightof synthet filamnt:unbl	455 862	2 589 076	2 410 850	14 691 109
5407720000	Oth woven fabrics,cont>=85% of by weightof synthet filamnt: dye	25 266	668 971	294 065	6 674 426
5407730000	Oth woven fabrics,cont>=85% of by weightof synthet filamnt: of y	1 918	21 834	10 417	139 961
5407740000	Oth woven fabrics,cont>=85% of by weightof synthet filamnt: prin	1 726	202 115	15 208	755 245
5407810000	Oth woven fabrics,cont<85% of by weightof synthet filamnt-mixec	16 690	94 752	116 578	684 799
5407820000	Oth woven fabrics,cont<85% of by weightof synthet filamnt-mixec	17 329	637 335	231 210	5 497 363
5407830000	Oth woven fabrics,cont<85% of by weightof synthet filamnt-mixec	582	94 509	7 882	242 363
5407840000	Oth woven fabrics,cont<85% of by weightof synthet filamnt-mixec	835	36 080	8 221	488 561
5407910000	Woven fabrics of synt filament yarn ofother woven fabric; unbleac	24 234	373 636	228 156	2 264 475
5407920000	Woven fabrics of synt filament yarn ofother woven fabric; dyed	14 090	572 760	700 050	6 439 857
5407930000	Woven fabrics of synt filament yarn ofother woven fabric;of yarn c	2 819	13 441	5 964	107 677
5407940000	Woven fabrics of synt filament yarn ofother woven fabric; printed	0	22 003	0	210 652
5408100010	Woven fabrics ofartificial filament yarnfromhigh tenacity yarnof vis	28 995	117 280	253 321	1 329 023
5408100090	Woven fabrics ofartificial filament yarnfrom high tenacity yarn of \	92 610	1 434 292	723 352	10 440 155
5408210000	Woven fabrics ofartificial filament yarncont >85% weight : umblea	26 128	113 030	313 846	1 619 678
5408220000	Woven fabrics ofartificial filament yarncont >85% weight or strip/t	33 222	293 428	440 339	3 594 411
5408230000	Woven fabrics ofartificial filament yarncont >85% weight:of yarn c	0	9 278	0	38 826
5408240000	Woven fabrics ofartificial filament yarncont >85% weight or strip/t	53 069	737 812	483 198	6 153 524
5408310000	Woven fabrics ofartificial filament yarnoth woven fabric: unbleach	186	193	4 752	4 979
5408320000	Woven fabrics ofartificial filament yarnoth woven fabric: dyed	3 456	30 407	29 451	447 487
5408330000	Woven fabrics ofartificial filament yarnoth woven fabric:of yarn of	0	1 209	0	7 844
5408340000	Woven fabrics ofartificial filament yarnoth woven fabric: printed	0	13 602	0	88 491
5501100000	Synthetic filament towof nylon or other polyamides	22 644	357 677	210 516	2 810 972
5501200000	Synthetic filament towof polyesters	75 850	975 510	767 321	6 493 528
5501300000	Synthetic filament towof acrylic or modacrylic	1 094 102	23 325 663	2 913 217	64 994 028
5501400000	Synthetic filament towof polypropylene	13 195	112 476	40 290	278 786
5501900000	Synthetic filament towOther	50 412	324 654	174 016	1 399 670
5502000000	Artificial filament tow	2 311 178	23 512 161	13 183 109	130 862 477
5503110000	Synthetic staple fibres of nylon or othrpolyamides of aramids	6 102	313 946	127 881	2 331 484
5503190000	Synthetic staple fibres of nylon or othrpolyamides of oth than arar	11 472	446 535	45 745	1 300 837
5503200000	Synthetic staple fibres of polyesters	7 354 060	67 743 237	11 418 400	113 976 485
5503300000	Synthetic staple fibres of acrylic ormodacrylic	1 158 085	17 527 027	2 897 504	52 095 761
5503400000	Synthetic staple fibres of polypropylene	335 961	5 081 508	898 384	11 760 899
5503900010	Synthetic staple fibres of other :of viscose rayon	54 073	326 878	170 318	1 148 009
5503900090	Synthetic staple fibres of other :other than viscose rayon	111 244	970 967	567 803	4 067 501
5504100000	Artificial staplefibres notcarded,combedothwise procss for spin:of	5 676 881	59 651 108	11 798 358	144 362 886
5504900000	Artificial staplefibres notcarded,combedothwise procsfor spin: oth	38 418	745 184	146 662	3 171 223
5505100000	Waste of man-made fibresof synthetic fibres	30 717	404 003	28 039	374 383
5506100000	Synth staple fibres carded,combad orothwise prcs forspin:of nylon	13 047	201 288	106 274	1 045 642
5506200000	Synth staple fibres carded,combad orothwise procesfor spin:of poi	116 187	2 362 915	1 061 103	13 325 995
5506300000	Synth staple fibres carded,combad orothwise procesforspin:acrylic	84 100	519 771	285 706	1 678 937
5506900000	Synth staple fibres carded,combad orotherwise process for spinn :	16 316	188 741	206 948	1 574 474
5507000000	Artificial staple fibres, carded, combedothrwise processed for spin	0	26 184	0	152 949
5508101000	Sewing thread of man-made staple fibreswether for sale or no:of s	79 340	1 099 564	256 055	3 655 194



**I.3. IMPOR MENURUT KOMODITI / IMPORT BY HS COMMODITY**  
**\*\*\* AGUSTUS/AUGUST 2012 \*\*\***

HS	Uraian Komoditi Commodity Description	Berat Bersih / Net Weight (Kg)		Nilai / Value C.I.F (US\$)	
		Bulan ini Current Month	Kumulatif Cum.Jan. to date	Bulan ini Current Month	Kumulatif Cum.Jan. to date
5508109000	Sewing thread of man-made staple fibreswether for sale or no: otf	400 407	2 856 071	873 549	8 240 340
5508201000	Sewing thread of man-made staple fibreswether forsale or no:of a	1 490	12 978	5 459	73 206
5508209000	Sewing thread of man-made staple fibreswether forsale or no: oth	2 803	106 736	29 429	488 580
5509110000	Single yarn cont >=85% by weight ofstaple fibres of nylon/oth poly	2 599	170 992	87 131	852 147
5509120000	Multiple/cabled yarn cont>=85% byby weight ofstaple fibre ofnyloi	6 839	39 333	39 537	809 634
5509210000	Single yarn cont >=85% by weight ofpolyester staple fibres	219 663	2 547 811	559 828	6 115 825
5509220000	Multiple (folded)/cabled yarn cont.>=85%of polyester staple fibres:	10 649	830 182	84 721	3 076 313
5509310000	Single yarn cont >=85% by weight ofacrylic/modacrylic staple fibre	46	120 438	151	471 353
5509320000	Multiple/cabled yarn cont>=85% by weightof acrylic/modacrylic st	1 526	133 925	15 031	801 219
5509410000	Single yarn cont >=85% by weightof synthetic staple fibres	118	31 171	2 817	781 856
5509420000	Multiple (folded)/cabled yarn cont.>=85%of synthetic staple fibres	23 342	78 213	125 639	741 819
5509510000	Oth yarn of polyester staple fibresmixed mainly with artificial stap	3 008	117 275	15 845	401 410
5509521000	Oth yarn of polyster staple fbres,singlemixed mainly/solely wth wc	0	48	0	1 553
5509529000	Oth yarn of polyster staple fbres,othermixed mainly/solely with wc	0	83	0	587
5509530000	Oth yarn of polyester staple fibresmixed mainly/solely with cotton	42 795	849 217	142 343	2 289 994
5509590000	Oth yarn of polyester staple fibresother	106	58 097	168	238 464
5509610000	Oth yarn ofacrylic/modacrylic staple fbrmixed mainly/solely wth w	19 716	107 509	253 014	1 344 367
5509620000	Oth yarn ofacrylic/modacrylic staple fbrmixed mainly/solely with c	2 957	22 720	32 701	279 901
5509690000	Oth yarn ofacrylic/modacrylic staple fbrother	15 859	151 790	57 004	608 503
5509910000	Other yarn mixed mainly or solely withwool/ fine animal hair	0	32	0	760
5509920000	Other yarn mixed mainly/solelywith cotton	0	3 463	0	14 277
5509990000	Other yarn mixed other thanwool/ fine animal hair & cotton	2 383	19 540	14 830	47 071
5510110000	Single yarn cont >=85% by weightof artificial staple fibres	38 560	4 227 648	130 686	11 025 463
5510120000	Multiple/cabled yarn cont.>=85%by weight/artificial staple fibres	2 854	51 912	20 449	576 647
5510200000	Oth yarn, mixed mainly/solely withcont>=85% of weight of artificl	0	2 391	0	75 102
5510300000	Other yarn, mixed mainly/solely cont>=85% of weight with cotton	2 964	102 594	164 256	1 219 984
5510900000	Other yarn of artificial staple fibrescont>=85% of weight	9 669	233 532	110 116	1 855 916
5511101000	Yarn of synthtic staple fibres,cont>=85%weight of such fbrs knitting	12 062	233 560	90 762	1 714 119
5511109000	Yarn of synthtic staple fibres,cont>=85%weight of such fibres : oth	29 581	103 305	141 540	418 170
5511201000	Yarn of synthtic staple fibres,cont <85%weight of such fbrs knitting	0	665	0	2 203
5511209000	Yarn of synthtic staple fibres,cont <85%weight of such fibres : othe	0	1 394	0	3 974
5511300000	Yarn of artificial staple fibresput up for retail sale	2 067	13 762	26 507	177 894
5512110000	Woven fabrics of synthetic staple fibrecont>85% wight of polyeste	51 051	1 154 899	451 325	7 112 481
5512190000	Woven fabrics of synthetic staple fibrecont>85% wight of polyeste	128 812	2 035 897	1 092 120	16 226 698
5512210000	Woven fabrics of synthetic staple fibrecont>85%wightof acrylic/m	3 809	68 457	22 207	549 495
5512290000	Woven fabrics of synthetic staple fibrecont>85%wightof acrylic/m	66 325	785 312	696 132	8 816 333
5512910000	Woven fabrics of synthetic staple fibrecont>85%weight of oth : un	869	25 186	15 574	345 545
5512990000	Woven fabrics of synthetic staple fibrecont>85%weight of oth th p	33 772	265 339	310 753	3 149 476
5513110000	Wovn fbrcs of plyster stple fibre bleacheplain weave <=85% mix w/	98 900	1 129 464	1 200 988	11 674 038
5513120000	3-thread /4-thread twill, incl twill polstaple fibres <=85% w/cotton	60	16 423	2 786	304 813
5513130000	Oth woven fbrcs of polyester stple fbr<=85% mixed wght <170 g/n	709 477	4 093 406	5 688 250	39 894 955
5513190000	Oth woven fabrics <85% mixed cottonweight <170 g/m of cotton	12 018	257 846	124 995	2 913 269
5513210000	Dyed woven fabrics of polyester staplefibres, plain weave<85% of	168 952	3 053 667	1 125 545	17 034 184
5513230000	Oth dyed woven fabric ofpolyester staplefibres <85%, cotton<170	95	229 164	1 665	702 162
5513290000	Oth woven fabrics <85% such fibres, mixed cotton <170 g/m dyed	176 525	1 164 941	2 027 383	12 587 411
5513310000	Woven fabrics of yarn of diff color of polyester stple fbrs,plain wea	26 794	221 122	137 707	1 331 084
5513390000	Oth woven fabrics<85% of such fibresweight <170 g/m of cotton: (	2 999	186 071	24 426	938 985
5513410000	Printed polyester staple fibres, plainweave <85% of fbr, cotton<17	211 585	6 526 935	342 637	7 754 547
5513490000	Other woven fabrics<85% of fibresweight <170 g/m of cotton	5 588	99 813	46 989	1 029 864
5514110000	Woven fbrcs of polyester staple fibresplain weave <=85%,cotton >	1 339	105 976	10 043	592 049
5514120000	3-thread/4-thread twill, incl twill ofpolyester stpl fbrs<85%, cotto	0	7 280	0	104 186
5514190000	Other woven fabrics<85% of fibresmixed weight >170g/m of cotto	153 551	861 530	2 740 680	12 565 745
5514210000	Dyed polyester staple fbrs, plain weavestaple fbrs<85%, cotton >1	685	44 209	2 413	277 530
5514220000	Woven fabric of synt: dyed<85% with ctto3-thread/4-thread twill,i	24 019	233 929	185 002	3 199 247
5514230000	Woven fabric of synt: dyed<85% with cttdyed; oth woven fbr pol:	261 257	1 125 637	699 544	2 498 561
5514290000	Other woven fabrics<85% of fibres mixedweight >170g/m of cotto	305 186	1 533 223	616 335	4 374 737
5514300000	Woven fabrics of synth stple fibre <85%, cotton >170 g/m, diff col	0	593 813	0	684 282
5514410000	Printed polyester staple fibres, plainweave <85% of fbr, cotton >1:	42 768	431 401	473 811	4 547 111
5514420000	Prnt 3-thread/4-thread twill,incl twlpolyester stple fbr<85%, cotto	23 116	175 546	157 562	1 446 960
5514430000	Oth printd woven fabrics of polyesterstpl fbr<85%, cotton >170 g/	18 049	320 824	125 520	2 769 802
5514490000	Oth printed woven fabrics<85% suchfibres, weight >170 g/m of co	9 729	192 968	170 591	2 243 658
5515110000	Oth wvn fbrcs of synth stple fbrs ofpolyester stpl fbr mixed viscos	200 868	3 996 610	1 898 754	37 382 636
5515120000	Oth wvn fbrcs of synth stple fbrs ofpolyester stpl fbr mixed w/m-i	34 153	1 179 978	168 538	3 817 341
5515130000	Oth wvn fbrcs of synth stple fbrs ofpolyester stpl fbr mix w/wool/&	16 465	234 115	316 632	4 527 267
5515190000	Other woven fabrics of synth stple fbrof other polyester staple fibr	67 136	862 070	1 087 248	11 673 785
5515210000	Oth wvn fbrcs of acrylic/modacrylicmixed/solely with man-made f	2 916	21 869	35 481	372 956
5515220000	Oth wvn fbrcs of acrylic/modacrylicmixed/solely w/wool/fine anm	0	6 774	0	68 280
5515290000	Oth wvn fbrcs of acrylic/modacrylicmix w/other than man-made fi	0	7 024	0	44 666
5515910000	Oth woven fabrics mixed mainly/solelyman-made filaments	1 052	5 964	39 184	193 456
5515991000	Oth woven fabrics mixed mainly/solelyw/wool/fine anml hair	9	2 187	41	24 949
5515999000	Oth woven fabrics mixed mainly/solelywith other than man-made	2 577	38 516	29 671	493 796

**I.3. IMPOR MENURUT KOMODITI / IMPORT BY HS COMMODITY**  
**\*\*\* AGUSTUS/AUGUST 2012 \*\*\***

HS	Uraian Komoditi Commodity Description	Berat Bersih / Net Weight (Kg)		Nilai / Value C.I.F (US\$)	
		Bulan ini Current Month	Kumulatif Cum.Jan. to date	Bulan ini Current Month	Kumulatif Cum.Jan. to date
5516110000	Unbleached/bleached woven fabrics of artificial staple fibre; weight	23 371	317 696	189 555	2 609 163
5516120000	Dyed woven fabrics of artificial staple fibre; weight >= 85%	11 861	198 381	314 151	3 477 512
5516130000	Woven fabrics of yarns of different colors; weight >= 85% of artificial staple	0	3 566	0	62 135
5516140000	Printed woven fabrics; weight >= 85% of artificial staple fibres	3 047	181 604	16 738	2 607 428
5516210000	Unbleached woven fabrics of artificial staple fibre mix m-m-f; weight	3 399	50 411	75 107	583 553
5516220000	Dyed woven fabrics of artificial staple fibre mix m-m-f; weight < 85%	3 004	237 819	91 782	4 381 002
5516230000	Woven fabrics of yarn of different colors; artificial staple fibre mix m-m-f; weight	0	3 889	0	11 648
5516240000	Printed woven fabrics of artificial staple fibre mixed with m-m-f; weight	614	5 884	13 092	129 191
5516310000	Unbleached woven fabrics of artificial staple fibre mixed with wool; weight	0	2 633	0	40 399
5516320000	Dyed woven fabrics of artificial staple fibre mixed with wool; weight	508	11 363	8 702	64 011
5516330000	Woven fabric of yarn of different colors; staple fibre mixed with wool; weight	854	854	22 139	22 139
5516340000	Printed woven fabrics of staple fibre mixed with wool; weight < 85%	0	773	0	17 421
5516410000	Unbleached woven fabrics of artificial staple fibre mixed with cotton; weight	1 484	7 312	14 770	89 094
5516420000	Dyed woven fabrics of artificial staple fibre mixed with cotton; weight	1 069	3 026	18 072	45 659
5516430000	Woven fabrics of yarn of different colors; mixed with cotton; weight < 85%	3 545	24 205	25 778	236 434
5516440000	Printed woven fabrics of artificial staple fibre mixed with cotton; weight	282	4 056	3 208	69 804
5516910000	Other unbleached woven fabrics of staple fibre	61	13 616	585	156 392
5516920000	Other woven fabrics of artificial staple fibre, unbleached	2 961	19 782	36 351	275 288
5516930000	Other woven fabrics of artificial staple fibre, dyed	0	1 347	0	23 961
5516940000	Other woven fabrics of artificial staple fibre, of yarn different colors	46 591	508 504	468 967	6 375 369
5601210000	Wadding of cotton, length <= 5mm	13 881	274 075	137 262	3 099 878
5601220010	Wadding of cotton m-m-f of wrapped cigarette tow, length <= 5mm	15 050	33 960	105 348	190 632
5601220090	Wadding of cotton m-m-f of other wrapped cigarette tow, length <= 5mm	36 911	291 690	374 826	2 855 054
5601290000	Wrapped of other than cotton man-made fibres	14 256	319 810	183 312	521 365
5601301000	Polyamide fibre flock of wadding, length <= 5mm	1 908	32 430	29 853	461 220
5601302000	Polypropylene fibre flock, length <= 5mm	3	603	50	3 996
5601309000	Textile flock & dust mill neeps other than polyamide fibre flock; length	13 023	62 056	37 691	461 426
5602100000	Needleloom felt & stitch-bonded fibre covered/laminated.	32 068	507 331	130 344	1 377 519
5602210000	Other felt of wool/fine animal hair, not impregnated, coated, covered	23 180	166 438	725 600	5 056 796
5602290000	Other felt of other textile materials, not impregnated, coated, covered	13 114	280 440	169 564	806 202
5602900000	Felt, other than needleloom & other felt not impregnated, coated, covered	57 259	1 103 639	654 392	4 341 090
5603110000	Non woven of man-made filament, not impregnated, covered/laminated	825 902	21 803 065	2 647 418	29 587 231
5603120000	Non woven of m-m-f, not impregnated, covered/laminated; 25g/m<weight	540 704	8 816 550	2 557 776	34 928 689
5603130000	Non woven of m-m-f, not impregnated, covered/laminated; 70g/m<weight	260 666	4 670 629	996 454	12 388 480
5603140000	Non woven of m-m-f, not impregnated, covered/laminated; weight >	593 439	6 086 531	3 663 770	27 534 904
5603910000	Non woven of other m-m-f, weight <= 25g/m2	269 336	6 283 900	914 594	10 621 363
5603920000	Non woven of other m-m-f, 25g/m2 < weight <= 70g/m2	159 926	3 185 539	745 449	12 475 649
5603930000	Non woven of other m-m-f, 70g/m2 < weight <= 150g/m2	23 178	1 515 728	343 874	3 489 342
5603940000	Non woven of other m-m-f, weight <= 150g/m2	430 240	4 056 149	2 334 706	25 379 768
5604100000	Rubber thread & cord, textile covered & the like head 5404/5405	24 840	490 575	527 108	7 674 278
5604901000	Imitation catgut, of silk yarn	660	14 262	11 636	203 723
5604902000	Rubber impregnated textile thread yarn	696	27 022	9 141	106 638
5604903000	High tenacity yarn of polyester, of nylon/other polyamides/of viscose	821	13 476	16 853	156 032
5604909000	Other than rubber thread & cord, textile covered & the like head 5404/54	9 730	757 557	145 785	2 222 920
5605000000	Metallised yarn, whether or not gimped, being textile yarn/strip like hea	20 148	127 832	205 698	910 917
5606000000	Gimped yarn, & strip & like of head 5404/5405, gimped, chenille yarn	87 576	714 161	221 461	1 885 142
5607210000	Binder/baler twine of sisal/other textile fibres of genus agave	84 562	236 369	82 361	221 891
5607290000	Other binder/baler twine of sisal/other textile fibres of genus agave	47 419	637 095	433 033	2 213 238
5607410000	Binder/baler twine of polyethylene/polypropylene	232	37 188	913	106 450
5607490000	Other binder/baler twine of polyethylene/polypropylene	705 410	7 884 392	1 282 046	12 650 122
5607501000	V-belt cord of man-made fibres treated with resorcinol formaldehyde >=	10 892	137 868	160 006	2 489 276
5607509000	Other v-belt cord of m-m-fibres treated with resorcinol formaldehyde >= 10%	49 677	677 795	258 976	2 019 410
5607901000	Twine, cordage, ropes & cables of artificial fibres	7 652	57 564	7 675	542 626
5607902000	Twine, cordage, ropes & cables of abaca/other hard fibres	875	1 471	13 554	20 198
5607903000	Twine, cordage, ropes & cables of jute/other textile bast fibre head 5303	0	193 552	0	161 555
5607909000	Other twine, cordage, ropes & cables	55 586	506 838	225 614	2 092 590
5608110000	Made up fishing net of man-made textile materials	391 450	3 891 186	501 006	5 471 345
5608192000	Net bags of man-made textile material	1 357	162 809	10 973	773 537
5608199000	Other net bags of man-made textile materials	28 481	377 079	110 365	1 095 631
5608901000	Net bags of other man-made textile materials	9 067	68 221	8 496	153 458
5608909000	Other net bags of other man-made textile materials	56 852	441 273	210 800	1 340 562
5609000000	Articles of yarn, strip/the like of head 5404/5405, twine, cordage, rop	147 927	1 962 516	657 166	6 423 988
5701101000	Prayer rugs of carpet of wool/fine animal hair	0	53	0	1 906
5701109000	Other prayer rugs of carpet of wool/fine animal hair	17	1 049	768	20 038
5701901900	Other prayer rugs of carpet of cotton	0	2 046	0	2 123
5701909100	Prayer rugs of carpet other than wool/cotton	0	100 529	0	207 145
5701909900	Other prayer rugs of carpet other than wool/cotton	79	36 801	2 984	125 296
5702100000	Kelem, schumacks, karamanie & similar hand-woven rugs, not tufted/	0	73 139	0	106 499
5702200000	Floor covering of coconut fibres (coir) not tufted/flocked	0	14 523	0	33 774
5702310000	Floor covering of pile construct of wool/fine animal hair, not made up, no	435	21 195	11 564	313 909
5702320000	Floor covering of pile construct of man-made textile mat, not made up, no	0	1 358	0	20 625

**I.3. IMPOR MENURUT KOMODITI / IMPORT BY HS COMMODITY**  
**\*\*\* AGUSTUS/AUGUST 2012 \*\*\***

HS	Uraian Komoditi Commodity Description	Berat Bersih / Net Weight (Kg)		Nilai / Value C.I.F (US\$)	
		Bulan ini Current Month	Kumulatif Cum.Jan. to date	Bulan ini Current Month	Kumulatif Cum.Jan. to date
5702391000	Floor cov of pile construct of cottonnot made up, not tufted/flock	0	65	0	788
5702399000	Floor cov of pile construct of othtextile materials, not made up,no	104	5 455	5 832	189 228
5702419000	Oth prayer rugs of floor cov of pileconstrct,made up of wool/fine z	0	20 147	0	77 092
5702421000	Prayer rugs of floor cov of pileconstrct,made up of man-made text	11 122	62 033	44 313	181 299
5702429000	Oth prayer rugs of floor cov of pileconstrct,made up of man-made	67 939	1 127 332	114 964	2 191 042
5702491900	Oth prayer rugs of floor cov of cottonof pile constrct,made up	0	9 543	0	30 825
5702492000	Oth floor cov of pile constrct,made up,of jute fibre	0	12 809	0	14 999
5702499000	Oth floor cov of pile constrct,made up,of oth textile material	4 138	4 415	5 961	7 430
5702509000	Oth floor cov of oth textile materialnot of pile construct,not made	6 372	47 378	9 486	109 805
5702919000	Oth floor cov not prayer rug not of pileconstrct made up of wool/f	0	297	0	8 230
5702921000	Prayer rugs not of pile constrct made upof man-made textl matrIs	85 187	259 971	138 486	401 980
5702929000	Oth floor cov not prayer rug not of pileconstrct,md up,of man-ma	27 156	228 018	29 450	513 499
5702991100	Prayer rugs not of pile constrct made upof cotton,of oth textile ma	0	4 715	0	5 888
5702991900	Oth floor cov not prayer rug not of pileconstrct,md up,of cotton,of	0	25 300	0	18 700
5702999000	Oth flr cov.not of pile cnstrct,made upoth thn cttn&jute fibres,oth	0	429	0	1 516
5703101000	Floor mats of wool/fine anml hairwhthr/not made up	2	794	58	16 975
5703109000	Carpet&oth txtl flr cov.,tufted, whthr/not made up,of wool/fine ar	65	7 597	6 188	58 313
5703209000	Carpet&oth txtl flr cov,tufted,not prayrug,not made up,of nyln/otf	151 414	1 114 818	552 271	3 908 425
5703301000	Prayer rugs of cotton, whthr/notmade up,of oth man-md-txtl mtrl	129 575	625 482	252 482	1 310 986
5703309000	Carpet&oth txtl flr cov,tufted,not prayrug,of cttn not made up,of c	60 901	1 973 167	131 801	3 987 569
5703901100	Prayer rugs, whthr/ not made up,of cotton,oth textile matrIs	0	15 350	0	180 000
5703901900	Carpet&oth txtl flr cov.,tufted, whthr/not made up,of cotton,oth t	22 528	51 109	51 974	378 330
5703902900	Carpet&oth txtl flr cov.,tufted, whthr/not made up,of jute fbrs,oth	0	377	0	15 438
5703909100	Floor mats, whthr/not made up,not cttn&jute fbr,oth txtl mtrl	71 004	569 240	657 088	5 360 503
5703909900	Carpet&oth txtl flr cov.,tufted, whthr/nt md up,not cttn&jute fbr,c	0	9 657	0	26 562
5704100000	Textile tiles, having a surface <=0,3m,felt, no tufted/flocked,made i	0	2 662	0	8 208
5704900000	Oth textile tiles, having a surface <=0,3m,felt,no tufted/flocked,ma	305 329	3 201 217	385 844	3 964 087
5705001100	Prayer rugs of cotton, whthr/not made up	0	150	0	1 558
5705001900	Oth carpet&oth txtl flr cov,oth prayrug of cotton,whthr/not made	0	1 668	0	15 938
5705002900	Oth carpet&oth txtl flr cov,oth Non wovnfloor covrng of jute fbrs,v	0	33 538	0	37 342
5705009100	Prayer rugs of oth thn cotton&jutefibres,whthr/not made up	0	539 574	0	572 724
5705009200	Non woven floor covering of oth cotton&jute fibres,whthr/not ma	5	3 675	38	64 358
5705009900	Oth carpet&oth txtl flr cov,oth pray rugof oth cotton&jute fibres,w	62 246	1 663 363	93 409	1 704 010
5801101000	Woven pile&chenille fabrics of wool/fine anml hair, impregntd,coa	38	10 936	611	179 692
5801109000	Woven pile&chenille fabrics of wool/fine anml hair,not impregntd	21 468	50 760	204 319	709 443
5801211000	Uncut weft pile fbrcs of cotton,impgrntd,coatd,coverd oth thn of r	0	4 909	0	30 591
5801219000	Uncut weft pile fbrcs of cotton,notimpgrntd,coverd oth thn of hea	9 545	29 412	63 275	256 146
5801221000	Cut corduroy of cotton,impgrntd,coatd,coverd oth than of head 58	450	6 191	6 137	70 138
5801229000	Cut corduroy of cotton,not impgrntd,coatd,coverd oth than of hea	5 393	249 953	70 861	2 878 368
5801231000	Oth weft pile fbrcs of cotton,impgrntd,coatd,coverd oth thn of hea	330	1 015	3 441	12 762
5801239000	Oth weft pile fbrcs of cotton,notimpgrntd,coverd oth thn of head !	9	6 959	79	36 954
5801261000	Chenille fabrics of cotton,impgrntd,coatd,coverd oth than of head	0	12 000	0	151 952
5801269000	Chenille fabrics of cotton,not impgrntd,coatd,coverd oth than of h	0	16	0	806
5801279000	Warp pile fbrcs of cotton,not impgrntd,coatd,coverd oth than of h	153	720	2 437	7 372
5801311000	Uncut weft pile fbrcs of man-made fbrs,impgrntd,oth thn of head !	0	1 138	0	6 780
5801319000	Uncut weft pile fbrcs of man-made fbrs,not impgrntd,oth thn of he	0	1 620	0	13 188
5801321000	Cut corduroy of man-made fibres ,impgrntd,oth thn of head 5802/	38 505	243 969	425 602	2 504 182
5801329000	Cut corduroy of man-made fibres ,notimpgrntd,oth thn of head 58	60	3 058	1 754	38 261
5801331000	Oth weft pile fabrics of man-made fbrs,impgrntd,oth thn of head 5	0	150	0	100
5801339000	Oth weft pile fabrics of man-made fbrs,not impgrntd,oth thn of he	1 491	4 214	16 385	49 667
5801361000	Chenille fabrics of man-made fribres,impgrntd,oth thn of head 580	0	183 783	0	455 120
5801369000	Chenille fabrics of man-made fribres,not impgrntd,oth thn of head	121	80 560	1 850	194 140
5801371000	Warp pile fbrcs of man-made fribres,impgrntd,oth thn of head 580	1 047	6 618	7 280	75 469
5801379000	Warp pile fbrcs of man-made fribres,not impgrntd,oth thn of head	7 118	105 549	56 902	590 001
5801901100	Othr carpet & text floor covrng of silk,impgrntd,oth thn of head 58	0	689	0	14 257
5801901900	Othr carpet & text floor covrng of silk,not impgrntd,oth thn of hea	19	2 235	379	11 979
5801909100	Othr carpet & text floor covrng of othtxtl mtrl, impgrntd,oth of 58	0	291	0	1 843
5801909900	Othr carpet & text floor covrng of othtxtl mtrl, not impgrntd,oth c	8 499	130 359	82 575	976 342
5802110000	Unbleached terry towelling&wovenfabrcs of cotton oth thn head c	12 241	127 391	168 618	1 491 780
5802190000	Bleached terry towelling&wovenfabrcs of cotton oth thn head of 5	35	2 075	316	31 314
5802200000	Terry towelling&woven fabrics of othtextile material othr than hea	1 161	42 934	13 724	585 971
5802301000	Tufted textile fabrics,inpregnated,coated/covered oth thn of head	9 048	85 418	23 775	187 666
5802302000	Tufted textile fabrics,woven of cotton/of man made fbrs oth thn h	21 512	495 903	184 740	3 808 486
5802309000	Other tufted textile fabrics of otherthan fabrics of head 5806	0	43	0	283
5803001000	Gauze of cotton, oth than narrowfbrcs of heading 5806	2 014	12 774	7 214	93 306
5803002000	Gauze of man-made fibres, oth thannarrow fbrcs of heading 5806	28	210	910	4 632
5803009900	Gauze of other, oth than narrowfbrcs of heading 5806	19	492	1 245	36 283
5804101100	Tulles&oth net fbrics of silk,impregntdcoatd,coverd oth thn of hea	29	5 791	1 484	110 844
5804101900	Tulles&oth net fbrics of silk,notimpregntd,oth thn of head 6002-60	2 604	31 600	20 746	649 937
5804102100	Tulles&oth net fbrcs of cotton,impgrntdcoatd,coverd oth thn of he	137	1 085	1 912	30 946
5804102900	Tulles&oth net fbrcs of cotton,notimpregntd,oth thn of head 6002	1 920	26 461	50 494	860 093

**I.3. IMPOR MENURUT KOMODITI / IMPORT BY HS COMMODITY**  
**\*\*\* AGUSTUS/AUGUST 2012 \*\*\***

HS	Uraian Komoditi Commodity Description	Berat Bersih / Net Weight (Kg)		Nilai / Value C.I.F (US\$)	
		Bulan ini Current Month	Kumulatif Cum.Jan. to date	Bulan ini Current Month	Kumulatif Cum.Jan. to date
5804109100	Tulles&oth net fbrc oth thn silk/cotton,impregntd,oth thn of head	128	12 775	481	198 807
5804109900	Tulles&oth net fbrc oth thn silk/cotton,not imprgntd,oth of head 6	7 058	175 242	171 606	1 944 239
5804211000	Mechanically made lace of man-made fbrsimpregntd,oth thn of he	24 241	256 190	743 268	4 867 371
5804219000	Mechanically made lace of man-made fbrsnot imprgntd,oth of hea	29 688	438 874	522 370	5 243 149
5804291000	Mechanically made lace of oth txtl mtrlimpregntd,oth thn of head	3 385	33 711	34 839	723 955
5804299000	Mechanically made lace of oth txtl mtrlnot imprgntd,oth of head 6	29 962	238 754	372 585	4 253 774
5804300000	Hand-made lace oth than fabric ofhead 6002 to 6004	2 168	38 858	43 902	1 051 015
5805001000	Hand-woven tapestries of cotton, whetheror not made up	0	1 545	0	55 795
5805009000	Hand-woven tapestries of other thancotton, whether/not made up	1 670	21 963	14 486	152 457
5806101000	Woven pile fabrics of silk other thangoods of head 5807	1 037	17 027	10 483	265 673
5806102000	Woven pile fabrics of cotton other thangoods of head 5807	2 263	142 895	47 685	1 815 185
5806109000	Woven pile fabrics of other than silk/cotton other than goods of h	12 294	162 981	445 969	2 713 692
5806201000	Sport tape;weight>=5% of elastomeric yarn/thread	19 419	226 189	307 654	3 167 497
5806209000	Other woven fabrics;weight>=5% ofelstmeric yarn/thread oth thn	68 623	1 384 130	1 183 305	10 044 891
5806311000	Narrow woven fabrics of cotton for typewriter inked ribbon	846	15 511	10 213	206 562
5806312000	Backing of cotton for electricalinsulating paper	0	5 747	0	141 627
5806319010	Slide fastener ribbons of cotton; width<=12 mm	5 112	43 118	64 380	806 465
5806319020	Webbings of cotton used in coveringpipes,poles and the like	1 251	50 310	14 584	540 975
5806319090	Other woven fabrics of cotton otherthan goods of head 5807	7 200	82 076	170 196	1 769 209
5806321000	Narrow woven fabrics of man-made fibresfor typewriter inked ribt	99 437	1 594 021	654 446	7 095 250
5806324000	Backing of man-made fibres forelectrical insulating paper	3 574	49 019	53 502	489 395
5806329010	Slide fastener ribbons of man-madefibres; width <=12 mm	3 222	40 914	55 519	662 990
5806329020	Webbings of man-made fibres used incovering pipes, poles and th	0	930	0	15 052
5806329090	Other woven fabrics of man-made fibresoth than goods of head 58	84 693	2 045 559	589 094	10 291 719
5806391000	Other woven fabrics of silk oth thangoods of head 5807	1 384	11 366	17 129	132 027
5806399100	Backing of oth textile material forelectrical insulating paper	3 905	63 137	43 067	878 294
5806399910	Woven fabrics of other textile materialused in covering piping, pol	13	201 258	286	84 640
5806399920	Narrow woven fabrics of other textilematerials for typewriter ribt	0	188	0	2 784
5806399930	Narrow fabrics of other textile materialfor slide fastener, width <=	2 151	40 137	9 996	291 525
5806399990	Other woven fabrics of other textilematerial	10 906	152 710	153 988	1 861 904
5806400000	Fabrics consisting of warp without weftassembled by an adhesive	1 852	20 244	10 610	242 730
5807100000	Woven Labels, badges, and similar articles, not embroidered	221 700	3 127 833	3 903 401	53 777 642
5807900010	Non woven Labels, badges, and similar articles, not embroidered	6 326	140 651	130 171	2 135 036
5807900090	Labels, badges, and similar articles ofoth textile materials, not emt	65 167	639 201	1 252 268	13 737 826
5808101000	Braid combined with rubber threads, notembroidery, not knitted/c	2 203	11 262	36 032	149 853
5808109000	Braid not combined with rubber threads,not embroidery, not knitt	1 985	241 939	39 863	738 770
5808901000	Ornamental trimmings combined withrubber threads,not embroid	27 726	324 688	162 534	2 545 214
5808909000	Ornamental trimmings not comb. withrubber threads,not embroic	23 440	198 010	102 535	992 926
5809000000	Woven fabrics of metal thread & wovenfabrics of metallised yarn (	3	1 439	25	57 057
5810100000	Embroidery without visible ground,inpiece, in strip, in motifs	6 723	43 523	55 653	459 954
5810910000	Embroidery of cotton with visible ground,in piece, in strip, in moti	45 776	768 554	2 790 894	9 724 660
5810920000	Embroidery of man-made fibres withvisible ground,in piece,in strip	1 914	115 782	14 236	763 742
5810990000	Embroidery of other textile materialswith visible ground,in piece, i	33 848	618 621	526 910	9 045 545
5811001000	Quilted textile products in the piece,ofwool/fine/coarse anml hair	338	40 695	8 706	656 850
5811009000	Quilted textile products in the piece,oth thn of wool/fine/coarse a	4 765	251 837	69 599	3 357 882
5901100000	Textile fabrics coated w gum/amylaceused for covers books and	1 727	13 741	11 007	157 225
5901901000	Traching cloth	0	7	0	47
5901902000	Prepared painting canvas	8 041	30 097	9 377	93 058
5901909000	Buckram and similar stiffened textilefabrics for hat foundations	11 957	164 071	67 003	1 120 285
5902101100	Chafer fabrics,rubberised of nylon-6 yar	24 413	248 357	271 604	2 586 245
5902101900	Chafer fabrics,rubberised of nylonnot nylon-6 yarn	15 028	330 299	75 273	2 099 126
5902109100	Tyre cord fabrics of nylon or otherpolyamides of nylon-6 yarn	891 144	8 227 077	3 888 341	40 278 536
5902109900	Tyre cord fabrics of nylon or otherpolyamides of not nylon-6 yarn	333 946	2 823 418	2 173 977	18 318 424
5902202000	Chafer fabrics,rubberised of polyester	81 519	134 889	331 985	916 851
5902209100	Tyre cord fbrcs of polyester,containingcotton	1 520	477 786	21 081	2 384 740
5902209900	Tyre cord fbrcs of polyester, notcontaining cotton	778 686	5 322 665	3 462 445	23 745 482
5902901000	Chafer fabrics,rubberised of viscoserayon	0	49	0	3 465
5902909000	Other cord fabrics of high tenacity yarnof viscose rayon	5 263	35 954	95 578	453 953
5903100000	Textile fbrcs impregnated,coated,coveredwith polyvinyl chloride, r	1 030 777	20 804 545	2 098 492	31 207 734
5903200000	Textile fbrcs impregnated,coated,coveredwith polyurethane, not 5	939 285	12 445 779	8 026 402	105 469 415
5903900010	Canvas type fabrics impregnated,coated,covered with nylon,polya	181 107	1 464 441	2 008 006	14 740 189
5903900090	Other textile fabrics impregnated,coated,covered with plastics, no	329 054	3 399 242	3 118 527	31 988 155
5904100000	Linoleum	744	21 623	3 815	108 012
5904900000	Floor coverings consist of a coating orcovering on a textile backing	4 867	212 935	20 011	868 608
5905009000	Textile wall coverings oth thn of wol/fine/coarseanimal hair	590	3 984	4 528	25 083
5906100000	Adhesive tape of a width <= 20cm, otherthan of heading 5902	32 996	387 679	632 176	5 330 281
5906910000	Other rubberised textile fabrics,knitted/crocheted, not heading 59	35 564	643 716	322 798	4 153 017
5906999000	Other rubberised textile fabrics, notknitted/crocheted, not headin	57 483	683 097	388 898	3 333 192
5907001000	Fabrics impregnated,coated,covered withoil of oil-based preparati	651	1 778	4 211	29 739
5907003000	Textile fbrcs impregnated,coated,coveredwith fire resistant chemi	3 189	11 472	19 586	58 021
5907004000	Fabrics impregnated,coated,covered withflock velvet/flock textile	3 961	111 457	43 445	473 067

**I.3. IMPOR MENURUT KOMODITI / IMPORT BY HS COMMODITY**  
**\*\*\* AGUSTUS/AUGUST 2012 \*\*\***

HS	Uraian Komoditi Commodity Description	Berat Bersih / Net Weight (Kg)		Nilai / Value C.I.F (US\$)	
		Bulan ini Current Month	Kumulatif Cum.Jan. to date	Bulan ini Current Month	Kumulatif Cum.Jan. to date
5907005000	Fabrics impregnated,coated,covered withwax, tar, bitumen or sim	0	296	0	2 884
5907006000	Fabrics impregnated,coated,covered withother substances	442	5 398	4 089	73 738
5907009000	Painted canvas being thetrical scenery,studio back-cloths or the lik	1 278	24 857	23 078	705 658
5908001000	Wicks; incandescent gas mantles	850	8 470	481	42 089
5908009000	Tubular knitted gas mantle fabricstherefor	0	859	0	21 413
5909001000	Fire hoses	55 126	333 706	393 583	1 779 738
5909009000	Textile hosepiping & similar textiletubing other than fire hoses	2 951	523 490	45 886	637 017
5910000000	Transmission or conveyors belts orbelting, of textile material	29 668	301 937	613 340	5 464 404
5911100000	Textile fabrics, felt & felt-lined woven for card clothing or technica	409 232	4 571 656	3 776 040	47 199 591
5911200000	Bolting cloth	5 563	45 180	59 827	540 051
5911310000	Textile fabrics & felts used in paper-making machines; weighing <=	2 229	49 643	791 184	7 704 633
5911320000	Textile fabrics & felts used in paper-making machines; weighing >=	42 474	513 153	2 420 555	26 579 966
5911400000	Straining cloth of a kind used in oil or the like including that of hun	9 347	57 102	175 935	908 638
5911901000	Gaskets and seals	1 645	51 561	65 433	560 152
5911909000	Other Textile products and articles fortechnical uses	200 510	2 942 348	2 100 618	13 125 663
6001100010	Long pile fabrics, unbleached, notmercerised, knitted/crocheted	3 915	111 948	49 118	705 804
6001100090	Long pile fabrics, bleached, mercerised,knitted/crocheted	36 154	534 554	282 322	4 253 580
6001210000	Looped pile fabrics of cotton, knitted/crocheted	87 305	685 615	714 791	5 743 207
6001220000	Looped pile fabric of man made fibres,knitted/crocheted	156 769	953 849	1 018 000	6 766 025
6001290000	Looped pile fabric of oth textile materiknitted/crocheted	23 779	195 624	232 200	1 791 881
6001910000	Other pile fabrics, of cotton, knitted/crocheted	5 848	784 004	61 786	4 261 974
6001922000	Pile fabrics of 100% polyester staplefibres, 63,5mm_width_76,2m	224 299	2 023 486	1 916 872	19 100 504
6001923010	Other pile fabrics, of man made fibres,cont elastomeric/rubber ya	6	2 600	56	27 616
6001923090	Other pile fabrics, of man made fibres,cont elastomeric/rubber ya	61 556	209 794	722 473	2 618 815
6001929010	Other pile fabrics, of man made fibres,not cont elstmric/rubber ya	1 159	53 777	18 706	645 184
6001929090	Other pile fabrics, of man made fibres,not cont elstmric/rubber ya	95 332	1 272 793	781 617	8 826 519
6001991100	Oth pile fbrcs of oth txtl mtrial contelstmric/rubber yarn,unbleach	3	5 680	18	250 557
6001991900	Oth pile fbrcs of oth txtl mtrial not coelstmric/rubber yarn,unbleac	9 587	46 413	75 190	393 089
6001999100	Oth pile fbrcs of oth txtl mtrial contelstmric/rubber yarn,bleachd,r	0	37 003	0	1 102 082
6001999900	Oth pile fbrcs of oth txtl mtrial not coelstmric/rubber yarn,bleachc	87 706	424 008	1 565 451	8 146 464
6002400000	Knitted/crocheted fabrics;elastomeric>5%, width<30cm, not rubbe	88 898	3 562 676	1 027 140	19 295 797
6002900000	Knitted/crocheted fabrics;elastomeric>5%, width<30cm, not rubbe	1 372 847	15 146 358	12 370 475	140 767 860
6003100000	Knitted/crocheted fabrics of wool/fineanimal hair, width<30cm, n	0	8 816	0	121 861
6003200000	Knitted/crocheted fabrics of cotton,width<30cm, not 6001/6002	22 467	545 921	179 147	4 476 545
6003300000	Knitted/crocheted fabrics of syntheticfibres, width<30cm, not 600	9 405	264 688	133 665	2 473 819
6003400000	Knitted/crocheted fabrics of artificialfibres, width<30cm, not 6001	1 007	24 053	17 788	308 891
6003900000	Knitted/crocheted fabrics of oth textilematerials, width<30cm, not	17 713	200 435	59 870	814 756
6004101000	Knitted/croch. fabrics;5%-elastomeric_200%,width>30cm,not rub	643 203	7 601 424	5 768 978	60 407 474
6004109000	Knitted/croch. fabrics;elastomeric>20%,width>30cm,not rubber tr	851 870	12 895 860	6 317 093	66 590 674
6004900000	Knitted/croch. fabrics;elastomeric>20%,width>30cm,rubber threa	158 798	2 073 700	1 710 378	23 905 676
6005210000	Warp knit fabrics of cotton othe than of heading 6001-6004	43 596	391 931	350 073	2 858 509
6005220000	Dyed warp knit fabrics of cotton othethan of heading 6001-6004	43 942	406 688	418 274	3 108 114
6005230000	Warp knit fabrics of cotton yarn of diffcolor oth than of heading 60	46 964	495 063	489 722	3 572 602
6005240000	Printed warp knit fabrics of cotton oththan of heading 6001-6004	61	45 514	499	601 004
6005311000	Wrp knit fbrc,of synthtc,bleach/no, swimwear,of polyester&polyb	34 195	161 637	250 731	1 531 713
6005319000	Wrp knit fbrc,of synthtc,bleach/no, oththn swimwr,of polystr&pol	83 848	1 771 527	668 449	17 921 212
6005321000	Warp knit fabrc,of synthtc,dyed, swimwer,of polyester&polybutylk	20 042	221 989	225 346	2 331 657
6005329000	Warp knit fabrc,of synthtc,dyed, oth thn swimwr,of polystr&polyb	126 837	3 478 059	1 240 776	15 836 922
6005331000	Wrp knit fbrc,of synthtc,yarn diff clrs, swimwer,of polyester&polyt	884	36 390	7 929	383 374
6005339000	Wrp knit fbrc,of synthtc,yarn diff clrs, oth thn swimwr,of polystr&	20 230	160 029	323 843	2 802 738
6005341000	Warp knit fabrc,of synthtc,printed, swimwer,of polyester&polybut	1 087	118 982	9 609	1 180 089
6005349000	Warp knit fabrc,of synthtc,printed, oththn swimwr,of polystr&poly	487	102 522	7 440	984 474
6005420000	Dyed warp knit fabrics of artificial fibroth than of heading 6001-600	16 773	199 466	234 616	2 242 030
6005430000	Warp knit fbrc of artfcl fbrcs yarn ofdiff cls,oth than of heading 600	734	37 584	10 081	235 425
6005440000	Printed warp knit fabrics of artificialloth than of heading 6001-600	0	106	0	453
6005901000	Oth warp knit fabrics of wool/fine anmlhair oth thn of heading 600	175	19 798	757	275 867
6005909000	Oth warp knit fabrics oth thn of wool/fine anml oth thn heading 60	17 577	226 424	192 916	2 310 502
6006100000	Other knitted/crocheted fabrics ofwool/fine animal hair	13 370	89 592	396 864	1 040 398
6006210000	Other knitted/crocheted fabrics ofcotton,bleached/no bleached	15 313	530 280	120 105	4 509 939
6006220000	Other knitted/crocheted fabrics ofcotton,dyed	3 177 625	30 907 534	25 283 538	259 388 005
6006230000	Oth knit/crochtd fbrcs of cotton ofyarn of dif color	12 981	133 005	95 348	953 639
6006240000	Other knitted/crocheted fabrics ofcotton,printed	45 048	709 716	410 785	6 715 818
6006311000	Oth knit/crochtd fbrcs of nylon fibrmesh, bleached/no bleached	5 260	39 668	48 769	437 138
6006312000	Oth knit/crochtdfbrcs of synthtc fibr,elastis, bleached/no bleache	2 626	55 058	30 550	640 816
6006319000	Oth knit/crochtdfbrcs of synthtc fibr,oth than nylon&elastis,bleac	189 487	2 872 071	2 124 716	32 007 579
6006321000	Oth knit/crochtd fbrcs of nylon fibrmesh,dyed	122 083	825 475	1 024 128	7 632 186
6006322000	Oth knit/crochtd fbrcs of synthtc fibr,elastis,dyed	4 191	59 828	34 476	402 776
6006329000	Oth knit/crochtd fbrcs of synthtc fibr,than nylon&elastis,dyed	641 366	4 503 438	5 325 708	41 681 959
6006331000	Oth knit/crochtd fbrcs of synthtc fibr,of yarn of diff colors,elastis	899	4 431	10 112	42 187
6006339000	Oth knit/crochtd fbrcs of synthtc fibr,of yarn of diff colors,not elas	2 168	37 220	28 994	296 615
6006341000	Oth knit/crochtd fbrcs of synthtc fibr,printed,elastis	278	62 449	5 108	374 660

**I.3. IMPOR MENURUT KOMODITI / IMPORT BY HS COMMODITY**  
**\*\*\* AGUSTUS/AUGUST 2012 \*\*\***

HS	Uraian Komoditi Commodity Description	Berat Bersih / Net Weight (Kg)		Nilai / Value C.I.F (US\$)	
		Bulan ini Current Month	Kumulatif Cum.Jan. to date	Bulan ini Current Month	Kumulatif Cum.Jan. to date
6006349000	Oth knit/crochtd fbrcs of synthtc fibr,printed,not elastis	8 737	122 103	299 252	1 621 958
6006411000	Oth knit/crochtd fbrcs of artificialfibr, elastis,bleached/no bleache	0	1	0	8
6006419000	Oth knit/crochtd fbrcs of artificialfibr, not elastis,bleached/no blea	0	1 114	0	15 561
6006421000	Oth knit/crochtd fbrcs of artificialfibr, elastis,dyed	871	160 250	12 877	1 591 306
6006429000	Oth knit/crochtd fbrcs of artificialfibr, not elastis,dyed	71 397	927 213	572 451	6 971 317
6006431000	Oth knit/crochtd fbrcs of artificialfibr of yarn of diff colors,elastis	1 252	1 410	7 582	9 239
6006439000	Oth knit/crochtd fbrcs of artificialfibr of yarn of diff colors,not elas	2 817	4 902	20 623	58 809
6006441000	Oth knit/crochtd fbrcs of artificialfibr, printed,elastis	0	8 503	0	164 251
6006449000	Oth knit/crochtd fbrcs of artificialfibr, printed,not elastis	269	3 297	4 558	17 219
6006900000	Other knitted/crocheted fabrics ofother material	528 880	6 461 021	4 283 190	51 230 772
6101200000	Men's/boy's ovr coats,car coat,capes,knittd/crochtd of cotton	51 261	456 180	399 647	4 412 123
6101300000	Men's/boy's ovr coats,car coat,capes,knittd/crochtd of man-made	474	4 238	22 326	132 429
6101900000	Men's/boy's ovr coats,car coat,capes,knittd/crochtd of oth textile	107	3 121	772	43 253
6102100000	Women's/girl's ovr coats,car coat,capes,knittd/crochtd of wool/fir	16	129	1 154	2 063
6102200000	Women's/girl's ovr coats,car coat,capes,knittd/crochtd of cotton	374	5 724	12 047	85 552
6102300000	Women's/girl's ovr coats,car coat,capes,knittd/crochtd of man-ma	220	1 443	13 299	62 138
6102900000	Women's/girl's ovr coats,car coat,capes,knittd/crochtd of oth text	119	1 761	1 410	27 986
6103100000	Men's/boy's suits knitted/crocheted	2	2 575	5	25 818
6103220000	Men's/boy's ensembles of cotton,knitted/crocheted	1 255	21 015	7 089	63 135
6103230000	Men's/boy's ensembles of synthtc fibr,knitted/crocheted	0	350	0	9 093
6103290000	Men's/boy's ensembles of oth textilematerial, knitted/crocheted	68	655	359	13 226
6103310000	Men's/boy's jackets&blazers of wool/fine animal hair, knitted/croc	2	6	548	2 110
6103320000	Men's/boy's jackets&blazers of cotton,knitted/crocheted	611	10 618	18 884	149 906
6103330000	Men's/boy's jackets&blazers of synthtcfibres, knitted/crocheted	925	15 925	41 344	367 632
6103390010	Men's/boy's jackets&blazers of rami,linen or silk, knitted/crochete	89	12 878	1 428	198 769
6103390090	Men's/boy's jackets&blazers of othertextile materials, knitted/croc	113	525	40 085	59 544
6103410000	Men's/boy's trousers, breeches&shortsof wool/fine animal hair, ki	1	1	477	477
6103420000	Men's/boy's trousers, breeches&shortsof cotton, knitted/crochete	10 945	30 984	85 069	1 089 461
6103430000	Men's/boy's trousers, breeches&shortsof synthtc fibres, knitted/cr	3 181	26 152	95 772	1 010 524
6103490000	Men's/boy's trousers, breeches&shortsof oth textile material, knit	1	497	10	16 032
6104130000	Women's/girl's suits of synthtc fibr,knitted/crocheted	0	47 842	0	109 821
6104192000	Women's/girl's suits of cotton,knitted/crocheted	4 356	134 568	10 396	369 910
6104199000	Women's/girl's suits of oth textilematerial, knitted/crocheted	11	171	137	2 749
6104220000	Women's/girl's ensembles of cotton,knitted/crocheted	0	200	0	646
6104230000	Women's/girl's ensembles of synthtcfibres,knitted/crocheted	1	6	60	211
6104290000	Women's/girl's ensembles, of othertextile materials,knitted/croch	0	46	0	2 156
6104310000	Women's/girl's jackets&blazers of wool/fine animal hair, knitted/c	3	34	3 062	14 315
6104320000	Women's/girl's jackets&blazers ofcotton, knitted/crocheted	208	34 394	8 883	203 076
6104330000	Women's/girl's jackets&blazers ofsynthetic fibres, knitted/crochet	619	8 547	29 366	173 030
6104390000	Women's/girl's jackets&blazers of othertextile materials, knitted/crc	116	1 635	3 087	75 264
6104410000	Women's/girl's dresses of wool/fineanimal hair, knitted/crochete	35	84	5 227	14 625
6104420000	Women's/girl's dressed of cotton,knitted/crocheted	35 308	621 095	114 291	2 125 515
6104430000	Women's/girl's dressed of syntheticfibres, knitted/crocheted	21 214	455 044	158 778	2 082 544
6104440000	Women's/girl's dressed of artificialfibres, knitted/crocheted	2 042	20 568	74 346	895 804
6104490000	Women's/girl's dresses of othertextile materials, knitted/crochete	1 418	8 062	27 247	178 218
6104510000	Women's/girl's skirts&divided skirtsof wool/fine animal hair, knitt	0	3	0	352
6104520000	Women's/girl's skirts&divided skirtsof cotton, knitted/crocheted	7 533	52 456	33 084	236 471
6104530000	Women's/girl's skirts&divided skirtsof synthetic fibres, knitted/cro	2 848	68 309	33 732	358 128
6104590000	Women's/girl's skirts&divided skirtsof oth textile material, knittd/c	273	41 250	14 368	484 831
6104620000	Women's/girl's trousers, breeches&shorts of cotton, knitted/croc	16 687	963 895	113 718	2 727 870
6104630000	Women's/girl's trousers, breeches&shorts of synthtc fibres, knittd.	25 654	668 761	134 102	1 987 300
6104690000	Women's/girl's trousers, breeches&shorts of oth textile mtrial, knit	1 138	15 129	33 067	322 251
6105100000	Men's/boy's shirts of cotton, knitted/crocheted	96 465	1 724 617	690 025	9 241 208
6105200010	Men's/boy's shirts of synthetic man-made fibres, knitted/crochete	952	29 795	47 789	1 195 182
6105200090	Men's/boy's shirts of artificial man-made fibres, knitted/crochete	36	602	336	28 073
6105900000	Men's/boy's shirts of other textilematerials fibres, knitted/crochet	274	15 969	6 017	185 398
6106100000	Women's/girl's blous,shirt&shirt blousof cotton, knitted/crochete	98 693	1 428 735	562 452	7 864 414
6106200000	Women's/girl's blous,shirt&shirt blousof man-made fibres, knitted	34 322	1 105 985	333 234	8 615 610
6106900000	Women's/girl's blous,shirt&shirt blousof oth textile material, knitt	16 481	312 171	125 454	2 042 690
6107110000	Men's/boy's underpants & briefs ofcotton, knitted/crocheted	7 636	110 906	175 815	1 421 143
6107120000	Men's/boy's underpants & briefs ofman-made fibres, knitted/croc	2 653	21 955	8 736	313 043
6107190000	Men's/boy's underpants & briefs ofoth textile material, knitted/cr	4	1 526	10	31 039
6107210000	Men's/boy's nightshirts & pyjamas ofcotton, knitted/crocheted	1 473	31 011	21 330	188 119
6107220000	Men's/boy's nightshirts & pyjamas ofman-made fibres, knitted/crc	4	6 698	206	15 584
6107290000	Men's/boy's nightshirts & pyjamas ofoth textile material, knitted/c	0	3 846	0	15 957
6107910000	Men's/boy's bathrobes, dressing gowns of cotton, knitted/crochet	163	187	2 690	3 653
6107990000	Men's/boy's bathrobes, dressing gowns of oth textile materials, kr	114	1 619	422	10 245
6108110000	Women's/girl's slips & petticoats ofman-made fibres, knittd/croch	153	1 054	8 211	55 975
6108192000	Women's/girl's slips & petticoats ofwool/fine animal hair, knittd/c	0	2 610	0	31 948
6108193000	Women's/girl's slips & petticoats ofcotton, knitted/crocheted	11	131	81	5 405
6108199010	Women's/girl's slips & petticoats ofof silk, knitted/croched	0	1	0	3

**I.3. IMPOR MENURUT KOMODITI / IMPORT BY HS COMMODITY**  
**\*\*\* AGUSTUS/AUGUST 2012 \*\*\***

HS	Uraian Komoditi Commodity Description	Berat Bersih / Net Weight (Kg)		Nilai / Value C.I.F (US\$)	
		Bulan ini Current Month	Kumulatif Cum.Jan. to date	Bulan ini Current Month	Kumulatif Cum.Jan. to date
6108199090	Women's/girl's slips & petticoats of oth textile materials, knitted/c	1	332	7	10 298
6108210000	Women's/girl's briefs & panties of cotton, knitted/crocheted	130 220	1 715 192	320 699	4 461 169
6108220000	Women's/girl's briefs & panties of man-made fibres, knitted/croch	14 240	281 012	72 675	1 119 835
6108290000	Women's/girl's briefs & panties of oth textile materials, knitted/crc	10	12 525	214	120 947
6108310000	Women's/girl's nightdresses & pyjamas of cotton, knitted/crochete	9 918	178 127	42 176	595 240
6108320000	Women's/girl's nightdresses & pyjamas of man-made fibres, knitte	19	33 329	664	172 596
6108390000	Women's/girl's nightdresses & pyjamas of oth textile materials, kn	2	5 433	77	65 863
6108910000	Women's/girl's negliges, bathrobes, dressgowns of cotton, knitted/	7	3 451	215	54 781
6108920000	Women's/girl's negliges, bathrobes, dressgowns of man-made fibr	91	9 414	7 220	87 906
6108990000	Women's/girl's negliges, bathrobes, dressgown of oth textile matr	10	2 093	2 319	39 807
6109101000	T-shirts, singlet & oth vests of cotton, knitted/crocheted for men/bc	57 020	590 948	666 099	7 391 162
6109102000	T-shirts, singlet & oth vests of cotton, knitted/crocheted for women	43 990	702 297	734 866	7 004 589
6109901000	T-shirts, singlet & oth vests of rami, linen, silk, knitted/crochtd for mer	42	2 445	2 984	123 942
6109902000	T-shirts, singlet & oth vests of oth textile materials, knitted/croch for	22 509	173 124	454 447	4 042 092
6109903000	T-shirts, singlet & oth vests of oth textile materials, knitted/croch for w	14 200	172 014	402 659	2 944 589
6110110000	Jerseys, pullovers, cardigans, waistcoat of wool, knitted/crocheted	755	40 744	82 549	770 043
6110120000	Jerseys, pullovers, cardigans, waistcoat of kashmir goats, knitted/crc	2 103	2 232	41 730	66 591
6110190000	Jerseys, pullovers, cardigans, waistcoat of oth wool/fine animal hair	5 011	19 487	49 368	204 167
6110200000	Jerseys, pullovers, cardigans, waistcoat of cotton, knitted/crocheted	10 479	169 236	413 960	3 452 694
6110300000	Jerseys, pullovers, cardigans, waistcoat of man-made fibres, knitted/	9 786	56 300	510 168	2 419 715
6110900000	Jerseys, pullovers, cardigans, waistcoat of other textile materials, kni	738	105 109	47 387	1 362 400
6111200000	Babies garment & clothing accessories of cotton, knitted/crocheted	18 817	128 107	130 324	1 852 389
6111300000	Babies garment & clothing accessories of synthc fibres, knitted/croi	19 806	69 738	27 625	177 639
6111900000	Babies garment & clothing accessories of oth textile material, knitte	797	62 561	1 246	688 497
6112110000	Track suits of cotton knitted/crocheted	0	2	0	79
6112120000	Track suits of synthetic fibres knitted/crocheted	218	457	5 407	11 710
6112190000	Track suits of other textile materials, knitted/crocheted	4	10	38	189
6112200000	Ski suits, knitted/crocheted	0	2	0	105
6112310000	Men's/boy's swimwear of synthetic fibres, knitted/crocheted	2 350	9 047	79 057	454 515
6112390000	Men's/boy's swimwear of oth textile materials, knitted/crocheted	5	385	1 594	19 383
6112410000	Women's/girl's swimwear of synthetic fibres, knitted/crocheted	1 558	30 670	54 602	1 459 421
6112490000	Women's/girl's swimwear of oth textile materials, knitted/crochete	61	2 747	2 782	37 308
6113001000	Divers' suits, made up of knitt/cochet, fabrics of heading 5903, 590	10	1 261	664	43 370
6113003000	Garment for protection from fire made-up of knitt/cochet, head 59	68	1 557	973	18 243
6113004000	Oth protective work garment made-up of knitt/cochet, head 5903;	3 275	22 497	11 145	94 827
6113009000	Oth garment, made up of knitt/crochet fabrics of heading 5903, 590	2 022	47 788	27 506	550 644
6114200000	Oth garments of cotton, knitted/crocheted	314	7 946	11 596	224 579
6114302000	Oth garment for protection from fire of man-made fibres, knitted/c	2	49	130	3 987
6114309000	Oth garments of man-made fibres, knitted/crocheted	757	9 978	26 250	647 252
6114900000	Oth garments of oth textile materials, knitted/crocheted	882	19 042	8 263	139 018
6115101000	Stockings for varises veins of synthc fibres, knitted/crocheted	0	32	0	2 128
6115109000	Oth graduated compression hosiery, knitted/crocheted	2 525	9 603	13 182	66 422
6115210000	Oth panty hose & tights of synthetic fibr, single yarn <67 decitex, knit	0	41	0	1 533
6115220000	Oth panty hose & tights of synthetic fibr, single yarn <67/>67 decite	514	11 806	6 286	144 851
6115291000	Oth panty hose & tights of cotton, knitted/crocheted	1	18 862	216	69 497
6115299000	Oth panty hose & tights of oth textile materials, knitted/crocheted	815	26 672	8 608	158 216
6115301000	Oth women's full-length, knee-length hosiery of cotton, single yarn	0	10	0	288
6115309000	Oth women's full-length, knee-length hosiery of not cotton, single y	23	6 918	407	171 350
6115940000	Footwear without applied soles of wool/fine animal hair, knitted/c	35	198	860	6 181
6115950000	Footwear without applied soles of cotton, knitted/crocheted	5 189	46 962	105 489	926 122
6115960000	Footwear without applied soles of synthetic fibres, knitted/crochet	42 347	188 755	124 153	1 115 564
6115990000	Footwear without applied soles of oth textile material, knitted/croi	24	3 828	929	63 781
6116101000	Divers' gloves, impregnated coated plastics/rubbers, knit/croch	34	6 416	2 908	74 496
6116109000	Gloves, mittens, mitts, impregnated coated plastics/rubbers, knit/cr	7 643	94 628	86 955	1 031 958
6116910000	Gloves, mittens, of wool/fine animal hair not impregn coated plastic	18	16 755	90	69 824
6116920000	Gloves, mittens, of cotton not impregn coated plastics/rubbers, knit	0	45 654	0	91 227
6116930010	Divers' gloves of synthetic fibres not impregn coated plastics/rubb	0	5 573	0	43 241
6116930090	Gloves, mittens, of synthetic fibres not impregn coated plastics/rubl	6 452	48 598	24 007	445 259
6116990000	Gloves, mittens, of oth textile materials not impregn coated plastics	1	787	64	8 957
6117101000	Shawls, scarves, mufflers, mantillas & the like of cotton, knitted/croci	11	2 269	2 245	33 384
6117109000	Shawls, scarves, mufflers, mantillas & the like of not cotton, knitted/cr	6 168	48 003	53 696	559 092
6117801100	Ties, bow ties & cravats of wool/fine animal hair, knitted/crochete	0	520	0	4 522
6117801900	Ties, bow ties & cravats of oth than wool/fine animal hair, knitted/	132	14 848	2 188	349 046
6117802000	Wrist band, knee band, anide band knitted/crocheted	1 283	25 287	25 707	381 707
6117809000	Other clothing accessories, knitted/crocheted	17 152	193 211	155 951	2 740 034
6117900000	Other parts of garment, knitted/crocheted	77 101	617 386	857 673	6 421 979
6201110000	Men's/boy's ovr coats, car coat, capes of wool/fine animal hair oth t	211	326	15 357	20 124
6201120000	Men's/boy's ovr coats, car coat, capes of cotton oth than of heading	238	2 471	13 701	77 070
6201130000	Men's/boy's ovr coats, car coat, capes of man-made fibr oth than of	369	48 315	23 090	341 814
6201190010	Men's/boy's ovr coats, car coat, capes of silk oth than of heading 62	0	7	0	675
6201190090	Men's/boy's ovr coats, car coat, capes of oth textil matr oth thn of h	1 444	57 278	46 973	439 071

**I.3. IMPOR MENURUT KOMODITI / IMPORT BY HS COMMODITY**  
**\*\*\* AGUSTUS/AUGUST 2012 \*\*\***

HS	Uraian Komoditi Commodity Description	Berat Bersih / Net Weight (Kg)		Nilai / Value C.I.F (US\$)	
		Bulan ini Current Month	Kumulatif Cum.Jan. to date	Bulan ini Current Month	Kumulatif Cum.Jan. to date
6201910000	Men's/boys' wind-cheaters,wind-jacketsof wool/fne animl hair oth	19	84	1 975	7 745
6201920000	Men's/boys' wind-cheaters,wind-jacketsof cotton oth than of heac	763	17 240	40 784	327 887
6201930000	Men's/boys' wind-cheaters,wind-jacketsof man-made fibr oth thn	2 470	97 336	123 736	1 057 614
6201990010	Men's/boys' wind-cheaters,wind-jacketsof silk oth than of heading	0	50	0	1 345
6201990020	Men's/boys' wind-cheaters,wind-jacketsof rami oth than of headir	0	2 496	0	61 940
6201990090	Men's/boys' wind-cheaters,wind-jacketsof oth textl matrl oth thn	11 930	31 168	232 920	906 617
6202110000	Women's/girl's ovr coats,car coat,capesof wool/fne animl hair oth	908	1 301	74 516	116 515
6202120000	Women's/girl's ovr coats,car coat,capesof cotton oth than of head	652	4 964	42 547	294 057
6202130000	Women's/girl's ovr coats,car coat,capesof man-made fibr oth thn	864	7 285	58 427	226 452
6202190010	Women's/girl's ovr coats,car coat,capesof silk oth than of heading	0	100	0	999
6202190090	Women's/girl's ovr coats,car coat,capesof oth textl matrl oth thn	136	1 605	1 757	22 572
6202910000	Women's/girl's wind-cheaters,wind-jacketof wool/fne animl hair o	2	72	2 844	18 995
6202920000	Women's/girl's wind-cheaters,wind-jacketof cotton oth than of he	728	7 639	35 943	320 460
6202930000	Women's/girl's wind-cheaters,wind-jacketof man-made fibr oth th	1 708	13 218	70 920	365 548
6202990010	Women's/girl's wind-cheaters,wind-jacketof silk oth than of headi	0	12	0	2 736
6202990090	Women's/girl's wind-cheaters,wind-jacketof oth textl matrl oth th	1 684	1 843	36 291	56 488
6203110000	Men's/boy's suits of wool/fine animalhair, not knitted/crocheted	42	6 274	7 649	87 160
6203120000	Men's/boy's suits of synthetic fibres,not knitted/crocheted	19	3 237	35	116 643
6203191010	Men's/boy's suits of cotton, printed bytraditional batik process,no	0	1	0	1
6203191090	Men's/boy's suits of cotton, not printedby trdtional batik process,	3 915	14 741	15 363	63 212
6203199011	Men's/boy's suits of silk, printed bytraditional batik process,not kr	0	22	0	887
6203199090	Men's/boy's suits of other textile maternot knitted/crocheted	2 402	6 937	8 162	29 603
6203220010	Men's/boy's ensembles of cotton,printedby trdtional batik proces	0	3	0	288
6203220090	Men's/boy's ensembles of cotton,notprinted by trdtional batik prc	1	69	5	7 018
6203230000	Men's/boy's ensembles of syntheticfibres,not knitted/crocheted	0	753	0	3 146
6203291000	Men's/boy's ensembles of wool/fineanimal hair, not knitted/croch	5	5	1 468	1 468
6203299000	Men's/boy's ensembles of other textilematerial, not knitted/croch	2	501	40	750
6203310000	Men's/boy's jackets&blazers of wool/fine animal hair, not knitted/	1 508	6 525	82 463	378 586
6203320010	Men's/boy's jackets&blazers of cotton,printed by trdtional batik p	0	20	0	817
6203320090	Men's/boy's jackets&blazers of cotton, not printed by trdtional bat	2 200	84 299	65 178	658 024
6203330000	Men's/boy's jackets&blazers of synthtcfibres, not knitted/crochete	7 023	147 450	179 830	1 161 882
6203390000	Men's/boy's jackets&blazers of othertextile material, not knitt/crc	1 568	10 520	16 332	326 788
6203410000	Men's/boy's trousers, breeches&shortsof wool/fine animal hair,nc	643	3 803	39 097	255 548
6203421000	Men's/boy's bib&brace overalls ofcotton, not knitted/crocheted	0	1 479	0	21 524
6203429000	Men's/boy's trousers, breeches&shortsof cotton, not knitted/croc	91 422	2 502 590	1 661 713	15 395 389
6203430000	Men's/boy's trousers, breeches&shortsof synthtc fibres,not knitt/c	4 433	72 314	176 656	2 541 146
6203490010	Men's/boy's trousers, breeches&shortsof silk, not knitted/crochet	27	175	1 320	6 050
6203490090	Men's/boy's trousers, breeches&shortsof oth textile material,not l	324	33 118	10 324	536 173
6204110000	Women's/girl's suits of wool/fineanimal hair,not knitted/crochete	7	7	1 220	1 220
6204120090	Female's suits of cotton, not printed bytraditional batik process	2 856	86 795	7 486	242 526
6204130000	Female's suits of synthetic fibres	0	17 003	0	45 037
6204190019	Female's suits of silk, not printed bytraditional batik process	0	10	0	570
6204190090	Female's suits of oth textiles, not silk	308	79 852	1 310	138 464
6204210000	Female's ensembles of wool/fine animalhair	0	5	0	1 486
6204220010	Female's ensembles of cotton, printed bytraditional batik process	0	17	0	1 765
6204220090	Female's ensembles of cotton, notprinted by traditional batik proce	47	65	380	1 516
6204230000	Female's ensembles of synthetic fibres	5	1 057	214	3 471
6204290090	Female's ensembles of other textiles,not silk	0	6	0	456
6204310000	Female's jackets & blazers of wool/fineanimal hair	150	531	43 497	97 860
6204320010	Female's jackets & blazers of cotton,printed by traditional batik prc	0	2	0	425
6204320090	Female's jackets & blazers of cotton,not printed by traditional bati	2 056	31 789	129 664	1 157 852
6204330000	Female's jackets & blazers of syntheticfibres	4 467	80 783	156 058	1 135 491
6204390011	Female's jackets and blazers of silk,printed by traditional batik pro	0	39	0	7 023
6204390019	Female's jackets and blazers of silk,not printed by traditional batik	11	130	1 979	8 817
6204390090	Oth female's jackets and blazers of othtextiles, not silk	286	8 445	18 127	590 396
6204410000	Female's dresses of wool/fine animalhair	65	143	7 609	16 243
6204420010	Female's dresses of cotton, printed bytraditional batik process	0	783	0	33 222
6204420090	Female's dresses of cotton, not printedby traditional batik process	5 876	659 018	98 549	2 950 894
6204430000	Female's dresses of synthetic fibres	19 562	309 677	390 221	3 903 160
6204440000	Female's dresses of artificial fibres	4 037	25 924	194 909	1 410 324
6204490011	Female's dresses of silk, printed bytraditional batik process	0	41	0	5 153
6204490019	Female's dresses of silk, not printed bytraditional batik process	465	2 148	58 760	344 013
6204490090	Female's dresses of oth textiles, not silk and not by traditional batik	2 691	16 559	40 864	436 525
6204510000	Female's skirts & divided skirts of wool/fine animal hair	11	32	1 491	7 841
6204520010	Female's skirts & divided skirts ofcotton, printed by traditional bat	0	84	0	4 645
6204520090	Female's skirts & divided skirts ofcotton, not by traditional batik p	6 133	121 990	72 138	1 000 764
6204530000	Female's skirts & divided skirts ofsynthetic fibres	2 550	68 052	153 326	1 224 401
6204590011	Female's skirts & divided skirts of silk, printed by traditional batik p	0	4	0	1 541
6204590019	Female's skirts & divided skirts of silk, not by traditional batik proc	4	52	877	15 995
6204590090	Female's skirts & divided skirts of othtextiles,not silk	313	5 368	14 551	303 191
6204610000	Female's trousers/bib&brace overall/breeches/shorts of wool/fine	48	391	14 866	59 847



**I.3. IMPOR MENURUT KOMODITI / IMPORT BY HS COMMODITY**  
**\*\*\* AGUSTUS/AUGUST 2012 \*\*\***

HS	Uraian Komoditi Commodity Description	Berat Bersih / Net Weight (Kg)		Nilai / Value C.I.F (US\$)	
		Bulan ini Current Month	Kumulatif Cum.Jan. to date	Bulan ini Current Month	Kumulatif Cum.Jan. to date
6204620000	Female's trousers/bib&brace overall/breeches/shorts of cotton	86 595	1 193 372	1 363 094	12 486 036
6204630010	Female's trousers/shorts/etc of synthticfibers for clothing aviator	0	3 896	0	6 427
6204630090	Female's trousers/shorts/etc of synthticfibers not for clothing avia	3 925	111 136	186 276	1 517 364
6204690000	Female's trousers/shorts/etc of oth woolor fine animal hair and cc	24 656	360 229	194 111	1 986 330
6205200010	Male's shirts of cotton, printed bytraditional batik process	231	5 636	7 508	96 097
6205200090	Male's shirts of cotton, not printed bytraditional batik process	12 343	270 190	600 162	6 571 412
6205300000	Male's shirts of man-made fibres	1 475	10 364	45 133	388 429
6205901000	Male's shirts of oth textiles of wool orfine animal hair	471	645	11 055	20 368
6205909019	Male's shirts of silk, not printed bytraditional batik process	0	70	0	697
6205909090	Male's shirts of oth wool or fine animalhair, not silk	127	22 162	5 390	477 612
6206100010	Female's blouses/shirts/shirt blouses ofsilk/waste, by traditional b	0	143	0	6 858
6206100090	Female's blouses/shirts/shirt blouses ofsilk/waste, not by trad bati	898	8 525	88 201	806 541
6206200000	Female's blouses/shirts/shirt blouses ofwool/fine animal hair	0	28	0	1 329
6206300010	Female's blouses/shirts/shirt blouses ofcotton, by traditional batik	272	564	9 010	20 627
6206300090	Female's blouses/shirts/shirt blouses ofcotton, not by traditional b	54 140	510 773	475 389	4 832 623
6206400000	Female's blouses/shirts/shirt blouses ofman-made fibres	19 277	274 819	717 449	5 810 531
6206900000	Female's blouses/shirts/shirt blouses ofoth textiles	37 958	463 647	222 656	3 096 746
6207110000	Male's underpants & briefs of cotton	237	2 931	9 991	115 028
6207190000	Male's underpants & briefs of othtextiles, not cotton	600	6 191	2 780	54 216
6207210010	Male's nightshirts & pyjamas of cotton,printed by traditional batik	2	2	74	74
6207210090	Male's nightshirts & pyjamas of cotton,not printed by traditional b	19	1 824	949	36 534
6207220000	Male's nightshirts & pyjamas of manmade fibres	0	213	0	8 415
6207290090	Male's nightshirts & pyjamas of othtextiles,not silk & cotton	0	110	0	1 632
6207910000	Male's wear, not underpants/briefs/nightshirts/pajamas of cotton	5	602	96	7 411
6207991000	Male's wear, not underpants/briefs/nightshirts/pajamas of man-m	54	316	2 812	4 782
6207999000	Male's wear, not underpants/briefs/nightshirts/pajamas of oth tex	77	190	2 542	7 181
6208110000	Female's slips & petticoats of man-madefibres	7	53	164	1 063
6208190000	Female's slips & petticoats of othertextiles	1	902	12	3 483
6208210010	Female's nightdresses & pajamas ofcotton, by traditional batik pro	104	104	3 479	3 479
6208210090	Female's nightdresses & pajamas ofcotton, not by traditional batik	3	21 796	107	70 278
6208220000	Female's nightdresses & pajamas of manmade fibres	48	9 479	2 996	45 322
6208290090	Female's nightdresses & pajamas, notcotton & oth textiles	0	21 001	0	66 909
6208910011	Female's negliges of cotton printed bytraditional batik process	0	45	0	1 537
6208910019	Female's negliges of cotton not printedby traditional batik process	0	2 064	0	5 330
6208910090	Oth female's negliges of cotton	75	23 323	4 034	88 407
6208920011	Female's negliges of man made fibres,printed by traditional batik p	0	45	0	1 177
6208920019	Female's negliges of man made fibres,not printed by traditional ba	0	712	0	3 606
6208920090	Oth female's wear of cotton, notnegliges	50	7 779	1 857	36 403
6208999000	Female's wear of oth textiles, not woolor fine animal air	1	3 686	15	17 831
6209203000	Babies' t-shirts, shirts, pajamas,same items of cotton	181	14 407	4 162	267 054
6209209010	Babies' suits, pants and same items ofcotton, not t-shirts/shirts/pa	271	26 831	2 628	458 857
6209209090	Oth babies' suits, pants and same itemsof cotton, not t-shirts/shir	929	6 186	37 332	183 501
6209301000	Babies' suits, pants & same items ofsynthetic fibres	12	12 225	333	119 353
6209303000	Babies' t-shirts,shirts, pajama, & sameitems of synthetic fibres	80	1 801	2 769	28 573
6209304000	Babies' clothing accessories ofsynthetic fibres	784	1 882	16 581	49 621
6209309000	Babies' garments of synthetic fibers,not suits/pants/t-shirts/shirts,	21 197	62 633	286 243	610 573
6209900000	Babies garments & clothing acc of othtextiles, not cotton/syntheti	44	2 027	1 940	49 552
6210101100	Work protective grmnt of chemicals/radiation/fire from fabrics of	3 251	14 333	20 166	232 811
6210101900	Work protective grmnt of oth hazardsubstances from fabrics of 56	5	488	35	13 919
6210109000	Garment from fabric 5602/5603, not forwork protective	274	7 648	5 652	99 126
6210202000	Oth garmnt of subhead 620111-620119,protective work from fire	538	9 393	3 342	231 066
6210204000	Oth garmnt of subhead 620111-620119,of oth protective work	10	1 043	306	24 043
6210209000	Oth garmnt of subhead 620111-620119,for protective work from c	438	1 379	12 868	29 808
6210304000	Oth garmnt of subhead 620211-620219,of oth protective work	1	57	53	1 222
6210309000	Oth garmnt of subhead 620211-620219,for protective work from c	1 666	17 251	33 176	230 549
6210401000	Oth male garmnt of 5602/03;5903/06/07for protect work from fir	0	109	0	9 619
6210402000	Oth male garmnt of 5602/03;5903/06/07for protect work from ch	0	5	0	15
6210409000	Oth male garmnt of 5602/03;5903/06/07for protect work from ot	2 511	9 238	141 779	538 324
6210501000	Oth female garmnt of 5602/03;5903/06/07for protect work from t	79	1 256	931	59 056
6210502000	Oth female garmnt of 5602/03;5903/06/07for protect work from c	0	2	0	176
6210509000	Oth female garmnt of 5602/03;5903/06/07for protect work from c	1 237	13 219	38 934	388 573
6211110000	Male's swimwear	4 865	21 886	164 843	859 598
6211120000	Female's swimwear	368	3 198	8 592	158 143
6211321000	Oth male's garments of cotton forrencing/wrestling	11	165	923	12 534
6211329000	Oth male's garments of cotton not forrencing/wrestling/pilgrimag	87	24 034	8 522	61 636
6211331000	Oth male's garments of man-made fibresfor rencing or wrestling	0	36	0	759
6211332000	Oth male's garments of man-made fibresto protect from fire	0	14	0	432
6211339000	Oth male's garments of man-made fibresto protect from oth hazar	4 780	6 502	30 645	108 166
6211399000	Oth male's garments of syhntetic fibresto protect from oth hazard	148	1 168	3 694	20 007
6211421000	Oth female's garments of cotton forrencing/wrestling	73	5 838	1 780	85 776
6211429000	Oth male's garments of cotton not forrencing/wrestling/prayer clc	460	7 138	1 830	211 208

**I.3. IMPOR MENURUT KOMODITI / IMPORT BY HS COMMODITY**  
**\*\*\* AGUSTUS/AUGUST 2012 \*\*\***

HS	Uraian Komoditi Commodity Description	Berat Bersih / Net Weight (Kg)		Nilai / Value C.I.F (US\$)	
		Bulan ini Current Month	Kumulatif Cum.Jan. to date	Bulan ini Current Month	Kumulatif Cum.Jan. to date
6211431000	Oth female's garmnt of man-made fibresfor surgical gowns	0	6	0	320
6211432000	Oth female's garmnt of man-made fibresfor prayer cloaks	0	1	0	25
6211439000	Oth female's garmnt of man-made fibresnot for subhead 6211431	14 260	39 980	360 189	744 455
6211491000	Oth female's garmnt of oth textiles forrencing/wrestling	0	334	0	46 865
6211493000	Oth female's garmnt of oth textiles forprayer cloaks	0	1	0	3
6211499000	Oth female's garmnt of oth textiles notfor forrencing/wrestling/pr	61	473	4 079	37 486
6212101000	Brassieres of cotton, not knitted/crocheted	14 983	238 418	163 891	1 887 514
6212109000	Brassieres of oth textiles, not knitted/crocheted	271 368	3 201 298	1 346 523	15 776 014
6212201000	Girdles & panty-girdles of cotton, notknitted/crocheted	0	1 118	0	18 511
6212209000	Girdles & panty-girdles of ot textilematerials, not knitted/crochete	653	19 391	49 974	428 563
6212301000	Corsets of cotton, not knitted/crocheted	0	74	0	2 722
6212309000	Corsets of oth textile materials, notknitted/crocheted	1 237	20 690	3 195	323 893
6212901100	Suspenders/garters/braces of cotton fortreatment of scar tissue&	2	2	17	17
6212901900	Suspenders/garters/braces of cotton notfor treatment scar/athlet	289	20 817	12 251	410 716
6212909100	Suspenders/garters/braces of oth ttxilesfor trtment of scar tissue&	8	141	299	2 594
6212909900	Suspenders/garters/braces of oth ttxilesnot for treatment scar/atf	20 243	365 831	454 998	7 038 584
6213201000	Handkerchiefs of cotton, printed bytraditional batik process	0	10 405	0	113 468
6213209000	Handkerchiefs of cotton, not printed bytraditional batik process	502	59 398	10 240	188 104
6213909900	Handkerchiefs of oth textiles not silk/waste, not by traditional bati	3	18	98	378
6214101000	Syals/scarves/mufflers/mantillas/veilsof silk/waste, by trad batik p	0	21	0	1 993
6214109000	Syals/scarves/mufflers/mantillas/veilsof silk/waste, not by trad ba	121	965	47 825	298 302
6214200000	Syals/scarves/mufflers/mantillas/veilsof wool/fine animal hair	120	4 026	21 914	85 423
6214301000	Syals/scarves/mufflers/mantillas/veilsof synth fibres, by trad batik	0	5 966	0	13 874
6214309000	Syals/scarves/mufflers/mantillas/veilsof synth fibres, not by trad b	75 053	277 874	328 585	1 046 880
6214409000	Syals/scarves/mufflers/mantillas/veilsof artificial fibres, not trad b	629	3 837	32 338	212 006
6214901000	Syals/scarves/mufflers/mantillas/veilsof oth textiles, by trad batik	0	180	0	4 232
6214909000	Syals/scarves/mufflers/mantillas/veilsof oth textiles, not by trad b	9 907	30 595	88 873	433 650
6215101000	Ties/bow ties/cravats of silk/waste,printed by traditional batik pro	738	742	4 362	4 879
6215109000	Ties/bow ties/cravats of silk/waste,not printed by traditional batik	272	2 548	22 235	192 981
6215201000	Ties/bow ties/cravats of man-made fibres, printed by traditional b	0	40	0	560
6215209000	Ties/bow ties/cravats of man-made fibres, not printed by traditior	559	6 054	6 733	57 737
6215901000	Ties/bow ties/cravats of oth textiles,printed by traditional batik pr	0	330	0	7 566
6215909000	Ties/bow ties/cravats of oth textiles,not printed by traditional bati	61	233	3 318	15 176
6216001000	Protective work gloves, mittens & mitts	2 170	47 214	17 213	489 176
6216009100	Oth gloves, mittens & mitts of wool/fineanimal hair	0	4	0	1 062
6216009200	Oth gloves, mittens & mitts of cotton	19	13 769	856	28 933
6216009900	Oth gloves, mittens & mitts not wool/fine animal hair/cotton	16 004	33 744	103 286	379 953
6217101000	Accessories of oth made up clothing, oththan hd 6212 for judo belt	16 087	111 423	235 963	1 925 542
6217109000	Accessories of oth made up clothing, oththan hd 6212, not for judo	33 604	341 485	550 597	5 862 408
6217900000	Parts of garments or clothing accessories oth than of heading 6212	65 712	830 379	1 161 097	14 079 916
6301100000	Electric blankets	0	11 444	0	197 975
6301200000	Blankets (not electric) & trvelling rugsof wool/fine animal hair	2 283	16 042	27 707	230 396
6301300010	Blankets (not electric) & trvelling rugsof cotton	0	3 751	0	68 776
6301300090	Blankets (not electric) & trvelling rugsof cotton	19 168	113 819	152 933	586 966
6301400010	Blankets (not electric) & trvelling rugsof synthtc fibres of nonwove	538	72 732	5 611	391 739
6301400090	Blankets (not electric) & trvelling rugsof synthtc fibres of woven fa	187 739	2 047 190	311 084	3 993 064
6301900010	Oth blankets & travelling rugs, nonwoven fabrics of nonwoven fab	0	220	0	935
6301900090	Oth blankets & travelling rugs of wovenfabrics	34 299	368 776	74 258	533 060
6302100000	Bed linen, knitted/crocheted	75	2 089	987	16 027
6302210000	Oth bed linen of cotton, printed	25 950	60 895	326 675	722 196
6302229000	Oth bed linen of man-made fibres ofwoven fabrics, printed	0	104 595	0	562 121
6302290000	Oth bed linen of oth textiles, printed	0	5 326	0	114 305
6302310000	Oth bed linen of cotton, not printed	36 407	231 953	463 193	2 542 498
6302321000	Oth bed linen of man-made fabrics ofnonwoven fabrics	1 655	46 394	4 669	174 715
6302329000	Oth bed linen of man-made fabrics ofwoven fabrics	5 205	40 752	61 553	150 436
6302390000	Oth bed linen of oth textiles, notprinted	0	1 917	0	12 483
6302400000	Table linen, knitted or crocheted	107	3 350	675	14 587
6302510010	Oth table linen of cotton, printed bytraditional batik process	0	48	0	609
6302510090	Oth table linen of cotton, not printedby traditional batik process	19	13 606	808	32 331
6302530000	Oth table linen,of man-made fibres	1 713	28 161	18 748	195 310
6302590000	Oth table linen,of oth textiles	0	31 373	0	230 073
6302600000	Toilet&kitchen linen of terry towelling/similar terry fabrics of cott	167 009	1 922 356	343 944	3 725 018
6302910000	Oth linen not for bed, table, toilet &kitchen of cotton	100	4 676	3 107	71 105
6302930000	Oth linen not for bed, table, toilet &kitchen of man-made fibres	12 696	148 841	70 763	889 413
6302990000	Oth linen not for bed, table, toilet &kitchen of oth textiles	3 052	27 804	2 704	129 207
6303120000	Curtains (inc drapes) & int blinds/bedvalances of synth fibres, knitt	9 334	37 484	90 292	315 666
6303191000	Curtains (inc drapes) & int blinds/bedvalances of cotton, knitted/c	0	4	0	192
6303199000	Curtains (inc drapes) & int blinds/bedvalances of oth cotton, knitte	4 380	8 266	32 501	86 142
6303910000	Curtains (inc drapes) & int blinds/bedvalances of cotton, not knitte	0	75	0	2 494
6303920000	Curtains (inc drapes) & int blinds/bedvalances of synth fibres, not l	0	66 731	0	583 345
6303990000	Curtains (inc drapes) & int blinds/bedvalances of oth textiles, not k	1 131	15 977	5 802	78 085

**I.3. IMPOR MENURUT KOMODITI / IMPORT BY HS COMMODITY**  
**\*\*\* AGUSTUS/AUGUST 2012 \*\*\***

HS	Uraian Komoditi Commodity Description	Berat Bersih / Net Weight (Kg)		Nilai / Value C.I.F (US\$)	
		Bulan ini Current Month	Kumulatif Cum.Jan. to date	Bulan ini Current Month	Kumulatif Cum.Jan. to date
6304191090	Bedspreads of cotton, not printed by traditional batik process	2 201	4 668	26 011	44 153
6304192000	Bedspreads of nonwoven, not knitted/crocheted	0	6	0	243
6304911000	Mosquito nets, knitted/crocheted	0	159 654	0	1 026 492
6304919000	Oth furnishing artcl, not bedspread/mosquito nets, knitted/croche	0	542	0	1 790
6304920000	Oth furnishing artcl of cotton, not bedspread & not knitted/croche	78	2 284	4 261	28 484
6304930000	Oth furnishing artcl of synthetic fibres, not bedspread & not knitted	5 009	67 023	28 213	395 484
6304990000	Oth furnishing artcl of oth textiles, not bedspread & not knitted/cro	83	11 316	75	13 757
6305101100	New sacks & bags of jute for packing goods	1 593 795	8 679 338	1 401 380	7 656 709
6305101900	New sacks & bags of oth textiles bastfibres of hd 5303 for packing	4 225	18 694	27 561	133 855
6305102100	Used sacks & bags of jute, for packing goods	54 000	648 086	6 804	82 130
6305102900	Used sacks & bags of oth textiles bastfibres of hd 5303 for packing	0	325	0	3 805
6305200000	Sack&bag of cotton for packing goods	4 344	51 685	66 175	860 640
6305321000	Flxible intrmdiate bulk containrs of synthetic textiles, nonwoven	515	1 348	3 686	10 370
6305322000	Flxible intrmdiate bulk containrs of synthetic textiles, knitted/croch	0	1 034	0	5 000
6305329000	Flxible intrmdiate bulk containrs of syntxtiles, nonwoven & not kni	140 647	423 427	481 770	1 560 686
6305331000	Sack&bag of polyethylene/polypropylenestrip/same items, knitted	0	929	0	4 177
6305332000	Sack&bag of polyethylene/polypropylenestrip/same items of wove	9 580	9 580	22 482	22 482
6305339000	Sack&bag of polyethylene/polypropylenestrip, not knitted/croche	10 186	270 058	19 340	863 410
6305391000	Oth sack&bag of synthetic textiles of nonwoven	333	5 399	2 129	31 830
6305392000	Oth sack&bag of synthetic textiles, knitted/crocheted	0	60	0	844
6305399000	Oth sack&bag of synthetic textiles of woven & not knitted/crochet	47	1 674	1 847	31 694
6305909000	Sacks & bags of oth textiles not hemp/coconut (coir) of heading 53	3 147	8 972	5 623	14 177
6306120000	Tarpaulins, awnings & sunblinds of synthetic fibres	16 834	155 644	59 007	530 820
6306191000	Tarpaulins, awnings & sunblinds of oth textiles of coir fibres of hea	0	1 969	0	7 462
6306199000	Tarpaulins, awnings & sunblinds of oth textiles, not coir fibres/cott	11 544	130 433	53 268	371 305
6306220000	Tents of synthetic fibres	33 098	124 295	140 671	541 636
6306299000	Tents of oth textiles, oth than cotton	152	9 654	138	34 149
6306300000	Sails for boats/sailboards/landcraft	2	340	59	11 878
6306401000	Pneumatic mattresses of cotton	0	197	0	4 249
6306409000	Pneumatic mattresses, oth than cotton	30 047	31 693	95 594	107 562
6306900010	Camping goods of cotton	0	6 725	0	55 600
6306900091	Camping goods of oth textiles of nonwoven	0	8	0	31
6306900099	Camping goods of oth textiles of woven	0	251	0	2 773
6307101000	Floor/dish/similar cleaning clothes or dusters of nonwoven	0	49 622	0	316 796
6307102000	Floor/dish/similar cleaning clothes or dusters of felt	0	6 079	0	57 596
6307109000	Floor/dish/similar cleaning clothes or dusters woven oth than felt	41 070	261 557	287 591	2 501 899
6307200000	Life-jackets & life-belts	4 810	100 672	35 370	409 499
6307903000	Umbrella covers in triangular piece	5	780	1 084	26 613
6307904000	Surgical masks	3 259	10 167	26 479	134 699
6307906100	Harnesses safety suitable for industrial use	4 359	15 867	98 018	184 161
6307906900	Harnesses safety suitable not for industrial use	2 884	6 049	43 391	76 605
6307907000	Fans and hand screens	0	11	0	57
6307909000	Oth made up articles, not umbrella covers/surgical masks/harness	44 240	454 392	580 195	4 408 959
6308000000	Sets, consist of woven fabric & yarn w/ accessories textiles articles f	200	44 859	2 351	477 133
6309000000	Worn clothing & oth worn articles.	257	30 181	2 642	239 799
6310101000	Used/new rags, sorted	0	16	0	215
6310109000	Scrap twine/cordage/rope/cbles worn out articles of those, sorted	119 982	3 704 073	108 289	2 962 933
6310901000	Used/new rags, unsorted	0	2	0	40
6310909000	Scrap twine/cordage/rope/cbles worn out articles of those, unsort	8 041	14 166	31 444	88 030
6401100000	Waterproof footwear incorp protective metal toe-cap with outer so	18 538	297 129	22 492	576 876
6401920000	Oth waterproof footwear, covering the ankle but not cover the kne	3 277	7 355	4 089	33 543
6401990000	Oth waterproof footwear with outer soles plastic by stitching, riveti	120 892	1 303 533	171 569	1 895 678
6402120000	Ski-boots/cross-country ski-footwear/snowboard boot with upper	0	336 406	0	1 948 720
6402191000	Wrestling footwear with upper of rubber/plastic	9	3 864	544	74 089
6402199000	Sports footwear not for wrestling/ski/same items with upper of ru	85 797	1 048 764	1 443 952	15 772 363
6402200000	Footwear with upper straps/thongs assembled to the sole by mear	26 657	160 820	137 166	839 039
6402911000	Diving boots covering the ankle with upper of rubber/plastics	0	464	0	12 736
6402919100	Oth diving boots cover the ankle incorp protective metal toe-cap, r	58	261	1 918	8 919
6402919900	Oth diving boots cover the ankle not incorp protect metal toe-cap, ru	9 303	49 025	201 216	747 635
6402991000	Oth footwear not cover the ankle incorp protect metal toe-cap, ru	0	15 746	0	125 120
6402999000	Oth footwear not cover the ankle & not incorp protect metal toe-cap	1 103 380	18 560 385	3 472 367	57 936 920
6403120000	Ski-boots, cross-country ski footwear & snowboard boot, with uppe	0	4	0	143
6403191000	Sports footwear fitted with spikes, cleats or the same item, leather	233	3 881	10 382	128 495
6403192000	Sports footwear for riding boots or bowling shoes, leathers	0	1 063	0	25 199
6403199000	Sports footwear not fitted with spikes/bowling/wrsling/weight lif	26 829	231 448	487 323	4 420 948
6403200000	Footwear, outer soles of leather, uppers of leather straps accros, in	2	2 015	183	91 708
6403400000	Oth footwear incorp protect metal toe cap with upper of leathers	109 636	1 364 631	1 156 887	14 282 723
6403510000	Oth footwear with outer sole of leather covering the ankle	6	3 661	328	110 905
6403590000	Oth footwear with outer sole of leather, not covering the ankle	2 456	8 594	59 433	383 171
6403910000	Oth footwear, not for sprts/incorp metal toe-cap protect, covering	9 867	111 908	143 585	1 281 886
6403990000	Oth footwear, not for sprts/incorp metal toe-cap protect, not cove	73 056	857 754	1 558 342	17 868 178

**I.3. IMPOR MENURUT KOMODITI / IMPORT BY HS COMMODITY**  
**\*\*\* AGUSTUS/AUGUST 2012 \*\*\***

HS	Uraian Komoditi Commodity Description	Berat Bersih / Net Weight (Kg)		Nilai / Value C.I.F (US\$)	
		Bulan ini Current Month	Kumulatif Cum.Jan. to date	Bulan ini Current Month	Kumulatif Cum.Jan. to date
6404111000	Sports footwear with outer sole rubber/plstc, with spike/cleat	0	12 267	0	174 293
6404112000	Sports footwear for wrestling,weightlifting or gym with outer sole	0	2 798	0	83 222
6404119000	Sports footwear not fitted with spikes/wrslng/weight lifting/the l	33 257	433 071	574 101	6 837 640
6404190000	Oth sports footwear for oth purposedwith outer soles of rubber/	53 445	1 261 636	839 060	12 986 225
6404200000	Oth footwear with outer soles of leather/composition leather	2 079	2 236	21 775	28 986
6405100000	Oth footwear, with uppers of leather/composition leather	278	14 139	66 712	1 392 908
6405200000	Oth footwear, with uppers of textiles	1 191	13 070	14 732	360 818
6405900000	Oth footwear, with upper of ith leather/composition leather/textil	119 694	568 020	340 717	1 781 759
6406101000	Uppers & parts thereof, oth than stiffeners of metal toe-caps	26 768	365 055	151 178	1 267 098
6406109000	Uppers & parts thereof, oth than stiffeners & not fitted with metal	127 347	1 694 467	1 878 437	22 384 469
6406200000	Parts of footwear with outer soles &heels, of rubber/plastics	661 320	8 433 183	4 075 566	52 576 735
6406901000	Parts of footwear of wood	73	20 089	928	167 705
6406902100	Oth parts of footwear of metal of iron/steel	126 880	294 818	541 232	3 288 795
6406902910	Oth parts of footwear of metal of copper	0	2 701	0	19 898
6406902990	Oth parts of footwear of oth metal, notiron/steel/copper	24 078	264 018	139 794	1 447 356
6406903100	Oth parts of footwear of rubber/plasticin-soles	27 700	519 247	210 004	4 471 759
6406903200	Oth parts of footwear of rubber/plasticcomplete-soles	3 456	61 885	82 032	740 652
6406903900	Oth parts of footwear of rubber/plasticout-soles	74 967	849 958	685 286	8 920 712
6406909100	Oth parts of footwear of oth materialsfor gaiters/leggings/same it	80 705	261 831	281 913	1 324 902
6406909900	Oth parts of footwear of oth materialsnot for gaiters/leggings/sar	264 083	2 532 510	2 263 476	26 069 514
6501000000	Hat-forms/bodies,hood of felt,not blockshape, not brims, plateau	2	1 514	14	11 358
6502000000	Hat-shapes, plaited by assembling stripof any material, no block st	0	402	0	24 912
6504000000	Hats&oth headgear/plaited by assemblingstrips of any material, tr	4 468	65 195	33 288	317 154
6505001000	Hats&oth headgear of a kind used forreligious purposes, knitted/c	2	14 611	212	243 381
6505002000	Hats&oth headgear, knitt/crochet, hair-nets, knitted/crocheted	496	25 537	6 324	353 467
6505009000	Oth hats&oth headgear, not for hair-nets/religious purposes, knitt	11 186	160 345	161 835	1 796 664
6506101000	Protective helmets for motorcyclistswhether/not lined/trimmed	5 825	87 805	28 370	397 214
6506102000	Industrial safety & firefighters helmets, excl steel helmets whethe	15 580	208 955	155 739	1 455 018
6506103000	Steel helmets safety	755	1 836	6 415	41 481
6506104000	Water polo headgear	0	1 634	0	4 386
6506109000	Oth safety headgear, not for motocyclist/industrial/firefighters/st	4 538	130 369	50 725	1 110 915
6506910000	Oth headgear of rubber/of plastics	63 058	114 794	219 499	436 688
6506991000	Oth headgear of furskin	1	539	771	5 123
6506999000	Oth headger of oth materials, notfurskin	13 200	60 811	34 423	274 226
6507000000	Head-band,lining,cover,hat foundation,hat frame,peak&chinstrap,	32 103	277 948	109 033	1 848 338
6601100000	Garden/similar umbrellas	25 182	170 140	103 318	402 014
6601910000	Umbrellas & sun umbrellas having atelescopic shaft	33 286	489 066	40 625	791 448
6601990000	Umbrellas & sun umbrellas not having atelescopic shaft	285 591	3 924 694	470 212	5 886 686
6602000000	Walking-sticks, seat-sticks, whips, riding crops & the like.	4 380	81 842	16 220	301 192
6603200000	Umbrella frames, including frames mounted on shafts (sticks)	39 817	563 165	52 214	903 717
6603901000	Parts, trimmings & accessories forarticles of heading 6601	4 542	190 490	5 694	275 927
6603902000	Parts, trimmings & accessories forarticles of heading 6602	0	94	0	237
6701000000	Skin&oth part of bird with feathr/down,feathr,part of feathr,down	5 433	54 162	188 388	1 255 697
6702100000	Artificial flower, foliage, fruit, &parts thereof of plastics	122 968	1 427 329	440 843	3 790 409
6702901000	Artificial flower, foliage, fruit, &parts thereof of paper	1 372	5 787	21 404	45 075
6702902000	Artificial flower, foliage, fruit, &parts thereof of textiles	1 668	2 959	15 052	34 604
6702909000	Artific flower,foliage,fruit&partsthereof of oth mterials, not paper.	5 858	295 528	10 591	1 065 991
6703000000	Human hair, dressed, thinned, bleached,othwise worked for wigs/	32 331	136 482	689 020	6 953 310
6704110000	Complete wigs of synthetic textiles	136	12 671	35 530	138 628
6704190000	False beards, eyebrows, eyelashes,switches of synthetic textiles	1 374	33 053	18 784	467 788
6704200000	Wigs, false beards, eyebrows,eyelashesof human hair	116	558	1 722	12 874
6704900000	Wigs, false beards, eyebrows,eyelashes,of oth materials	21 829	106 600	257 208	1 112 604
6801000000	Setts, curbstones & flagstones, of naturals stone (except slate)	0	307 088	0	83 767
6802100000	Tiles, cubes, similar articles, square <7 cm, artif colored, chipping	0	583 829	0	227 567
6802210000	Oth monmental/building stone of marble,travertine, alabaster, sin	753 209	13 515 590	125 475	3 143 152
6802230010	Oth monmental/building stone of granitwith polished slabs	677 472	10 385 695	111 746	2 230 784
6802230090	Oth monmental/building stone of granitwith not polished slabs	50 449	1 556 808	32 518	543 897
6802291000	Monumental/building stone of oth calcareous stone, simply cut/s	0	174	0	2 200
6802299000	Monumental/building stone of oth stone, simply cut/sawn with a f	45 642	291 514	10 158	81 696
6802911000	Oth article monumental/building ofmarble	518 202	8 769 739	173 026	2 630 014
6802919000	Oth article monumental/building oftravertine & alabaster	52 819	162 126	59 826	128 326
6802930000	Oth article monumental/building ofgranite	1 189 081	7 630 600	356 680	2 091 457
6802990000	Oth article monumental/building ofoth stones,not marble/traverti	55 740	4 917 141	20 568	1 875 837
6803000000	Worked slate&articles of slate or ofagglomerated slate	3 276	170 606	374	73 981
6804100000	Millstones & grindstones for milling,grinding & pulping	640 201	4 692 420	1 783 075	10 959 890
6804210000	Oth millstone/grindstone for grinding of agglomerated synt/natur	127 581	728 593	368 921	4 250 829
6804220000	Oth millstone/grindstone of oth agglomerabrsv/cramc for grindir	941 320	6 574 515	1 846 926	16 074 680
6804230000	Oth millstone/grindstone of naturl stonefor grinding wheel&the ill	80 436	765 590	114 788	1 490 105
6804300000	Hand sharpening/polishing stones	96 995	1 582 095	124 394	1 370 625
6805100000	Natural/artificial abrasive powder/grainon a base of woven textile	175 631	2 701 996	656 179	10 699 378
6805200000	Natural/artificial abrasive powder/grainon a base of paper/papert	214 290	2 023 714	625 203	5 548 249

**I.3. IMPOR MENURUT KOMODITI / IMPORT BY HS COMMODITY**  
**\*\*\* AGUSTUS/AUGUST 2012 \*\*\***

HS	Uraian Komoditi Commodity Description	Berat Bersih / Net Weight (Kg)		Nilai / Value C.I.F (US\$)	
		Bulan ini Current Month	Kumulatif Cum.Jan. to date	Bulan ini Current Month	Kumulatif Cum.Jan. to date
6805300010	Natural/artificial abrasive powder/grain on a base of polishing disc:	52 753	440 673	176 432	1 781 031
6805300090	Natural/artificial abrasive powder/grain on a base of oth materials,	48 893	636 379	317 309	3 317 924
6806100000	Slag wool, rock wool & similar mineralwools in bulk/sheets/rolls	704 314	8 290 804	1 281 353	10 613 579
6806200000	Exfoliated vermiculite, expanded clays, foamed slag&similar expand	62 787	509 264	50 059	530 046
6806900000	Mixture&article of heat/sound insulating or sound absorb mineral	929 813	3 832 645	1 569 924	44 244 231
6807100000	Articles of asphalt/of similar material in rolls	562 934	5 725 649	467 534	4 389 290
6807901000	Articles of asphalt/of similar material of tiles, not in rolls	0	2 169 227	0	612 943
6807909000	Articles of asphalt/of similar material of oth tiles, not in rolls	423 085	8 008 018	351 469	6 578 082
6808001000	Roofing tiles, panels, boards, blocks & similar articles of coir fibres/	97 494	1 745 473	70 953	885 798
6808009000	Chips, particles, sawdust or oth waste of wood, agglomer with ceme	71 730	1 320 894	90 592	1 257 224
6809110000	Board, sheet, panels, tiles, reinforced with paper/board only	2 273 846	37 226 413	391 583	6 626 236
6809191000	Oth articles of plaster/of compositions based on plaster of tiles	139 500	140 022	31 992	32 428
6809199000	Oth articles of plaster/of compositions based on plaster of oth tiles	470 127	8 215 536	257 512	2 654 658
6809909000	Oth articles of plaster/cmpositions based on plaster, not dental mo	22 168	159 963	43 355	180 630
6810110000	Building blocks & bricks	27 544	10 476 944	15 322	7 542 797
6810191000	Tiles, reinforced or not	125 424	311 154	10 222	127 744
6810199000	Flagstones, reinforced or not	99 957	718 645	242 395	1 980 263
6810910010	Concrete building piles for building or civil engineering	11 079 219	53 320 094	1 144 043	8 153 520
6810910090	Oth prefabricated structural components for building or civil engin	215 000	1 434 603	50 010	360 654
6810990000	Oth prefabricated structural components, reinforced or not	101 168	4 627 502	97 991	2 116 768
6811401000	Corrugated sheets containing asbestos	44 265	231 412	13 439	120 214
6811402900	Floor or wall tile containing oth asbestos, not plastics	26 871	309 877	5 592	149 431
6811403000	Tubes or pipes containing asbestos	7 428	8 508	384 527	401 956
6811404000	Tubes or pipes fittings containing asbestos	0	4	0	8
6811409000	Oth articles of asbestos cement	89 006	513 489	29 699	230 494
6811821000	Floor or wall tile of cellulose fibre-cement containing plastics only	139 154	703 324	38 006	170 452
6811829000	Floor or wall tile of cellulose fibre-cement, not containing asbestos:	592 653	9 499 843	198 369	2 802 978
6811891000	Tubes/pipes of cellulose fibre-cement	1	3 837	53	15 640
6811892000	Tubes/pipes fittings of cellulose fibre-cement	49	77	237	1 294
6811899000	Other article of cellulose fibre cement, not tubes/pipes/pipes fittir	8 586	139 350	231 626	1 972 254
6812802000	Clothing of crocidolite fibres	0	1 764	0	15 491
6812803000	Paper, millboard and felt of crocidolite fibres	0	18 452	0	12 790
6812805000	Cloth accessories, footwear & headgear fabricated crocidolite fibres	1 439	11 634	26 385	186 983
6812809000	Oth articles of crocidolite fibres	53 398	410 423	551 041	3 645 508
6812911000	Clothing of oth crocidolite fibres	0	11 074	0	199 124
6812919000	Clothing accessories, footwear & headgear of oth crocidolite fibres	0	1 189	0	5 474
6812920000	Paper, millboard and felt of oth crocidolite fibres	1 204	8 241	45 164	736 203
6812930000	Compressed asbestos fibre jointing of oth crocidolite fibres in shee	3 477	383 899	12 104	530 986
6812991100	Fabric asbes fibres, oth crocidolite, mix with a basis asbes & Mg carb	0	2 431	0	16 199
6812991900	Oth fabric asbestos fibres not mix with a basis of asbestos	29 211	65 288	20 155	50 722
6812992000	Floor/wall tiles of fabricated asbestos (oth crocidolite)	0	1	0	362
6812999000	Oth fabricat asbes fibres of oth croci, not fabricate/floor/wall tiles	75 286	892 498	185 193	3 005 912
6813201000	Brake lining & pad of friction material and articles, containing asbest	34 505	324 234	114 681	1 125 286
6813209000	Oth thn brake lining & pad of friction material and article, containi	31 119	189 176	32 157	442 684
6813810000	Brake lining & pad of friction material & article, not containing asbest	59 395	883 830	993 692	11 027 931
6813890000	Oth thn brake lining & pad of friction material & article, not containi	68 083	752 759	1 272 645	12 855 955
6814100010	Worked mica & article of mica, agglomerated, sheets, strips, simply cu	33 582	213 698	71 011	1 000 460
6814100090	Worked mica & article of mica, agglomerated, plates	2	106 904	50	157 551
6814900010	Worked mica & articles of mica, in rolls & pieces, simply cut to sha	4 428	13 963	79 564	177 047
6814900090	Oths worked mica & articles of mica	2 158	6 036	49 769	300 914
6815101000	Yarn/thread non-electrical articles graphite/carbon	4 232	56 387	367 543	2 902 189
6815102000	Bricks, paving slabs, floor tiles, etc nonelectrical articles graphite/ca	7 163	373 362	9 057	191 334
6815109100	Carbon fibres, etc non electrical articles graphite/carbon	2 058	15 196	34 701	350 080
6815109900	Oth non electrical articles graphite or carbon	5 421	111 370	82 342	1 021 866
6815200000	Articles of peat	0	9 286	0	6 520
6815910000	Articles of stone, contents magnesite, dolomite/chromite	85 072	846 983	78 682	472 139
6815990000	Oth articles of stone, oth thn content magnesite, dolomite/chromite	56 658	408 136	125 371	1 152 565
6901000000	Bricks, blocks, tiles & oth ceramic goods of siliceous fossil meals/of s	7	617	311	16 224
6902100000	Goods of siliceous cont by weight, singly/together mg, ca, cr > 50%	1 025 067	17 675 873	1 023 754	20 561 363
6902200000	Goods of siliceous cont by weight, singly or together alumina, silika,	3 632 752	39 634 759	3 550 433	41 020 577
6902900000	Goods of siliceous cont by weight, of oth metals compound	509 003	8 822 480	359 737	7 380 740
6903100000	Oth refractory ceramic goods cont by weight, graphite/carbon, or a	33 598	172 771	26 268	737 096
6903200000	Oth refractory ceramic goods cont by weight, alumina/silica, or a m	56 713	955 652	305 861	3 890 498
6903900000	Oth refractory ceramic goods cont by weight, oth metal compound	875 766	4 552 141	5 500 424	19 050 639
6904100000	Ceramics building bricks	0	286	0	320
6904900000	Flooring blocks, support/filler tiles & the like	757	749 713	806	361 228
6905100000	Roofing tiles of ceramic	8 969	664 740	9 542	341 369
6905900000	Chimney-pot, cowl, chimney liner, architect ornament & oth ceramic	483	81 348	636	97 193
6906000000	Ceramic pipes, conduits, guttering, pipe fittings	5	81	2 097	2 265
6907101000	Paving, hearth/wall tiles, rectangle, circle < 7cm, unglazed	0	5	0	22
6907109000	Oth thn Paving, hearth/wall tiles, rectangle, circle < 7cm, unglazed	0	1 729 168	0	367 191

**I.3. IMPOR MENURUT KOMODITI / IMPORT BY HS COMMODITY**  
**\*\*\* AGUSTUS/AUGUST 2012 \*\*\***

HS	Uraian Komoditi Commodity Description	Berat Bersih / Net Weight (Kg)		Nilai / Value C.I.F (US\$)	
		Bulan ini Current Month	Kumulatif Cum.Jan. to date	Bulan ini Current Month	Kumulatif Cum.Jan. to date
6907901000	Paving,hearth/wall tiles,rectangle,circle>7cm,unglazed	26 641 835	277 557 999	6 561 540	73 555 778
6907902000	Lining tiles of a kind used for grindingmills,rectangle,circle>7cm,ungl	0	20	0	32
6907909000	Oth thn tile,cube&similar article,whether/not rectang,circle<7cm,ungl	154 011	54 804 552	49 479	15 868 263
6908101000	Paving,hearth/wall tiles,rectangle,circle<7cm,glazed	0	19 107	0	17 213
6908109000	Oth thn Paving,hearth/wall tiles,rectangle,circle<7cm,glazed	10	24 891	262	48 150
6908901100	Paving,hearth/wall tiles of plain tiles,rectangle,circle>7cm,glazed	419 595	2 190 313	121 329	667 395
6908901900	Oth thn paving,hearth/wall tiles of plaitiles,rectangle,circle>7cm,gl	0	76 011	0	28 721
6908909100	Paving,hearth/wall tile of oththn plain tile,rectangle,circle>7cm,glaze	3 960 853	47 665 652	1 049 452	13 957 587
6908909900	Oth thn paving,hearth/wall tile of oththn plain tile,rectangle,circle>7	523 941	11 618 303	177 490	3 580 568
6909110000	Ceramic of porcelain or china forlaboratory,chemical or oth tech	368	46 627	24 453	276 559
6909120000	Artcle having a hardness=>9 Mohsfor laboratory,chemical or oth te	534 466	3 918 245	590 330	4 809 218
6909190000	Oth ceramic wares for laboratory,chemical/oth technical uses	114 290	704 452	114 575	2 640 850
6909900000	Oth thn ceramic wares for laboratory,chemical/oth technical uses	21 163	349 828	75 876	607 994
6910100000	Ceramic sinks, wash basins,wash basin of porcelain/china	1 354 885	8 474 137	1 387 392	8 851 887
6910900000	Ceramic sinks, wash basins,wash basin of oth thn porcelain/china	165 141	1 837 373	208 016	2 212 224
6911100000	Tableware & kitchenwareof porcelain/ china	859 697	14 397 934	814 123	8 239 012
6911900000	Oth household, toilet articlesof porcelain/china	72 712	296 797	118 088	653 554
6912000000	Tableware & kitchenware, oth householdtoilet art, oth than porce	1 685	804 700	4 881	1 160 078
6913101000	Ornamental cigarette box & ashtrayof porcelain or china	1 120	1 120	1 364	1 364
6913109000	Oth thn ornamental cigarette box&ashtrayof porcelain or china	57 220	845 641	56 507	825 088
6913901000	Ornamental cigarette box & ashtrayof oth thn porcelain or china	474	4 698	879	11 006
6913909000	Oth thn ornamental cigarette box&ashtrayof oth thn porcelain or	15 306	158 518	39 794	311 634
6914100000	Oth ceramic articles ofporcelain/ china	12 229	184 419	16 677	250 175
6914900000	Oth ceramic articles of oth thanporcelain/china	1 001 809	7 027 875	1 563 606	10 668 467
7001000000	Cullet & oth waste & scrap ofglass; glass in the mass	1 068 054	27 485 101	110 471	4 250 978
7002100000	Glass in balls	10 851	58 421	25 605	191 279
7002200000	Glass in rods	700	40 801	735	136 993
7002311000	Fused quartz/oth fused silica forvacuum tubes	89	7 421	31 689	277 260
7002319010	Fused quartz/oth fused silica for vialor ampoules industry	399 323	3 958 445	730 934	7 606 242
7002319090	Glass in ball,tube of fused quartz/othfuse silica,oth thn boro silic g	57 511	840 255	340 378	3 380 921
7002321000	Glass in tubes,linear coef<=5x10(-6)kelvin in temp.(0-300 C) for va	52	718	5 511	22 645
7002322000	Oth glass in tubes,linear coef<=5x10(-6)with 3mm<=diameter<22n	19 838	70 263	81 244	305 228
7002329000	Oth glass in tubes,linear coef<=5x10(-6)kelvin in temp.(0-300 C)	77 770	307 341	122 873	591 604
7002391000	Oth glass in tubes, used to manufacturvacuum tubes	0	8 327	0	21 359
7002392000	Oth transparent neutral glass for enamelglass,with 3mm<=diameter	0	11	0	1 108
7002399000	Oth glass having linear coeff. 0-300coth thn vacuum&boro silic gla	79	109 880	6 640	162 350
7003121000	Optical colored glass, not opticallyworked	0	14	0	3 492
7003122000	Non wired sheets,in squares/rectangularshape incl.1,2,3,4 corners	175	518 889	30 731	2 337 623
7003129000	Oth non-wired sheets colored glass	1	125 090	1	1 087 625
7003191000	Optical glass, not opticallyworked oth colored	0	5	0	271
7003199000	Oth non-wired sheets not coloredglass	715 295	7 459 119	522 398	4 182 280
7003200000	Cast glass and rolled glass,wired sheets	0	53 378	0	125 352
7003300000	Cast glass and rolled glass, profiles	0	372	0	304
7004201000	Optical drawn,blown glass,not opticallyworked opacified, flashed,	0	24	0	119
7004209000	Optical drawn, blown glass, opticallyworked,flashed,opacified, abs	1 436	11 081	59 870	407 120
7004909000	Oth optical drawn,blown glass,opticallyworked,flashed,opacified, a	359 844	3 384 837	119 730	1 337 683
7005101000	Optical float glass,not opticallyworked ,flashed,opacified,absorber	0	228	0	140
7005109000	Oth non-wired glass,absorbentreflecting/non-reflecting layer	55	615 207	220	461 591
7005211000	Oth non-wired glass, colored, opacifiedoptical glass, not optically v	0	280 571	0	188 845
7005219000	Oth non-wired glass, colored, opticallyworked, flashed, opacified	1 699 867	7 027 249	844 549	3 311 512
7005291000	Oth non-wired glass, not colored,not optically worked	0	80 991	0	26 152
7005299000	Oth non-wired glass, not colored,optically worked	300 188	3 370 334	169 217	1 335 542
7005300000	Float glas&surface ground/polish glas,wired glass	0	18 090	0	36 059
7006009000	Optical glass, optically workedfor glass of heading 70.03,70.04,70.0	15 489	455 125	26 518	518 323
7007111000	Toughened (tempered) safety glasssuitable for vehicles of chapter	127 781	1 192 198	1 534 624	7 561 362
7007114000	Toughened (tempered) safety glasssuitable for ship,boat,floating c	1 495	1 801	41 687	61 958
7007191000	Toughened (tempered) safety glasssuitable for machine of head 84	1 396	2 140	7 121	27 587
7007199000	Toughened (tempered) safety glasssuitable for oth machinery	139 173	2 356 561	131 847	2 562 629
7007211000	Laminated safety glass suitable forvehicles of chapter 87	24 771	312 584	112 101	1 335 985
7007212000	Laminated safety glass suitable foraircraft/spacecraft of chapter 8	0	273	0	41 406
7007214000	Laminated safety glass suitable forships,boats,floating struct, chap	0	565	0	2 332
7007291000	Laminated safety glass suitable formachine of head 84.29/84.30	147	187	3 594	4 557
7007299000	Laminated safety glass suitable foroth machinery	20 965	484 503	71 403	831 284
7008000000	Multiple-walled insulating unitsof glass.	117 201	3 626 207	168 935	8 624 527
7009100000	Rear-view mirrors for vehicles	223 955	1 944 614	2 225 320	16 927 583
7009910000	Glass mirros, unframed	663 297	8 086 321	673 299	7 070 620
7009920000	Glass mirros, framed	104 226	1 044 720	280 590	2 333 676
7010100000	Ampoules of glass	23 860	442 930	124 985	1 376 734
7010200000	Stoppers, lids & oth closures of glass	11 553	114 745	14 923	150 601
7010901000	Carboys & demijohn	31 027	427 418	34 889	366 055
7010904000	Bottles&vials for antibiotics,serums,oth injectables,intravenous inf	1 889 302	20 560 995	1 539 262	13 169 381

**I.3. IMPOR MENURUT KOMODITI / IMPORT BY HS COMMODITY**  
**\*\*\* AGUSTUS/AUGUST 2012 \*\*\***

HS	Uraian Komoditi Commodity Description	Berat Bersih / Net Weight (Kg)		Nilai / Value C.I.F (US\$)	
		Bulan ini Current Month	Kumulatif Cum.Jan. to date	Bulan ini Current Month	Kumulatif Cum.Jan. to date
7010909000	Oth bottles for intravenous fluids of glass	5 469 824	58 746 446	2 808 642	32 449 059
7011101000	Stem for electric lighting	0	9 407	0	129 390
7011109000	Glass envelopes for electric lighting other than stem	531 401	4 317 105	574 549	5 100 347
7011200010	Television tubes, cathode-ray tubes	6 318 097	52 195 301	5 077 173	41 169 998
7011200090	Cathode-ray tubes, other than television	31 799	248 995	139 020	1 130 809
7011900000	Oth glass envelopes, bulbs, tubes, open, glass parts thereof, without	36 604	290 219	81 120	706 050
7013100000	Glassware of a kind used for table, kitchen, toilet, office of glass-ceramic	122 974	1 426 047	341 186	2 631 774
7013220000	Stemware drinking glasses, other than glass-ceramics, of lead crystal	0	1 557	0	8 721
7013280000	Stemware drinking glasses, neither glass-ceramics nor lead crystal	28 348	605 382	38 300	978 757
7013330000	Other drinking glasses, of lead crystal	0	61	0	1 277
7013370000	Other drinking glasses, neither glass-ceramics nor lead crystal	297 061	2 203 076	455 139	3 098 975
7013410000	Glassware for table (not drinking glass) kitchen purpose, of lead crystal	0	8	0	145
7013420000	Glassware for table (not drinking glass) kitchen, linear coefficient of expansion < 5x10 <sup>-6</sup> /K	109 941	271 536	95 570	289 997
7013490000	Oth glassware for table (not drinking glass) kitchen purposes, not ceramic	213 743	3 589 133	369 104	5 276 076
7013910000	Other glassware of lead crystal	0	4 225	0	25 669
7013990000	Other glassware of not lead crystal	407 858	10 241 117	571 830	10 866 422
7014001000	Signalling glassware & optical element for motor vehicles, not these	5 511	23 545	52 666	159 457
7014009000	Other signalling glassware & optical elements of glass, not optically	651	30 061	35 970	152 328
7015100000	Glasses for corrective spectacles	18 124	106 492	390 631	2 649 114
7015901000	Clock or watch glasses	289 031	907 261	54 721	279 375
7015909000	Glasses for non-corrective spectacles; hollow glass spheres & their	865	11 895	21 443	73 218
7016100000	Glass cubes & oth glass smallwares, for mosaics or decorative purposes	74 861	1 127 938	115 320	1 151 339
7016900000	Oth articles of moulded glass: leaded lights; multicellular & similar	2 195 865	13 821 651	1 028 785	8 664 244
7017101000	Quartz reactor tubes and holders glass, for production of semiconductor	70	69 514	11 343	902 884
7017109000	Laboratory or pharmaceutical glass of fused quartz or other fused silica	41 180	243 695	633 637	4 099 119
7017200000	Laboratory, hygienic/pharmaceutical with coefficient of expansion < 5x10 <sup>-6</sup> /kelvin, 0 -	27 443	97 858	315 115	1 125 112
7017900000	Laboratory, hygienic/pharmaceutical glassware, nor fused quartz/fused	14 856	52 635	135 464	616 531
7018100010	Glass beads	55 387	2 058 184	329 536	3 943 144
7018100020	Imitation pearls	0	4 742	0	19 179
7018100090	Imitation precious & glass smallwares	55 256	271 309	66 027	794 132
7018200000	Glass microspheres <= 1 mm in diameter	89 792	523 666	102 016	694 190
7018900000	Glass eyes, not prismatic articles, ornament of lamp-worked glass, not in	37 926	762 476	115 680	1 356 251
7019110000	Chopped strands, of a length <= 50 mm	108 615	1 235 044	399 419	4 244 533
7019120000	Rovings of glass fibres	283 187	3 738 653	228 109	3 504 200
7019191000	Yarn of glass fibres	5 180	140 399	9 065	239 152
7019199000	Sliver of glass fibres	132 773	1 814 578	395 161	3 286 984
7019310000	Mats of glass fibres	482 195	5 090 308	688 597	7 522 051
7019320000	Thin sheets (voiles) of glass fibres	56 385	200 181	63 330	506 524
7019391000	Asphalt/coal-tar impregnated glass-fibre outerwrap for pipelines	98 179	270 834	125 310	442 634
7019399000	Mattresses, boards and similar nonwoven products of glass fibres	329 034	4 737 834	514 701	6 013 424
7019400000	Woven fabrics of glass fibres rovings	82 288	1 940 786	135 540	2 150 694
7019510000	Oth woven fabric, of a width <= 30 cm	1 495	38 386	13 903	90 792
7019520000	Oth woven fabric, of a width > 30 cm plain weave, weight < 250 g/m <sup>2</sup> of	0	14 181	0	49 674
7019590000	Oth woven fabric, of a width > 30 cm	14 474	253 084	100 747	940 784
7019901000	Glass fibres	1 604	92 441	11 466	271 305
7019909000	Other articles of glass fibres	171 650	2 630 539	662 160	5 411 559
7020001100	Glass moulds for the manufacture of acrylic goods	23 594	329 070	52 154	518 524
7020001900	Glass moulds for other purposes	34 404	246 990	340 377	1 992 897
7020002000	Quartz reactor tubes & holders designed for production of semiconductor	0	390	0	8 109
7020003000	Glass inner for vacuum flasks/other vacuum vessels	7 493	1 381 877	5 744	2 593 715
7020004000	Evacuated tubes for solar energy collectors	2 900	3 930	29 000	38 089
7020009100	Blinds of glass	0	46	0	795
7020009900	Other articles of glass	82 297	1 592 029	371 129	3 681 787
7101100000	Natural pearls	0	20	0	684
7101220020	Cultured pearls, salt water, worked	1	1	382	382
7103109000	Oth precious stones, unworked or simply sawn or roughly shaped	0	2 757	0	21 944
7103990000	Oth rubies, sapphires & emeralds, worked	4 002	11 262	5 407	81 682
7104101000	Piezo-electric quartz, precious or semiprecious stones, unworked	0	1	0	15
7104102000	Piezo-electric quartz, precious or semiprecious stones, worked	0	13 645	0	374 360
7104200000	Other synthetic precious stones, unworked or simply sawn or roughly	0	26	0	503
7104900000	Other synthetic precious/semi stones, worked, roughly shaped	7 316	15 060	11 342	198 020
7105100000	Dust and powder of diamonds	4	2 648	2 522	139 833
7105900000	Dust & powder of other natural or synthetic precious/semi precious	0	330	0	4 932
7106100000	Silver powder	3 862	31 132	28 687	491 060
7106910000	Silver, unwrought	2 099	17 413	965 881	8 448 260
7106920000	Silver, semi-manufactured	1 239	90 330	494 921	4 782 466
7107000000	Base metals clad with silver, not further	186	4 566	141 779	636 275
7108110000	Gold powder	124	249	2 612	123 235
7108120010	Gold in lumps, ingots or cast bars	33	348	941 495	9 689 249
7108120090	Gold, not in lumps, ingots or cast bars, other unwrought forms	554	3 835	1 373 791	10 397 026
7108130000	Gold, non-monetary, other semi-manufactured form	51	715	368 269	3 650 890

**I.3. IMPOR MENURUT KOMODITI / IMPORT BY HS COMMODITY**  
**\*\*\* AGUSTUS/AUGUST 2012 \*\*\***

HS	Uraian Komoditi Commodity Description	Berat Bersih / Net Weight (Kg)		Nilai / Value C.I.F (US\$)	
		Bulan ini Current Month	Kumulatif Cum.Jan. to date	Bulan ini Current Month	Kumulatif Cum.Jan. to date
7109000000	Base metals/silver,clad with gold notfurther worked than semi-ma	443	536	197 575	1 729 189
7110110010	Platinum, in lumps, ingots, cast bars,powder or sponge,unwrought	0	224	0	143 271
7110110090	Platinum in oth form, unwrought	13	189	31 676	127 696
7110190000	Platinum, wrought	183	694	2 040	32 167
7110210020	Palladium in lump,ingots,cast bars,powderor sponge,unwrought	2	1 326	169	7 868
7110290000	Palladium, wrought	0	290	0	31 329
7110310090	Rhodium, unwrouht, in other form	0	3	0	7
7110390000	Rhodium, wrought	1	1	9	9
7110410010	Iridium, osmium & ruthenium in lump,ingots,cast bars,powder/sp	1	148	308	6 568
7110410090	Iridium, osmium and ruthenium, inother forms, unwrought	2 461	13 098	21 308	124 072
7110490000	Iridium, osmium & ruthenium, wrought	0	7	0	1 481
7112999000	Waste & scrap of oth precious metal	0	3 208	0	22 437
7113111000	Parts of jewellery of silver	50 837	84 485	443 641	4 863 375
7113119000	Jewellery of silver	104	4 012	42 905	590 246
7113191000	Parts of jewellery of other precious met	0	18 834	0	118 910
7113199000	Jewellery of other precious metal	2 054	31 311	14 281	422 644
7113201000	Parts of jewellery of base metal,clad with precious metal	0	289	0	10 132
7113209000	Jewellery of base metal, clad withprecious metal	9	228	601	3 108
7114110000	Articles of silversmiths wares of silverwhether or not plated or cla	0	919	0	664 266
7114190000	Articles of goldsmiths wares ofoth precious metal,	0	40	0	263
7114200000	Articles of gold&silversmiths waresof base metals, clad with precic	669	669	6 372	6 372
7115100000	Catalysts of platinum, in the form ofwire cloth or grill	0	7 179	0	23 035
7115901000	Other articles of golds or silver	23 593	166 527	1 261 208	11 113 647
7115902000	Other articles of metal clad withgold or silver	668	726	328 047	403 885
7115909000	Oth articles of precious metal/of metalclad with precious metal	27	3 358	352	29 151
7116100000	Articles of natural/cultured pearls	0	5	0	1 037
7116200000	Articles of precious/semi-preciousstones(natural/synthetic/recons	54	356	93 200	433 935
7117111000	Parts cuff-links and studs, of basemetal, whether or not plated	11	11 804	544	19 031
7117119000	Cuff-links and studs of base metalwhether/not plated with preciou	3 902	42 116	69 178	448 957
7117191000	Bangles of base metal, whether or notplated with precious metal	4 098	45 797	11 036	304 649
7117192000	Other imitation jewellery of base metalwhether or not plated w/ p	164 004	1 981 010	314 293	3 411 952
7117199000	Parts of oth imitation jewellery of basemetal,whether/not plated	13 560	250 319	476 941	3 404 062
7117901100	Bangles,wholly of plastic or glass	2 629	8 822	7 302	93 851
7117901200	Bangles,wholly of wood,tortoise shell,ivory,bone,horn,coral,pearl,	0	9	0	73
7117901900	Other bangles	12 839	99 287	92 897	848 043
7117902100	Other imitation jewellerywholly of plastics or glass	54 262	498 263	173 427	1 321 090
7117902200	Oth imitatn jwllry of wood,bone,tortoiseshel,ivory,horn,coral,pear	0	9 343	0	9 292
7117902300	Oth imitatn jwllry of porcelainor china	0	376	0	2 070
7117902900	Other imitation jewellery	54 554	804 881	137 583	2 147 910
7117909100	Parts of imitation jewellerywholly of plastics or glass	21	2 414	12 331	36 128
7117909200	Part of imitat jwlrly of wood,bone,trtoisshel,ivory,horn,coral,pearl,	0	554	0	476
7117909900	Oth part of imitation jwllry	13 489	96 876	61 310	1 093 527
7118101000	Silver coin, not being legal tender	49	135	741	2 340
7118109000	Oth coin (not gold coin), not beinglegal tender	7	222	115	480
7118909000	Oth coin (oth than gold/silver coin)	43	43	148	148
7201100000	Non-alloy pig iron cont. by weight0.5% or less of phosphorus	690 951	6 936 436	604 673	4 744 931
7201500000	Alloy pig iron; spiegeleisen	47 145 700	94 113 018	18 639 936	52 584 135
7202110000	Ferro-manganese, cont. byweight more than 2% of carbon	136 007	8 066 332	192 578	6 932 592
7202190000	Ferro-manganese, cont. byweight <= than 2% of carbon	1 457 861	6 374 555	2 033 973	9 406 274
7202210000	Ferro-silicon, cont. byweight more than 55% of silicon	1 573 295	12 435 980	2 304 566	17 697 303
7202290000	Ferro-silicon, cont. byweight <= than 55% of silicon	295 774	2 758 936	741 117	6 989 304
7202300000	Ferro-silico-manganese	1 263 499	28 403 796	1 520 541	11 020 373
7202410000	Ferro-chromium, cont. byweight more than 4% of carbon	7 549	1 115 862	26 367	2 067 163
7202490000	Ferro-chromium, cont. byweight <= than 4% of carbon	51 486	188 194	128 741	617 634
7202500000	Ferro-silico-chromium	0	72	0	1 618
7202600000	Ferro-nickel	0	22 047	0	405 078
7202700000	Ferro-molybdenum	27 576	223 428	443 182	3 706 324
7202800000	Ferro-tungsten & ferro-silico-tungsten	0	842	0	27 510
7202910000	Ferro-titanium and ferro-silico-titanium	9 521	34 560	72 351	249 166
7202920000	Ferro-vanadium	1 534	22 778	10 050	508 254
7202930000	Ferro-niobium	3 338	32 953	35 905	761 771
7202990000	Other ferro-alloys	157 633	1 652 020	431 571	4 712 445
7203100000	Ferrous products obtained by directreduction of iron ore	110 267 104	270 759 224	49 049 551	122 568 771
7203900000	Other ferrous products	20 653	80 354 160	20 801	34 756 168
7204100000	Waste and scrap of cast iron	190 060	5 684 910	103 953	2 658 375
7204210000	Waste and scrap of stainless steel	0	552 035	0	282 490
7204290000	Waste and scrap of oth alloy steel	30 134 112	97 714 173	13 485 730	46 398 876
7204300000	Waste & scrap of tinned iron or steel	0	7 836 670	0	4 691 729
7204410000	Turnings,shavings,chips,milling waste,sawdust,filings,trimmings &	8 019 939	67 893 458	3 643 428	29 881 133
7204490000	Other ferrous waste and scrap :	84 740 232	926 244 872	39 071 679	426 562 108
7204500000	Remelting scrap ingots	0	2 010	0	2 197



**I.3. IMPOR MENURUT KOMODITI / IMPORT BY HS COMMODITY**  
**\*\*\* AGUSTUS/AUGUST 2012 \*\*\***

HS	Uraian Komoditi Commodity Description	Berat Bersih / Net Weight (Kg)		Nilai / Value C.I.F (US\$)	
		Bulan ini Current Month	Kumulatif Cum.Jan. to date	Bulan ini Current Month	Kumulatif Cum.Jan. to date
7205100000	Granules of pig iron, spiegeleison,iron or steel	918 851	7 406 020	1 160 945	8 121 749
7205210000	Powder of alloy steel	7 254	611 966	65 449	2 989 779
7205290000	Powder of pig iron, spiegeleison,iron or steel (oth than alloy steel)	226 355	2 417 876	1 519 551	5 276 322
7206101000	Iron&non-alloy in ingots containing byweight>0.6% of carbon,excl	0	19 176	0	18 901
7206109000	Oth&non-alloy in ingots containing byweight<=0.6% of carbon,exc	398 150	4 629 845	580 968	5 680 819
7206900000	Iron and non-alloy in primary formother than ingots	85 299	511 841	188 922	1 585 226
7207110000	Semi-finished iron/non-alloycont. < 0,25% carbon ,rectnglr,square	116 186 418	708 089 264	73 907 722	449 638 647
7207121000	Slabs of iron/non alloy, cont.< 0,25%of carbon, other than square	125 824 763	1 550 189 891	75 917 970	935 790 129
7207129000	Oth semi-finished iron/non-alloycont.< 0,25% carbon ,rectnglr,not	1 254 362	121 906 120	960 796	87 138 686
7207190000	Oth semi-finished iron/non-alloycont.< 0,25% of carbon	960 362	203 724 852	2 175 494	145 049 973
7207202100	Oth semi-finished iron/non-alloy contby weight>0,6% of carbon,rc	7 024	26 949	27 818	131 591
7207202900	Oth semi-finished iron/non-alloy cont.by weight > 0,6% of carbon	9 177 740	36 167 188	5 891 656	23 357 382
7207209200	Oth semi-finished iron/non-alloy cont.bywght 0,25%<=carbon<=0,	269	642	1 503	13 242
7207209900	Oth semi-finished iron/non-alloy cont.byweight 0,25%<=carbon<=	849 594	86 025 366	1 133 557	61 826 857
7208100000	Flat-rolled iron/nas,relief,hot rolledwidth > 600 mm	2 034 635	2 731 691	1 532 446	2 661 706
7208250000	Flat-rolled iron/nas,pickled,hot rolledwdth>600 mm,thick>=4.75m	1 860 728	27 878 494	1 663 295	25 957 365
7208260000	Flat-rolled iron/nas,hot rollpickled,width>600mm,3 mm<thick<4,7	7 578 726	87 085 356	6 704 727	78 855 198
7208271000	Flat-rolled iron/nas,pickled,hot rolledwidth>600mm,of a thick<2 n	3 572 723	49 987 674	3 211 890	48 592 895
7208279000	Flat-rolled iron/nas,pickled,hot rolledwidth>600mm,of a 2mm<thi	7 133 101	90 466 012	6 388 452	84 654 539
7208360000	Flat-rolled iron/nas,hot rolledwidth>600 mm, thick>10 mm	3 393 809	79 729 588	2 221 948	57 829 020
7208370000	flat-rolled iron/nas,hot rolledwidth >600 mm, of a 4,75< thick< 10i	6 829 958	89 043 014	5 398 567	67 419 539
7208380000	flat-rolled iron/nas,hot rolledwidth >600 mm, of a 3< thick< 4,75 n	2 704 104	106 605 032	2 197 810	74 760 457
7208390000	Flat-rolled iron/nas,hot rolledwidth >600 mm, thick< 3 mm	12 633 967	516 791 868	8 978 785	339 372 394
7208400000	Flat-rolled iron/nas,not in coilsrelief,hot rolled	1 593	14 556 834	4 510	10 755 065
7208510000	Flat-rolled iron/nas,width>600 mm,of a thickness>10 mm,hot rolle	37 963 718	310 264 504	31 419 777	299 435 350
7208520000	Flat-rolled iron/nas, width >600 mm,4,75 < thickness < 10 mm,hot	27 222 603	205 238 157	21 744 442	177 581 058
7208530000	Flat-rolled iron/nas, width >600 mm,3 < thickness < 4,75 mm,hot r	122 058	1 287 127	136 893	1 393 712
7208540000	Flat-rolled iron/nas,hot rolledwidth >600 mm, thickness < 3 mm	20 523	834 517	444 113	1 245 026
7208900000	Other Flat-rolled iron/nas	6 403 181	33 849 472	11 313 439	69 481 045
7209150000	Flat-rolled in coils,cold-rolledwidth>600mm,thickness>3 mm	365 196	4 421 716	320 181	4 138 006
7209160010	Flat-roll,in coils,pickled/not,cold-roll1<thick<3mm,600<width<125	7 763 531	106 134 383	7 250 453	98 540 714
7209160090	Flat-roll,in coils,pickled/not,cold-roll1<thick<3mm,width>1250 mn	1 860 556	18 378 127	2 012 379	20 167 922
7209170010	Flat-roll,in coils,pickled/not,cold-roll0.5<thick<1mm,600<width<12	20 244 029	218 629 936	17 758 588	193 567 690
7209170090	Flat-roll,in coils,pickled/not,cold-roll0.5<thick<1mm,width>1250 n	6 298 409	75 481 046	6 222 128	79 674 785
7209181000	Tin-mill blackplate (tmbp),cold-rollof a thickness < 0.5 mm	10 889 029	82 345 849	10 680 337	79 023 646
7209189900	Flat-roll,in coils,pickled/not,cold-roll0.5mm<thick<0.17mm,cont w	25 846 158	296 874 477	20 357 365	229 811 092
7209250000	Flat of iron/non-alloy, not incoil cold rolled, of a thickness >= 3 mn	669 048	5 887 532	1 056 176	5 347 334
7209260010	Flat of iron/non-alloy, not coil,coldrolled,1mm<thickness<3mm,wi	0	27 277	0	69 280
7209260090	Flat of iron/non-alloy, not coil,coldrolled,1 mm<thickness<3mm,w	4 973	150 507	5 359	203 340
7209270010	Flat of iron/non-alloy, not coil,coldrolled,0.5mm=<thickness<1mm,v	1 086	18 293	11 290	71 585
7209270090	Oth flat of iron/non-alloy,not in coil,cold rolled,0.5mm =< thicknes	0	284 986	0	1 197 128
7209289000	Flat of iron/nas,not coil,cont bywght<=0.6% of carbon 0.5>thick>0	20 441	20 830	35 671	39 892
7209901000	Flat of iron/non-alloy, cold-rolled,corrugated form	87 597	652 217	139 271	915 158
7209909000	Flat of iron/non-alloy, cold-rolled,other than corrugated form	11 765	403 399	52 143	502 988
7210111000	Flat-rolled of iron/nas,carbon>=0.6%,plated or coated with tin,thic	203 281	1 357 806	962 402	7 170 811
7210119000	Flat-rolled of iron/nas,carbon< 0.6%,plated or coated with tin,thicl	272 424	3 570 850	609 291	17 119 720
7210121000	Flat-rolled of iron/nas,carbon>=0.6%,plated or coated with tin,thic	770 400	6 490 773	980 982	8 569 803
7210129000	Flat-rolled of iron/nas,carbon<0.6%,plated or coated with tin,thick	6 155 838	61 312 715	7 083 295	71 778 227
7210201000	Flat-rolled of iron/nas,carbon>=0.6%plated or coated with lead, th	175 457	1 498 017	294 423	2 565 146
7210209000	Flat-rolled of iron/nas,carbon>=0.6%plated or coated with lead, th	39 575	1 123 032	180 036	2 084 415
7210301100	Flat-rolled of iron/nas,carbon<0.6%plated with elctrolitically,thick-	6 164 038	45 695 718	6 239 068	44 509 629
7210301200	Flat-rolled of iron/nas,crbon<0.6%platedwith elctrolitically,1.5mm	398 011	3 437 285	459 010	4 080 295
7210301900	Flat-rolled of iron/nas,crbon<0.6%platedwith elctrolitically,1.5mm	805 382	4 318 159	615 512	3 878 119
7210309100	Flat-roll of iron/nas,crbon>=0.6%platedwith elctrolitically,1.2mm>	0	4 136 002	0	4 968 616
7210309900	Flat-roll of iron/nas,crbon>=0.6%platedwith elctrolitically,1.2mm<	965 801	20 602 613	1 292 299	15 549 102
7210411100	Flat-rolled,iron/nas,othws plated zinccorrugated,thick<=1.2mm,w	82	731	2 546	5 594
7210411900	Flat-rolled,iron/nas,othws plated zinccorrugated,1.5mm<thick,w	0	7 843	0	79 461
7210419100	Flat-rolled,iron/nas,othws plated zinccorrugated,1.2mm>=thick,w	562	14 851	1 387	19 737
7210419900	Flat-rolled,iron/nas,othws plated zinccorrugated,1.2mm<thick,w	0	1 972	0	13 576
7210491100	Flat-roll,iron/nas,othws plat zinc-ironnot crrgtd,1.2mm>=thick,w	7 153 117	56 472 532	7 661 334	63 916 376
7210491200	Flat-roll,iron/nas,othws plat zinc-ironnot crrgtd,1.2mm>=thick,w	3 559 633	43 441 426	3 518 783	43 768 428
7210491300	Flat-roll,iron/nas,othws plat zinc-ironn-crrgtd,1.2mm<thick<=1.5i	981 065	7 585 480	1 018 971	8 097 894
7210491900	Flat-roll,iron/nas,othws plat zinc-ironn-crrgtd,thick>1.5mm,wght-	2 765 136	22 629 873	2 809 358	24 754 211
7210499100	Flat-roll,iron/nas,othws plat zinc-ironn-crrgtd,1.2mm>=thick,wgh	0	65 089	0	70 897
7210499900	Flat-roll,iron/nas,othws plat zinc-ironn-crrgtd,1.2mm<thick,wght-	49 220	1 769 929	56 537	1 606 850
7210500000	Flat-rolled iron/non-alloy plated withchromium & or chromium oxic	1 506 430	18 748 471	1 742 171	21 407 085
7210611100	Flat-roll,iron/nas,plated alumnm-zinc,1.2mm>thickness,weight<C	7 296 248	153 182 648	6 911 688	147 147 705
7210611200	Flat-roll,iron/nas,plated alumnm-zinc,1.2mm<thickness<1.5mm,w	39 815	1 309 233	36 457	1 222 435
7210611900	Flat-roll,iron/nas,plated alumnm-zinc,1.5mm>thickness,weight<C	224 802	2 989 579	198 698	2 770 701
7210619900	Flat-roll,iron/nas,plated alumnm-zinc,1.2mm<=thickness,weight>	0	32 389	0	33 209
7210691100	Flat-roll,iron/nas,plated alumnm,1.2mm<=thickness,weight<0.6%	393 811	5 667 646	542 302	6 299 403

**I.3. IMPOR MENURUT KOMODITI / IMPORT BY HS COMMODITY**  
**\*\*\* AGUSTUS/AUGUST 2012 \*\*\***

HS	Uraian Komoditi Commodity Description	Berat Bersih / Net Weight (Kg)		Nilai / Value C.I.F (US\$)	
		Bulan ini Current Month	Kumulatif Cum.Jan. to date	Bulan ini Current Month	Kumulatif Cum.Jan. to date
7210691200	Flat-rolld,iron/nas,plated alumnm,1.2mm<thickness<1.5mm,weigl	0	61 250	0	63 049
7210691900	Flat-rolld,iron/nas,plated alumnm,1.5mm>thickness,weight<0.6%	44 810	288 347	58 794	367 425
7210699100	Flat-rolld,iron/nas,plated alumnm,1.2mm>thickness,weight>=0.6%	0	35 080	0	45 604
7210699900	Flat-rolld,iron/nas,plated alumnm,1.2mm<=thickness,weight>=0.6	19 506	346 022	37 849	525 363
7210701000	Flat-rollof iron/nas,painted, varnished,coated plastics,carbon<0.6%	7 781 818	67 021 171	8 697 504	78 971 463
7210709000	Flat-rollof iron/nas,painted, varnished,coated plastics,carbon<0.6%	1 125 355	5 780 145	1 389 842	7 365 986
7210901000	Flat-rollof iron/nas,plated,coated othmetal,carbon<0.6%,thick<=1.	1 316 290	3 445 461	1 519 229	4 043 118
7210909000	Flat-rollof iron/nas,plated,coated othmetal,carbon<0.6%,thick>1.5	38 331	1 517 207	348 701	3 337 476
7211131000	Roll-on 4 face/in clsd box,HR,notclad,hoop&strip,150 mm<width-	0	54 364	0	84 583
7211139010	Roll-on 4 face/in clsd box,HR,notclad,crbugtd,crbn<0.6%,thick<=4	0	3 149	0	4 960
7211139090	Roll-on 4 face/in clsd box,HR,notclad,crbugtd,crbn>=0.6%,thick<=	5 893	471 102	41 611	780 841
7211141100	Flatroll,iron/nas,HR,notclad,hoop&strip,4.75mm<=thick<=10mm,v	68 653	3 194 588	103 153	2 691 932
7211141900	Oth flatroll,iron/nas,HR,notclad,4.75mm<=thick<=10mm	143 414	1 555 432	266 327	3 057 984
7211142100	Flatroll,iron/nas,HR,notclad,hoop&strip,thick<10mm,width<=400	0	53 872	0	63 490
7211142900	Oth flatroll,iron/nas,HR,notclad,thick>10mm	0	7 244	0	10 358
7211191100	Flatroll,iron/nas,HR,notclad,hoop&strip,4.75mm>thick>=2mm,wid	33 425	1 141 992	58 754	1 381 846
7211191200	Flatroll,iron/nas,HR,notclad,corrugted,4.75mm>thick>=2mm,crbo	0	4 541	0	10 571
7211191900	Oth flatroll,iron/nas,HR,notclad,4.75mm>thick>=2mm	470 415	5 051 824	460 536	4 383 884
7211192100	Flatroll,iron/nas,HR,notclad,hoop&strip,thick<2mm,width<=400	0	530 998	0	434 903
7211192900	Flatroll,iron/nas,HR,notclad,2mm>thick>0.17mm	124	69 480	1 454	80 026
7211232000	Flatroll,iron/nas,CR,notclad,crbn<0.25%hoop&strip,width<=400n	136 338	3 692 117	196 195	4 658 403
7211239090	Oth flatroll,iron/nas,CR,notclad,crbn<0.25%	0	126 402	0	141 351
7211292000	Flatroll,iron/nas,CR,notclad,crbn>=0.25%hoop&strip,width<=400	314 831	2 273 335	753 346	5 633 827
7211293000	Flatrol,iron/nas,CR,notclad,crbn>=0.25%thickness<=0.17mm	919	3 666	10 416	42 588
7211299000	Oth flatroll,iron/nas,CR,notclad,crbn>=0.25%	7 868	534 506	11 602	965 589
7211901000	Oth Hoop&strip iron/not alloy,not clad width < 400mm	1 034	123 919	1 029	130 036
7211902000	Oth flat-rolled iron/not alloy,not cladcorrugated, carbon < 0,6%	0	1 367	0	9 083
7211909000	Oth flat-rolled iron/not alloy,not cladthickness > 0.17 mm	350 655	1 592 307	478 994	3 177 319
7212101000	Flat-rolled,iron/nas,plated w/ tin,clad,width<=400mm,hoop&strip	23 169	61 351	26 402	80 660
7212109900	Flat-rolled,iron/nas,plated w/ tin,clad,400mm<width<600mm,cart	74 136	1 578 495	16 112	447 475
7212201000	Flat-rolled,iron/nas,electroItcly zinc,width<=400mm,hoop&strip	129 954	2 553 312	164 374	2 827 296
7212202000	Flat-rolled,iron/nas,electroItcly zinc,width<=400mm,carbon<0.6%	2 873	13 555	16 321	87 929
7212209000	Oth flat-rolled,iron/nas,electroItcly zinc	90 777	3 180 800	104 979	4 982 753
7212301000	Flat-rolled,iron/nas,plated zinc,clad,width<=400mm,hoop&strip	315 990	1 767 188	377 759	2 098 367
7212302000	Flat-rolled,iron/nas,plated zinc,clad,carbon<0.6%,thick<=1.5mm	0	20 867	0	22 899
7212309100	Flat-rolled,iron/nas,plated iron-zinc,carbon<0.04%,thick<=1.5mm,	0	12 272	0	82 654
7212309900	Flat-rolled,iron/nas,plated iron-zinc,carbon>=0.04%,thick<=1.5mm	0	150 095	0	154 009
7212401000	Flat-rolled,iron/nas,coated plastic,painted,varnished,hoop&strip,v	266 017	3 059 242	427 451	4 646 943
7212402000	Flat-rolled,iron/nas,coated plastic,painted,varnished,thick<=1.5mm	108 182	1 792 001	119 273	2 242 845
7212409000	Flat-rolled iron/not alloy, other shape,painted, varnished/coated v	1 873 664	14 423 337	2 753 874	22 373 868
7212501100	Hoop,strip iron/not alloy, width<400 mm,coated with chromium	0	748 898	0	696 738
7212501900	Flat-rolled iron/not alloy, otherwiseplated or coated	17 021	166 495	94 907	1 260 243
7212502100	Hoop,strip iron/not alloy, width<400 mm,coated with aluminium-i	28 239	565 908	50 501	669 561
7212509100	Other hoop,strip iron/not alloy, width<400 mm	0	52 961	0	10 643
7212509200	Other flat-rolled iron/not alloy,carbon<0.6%, thick > 1.5 mm	7 997	425 467	17 951	1 855 119
7212509900	Flat-rolled iron/not alloy, otherwiseplated or coated	38 051	611 054	17 794	359 747
7212601000	Hoop,strip iron/not alloy, clad width< 400mm	65 468	552 068	334 671	3 272 562
7212609000	Flat-rolled iron/not alloy, clad	3 427	1 627 931	44 627	1 959 718
7213100000	Containing indentations,ribs,grooves ofcircular crosssection <= 50	10 077	984 310	7 723	977 697
7213200000	Other bars, rods, hot-rolled , in irreg.of free-cutting steel	121 319	2 778 990	260 827	3 783 458
7213911000	Bar,hot-roll,irreg. wound coil,iron/non-alloy steel,less 14mm,for sc	522 676	4 878 640	399 847	3 935 815
7213912000	Bar,hot-roll,irreg. wound coil,iron/non-alloy steel,less 14mm,for cr	541 560	2 698 391	374 339	2 106 064
7213919000	Oth Bar,hot-roll,irreg. wound coil,iron/non-alloy steel,oth free-cut	4 430 527	79 634 750	3 749 936	71 643 907
7213991000	Oth Bar,hot-roll,irreg. wound coil,iron/steel,less 14mm,oth use,for	0	892 409	0	872 817
7213999000	Oth Bar,hot-roll,irreg. wound coil,iron/non-alloy steel,circular less	1 138 716	10 252 596	1 143 650	12 227 786
7214101100	Oth bars,rods of iron, non-alloy steelforged,carbon<0.6%,circlr cro	705 011	4 288 681	686 342	4 221 172
7214101900	Oth bars,rods of iron, non-alloy steelforged,carbon<0.6%,not circl	125 486	896 197	204 398	1 468 836
7214102100	Oth bars,rods of iron, non-alloy steelforged,carbon>=0.6%,circlr cr	1 007 434	15 615 507	472 093	7 516 756
7214102900	Oth bars,rods of iron, non-alloy steelforged,carbon >= 0.6%,not cir	40 061	338 182	473 106	1 033 026
7214203100	Cont. indentation,rib,groove,carbon<0.6%circ. cross-section,for co	54 406	304 917	58 279	265 655
7214203900	Cont. indentation,rib,groove,carbon<0.6%circ. cross-sect. not for c	8 090	1 918 273	21 969	1 612 258
7214204900	Cont. indentation,rib,groove,carbon<0.6%not circ.cros.sec.not for	0	10 553	0	13 738
7214205100	Cont.indentation,rib,groove,carbon>=0.6%circ. cross-section,for cr	0	581	0	11 163
7214205900	Cont.indentation,rib,groove,carbon>=0.6%circ. cross-sect. not for c	36 246	44 596	25 751	38 497
7214206100	Cont.indentation,rib,groove,carbon>=0.6%not circ. cross-sect. for	0	15	0	436
7214206900	Cont.indentation,rib,groove,carbon>=0.6%not circ.cros.sec.not for	0	196 188	0	104 645
7214300000	Other bars & rods, not forged, of free-cutting steel	217 628	1 020 617	286 439	1 472 637
7214911010	Concrete steel, hot-rolled,hot-drawn ,hot-extruded, carbon < 0.6%	1 621 805	27 833 552	1 165 873	21 761 690
7214911020	Shaft bars, manganese steel, hot-rolled,hot-drawn, hot-extruded, i	50 712	855 086	144 260	2 610 475
7214911090	Other bars & rods, hot-rolled,hot-drawn or hot-extruded, carbon <	516 429	3 035 600	439 635	2 647 129
7214912010	Concrete steel, hot-rolled,hot-drawn ,hot-extruded, carbon >= 0.6	12	12	13	13

**I.3. IMPOR MENURUT KOMODITI / IMPORT BY HS COMMODITY**  
**\*\*\* AGUSTUS/AUGUST 2012 \*\*\***

HS	Uraian Komoditi Commodity Description	Berat Bersih / Net Weight (Kg)		Nilai / Value C.I.F (US\$)	
		Bulan ini Current Month	Kumulatif Cum.Jan. to date	Bulan ini Current Month	Kumulatif Cum.Jan. to date
7214912020	Shaft bars, manganese steel, hot-rolled,hot-drawn, hot-extruded, i	0	3 260	0	37 732
7214912090	Other bars & rods, hot-rolled,hot-drawnor hot-extruded, carbon >	185 816	2 142 934	155 590	2 820 080
7214991010	Carbon,oth than of circular cross-section: concrete steel	941	519 399	3 156	453 916
7214991020	Carbon, other than of circular cross-section:shaft bars; manganese	52 074	562 831	245 144	2 019 964
7214991090	Oth. carbon, other than of circularcross-section	13 031	415 153	24 375	335 398
7214999010	Oth. carbon, other than of circularcross-section concrete steel	0	1 368 920	0	1 829 695
7214999020	Oth. carbon, other than of circularcross-sect:shaft bars; manganes	3 211 530	42 535 789	3 753 057	50 457 315
7214999090	Oth.Than Concrete steel, Shaft bars,manganes steel	458 539	1 566 147	594 663	1 981 227
7215100000	Oth bars & rods of iron/non-alloy steelfree-cutting steel,cold-form	383 210	3 793 240	799 400	7 388 718
7215501000	Oth bars & rods of iron/non-alloy steelcontaining by weight 0.6% c	0	4 386 895	0	2 319 023
7215509100	Oth bars & rods of iron/non-alloy steel,cont.carbon <0.6%,for conc	7 500	77 138	22 003	100 462
7215509900	Oth bars & rods of iron/non-alloy steel,cont.carbon<0.6%,not for c	255 490	2 407 910	365 392	3 976 860
7215901000	Oth Mangan steel/shaft bars,containingby weight less than 0.6% o	21 514	52 140	37 549	73 624
7215909000	Manganese steel/shaft bars,containing byweight less than 0.6% of	319 146	8 034 452	567 982	21 831 720
7216100000	U, i or h sections , not further workedthan hot-rolled, of a height <	531 375	3 640 104	654 479	7 707 591
7216210000	L section of iron/non-alloy steel, notworked than hot-rolled,of a h	732 237	4 623 802	802 825	4 257 549
7216220000	T section of iron/non-alloy steel, notworked than hot-rolled,of a h	0	490 173	0	392 008
7216310000	U, l or H sections, not further workedU sections	692 214	5 186 609	646 327	5 186 235
7216320000	U, l or H sections, not further workedl sections	1 835 065	13 383 200	1 414 042	11 462 443
7216330000	U, l or H sections, not further workedH sections	3 125 231	33 896 202	4 306 738	30 447 399
7216400000	L/T sect,not further work than hot-rollhot-drawn/extrud,a height c	7 783 753	49 708 941	5 819 260	39 358 319
7216501000	Oth angles,shapes&sections,not furtherof a height of less than 80	411 606	2 477 418	421 062	2 619 810
7216509000	Oth angles, shapes & sect,not further ofa height of more than 80 r	3 163 780	23 521 976	3 602 208	25 682 551
7216610000	Angles,shapes&sections,not worked thancold-formed,obtain from	0	10 787	0	29 752
7216690000	Angle,shape&sect,not workthan cold formoth than obtain from fla	376 500	2 461 645	532 142	3 115 983
7216910000	Oth angles,shapes&sect,not further workcold form/finish from fla	35 904	513 879	51 518	617 194
7216990000	Oth angles,shapes&sect,not further workoth than cold form/finish	491 871	13 367 723	542 884	13 642 402
7217101000	Wire of iron/non-alloy steel,not platd/coated,cont.carbon < 0.25%	1 146 830	10 181 369	409 980	4 101 919
7217102200	Wire: bead,flat hard steel reed,prestresconcrete steel,0.25%>cont	59 763	2 178 878	81 968	3 571 417
7217102900	Other wire of iron or non-alloy steel,not plate/coated, 0.25% = c	2 463 866	12 016 078	1 748 062	11 630 613
7217103110	Prestressed concrete steel wire,contain carbon>=0.6% by weight	204	1 465 471	6 311	1 362 019
7217103190	Wire: spokes,bead,reed,free cut.steelcontain carbon>=0.6% by we	186 666	4 238 772	249 690	5 252 494
7217103900	Other wire of iron or non-alloy steel,not plated/coated, cont. carb	547 835	5 258 644	533 168	6 899 559
7217201010	Wire of iron/non-alloy steel,plated w/zinc > 240gr/m2, cont.carbo	219 960	5 344 137	215 389	5 328 202
7217201090	Wire of iron/non-alloy steel,plated w/zinc <= 240gr/m2, cont.carb	1 518 260	6 397 528	450 614	2 761 690
7217202000	Wire of iron/non-alloy steel,plated w/zinc,cont.carbon>0.25% & <	5 716	134 024	20 651	436 369
7217209100	High carbon steel core wire,for almiumconductors steel reinforce	1 607	1 096 247	55 782	1 823 227
7217209900	Oth than high carbonsteel core wire,foraluminium conduct steel r	563 949	3 018 572	895 412	5 745 396
7217301900	Wire of iron/non-alloy steel,plated orcoated with out tin,cont.cart	118	26 225	913	44 826
7217302100	Wire of iron/non-alloy steel,plated orcoated with tin,cont.0.25% >	0	6 178	0	39 959
7217302900	Wire of iron/non-alloy steel,plated orcoated w/out tin,cont.0.25%	0	10 298	0	71 848
7217303110	Copper alloy coated w/brass of pneumaticrubbers tyre	1 645 939	19 417 297	2 533 339	29 408 347
7217303190	Copper alloy coated with other copperalloys of pneumatic rubbers	842 165	4 781 663	1 347 638	6 770 449
7217303200	Wire of iron/non-alloy steel,plated/coatwith tin, cont.carbon>=0.6	0	290	0	2 090
7217303900	Wire of iron/non-alloy steel,plated/coatwi/out tin & copper, cont.	180 570	1 934 699	216 616	2 969 818
7217901000	Oth wire iron/non-alloy steel,plate/coatwith other metals, 0.25%<	45 079	280 884	75 768	538 229
7217909000	Oth wire iron/non-alloy steel,plate/coatwith other metals, 0.25%>	7 438	277 313	60 663	1 556 234
7218100000	Ingots & oth primary forms of stainlesssteel	14 492	512 698	63 613	1 948 845
7218910000	Semi-finished prod.of stainless steel ofrectangulr (not square) cro	76 921	240 576	53 341	261 374
7218990000	Oth semi-finished prod.of stainlesssteel	133 779	2 248 336	1 407 422	19 734 296
7219110000	Flat-roll prod of stainless steel,hotrolled,in coil of a thick exceed 10	17 908	1 429 369	59 728	5 260 358
7219120000	Flat-roll prod of stainless steel,hotroled,in coil of a 4.75mm=<thick	147 958	5 227 589	293 515	9 840 346
7219130000	Flat-roll prod of stainless steel,hotrolled,in coil of a 3mm<=thick<=	2 961 078	42 101 447	5 477 294	81 809 901
7219140000	Flat-roll prod of stainless steel,hotrolled,in coil of a thickness<=3m	4 247 177	32 068 914	6 640 270	49 187 185
7219210000	Flat-roll prod of stainless steel,hotrolled,not in coil of a thick > 10n	1 193 802	5 210 073	1 765 399	11 813 479
7219220000	Flat-roll prod of stainless steel,hotroll,not in coil of 4.75mm=<thick	625 509	8 673 391	1 254 288	21 387 044
7219230000	Flat-roll prod of stainless steel,hotroll,not in coil of a 3mm<=thick<	409 046	6 165 513	982 248	16 027 361
7219240000	Flat-roll prod of stainless steel,hotrolled,not in coil of a thickness<	8 915	730 857	18 436	1 236 986
7219310000	Flat-rolled prod.of stainless steel,cold rolled, of a thickness >= 4.75	15 884	361 650	9 090	835 622
7219320000	Flat-rolled prod.of stainless steel,cold rolled, 3 mm =< thickness <	121 303	1 882 168	255 183	4 882 208
7219330000	Flat-rolled prod.of stainless steel,cold rolled, 1 mm < thickness < 3	897 011	12 926 814	1 734 659	25 658 715
7219340000	Flat-rolled prod.of stainless steel,cold rolled, 0.5 mm =< thickness	951 145	11 129 205	1 817 030	22 635 171
7219350000	Flat-rolled prod.of stainless steel, ofa thickness < 0.5 mm	889 298	7 196 645	1 728 837	15 707 929
7219900000	Oth flat-roll prod.of stainless steel,thick>=1.5mm & <125mm patte	540 199	3 489 901	600 520	3 931 372
7220111000	Hoop & strip of stainless steel, hotrolled,of a thick >= 4.75 mm,wic	47 831	700 657	79 420	1 224 389
7220119000	Hoop & strip of stainless steel, hotroled,of a thick >= 4.75 mm,wid	11 661	278 614	25 082	876 745
7220121000	Hoop & strip of stainless steel, hotrolled,of a thick < 4.75 mm,wid	0	142 865	0	589 251
7220129000	Hoop & strip of stainless steel, hotrolled,of a thick < 4.75 mm,wid	43 821	1 375 624	496 962	7 565 662
7220201000	Hoop & strip of stainless steel, coldrolled, width < 400mm	104 841	1 301 461	545 150	5 588 668
7220209000	Hoop & strip of stainless steel, coldrolled, width>400mm	167 179	2 906 303	474 921	5 383 045
7220901000	Hoop & strip of stainless steel, notcold rolled, width < 400mm	17 112	223 590	336 804	2 881 470

**I.3. IMPOR MENURUT KOMODITI / IMPORT BY HS COMMODITY**  
**\*\*\* AGUSTUS/AUGUST 2012 \*\*\***

HS	Uraian Komoditi Commodity Description	Berat Bersih / Net Weight (Kg)		Nilai / Value C.I.F (US\$)	
		Bulan ini Current Month	Kumulatif Cum.Jan. to date	Bulan ini Current Month	Kumulatif Cum.Jan. to date
7220909000	Hoop & strip of stainless steel, not cold rolled, width > 400mm	460 230	6 315 893	960 842	12 607 186
7221000000	Bars & rods, hot-rolled, in irregularly wound coils, of stainless steel.	3 086 736	14 176 835	1 151 576	5 381 140
7222110000	Bars, rods, hot-rolled, in irregularly of circular cross-section	173 463	2 243 051	360 622	4 535 015
7222190000	Bars, rods, hot-rolled, in irregularly of not circular cross-section	415 419	7 255 414	506 719	9 493 776
7222201000	Bars, rods, cold-formed or cold-finished of circular cross-section	72 728	856 050	515 216	3 694 562
7222209000	Bars, rods, cold-formed or cold-finished of not circular cross-section	80 763	3 053 459	337 470	7 879 737
7222301000	Other bars and rods of circular cross-section	22 486	637 885	54 551	934 186
7222309000	Other bars and rods of not circular circular cross-section	374 070	2 360 259	714 909	4 551 366
7222401000	Angles, shapes & sections, not further worked than hot-rolled, hot-draw	4 246	215 838	35 676	697 553
7222409000	Angles, shapes & sections, further worked than hot-rolled, hot-draw	33 021	977 753	85 447	2 000 772
7223000000	Wire of stainless steel having a cross-sectional dimension exceeding	1 213 900	6 808 690	5 217 734	30 031 837
7224100000	Ingots & oth primary forms of oth alloy steel	174 584	1 037 259	407 285	1 793 969
7224900000	Semi-finished prod. of oth alloy steel	3 458 879	35 474 027	4 747 706	42 434 551
7225110000	Grain-oriented of silicon-elect steel a width of 600 mm or more.	737 294	12 865 702	1 842 616	28 507 636
7225190000	Oth than Grain-orient of silicon-elect steel a width of 600 mm or m	1 076 441	14 658 860	929 704	17 884 267
7225301000	Flat-roll high speed steel, width >= 600mm, not further worked than	0	4 849 765	0	3 336 419
7225309000	Flat-roll not high speed steel, w. >= 600mm not further worked than	887 835	17 729 020	921 207	18 391 158
7225401000	Flat-roll high speed steel, width >= 600mm, not further worked than	332 555	23 538 974	649 416	21 284 453
7225409000	Flat-roll not high speed steel, w. >= 600mm not further worked than	3 756 876	44 557 678	5 067 816	66 106 027
7225501000	Flat-roll high speed steel, width >= 600mm, not further worked than	456	623 267	11 834	848 188
7225509000	Flat-roll not high speed steel, w. >= 600mm not further worked than	1 470 507	15 306 395	1 391 138	15 838 226
7225911000	Oth flat-roll high speed steel, w. >= 600mm electrolytically plated/co	482	3 679 986	829	2 601 309
7225919000	Oth flat-roll not hi. speed steel, w. >= 600mm electrolytically plated/co	265 390	4 198 027	455 971	5 710 986
7225921000	Oth flat-roll high speed steel, w. >= 600mm otherwise plated or coat	0	1 503 098	0	1 523 571
7225929000	Oth flat-roll not hi. speed steel, w. >= 600mm otherwise plated or coat	1 926 776	18 048 894	1 949 266	16 964 098
7225991000	Oth flat-roll high speed steel, w. >= 600mm otherwise plated or coat	12	84 846	889	150 497
7225999000	Oth flat-roll not hi. speed steel, w. >= 600mm otherwise plated or coat	4 870 782	35 955 377	3 847 534	32 245 770
7226111000	Hoop & strip, grain-oriented of silicon electrical steel, of a width <=	163 328	1 097 904	448 246	3 085 980
7226119000	Hoop & strip, grain-oriented of silicon elect steel, of a width > 400 r	146 470	6 000 994	394 318	16 696 221
7226191000	Hoop, strip, oth than grain-orient of silicon elect steel, of a width <=	33 995	299 446	178 245	1 075 587
7226199000	Hoop, strip, oth than grain-orient of silicon elect steel, of a width > 400	102 722	2 101 244	226 817	4 866 838
7226201000	Hoop & strip of high speed steel of a width <= 400 mm	0	2 310	0	20 785
7226209000	Hoop & strip of high speed steel of a width > 400 mm, < 600mm	31	6 747	882	11 037
7226911000	Hoop, strip of oth alloy steel, hot rolled of a width <= 400 mm	75 780	396 570	121 053	854 098
7226919000	Hoop, strip of oth alloy steel, hot rolled width > 400 mm, <= 600mm	960 776	8 562 530	683 686	6 943 974
7226921000	Hoop, strip of oth alloy steel, cold rolled, of a width <= 400 mm	39 015	151 081	75 052	366 710
7226929000	Hoop, strip of oth alloy steel, cold rolled, width > 400 mm, <= 600m	1 343 199	10 159 142	1 230 486	6 090 534
7226991100	Hoop & strip of oth alloy steel, width <= 400 mm, not further work	0	5 961	0	32 455
7226991900	Not hoop & strip of oth alloy steel, width <= 400 mm, not further work	1 300	161 915	1 065	432 636
7226999100	Hoop & strip of oth alloy steel, w. > 400mm & <= 600mm, plated/coat	838	1 640	2 383	5 613
7226999900	Hoop & strip of oth alloy steel, w. > 400mm & <= 600mm, plated/coat	117 790	1 376 518	159 087	2 018 765
7227100000	Bars & rods, hot-rolled, in irregularly wound coils, of high speed ste	0	115 833	0	56 266
7227200000	Bars & rods, hot-rolled, in irregularly wound coils, of silico-mangan	641 918	14 842 524	515 449	11 012 758
7227900000	Oth bars & rods, hot-rolled, in irregularly wound coils	8 677 028	151 950 628	5 952 820	116 097 593
7228101000	Bars & rods, of high speed steel, of circular cross-section	657	2 211 945	375	2 857 168
7228109000	Bars & rods, of high speed steel, not of circular cross-section	124 193	892 075	398 675	2 840 803
7228201100	Bars & rods, silico-mangan steel, circular cross-section, hot-roll/draw	342	395 147	994	433 467
7228201900	Bars & rods, silico-mangan steel, circular cross-section, not hot-roll/d	613 496	5 647 187	691 804	5 974 493
7228209100	Bar & rod, silico-mangan steel, not circular cross-section, hot-roll/draw	86	341 483	848	492 905
7228209900	Bar & rod, silico-mangan steel, not circular cross-section, not hot-roll/	102 570	1 865 068	304 300	4 825 021
7228301000	Oth bars & rods, of silico-manganese steel of circular cross-section	8 426 946	104 319 096	9 729 719	119 036 988
7228309000	Oth bars & rods, of silico-manganese steel not of circular cross-section	3 581 063	56 396 731	5 136 376	70 906 904
7228401000	Oth bars, rods, not further worked than forged, of circular cross-section	78 842	845 076	135 936	1 605 305
7228409000	Oth bars, rods, not further worked than forged, not of circular cross-section	492 880	5 437 547	786 196	9 374 031
7228501000	Oth bars, rods, not formed/cold finished of circular cross-section	287 373	2 631 752	854 381	10 585 992
7228509000	Oth bars, rods, not formed/cold finished not of circular cross-section	192 744	3 964 886	367 782	7 219 429
7228601000	Other bars and rods : of circular cross-section	28 835	2 282 314	97 265	4 279 382
7228609000	Other bars and rods : not of circular cross-section	1 169 690	8 272 892	958 492	10 230 027
7228701000	Angles, shapes & sections, oth bars & rods, cross-section, hot-roll/draw	18 109 840	151 007 817	12 097 141	105 013 574
7228709000	Angles, shapes & sections, oth bars & rods, cross-section, not hot-roll/d	8 982 955	37 025 514	2 000 836	15 193 654
7228801100	Hollow drill bars, rods, weight >= 0.6% of circular cross-section	13 227	90 954	225 280	1 965 701
7228801900	Hollow drill bars, rods, weight >= 0.6% not of circular cross-section	1 698	6 007	82 055	163 579
7228809000	Oth. Hollow drill bars and rods	93 280	6 380 402	759 932	8 777 759
7229200000	Wire of silico-manganese steel	258 059	6 205 540	352 094	8 528 070
7229901000	Wire of other alloy steel. of high speed steel	218 866	4 589 866	235 182	3 928 298
7229909010	Wire of other alloy steel. not of high speed steel, chromium >= 0.5%	535 616	4 684 766	1 087 455	10 478 682
7229909090	Wire of other alloy steel. not of high speed steel, chromium < 0.5%	939 935	16 217 130	2 443 271	29 967 480
7301100000	Sheet piling of iron or steel	3 121 242	16 399 158	2 682 241	14 431 531
7301200000	Angles, shapes and sections of iron or steel	25 739	1 032 515	55 440	1 573 587
7302100000	Rails of iron or steel	409 151	32 805 439	383 293	37 476 740
7302300000	Switch-blades, crossing frogs, point rods and other crossing pieces	6	1 608 961	841	4 355 093

**I.3. IMPOR MENURUT KOMODITI / IMPORT BY HS COMMODITY**  
**\*\*\* AGUSTUS/AUGUST 2012 \*\*\***

HS	Uraian Komoditi Commodity Description	Berat Bersih / Net Weight (Kg)		Nilai / Value C.I.F (US\$)	
		Bulan ini Current Month	Kumulatif Cum.Jan. to date	Bulan ini Current Month	Kumulatif Cum.Jan. to date
7302400000	Fish-plates and sole plates of iron or steel	175 564	2 114 930	426 133	2 925 914
7302901000	Sleepers, of iron or steel	203 541	389 742	26 295	203 723
7302909000	Other than sleepers, of iron or steel	860 602	3 342 667	2 288 152	7 544 100
7303001100	Hubless tubes and pipes	56 991	2 229 148	161 344	19 575 080
7303001900	Tubes and pipes with hub	897 242	12 432 691	595 916	5 821 556
7303009010	Hollow profiles, of cast iron with an external diameter < =100 mm	48 323	1 787 611	79 228	2 028 467
7303009090	Hollow profiles, of cast iron with an external diameter > 100 mm	4 200 681	19 227 138	5 125 544	52 121 709
7304110000	Tubes, pipes and hollow profiles, seamless, of stainless steel	717 715	11 934 093	1 791 499	45 678 880
7304190000	Oth. tube, pipe & hollow profile, seamless, line pipe of a kind use for	13 488 938	146 448 748	18 717 570	183 587 105
7304220010	Oth. tube, pipes & hollow profile, seamless, unfinished drill pipe (green	20 501	4 778 334	161 599	8 613 057
7304220090	Oth. tube, pipes & hollow profile, seamless, unworked pipe end	5 709	2 435 683	6 595	9 279 266
7304230010	Unfinished drill pipe (green pipe) with yield strength less than 75,0	9 128	64 270	41 356	241 224
7304230090	Oth. unfinished drill pipe (green pipe)	911 954	3 857 455	2 238 511	14 039 616
7304240010	Unfinish case & tube, yield strgh < 75000 Psi oth. of stanlss stel for drill	49 999	670 422	632 980	1 858 961
7304240090	Oth. unfinish case tube & unworked pipe end with yield strength less	46 855	831 182	668 449	7 386 850
7304290010	Unfinish case tube & unworked pipe end with yield strength less than	20 559 953	189 195 909	31 561 891	297 711 737
7304290090	Oth. unfinish case tube & unworked pipe end with yield strength less	10 751 027	70 495 764	28 540 711	140 025 830
7304311000	Drill rod casing & tubing, w/ pin & box thread, cold-drawn/rolled, circular	64 108	546 392	138 403	1 266 308
7304312000	High-pressure pipe, cold-drawn/rolled, circular cross-section, iron/a	920	112 724	2 845	396 013
7304314000	Circular cross-section, iron/non-alloy steel, diameter < 140 mm & carb	0	54 373	0	90 546
7304319000	Circular cross-section, iron/non-alloy steel, diameter > = 140 mm & carl	926 393	14 852 536	2 393 124	32 219 753
7304392000	Oth circ. cross-section, iron/non-alloy, high-pressure pipe	332	327 002	1 621	783 436
7304394000	Oth circ. cross-section, iron/non-alloy, steel, diameter < 140 mm & cart	0	467 514	0	863 698
7304399000	Oth circ. cross-section, iron/non-alloy, steel, diameter > = 140 mm & carl	1 864 148	21 032 469	2 656 545	45 334 431
7304410000	Cold-drawn or cold-rolled (cold-reduced) stainless steel	302 158	2 765 206	1 394 149	12 110 969
7304490000	Oth. Cold-drawn or cold-rolled (cold-reduced) stainless steel	116 336	3 040 680	857 376	9 936 521
7304511000	High press. conduits, of circular cross-sect. of oth alloy steel, cold ro	532	81 243	1 800	639 608
7304519000	Oth tubes/pipes/hollow profiles, seamless cold rolled, crclr c-s of otl	60 552	389 508	81 020	1 477 394
7304590000	Oth. Drill rod casing & tubing with pin & sect. of oth alloy steel, cold rc	496 033	8 271 709	1 634 518	60 778 296
7304901000	Oth tubes/pipes/hollow profiles, seamless high-pressure pipe	32 298	326 278	258 744	1 311 823
7304903000	Oth tubes/pipes/hollow profiles, seamless steel, diameter < 140 mm &	17 066	154 720	43 279	372 647
7304909000	Oth tubes/pipes/hollow profiles, seamless steel, diameter > = 140 mm	664 968	3 644 876	714 681	8 637 246
7305110000	Lines pipe, for oil or gas longitudinal all submerged arc welded of iron	52 767 714	157 301 488	79 339 998	259 407 731
7305121000	Electric Resistance Welded (FRW), used for oil/gas pipe, external di	84 935	667 109	106 413	681 474
7305129000	Oth longitudinally welded, used for oil/gas pipe, external diamet	0	734 089	0	13 495 275
7305191000	Oth line pipe iron/steel for oil, exter. diam. > 406.4 mm, spiral/helical	0	682 478	0	1 118 895
7305199000	Oth line pipe iron/steel for oil, exter. diam. > 406.4 mm, not spiral/he	61 650	4 392 289	46 623	5 239 661
7305200000	Casing of iron/steel used in drilling for oil/gas external diameter 40	988 971	9 441 362	1 725 909	15 961 478
7305311000	Lines pipe, for oil or gas longitudinal all welded, stainless steel pipes &	2 387	130 247	5 993	478 932
7305319000	Lines pipe, for oil or gas longitudinal all welded, not stainless steel pip	1	225 171	15	676 991
7305391000	Oth. lines pipe, for oil/gas longitudinal all welded, high-pressure pipe	0	14 137	0	265 747
7305399000	Oth. lines pipe, for oil/gas longitudinal all welded, not high-pressure pi	3 033	6 757	4 560	10 299
7305900000	Oth. lines pipe, for oil/gas longitudinal all oth. stainless steel pipes & tu	55 795	122 011	172 076	402 506
7306111000	Line pipe, use for oil/gas pipeline, welded of stainless steel, Electric R	106 332	333 685	637 666	1 624 276
7306119000	Line pipe, use for oil/gas pipeline, welded of other steel	34 244	2 860 614	353 732	8 175 366
7306191000	Oth line pipe use for oil/gas pipe welded of stainless steel, electron	51 347	6 552 778	70 358	5 437 857
7306192000	Oth line pipe use for oil/gas pipe welded of stainless steel, spiral/helic	0	140 021	0	298 941
7306199000	Oth line pipe use for oil/gas pipe welded of stainless steel, not ERW &	7 674	986 170	21 840	4 165 676
7306210000	Casing & tubing of a kind use in drilling welded, of stainless steel	12 861	107 607	60 409	588 591
7306290000	Oth. casing & tubing of a kind use in drilling, welded, of stainless stee	1 800 624	6 241 347	3 550 654	10 651 676
7306301010	Boilr tube weld, of circular cross-sect of iron/non ally stel intrnl diam	7 315	543 989	7 744	707 640
7306301020	Boilr tube weld, of circular cross-sect of iron/non ally stel intrnl diam	1	215 101	144	294 804
7306302010	Boilr tube weld, of single/double walled, copp plate, intrnl diamtr <	207 567	4 587 856	1 075 555	8 768 139
7306302020	Boilr tube weld, of single/double walled, copp plate, intrnl diamtr >	16 926	2 574 155	36 979	2 376 135
7306303000	Boilr tube weld, of single/double walled, copp plate, sheath pipe fo	5 568	60 021	50 709	219 596
7306304010	Oth welded, circular cross-saction, high pressure pipe, intrnl diamtr <	0	2 399	0	17 649
7306304090	Oth welded, circular cross-saction, high pressure pipe, intrnl diamtr >	16 014	491 028	30 466	660 028
7306309010	Oth. boilr tube weld, of single/double walled, copp plate, intrnl diar	72 654	1 377 378	458 716	5 334 980
7306309090	Oth. boilr tube weld, of single/double walled, copp plate, intrnl diar	1 538 067	13 575 412	2 382 902	19 542 373
7306401010	Oth. weld, of circular cross-section of weld boilr tube w intrnl diamtr <	0	52 155	0	339 976
7306401020	Oth. weld, of circular cross-section of weld boilr tube w intrnl diamtr >	0	375 936	0	1 009 364
7306402000	Welded boiler tubes of stainless steel with internal diameter > 12.5	25 156	1 644 493	150 983	5 868 359
7306403000	St'less steel pipes & tubes welded of circlr cross sec. w extrl dmtr >	20 245	62 672	30 658	118 508
7306409000	Oth, not welded of circular cross sect. with internal diameter > 12,5	404 062	5 703 092	1 621 509	19 421 228
7306501010	Oth. boilr tube, weld, of circlr cross-sectn, oth alloy steel int. dmtr < = 1	27 030	129 996	140 401	445 390
7306501020	Oth. boilr tube, weld, of circlr cross-sectn, oth alloy steel int. dmtr > 1	0	838 784	0	2 159 979
7306509010	Oth. boilr tube, weld, of circlr cross-high pressure conduits	1 218	10 446	20 187	151 003
7306509090	Oth. boilr tube, weld, of circlr cross-high pressure conduits	58 255	2 959 870	70 093	6 942 682
7306610010	Oth. boilr tube, weld, square/rectangular cross sectin, with int. diamtr	13 590	595 977	24 718	661 511
7306610090	Oth. boilr tube, weld, square/rectangular cross sectin, with int. diamtr	550 280	10 367 327	358 591	7 905 777
7306690010	Oth. boilr tube, non circular crss-section with internal diameter < = 12,!	0	390	0	6 392

**I.3. IMPOR MENURUT KOMODITI / IMPORT BY HS COMMODITY**  
**\*\*\* AGUSTUS/AUGUST 2012 \*\*\***

HS	Uraian Komoditi Commodity Description	Berat Bersih / Net Weight (Kg)		Nilai / Value C.I.F (US\$)	
		Bulan ini Current Month	Kumulatif Cum.Jan. to date	Bulan ini Current Month	Kumulatif Cum.Jan. to date
7306690090	Oth.boilr tube,non circuir crss-sectionwith internal diameter>12,5i	26	26 534	3 264	20 900
7306901010	Bundy-weld pipes and tubes,with internaldiameter <= 12,5mm	7 970	8 698	32 187	61 686
7306901090	Bundy-weld pipes and tubes,with internaldiameter > 12,5mm	17	87 042	1 882	292 332
7306909010	Oth.thn bundy-weld pipes & tubes, withinternal diameter <= 12,5r	7 665	128 240	129 525	1 384 091
7306909090	Oth.thn bundy-weld pipes & tubes, withinternal diameter > 12,5m	907 416	9 569 136	1 973 614	24 945 236
7307111000	Cast fitting of non-malleable cast ironhubless tube or pipe fittings	23 519	283 166	18 545	604 818
7307119000	Cast fitting of non-malleable cast iron tube or pipe fittings with huk	22 648	308 420	250 498	1 839 467
7307190000	Cast fitting of other than non-malleablecast iron	117 241	1 300 797	407 620	4 051 223
7307211000	Oth pipe of stainless steel flangesinternal diameter<15cm	35 220	796 228	212 037	2 586 113
7307219000	Oth pipe of stainless steel flangesinternal diameter>=15cm	195 681	1 272 350	3 366 787	7 138 416
7307221000	Oth pipe,stainless steel threaded ellbow,bends&sleeves,internal d	54 555	148 581	878 432	1 995 133
7307229000	Oth pipe,stainless steel threaded ellbow,bends&sleeves,internal d	116 900	571 369	644 717	3 773 784
7307231000	Oth pipe,stainless steel butt welding,fittings, internal diameter<15	17 849	492 360	77 729	1 606 803
7307239000	Oth pipe,stainless steel butt welding,fittings, internal diameter>=1	232 206	1 931 334	1 686 477	13 267 987
7307291000	Oth stainlss steel oth.than flanges,butt welding,threaded elbow,be	5 968	90 484	128 456	835 273
7307299000	Oth stainlss steel oth.than flanges,butt welding,threaded elbow,be	612 338	3 039 955	4 486 006	24 164 815
7307911000	Oth tube or pipe fittings flanges,internal diameter<15cm	141 461	3 422 282	224 227	5 737 125
7307919000	Oth tube or pipe fittings flanges,internal diameter>=15cm	743 123	9 447 440	2 322 386	24 159 967
7307921000	Oth tube/pipe fittings threaded elbows,bends&sleeves,internal di:	7 545	717 400	104 977	3 070 054
7307929000	Oth tube/pipe fittings threaded elbows,bends&sleeves,internal di:	153 257	2 077 744	703 517	8 709 500
7307931000	Oth tube/pipe fittings,butt weldingfittings,internal diameter<15cr	139 191	2 176 034	321 148	3 224 833
7307939000	Oth tube/pipe fittings,butt weldingfittings,internal diameter>=15c	446 378	5 203 123	1 716 088	21 816 178
7307991000	Oth tube/pipe fittings,not butt welding/flanges/elbows,internal di:	145 504	2 305 867	1 776 697	17 484 977
7307999000	Oth tube/pipe fittings,not butt welding/flanges/elbows,internal di:	1 890 801	12 564 402	10 666 937	93 704 875
7308101000	Bridges and bridge sect. w prefab'tedtype joined by shear connect	50 308	2 385 705	136 682	2 284 945
7308109000	Other bridges and bridge sections	133 511	735 455	439 158	3 888 219
7308201100	Towers with prefabricated modular typejoined by shear connector	0	4 073	0	6 110
7308201900	Other towers	242 556	11 735 313	518 401	22 212 357
7308202100	Lattice masts w prefabricated modular type joined by shear connec	644	30 073	9 470	220 299
7308202900	Other lattice masts	13 886	4 450 270	77 257	8 280 255
7308300000	Doors, windows and their frames & threshold for doors	147 235	986 625	543 865	3 614 612
7308401000	Equip. for scaffolding w prefabricatedmodlr type joined by shear c	758	116 804	20 070	300 601
7308409000	Other equipment for scaffolding, shuttering, propping or pit propp	794 637	5 927 222	1 149 874	14 327 760
7308902000	Other, prefabricated modular type joinedby shear connectors	803 471	4 984 915	849 761	5 048 925
7308904000	Oth corrug,curved/bent galv'd plt f ass'bly.into undgrnd conduits&	74 783	207 936	423 230	828 210
7308905000	Other structures & parts of structures,rail for ships	1	13 805	8	165 901
7308906000	Other structures & parts of structures,perforated cable trays	9 844	1 377 142	17 954	3 407 292
7308909200	Other structures & parts of structures,guardrails	16 222	193 087	68 415	945 199
7308909900	Other structures & parts of structures,not guardrails	6 736 442	64 749 256	16 873 390	147 088 989
7309001100	Reservoir,tank,vat&similar,of iron/steel,cap.>300ltr,lined/heat-ins	58 227	1 419 721	1 283 248	8 702 177
7309001900	Reservoir,tank,vat&similar,of iron/steel,cap.>300ltr,not lined/hea	149 798	1 039 047	2 049 230	6 016 459
7309009100	Oth reservoi,tank,vat&similar,iron/steel,cap.>300ltr,lined/heat-ins	9 109	129 992	91 688	1 451 045
7309009900	Oth reservoi,tank,vat&similar,iron/steel,cap.>300ltr,not lined/hea	750 192	3 873 726	3 318 241	24 415 888
7310101000	Tank,cask,drum,can,boxe&similar,capacity>50L<=300L,of tinplat	153 238	647 872	275 212	2 543 217
7310109010	Tank,cask,drum,can,boxe&similar,cap.>50L<=300L,not tinplate,s	20 661	79 052	63 484	300 120
7310109020	Tank,cask,drum,can,boxe&similar,cap.>50L<=300L,not tinplate,s	154 285	704 206	303 747	1 657 267
7310109090	Tank,cask,drum,can,boxe&similar,cap.>50L<=300L,not tinplate,n	256 525	4 462 444	914 823	9 813 686
7310211010	Cans <1L,closed by soldering of iron/steel casting in the rough	41	5 816	967	27 391
7310211020	Cans <1L,closed by soldering of iron/steel forging or stamping in	1 184	7 355	4 447	24 755
7310211090	Oth.cans <1L,closed by soldering of iron/steel	86 955	1 328 129	177 662	3 415 912
7310219100	Oth.cans >1L & <50L,closed by solderingof iron/steel	7 844	417 646	42 316	1 598 650
7310219910	Cans >1L & <50L,closed by soldering ofiron/steel casting in the rou	0	1 414	0	50 882
7310219920	Cans >1L & <50L,closed by soldering ofiron/steel forging or stampi	3 790	16 942	16 546	51 846
7310219990	Oth.cans >1L & <50L,closed by solderingof iron/steel	44 215	352 445	194 319	1 317 528
7310291010	Cans <1L,not soldering of iron/steelcasting in the rough	0	3 799	0	20 626
7310291020	Cans <1L,not soldering of iron/steel forging or stamping in	29 191	29 566	70 925	200 688
7310291090	Oth.cans <1L,not soldering of iron/steel	87 170	1 076 127	341 177	3 691 803
7310299100	Oth.cans >1L & <50L,not soldering ofiron/steel	67 032	889 046	491 101	5 863 837
7310299910	Cans >1L & <50L,not soldering of iron/steel casting in the rough	6	462	115	16 934
7310299920	Cans >1L & <50L,not soldering of iron/steel forging or stamping in	20 376	178 468	98 678	853 380
7310299990	Oth.cans >1L & <50L,not soldering ofiron/steel	37 296	447 310	289 400	2 196 505
7311002100	Cont'ners for compressed/liquefied gasseamless stl cylinders, cap:	59 840	457 084	125 794	980 885
7311002200	Cont'ners for compressed/liquefied gas,seamless stl cylinders,cap.	708 930	4 500 511	1 102 394	7 633 676
7311002900	Cont'ners for compressed/liquefied gasseamless stl cylinders,capa	283 279	3 339 810	1 108 469	14 376 806
7311009310	Other containers of iron or steel withcapacity<=7,3L	0	477 240	0	875 102
7311009400	Other containers of iron or steelcapacity>=30L<110L	24 320	73 820	51 745	128 075
7311009900	Other containers of iron or steelcapacity>=110L	272 685	1 753 193	1 122 593	4 901 951
7312101000	Standed wr,ropes & cables for lockedcoil,flatt'ed strands&non rott	115 051	576 240	425 763	2 118 513
7312102000	Stranded wire,rope&cables by plated /coato d wth brass,& of a nom	525 437	5 234 450	1 151 482	13 239 509
7312109110	Other stranded wire, rope and cablesprestresed concrete strand w	14 655	2 034 696	61 573	2 461 639
7312109190	Other stranded wire, rope and cablesnot prestresed concrete strai	156 650	921 569	351 881	1 954 376

**I.3. IMPOR MENURUT KOMODITI / IMPORT BY HS COMMODITY**  
**\*\*\* AGUSTUS/AUGUST 2012 \*\*\***

HS	Uraian Komoditi Commodity Description	Berat Bersih / Net Weight (Kg)		Nilai / Value C.I.F (US\$)	
		Bulan ini Current Month	Kumulatif Cum.Jan. to date	Bulan ini Current Month	Kumulatif Cum.Jan. to date
7312109900	Stranded wire, rope and cables withstranded wire of diameter of>	937 837	5 632 428	2 108 225	17 357 112
7312900000	Oth stranded wire, rope and cables,plaitd bnds,slings&of ir/stl not	434 648	3 464 800	1 165 421	8 151 244
7313000000	Barbed wr of iron/steel; twisted hoop &of a kind used f fencing of	254 791	1 603 908	152 826	918 722
7314120000	Woven cloth with endless bands formachinery, of stainless steel	2 216	45 842	104 684	1 062 279
7314140000	Woven cloth, of stainless steel	51 282	607 173	395 005	4 086 506
7314191000	Endless bands for machinery oth thn ofstainless steel	31	45 632	20	71 730
7314199000	Other woven cloth, not stainless steel	49 119	141 126	67 258	833 285
7314200000	Grill&fencing,welded at the intersect ofwr wth a max.sect.d>3mm	109 295	1 066 751	132 536	1 587 398
7314310000	Other grill, netting & fencing,welded atthe intersect.by pltd/coatd	1 096 518	6 356 262	1 180 762	5 567 495
7314390000	Oth grill, netting and fencing,welded atthe intersection	419 134	4 710 502	386 255	5 920 563
7314410000	Oth cloth, grill, netting and fencing byplated or coated with zinc	176 156	3 455 615	134 208	3 018 478
7314420000	Oth cloth, grill, netting and fencing bycoated with plastics	28 237	1 179 263	26 125	756 617
7314490000	Oth cloth, grill, netting and fencing	122 699	2 940 099	180 434	5 331 140
7314500000	Expanded metal	58 528	841 604	62 179	750 795
7315111000	Roller chain for bicycles of mild steel	591 103	7 395 222	1 234 496	16 807 757
7315119100	Oth mild steel for roller chain,transmispitch lenght>=6mm<&lt;32mr	12 696	200 850	108 414	794 912
7315119900	Oth mild steel for roller chain,transmispitch lenght>32mm	320 041	3 186 401	1 061 792	10 383 860
7315121000	Other roller chain of mild steelbicycle or motorcycle chain	647 476	3 147 480	1 839 973	9 054 068
7315129000	Other roller chain of mild steelnot bicycle or motorcycle chain	346 132	3 535 085	2 560 389	12 464 453
7315191000	Roller chain part for bicycles ofmotorcycle chain	2 683	122 414	23 537	1 131 174
7315199000	Roller chain part not for bicycles ofmotorcycle chain	57 944	293 199	332 886	2 946 356
7315200000	Skid chain of mild steel	29 541	398 816	66 509	2 134 641
7315810000	Stud-link of mild steel	109 683	2 978 977	149 524	4 531 366
7315820000	Other, welded link of mild steel	135 774	1 710 345	160 365	2 121 308
7315891000	Other chain for bicycles of mild steel	79 625	1 289 998	788 906	8 769 279
7315899000	Other chain of mild steel not formotorcylcles and bicycles	103 761	1 669 364	567 798	7 773 611
7315902000	Other parts of chain for motorcycles andbicycles	14 567	851 964	39 264	1 364 973
7315909000	Other parts of chain not for motorcylcleand bicycles	42 301	1 185 162	300 839	6 790 372
7316000000	Anchors, grapnels and parts thereof, ofiron or steel	432 332	3 726 741	1 691 707	11 390 009
7317001000	Wire nails	169 669	1 829 571	187 795	2 000 077
7317002000	Staples	224 400	1 958 835	205 393	1 740 765
7317009010	Dog spikes for rail sleepers,carding -tacks&similar articles,of iron c	166	330 001	4 769	883 786
7317009090	connector & anti-splitting,connector andHob nails for footwear, rii	2 428 751	21 139 243	1 157 055	9 031 511
7318110000	Threaded articles for coach screws	106 653	1 074 347	302 761	3 658 453
7318120000	Other wood screws with an externaldiameter not exceeding 16 mr	35 630	1 075 944	96 717	2 198 541
7318130000	Screw hooks and screw rings with anexternal dmtr not exceeding `	62 000	512 541	873 842	4 912 055
7318140000	Self tapping screw with an externaldiameter not exceeding 16 mm	135 970	2 062 886	410 548	4 922 606
7318150000	Screw metal with/without nuts/washerswith an external diameter	2 289 401	26 391 111	17 676 251	166 146 330
7318160000	Nuts with an external diameter notexceeding 16 mm	674 626	10 206 119	5 990 637	65 929 645
7318190000	Other threaded articles of an externaldiameter not exceeding 16 n	414 068	5 194 933	2 272 023	23 828 146
7318210000	Non threaded artic. for spring washers &oth lock washers w an ext	47 263	685 744	1 101 591	8 711 786
7318220000	Other washers with an external diameternot exceeding 16 mm	353 948	3 097 477	5 335 661	48 830 453
7318230000	Rivet with an external diameter notexceeding 16 mm	29 626	455 587	337 159	3 827 948
7318240000	Cotters& cotters pins with an externaldiameter not exceeding 16 r	247 825	2 558 945	2 687 580	23 992 063
7318290000	Oth non threaded articles wth anexternal diameter <= 16 mm	895 532	8 592 010	7 730 386	78 993 409
7319400000	Safety pins	114 443	1 261 544	1 638 689	16 379 899
7319901000	Sewing, daming, ambroldary needles	2 256	48 398	3 314	202 067
7319909000	Other needles, not for sewing	85 005	358 979	1 015 013	3 187 265
7320101100	Leaf springs & leaves for motor vehicles,>10 persons,gross weight:	31 678	381 463	334 668	2 514 651
7320101900	Leaf springs & leaves for motor vehicles,gross weight>24T	45 448	534 845	173 427	1 449 685
7320109000	Other leaf springs and leaves	68 931	699 113	1 024 522	7 458 740
7320201000	Helical springs for motor vehicles	115 261	1 554 477	1 388 095	17 407 222
7320209000	Other Helical springs for motor vehicles	118 742	911 491	1 238 777	9 859 765
7320901000	Other springs and leaves for motorvehicles	96 548	780 583	1 322 975	8 630 042
7320909000	Other springs and leaves	79 057	900 491	899 369	9 113 361
7321110000	Cooking appliances and plate warmers Forgas fuel or for both gas :	137 461	1 449 968	701 992	6 164 516
7321120000	Cooking appliances and plate warmers with liquid fuel	0	93 902	0	215 385
7321190000	Other Cooking appliances & plate warmersincluding appliances for	37	85 187	201	372 207
7321810000	Other appliances with gas fuel or forboth gas and other fuels	114 065	651 644	118 457	705 141
7321820000	Other appliances with liquid fuel	0	4 368	0	13 980
7321890000	Other appliances with solid fuel	130	31 042	523	130 673
7321901000	Oth cooking appliances & plate warmersof burner for kerosene stc	0	14 624	0	39 300
7321902000	Other Cooking appliances and platewarmers	291 764	2 037 879	1 507 061	12 162 780
7321909000	Other Cooking appliances and platewarmers	525 988	4 901 381	950 916	8 140 175
7322110000	Radiators and parts of cast iron	2 886	30 704	6 342	208 407
7322190000	Other parts of radiators	50 056	556 555	865 778	8 621 859
7322900000	Other radiators for central heating	69 539	309 750	330 097	3 216 433
7323100000	Iron/steel wool; pot scourers&scouringor polishing pads, gloves ar	95 092	895 199	140 893	1 557 312
7323911000	Kitchenware of cast iron, not enamelled	84 147	657 998	210 255	2 145 337
7323912000	Household articles of cast iron notenamelled	200	28 579	3 322	47 485
7323919000	Household articles of cast iron notenamelled	44 523	983 285	26 103	562 274



**I.3. IMPOR MENURUT KOMODITI / IMPORT BY HS COMMODITY**  
**\*\*\* AGUSTUS/AUGUST 2012 \*\*\***

HS	Uraian Komoditi Commodity Description	Berat Bersih / Net Weight (Kg)		Nilai / Value C.I.F (US\$)	
		Bulan ini Current Month	Kumulatif Cum.Jan. to date	Bulan ini Current Month	Kumulatif Cum.Jan. to date
7323920000	Household articles of cast iron, enamelled	17 010	251 412	17 388	262 862
7323931000	Kitchenware of stainless steel	537 209	6 080 712	1 137 734	13 373 051
7323932000	Other household articles of stainless steel	1 522	13 842	2 163	50 037
7323939000	Other household articles of stainless steel	541 916	6 950 476	1 209 598	12 233 714
7323940000	Household of iron(oth. than cast iron)or steel, enamelled	232 982	2 746 220	169 553	3 025 273
7323991000	Other kitchenware	213 558	2 364 544	439 479	5 121 004
7323992000	Ashtrays	0	77 125	0	239 711
7323999000	Other household articles of iron or steel	146 875	1 709 056	348 253	4 310 145
7324101000	Kitchen sinks of stainless steel	82 998	2 054 150	176 599	4 341 598
7324109000	Sinks and wash basins, of stainless steel, oth than kitchen sink	50 088	672 498	76 788	1 639 137
7324211000	Bath of cast iron, whether or not enamelled	3 195	84 575	22 542	439 023
7324219000	Of cast iron, whether or not enamelled, not long bathtubs	0	4 136	0	13 266
7324290000	Oth sanitary	12 512	159 783	25 616	631 710
7324901000	Sanitary ware for flushing water closets or urinals (fixed type)	546	90 688	987	327 496
7324903000	Sanitary ware of bedpans, urinals ( portable type ) and chamber po	0	1 143	0	14 274
7324909100	Part of kitchen sinks or bathtubs	4 980	49 274	23 426	159 072
7324909300	Part of flushing water closeta or urinals (fixed type)	1 833	16 651	7 872	41 634
7324909900	Oth sanitary ware and parts	126 677	1 499 078	255 038	3 296 724
7325102000	Manhole covers, gratings and frames therefor	28 330	141 564	94 485	477 593
7325109010	Spouts and cups for latex collection	12	112	336	845
7325109090	Spouts and cups for not latex collection	31 830	660 313	64 931	1 427 308
7325910000	Grinding balls and similar articles formills	4 145 648	20 615 328	5 795 194	29 552 437
7325992000	Manhole covers, gratings and frames therefor	24 023	616 371	75 179	2 629 293
7325999000	Oth than cast articles of iron or steel	77 059	856 247	192 119	3 992 137
7326110000	Grinding balls and similar articles formills	3 860 991	19 888 747	5 118 785	25 941 467
7326190000	Other articles of iron or steel but not forged or stamped	235 650	2 419 908	1 394 803	35 071 924
7326205000	Poultry cages and the like articles of iron or steel wire	124 586	947 353	182 890	1 389 046
7326209000	Poultry cages and the like oth than articles of iron or steel wire	277 757	3 337 187	737 012	7 643 335
7326901000	Ships' rudders not forged or stamped	31 005	345 002	469 129	2 407 603
7326903000	Stainless stl shield&clamp assembly wthrubbs.l for hubless cast icro	26 379	737 069	557 179	6 530 065
7326906000	Bunsen burners	37 537	805 014	268 901	5 199 436
7326907000	Stainless steel shield, clamp assembly horses shoes, riding boot sp	14 678	136 062	71 071	911 307
7326909100	Cigarette cases and boxes	781	192 401	19 447	1 798 816
7326909910	Spouts and cups for latex collection	154	45 173	4 456	2 128 280
7326909920	Rat traps but not forged or stamped	0	3 512	0	16 615
7326909990	Other articles not forged or steamed	2 690 807	35 474 461	20 245 754	163 738 855
7401000000	Copper mattes, cement copper (precipitated copper)	0	15 590	0	264 655
7402000000	Unrefined copper, copper anodes forelectrolytic refining.	910	16 592	12 470	198 338
7403110000	Refined copper for cathodes and sections of cathodes	2 813 381	63 387 687	21 556 776	518 468 197
7403120000	Refined copper for wire-bars	142 546	714 489	165 812	757 984
7403130000	Refined copper for billets	5 005 473	16 525 406	3 093 382	10 755 821
7403190000	Other refined copper	22 105	290 389	352 103	3 441 300
7403210000	Copper alloys for copper-zinc base alloys (brass)	245 176	2 391 144	2 037 764	22 421 215
7403220000	Copper alloys for copper-tin base alloys (bronze)	100 570	923 170	667 748	6 527 893
7403290000	Copper alloys for oth copper alloys (oth than master alloys of head	4 360	65 443	812 390	6 188 293
7404000000	Copper waste and scrap	2 130 988	10 633 276	14 451 279	70 304 451
7405000000	Master alloys of copper	3 055	37 429	39 321	270 392
7406100000	Powders of non-lamellar structure	15 929	146 062	211 265	1 792 781
7406200000	Powders of lamellar structure flakes	73 399	474 079	884 267	5 933 668
7407103000	Profiles of refined copper	18 216	132 686	117 837	785 063
7407104000	Bar and rods of refined copper	258 966	2 330 023	2 179 477	17 835 545
7407210000	Of copper-zinc base alloys (brass)	282 698	1 931 403	1 637 595	11 735 729
7407290000	Other of copper alloys	23 496	928 728	152 423	5 705 385
7408111000	Of which the maximum cross sectional dimension does not exceed 1	64 206	519 707	545 874	4 628 758
7408119000	Copper wire of which does exceed 14 mm	60 467	222 113	278 843	1 687 297
7408190000	Other wire of refined copper	1 226 925	9 077 452	13 375 985	59 601 318
7408210000	Of copper-zinc base alloys (brass)	47 167	842 894	420 424	6 354 322
7408220000	Of copper-nickel base (cupro-nickel) or copper-nickel-zinc base/nic	1 738	51 276	29 956	890 009
7408290000	Other copper alloys for copper wire	46 697	983 480	540 280	25 314 185
7409110000	Copper plates, sheets and strips, of refined copper in coils	51 021	1 552 788	536 448	14 119 527
7409190000	Copper plates, sheets and strips, of refined copper, not in coils	736 316	5 628 947	1 824 814	16 945 681
7409210000	Copper plates, sheets, strips, of copper-zinc base alloys (brass), in co	253 914	3 450 639	2 584 831	32 931 991
7409290000	Copper plates, sheets, strips, of copper-zinc base alloys (brass), not	31 229	802 298	163 747	5 116 021
7409310000	Copper plates, sheets, strips, of copper-tin base alloys (brass), in coi	147 837	2 068 842	1 608 525	19 793 342
7409390000	Copper plates, sheets, strips, of copper-tin base alloys (brass), not ir	35 067	517 409	75 149	1 195 677
7409400000	Copper-nickel base alloy (cupro-nickel), copper-nickel-zinc base all	61 511	333 087	3 243 637	15 059 891
7409900000	Other copper alloys, unrefined	550	68 525	4 511	454 028
7410110000	Copper foil, refined, thickness < 0.15 mm, not backed	89 147	854 092	852 510	8 523 188
7410120000	Copper alloys, refined, thickness < 0.15 mm, not backed	64 021	522 553	521 857	4 676 962
7410210010	Copper foil reinforced sheets/plates of polyamide, of refined copper	20 151	124 897	143 129	767 097
7410210020	Copper foil reinforced sheets/plates of polyamide, Copper clad lar	357 867	4 498 083	2 250 204	27 786 028



**I.3. IMPOR MENURUT KOMODITI / IMPORT BY HS COMMODITY**  
**\*\*\* AGUSTUS/AUGUST 2012 \*\*\***

HS	Uraian Komoditi Commodity Description	Berat Bersih / Net Weight (Kg)		Nilai / Value C.I.F (US\$)	
		Bulan ini Current Month	Kumulatif Cum.Jan. to date	Bulan ini Current Month	Kumulatif Cum.Jan. to date
7410210090	Reinforced sheets/plates of polyamide,copper clad laminate not fr	291	94 737	1 304	1 317 155
7410220000	Reinforced sheets/plates of polyamide,of copper alloys, unrefined	0	39 454	0	402 521
7411100000	Copper tubes & pipes of refined copper	297 638	3 699 182	4 259 958	36 083 331
7411210000	Copper tubes & pipes of copper alloyswith copper-zinc base alloys	72 885	936 932	837 862	7 844 951
7411220000	Copper tubes & pipes of copper alloyswith cupro-nickel or nickel si	3 034	33 566	46 380	579 312
7411290000	Other copper tubes and pipes	500 790	5 651 846	1 828 889	18 193 269
7412100000	Copper tube or pipe fittings ofrefined copper	20 876	150 787	100 465	913 431
7412201000	Copper tube or pipe fittings ofcopper-zinc base alloys (brass)	27 273	304 290	326 940	3 959 003
7412209000	Copper alloys, not brass, refined	50 181	703 727	330 642	5 527 559
7413001000	Stranded wire,cable&etc, not electricalinsul. a diameter not excee	31 449	343 824	220 284	2 720 622
7413009000	Stranded wire,cable&etc, not electricalinsul. a diameter > 28,28 m	40 097	5 281 247	504 734	6 002 831
7415101000	Nails & tacks, drwing pins,staples ofcopper iron or steel with head	6 592	106 358	13 448	337 182
7415102000	Staples and similar articles of copper	0	11 390	0	29 807
7415109000	Tacks, drawing pins, staples &similar articles	1 499	113 828	40 354	732 442
7415210000	Washers (including spring washers)but not threaded	28 255	374 943	276 527	2 182 312
7415290000	Other articles of copper, not threaded	19 066	116 029	123 765	1 217 034
7415331000	Screws	25 631	263 474	221 308	2 617 561
7415332000	Bolts and nuts	978 624	2 101 694	2 217 555	5 318 046
7415390000	Other threaded articles	21 670	118 193	228 826	1 483 053
7418101000	Pot scourers and scouring or polishingpads, gloves and the like	1 033	4 653	1 997	14 696
7418103000	Cooking/heating apparatus of kind usedfor household purposes,nc	12 537	14 849	89 264	96 022
7418109000	Other household articales and partsthereof of coppers	5 848	66 287	2 328	76 300
7418200000	Sanitary ware and parts thereof	15 363	184 768	171 796	1 742 349
7419100000	Chain and parts thereof of copper	5 485	128 323	22 357	444 301
7419910010	Fittings for fire hoses, of copper	21	21 272	121	426 949
7419910020	Reservoirs, tanks, vats and similarcontainers not fitted of copper	180	6 104	1 592	82 488
7419910030	Electroplating anodes,machine beltfastener, fittings for ships/oth	20 012	146 355	161 519	1 059 841
7419910090	Oth table, kitchen,cast, moulded, stamped / forged but not further	63 137	707 407	1 655 056	23 197 007
7419993100	Colth grill and netting of copper wirefor machinery	1 479	101 020	32 768	870 154
7419993900	Grill and netting of copper wire clothsuitable for making mosquito	3 296	34 297	21 635	149 041
7419994000	Other grill and netting of copperwire springs	13 033	288 554	142 075	1 520 971
7419995000	Other grill and netting of copper wirecigarette cases or boxes and	69	162	28 071	46 519
7419996000	Cooking/heating apparatus, oth than ofa kind used for domestic p	0	44	0	3 477
7419997000	Articles specially designed foruse during religious rites	0	1 605	0	4 614
7419999010	Electroplating anodes,machine beltfastener,fitting for ships,for fire	8 284	243 237	96 521	1 597 597
7419999020	Similar containers not fitted with mech./terminal equip. of a cap.of	88 367	102 710	325 694	898 959
7419999090	Other articles of non copper	68 707	363 291	202 759	3 786 650
7501200000	Nickel oxide sinters&oth intermediateproducts of nickel metallurg	0	50	0	1 468
7502100000	Unwrought nickel, not alloyed	53 880	246 899	989 312	3 991 620
7502200000	Unwrought nickel alloys	0	30 905	0	309 468
7504000000	Nickel powders and flakes	3 111	46 655	46 404	606 878
7505110000	Bars, rods and profiles of nickel,not alloyed	34 882	55 107	31 335	248 618
7505120000	Bars, rods & profiles of nickel alloys	7 845	69 675	318 754	2 389 156
7505210000	Wire of nickel, not alloyed	10 936	56 548	128 533	1 112 042
7505220000	Wire of nickel alloys	14 066	172 421	173 244	2 473 859
7506100000	Nickel plates, sheets, strip&foil ofnickel, not alloyed	91	19 893	9 150	610 250
7506200000	Nickel plates, sheets, strip and foil ofnickel alloys	17 071	1 329 455	359 505	10 201 892
7507110000	Tubes and pipes of nickel, not alloyed	0	14 029	0	1 378 273
7507120000	Tubes and pipes of nickel alloys	128	4 175	5 122	341 326
7507200000	Tube or pipe fittings	6 666	76 736	98 218	707 980
7508100000	Cloth, grill and netting, of nickel wire	0	14 586	0	461 383
7508903000	Bolts and nuts of non nickel	3 568	28 990	11 820	166 939
7508904000	Other articles suitable for use inbuilding of non nickel	5	52 045	1 927	117 752
7508905000	Electroplating anodes,wrought orun-wrought, including those pro	140	1 423	3 955	99 898
7508909010	Screens for printing machines	4 882	275 682	97 130	3 271 214
7508909090	Other articles of nickel	13 503	51 683	118 798	1 285 409
7601100000	Unwrought aluminium, not alloyed	18 921 392	175 116 778	39 377 565	383 699 211
7601200000	Unwrought aluminium alloys	9 121 615	126 631 950	20 912 420	302 421 387
7602000000	Aluminium waste and scrap	2 152 704	26 899 638	3 643 603	46 904 935
7603100000	Aluminium powders of non lamellarstructure	55 280	705 564	225 502	2 198 125
7603200010	Aluminium flakes of lamellar structure	9 003	15 044	41 783	89 172
7603200020	Aluminium powders of lamellar structure	22 673	206 527	194 769	1 375 900
7604101000	Aluminium bars and rods not alloyed	71 509	975 020	745 692	9 245 050
7604109010	Profiles suitable for use as heat sinkwith cross-sect.dimention <17	7 042	38 917	86 257	956 338
7604109090	Oth Aluminium profiles suitable for useas heat sink	546 782	3 129 762	1 105 627	7 864 332
7604211000	Perforated tube profile for evaporatorcoils of mtr vehicle ac mach	304	566 542	6 742	1 267 867
7604219000	Oth hollow profiles of aluminium alloys	364 796	3 563 309	1 470 775	11 639 632
7604291000	Extruded bars and rods not surfacetreated	121 621	695 765	344 996	2 290 465
7604293000	Y-shaped profiles for zip fasteners, incoils of non aluminium alloys	2 097	26 457	26 045	441 059
7604299000	Other extruded bars, rods and profilesof non aluminium alloys	210 040	2 575 054	3 873 594	32 645 007
7605110000	Alum. wire of not alloyed which the max.cross-sect'l dim.exceeds :	65 822	234 238	349 327	1 080 757

**I.3. IMPOR MENURUT KOMODITI / IMPORT BY HS COMMODITY**  
**\*\*\* AGUSTUS/AUGUST 2012 \*\*\***

HS	Uraian Komoditi Commodity Description	Berat Bersih / Net Weight (Kg)		Nilai / Value C.I.F (US\$)	
		Bulan ini Current Month	Kumulatif Cum.Jan. to date	Bulan ini Current Month	Kumulatif Cum.Jan. to date
7605191000	Aluminium wire of not alloyed with a diameter < 0.0508 mm	923	14 198	9 062	118 100
7605199000	Other aluminium wire of non aluminium not alloyed	129 851	2 299 235	528 030	6 521 996
7605210000	Alum. wire of aluminium alloys which the max. cross-section dimension	31 072	166 451	118 814	660 173
7605290000	Aluminium wire of non aluminium alloys with a diameter not exceeding	14 620	398 520	49 848	2 260 185
7606111000	Aluminium plates, sheets & strip of plain or figured by rolling of thick	41 726	308 554	1 412 109	14 788 519
7606119000	Other aluminium plates, sheets & strip of plain or figured by rolling of thick	2 456 722	24 730 079	6 399 891	68 918 861
7606121000	Aluminium alloys can stock including end stock & tab stock in coils	23 802	545 747	929 674	5 385 703
7606122000	Aluminium plates, not sensitised or kind used in the printing industry	28 685	302 560	29 758	937 465
7606123100	Sheets of aluminium alloy 5082, 5182, < 1 mm with incoils	86 059	1 057 265	382 826	4 811 540
7606123910	Sheets of aluminium grade sheet/coil alloy HA 1052 hardness temper	579 199	4 362 409	1 110 158	8 225 081
7606123990	Other aluminium sheet/coil not exceeding 1,000 mm in width	3 269 324	28 491 102	11 390 979	102 871 175
7606129000	Other plain or figured by roll./press. but not surface treated of non alum	718 725	11 171 437	6 255 235	55 394 476
7606910000	Other alum. not alloyed, plain or figured by rolling/pressing not surface	119 081	3 131 083	422 334	9 667 343
7606920000	Other aluminium alloyed, plain or figured by rolling/pressing not surface	252 053	5 802 038	606 295	7 804 668
7607110000	Aluminium foil not backed, rolled but not further worked	484 167	7 489 931	1 753 064	29 272 926
7607190000	Other aluminium foil alloy not rolled but not worked	237 886	3 005 282	1 706 567	25 063 864
7607200000	Aluminium foil backed	353 759	3 222 352	2 002 331	17 481 690
7608100000	Aluminium tubes and pipes of aluminium, not alloyed	28 959	781 535	183 104	3 045 819
7608200000	Aluminium tubes and pipes of aluminium alloys	143 167	1 321 560	601 182	6 460 943
7609000000	Aluminium tube or pipe fittings (for example, coupling, elbows, sleeves)	100 623	756 536	1 026 260	8 033 966
7610100000	Alum. structures for doors, windows & their frames and thresholds	114 738	1 167 447	318 805	3 339 151
7610902000	Other aluminium structures internal/external floating roofs for storage	229	5 314	8 305	113 725
7610909000	Other alum. structures for bridges and bridge section, towers, lattice r	2 845 118	11 662 014	1 254 505	16 802 172
7611000000	Aluminium reservoirs, tanks, vats and similar containers for any material	774	121 596	35 041	816 676
7612100000	Aluminium collapsible tubular containers	13 355	110 720	207 949	1 348 483
7612901000	Aluminium casks, drums, cans, boxes and seamless containers for filling	1 982	9 206	16 878	53 892
7612909000	Other aluminium casks, drums, cans, boxes & containers, for any material	587 089	4 834 602	2 785 070	26 682 462
7613000000	Aluminium containers for compressed or liquified gas	31 468	300 784	988 258	3 602 167
7614101100	With steel core cables of a diameter not < 25.3 mm	77 275	4 403 244	176 326	10 401 870
7614101200	With steel core cables of a diameter > 25.3 mm but < 28.28 mm	0	13 533	0	38 196
7614101900	Other cable with steel core	6 977	306 157	53 691	1 449 064
7614109000	Other stranded wire without steel core	12 583	348 386	1 358 650	2 042 391
7614901100	Cables without steel core of a diameter < 25.3 mm	1 190	13 477	1 828	422 901
7614901200	Cables without steel core of a diameter > 25.3 mm but < 28.28 mm	0	2 382	0	1 970
7614901900	Other cable without steel core	569	220 231	41 786	895 967
7614909000	Other stranded wire without steel core	20 848	540 496	60 373	2 257 700
7615101000	Pot scourers and scouring or polishing pads, gloves and the like of	14 934	112 431	31 132	320 173
7615109000	Other table, kitchen or household articles & parts thereof of aluminium	193 603	3 231 591	664 359	12 751 979
7615202000	Bedpans, urinals (portable type) and chamber pots	48	6 006	3 105	80 849
7615209000	Other sanitary ware and parts thereof of aluminium	35 297	345 182	180 937	1 227 180
7616101000	Nails of aluminium	29 216	231 584	25 950	307 810
7616102000	Staples and hooks of aluminium	36 045	216 671	165 931	1 585 076
7616109000	Tacks, rivets, cotters, cotter pins and washers of aluminium	135 846	1 358 208	1 782 185	16 986 532
7616910000	Other cloth, grill, netting and fencing, of aluminium wire	7 206	495 665	45 135	695 775
7616992000	Ferrules for use in the manufacture of pencils	7 695	57 013	34 408	432 928
7616993000	Alum. slugs, round, of such dimension that the thickness > one tenth of the d	167 896	1 578 335	419 480	3 880 493
7616994000	Bobbins, spools, reels and similar supports for textile yarn	12 576	297 159	56 567	1 089 310
7616996000	Latex spouts and latex cups	2 200	3 785	2 171	30 794
7616999110	Venetian blinds	594	28 728	22 839	247 019
7616999190	Other Venetian blinds	11 023	382 620	43 401	1 397 347
7616999200	Expanded metal	156	48 662	4 636	161 033
7616999900	Other expanded metal	290 912	3 352 879	1 700 459	13 926 484
7801100000	Unwrought refined lead	6 877 620	37 619 613	13 788 192	79 860 898
7801910000	Unrefined lead containing by weight antimony as the principal other	596 081	11 031 446	1 153 468	22 043 496
7801990000	Unrefined lead containing by weight antimony not as the principal	461 224	8 990 077	1 029 098	20 194 612
7804110000	Lead sheets, strip and foil of a thickness < 0,2 mm	74	2 929	6 656	55 306
7804190010	Lead embossed, cut to shape, perforated, coated, printed, backed, reinforced	5 053	90 606	166 233	2 161 783
7804190090	Other lead waste & scrap, plates, sheets, strip and foil, lead powder &	661	324 436	8 081	858 234
7804200000	Lead powders and flakes	1 018	4 065	14 478	53 259
7806002000	Lead bars, rods, profiles and wire	164	61 100	10 569	304 152
7806003000	Lead tubes, pipes and tube or pipe fittings	3 426	427 039	31 389	1 317 398
7806009010	Lead wool, washers, electro-plating anodes	0	782	0	14 788
7806009090	Other articles of lead	13 299	363 062	111 025	748 892
7901110000	Zinc not alloyed containing by weight 99.99% or more of zinc	6 364 155	55 617 729	12 527 036	115 568 690
7901120000	Zinc not alloyed containing by weight < 99.99% of zinc	1 804 764	24 857 685	3 519 359	51 621 248
7901200000	Zinc alloys	714 917	10 239 152	1 526 821	23 014 558
7903100000	Zinc dust	116 816	981 192	301 313	2 607 784
7903900000	Zinc powders and flakes	81 542	1 110 749	281 310	3 777 678
7904000000	Zinc wire, bars, rods, profiles and wire	11 119	162 786	200 237	1 098 963
7905003000	Zinc foil of a thickness < 0.25 mm	42	7 730	1 133	34 179
7905009000	Zinc plates, sheets, strip and foil > 0.25 mm	997 761	2 277 332	709 350	2 620 657

**I.3. IMPOR MENURUT KOMODITI / IMPORT BY HS COMMODITY**  
**\*\*\* AGUSTUS/AUGUST 2012 \*\*\***

HS	Uraian Komoditi Commodity Description	Berat Bersih / Net Weight (Kg)		Nilai / Value C.I.F (US\$)	
		Bulan ini Current Month	Kumulatif Cum.Jan. to date	Bulan ini Current Month	Kumulatif Cum.Jan. to date
7907003000	Gutters, roof capping, skylight frames & oth fabricated building cor	28 712	2 872 750	31 892	3 453 654
7907004000	Zinc tubes, pipes, tube, pipe fittings(for cuoplings, elbows, sleeves)	11 550	290 780	96 502	2 580 732
7907009100	Other cigarette cases or boxes ashtrays	3	3 113	94	4 419
7907009200	Other household articles	29	27 706	84	50 976
7907009910	Elec.plating anodes, stencil plates, nail, tackses, nuts, bolt, screws, & si	73 527	1 436 069	252 476	4 211 002
7907009990	Oth articles of zinc	286 121	2 088 990	724 142	4 296 721
8001100000	Unwrought tin, not alloyed	2 114	72 353	23 098	788 099
8001200000	Unwrought tin alloys	20 574	144 616	617 613	4 012 255
8002000000	Unwrought tin waste and scrap	1	1	143	143
8003001000	Tin bars, rods, profiles and wiresoldering	19 052	101 538	329 512	2 882 411
8003009000	Tin bars, rods, profiles and wirenot soldering	70 274	561 018	1 370 250	9 544 561
8007002000	Other articles of tin, plates, sheets and strip thickness > 0,2 mm	113 341	933 188	379 074	3 026 633
8007003000	Tin-foil (whether or not printed or backpaper, etc), thick < 0,2 mm, f	0	2 421	0	70 302
8007004000	Tin-Tubbes, pipes & tube/pipe fitting (for example, couplings, elbows	490	12 285	10 080	62 215
8007009100	Cigarette cases and boxes, ashtrays of tin	0	160	0	30 492
8007009200	Other household articles of tin	0	899	0	3 350
8007009990	Other articles of tin	16 626	150 997	45 361	506 606
8101100000	Tungsten (wolfram) powders	35	10 988	5 809	507 689
8101940000	Unwrought tungsten, including bars and rods obtained simply by si	123	4 023	15 444	396 169
8101960000	Tungsten wire	2 296	59 199	130 947	1 977 473
8101991000	Tungsten bar & rods, oth than those obtained by sintering, profiles	2	1 189	3 840	133 270
8101999000	Other articles of tungstens thereof including waste & scrap	1 293	10 229	39 436	474 125
8102100000	Molybdenum powders	651	4 384	7 321	114 848
8102950000	Molybdenum bar & rods, o. than those obt'd simp. by sintering, profil	56	69	524	2 004
8102960000	Molybdenum wire	656	27 736	26 925	524 670
8102990000	Other molybdenum	4	2 267	776	31 227
8103200000	Unwrought tantalum, including bars and rods obt'd simp. by sinteri	21 884	254 442	7 130 882	53 518 930
8103900000	Other tantalum	0	12	0	70
8104110000	Magnesium containing at least 99.8 % by weight of magnesium	74 521	1 922 307	243 316	5 834 988
8104190000	Other unwrought magnesium	9 316	40 886	30 448	107 870
8104300000	Magnesium raspings, turnings & granules, graded according to size;	15 135	37 562	94 052	317 683
8104900000	Other magnesium	7 583	97 901	27 496	690 550
8105201000	Unwrought cobalt	58	5 708	9 208	201 762
8105209000	Mattes cobalt; cobalt powders	2 031	22 478	51 926	628 066
8105900000	Other cobalt mattes	703	4 809	124 314	532 208
8106009000	Other bismut and articles thereof	800	3 271	23 520	98 336
8107200000	Unwrought cadmium, powders	0	9	0	846
8107900000	Other cadmium and articles thereof	0	114	0	2 055
8108200000	Unwrought titanium powders	0	6 280	0	76 634
8108300000	Titanium waste and scrap	0	11	0	74
8108900000	Other titanium and articles thereof	5 919	405 236	266 799	12 555 244
8109200000	Unwrought zirconium powders	4 915	35 802	9 262	46 794
8109900000	Other zirconium and articles thereof	544	29 045	3 000	96 504
8110100000	Unwrought antimony powders	0	336 632	0	4 468 261
8110900000	Other antimony and articles thereof	0	44 698	0	394 410
8111000000	Manganese and articles thereof, including waste and scrap	8 776	45 958	35 501	178 425
8112120000	Unwrought beryllium powders	0	13 091	0	44 401
8112190000	Other beryllium and articles thereof	0	19 023	0	590 016
8112210000	Unwrought chromium powders	8 673	27 564	126 760	407 925
8112290000	Other Chromium and articles thereof	0	29 214	0	125 546
8112990000	Other thallium and articles thereof	0	37	0	2 354
8113000000	Cermets and articles thereof, including waste and scrap	0	2 958	0	5 039
8201100000	Hand tools spades and shovels	11 537	94 320	4 369	85 986
8201301000	Hoes (mammooties) and rakes	0	49 287	0	20 723
8201309000	Mattocks and picks	3 950	12 282	1 178	22 400
8201400000	Axes, bill hooks and similar hewing tools	0	31 151	0	29 926
8201500000	Secateurs & similar one-handed pruners and shears (including poul	3 845	71 363	7 338	133 475
8201600000	Hedge shears, two-handed pruning shears and similar two handed s	0	2	0	7
8201900000	Other hand tools of a kind used in agriculture, horticulture or fores	709	16 026	16 004	104 061
8202100000	Hand saws	159 140	1 458 273	227 321	2 046 968
8202201000	Band saw blades	1 120	93 143	22 515	400 841
8202209000	Sparepart band saw blades	82 138	720 502	334 034	2 882 850
8202311000	Circular saw blades with working part of steel	3	4 113	80	33 249
8202319000	Sparepart circular saw blades with working part of steel	16 745	176 603	109 649	1 257 128
8202390000	Other circular saw blades including parts	15 311	465 626	80 713	1 752 888
8202400000	Chain saw blades	66 812	477 690	123 979	1 310 630
8202910000	Straight saw blades for working metal	5 864	44 773	30 658	286 690
8202991000	Straight saw blades	2 987	44 667	65 267	505 241
8202999000	Other saw blades	66 445	650 844	237 650	2 114 508
8203100000	Files, rasps and similar tools	75 332	514 398	129 703	1 084 151
8203200000	Pliers (including cutting pliers), pincers, tweezers and similar tools	236 701	3 071 269	584 854	5 778 204

**I.3. IMPOR MENURUT KOMODITI / IMPORT BY HS COMMODITY**  
**\*\*\* AGUSTUS/AUGUST 2012 \*\*\***

HS	Uraian Komoditi Commodity Description	Berat Bersih / Net Weight (Kg)		Nilai / Value C.I.F (US\$)	
		Bulan ini Current Month	Kumulatif Cum.Jan. to date	Bulan ini Current Month	Kumulatif Cum.Jan. to date
8203300000	Metal cutting shears and similar tools	24 503	493 612	177 863	1 657 787
8203400000	Pipe-cutters, bolt croppers, perforating punches, and similar tools	47 062	422 330	298 888	1 693 140
8204110000	Hand operated spanners and wrenches non adjustable	211 508	4 135 361	658 585	8 255 165
8204120000	Hand operated spanners and wrenches adjustable	147 255	1 995 429	1 535 687	6 295 672
8204200000	Interchangeable spanner sockets, with or without handles	57 585	1 710 299	353 539	4 029 774
8205100000	Drilling, threading or tapping tools	36 109	1 291 022	228 814	4 945 641
8205200000	Hammers and sledge hammers	292 652	3 722 199	341 324	4 598 582
8205300000	Planes, chisels, gouges and similar cutting tools for working wood	148 451	1 258 458	444 427	1 836 540
8205400000	Screwdrivers	172 519	2 015 286	444 671	3 988 928
8205511000	Flat irons	36	7 090	1 433	20 558
8205519000	Other household tools	9 909	112 033	102 648	679 626
8205590000	Other hand tools, other than household tools	241 761	2 811 153	1 211 201	11 563 180
8205600000	Blow lamps	823	21 217	5 632	49 668
8205700000	Vices, clamps and the like	99 662	1 660 381	596 074	7 808 490
8205900000	Other including sets of articles of two or more subheadings of this chapter	82 516	819 248	548 665	4 586 744
8206000000	Tools of two or more of the headings 82.02 to 82.05 put up in sets for	63 224	1 031 696	737 708	7 964 200
8207130000	Rock drilling or earth boring tools with working part of cermet	14 405	119 780	435 204	4 128 328
8207190000	Other rock drilling / earth boring tools, including parts	141 065	895 124	6 661 723	48 363 507
8207200000	Dies for drawing or extruding metal	259 666	896 052	4 369 285	21 979 844
8207300000	Tools for pressing, stamping or punching	947 311	5 502 540	12 343 408	92 822 843
8207400000	Tools for tapping or threading	20 671	302 641	511 598	7 208 305
8207500000	Tools for drilling, other than for rock drilling	105 121	1 001 650	961 150	11 439 562
8207600000	Tools for boring or broaching	41 065	103 933	756 253	3 124 924
8207700000	Tools for milling	24 726	215 331	664 944	5 766 074
8207800000	Tools for turning	7 380	255 770	712 564	6 451 257
8207900000	Other interchangeable tools	204 506	1 735 183	4 319 920	33 020 171
8208100000	Knives and cutting blades for metalworking	15 066	170 726	470 124	6 327 957
8208200000	Knives and cutting blades for woodworking	92 772	899 471	761 104	6 204 016
8208300000	Knives & cutting blades for kitchen appliances / for mach. used by the food	222	50 052	5 366	766 188
8208400000	Knives & cutting blades for agricultural, horticultural or forestry machines	2 011	57 851	16 990	346 656
8208900000	Other knives and cutting blades for machines or for mechanical appliances	199 793	1 468 147	1 902 739	15 844 620
8209000000	Plates, sticks, tips and the like for tools	21 233	564 962	773 264	11 037 592
8210000000	Hand-operated mechanical appliances, weighing	94 950	744 864	94 706	857 916
8211100000	Knives with cutting blades, serrated or not and sets of assorted articles	314	76 418	4 351	251 389
8211910000	Table knives having fixed blades	40 954	313 574	90 661	980 396
8211925000	Knives, fixed blades, handle of base metal for agricultural, horticultural	1 383	15 693	58 209	348 012
8211929010	Flick/spring knives, hunting, diving & scouts knives, penknives, blades	701	17 441	1 026	102 735
8211929090	Other knives having fixed blades with handle of base metal	22 857	117 305	82 159	401 663
8211932010	Knives, other than fixed blades, with handle of base metal, for agricultural	159	1 764	170	3 216
8211932090	Knives, other than fixed blades, handle other than metal, for agricultural	58	7 273	2 779	14 423
8211939000	Knives having other than fixed blades with handle of base metal	601	28 136	3 899	86 924
8211941000	Blades for knife of kind used for agriculture, horticulture/forestry	142	3 569	3 377	49 911
8211949000	Blades with handle of base metal	6 078	156 313	39 026	511 620
8211950000	Knives with handles of base metal	11 998	76 131	44 104	481 629
8212100000	Razors	82 988	466 775	1 629 664	6 355 724
8212201000	Safety razor blades with double-edged razor blades	12 912	354 273	19 828	5 257 984
8212209000	Other razors and razor blades including razor blade blanks in strips	19 214	420 288	311 426	4 714 065
8212900000	Other parts of razors and razor blades	1 499	57 550	19 694	165 520
8213000000	Scissors, tailors' shears and similar shears and blades thereof	140 371	1 327 422	209 052	2 228 372
8214100000	Pruning knives, loppers, erasing knives, pencil sharpeners and blades	59 950	1 017 853	116 687	1 972 743
8214200000	Manicure or pedicure sets and instruments including nail files	65 514	450 812	148 261	892 470
8214900000	Other articles of cutlery	96 169	750 302	159 494	1 398 869
8215100000	Spoons, forks, ladles, skimmer, cake server & fish knives sets of assorted	1 844	16 555	3 742	29 363
8215200000	Similar kitchen and tableware, other sets of assorted articles	81 483	691 971	185 178	1 379 138
8215910000	Similar kitchen and tableware plated with precious metal	0	10 961	0	53 901
8215990000	Other similar kitchen and tableware	354 768	4 131 330	601 976	7 275 123
8301100000	Padlocks	298 516	3 655 200	642 615	6 041 508
8301200000	Locks of a kind used for motor vehicles	192 202	1 915 974	2 447 082	22 220 154
8301300000	Locks of a kind used for furniture	326 260	3 371 897	411 826	4 621 332
8301401000	Handcuffs	1 053	34 755	9 338	233 661
8301409000	Other padlocks and locks	529 818	8 410 112	1 048 912	14 646 117
8301500000	Clasps and frames with clasps, incorporating locks	7 819	95 755	120 821	1 250 027
8301600000	Parts of padlocks and locks	342 586	3 323 877	2 538 622	22 734 703
8301700000	Keys presented separately	26 287	261 077	380 779	2 823 603
8302100000	Hinges	1 269 971	12 707 137	1 521 009	16 648 336
8302201000	Castors of a diameter > 100 mm but < 250 mm	10 498	264 713	12 317	337 707
8302209000	Other base metal mountings, fitting & similar articles	205 169	2 762 193	373 943	4 053 102
8302301000	Hasps	48 290	601 931	672 919	7 824 435
8302309000	Other mountings, fittings and similar articles suitable for motor vehicles	245 353	4 735 479	2 852 516	33 763 310
8302413100	Hasps suitable for building	51 441	1 363 856	64 506	1 286 555
8302413900	Bolts, hooks, eyes and staples suitable for building	86 168	723 623	118 725	1 242 016

**I.3. IMPOR MENURUT KOMODITI / IMPORT BY HS COMMODITY**  
**\*\*\* AGUSTUS/AUGUST 2012 \*\*\***

HS	Uraian Komoditi Commodity Description	Berat Bersih / Net Weight (Kg)		Nilai / Value C.I.F (US\$)	
		Bulan ini Current Month	Kumulatif Cum.Jan. to date	Bulan ini Current Month	Kumulatif Cum.Jan. to date
8302419000	Other mounting suitable for building	856 577	8 040 504	1 542 713	15 961 638
8302422000	Hasps suitable for furniture	2 303	145 174	9 016	356 064
8302429000	Bolts suitable for furniture	1 484 342	15 279 932	2 244 973	27 650 682
8302491000	Mounting of a kind suitable for saddlery	1 863	27 611	23 425	248 939
8302499100	Hasps	6 536	93 583	62 350	528 379
8302499900	Other mounting ; oth than of a kindsuitable for saddlery	242 733	2 912 147	556 483	4 642 331
8302500000	Hat-racks,hat-pegs, brackets and similar fixtures	65 610	1 152 604	566 636	7 255 219
8302600000	Automatic door closers	51 089	774 324	190 096	3 521 513
8303000000	Armoured/reinforced safes,strong-boxesand doors and safe depos	307 653	3 243 518	766 223	6 446 318
8304001000	Filing cabinets or card-index cabinets	56 280	528 088	188 142	1 268 419
8304009100	Other similar office or desk equipmentof aluminium	2 369	46 222	45 658	275 046
8304009900	Other office or desk equipment of copperor of lead	175 223	2 314 784	650 091	11 788 882
8305101000	Fittings for double loop wire binders	36 565	421 592	100 473	1 099 081
8305109000	Fittings for loose-leaf binders or filesoth than double loop wire bin	213 723	1 725 831	595 024	3 970 095
8305201000	Staples in strips of a kind for officeuse	76 205	650 514	78 163	979 518
8305202000	Other staples in strips of iron or steel	5 700	191 113	18 893	480 421
8305209000	Other fitting for loose leaf binders orfiles for staples in strips	107 582	1 153 328	184 714	2 086 010
8305901000	Letter coners, paper clips, indexingtags office articles	26 307	137 348	64 558	398 107
8305909000	Other including parts	155 873	1 597 432	366 224	4 950 496
8306101000	Bells for cycles	865	45 661	2 944	92 901
8306102000	Bells, gongs and the like, of copper	59	951	107	14 904
8306109000	Bells, gongs and the like, oth than ofcopper	11 496	24 449	56 857	122 613
8306210000	Statuetes and other ornamen plated withprecious metal	137	685	5 796	42 923
8306291000	Statuetes and other ornamen, of copperor lead	0	3 170	0	14 313
8306292000	Statuetes and other ornamen, of nickel	0	522	0	6 181
8306299000	Other statuetes and other ornamen	20 408	113 286	52 138	356 832
8306301000	Photograph, picture or similar frames;mirrors : of copper	0	8 415	0	32 410
8306309100	Metalic mirrors reflecting trafficviews at road interstions/sharp co	0	5 693	0	36 238
8306309900	Oth metalic mirrors reflecting trafficviews at road interstions/shar	29 181	259 567	78 895	903 174
8307100000	Flexible tubing of base metal,withor without fitting of iron/steel	254 380	2 686 028	1 829 052	16 785 841
8307900000	Flexible tubing of base metal,withor without fitting of other base r	4 555	298 673	70 910	2 216 300
8308100000	Hooks, eyes and eyelets of base metal	231 341	2 828 165	2 346 265	27 065 422
8308200000	Tubular or bifurcated rivets of basemetal	10 508	265 276	184 634	3 401 057
8308901000	Including parts with beads of a kindused for travel goods	24 563	359 115	494 913	4 134 139
8308909010	Including parts with spangles of a kindused for clothing	168	7 450	14 367	110 229
8308909090	Claps, frames with claps, buckles,buckle-claps of base metal	214 256	2 661 803	2 165 095	21 655 948
8309100000	Crown corks, of base metal	5 409	104 676	23 360	598 446
8309901000	Capsules for bottles, of base metal	7 027	39 410	57 444	362 745
8309902000	Top ends of alum. Cans, of base metal	366 894	3 385 779	2 381 181	17 560 862
8309906000	Aerosol can ends, of basemetal	7 618	90 451	52 769	621 370
8309907000	Other caps for cans, of base metal	229 265	2 455 640	614 514	7 517 100
8309908100	Bottle and screw caps, of aluminium	0	20 018	0	224 292
8309908900	Seals & other packing accessoriesof aluminium	19 443	537 161	139 176	4 514 072
8309909100	Other of bottle and screw caps	252	18 458	1 726	143 665
8309909910	Bungs for metal drums; bung covers;seals;case corner protectors	7 069	135 197	111 022	1 053 993
8309909990	Threaded bungs for aluminiumcovers; seals;case corner protector:	46 184	696 712	410 640	4 901 887
8310000000	Plates; Sign , name, add & similar,numb,letter, of base metal, excl	21 621	277 589	385 517	2 994 182
8311100010	Coated electrodes of base metal,for electric arc-welding : In rolls	119 255	5 869 136	368 175	12 279 582
8311100090	Coated electrodes of base metal,for electric arc-welding. In oth th:	1 901 471	19 056 196	5 061 464	40 905 605
8311202010	Cored wire of alloy stell,cont by weight4,5% / carbon / chromium,	218 509	2 822 598	371 019	4 571 262
8311202090	Cored wire of alloy stell,cont by weight4,5% / carbon / chromium,	21 848	651 632	45 911	1 985 154
8311209010	Part Core wire of alloy stell,contweight4,5% / carbon / chrom, in r	295 585	1 744 906	738 100	3 884 045
8311209090	Part Cored wire of alloy stell,contweight4,5% /carbon/chrom, in r	198 776	1 793 744	400 474	3 388 971
8311302010	Coat rod & Cored wire of alloy stell,cont weight 4,5% /carbon/chrc	145 486	2 463 804	306 068	5 463 147
8311302090	Coat rod & Core wire of alloy stell,contweight 4,5% / carbon / chrc	113 009	1 323 760	320 154	3 288 862
8311309010	Part coat rod & Cor wire of alloy stell,cont weight 4,5% / carbon/cl	338 482	3 040 427	774 776	7 684 876
8311309090	Part coat rod & Cor wire of alloy stell,cont weight 4,5% /carbon/cl	100 897	2 459 641	766 312	9 520 042
8311900000	Coated wire / cored with flux materialof kind used for soldering &	976 825	6 223 914	1 064 048	9 472 323
8401100000	Nuclear reactors	0	14 800	0	156 862
8401200000	Machinery & apparatus for isotopicseparation & parts thereof	0	6 162	0	103 436
8401300000	Fuel elements (cartridges),non-irradiated	1 303	3 973	36 634	84 537
8401400000	Parts of nuclear reactors	0	2	0	1
8402111000	Watertube boiler with steam production> 45 t/ h with electrical op	221 172	4 178 882	1 358 252	16 123 451
8402112000	Watertube boiler with steam production> 45 t/ h with not electric	227 406	2 190 030	877 580	11 360 808
8402121100	Watertube boilers elect. with a steam15 tons <= steam prod.< 45t	1 108 313	6 198 860	3 051 298	27 034 803
8402121900	Watertube boilers electric with a steamprod < 15 tons /hours	206 375	2 403 254	405 078	9 251 153
8402122100	Watertube boilers not elect. with steam15 tons <= steam prod.< 4	35 376	35 376	243 181	243 181
8402122900	Watertube boilers not elect with steamprod < 15 tons /hours	905	2 937 382	1 750	6 054 351
8402191100	Hybrid boilers with a steam production> 15t/ hour with electricall	7 546	277 827	26 000	2 568 516
8402191900	Hybrid boilers with a steam production< 15t/ hour with electricall	547 856	4 894 488	2 140 266	11 225 150
8402192100	Hybrid boilers not elect with a steamproduction exceeding 15t/ hc	505 373	881 672	1 377 844	2 154 266

**I.3. IMPOR MENURUT KOMODITI / IMPORT BY HS COMMODITY**  
**\*\*\* AGUSTUS/AUGUST 2012 \*\*\***

HS	Uraian Komoditi Commodity Description	Berat Bersih / Net Weight (Kg)		Nilai / Value C.I.F (US\$)	
		Bulan ini Current Month	Kumulatif Cum.Jan. to date	Bulan ini Current Month	Kumulatif Cum.Jan. to date
8402192900	Oth hybrid boiler not elect with a steamproduction not exceeding	486 818	1 989 032	1 045 172	3 433 309
8402201000	Electric super heated water boilerselectrically operated	0	362 830	0	966 824
8402202000	Electric super heated water boilerselectrically operated	0	213 994	0	2 680 473
8402901000	Part of boiler bodies or shells	401 245	3 780 256	2 782 986	18 847 807
8402909000	Oth than part of boiler bodies or shells	1 637 783	13 232 994	13 121 079	127 241 783
8403100000	Boilers of central heating boilersother than those of heading 84.02	717 368	3 689 947	2 408 053	16 665 231
8403901000	Boiler bodies or shells central heatingboilers oth than those of heading 84.03	51 104	96 634	219 886	300 938
8403909000	Oth Boiler bodies or shells central heatboilers oth than those of heading 84.03	432 722	1 842 278	1 792 304	6 711 312
8404101010	Soot remover (soot blowers) for usewith boilers of heading 84.02	17 369	404 349	119 128	2 396 046
8404101090	Economiser,super-heaters,gas revererswith boilers of heading 84.02	459 851	9 366 102	2 834 123	103 199 116
8404102000	Economiser,super-heaters,gas revererswith boilers of heading 84.02	12 506	259 052	32 360	772 733
8404200000	Condensers for steam or other vapourpower units	470 890	1 995 641	12 666 634	20 664 635
8404901100	Parts boiler bodies or shells of goodsof subheading 8404.10.10 :	0	152 464	0	3 567 037
8404901900	Part oth than boiler bodies or shells ofgoods of subheading 8404.10.10	1 006	147 294	4 768	1 428 895
8404902900	Part oth than boiler bodies or shellsof goods of subheading 8404.10.10	87 031	219 605	665 921	4 000 214
8404909000	Other parts of auxiliary machineryfor use with boilers	102 645	4 749 934	1 598 924	35 301 405
8405100000	Producer gas/water gas generators,with or without purifiers; acetylene generators	91 087	1 208 188	155 316	19 998 964
8405900000	Part of producer gas/water gas generat,with or without purifiers; and parts thereof	310 443	1 556 816	1 070 000	12 494 844
8406100000	Turbines for marine propulsion	103 430	483 478	676 500	5 426 687
8406810000	Turbines oth than marine propulsi of an output exceeding 40 MW	1 620 400	14 779 088	12 849 250	161 898 989
8406820000	Turbines oth than marine propulsi of an output not exceeding 40 MW	547 828	2 802 220	6 612 377	51 735 106
8406900000	Part of turbines for marine propulsi	81 497	7 599 686	2 927 518	80 732 264
8407100000	Spark ignition reciproc/rotary internalcombustion piston engines of power > 22.38 kw	10 875	21 465	2 277 332	12 924 086
8407211000	Outboard motors of a power < 22.38 kw	1 987	27 419	51 968	235 506
8407219000	Outboard motors of a power > 22.38 kw	160 806	1 152 978	4 367 553	28 077 762
8407292000	Other than outboard motorsof a power <= 22.38 kw	5 317	269 175	4 396	783 332
8407299010	Outboard motors of a power > 22.38 kw but not exceeding100 kw	6 920	109 714	4 386	188 477
8407299090	Outboard motors of a power > 100 kw	33 495	274 292	842 334	4 406 467
8407310000	Reciprocating piston engine of vichileof chapter 87 ,capacity <=50 cc	0	1 808	0	24 276
8407321100	Reciproc piston engine of vehicles ofheading 87.01 ,50cc< capacity	0	70 216	0	463 701
8407321200	Reciproc piston engine of vehicles ofheading 87.11 ,50cc< capacity	100 303	216 833	882 467	1 891 787
8407321900	Reciproc piston engine of vhl of head8701,8711 with capacity <= 110 cc	19 965	150 371	50 458	460 680
8407322100	Reciproc piston engine of vehicles ofheading 87.01 ,110cc>capacity	0	65	0	430
8407322200	Reciproc piston engine of vehicles ofheading 87.11 ,110cc> capacity	0	243 247	0	1 865 048
8407322900	Reciproc piston engine of vhl of head8701,8711 with >110 cc cap < 2500 cc	0	1 989	0	7 403
8407332000	Reciproc piston engine of vehicles ofhead 87.11 ,250cc> capacity < 3000 cc	543	1 571	5 550	19 470
8407339000	Reciproc piston engine of vehicles of8701,8711 with capacity <= 110 cc	0	10 289	0	108 047
8407344000	Fully assemb for pedestrian controllertractors with cyl cap < 1100 cc	0	32 754	0	797 453
8407345000	Fully assemb for oth vhl of heading8701 with cyl cap < 1100 cc	0	50	0	2 688
8407346000	Fully assemb for oth vhl of heading8711 with cyl cap < 1100 cc	2 506	32 624	37 474	409 034
8407347100	Fully assembled of a cylinder capacitynot exceeding 2000 cc	888 710	9 396 160	9 692 473	79 353 965
8407347200	Fully assembled of > 2000 cc a cylindercapacity < 3000 cc	11 230	120 707	190 486	2 189 013
8407347300	Fully assembled of a cylinder capacityexceeding 3000 cc	73 748	419 371	2 088 173	10 936 086
8407349100	Fully assembled for pedestriancontrolled tractors of cyl cap <1100 cc	0	5 039	0	87 468
8407349200	Fully assembled for other vehiclesof heading 8701	0	1	0	329
8407349300	Fully assembled for other vehiclesof heading 8711	16 697	61 570	51 600	1 623 478
8407349400	Fully assembled for oth vehicles ofcylinder capacity not exceeding 2000 cc	8 768	154 600	182 048	3 109 215
8407349500	Fully assembled for oth vehicles of> 2000 cc cylinder capacity < 3000 cc	0	263	0	9 078
8407349900	Fully assembled for oth vehicles ofcylinder capacity exceeding 3000 cc	1	81 830	161	1 592 746
8407901000	Other engines of a power notexceeding 18,65 kw	443 698	5 456 660	2 724 265	25 164 353
8407902000	Other engines of a power exceeding18,65 kw but not exceeding 22,38 kw	287	20 417	38 376	207 908
8407909000	Other engines of a powerexceeding 22,38 kw	66 783	919 318	363 894	3 779 336
8408101000	Marine propulsion engines,of a power not exceeding 22.38 kw	5 087	507 002	13 583	1 684 747
8408102000	Marine propulsion engines,of a powerexc 22.38 kw but not exc 100 kw	232 541	1 858 244	316 546	3 886 369
8408109010	Marine propulsion engines,of a powerexc 100 kw but not exc 750 kw	171 238	2 796 255	802 921	13 521 227
8408109090	Marine propulsion engines,of a powerexceeding 750 kw	386 384	2 214 236	8 775 490	48 031 976
8408201000	Fully assembled for vehiclesof subheading 8701.10	14 167	1 119 704	284 411	3 726 233
8408202100	Fully assembled for vehicles ofsubhd 8701.10 of cyl cap <2000 cc	375 010	3 327 592	1 044 793	5 953 736
8408202200	Fully assembled for vehicles ofsubhd 8701 of >2000 cc cyl cap <3500 cc	1 195 441	8 907 297	15 074 161	110 531 285
8408202310	Fully assembled for vehicles ofsubhd 8701.10 of cyl cap > 3500 cc	27 913	560 343	831 499	13 286 894
8408202320	Fully assembled for vehicles ofsubhd 8701.10 of cyl cap > 20000 cc	46 623	173 768	1 882 887	4 816 207
8408209300	Oth for vehicles of subheading 8701.10	0	181 074	0	4 408 747
8408209400	Oth for vehicles of subheading 8701.10 with cyl capacity < 2000 cc	654	8 585	1 074	11 318
8408209500	Oth for vehicles of subheading 8701.10 with > 2000 cc cyl capacity	159	1 157	4 313	28 540
8408209610	Oth for vehicles of subheading 8701.10 with > 3500 cc cyl capacity	1 425	13 873	38 738	136 464
8408209620	Oth for vehicles of subheading 8701.10 with cyl capacity > 20000 cc	58 436	795 084	1 342 445	12 513 076
8408901000	Other engines with power < 18,65 kw	415 173	7 682 651	953 049	12 018 359
8408905020	Other engines with power > 100 kw forrailway locomotives or tractors	0	3 530	0	39 539
8408905030	Other engines with power > 100 kw forheading 8429 or 8430	147 877	3 825 145	1 088 403	48 755 461
8408905090	Other engines with power > 100 kw forheading 8429 or 8430	245 221	3 326 824	2 595 812	29 971 155
8408909100	Egn of power exc 100 kw oth formachinery heading 8429 or 8430	196 170	1 051 666	3 591 515	17 588 008

**I.3. IMPOR MENURUT KOMODITI / IMPORT BY HS COMMODITY**  
**\*\*\* AGUSTUS/AUGUST 2012 \*\*\***

HS	Uraian Komoditi Commodity Description	Berat Bersih / Net Weight (Kg)		Nilai / Value C.I.F (US\$)	
		Bulan ini Current Month	Kumulatif Cum.Jan. to date	Bulan ini Current Month	Kumulatif Cum.Jan. to date
8408909910	Compression with diesel or semi-diesel of railway locomotive or tra	0	233	0	9 734
8408909990	Compressed with diesel or semi-diesel of railway locomotive or tra	135 004	14 415 479	1 146 297	20 565 118
8409100000	Parts suitable for use with the engine of heading 8407 or 8408 of a	3	3 225	1 115	836 921
8409911100	Combustion piston engine for machine of head 8429 or 8430 of carbure	13 739	118 979	885 750	3 344 026
8409911200	Combustion piston engine for machine of head 8429 or 8430 of cylinder	745	16 444	49 603	310 626
8409911300	Cylinder liners with internal diameter 50 mm <= 155 mm of head 8	1 020	17 742	61 323	398 727
8409911400	Other cylinder liners with internal diameter 50 mm <= 155 mm of head	2 126	67 030	45 264	890 913
8409911500	cylinder heads & head covers for machinery heading 8429 or 8430	4 583	76 334	140 830	1 979 476
8409911600	Pistons with an external diameter of 50 mm <= 155 mm of head 84	22 735	161 250	361 793	2 566 307
8409911700	Other pistons with an external diameter of 50 mm <= 155 mm of head	464 152	482 605	1 742 696	2 137 703
8409911800	Piston rings & gudgeon pins for machinery heading 8429 or 8430	2 396	36 015	32 426	482 955
8409911900	Other parts suitable for use with the engine machinery heading 8429	89 970	443 315	1 989 963	6 317 755
8409912100	Carburetors & parts thereof of vehicles of heading 8701	1 527	1 868	10 382	16 882
8409912200	Cylinder blocks for machinery heading 8701	634	13 602	28 617	123 624
8409912300	Cylinder liners with internal diameter 50 mm <= 155 mm of head in	0	6 376	0	17 364
8409912400	Other cylinder liners with internal diameter 50 mm <= 155 mm of head	23	4 013	2 872	70 747
8409912500	cylinder heads & head covers for machinery heading 8701	5 894	46 381	22 215	235 631
8409912600	Pistons with an external diameter of 50 mm <= 155 mm of heading	6	2 768	323	37 827
8409912700	Other pistons with an external diameter of 50 mm <= 155 mm of head	431	8 660	15 272	244 456
8409912800	Piston rings & gudgeon pins for machinery heading 8701	467	16 403	40 895	238 468
8409912900	Other parts suitable for use with the engine machinery of heading 87	151	64 023	7 416	264 724
8409913100	Carburetors & parts thereof of vehicles of heading 8711	109 473	1 550 248	3 911 966	68 583 409
8409913200	Cylinder blocks; crank cases for machinery of heading 8711	46 963	847 556	759 582	12 706 486
8409913400	Cylinder liners for machinery of heading 8711	33 706	305 060	140 348	1 599 904
8409913500	Cylinder heads & head covers for machinery of heading 8711	4 143	358 524	121 975	14 295 184
8409913700	Pistons for machinery of heading 8711	49 709	371 345	560 904	3 905 089
8409913800	Piston rings & gudgeon pins for machinery of heading 8711	11 010	121 144	592 685	5 428 933
8409913900	Other parts suitable for use with the engine for machinery of heading	218 549	2 025 698	5 622 860	58 306 186
8409914100	Carburetors & parts thereof of vehicles of heading 87	78 203	642 084	3 028 799	27 569 128
8409914200	Cylinder blocks; crank cases for machinery of heading 87	1 096 590	8 960 430	10 455 279	80 796 214
8409914300	Cylinder liners with internal diameter 50 mm <= 155 mm of head in	1 745	41 915	28 750	251 670
8409914400	Other cylinder liners with the engine for machinery of heading 87	101 531	686 841	825 390	6 232 810
8409914500	Cylinder heads & head covers for machinery of heading 87	6 321	206 878	74 510	2 556 449
8409914600	Pistons with an external diameter of 50 mm <= 155 mm of heading	55 921	462 479	705 791	5 884 343
8409914700	Other pistons with an external diameter of 50 mm <= 155 mm of head in	28 043	345 909	940 736	9 496 505
8409914800	Piston rings & gudgeon pins for machinery heading 87	22 633	199 805	1 657 655	14 406 987
8409914900	Other parts suitable for use with the engine for machinery of heading	956 125	8 064 719	14 409 096	125 343 201
8409915100	Cyl block, crank case, marine propulsion engine power <= 22.38 kw for vesse	168	92 184	8 497	1 504 919
8409915200	Cyl liners, power < 22,38 kw of diameter => 50 mm < 155 mm for vesse	76	10 232	1 515	51 833
8409915300	Other cyl liners, power < 22,38 kw for vessel of heading 89	48	9 006	353	37 555
8409915400	Pistons, power < 22,38 kw of diameter => 50 mm < 155 mm for vessel c	23 232	98 061	312 095	1 176 739
8409915500	Other pistons, power < 22,38 kw for vessel of heading 89	203	9 210	5 607	82 211
8409915900	Other suitable for use with the engine of power < 22,38 kw for vessel of he	29 864	369 122	452 795	3 968 542
8409916100	Cyl block, crank case, marine propulsion engine power > 22.38 kw for vesse	962	21 789	1 971	244 676
8409916200	Cyl liners, power > 22,38 kw of diameter => 50 mm < 155 mm for vesse	0	10	0	882
8409916300	Other cyl liners, power > 22,38 kw of diameter => 50 mm < 155 mm for ve	18 938	127 765	122 175	904 293
8409916400	Pistons, power > 22,38 kw of diameter => 50 mm < 155 mm for vessel c	20	3 586	1 811	11 385
8409916500	Other piston for marine propulsion engines of power > 22.38 kw	938	18 650	22 255	599 124
8409916900	Other parts suitable for use with the engine of power > 22,38 kw for vessel of he	25 522	897 021	19 962	824 594
8409917100	Carburetors & parts thereof of other engine	9 926	54 367	157 573	474 987
8409917200	Cylinder blocks for other engine	77 838	1 432 324	109 424	2 196 730
8409917300	Cyl liners for other engine with => 50 mm diameter < 155 mm	9 707	92 555	116 922	725 084
8409917400	Other cyl liners for other engine	20 052	359 247	31 475	825 475
8409917500	Cyl heads & head covers for other engine	719	70 589	4 002	897 227
8409917600	Pistons for other engine with => 50 mm diameter < 155 mm	450	339 361	1 532	2 340 849
8409917700	Other pistons for other engine	13 401	209 171	230 163	3 118 741
8409917800	Piston rings & gudgeon pins for other engine	801	18 267	8 449	94 451
8409917900	Other parts for engines	457 389	4 840 161	3 868 559	29 186 077
8409991100	Carburetors & parts thereof for engine of machinery of head 8429	1 520	9 249	54 548	334 729
8409991200	cylinder blocks for engine of machinery of heading 8429/8430	20 337	148 156	539 835	3 563 504
8409991300	Cyl liners for engine mach head 8429/8430 with => 50 mm diameter <	9	6 588	585	62 872
8409991400	Other cylinder liners for engine of machinery of head 8429/8430	24 875	251 046	676 408	6 854 591
8409991500	Cylinder head & head covers for engine of machinery of head 8429/	59 165	324 909	1 153 078	9 032 152
8409991600	Pistons for engine mach of head 8429/8430 with => 50 mm diameter <	245	6 276	1 986	102 618
8409991700	Other piston for engine of machinery of heading 8429/8430	19 599	77 380	365 328	1 796 634
8409991800	Piston rings & gudgeon pins for engine of machinery of head 8429	4 390	22 348	890 324	1 341 603
8409991900	Other engine of machinery of heading 8429 or 8430	32 675	548 696	1 443 783	8 044 374
8409992100	Carburetors & parts thereof for engine of vehicles of heading 8701	0	41 304	0	53 609
8409992200	Cylinder blocks for engine of vehicles of heading 8701	1 425	195 743	46 770	349 769
8409992300	Cyl liners for engine of vehicles of with => 50 mm diameter < 155 mm	3 181	19 085	11 823	105 766
8409992400	Other cylinder liners for engines of vehicles of heading 8701	53 523	109 168	103 797	217 562

**I.3. IMPOR MENURUT KOMODITI / IMPORT BY HS COMMODITY**  
**\*\*\* AGUSTUS/AUGUST 2012 \*\*\***

HS	Uraian Komoditi Commodity Description	Berat Bersih / Net Weight (Kg)		Nilai / Value C.I.F (US\$)	
		Bulan ini Current Month	Kumulatif Cum.Jan. to date	Bulan ini Current Month	Kumulatif Cum.Jan. to date
8409992500	Cyl heads & head covers forengines of vehicles of heading 8701	1 610	7 143	52 786	218 054
8409992600	Pistons for eng of vhl head 8701with =>50 mm diameter <155 mm	0	1 858	0	17 054
8409992700	Oth pistons for engines ofvehicles of heading 8701	69	2 741	5 547	12 914
8409992800	Pistons rings & gudgeon pins forengines of vehicles of heading 870	26	618	2 058	20 231
8409992900	Other for engines of vehicles of heading 8701	5 346	227 565	24 817	1 100 383
8409993100	Carburettors & parts there of for enginof vehicles of heading 8711	1	3 836	28	30 654
8409993200	Cylinder blocks; crank cases forengines of vehicles of heading 870	388	49 405	5 111	411 386
8409993300	Cylinder liners for enginesof vehicles of heading 8711	1 851	7 025	8 198	366 198
8409993400	Cyl heads & head covers forengines of vehicles of heading 8711	1	6 021	55	274 715
8409993500	Pistons for engines of vehiclesof heading 8711	809	10 080	14 549	384 289
8409993600	Pistons rings & gudgeon pins forengines of vehicles of heading 871	723	24 223	23 082	1 713 631
8409993900	Other for engines of vehiclesof heading 8711	30 095	332 007	933 881	9 998 767
8409994100	Carburettors & parts there of for enginof oth vehicles of chapter 8	195 321	1 667 141	2 721 932	24 368 357
8409994200	Cylinder blocks;crank case for enginesof oth vehicles of chapter 87	573 276	4 519 163	7 837 670	64 029 447
8409994300	Cyl liners for eng of oth vhl of chap 87with =>50 mm diameter <15	7 544	67 260	243 061	1 409 562
8409994400	Other cylinder liners for enginesof oth vehicles of heading 8701	27 182	178 216	114 324	845 792
8409994500	Cyl heads & head covers for enginesof oth vehicles of chapter 87	183 759	1 632 167	2 763 501	24 481 011
8409994600	Pistons for eng of oth vhl chapter 87with =>50 mm diameter <155	19 656	181 038	317 765	2 580 555
8409994700	Other piston for engines ofother vehicles of chapter 87	17 557	134 099	225 961	1 457 004
8409994800	Pistons rings & gudgeon pins forengines of oth vehicles of chapter	47 392	360 495	885 780	4 689 208
8409994900	Other for engines of othvehicles of chapter 87	910 004	8 214 709	14 736 784	128 721 971
8409995100	Cyl block crank case,marine propuls.eng, power<= 22.38kw for vss	0	6 407	0	68 618
8409995300	Other cylinder liners for engines vssl of chapter 89 wit power < 22,;	62	28 128	2 299	83 052
8409995400	Pistons for vssls eng <= 22,38 kw of=>50 mm diamtr <= 155 mm of	0	324	0	1 014
8409995500	Other piston for eng of vssl of chap 89 with mar propul eng of pow	2 072	3 430	5 981	33 537
8409995900	Oth.for vssls chapt.89,marine propul eng of a power<= 22.38 kw,cr	3 707	24 906	9 069	104 809
8409996100	Cyl.block,crank case,marine propuls.eng, power>= 22.38kw for vss	7 852	47 764	33 284	387 369
8409996200	Cyl liners for vssl eng >= 22,38 kw of=>50 mm diamtr <= 155 mm c	3 036	99 976	63 011	2 773 125
8409996300	Other cylinder liners for marinepropulsion engines of power > 22,;	28 804	281 081	108 785	1 070 186
8409996400	Pistons for vssls eng >= 22,38 kw of=>50 mm diamtr <= 155 mm of	10 229	568 986	188 193	1 759 065
8409996500	Other piston for marine propulsionengines of power > 22,38 kw	40 618	286 663	95 270	1 491 758
8409996900	Other for marine propulsion enginesof a power > 22,38 kw	409 989	4 749 697	7 461 864	41 092 184
8409997100	Carburettors & parts there of forother engines	10 093	40 680	22 125	351 342
8409997200	Cylinder blocks for other engines	8 761	118 589	211 275	3 184 827
8409997300	Cylinder liners for other engines with=>50 mm diamtr <= 155 mm	87	6 231	232	8 257
8409997400	Other cylinder liners for other engines	18 266	136 645	139 815	862 708
8409997500	Cyl heads & head covers for other engine	2 869	83 706	14 850	1 135 179
8409997600	Pistons for other engines with=>50 mm diamtr <= 155 mm	1 825	11 232	34 266	272 034
8409997700	Oth pistons for other engines	25 444	220 193	332 001	3 465 285
8409997800	Pistons rings & gudgeon pins forother engines	11 896	78 787	54 998	695 051
8409997900	Other than for engines	325 495	5 157 170	3 615 875	24 299 484
8410110000	Hydraulic turbine & water wheelsof power <= 1,000 kw	16 424	209 410	269 208	1 265 694
8410120000	Hydraulic turbines and water wheels of>1,000 kw power < 10,000	10 526	196 568	264 462	1 534 807
8410130000	Hydraulic turbines and water wheels ofwith a power exceeding 10	0	426	0	8 926
8410900000	Parts, including regulators ofhydraulic turbins and water wheels	18 196	1 242 693	274 362	7 285 597
8411110000	Turbo-jets of a thrust not exceed 25 kn	19 288	318 109	479 403	8 075 447
8411120000	Turbo-jets of a thrust exceeding 25 kn	24 350	337 316	9 105 237	170 289 821
8411210000	Turbo-propellers of a powernot exceeding 1,100 kw	5 869	33 474	267 155	1 987 628
8411220000	Turbo-propellers of a powerexceeding 1,100 kw	1 446	70 552	442 925	6 962 897
8411810000	Other gas turbines of a powernot exceeding 5,000 kw	159	252 993	63 264	9 230 873
8411820000	Other gas turbines of a powerexceeding 5,000 kw	197 664	2 097 539	22 594 534	135 683 047
8411910000	Parts of turbo-jets/turbo-propellers	1 822	17 153	720 806	8 304 741
8411990000	Oth Parts of turbo-jets/turbo-propellers	239 163	1 650 212	27 503 004	158 871 502
8412100000	Reaction engines oth than turbo-jets	200 001	243 736	9 824	494 803
8412210000	Hydraulic power engines and motorswith linear acting (cylinders)	49 734	988 511	1 188 260	14 733 188
8412290000	Hydraulic power engines and motorswith other linear acting (cylin	87 308	2 187 282	1 999 198	25 632 617
8412310000	Pneumatic power engines andmotors with linear acting (cylinders)	89 982	285 553	466 546	3 617 076
8412390000	Pneumatic power engines and motorswith other linear acting (cylil	46 960	292 264	645 403	4 402 661
8412800000	Oth engines and motors	63 037	976 400	631 618	15 025 529
8412901000	Parts of engines of subheading 8412.10	531	6 323	40 777	78 175
8412909000	oth parts of engines of subheading 841	222 641	1 883 215	3 482 462	16 398 023
8413110000	Pumps for dispensing fuel/lubricants ofthe type used in fill station,	32 562	414 407	300 258	4 629 058
8413190000	OthPumps for dispens fuel/lubricants ofthe type used in fill statior	140 547	1 807 890	2 534 226	25 366 889
8413201000	Water pump for hand pump,oth than those of subheading 8413.1	11 140	206 892	102 152	1 084 404
8413209000	Oth Water pump for hand pump,oth than those of subheading 84	54 869	421 427	292 902	1 964 453
8413301200	Recipro/rotary for water pumps/fuel ofkind eng of mtr vhl head 8	127 840	1 521 521	4 234 683	67 978 890
8413301900	Reciprocating or rotary type for cooled pumps for intern combu	152 620	1 905 279	2 254 547	32 150 296
8413302100	Centrifugal type for water pumps/fuel ofkind eng of mtr vhl head {	79 903	1 260 646	1 610 905	22 892 567
8413302900	Centrifugal type for cooling mediumpumps for intern combustion	7 934	203 933	152 617	3 583 699
8413309200	Other water pumps or fuel pumps of kindused for eng of mtr vhl h	552 050	4 107 524	15 693 266	102 545 861
8413309900	Other Cooling medium pumps for internalcombustion piston engir	339 617	3 360 005	6 860 552	58 427 620



**I.3. IMPOR MENURUT KOMODITI / IMPORT BY HS COMMODITY**  
**\*\*\* AGUSTUS/AUGUST 2012 \*\*\***

HS	Uraian Komoditi Commodity Description	Berat Bersih / Net Weight (Kg)		Nilai / Value C.I.F (US\$)	
		Bulan ini Current Month	Kumulatif Cum.Jan. to date	Bulan ini Current Month	Kumulatif Cum.Jan. to date
8413400000	Concrete pumps	15 641	216 874	143 412	1 940 661
8413503000	Oth reciproc positif displacement pumps,of water pumps with flow	52 092	194 350	631 639	2 714 652
8413504000	Oth reciproc (+) displmnt pumps,of waterpumps with >8000m/h fl	24	36 722	1 168	293 235
8413509000	Oth reciproc positif displacement pumps,of water pumps with flow	142 557	1 412 086	1 441 406	27 970 633
8413603010	Oth rotary positive displacement pumps,elctrly operated with flow	18 252	78 444	211 150	1 580 138
8413603020	Oth rotary positive displmnt pumps,notelctrly operated with flow	68 239	359 421	249 707	1 668 806
8413604000	Oth rotary (+) displmnt pumps,of waterpumps with>8000m/h flow	0	2 429	0	65 586
8413609000	Oth rotary positive displacementpumps, with flow rate > 13000 m	119 882	1 558 808	1 865 901	22 546 678
8413701100	Oth Ctrfgl pumps;sgl stage,water pmp forbelt drvr /drct coupl with	65 499	1 940 025	340 113	8 886 741
8413701900	Oth centrifugal pumps;single suctionhorizontal shaft water pumps	211 580	2 463 981	3 051 354	31 079 280
8413703100	Submersible water pumps with an inletdiameter <= 200 mm	75 983	361 563	157 121	1 915 742
8413703900	Submersible water pumps with an inletdiameter => 200 mm	183 057	953 095	871 012	5 232 552
8413704110	Oth water pumps of flow rate<8000m/h ofwith diamtr>200 mm of	60 351	706 295	398 328	3 685 026
8413704120	Oth water pumps of flow rate<8000m/h ofwith diamtr>200 mm of	223 467	2 570 664	2 515 855	28 072 786
8413704900	Oth water pumps of flow rate<8000m/hwith inlet diameter > 200	13 025	319 234	420 463	5 300 842
8413705100	Oth water pumps with > 8000 m/h flowrate <= 13000 m/h of dian	0	164	0	13 452
8413705900	Oth water pumps with flow rate>13000 m/hwith an inlet diameter	16 740	128 610	626 240	3 634 036
8413709100	Oth pumps with shafts common with theprime mover of an inlet c	0	4 146	0	99 979
8413709900	Oth pumps with shafts common with theprime mover of an inlet c	194 274	2 297 515	2 234 574	22 214 918
8413811110	Water pump with flow rate <= 8000 m/hwith electrically operated	179 320	1 514 389	650 163	6 177 080
8413811120	Water pump with flow rate <= 8000 m/hwith not electrically oper	160 693	3 594 030	474 198	13 016 486
8413811200	Water pump with > 8000 m/hflow rate <= 13000 m/h	62 005	473 292	347 840	4 617 379
8413811900	Water pump with flow rate >= 13000 m/h	255 603	3 337 497	4 300 886	28 286 745
8413820010	Liquid elevators with electricallyoperated	185 149	3 701 137	1 456 832	14 936 240
8413820020	Liquid elevators with not electricallyoperated	110 032	1 564 706	549 814	25 252 846
8413911000	Part of pumps subheading 8413.20.10	60 020	455 844	476 576	2 618 577
8413912000	Part of pumps subheading 8413.20.90	32 720	239 049	232 846	1 500 353
8413913000	Part of pumps subheading8413.70.11 and 8413.70.19	97 327	817 012	448 755	5 162 125
8413914000	Part of other centrifugal pumps	235 788	4 738 535	3 071 687	27 452 948
8413919000	Part of other pumps	1 336 234	10 349 836	7 996 065	79 742 041
8413920000	Part of liquid elevators	88 466	1 741 824	136 696	3 771 477
8414100000	Vakum pumps	94 169	634 663	2 727 261	13 563 423
8414201000	Hand or foot operated air pumps;for bicycle pumps	13 232	911 720	6 750	1 110 891
8414209000	Other Hand or foot operated air pumps	135 525	1 226 127	574 233	5 241 737
8414302000	Compressors of kind used in refrigeratequipment for automotive /	121 871	712 503	1 577 480	10 557 204
8414303000	Compressors of kind used in refrigeratequipment oth of seal unit f	6 796	131 740	83 780	1 470 749
8414304000	Compr kind refrgt eqp oth with cap refr>21.10 kw or displacmnt p	473 979	5 865 320	2 174 411	26 503 652
8414309000	Compr kind refrgt eqp oth with cap refr<21.10 kw or displacmnt p	3 350 821	31 515 180	15 297 212	133 776 646
8414400000	Air compressors mounted ona wheeled chasis for lowing	402 142	4 713 848	3 718 039	21 350 856
8414511000	Table fans and box fans	29 209	113 082	165 438	706 903
8414519100	Fans with protective screen	37 917	217 267	161 813	1 215 134
8414519900	Other fans with protective screen	8 225	157 368	275 255	1 711 715
8414592000	Explosion-proof air fans of kind used inunderground mining with c	3	54 775	315	2 282 722
8414593000	Blower with capacity < 125 kw	63 128	719 861	797 811	5 569 696
8414594100	Fans of a capacity <125 kw withprotective screen	7	35	717	5 183
8414594900	Oth fans of a capacity <125 kw withprotective screen	44 400	180 040	872 155	2 854 894
8414595000	Fans window with blowers	85 014	938 860	414 184	5 707 063
8414599100	Fans floor with protective screen	277	30 046	1 776	294 471
8414599900	Oth fans floor with protective screen	112 762	1 560 830	1 141 188	26 243 486
8414601100	Hoods have max horizon side<120 cm,fitwith a filter for laminer a	0	280 185	0	1 421 047
8414601900	Hood have max horiz side<120 cm,oth fitwith a filter for laminer :	3 632	224 006	36 599	1 135 337
8414609100	Hoods having maximum horizontal side<120 cm, to suitable for inc	6 810	58 120	327 876	957 556
8414609900	Hoods having maximum horizontal side<120 cm,oth suitable for in	24 059	698 221	94 150	1 677 829
8414801300	Hoods have max horizon side>120 cm,fitwith a filter for laminer a	855	63 705	11 064	867 195
8414801400	Hood have max horizon side<120 cm,fitwith a filter for laminer ai	21 802	208 186	75 427	1 496 645
8414801500	Hoods have max horizontal side>120 cm,no fit with filter suitable	12 601	367 266	95 934	2 623 435
8414801900	Hoods have max horizontal side>120 cm,no fit with filter,not suit	52	111 980	709	781 868
8414803000	Hoods have max horizon side<120 cm offree piston generators for	8 127	565 052	344 452	9 279 126
8414804100	Gas compr modul for use in oil drill oththan those of subhd 841431	71 840	1 289 776	6 583 694	40 196 415
8414804900	oth Gas compr modul for use in oil drilloth than those of subhd 84	274 576	2 886 361	4 924 759	47 754 962
8414805000	Hoods having maximum horizontalside < 120 cm for air pumps	32 282	574 028	349 683	4 317 227
8414809000	Hoods having maximum horizontalside > 120 cm for air pumps	286 848	2 318 073	4 268 903	33 230 292
8414901300	Parts of pumps or compressors forgoods of subheading 8414.10	4 522	489 137	71 272	3 020 911
8414901400	Parts of pumps or compressors forgoods of subheading 8414.20	89	24 287	455	49 544
8414901500	Parts of pumps or compressors forgoods of subheading 8414.30	179 412	1 399 307	5 144 913	38 483 734
8414901600	Parts of pumps or compressors forgoods of subheading 8414.40	69 515	875 431	224 879	2 116 669
8414901900	Oth parts of pumps or compressors forgoods of subheading 8414.	520 489	6 439 307	7 759 192	36 869 297
8414902100	Part of kind for fans suitable use ingoods of heading 8415, 8418, 8	13 957	388 721	207 843	2 942 670
8414902900	Oth part of kind for fan suitable use ingoods of heading 8415, 8411	196 974	4 972 781	1 725 513	14 144 224
8414903100	Hoods for goods of subheading 8414.60	3 995	51 670	17 992	306 165
8414903200	Hoods for goods of subheading 8414.80	18 186	245 567	187 782	2 352 644

**I.3. IMPOR MENURUT KOMODITI / IMPORT BY HS COMMODITY**  
**\*\*\* AGUSTUS/AUGUST 2012 \*\*\***

HS	Uraian Komoditi Commodity Description	Berat Bersih / Net Weight (Kg)		Nilai / Value C.I.F (US\$)	
		Bulan ini Current Month	Kumulatif Cum.Jan. to date	Bulan ini Current Month	Kumulatif Cum.Jan. to date
8415101000	AC mach, windows/wall types self-containor "split system" & out p	4 844 911	44 596 701	30 024 403	269 461 770
8415109000	AC mach, windows/wall types self-containor "split system" & out p	232 444	1 774 823	2 037 578	14 000 855
8415201000	AC machine of a kind used for persons, in motor vehicles an out pu	8 430	81 607	24 656	220 707
8415209000	AC machine of a kind used for persons, in motor vehicles an out pu	32 840	191 971	51 345	688 336
8415811100	Inc.refri, reversible heat pump, used in aircraft of an output <= 21.1l	0	40 071	0	206 630
8415811200	Inc.refri, revers heat pump, use in aircraft opout>21.10kw, air flow<6;	350	21 610	1 666	255 848
8415811900	Inc.refri, revers heat pump, use in aircraft opout>21.10kw, air flow<6;	5 017	115 008	45 887	1 202 975
8415812900	Inc.refri, revers heat pump, use in railway rolling stock an output>2l	0	59 406	0	489 501
8415813100	Inc.refri, revers heat pump u in vhl oththose of subhd 8415,20 outp	368	5 963	7 095	99 402
8415813900	Inc.refri, revers heat pump u in vhl oththose of subhd 8415,20 outp	3 485	7 421	14 570	87 446
8415819100	Refri, revrs heat pump, oth, use arcrf, railroad, output>21.10kw, airfl>	1 910	85 584	13 285	542 004
8415819300	Refri, revrs heat pump, oth, use arcrf, railroad, output<21.10kw	0	21 581	0	49 576
8415819400	Refri, revrs heat pump, oth, use arcrf, railroad, output<21.10kw but<	0	569	0	5 281
8415819900	Refri, revrs heat pump, oth, use arcrf, railroad, output>21.10kw but>	72 582	154 560	580 196	1 389 599
8415821100	Oth, incorp a refri unit of use aircraft, output>21.10kw, each evapat	0	28 798	0	164 963
8415821900	Oth, incorp a refri unit of use aircraft, output<21.10kw, each evapat	19 965	88 656	177 329	634 006
8415822100	Oth, incorporat refri unit of a kind used in railway roll stock outnpu	0	389	0	49 648
8415822900	Oth, incorporat refri unit of a kind used in railway roll stock outnpu	0	341 033	0	2 889 033
8415823100	Oth, incorporat.a refri use in road vhcle oth, those subhd8415.20 or	39	270	1 270	8 304
8415823900	Oth, incorporat.a refri use in road vhcle oth, those subhd8415.20 or	1 160	27 193	9 006	274 499
8415829100	Oth, incorporat.refri unit oth, used in arcrf, railwy, rd vhl an uotput<	107 045	996 240	1 044 929	8 262 570
8415829900	Oth, incorporat.refri unit oth, used in arcrf, railwy, rd vhl an uotput>	114 630	849 342	726 526	7 884 780
8415831100	Not incorp a refri unit of used in aircraft, output>21.10kw, airflw>67	0	5 194	0	98 062
8415831900	Not incorp a refri unit of used in aircraft, output<21.10kw, airflw<67	14 144	82 035	159 410	1 271 058
8415832900	Not incorporating a refrigrating unitof used in aircraft with output:	50	1 116	1 143	7 925
8415833900	Not inc.a refri unit of kind used in rdvhl oth, those subhd8415.20 c	0	8 091	0	58 623
8415839100	Not inc.a refri unit of kind Non usedaircrf, railway, vhl an out put < :	118 098	1 227 165	434 123	5 508 959
8415839900	Not inc.a refri unit of kind Non usedaircrf, railway, vhl an out put > :	119 490	1 652 145	915 268	11 696 092
8415901300	Parts AC machines of kind used in aircrf, railway with an output < 21	724	16 206	10 897	270 498
8415901400	Parts AC mach with an output <21,10 kwof evapor/condensers for	138 054	1 452 816	2 234 829	21 607 213
8415901910	Parts AC mach with an output <21,10 kwof chasis or cabinets, welc	79 513	453 208	251 087	1 164 637
8415901990	Parts AC mach with an output <21,10 kwof than of chasis / cabin:	394 649	4 075 023	3 673 014	32 834 982
8415902400	Parts of mach with>21,10kw otput<26,38kw with evap<67,96 m/n	0	25 937	0	42 805
8415902500	Parts of mach with>21,10kw otput<26,38kw with evap<67,96 m/n	10 183	106 839	102 579	741 813
8415902600	Parts of mach with>21,10kw otput<26,38kwof kind used in aircrf/r	13 140	34 908	38 268	94 625
8415902900	Parts of mach with>21,10kw otput<26,38kwof kind used in motor	9 738	102 639	94 734	846 112
8415903400	Part mach with>26,38 kw output<52,75 kwwith evap>67,96 m/m	0	24	0	401
8415903500	Part mach with>26,38 kw output<52,75 kwwith evap>67,96 m/m	4 222	35 248	86 829	542 369
8415903900	Part mach with>26,38 kw output<52,75 kwwith evap<67,96 m/m	4	2 120	71	23 302
8415904400	Parts of mach with an output > 52,75 kwwith evapor > 67,96 m/m	0	399	0	16 843
8415904500	Parts of mach with an output > 52,75 kwwith evapor > 67,96 m/m	111 852	670 038	1 628 611	14 276 924
8415904600	Parts of mach with an output < 52,75 kwwith evapor > 67,96 m/m	0	348	0	19 206
8415904900	Parts of mach with an output < 52,75 kwwith evapor > 67,96 m/m	76 469	1 085 498	968 261	9 846 176
8416100000	Furnace burners for liquid fuel	100 241	170 955	1 350 418	2 244 499
8416200000	Other furnace burners, including combination burners	101 491	835 744	2 567 558	15 362 533
8416300000	Mechanical stokers, including their mech grate, mech ash discharg	39 305	1 777 954	318 328	6 542 589
8416900000	Parts of furnaces burners for liquid orsolid or gas fuel, mechanical	559 273	4 125 223	3 703 507	26 988 751
8417100000	Furnace&oven for the roast,melt/oth heattreat, of ores,pyrite met.	376 516	2 995 062	2 988 675	21 657 821
8417200000	Bakery ovens, including biskuit ovens	48 535	699 601	453 267	4 725 756
8417800000	Incinerators, non-electric	346 023	6 023 038	1 960 701	23 894 610
8417900000	Part of industrial/laboratory furnaces &oven, including incinerators	1 691 777	4 981 705	8 845 802	34 418 524
8418101010	Refri-frez, fitt with separate externaldoor; household type with< 23	258 941	1 313 426	1 026 586	5 488 083
8418101090	Refri-frez, fitt with separate externaldoor; household type with> 23	446 557	3 059 801	2 526 998	16 172 975
8418109000	Refri-frez, fitt with separate externaldoor, industri type	18 714	318 339	80 357	1 811 341
8418210010	Refrigerator, household type withcompression type of capacity < 2	41 954	424 908	163 712	1 680 452
8418210090	Refrigerator, household type withcompression type of capacity > 2	42 339	767 559	223 002	4 392 162
8418290010	Refrigerator, household type oth thancompress type of capacity<=	22 437	216 602	112 368	1 271 965
8418290090	Refrigerator, household type oth thancompres type of capacity > 2	879	114 831	4 790	640 468
8418301000	Freezer of the chest type, not exceed 200 i capacity	58 232	331 228	204 811	1 088 428
8418309000	Freezer of the chest type, not exceed 800 i capacity	296 910	3 003 656	1 202 972	11 182 407
8418401000	Freezer of the upright type, not exceed 200 i capacity	5 091	393 817	18 966	1 604 714
8418409000	Freezer of the upright type, not exceed 900 i capacity	5 049	156 592	11 098	1 355 294
8418501100	Refri chambers, capacity>200 l of kindsuitable for medical, surgical	0	56 678	0	315 471
8418501900	Oth Refri chambers, capcty>200 l of kindsuitable for medical, surgic	609 652	5 141 435	3 051 152	25 432 314
8418509100	Refri chambers, capacity<200 l of kindsuitable for medical, surgical	25 470	1 098 625	86 866	5 545 207
8418509900	Refrigerating equipment, capacity <=200 l not for medical, surgical	334 870	3 205 549	1 337 272	16 076 055
8418610000	Heat pump oth than ACmachines of heading 84.15	70 047	578 076	297 067	3 341 330
8418691000	Beverage coolers equipment; heat pumps	90 038	392 380	551 992	4 179 797
8418693000	Drinking water coolers equipment; heatpumps	3 448	282 914	32 958	2 312 779
8418694100	Water chillers cap>21.10 kw for AC with a refrigerating equip; hea	63 185	639 608	834 229	6 681 038
8418694900	Water chillers cap>21.10 kw not for AC machine with a refrigeratir	135 293	624 846	1 299 219	7 597 411

**I.3. IMPOR MENURUT KOMODITI / IMPORT BY HS COMMODITY**  
**\*\*\* AGUSTUS/AUGUST 2012 \*\*\***

HS	Uraian Komoditi Commodity Description	Berat Bersih / Net Weight (Kg)		Nilai / Value C.I.F (US\$)	
		Bulan ini Current Month	Kumulatif Cum.Jan. to date	Bulan ini Current Month	Kumulatif Cum.Jan. to date
8418695000	Scale ice-maker units equipment:heat pumps	2 659	331 308	82 957	1 930 821
8418699000	Oth refrigrt/freez equip,oth than heat pump oth than air conditior	155 347	2 389 088	1 345 475	18 075 839
8418910000	Part for good,sub 8418.(10,21,29,30,40),furniture to refri/freez	62 846	834 326	449 486	4 587 988
8418991000	Evaporators and condensers	390 817	4 188 504	2 577 815	22 477 696
8418994000	Aluminium rollbonds for sub 8418.10.10,8418.21, 8418.22 and 84	207 603	889 596	1 047 404	4 406 850
8418999010	Cabinets and doors, welded/painted	510 520	4 230 188	891 718	7 751 832
8418999090	Oth part refrig & freezers equipment electric/oth	627 078	7 052 888	2 597 470	28 160 863
8419111000	Instant gas water heaters,for householdtype, non electric	35 555	418 539	393 569	3 630 285
8419119000	Instant gas water heaters,not forhousehold type, non electric	82 713	265 787	415 728	2 204 257
8419191000	Instant water heaters oth than gas ,for household type, non elect	8 026	92 155	38 200	342 091
8419199000	Instant water heaters oth than gas ,not for household type, non e	90 243	283 314	470 937	2 082 108
8419200000	Instant water heaters, non electric forMedical,surgical/laboratory	9 826	214 181	227 775	5 930 296
8419311010	Evaporators,dryers for agriculture products, electrically operated	111 114	301 866	2 358 786	4 497 688
8419311090	Oth.than evaporators,dryers for agriproducts, electrically operat	154 736	2 515 547	3 341 866	23 149 627
8419312000	Dryers for agriculture products, nonelectrically operated	195 824	233 988	1 069 113	1 258 593
8419321000	Dryers for wood, paper pulp, paper/paperboard, electrically opera	103 982	710 113	3 212 867	9 620 493
8419322000	Dryers for wood, paper pulp, paper/paperboard, non electrically o	0	16 325	0	621 083
8419391100	Dryers machine electrically operated, for manufacture PCB	10 318	321 053	167 858	4 364 856
8419391900	Other dryers machine electrically operated	347 299	4 276 321	4 214 490	59 801 681
8419392000	Other dryers machine not electrically operated	4 223	183 757	16 752	860 589
8419401000	Distilling/rectifying plant electrically operated	168 507	968 126	5 239 081	20 628 100
8419402000	Distilling/rectifying plant not electrically operated	7 959	98 685	107 207	1 661 560
8419501000	Heat exchange units for Cooling towers	2 043 028	5 469 254	72 898 759	95 172 933
8419509010	Condensers for air conditionersfor motor vehicles	105 013	856 536	1 681 273	14 707 352
8419509020	Oth condensers for air conditioners	38 784	415 437	558 970	8 340 210
8419509030	Oth condensers electrically operated	91 356	1 403 707	1 939 698	23 556 691
8419509040	Oth condensers not electrically operated	66 096	1 198 160	1 120 438	25 434 134
8419601000	Machinery for liquefying air or othgases electrically operated	809 585	1 722 475	20 394 362	39 376 326
8419602000	Machinery for liquefying air or othgases not electrically operated	47 683	228 817	483 965	3 146 889
8419811000	Oth.mach,plant&equip for make hot drink/for cook/heat food, elk	23 272	288 696	473 646	4 373 259
8419812000	Oth.mach,plant&equip for make hot drink/for cook/heat food,not	29 485	303 910	278 487	3 010 143
8419891300	Machinery by a proces involving heat for manufacture of PCB/PWI	5 013	680 592	107 990	3 796 226
8419891900	Oth mach for making hot drinks/for cooking/heating food,electric	660 953	6 889 046	5 691 796	61 555 623
8419892000	Oth mach for making hot drinks/for cooking/heating food,not elec	215 849	1 359 857	2 609 987	19 176 597
8419901200	Part machin for the treatment by procesinvolve heat,for manufact	9 709	86 636	198 838	1 878 885
8419901300	Parts of electrcally operated , casingfor cooling towers	4 058	9 814	11 581	149 054
8419901900	Parts, oth machicne electrically operated	429 984	3 006 701	3 174 281	25 131 510
8419902100	Part machine,non-electric op,for treatby proces involve heat ,hous	1 578	84 820	8 966	287 042
8419902900	Part machine,non-electric op,for treatby proces involve heat ,not l	159 317	1 302 143	2 410 194	13 573 171
8420101000	Apprt.for the appl dry film/liquid photo resist.soldering paste, adh	1 686	46 439	10 775	126 763
8420102000	Oth Roller for ironing or wringers machsuitable for domestic use	1 600	30 680	7 321	223 382
8420109000	Oth calendering/oth rolling machine	355 420	877 030	2 431 234	14 601 036
8420911000	Cylinders, parts of apparatus for theappl of dry film,liquid photo re	12	5 164	1 096	56 506
8420919000	Cylinders, parts for oth calendering/oth rolling machine	4 175	201 843	46 445	1 379 567
8420991000	Oth parts of apparatus for the applic of dry film,liquid photo resist	753	13 434	108 128	1 163 019
8420999000	Oth parts for calendering/oth rolling machines	4 614	101 395	27 237	907 663
8421110000	Centrifuges,including centrifugal dryers for cream separators	3	197 361	152	5 950 623
8421120010	Centrifuges,including centrifugal dryers for cloth dryers cap<30 l	0	56 056	0	330 302
8421120020	Centrifuges,including centrifugal dryers for cloth dryers cap>30 l	0	45 837	0	315 745
8421191000	Centrifuges,including centrifugal dryers for sugar manufacture	316 183	769 217	1 611 848	9 422 201
8421199000	Oth centrifuges,including centrifugal dryers	7 131	167 809	327 202	5 153 687
8421211100	Filtering/purifying water machine & app for domestic use of a cap	74 093	838 524	420 862	5 386 279
8421211900	Oth filtering/purifying water machin& app of a capacity <= 500 l/l	138 891	1 933 096	3 048 282	21 628 221
8421212200	Filtering/purifying water machine & app,electrically operated of a	87 765	1 308 671	1 613 495	14 469 140
8421212300	Filtering/purifying water machine & app,non electric operated of .	30 900	935 620	632 078	6 304 746
8421223000	For filter/purify beverages oth thanwater, electric operated of a ca	5 033	21 064	51 910	240 081
8421229000	For filter/purify beverages oth than water of a capacity <= 500 l/hr	22 417	1 562 752	1 044 963	7 272 704
8421231100	Oil filters for internal combustionengines machinery pos 8429 or {	94 896	657 000	1 314 993	10 007 911
8421231900	Petrol filters for internal combustionengines machinery pos 8429	61 496	519 379	917 411	7 721 842
8421232100	Oil filters for motor vehicles ofchapter 87	142 267	1 152 311	2 009 031	14 187 975
8421232900	Petrol filters for motor vehicles ofchapter 87	78 939	620 952	1 210 948	9 334 976
8421239100	Oil filters for internal combustionengines machinery pos 8429 or {	12 790	160 558	138 000	1 438 107
8421239900	Petrol filters for internal combustionengines machinery pos 8429	55 807	604 742	1 015 877	9 354 167
8421291000	Filter/purify mach&appa for liquid of akind used for medical, surgi	17 115	460 694	178 800	11 056 594
8421292000	Filter/purify mach&apparatus for liquidof a kind used for sugar ma	68 861	112 243	713 459	1 200 332
8421293000	Filter/purify mach&apparatus for liquidof a kind used in oil drill op	36 588	316 010	1 497 301	9 586 554
8421294000	Filter/purify mach&apparatus for petrolfilters	6 869	59 003	71 070	1 177 295
8421295000	Filter/purify mach&apparatus for oil filters	6 969	158 188	95 910	1 959 459
8421299000	Oth filtering machinery & apparatus forliquids not electrically oper	344 577	3 092 300	3 841 527	40 984 100
8421311000	Intake air filters for inter combustionengines for machine chapter	25 351	276 639	258 085	3 259 064
8421312000	Intake air filters for inter combustionengines for motor vehicles of	78 777	796 924	1 684 085	16 218 931

**I.3. IMPOR MENURUT KOMODITI / IMPORT BY HS COMMODITY**  
**\*\*\* AGUSTUS/AUGUST 2012 \*\*\***

HS	Uraian Komoditi Commodity Description	Berat Bersih / Net Weight (Kg)		Nilai / Value C.I.F (US\$)	
		Bulan ini Current Month	Kumulatif Cum.Jan. to date	Bulan ini Current Month	Kumulatif Cum.Jan. to date
8421319000	Oth intake air filters for internal combustion engines	83 639	687 719	1 082 183	9 527 744
8421392000	Air purifiers	279 007	2 447 245	5 081 764	44 077 042
8421399000	Filtering machines&apparatus for gases	1 410 245	6 841 940	6 915 849	44 023 186
8421911000	Parts of goods of subheading 8421.12, of centrifuges,includ centrif	6 240	17 873	190 624	426 840
8421912000	Parts of goods of subheading 8421.19.10of centrifuges,includ cent	861	25 700	166 467	923 808
8421919000	Parts of subhd 8421.11.00/8421.19.90 ofcentrifuges,includ centrif	2 071	42 929	266 066	2 058 355
8421992000	Parts filter cartridges of filter, subhd8421.23	320 230	922 383	2 571 868	23 920 300
8421993000	Parts of goods of subheading 8421.31	130 312	1 006 510	1 103 321	11 032 092
8421999100	Oth parts of goods of subheading8421.29.20	262	30 528	8 011	375 846
8421999400	Oth parts of goods of subheading 8421.21.11/8421.21.21	37 663	467 118	84 515	1 921 961
8421999500	Oth part of subhd 8421.31,8421.23.11,8421.23.19,8421.23.91/842	32 879	244 745	464 184	3 620 093
8421999900	Oth parts of goods of subheading8421.21.11/8421.21.21	296 319	3 124 936	5 098 284	45 209 872
8422110000	Dish washing machin of the house holdtype	40 698	52 928	168 095	280 383
8422190000	Dish washing machines not of thehousehold type	7 337	136 108	200 191	2 558 178
8422200000	Machinery for cleaning/drying bottles or oth containers	8 401	181 598	935 935	2 215 643
8422300000	Machinery for aerating beverages,filling,closing,seal,label bottles, i	423 439	3 099 334	13 848 076	99 179 750
8422400000	Other packing, wraping machinery( inc heat-shrink wraping machi	377 452	3 070 410	19 884 327	113 454 708
8422901000	Parts of goods of subheading 8422.11	45	13 763	2 854	169 590
8422909000	Part goods of subhd 8422 of oth than subheading 8422.11	130 116	772 265	5 763 282	47 950 220
8423101000	Personal weighing machin,including baby&household scales,electr	17 421	290 979	62 116	1 089 859
8423102000	Personal weighing machin,including baby& household scales,not e	49 098	652 726	85 140	1 678 925
8423201000	Scales for continuous weighing of goodson conveyors, electrically i	6 544	202 066	225 741	2 118 296
8423202000	Scales for continuous weighing of goodson conveyors, not electric	166	66 301	9 455	419 776
8423301000	Constan weight scales, predetermin weightscales & hopper scales,e	21 190	199 318	134 297	2 937 857
8423302000	Constan weight scales, predetermin weightscales&hopper scales,no	32 711	192 516	53 080	516 136
8423811000	Oth weighing machinery,max capacity<=30 kg, electrically operate	9 851	286 234	307 527	4 418 541
8423812000	Oth weighing machinery,max capacity<=30 kg, not electrically ope	102 467	1 032 773	166 919	2 017 275
8423821100	Oth.weigh mach, having a maximum weight30<capacity <= 1 000kg	17 089	80 455	43 059	419 839
8423821900	Oth.weigh mach, having a maximum weight1000<capacity <= 5 000	13 525	181 259	27 500	723 395
8423822100	Oth.weigh mach, having a maximum weight30<capacity <= 1 000kg	6 915	65 976	11 865	490 700
8423822900	Oth.weigh mach, having a maximum weight1000<capacity <= 5 000	4 549	88 720	186 661	473 366
8423891000	Oth weigh mach, oth.capacity > 5 000kg, electrically operated	22 812	630 731	238 748	4 631 338
8423892000	Oth weigh mach, oth.capacity > 5 000kg, not electrically operated	15 604	234 329	38 926	581 591
8423901000	Weighing machine weights	11 296	67 070	161 102	1 099 496
8423902100	Parts of Weighing machinery, electrical operated	35 749	302 870	323 024	5 260 158
8423902900	Parts of Weighing machinery, not electrical operated	3 355	209 228	32 640	1 029 849
8424101000	Fire extinguishers, whether/not charged suitable for aircraft use	0	10 107	0	206 517
8424109000	Fire extinguishers, whether/not charged for oth than aircraft use	53 876	438 073	455 763	2 699 310
8424201100	Spray guns & similar appliances for agri/horticultural, electric oper	95	31 945	1 277	95 134
8424201900	Spray guns&similar appliances not foragricult/horticultural, electric	6 850	172 076	229 216	1 950 903
8424202100	Spray guns & similar appliances foragricultural/horticultural, not el	2 212	30 199	3 176	84 464
8424202900	Spray guns&similar appliances not foragricultural/horticultural, not	27 210	257 596	231 863	1 193 043
8424300000	Steam/sand blasting machines&similar jet projecting machines, el	150 280	1 414 718	1 994 889	17 274 989
8424811000	Oth spraying liquid machine for agricul/hortikultural, drip irrigatio	25 355	220 215	102 634	1 122 882
8424813000	Hand-operated insecticidae sprayers foragriculture/horticulture	48 982	616 262	253 942	2 794 944
8424814000	Oth.mach appliances for agricultural orhortikultural, not electically	35 708	453 689	132 783	1 724 377
8424815000	Oth.mach appliances for agricultural orhorti, oth drip irrigation sys	34 132	691 304	117 951	7 881 660
8424891000	Hand operated household sprayers ofcapacity not exceeding 3 l	21 930	242 868	65 410	962 589
8424892000	spray heads with dip tubes	37 076	427 369	223 856	2 796 640
8424894000	Dispersing/spraying machine of chemicalor electrochemical, for m	408	34 366	22 126	781 328
8424895000	Oth appl for project, dispers, spray liquids/powders, not household	15 933	1 052 367	133 972	9 930 713
8424899000	Oth appl for project, dispers, spray liquids/powders, not household	68 778	1 171 210	1 010 612	8 052 235
8424901000	Parts of fire extinguisher	67 038	575 014	748 055	4 394 096
8424902100	Parts of spray guns, of good of subhead8424.20.11, electrically ope	20 723	70 145	28 268	119 479
8424902300	Parts of spray gun, oth than of good ofsubhead 8424.20.11, electric	26 880	296 408	164 004	3 125 973
8424902400	Parts of spray guns, of good of subhead8424.20.11, not electrically	2 755	46 656	25 596	321 603
8424902900	Parts of spray gun, oth than of good ofsubhead 8424.20.11, not ele	13 539	190 551	152 218	2 551 652
8424903000	Parts of steam/sand blasting machine &similar jet projecting mach	23 437	191 445	152 621	1 677 348
8424909300	Parts of oth appliance of subhead8424.81.10/8424.81.20	70 658	145 806	249 516	474 651
8424909400	Parts of oth appliance of subhead8424.81.30/8424.81.40	3 744	92 365	47 605	412 235
8424909500	Parts of oth appliance of subhead8424.81.10/8424.81.20	3	2 329	477	73 266
8424909900	Oth mechanical appliances (whether/not hand operated)	137 764	1 172 843	1 567 516	19 370 918
8425110000	Pulley tackle & hoists oth than skip for raising vehicles, by electric	250 916	2 425 350	2 306 821	21 400 081
8425190000	Pulley tackle & hoists oth than skip for raising vehicles, not electric	437 214	3 845 666	1 732 481	15 331 264
8425310000	Oth winches; capstans, poweredby electric motor	173 685	1 437 399	1 100 817	9 193 052
8425390000	Oth winches;capstans, oth than powered by oth electric motor	366 536	3 560 594	2 227 432	18 986 345
8425410000	Jacks hoists of built in jacking systemof a type used in garages	75 591	1 252 227	232 978	4 662 235
8425421000	Jacks used in tipping mechanismfor lorries	182 015	1 155 860	775 382	3 623 972
8425429000	Oth jacks and hoists, hydraulic	357 054	4 483 425	1 240 718	12 460 721
8425491000	Oth jacks;hoists of a kind used forraising vehicles, electrically oper	92 181	639 921	439 486	2 352 752
8425492000	Oth jacks;hoists of a kind used forraising vehicles, not electric oper	98 876	1 148 563	374 135	2 511 766

**I.3. IMPOR MENURUT KOMODITI / IMPORT BY HS COMMODITY**  
**\*\*\* AGUSTUS/AUGUST 2012 \*\*\***

HS	Uraian Komoditi Commodity Description	Berat Bersih / Net Weight (Kg)		Nilai / Value C.I.F (US\$)	
		Bulan ini Current Month	Kumulatif Cum.Jan. to date	Bulan ini Current Month	Kumulatif Cum.Jan. to date
8426110000	Overhead traveling cranes on fixed support	802 263	4 562 646	4 372 335	22 349 592
8426120000	Mobile lifting frames on tyres and straddle carriers	951 693	7 427 996	4 576 771	34 508 912
8426192000	Bridge cranes	98 580	4 279 532	158 405	25 850 661
8426193000	Gantry cranes	291 791	3 249 792	1 111 331	24 555 748
8426199000	Other transporter cranes	1 696 178	21 863 640	5 862 062	88 783 678
8426200000	Tower cranes	283 544	8 693 104	449 435	21 044 419
8426300000	Portal/pedestal jib cranes	6 295	8 515 124	30 982	27 660 012
8426410000	Other Mobile lifting frames, self propelled, on tyres	660 172	7 286 259	3 798 928	52 719 826
8426490000	Other Mobile lifting frames, self propelled, oth than on tyres	587 738	9 122 896	3 438 351	36 612 613
8426910000	Other derricks machine designed formounting on road vehicles	198 149	2 145 891	825 957	6 516 807
8426990000	Other derricks machine designed formounting oth than on road v	336 804	1 809 426	1 084 809	11 159 041
8427100000	Self-propelled trucks powered by anelectric motor	760 916	5 311 693	6 115 190	34 829 736
8427200000	Oth self-propelled trucks	2 347 527	18 269 571	12 177 768	90 043 052
8427900000	Oth trucks	365 803	3 536 216	1 426 224	13 023 054
8428101000	Passenger lifts	1 042 115	8 777 903	4 430 226	35 089 205
8428102100	Oth lifts of a kind used in buildings	27 252	133 222	79 462	250 293
8428102900	Oth lifts oth than of a kind used in buildings	318 897	1 170 172	2 179 849	6 546 427
8428109000	Skip hoists	25 238	99 298	51 882	536 337
8428201000	Pneumatic elevators and conveyors for agricultural use	4	78 200	198	400 238
8428202000	Automated machines for the transport, handling & storage of PCB/	28 778	98 793	146 309	1 909 687
8428209000	Oth pneumatic elevators & conveyors	282 100	3 539 158	3 705 755	33 001 990
8428310000	Oth continuous act elevators & conveyor specially designed for un	0	980 022	0	2 614 842
8428321000	Oth continuous act elevators & conveyor of bucket type, used for a	0	24 216	0	147 074
8428329000	Oth continuous act elevators & conveyor of bucket type, not used f	148 453	3 390 574	886 359	17 467 954
8428331000	conveyors belt , of kind use for agricultural type	482	21 498	15 117	152 631
8428332000	conveyor belt, Automated machine for the transport, hand & stora	288 214	591 125	4 093 705	5 995 405
8428339000	Other conveyor belt	35 415	302 888	988 085	3 017 591
8428391000	Other elevator of kind use for agriculture	0	124 178	0	365 050
8428393000	Oth elevator, automated machin for transport, handling & storage	29 737	418 462	93 997	2 163 838
8428399000	Oth continuous-action elevators & conveyor, for goods/materials	1 805 819	6 200 540	12 074 982	52 562 859
8428400000	Escalators and moving walkways	134 064	3 421 101	347 969	8 696 401
8428600000	Teleferics, chair-lifts, ski-draglines; traction mechanisms for funicul	0	2 570	0	99 452
8428902000	Automated machine for the transport, handling & storage of PCB/	2 420	173 545	158 627	845 126
8428903000	Mine wagon, locomotive/wagon transeverss, similar railway wago	0	81 950	0	373 051
8428909000	Other machine for lifting, handling, loading/unloading	649 322	7 307 901	3 016 160	36 760 368
8429110000	Track laying, bulldozers and angledozers	2 743 783	31 495 347	26 063 077	289 692 935
8429190000	Bulldozer & angledozers other than track laying	1 111 518	5 323 454	13 212 662	47 050 322
8429200000	Graders and levellers	1 093 924	14 276 033	14 933 673	162 550 602
8429300000	Scrapers	203	108 766	13 779	1 621 188
8429403000	Tamping machines	682 017	3 977 718	3 214 175	21 439 366
8429404000	Vibratory smooth drum rollers, with centrifuge force drum <20 ton	412 480	3 981 267	1 731 163	18 770 276
8429405000	Other vibratory road rollers	126 021	877 069	586 284	3 902 285
8429409000	Other Tamping machine and road rollers	106 084	547 203	461 772	2 419 436
8429510000	Front-end shovel loaders	2 157 114	20 747 718	15 404 245	125 036 443
8429520000	Mach with a 360, revolving super struct, mech shovels, excavators a	15 131 332	191 588 689	81 256 637	1 026 561 053
8429590000	Mech shovels, excavators & shove loader oth front-end shovel, canr	585 443	6 868 880	2 957 250	52 311 485
8430100000	Pile-drivers and pile-extractors	1 247 133	11 681 688	1 282 032	18 466 687
8430200000	Snow-ploughs and snow-blowers	0	567 998	0	4 036 100
8430310000	Coal/rock cutters and tunneling machine , self-propelled	87 802	241 995	1 914 059	6 292 995
8430390000	Coal/rock cutters and tunneling machine , oth than self-propelled	158 964	746 093	5 005 905	19 565 153
8430410000	Oth boring/sinking machinery self-propelled	1 002 668	3 471 676	8 337 744	41 379 129
8430491000	Boring mach, Wellhead platforms & integra produc modules for us	66 536	1 382 683	549 155	13 363 518
8430499000	Other boring or sinking machinery, not self propoled	20 181	945 410	530 837	8 312 096
8430500000	Oth moving, grading, levelling, scraping machinery, self-propelled	12 334	891 766	188 381	4 793 240
8430610000	Tamping/compacting machinery, not self propelled	55 670	274 605	145 909	1 041 982
8430690000	Oth machinery of hedaing 84.30 not self-propelled	36 996	1 515 045	659 162	8 581 926
8431101300	Parts suitable for of goods of subhead 8425.19, 8425.39 or 8425.49, (	135 749	828 672	1 893 508	12 652 480
8431101900	Oth parts suitable for of goods of heading 84.25, electrically operat	680 233	4 132 468	2 474 235	53 093 896
8431102200	Part suitable for goods of sub 8425.11, 8425.20, 8425.31, 8425.41, 84	72 799	845 153	111 585	3 176 869
8431102900	Oth parts suitable for of goods of heading 84.25, not electrically op	45 409	836 285	261 759	3 229 365
8431200000	Parts suitable for goods of head 84.27	51 789	1 023 735	472 828	7 248 349
8431311000	Parts of goods of shd 8428.10.(21,29), 8428.10.90, of lift skip hoist/	148 012	2 364 442	573 062	7 326 517
8431312000	Parts of goods of shd 8428.10.10), 8428.40.00, of lift skip hoist/esc	204 315	2 456 150	741 767	10 711 464
8431391000	Part suitable for goods sub 8428.20.10, 8428.32.10, 8428.33.10/84	50 769	448 434	487 639	4 527 391
8431392000	Parts suitable for goods of subheading 8428.90	3 953	39 074	59 026	796 068
8431394000	Part of auto mach. for transport/storage of PCB/PWBs/PCAs	40 863	179 683	605 365	2 611 645
8431399000	Part of other lifting, handling/loading machine	955 248	8 279 547	9 008 509	92 736 260
8431411000	Buckets, shovels, grabs and grips, of machine of subheading 84.26	59 779	595 255	843 974	3 108 838
8431419000	Buckets, shovels, grabs and grips, of machine other than of subhea	253 524	2 647 301	3 069 514	15 425 863
8431420000	Bulldozer or angledozer blades	508 064	4 555 563	2 384 241	25 544 857
8431430000	Parts of boring/sinking machinery of subhead 8430.41/8430.49	4 911 740	417 568 592	45 429 550	284 132 402

**I.3. IMPOR MENURUT KOMODITI / IMPORT BY HS COMMODITY**  
**\*\*\* AGUSTUS/AUGUST 2012 \*\*\***

HS	Uraian Komoditi Commodity Description	Berat Bersih / Net Weight (Kg)		Nilai / Value C.I.F (US\$)	
		Bulan ini Current Month	Kumulatif Cum.Jan. to date	Bulan ini Current Month	Kumulatif Cum.Jan. to date
8431491000	Parts of machinery of heading 84.26 oththan Buckets, shovels, gra	367 509	2 734 789	2 276 467	16 925 753
8431492000	Cutting edges or end bits for scrapers, graders/levellers	1 796 268	13 643 246	4 795 241	37 065 202
8431494000	Cutting edges or end bits for bulldozer or angledozer blades	6 212	190 331	94 587	1 422 933
8431495000	Parts of road rollers	57 523	1 944 802	380 828	8 264 565
8431496000	Oth parts of machinery of heading 84.30.20.00	0	4 811	0	248 239
8431499000	Oth parts suitable use of machinery of heading 84.30	10 811 138	91 105 980	65 849 110	573 281 611
8432100000	Ploughs	7 988	34 695	17 782	117 907
8432210000	Disc harrows	45 419	52 459	139 970	218 219
8432290000	Scarifiers, cultivators, weeders, hoes and oth harrows	12 841	100 703	41 032	541 800
8432300000	Seeders, planters and transplanters	4 523	46 893	54 635	288 769
8432400000	Manure spreaders, fertiliser distributor	12 801	66 069	117 090	850 804
8432801000	Other machinery for soil preparation or cultivation; of agricult/hort	0	51 446	0	1 623 396
8432802000	Lawn/sports-ground rollers	1 266	3 647	20 418	73 728
8432809000	Other machinery for soil preparation or cultivation	807	312 883	15 929	1 240 336
8432901000	Parts of machinery of subheading 8432.80.90	1 332	5 396	17 482	60 261
8432909000	Parts oth machinery for soil preparation/cultivation	2 644	963 133	25 985	3 005 758
8433110000	Mowers for lawns, parks/ground, powered with the cutting device r	137 238	1 360 097	325 861	4 170 082
8433191000	Mowers for lawns, parks/sports-grounds manually operated	0	205	0	632
8433199000	Oth mowers for lawns, parks/sport ground, oth than manually ope	35 250	490 868	258 259	2 937 680
8433200000	Oth mowers, including cutter bars for tractor mounting	105 150	163 541	482 241	1 288 754
8433300000	Other haymaking machinery	0	9 084	0	118 827
8433400000	Straw or fodder baler, including pick-up balers	175	13 451	1 300	221 420
8433510000	Combined harvester-threshers machinery	100 551	1 266 091	621 193	6 536 769
8433520000	Other threshing machinery	0	37 093	0	213 405
8433530000	Root or tuber harvesting machines	0	2 648	0	28 605
8433591000	Cotton pickers and cotton gins	0	21	0	504
8433599000	Other harvesting, threshing machinery	13 774	206 286	109 276	3 475 899
8433601000	Machin for cleaning, sorting/grading eggfruit/oth agricultur prod, el	148 665	642 397	5 666 078	17 192 626
8433901000	Part mach: castor, of 100< diameter (inc tyres) <= 250mm, width wh	42	22 203	12 062	142 566
8433902000	Other parts machine of goods of subhead 8433.11 or 8433.19.90	51 093	355 268	40 146	670 455
8433903000	Other parts machine of goods of subhead 8433.19.10	0	1 088	0	13 501
8433909000	Other parts harvesting or threshing machine	13 549	131 058	35 814	444 928
8434101000	Milking machines, electrically operated	4 150	15 179	49 748	224 413
8434102000	Milking machines, not electric operated	0	176	0	1 246
8434201000	Dairy machinery, electrically operated	1 798	457 268	38 443	22 471 903
8434202000	Dairy mach, not electrically operated	0	1 489	0	14 279
8434901000	Parts of milking & dairy mach. of electoperated machines	3 028	65 862	194 839	2 682 827
8434902000	Parts of milk & dairy mach of non electoperated machines	11 944	28 725	74 864	525 319
8435101000	Presses, crushers & manufacture of wine, cider, fruit juices, electric c	16 205	937 007	295 131	6 590 021
8435102000	Presses, crushers & manufacture of wine, cider, fruit juices, not elect	1 384	37 609	2 354	77 425
8435901000	Parts of presses, crushers & manufacture of wine, cider, fruit juices, e	51 520	107 597	87 242	711 661
8435902000	Parts of presses, crushers & manufacture of wine, cider, fruit juices, r	0	3 927	0	17 979
8436101000	Machinery for preparing animal feedingstuffs, electrically operated	366 268	2 410 215	3 034 351	14 115 367
8436102000	Machinery for preparing animal feedingstuffs, not electrically oper	5 575	278 951	13 219	859 909
8436211000	Poultry incubators & brooders, electric operated	87 040	2 546 480	540 585	19 411 442
8436212000	Poultry incubators & brooders, not electrically operated	9 960	76 646	42 620	671 697
8436291000	Oth poultry-keeping machinery, electric operated	273 101	1 644 034	1 042 207	6 901 960
8436292000	Oth poultry-keeping machinery, not electrically operated	60 160	760 654	180 904	2 627 571
8436801100	Other agric or horticultural machine, electric operated, inc Germin:	0	29 479	0	196 520
8436801900	Other machine, electric operated for poultry include bee keeping	0	126 860	0	815 354
8436802100	Other agric or horticultural machine, not electric operated, inc Ger	30 932	159 892	707 338	1 501 899
8436802900	Other machine, not electric operated for poultry include bee keepi	0	109 396	0	367 354
8436911000	Parts of poultry-keeping machinery/ poultry, incubator & brooders	67 530	924 508	559 872	4 739 899
8436912000	Parts of poultry-keeping machinery/ poultry, incubator & brooders, t	16 840	108 991	53 073	668 865
8436991100	Parts of other machin for agri & horti type, electric operated	26 067	245 445	13 902	364 609
8436991900	Parts of other poultry/bee-keeping machin, electric operated	68 802	823 345	318 252	3 269 464
8436992100	Parts of other machin for agri & horti type/germanium, not electric	6 429	115 610	112 143	1 082 606
8436992900	Parts of other poultry/bee-keeping machine, not electric operated	20 298	172 046	176 481	1 568 122
8437101000	Machinery for grains: winnowing & clean machine, electrically oper	9 127	366 408	292 664	3 929 992
8437102000	Machinery for grains: winnowing & clean machines, not electric ope	0	3 812	0	43 284
8437103000	Machine for clean, sorting/grading seed, grain dried leguminous ve	48 150	829 661	325 088	9 048 242
8437104000	Mach for clean, sorting/grad seed, grain dried leguminous vegetabl	0	310 490	0	1 801 950
8437801000	Rice hullers & cone type rice mills, electrically operated	3 547	328 247	18 061	718 593
8437802000	Machinery for rice hullers & cone type rice mills, not electrically oper	41 035	521 268	61 784	730 808
8437803000	Cofee & corn mills machine for industry type, electrical operated	193	123 116	7 871	2 358 240
8437804000	Cofee & corn mills machine for industry type, not electrical operat	74 440	450 740	72 620	1 126 927
8437805100	Polishing machine for rice, sieving, bran cleaning & husking machine	43 249	252 711	65 533	793 733
8437805900	Other machine used in the milling indust or working of cerals, elec	29 015	483 421	82 841	1 123 342
8437806100	Polishing machine for rice, sieving, bran cleaning & husking machine	2 240	492 362	27 675	672 233
8437806900	Other machine used in the milling indust or working of cerals, not	793	160 278	5 007	1 711 448
8437901100	Parts of machin of subheading 8437.10, electrically operated	51 333	736 157	455 750	4 067 047

**I.3. IMPOR MENURUT KOMODITI / IMPORT BY HS COMMODITY**  
**\*\*\* AGUSTUS/AUGUST 2012 \*\*\***

HS	Uraian Komoditi Commodity Description	Berat Bersih / Net Weight (Kg)		Nilai / Value C.I.F (US\$)	
		Bulan ini Current Month	Kumulatif Cum.Jan. to date	Bulan ini Current Month	Kumulatif Cum.Jan. to date
8437901900	Parts of machines oth than of subhead8437.10,electrically operate	78 974	516 772	143 280	797 515
8437902100	Parts of machines of subheading 8437.10,not electrically operated	0	20 897	0	90 638
8437902900	Oth parts of machines of subheading8437.10, not electrically oper	133 649	837 197	192 093	1 367 715
8438101000	Bakery machine,macaroni,spaghetti/simila products, electrically c	152 398	2 201 971	5 865 964	32 122 375
8438102000	Bakery machine,macaroni,spaghetti/simila products, not electrical	7 245	445 392	17 009	506 688
8438201000	Machinery for the manufacture of confectionary cocoa/chocolate, electr	23 465	1 615 723	805 865	46 128 328
8438202000	Machine for the manufacture of confectionary chocolate,not elect	10	2 547	29	31 116
8438301000	Machine for sugar manufacture, electricoperated	175 307	4 100 068	978 455	44 726 232
8438302000	Machinery for sugar manufacture, notelectrically operated	60 835	60 835	205 000	205 000
8438400000	Brewery machinery, electrically operated	0	1 309	0	83 266
8438501000	Mach for the preparation of meat/poultry ,electrically operated	47 650	499 376	891 172	9 253 454
8438502000	Mach for the preparation of meat/poultry ,not electrically operate	1 635	73 196	1 935	496 854
8438601000	Machiner for the preparation of fruits,nuts/vegetable, electrically	10 162	300 137	70 044	8 334 372
8438602000	Machiner for the preparation of fruits,nuts/vegetable, not electric	19 165	256 454	31 115	727 469
8438801100	Coffee pulpers, electrically operated	6 189	304 557	192 223	4 504 262
8438801200	Coffee pulpers, not electricallyoperated	0	13 270	0	184 740
8438809100	Other machine for the industrial preparation/manufacture, electri	132 609	1 340 745	4 854 027	22 291 664
8438809200	Other machine for the industrial preparation/manufacture, not el	16 072	92 071	43 013	274 804
8438901100	Parts of electrically operated machineof subheading 8438.30.10	334 761	630 402	3 475 774	5 249 311
8438901200	Part of coffee pulper,electric operatedmachines	1	851	5	63 370
8438901900	Parts of oths goods of heading 84.38 electrically operated	62 045	1 785 162	1 957 635	21 596 988
8438902100	Parts of goods of subheading 8438.30.20not electrically operated	0	178 166	0	427 610
8438902200	Part of coffee pulpers,non electric operated machines	0	42	0	731
8438902900	Parts of oth goods of heading 84.38.20 of coffee pulpers,not elect	76 446	275 051	666 153	3 561 375
8439100000	Machinery for making pulp of fibrouscellulosic material	0	137 517	0	1 335 691
8439200000	Machinery for making paper/paperboard	205 976	1 857 869	4 775 800	23 938 026
8439300000	Machinery for finishing paper/paperboard	80 856	1 006 240	868 940	12 129 835
8439910000	Part of machine for mak pulp of fibrouscellulosic material,electric	573 612	1 809 991	6 343 685	44 045 620
8439990000	Parts for making/ finishing paper/ paperboard, electrically operate	1 102 669	3 906 501	17 779 377	80 612 674
8440101000	Book-binding mach, includ book-sewing,electrically operated	55 275	345 822	643 965	3 868 191
8440102000	Book-binding mach, includ book-sewing,not electrically operated	6 319	17 435	45 204	106 937
8440901000	Parts of book binding & sewing machineselectrically operated mac	274	5 444	78 263	410 422
8440902000	Parts of book binding & sewing machinesnot electrically operated	232	262	151	21 513
8441101000	Cutting paper machines, electrycallyoperated	197 949	3 082 812	1 283 781	31 639 338
8441102000	Cutting paper machine, not electrycallyoperated	13 219	203 985	42 798	1 284 168
8441201000	Machine for making bags,sacks/envelopeselectrically operated	33 813	411 343	78 278	3 431 350
8441202000	Machine for making bags,sacks/envelopesnot electrically operatec	570	5 472	23 668	100 997
8441301000	Elect mach oth than by moulding for make cartons,boxes,cases,tul	64 590	1 337 245	256 641	11 823 339
8441302000	Not elect mach oth than by moulding formake cartons,boxes,cases	20 502	24 841	145 016	163 511
8441401000	Machines for moulding articles in paperpulp,paper/paperboard,ek	180 091	1 067 600	2 224 526	13 089 729
8441402000	Machines for moulding articles in paperpulp, paper/paperboard, n	0	8 592	0	92 435
8441801000	Oth machinery for making up paper pulp,paper/paperboard,electr	348 585	3 334 649	8 495 386	63 190 309
8441802000	Oth machinery for making up paper pulp,paper/paperboard,not el	28 399	110 864	218 009	778 471
8441901000	Part of machin for mak up paper pulp,paper/paperboard,cutting ma	69 030	985 863	596 290	10 287 388
8441902000	Parts of machin for mak up paper pulp,paper/paperboa,cutting ma	14 625	94 110	102 706	726 906
8442301000	Electric machine,app&equip for preparing/making plates,cylinders	28 011	447 621	746 938	9 598 009
8442302000	Non electric machine,app&equ for prepare/making plates,cylinder	4 875	96 702	136 393	1 843 173
8442401000	Parts,of electric machine,app&equip forprepare/making plates,cyl	47 833	686 894	68 190	4 033 476
8442402000	Parts, Non electric machine,app&equ forprepare/making plates,cy	2 165	55 631	85 255	1 213 835
8442500000	Plate,cyls&oth.print comp.plates,cyl & lithograph stones,prepared	58 290	681 550	659 079	7 879 486
8443110000	Ofset printing machinery, reel-fed	173 940	1 519 099	1 678 811	14 014 301
8443120000	Ofset printing machinery, sheet - fed,office type (use sheet<22x36	37 313	203 602	39 191	312 857
8443130000	Oth er ofset printing machinery	553 354	4 142 075	5 946 424	49 949 014
8443140000	Letterpress printing machine, reel-fed,excluding flexographic print	36 964	259 226	311 337	1 460 353
8443150000	Letterpress printing machine, other than reel fed, excluding flexog	450	91 874	7 600	326 549
8443160000	Flexographic printing machinery	241 725	1 293 760	8 362 199	24 691 402
8443170000	Gravure printing machinery	135 310	1 128 070	936 072	14 391 206
8443190000	Other printing machine use for print bymeans of plates, cylinder&	73 826	415 431	233 998	3 433 222
8443311010	Printer-copier,ink-jet,color,capable ofconnecting to a data machin	29 393	4 600 869	517 599	39 247 797
8443311090	Printer-copier,ink-jet proces,no color,capable of connect to data m	9 740	33 597	54 264	470 619
8443312010	Printer-copier,laser proces,color, capable connect to data mach/n	8 493	108 388	424 138	4 595 637
8443312090	Printer-copier,laser proces,no color, capable connect to data mach	33 978	411 780	725 958	8 293 673
8443313010	Combination printer-copier-facs machine, color,connect to data m	39 769	907 290	1 002 136	18 158 237
8443313090	Combination printer-copier-facs machine, no color,connect to dat	49 788	344 178	1 463 197	10 311 293
8443319010	Oth mach which perform >= 2 function ofprinting,copying/facsimil	0	2 420	0	233 151
8443319090	Oth mach which perform >= 2 function ofprinting,copying/facsimil	3 339	105 095	131 262	2 517 405
8443321010	Dot matrix printer,color,capable connect to data machine/network	0	57	0	1 357
8443321090	Dot matrix printer,no color,capable ofconnect to data machine/ne	97 190	1 042 813	2 799 587	30 878 658
8443322010	Ink-jet printer,color,capable of connect to a data machine/network	156 733	3 762 021	2 848 503	44 598 614
8443322090	Ink-jet printer,no color,capable connect to a data machine/network	19 250	115 044	969 361	6 132 221
8443323010	Laser printer,color,capable of connectto a data machine/network	6 867	222 775	114 954	4 412 399

**I.3. IMPOR MENURUT KOMODITI / IMPORT BY HS COMMODITY**  
**\*\*\* AGUSTUS/AUGUST 2012 \*\*\***

HS	Uraian Komoditi Commodity Description	Berat Bersih / Net Weight (Kg)		Nilai / Value C.I.F (US\$)	
		Bulan ini Current Month	Kumulatif Cum.Jan. to date	Bulan ini Current Month	Kumulatif Cum.Jan. to date
8443323090	Ink-jet printer,no color,capable connect to a data machine/network	15 677	750 825	268 361	10 269 305
8443324000	Facsimile machine capable of connect to a data machine/network	9 953	148 480	145 991	2 705 590
8443325010	Screen printing machinery,color, for the manufacture pcb/pwb,	0	491	0	7 615
8443325090	Screen printing machinery,no color, forthe manufacture pcb/pwb,	0	13 946	0	822 885
8443326000	Plotters	0	23 498	0	720 702
8443329010	Other printing machine,color,capableconnect to data machine/net	166	25 763	23 370	499 221
8443329090	Other printing machine,no color,capable connect to data machine.	7 477	199 976	332 415	3 420 242
8443391100	Electrostat photocopy,color,by reproduc original image direct ont	0	125	0	1 967
8443391900	Electros Photocopy,no color, by reproduc original image direct ont	111 620	1 573 105	255 901	3 165 732
8443392010	Electrostat photocopy ,color,by reproduc original image in-direct c	0	6 253	0	215 975
8443392090	Electros photocopy ,no color,by reproduc original image in-direct c	265 480	1 888 375	474 088	3 836 812
8443393090	Oth photocopy apparatus incorporating an optical system,no color	356	53 246	20 026	458 235
8443394010	Ink-jet printer, color, not capable ofconnect to network	0	391	0	2 375
8443394090	Ink-jet printer,not color,not capable of connect to network	0	5 742	0	17 458
8443399010	Laser printer , color, not capable ofconnect to network	52	97	314	2 232
8443399090	Laser printer ,not color,not capable of connect to network	4 278	61 850	113 254	1 247 799
8443910000	Part & accessori of print machinery used for print by component o	1 019 276	18 611 584	55 661 176	483 687 546
8443991000	Part & accessori of screen print machi-nerly for manufact of print c	308	39 574	74 166	1 335 322
8443992000	Ink-filled printer cartridges	172 032	2 328 906	3 803 827	76 743 417
8443993000	Paper feeders and sorters	1 466	34 457	85 935	1 355 535
8443999000	Oth part & accessori of screen printingmachinery	59 598	1 623 943	2 827 748	35 589 448
8444001000	Mach for extrude,texture/cut man-madetextile material,electric o	262 815	1 219 216	4 006 932	14 261 642
8444002000	Mach for extrude,texture/cut man-madetextile material,not electr	4	9 273	36	54 274
8445111000	Carding machines,electrically operated , for preparing textil fibres	36 450	4 071 507	453 506	26 136 837
8445121000	Combing machines, electrically operated, for preparing textil fibre:	47 595	577 004	539 521	3 448 982
8445131000	Drawing/roving machines, electricallyoperated, for preparing texti	172 301	3 611 552	993 066	27 466 301
8445191000	Other machines for preparing textilefibres; electrically operated	213 901	1 223 427	1 003 146	24 571 015
8445192000	Other machines for preparing textilefibres; not electrically operate	15	39 972	3 108	519 953
8445201000	Textile spinning machines; electricallyoperated	1 566 507	11 931 767	5 105 965	61 411 944
8445202000	Textile spinning machines,not electrical operated	200	451	48 142	60 441
8445301000	Textile doubling/twisting machines;electrically operated	12 030	961 591	107 500	4 751 045
8445401000	Textile winding(including weft-winding)or reeling machin,electrica	97 475	2 288 227	1 982 517	41 496 513
8445402000	Textile winding (including weft-winding)or reeling machine,not ele	0	4 721	0	19 758
8445901000	Mach for prepring textile yarns to usedweaving/knitting/stich bon	19 625	430 916	93 286	4 842 841
8445902000	Mach for prepring textile yarns to usedweaving/knitt/stich bond,n	37 355	51 770	169 533	304 496
8446101000	Machines for weaving fabricsof a width ? 30 cm, electric operated	88 597	456 680	368 435	2 465 164
8446210000	Power looms	24 022	662 987	104 047	4 024 326
8446290000	Machines for weaving fabricsof a width >30 cm,shuttle type	472 084	4 549 877	1 868 085	25 556 899
8446300000	Machines for weaving fabricsof a width >30 cm, shuttleless type	508 110	6 868 704	3 501 548	51 271 502
8447111000	Circular knitting mach,cylinderdiamtr ? 165 mm, electrically opera	42 423	844 646	340 474	9 960 511
8447112000	Circular knitting mach,cylinderdiamtr ? 165 mm,not electric opera	0	80 190	0	2 113 315
8447121000	Circular knitting mach,cylinderdiamtr >165 mm, electrically operat	62 572	1 096 519	960 957	12 469 705
8447201000	Flat knitting & stitch bonding machine,electrically operated	168 675	1 734 027	1 671 044	24 777 203
8447202000	Flat knitting & stitch bonding machine,not electrically operated	5 000	83 936	26 000	254 100
8447901000	Machines for making gimped yarn,tulle,lace&mach for tufting,elec	202 753	2 692 841	1 003 654	17 665 812
8447902000	Machines for making gimped yarn,tulle,lace&mach for tufting,not	364	113 006	28 770	574 540
8448111000	Dobbies & jacquards, card reducing,copying,puching/ass mach, ele	12 290	397 568	85 287	5 350 506
8448112000	Dobbies & jacquards, card reducing,copying,puching/ass mach,not	361	7 327	4 504	33 527
8448191000	Auxiliary mach for use extruding/preparetextile/weave/knitt, elect	53 085	557 156	757 144	7 530 517
8448192000	Auxiliary mach for use extruding/preparetextile/weave/knitt, not e	952	19 473	10 618	226 998
8448200000	Parts&accessories of machines for extrud/their auxiliary machiner	81 667	949 728	1 907 651	12 721 100
8448310000	Card clothing	24 618	280 288	498 049	4 403 734
8448320000	Parts & access of mach for preparingtextile fibres,other than card	44 465	267 010	276 075	2 109 824
8448330000	Spindles, spindle flyers,spinning rings,and ring travellers	31 598	389 055	366 803	5 633 982
8448390000	Oth parts & access of mach of preparingtextile fibres/their auxiliar	119 746	1 924 763	1 949 456	29 121 371
8448420000	Reeds for looms, healds & heald-frames	9 197	86 916	326 565	2 508 879
8448491000	Shuttles,elect operated mach,use withmachines for extruding & kr	256	167 967	8 267	1 333 628
8448499100	Oth parts&access, elect operated,use withmachines for extruding &	37 730	399 725	372 964	4 091 032
8448499200	Parts&accs of non-elect operated, usemachines for extruding & kn	4 064	31 728	186 089	1 431 632
8448510000	Sinkers, needles&other articles used informing stitches	4 361	121 624	628 836	7 298 827
8448590000	Othe parts&accessories of mach forknitting/their auxiliary machin	29 665	477 993	270 815	4 970 087
8449001000	Mach for the manufacture/finishingof felt/nonwovens,electrically	1 521	627 080	43 064	12 709 151
8449002000	Mach for the manufacture/finishingof belt/nonwovens, not elect c	0	4 749	0	7 161
8450111000	Household/laundry-type washing machines;fully-automatic mach;	66 511	950 538	259 398	4 076 946
8450119000	Household/laundry-type wash machines;fully- automatic machine.	1 875 848	15 634 782	7 577 499	67 878 572
8450120010	Household/laundry-type wash machines;built-in centrifugal drier,c	134 614	1 510 394	558 541	6 581 099
8450120020	Household/laundry-type wash machines;built- in centrifugal drier,	448 941	7 295 557	1 838 767	27 613 734
8450191010	Other household/laundry-type wash machindry linen capacity ? 6 l	0	4 320	0	9 052
8450191020	Other household/laundry-type wash machindry linen capacity > 6 l	0	36	0	670
8450199020	Other household/laundry-type wash machindry linen capacity > 6 l	3 715	10 885	11 340	145 725
8450200000	Household/laundry-type washing machines;a dry linen capacity >1	120 559	1 502 818	733 401	8 940 361



**I.3. IMPOR MENURUT KOMODITI / IMPORT BY HS COMMODITY**  
**\*\*\* AGUSTUS/AUGUST 2012 \*\*\***

HS	Uraian Komoditi Commodity Description	Berat Bersih / Net Weight (Kg)		Nilai / Value C.I.F (US\$)	
		Bulan ini Current Month	Kumulatif Cum.Jan. to date	Bulan ini Current Month	Kumulatif Cum.Jan. to date
8450901000	Parts of mach of dry linencapacity > 10 kg	498	140 854	7 822	245 384
8450902000	Parts of mach of dry linen, full auto,with built-in centrifugal drier,cc	418 111	3 856 055	1 438 043	13 100 387
8451100000	Dry-cleaning machines	71 490	287 030	764 286	1 878 220
8451210000	Drying machines,each of a dry linencapacity not exceeding 10 kg	19 799	210 559	108 731	1 020 329
8451290000	Drying machines,each of a dry linencapacity exceeding 10 kg	22 459	1 542 744	268 015	9 894 347
8451301000	Ironing machines and presses(including fusing presses)	467	57 289	10 179	508 520
8451309000	Ironing machines and presses(including fusing presses)	30 165	277 308	289 636	3 323 782
8451400000	Washing, bleaching/dyeing machines	122 450	1 894 581	2 143 053	20 917 385
8451500000	Mach. for reeling,unreeling,folding,cutting/pinking textile fabrics	13 417	381 770	100 296	3 429 016
8451800010	Other machinery exclude washing machfor laundry ; for domestic	488	29 198	4 859	257 101
8451800090	Other machinery exclude washing machfor laundry ; for domestic	226 132	2 496 641	1 755 835	23 875 128
8451901100	Parts of drying machines witha dry linen capacity ? 10 kg	82	1 548	1 743	38 089
8451901900	Parts of drying machines witha dry linen capacity ? 10 kg	41	83 844	2 179	700 664
8451909000	Parts of drying machines witha dry linen capacity > 10 kg	75 065	613 299	458 088	5 968 028
8452100000	Sewing machines of the household type	138 593	1 210 801	237 951	4 506 218
8452210000	Sewing machines;automatic units	259 314	1 835 424	2 996 410	17 890 925
8452290000	Sewing machines;not automatic units	127 411	2 989 877	1 165 116	29 115 787
8452300000	Sewing machine needles	21 544	199 317	50 677	672 139
8452901100	Arm,bed,stand,flywheel,belt guard;pedals of sewing mach of hous	15 798	253 529	17 122	631 122
8452901200	Furniture, bases and covers for sewingmachines and parts there of	6 723	122 738	19 787	315 264
8452901900	Oth part of sewing mach of machineryof sewing machines of hous	26 414	568 611	252 765	3 382 846
8452909110	Arms beds,foot & pedals of mach excludeof sewing machines of hc	19 820	48 091	25 481	140 356
8452909190	Other parts of sewing mach of machineryof sewing machines of hc	1 084	27 828	23 469	430 382
8452909200	Furniture, bases and covers for sewingmachines and parts thereof	6 398	96 946	30 896	544 097
8452909900	Other parts of sewing mach of machineryexclude sewing mach of l	135 157	2 036 783	397 996	5 272 719
8453101000	Machinery for prepare,tanning/work hides, skins/leather, elect op	31 953	771 271	327 915	8 395 278
8453102000	Machinery for prepare,tanning/work hides, skins/leather, not elec	38	1 532	9 518	17 348
8453201000	Machinery for making/repairing footwear,electrically operated	376 644	2 905 572	3 737 146	25 375 539
8453202000	Machinery for making/repairing footwear,not electrically operatec	1 549	98 007	19 462	1 089 127
8453801000	Other Mach for make/repaiere footwear,notsewing machine,electr	348 898	1 855 200	2 449 429	14 614 521
8453802000	Other Mach for make/repaiere footwear,notsewing machine,not el	2 279	18 750	2 640	171 015
8453900000	Parts of machinery for preparing,tanningworking hides, skins, leatl	29 123	390 981	516 320	4 588 810
8454100000	Converters	137 838	1 596 370	263 727	3 043 002
8454200000	Ingot moulds and ladles	38 340	819 860	875 837	16 843 021
8454300000	Castng machines	182 453	2 305 777	811 930	22 373 580
8454900000	Parts of converter, ladles, ingot moulds, casting mach for metellur	246 508	4 221 698	1 717 998	32 455 307
8455100000	Tube mills	53 591	140 101	120 395	3 281 435
8455210000	Rolling mills,hot/combination hot & cold	360 380	1 820 394	409 000	3 918 523
8455220000	Rolling mills, cold	107 529	488 249	943 234	2 783 417
8455300000	Rolls for rolling mills	915 597	4 192 860	2 783 277	18 848 761
8455900000	Other parts of metal-rolling millsand rolls therefor.	1 250 232	5 773 818	4 128 811	27 058 121
8456100000	Mach tool for work any material byremoval material,operat by las	9 231	285 857	161 178	8 624 044
8456200000	Machines tool for work any material byremoval material,operat by	526	18 774	18 901	780 008
8456300000	Machines tool for work any material byremoval material,electro-d	37 944	465 156	786 320	8 349 199
8456901000	Mach tool for mnfact of printed circuit,numerical control,by plasm	16 065	70 921	88 751	1 131 674
8456902000	Wet proces equip for the application byimmersion of electrochem	0	2 036	0	30 375
8456909000	Oth mach tool for work any materialby other operating processes	32 613	204 490	343 033	3 863 579
8457100000	Machining centres	442 577	4 344 046	10 984 242	71 089 908
8457200000	Unit construction machines(single-station)	8 107	210 190	351 813	3 820 023
8457300000	Multi-station transfer machines	7 739	47 969	409 342	1 443 446
8458110000	Horizontal lathes, for removing metalnumerically controlled	429 913	2 739 619	9 976 849	64 633 600
8458191000	Horizontal lathes, for remove metal,bed-spidle ctr not excd? 300r	33 152	507 910	187 784	4 383 554
8458199000	Horizontal lathes, for remove metal, bed-spidle cntrl not excd>300r	75 614	2 520 616	312 316	14 808 614
8458910000	Other lathes,for removing metalnumerically controlled	52 354	473 145	406 453	5 841 553
8458991000	Oth lathes,for remove metal,not numericcntrl,spidle ctr-bed not e.	23 795	124 902	177 093	505 988
8458999000	Oth lathes,for remove metal,not numericctrl, spidle cetnre-bed nc	254 133	2 098 554	1 603 820	13 361 090
8459101000	Way-type unit head machines,electrically operated	20 902	479 481	182 622	8 957 359
8459102000	Way-type unit head machines,not electrically operated	3 102	34 882	302 095	636 018
8459210000	Drilling machines,numerically controlled	18 903	428 889	1 006 023	12 191 979
8459291000	Drilling machines,electrically operated	131 176	1 264 197	1 081 643	5 377 522
8459292000	Drilling machines, not electricallyoperated	1 152	53 324	9 011	243 957
8459310000	Boring-milling machines, not horizontallathes,numerically controll	66 423	144 194	943 242	1 910 786
8459391000	Boring-milling machines,electricallyoperated, not horizontal lathes	59 906	435 340	694 846	3 014 648
8459392000	Boring-milling machines, not electricaloperated not horizontal latr	574	56 553	5 730	342 967
8459401000	Boring machines, electrically operated	42 044	863 955	94 963	12 810 373
8459402000	Boring machines, not electrical operated	3 708	56 579	11 903	461 945
8459510000	Milling machines, knee-type, numericallycontrolled	0	4 944	0	40 165
8459591000	Milling machines, knee-type,electrically operated	60 507	367 353	104 664	1 143 729
8459592000	Milling machines, knee-type,not electrically operated	1 934	48 202	4 420	125 469
8459610000	Other milling machines, numericallycontrolled	16 960	120 341	145 749	1 352 948
8459691000	Other milling machines, electricallyoperated	95 722	823 357	828 477	5 732 184

**I.3. IMPOR MENURUT KOMODITI / IMPORT BY HS COMMODITY**  
**\*\*\* AGUSTUS/AUGUST 2012 \*\*\***

HS	Uraian Komoditi Commodity Description	Berat Bersih / Net Weight (Kg)		Nilai / Value C.I.F (US\$)	
		Bulan ini Current Month	Kumulatif Cum.Jan. to date	Bulan ini Current Month	Kumulatif Cum.Jan. to date
845962000	Other milling machines, not electrically operated	1 052	47 975	1 489	529 922
8459701000	Other threading/tapping machines, electrically operated	17 094	300 174	643 186	4 378 164
8459702000	Other threading/tapping machines, not electrically operated	428	34 054	2 984	147 566
8460110000	Flat-surface grinding mach, an accur of at least 0.01 mm, numeric cc	21 424	224 398	480 440	8 654 914
8460191000	Other flat-surface grinding mach, an accur at least 0.01 mm, elect o	105 674	726 057	1 936 576	11 130 507
8460192000	Oth flat-surface grinding mach, an accurat least 0.01 mm, not elect	15 630	65 252	67 712	507 531
8460210000	Other grinding mach, an accuracy of atleast 0.01 mm, numerically c	19 857	391 404	919 921	16 991 386
8460291000	Other grinding mach, an accuracy of atleast 0.01 mm, electrically o	97 181	831 854	1 731 156	8 514 405
8460292000	Other grinding mach, an accur at least 0.01 mm, not electric operat	1 632	169 913	2 553	737 138
8460311000	Machine tools, numeric controlled, forsharpen carbide diamet ? 3.	1 190	158 610	114 462	1 920 904
8460319000	Oth sharpening (tool/cutter grinding)machines, numerically contro	3 565	46 765	37 689	739 842
8460391000	Oth sharpening (tool/cutter grinding)machines, electrically operati	2 888	245 648	16 125	1 733 731
8460392000	Oth sharpening (tool/cutter grinding)machines, not electrically ope	754	10 852	8 898	107 668
8460401000	Honing/lapping machines, electrically operated	9 918	113 819	434 084	3 905 870
8460402000	Honing/lapping machines, not electrically operated	28 193	58 252	41 583	361 370
8460901000	Other machine-tools for deburring, abrasives/ polishing products, e	75 243	356 790	260 525	3 052 049
8460902000	Other mach-tools for deburring, abrasives/polishing products, not i	13 528	85 789	38 873	718 912
8461201000	Shaping/slotting machines, electrically operated	37 389	537 233	371 150	6 183 624
8461202000	Shaping/slotting mach, not electrically operated	32 790	75 145	95 190	305 066
8461301000	Broaching mach, electrically operated	6 260	198 826	295 221	7 319 059
8461302000	Broaching mach, not electric operated	29	790	649	4 657
8461401000	Gear cutting, gear grinding/gearfinishing mach electric operated	23 756	364 929	141 116	14 840 223
8461402000	Gear cutting, gear grinding/gearfinishing mach not electric operate	0	12 177	0	283 919
8461501000	Sawing/cutting-off machines, electrically operated	130 732	1 282 531	1 020 876	10 361 918
8461502000	Sawing/cutting-off machines, not electrically operated	10 003	211 951	12 120	1 384 710
8461901100	Planing machines, electric operated	2 805	20 816	6 176	260 012
8461901900	Other planing machines, electric operated	51 290	346 637	319 433	3 033 948
8461909100	Other planing machines, not electric operated	16	22 501	2 744	57 613
8461909900	Other mach-tool work by removing metal or cerments, not electric	18 994	276 963	185 149	2 124 779
8462101000	Forging/die-stamping machines (incl pres& hammers, electric ope	1 022 249	12 621 554	6 211 659	118 715 084
8462102000	Forging/die-stamping machines (incl pres& hammers, not electric o	32 375	323 172	145 421	3 541 027
8462210000	Bend, fold, straighten/flattening machine (incl pres), numeric cont	182 789	966 266	3 039 980	14 939 558
8462291000	Bend, fold, straighten/flattening machine (incl pres), unnumeric cntr	360 445	3 771 587	1 573 083	15 832 011
8462292000	Bend, fold, straighten/flattening mach (incl pres), unnumeric cntrl, nt e	22 156	298 523	95 897	1 646 994
8462310000	Shearing machine (incl press), oth than combine punching mach, nu	93 050	268 057	385 829	2 201 356
8462391000	Shearing mach (incl press), oth than bine punching mach, numeric c	168 822	3 792 718	484 527	26 426 493
8462392000	Shearing mach (incl press), oth than bine punch mach, not electric o	16 486	145 861	221 635	608 615
8462410000	Punching/notching mach, incl comb punch & shearing mach, numer	39 398	602 808	317 887	7 847 997
8462491000	Punching/notching mach, incl comb punch & shearing mach, not nu	127 765	1 317 214	841 621	9 989 739
8462492000	Punching/notching mach, incl comb punch & shear mach, not numri	2 176	19 832	10 871	217 626
8462910000	Hydraulic presses	465 343	2 993 273	2 845 829	16 807 105
8462991000	Mach for manufac of boxes, cans & similar contain of tin plate, elec	13 244	524 005	962 622	6 290 097
8462992000	Mach for manufac of boxes, cans contain tin plate, not electrically o	0	26 834	0	122 917
8462995000	Oth machine for working metal by forging, hammering, electrically op	65 287	3 862 602	1 267 725	24 694 024
8462996000	Oth machine for working metal by forging, hammering, not electricall	383	218 417	2 034	1 217 402
8463101000	Draw-benches for bars, tube, profile, wire, or the like, electrically op	85 617	996 328	1 165 994	5 013 670
8463102000	Draw-benches for bars, tube, profile, wire, or the like, not electrically	1	68 182	9	369 360
8463201000	Thread rolling machines, electrically operated	575 988	3 450 697	1 454 047	8 286 215
8463202000	Thread rolling machines, not electrically operated	0	197 953	0	343 880
8463301000	Machines for working wire, electrically operated	16 841	1 483 046	260 637	14 452 785
8463302000	Machines for working wire, not electrically operated	64	135 356	2 857	1 251 316
8463901000	Oth mach tool for work metal/cerments, without remove material,	95 965	1 294 847	1 970 655	11 473 507
8463902000	Oth mach tool for work metal/cerments, without remove material,	8 741	63 861	72 692	370 950
8464101000	Sawing machines, electrically operated	52 772	324 428	164 578	998 176
8464102000	Sawing machines, not electrical operated	0	4 058	0	28 437
8464201000	Grinding/polishing machines, electrically operated	92 844	1 117 867	213 468	3 319 270
8464202000	Grinding/polishing machines, not electrically operated	156	23 622	125	72 621
8464901000	Oth mach tool for work stone, ceramics/like mineral material, elect	40 197	2 328 866	130 602	10 051 771
8464902000	Oth mach tool for work stone, ceramics/like mineral material, not e	12 543	287 334	46 473	2 637 249
8465100000	Mach, can carryout diffrnt type opration without tool charge for su	43 236	621 882	583 441	2 752 988
8465911000	Sawing machines for scoring PCB/ PWB's electrically operated	0	33 726	0	117 237
8465912000	Other sawing mach for scoring PCB/ PWB's, electrically operated	148 590	1 125 824	389 307	4 680 933
8465919000	Other sawing mach for scoring PCB/ PWB's, not electrically operat	69 764	481 525	364 870	3 412 453
8465921000	Mach tools for routing PCB/PWB's substrates, shank dmtr ? 3.175 n	35	38 316	1 642	285 951
8465922000	Oth planing, milling/moulding (by cutting) mach, electrically operate	54 003	879 481	272 386	4 032 822
8465929000	Oth planing, milling/moulding (by cutting) machines, not electric ope	16 844	343 457	319 756	2 223 592
8465931000	Grinding, sanding/polishing machines, electrically operated	90 130	701 311	2 108 541	12 250 490
8465932000	Grinding, sanding/polishing machines, not electrically operated	1 798	21 811	8 162	74 936
8465941000	Bending/assembling machines, electrically operated	44 671	246 618	225 778	3 073 772
8465942000	Bending/assembling machines, not electrically operated	0	4 255	0	190 965
8465951000	Drilling mach for manufac PCB/PWB's, with a spindle speed > 50.0	67	42 311	2 578	306 514

**I.3. IMPOR MENURUT KOMODITI / IMPORT BY HS COMMODITY**  
**\*\*\* AGUSTUS/AUGUST 2012 \*\*\***

HS	Uraian Komoditi Commodity Description	Berat Bersih / Net Weight (Kg)		Nilai / Value C.I.F (US\$)	
		Bulan ini Current Month	Kumulatif Cum.Jan. to date	Bulan ini Current Month	Kumulatif Cum.Jan. to date
8465953000	Other drilling/morticing machines,electrically operated	41 823	397 968	39 208	1 198 247
8465959000	Other drilling/morticing machines,not electrically operated	746	148 938	1 728	829 312
8465961000	Splitting, slicing/paring machines,electrically operated	117 267	972 045	1 250 005	6 331 691
8465962000	Splitting, slicing/paring machines,not electrically operated	26 418	33 532	23 312	96 134
8465993000	Other machine tools, lathes, eletrically operated	81 229	405 463	204 942	3 283 185
8465994000	Other machine tools, lathes,not eletrically operated	4 380	38 612	60 800	284 764
8465995000	Mach for deburring surfaces ofPCB/PWB's, for scoring laminati pre	3 002	60 704	34 834	387 588
8465996000	Other mach-tools for nailing,stapling,glueing/otherwise assemb,el	54 236	1 055 253	154 353	7 054 271
8465999000	Other mach-tools for nailing,stapling,glueing/otherwise assemb,nc	80 033	534 315	449 498	4 482 635
8466101000	Tool hold.self-open dieheadsfor 8456.90,8460.31,8465.91,8465.92	4 592	123 669	82 856	1 566 135
8466109000	Oth tool holders & self-opening dieheads	29 761	426 367	1 936 220	13 918 723
8466201000	Work holders for sub 8456.99, 8460.31,8465.91, 8465.92, 8465.95	3 766	25 403	85 724	912 585
8466209000	Oth work holders for other machine tools	161 201	590 491	4 691 925	16 382 709
8466301000	Dividing h,special attachm 8456.99,8460.31,8465.91,8465.92,846	916	16 965	86 268	534 254
8466309000	Dividing h,not for attachm sub 8456.99,8460.31,8465.91,8465.92	4 421	174 839	149 101	3 969 230
8466910000	Parts&acces suitable for machineof heading 84.64-84.65	106 316	1 011 033	206 352	3 562 755
8466921000	Parts&acces suitabl for mach 8465. 91.10,8465.92.10,8465.95.10,	4 714	60 069	11 412	1 196 005
8466929000	Parts & acces suitable for machof otherheading 84.65	21 713	535 567	672 307	7 240 016
8466932000	Parts&acces suitabl for mach 8456. 99.20,8456.99.30,8456.99.40&	149	6 133	8 870	234 252
8466939000	Parts&acces suitable for mach of otherheadings 84.56 to 84.61	83 171	101 282 198	2 991 778	26 521 706
8466940000	Oth parts & acces suitable for machinesother headings 84.56 to 84	161 574	1 557 178	1 850 761	28 331 253
8467110000	Tool for work in the hand,pneumatic,rotary type (incl rotary perc	25 069	193 423	567 015	6 164 153
8467190000	Tool for working in the hand,pneumatic,in other type	66 343	309 274	565 697	2 721 237
8467210000	Drills of all kinds with self containedelectric motor	143 080	2 176 827	586 698	8 143 623
8467220000	Saws with self contained electric motor	77 266	790 918	256 869	2 708 458
8467290000	Oth tool for working in the hand,with self-contained electric moto	481 122	6 666 510	1 410 071	19 684 934
8467810000	Chain saws	85 639	1 605 916	421 995	5 566 746
8467890000	Oth tool for working in the hand,with self-contained non-electric r	19 003	411 850	283 301	3 620 869
8467911000	Part of chain saw,of elect-mechanic forwork in hand,self-cont. elec	7 527	43 970	11 119	127 539
8467919000	Part of chain saw,of elect-mechanic forwork in hand,self-cont. nor	138 084	1 760 346	246 412	3 026 157
8467920000	Parts of pneumatic tools	3 992	90 910	73 223	725 224
8467991000	Part of hydraulic tool,of goodswith self-contained electric motor	6 030	252 287	36 446	738 412
8467999000	Part of hydraulic tool,of goodsnot with self-contained electric mot	130 084	896 193	450 864	2 823 091
8468100000	Hand-held blow pipes	370	13 614	1 709	57 847
8468201000	Hand-operated gas welding, brazing/cutting appliances for metal	90 522	450 869	303 262	1 433 794
8468209000	Other gas-operated machinery & apparatus	121 110	561 936	773 972	4 445 531
8468800000	Other machinery and apparatus	45 539	594 374	580 702	4 930 960
8468901000	Parts of goods of hand-held blow pipes	22 819	232 638	138 427	1 114 808
8468902000	Parts of goods of hand-operat gas weldbrazing/cutting appliances	5 527	54 936	83 761	478 520
8468909000	Oth parts of not hand blow pipe/oprtdgas welding, braze/cut appl	45 903	703 962	845 026	11 835 035
8469001000	Word processing machines	0	10 821	0	90 795
8469009010	Automatic typewriters	1 421	17 194	30 149	273 857
8469009090	Non automatic typewrites	56	31 749	342	228 928
8470100000	Electronic calculators capable of operwithout an extrnl source elect	19 718	784 596	126 730	3 718 719
8470210000	Electronic calculating machinesincorporating a printing device	485	3 655	66 904	234 962
8470290000	Other electronic calculating machines	14 136	148 121	172 358	1 533 967
8470300000	Other calculating machines	109 688	912 902	631 617	3 630 345
8470500000	Cash registers	28 246	393 456	1 450 390	22 592 639
8470901000	Postage-franking machines	0	7 775	0	54 158
8470902000	Accounting machines	0	3 376	0	9 784
8470909000	Mach for pocket-size data record, reprod,display mach with calcul.	0	5 958	0	47 727
8471301000	Palmtop &personal digital assistants(PDAs)	60 357	266 259	3 681 916	26 561 824
8471302000	Laptops incl notebooks and subnotebooks	983 594	8 753 129	70 816 613	692 729 296
8471309000	Oth portable digital automatic dataprocsmach,weigh not more thar	63 583	406 917	21 136 754	129 523 628
8471411000	Personal computers excluding portable	148 925	1 346 529	6 260 177	39 382 145
8471419000	Other digital automatic data processingmachines	62 425	605 081	3 216 188	31 457 735
8471491000	Processing units for personal &portabcomputers,presented in forr	62 034	1 145 483	3 786 342	60 829 180
8471499000	Other digital automatic data proces mach,present in form of syste	29 426	579 804	2 707 215	27 540 949
8471501000	Process units for personal & portab comp,other automatic data pr	273 018	2 125 950	14 126 036	129 514 364
8471509000	Other digital automatic data proces mach,other automatic data pr	233 879	2 171 669	7 802 703	78 888 628
8471603000	Computer keyboards	107 900	1 027 952	671 224	6 009 406
8471604000	X-y coordinate input devices,includingmouse,light pens,joystick,tra	201 560	1 546 074	1 080 024	10 611 459
8471609000	Other mach input/output units,whether/not contain storg units sa	122 868	764 357	1 753 893	26 147 271
8471701000	Floppy disk drives	318	17 030	7 694	205 167
8471702000	Hard disk drives	237 722	2 809 132	6 669 506	81 315 117
8471703000	Tape drives	1 564	13 997	241 499	1 839 542
8471704000	Optical disk drives,including cd-romdrives,dvd drives & cd-r drives	89 097	1 217 473	4 249 891	40 339 873
8471705000	Proprietary fmat strge device incldmedia therefor fr automat dt pr	30 843	185 074	3 972 218	23 672 908
8471709100	Automatic backup systems	0	10 105	0	857 998
8471709900	Other storage units of digital automaticdata processing machines	18 664	338 605	979 471	14 982 538
8471801000	Control and adaptor units	86 310	507 933	1 345 677	6 622 868

**I.3. IMPOR MENURUT KOMODITI / IMPORT BY HS COMMODITY**  
**\*\*\* AGUSTUS/AUGUST 2012 \*\*\***

HS	Uraian Komoditi Commodity Description	Berat Bersih / Net Weight (Kg)		Nilai / Value C.I.F (US\$)	
		Bulan ini Current Month	Kumulatif Cum.Jan. to date	Bulan ini Current Month	Kumulatif Cum.Jan. to date
8471807000	Sound card and video cards	26 152	278 161	334 920	3 490 742
8471809000	Other units of automatic data processingmachines	72 214	821 922	1 126 795	20 269 776
8471901000	Bar code readers	861	19 128	119 778	1 156 917
8471902000	Optical character readers,document/image scanners	33 832	340 075	980 034	10 985 637
8471909000	Other automatic data processing machines& units thereof	156 791	1 932 381	3 179 345	40 274 745
8472101000	Duplicating machines, electric operated	0	14 585	0	136 966
8472102000	Duplicating machines, not electricallyoperated	65	2 717	553	13 992
8472301000	Machines for sorting/folding mail/for inserting mail in envelopes,e	0	38 449	0	446 251
8472302000	Machines for sorting/folding mail/for inserting mail in envelopes,nc	938	1 128	11 099	15 710
8472901000	Automatic teller machines	519 601	6 814 370	6 436 874	74 027 896
8472902000	Electronic fingerprint identificationsystems	4 381	57 905	52 718	1 988 962
8472903000	Other office machines,electrically operated	58 531	590 008	671 732	6 629 843
8472909000	Other office machines,not electrically operated	13 086	219 213	13 833	715 233
8473101000	Printed circuit assembliesfor word- processing machines	21	1 006	2 319	52 973
8473109000	Other parts & acces of the mach oftypewriter not printer/word pr	3 587	32 238	269 141	2 799 146
8473210000	Parts & accs of elect calculating; with/without extrnal sources & pr	1 742	14 037	32 621	661 700
8473290000	Other parts & accses of the machine ofcalculating, reproducing, di	12 637	68 168	273 890	1 548 854
8473301000	Assembled printed circuit boards	207 448	2 229 174	12 264 349	87 787 174
8473309000	Other parts & acces of the machines ofautomatic data processing	499 232	5 353 727	13 903 979	90 903 686
8473401100	Parts including printed circuit assembfor automatic teller machine	272	9 590	52 083	1 179 912
8473401900	Other parts&access of the mach of othoffice machine,for elect opr	13 013	504 141	141 339	3 038 731
8473402000	Other parts&access of the mach of othoffice machine,for non elec	3 220	9 999	148 996	228 596
8473501100	Parts&access suitable for use with machauto data procc mach & u	1 083	207 014	35 357	1 752 220
8473501900	Part&acc suitabl for use mach typewriternot printers&oth office r	26 075	69 670	73 857	340 464
8473502000	Part&acc suitabl for use mach typewriternot print&oth office macl	88	520	8 077	17 283
8474101000	Sorting,screening,separating/washingmachines, electrically operat	399 923	3 740 800	1 846 666	20 274 281
8474102000	Sorting,screening,separating/washingmachines, not electrically op	55 590	531 603	418 519	1 682 865
8474201100	Crushing/grinding machines for stoneelectrically operated	537 342	10 224 991	1 054 570	25 508 976
8474201900	Crushing/grinding mach for earth,oresoth mineral substances,elect	1 323 533	7 416 008	14 406 505	68 189 280
8474202100	Crushing/grinding mach for stonenot electrically operated	0	215 213	0	403 279
8474202900	Crushing/grinding mach for earth,oresoth mineral substances,not e	11 747	585 360	38 940	2 346 887
8474311000	Concrete/mortar mixers, electricallyoperated	272 692	3 325 120	1 937 776	11 184 830
8474312000	Concrete/mortar mixers, not electricallyoperated	294 774	896 996	1 006 010	2 246 614
8474321100	Mach for mixing mineral substances withbitumen,output cap ? 80	154 822	1 951 975	257 660	3 360 072
8474321900	Mach for mixing mineral substances withbitumen,output cap > 80	179 457	1 906 327	506 104	4 366 969
8474322100	Mach for mix mineral substnc wth bitumen,output cap ? 80 t/h,no	88	88	2 712	2 712
8474322900	Mach for mix mineral substnc wth bitumen,output cap >80 t/h,no	0	814 620	0	1 247 816
8474391000	Other mixing/kneading machineselectrically operated	574 355	2 075 492	2 418 535	14 785 416
8474392000	Other mixing/kneading machinesnot electrically operated	40 262	67 425	596 265	1 069 373
8474801000	Mach for agglomerating,shaping/mauldsolid mineral fuels,electric	461 372	6 209 343	2 546 075	34 707 779
8474802000	Mach for agglomerating,shaping/mauldsolid mineral fuels,not elec	6 757	706 164	16 784	1 800 044
8474901000	Parts of mach for sort,creen,separate,wash,crush,grinding&mixing	1 036 131	10 461 836	12 374 522	87 862 869
8474902000	Parts of mach for sort,creen,separate,wash,crush,grinding&mix,nc	373 758	1 185 723	2 288 348	8 836 550
8475101000	Mach for assembl electric/electronicclamps tubes/valves,electric o	10 566	144 302	207 634	5 565 402
8475102000	Mach for assembl electric/electronicclamps tubes/valves,not elect.	1 004	3 417	5 785	54 799
8475210000	Machines for making optical fibres andpreforms thereof	0	6	0	765
8475290000	Other machines for manufacturing/hot working glass/glassware	1 151	260 354	5 393	3 106 865
8475901000	Part of mach for assmb/mfg elect/elctrihot work glassware,elect	44 453	199 503	344 910	5 283 538
8475902000	Part of mach for assmb/mfg elect/elctrihot work glassware,not e	2 128	43 204	251 741	1 566 683
8476210000	Automatic beverage-vending machin,incorporating heating/refrige	0	14 217	0	329 785
8476290000	Other automatic beverage-vendingmachines	1 205	1 624	3 648	8 792
8476810000	Other automatic goods-vending mach,incorporating heating/refrig	0	66	0	885
8476890000	Other automatic goods-vending mach,without heating/refrigerati	5 735	29 387	144 248	479 539
8476900000	Parts of automatic goods-vend machincorpor heating/refrigerating	41 731	496 117	697 755	10 169 381
8477101000	Injection-moulding machines for mouldingrubber	405 678	9 789 449	3 425 149	68 252 988
8477103100	P.v.c. injection moulding machine	913 411	12 206 012	5 577 833	80 197 708
8477103900	Other injection-moulding machinesfor moulding plastics	83 525	1 915 310	1 208 574	14 367 312
8477201000	Extruders for extruding rubber	78 000	1 002 641	1 237 893	23 133 272
8477202000	Extruders for extruding plastics	554 653	4 622 458	10 026 252	61 677 114
8477300000	Blow moulding machines	201 835	3 353 554	3 646 966	58 657 904
8477401000	Vacuum moulding & other thermo formingfor moulding/forming r	68 524	2 252 219	2 302 992	24 037 693
8477402000	Vacuum moulding & other thermo formingfor moulding/forming p	298 233	1 958 576	11 380 281	40 587 770
8477510000	Mach for mould/retread pneumt tyres,for mould/othwise forming	81 713	799 993	612 782	17 164 774
8477591000	Other machine for moulding/otherwiseforming for rubber	87 203	1 563 639	339 731	8 251 406
8477592000	Other machine for moulding/otherwiseorming for plastics	120 097	969 633	998 397	10 373 938
8477801000	Other machinery for working rubber/rubber products, electrically	436 120	7 944 219	4 431 176	82 739 550
8477802000	Other machinery for working rubber/rubber products, not electric	279 024	1 405 602	1 085 083	19 030 286
8477803100	Lamination presses for the manufactrof PCB/PWBs	0	249 242	0	1 567 842
8477803900	Other machinery for rubber or plastics,electrically operated	276 008	2 726 536	3 800 300	52 272 963
8477804000	Other machinery for working rubber/plastic products, not elect op	11 755	373 878	147 756	5 879 507
8477901000	Parts of electrically operatd mach forworking rubber/products froi	329 123	3 369 401	3 431 880	49 561 810

**I.3. IMPOR MENURUT KOMODITI / IMPORT BY HS COMMODITY**  
**\*\*\* AGUSTUS/AUGUST 2012 \*\*\***

HS	Uraian Komoditi Commodity Description	Berat Bersih / Net Weight (Kg)		Nilai / Value C.I.F (US\$)	
		Bulan ini Current Month	Kumulatif Cum.Jan. to date	Bulan ini Current Month	Kumulatif Cum.Jan. to date
8477902000	Part of nonelectric opratd mach forworking rubb/fr the manuf pro	56 649	788 442	1 357 400	20 990 824
8477903200	Pars of lamination pressesfor the manufc of PCB/PWBs	2 995	29 799	40 704	876 689
8477903900	Oth Parts not parts of laminationpresses for the manufc of PCB/PV	58 331	154 602	928 415	2 312 013
8477904000	Part of nonelectric opratd mach for workplastic/for the manufgt p	45 487	429 492	2 458 985	7 149 700
8478101000	Machinery for preparing/making uptobacco, electrically operated	624 948	4 129 666	12 462 580	94 289 082
8478102000	Machinery for preparing/making uptobacco, not electrically opera	11 508	11 508	49 756	49 756
8478901000	Parts of machinery for preparing/makingup tobacco, electrically o	68 152	1 096 014	2 473 734	30 336 484
8478902000	Parts of machinery for preparing/makingup tobacco, not electrical	2 160	34 277	1 948	227 289
8479101000	Machinery for public works,building/the like electrically operated	290 042	2 542 966	3 715 065	10 296 208
8479102000	Machinery fr public works,building/the like not electrically operate	24 318	235 293	574 438	3 207 419
8479201000	Mach for the extract/preparation ofanimal/fix vegetabl fat/oil, ele	1 681 271	18 815 366	18 933 917	142 428 424
8479202000	Mach for the extract/preparation of animal/fix vegetabl fat/oil,not	401 600	3 013 713	1 327 762	9 807 142
8479301000	Presses for the manufacture of particleboard electrically operated	417 623	1 341 475	1 001 483	3 220 607
8479302000	Presses for the manufacture of particleboard not electrically opera	66 052	339 853	112 874	734 790
8479401000	Rope/cable making machines,electrically operated	132 270	1 483 010	1 536 674	9 542 284
8479402000	Rope/cable making machines,not electrically operated	92	6 055	771	156 093
8479500000	Industrial robots, not elsewherespecified/included	86 805	1 008 411	5 026 703	58 350 530
8479600000	Evaporative air coolers	117 586	1 260 187	1 168 463	10 974 718
8479710000	Passenger boarding bridges of kind usein airports	0	31 368	0	165 228
8479790000	Oth passenger boarding bridges	52 098	111 389	647 338	3 148 601
8479811000	Oth mach&mechanical appliance fortreating metal,electrically ope	116 929	1 238 131	2 835 335	16 967 066
8479812000	Oth mach&mechanical appliance fortreating mtl,non electrically o	6 658	147 777	270 176	1 632 377
8479821000	Mixing,kneading,crush,grind,screen,sift,homogenis,& emulsift/stir	704 984	5 101 609	12 808 193	75 848 197
8479822000	Mixing,kneading,crush,grind,screen,sift,homogenis,& emulsift/stir	43 164	465 400	789 287	12 111 131
8479892000	Machinery for assembling CPU	14 328	418 604	816 184	16 952 700
8479893000	Oth mach for assembling CPU daughterboard in plastic case/housi	608 180	3 705 086	12 796 141	77 225 705
8479894000	Oth mach for assembling CPU daughterboard in plastic case/housi	92 721	881 507	7 605 594	33 956 808
8479902000	Part of goods Oth mach for assemblingCPU daughter plastic case/t	5 024	93 190	110 461	3 362 680
8479903000	Part of oth electrically operatedmachine	822 567	5 836 508	7 189 425	80 047 276
8479904000	Part of nonelectrically operatedmachinery	87 803	803 627	2 752 584	17 671 356
8480100000	Moulding boxes for metal foundry	153 620	561 122	1 228 490	9 919 927
8480200000	Mould bases	246 624	2 407 667	3 393 838	24 616 870
8480301000	Moulding patterns, of copper	8 523	123 331	609 788	1 652 532
8480309000	Moulding patterns, of other material	94 198	1 640 283	1 334 958	17 883 411
8480410000	Moulds for metal/metal carbidesinjectionn or compression types	106 951	832 092	4 474 008	20 048 356
8480490000	Moulds for metal/metal carbidesnot injection or compression type	120 428	1 819 901	1 997 011	23 350 434
8480500000	Moulds for glass	27 900	128 178	879 999	4 103 195
8480600000	Moulds for mineral materials	418 098	5 295 730	1 152 895	17 324 616
8480711000	Moulds for rubber or plastics, injectionor compression type for fot	80 417	523 924	973 457	7 174 771
8480719010	Moulds for rubber or plastics, injectionor compression type for op	0	327	0	34 914
8480719090	Oth moulds for rubber,plastics,injection/ compression type	478 790	4 022 059	10 519 373	83 214 027
8480791000	Mould for rubber,plastics, not injection, compression type for fotv	16 589	1 067 580	322 726	2 969 808
8480799000	Oth mould for rubber,plastics,not injection , compression type	6 035	226 400	335 257	6 210 121
8481101100	Pres-reduce valve,iron/steel, manual	65 464	438 751	385 302	5 650 361
8481101900	Pres-reduce valve,iron/steel,automaticoperate ,5 cm ? internal dia	276 159	1 676 951	4 092 293	21 662 871
8481102100	Pressure-reducing valves of copper/copper alloys internal diamtr ?	13 682	115 558	151 187	1 731 434
8481102200	Pressure-reducing valves of copper/copper alloys internal diamtr >	229	2 262	13 546	89 914
8481109100	Oth pressure-reducing valves ofplastics 1cm ? internal diamtr > 2.	1 876	37 146	60 668	602 534
8481109900	Oth pressure-reducing valvesnot of plastics	26 302	437 751	151 015	2 556 896
8481201000	Valve for olehydraulic/pneumatic tran,manual oprtd, 5 cm ? intl di	4 287	90 474	124 726	1 580 698
8481202000	Valve for olehydraulic/pneumatic tran,ofcooper/cooper aloy, 1cm	9 427	26 961	765 029	1 039 326
8481209000	Oth valve for olehydraulic/pneumatictransmissions	176 731	1 741 379	3 085 182	31 521 270
8481301000	Check (nonreturn) valve of swing check-valve type,40 cm ?inlets in	26 384	443 972	287 680	3 540 651
8481302000	Check (nonreturn) valve,copper/copperalloy, internal diameter < 2	821	139 891	27 732	1 066 213
8481303000	Check (nonreturn) valve of plastics,10cm ? internal diameter ? 25 c	8 490	27 755	135 061	396 619
8481309000	Other check (nonreturn) valves	217 714	2 578 681	3 452 052	36 603 919
8481401000	Safety/relief valves of copper/copperalloy < 2.5cm	4 631	73 641	149 404	1 621 528
8481402000	Safety/relief valves of plastics10cm ? internal diameter ? 25 cm	183	2 183	8 038	161 569
8481409000	Oth safety/relief valves	160 412	1 433 470	2 798 740	31 876 044
8481801100	Valves for inner tube of copper/copperalloys	150 586	1 662 597	1 381 602	16 019 737
8481801200	Valves for inner tubes of oth materials	9 477	340 845	129 860	3 347 408
8481801300	Valves for tubeless tyres of copper/copper alloys	1 666	14 088	28 056	260 016
8481801400	Valves for tubeless tyresof oth materials	19 023	144 433	93 594	1 078 140
8481802100	Lpg cylinder valv of cooper/cooper alloyhaving inlet&outlet intl dia	1 254	38 369	1 729	207 754
8481802200	Lpg cylinder valv of cooper/cooper alloyhaving inlet&outlet intl dia	6 444	33 398	11 134	77 119
8481803000	Cocks/valves,whether/not fitted withpiezo elect igniters for gas st	2 175	336 515	26 797	1 620 399
8481804100	Soda water bottle valve:gas operat, ofplastic, 1 cm < internal diam	0	935	0	19 338
8481804900	Oth soda water bottle valves:gas operatebeer dispensing units	218 322	1 059 961	3 058 977	9 699 078
8481805100	Mixing tapes and valves,of plastic,1 cm< internal diameter ? 2,5cm	24 562	158 447	52 114	363 126
8481805900	Others mixing tapes and valves	100 436	1 774 013	236 895	3 829 400
8481806100	Water pipeline valve,manual operate,5cm<inlet/outlet int diamtr	14 867	84 870	123 743	537 294

**I.3. IMPOR MENURUT KOMODITI / IMPORT BY HS COMMODITY**  
**\*\*\* AGUSTUS/AUGUST 2012 \*\*\***

HS	Uraian Komoditi Commodity Description	Berat Bersih / Net Weight (Kg)		Nilai / Value C.I.F (US\$)	
		Bulan ini Current Month	Kumulatif Cum.Jan. to date	Bulan ini Current Month	Kumulatif Cum.Jan. to date
8481806200	Cast iron gate valve,inlet diamtr? 4cm&cast iron butterfly valve,inl	184 210	1 455 907	2 219 017	10 277 532
8481806300	Cast iron gate valve,inlet diamtr<4cm &cast iron butterfly valve,inl	39 141	2 190 620	886 513	16 940 966
8481806400	Hog nipple waterer,of plastics,1 cm ? internal diameter < 2,5 cm	852	5 011	27 306	98 506
8481806500	Other hog nipple waterers	10 068	201 806	130 792	1 520 208
8481806700	Other nipple joint valves	68 809	365 196	487 920	2 534 255
8481807100	Ball valves,of plastics,1 cm ? internal diameter < 2,5 cm	71 754	765 919	757 123	2 916 962
8481807200	Other ball valves	350 940	3 188 212	3 677 861	30 666 013
8481807300	Gate valve,manual operate,of iron/steel,5cm ?inlet/outlet interna	194 240	2 968 567	2 361 639	16 425 196
8481807400	Gate valve,manual operate,of iron/steel,inlet/outlet internal diam	29 669	371 913	138 882	2 942 181
8481807500	Manifold valves of plastics,1 cm ? internal diameter < 2,5 cm	1 242	13 406	2 030	82 807
8481807600	Other manifold valves	65 716	429 192	1 193 424	3 595 414
8481808100	Pneumatic control valve,of plastics, 1 cm ?internal diameter < 2,5	1 452	66 125	28 671	1 399 272
8481808200	Other pneumatic controlled valve	7 353	159 362	293 035	5 858 352
8481808300	Oth valve of plastic,inlet diamtr>=1cm, outlet diamtr ? 2,5 cm	10 027	73 195	9 890	141 777
8481808400	Oth valve of plastic,inlet diamtr>=1cm, outlet diamtr > 2,5 cm	4 683	24 098	107 962	288 202
8481808700	Fuel cut-off valve plastic for vehiclefor transport of persons/goods	3 202	44 608	66 792	529 742
8481808800	other fuel cut-off valve plastic forvehicle for transport of persons/	66 258	407 391	303 732	2 479 638
8481808900	Other valve of stainless steel/nickle,manual operate,weighting < 3	43 091	545 284	391 338	3 803 817
8481809100	Water taps of copper or copper alloywith an internal diameter ? 2	79 931	1 589 948	717 331	16 059 266
8481809200	Fuel cut-off valves for vehicle	6 513	114 536	106 388	2 091 464
8481809900	Other Fuel cut-off for vehicle	704 200	8 209 926	19 201 269	173 367 682
8481901000	Parts of housing for sluice/ gate valvesan internal diameter ? 25 m	15 211	172 153	225 161	3 324 042
8481902100	Parts bodies valves, for water taps	10 151	47 431	25 663	243 980
8481902200	Parts bodies valve for LPG cylinder	5 597	19 523	209 246	662 680
8481902300	Other bodies valves not for water taps	907	188 221	54 724	1 697 833
8481902900	Others parts for taps, cocks, valves,and similar appliance of int. dir	67 703	844 498	1 403 900	13 335 660
8481903100	Valve bodies/stems of inner tube ortubeless tyres valves	3 058	40 341	148 079	1 788 266
8481903900	Oth valve bodies/stems of inner tube ortubeless tyres valves	22 725	301 582	128 705	3 009 647
8481904100	Valve cores of inner tube valves ortubeless tyres valves	58	4 736	925	86 568
8481904900	Oth valve cores of inner tube valves ortubeless tyres valves	2 811	57 869	209 387	988 985
8481909000	Others parts for taps, cocks, valvesand similar appliances	368 631	2 266 000	4 521 730	27 803 739
8482100000	Ball bearings	1 380 467	13 834 355	14 900 008	144 474 131
8482200000	Tapered roller bearings,including coneand tapered roller assembli	158 966	1 624 487	2 891 367	25 474 368
8482300000	Spherical roller bearings	184 174	1 798 487	1 238 434	10 674 845
8482400000	Needle roller bearings	75 853	747 052	1 736 477	18 524 608
8482500000	Oth cylindrical roller bearings	103 379	1 111 937	2 508 050	24 734 929
8482800000	Oth,includ.combined ball/roller bearings	853 758	7 049 950	7 599 744	65 487 402
8482910000	Balls, needles and rollers	150 860	1 335 324	1 535 334	12 515 407
8482990000	Other parts of ball and roller bearings	369 633	4 280 592	3 264 898	37 888 755
8483101000	Transmission shafts for machinery ofheading 84.29 or 84.30	99 802	952 475	1 612 301	16 863 904
8483102400	Transmission shaft for vehicles of motorcycles, auxilary motor	815 141	7 228 267	6 982 584	60 058 239
8483102500	Transmission shafts for vehicles ofa cylinder capacity < 2000 cc	352 377	3 358 832	3 898 236	35 596 241
8483102600	Transmission shafts for vehicles of2000 cc < cylinder capacity? 30C	58 780	442 195	706 146	6 343 442
8483102700	Transmission shafts for vehicles ofa cylinder capacity > 3000 cc	213 388	1 998 321	3 249 727	29 365 985
8483103100	Transmission shafts for marine propul-sion engines of an output?2	0	22 701	0	23 556
8483103900	Transmission shafts for marine propul-sion engines of an output>2	37 561	590 706	793 440	8 524 502
8483109000	Other transmission shafts	764 158	7 270 106	10 970 392	93 467 988
8483202000	Bearing housing incorp. ball or rollerbearings for mach.of bulldozer	988	13 420	11 955	144 989
8483203000	Bearing housing incorp. ball or rollerbearings for mach.of vehicles	24 361	216 267	404 366	3 418 441
8483209000	Other bearing housing incorp. ballOr roller	100 627	1 663 679	660 323	6 626 408
8483302000	Bear'g hous'g not incorp.ball or rollerbearings for mach.of head 84	3 717	128 870	198 705	1 868 875
8483303000	Bear'g hous'g not incorp.ball or rollerbearings for eng.of vhcl of ch	96 108	531 722	1 573 600	8 495 158
8483309000	Other bearing housing not incorp.ball orroller bearings; plain shats	285 896	2 704 178	2 292 678	22 908 687
8483402000	Gear&gearing oth than toothed wheels,for marine vessels	122 983	2 001 112	702 260	8 401 024
8483403000	Gear&gearing oth than toothed wheels,for machinery of moving g	186 868	3 508 667	2 327 851	47 287 272
8483409000	Gear&gearing oth than toothed wheels,for oth mar.vsl/mach of m	1 492 002	18 309 125	21 739 961	245 428 284
8483500000	Flywheels&pulleys,including pulley block	630 625	4 627 981	7 987 777	47 974 215
8483600000	Clutches & shaft couplings(including universal joints)	260 578	3 494 494	3 202 839	39 149 385
8483901100	Parts of goods of transmission shaftsfor pedestrian/agricultural tra	836	57 226	23 153	288 803
8483901300	Parts of goods of transmission shaftsfor oth. tractors of pedestriar	2	202 427	197	5 190 334
8483901400	Parts of goods of transmission shaftsfor goods of motorcycles	28 532	262 676	91 522	1 630 490
8483901500	Parts of goods of transmission shaftsfor other goods of vehicle anc	90 495	1 074 193	1 538 317	17 847 373
8483901900	Oth. parts of goods of trans. shafts	92 876	1 175 785	968 664	7 941 902
8483909100	Oth toothed wheels, chain sproccatedfor goods of pedestrian/agric	23	464	2 459	42 012
8483909300	Oth toothed wheels, chain sproccatedfor oth.tractors of pedestriar	0	9 309	0	24 589
8483909400	Oth toothed wheels, chain sproccatedfor goods of motorcycles	57 894	663 249	435 520	5 127 587
8483909500	Oth toothed wheels, chain sproccatedfor other goods of vehicles ar	155 767	1 159 580	2 617 030	20 191 275
8483909900	Oth toothed wheels, chain sproccated	259 677	2 680 416	1 737 993	15 957 863
8484100000	Gaskets&similar joint metal sheetingcombined with oth material/;	259 424	2 368 081	5 122 054	44 740 804
8484200000	Mechanical seal	27 872	554 042	1 917 669	24 738 423
8484900000	Oth.gasket&similar joints of metal sheetcombined with oth mater	299 943	2 732 657	4 367 556	43 855 795

**I.3. IMPOR MENURUT KOMODITI / IMPORT BY HS COMMODITY**  
**\*\*\* AGUSTUS/AUGUST 2012 \*\*\***

HS	Uraian Komoditi Commodity Description	Berat Bersih / Net Weight (Kg)		Nilai / Value C.I.F (US\$)	
		Bulan ini Current Month	Kumulatif Cum.Jan. to date	Bulan ini Current Month	Kumulatif Cum.Jan. to date
8486101000	Apparatus for rapid heating of semi-conductor wafers	5 686	37 466	164 675	1 373 635
8486102000	Spin dryers for semiconductor waferprocessing	22	51 845	77	387 545
8486103000	Machines for working by laser/oth lightin the prod.of semiconduc	1 867	6 668	205 800	277 008
8486104000	Mach.& app for sawing monocrystal semi-ond. boules into slice, w	1 662	10 626	29 344	404 079
8486105000	Grinding, polishing,lapping machines forproces. of semiconductor	81	1 194	11 590	30 350
8486106000	Apparatus for growing/pulling mono-crystal semiconductor boules	516	554	9 116	66 168
8486109000	Oth machines&apparatus for the manu-facture of boules or water	1 547	103 164	219 467	2 725 987
8486201100	Chemical vapour deposition app. for semiconductor production	0	11	0	1 532
8486201200	Epitaxial deposi'n mach. smcndctor wfr;spinner for coat'g photogr.	0	257	0	10 130
8486201900	Other film formation equipment	2 297	3 321	44 755	305 299
8486202100	Ion implanters for doping semiconductormaterials	0	46	0	1 155
8486203100	Deflash mach.;spraying appliances forcleaning metal leads&semic	184	31 839	3 973	758 947
8486203200	Equipment for dry-etching patterns onsemiconductor materials	0	1 369	0	13 205
8486203300	Apparatus for wet etching, developing,stripping,cleaing semiconc	0	4 779	0	53 795
8486203900	Other etching and stripping equipment	0	9 864	0	119 778
8486204100	Direct write-on-wafer apparatus	0	903	0	17 059
8486204200	Step and repeat aligners	0	5	0	212
8486204900	Other lithography equipment	0	85	0	6 027
8486205100	Dicing machines for scribing/scoringsemiconductor wafers	58	318	4 907	7 581
8486205900	Other equipment for dev. exposed wafers	76	2 172	42 289	1 412 813
8486209100	Lasercutters for cut contact. tracks insemiconductor prod. by laser	1	3 294	204	183 169
8486209200	Machines for bending, folding and straightening semiconductor lea	1	1 412	11	169 611
8486209300	Resistance heated furnaces, ovens formfcture of semicon dvc on s	0	1 987	0	74 956
8486209400	Inductance/dielectric furnace, oven formfcture of semicon dvc on	0	722	0	242 350
8486209500	Auto-mach. for the placement/removal ofcomp./contact element	0	2 310	0	121 447
8486209900	Other mach. & aprpts for the mnfact ofsemicon. devices/of elect i	330	29 186	12 726	892 080
8486301000	Apparatus for dry etching patterns onflat panel display substrates	276	6 386	182	57 779
8486302000	App. for wet etch, develop, stripping or cleaning flat panel displa	5	5	10	10
8486303000	Chemical vapour deposition app.to prodspinners for coat,physic di	16	199	612	3 451
8486309000	Othetr mach. and app. for the manufactre of flat panel displays	2	4 827	554	260 185
8486401000	Focused ion beam milling mach to prodce,repair mask,reticle for p	0	3 382	0	305 315
8486402000	Die attach,bonders, for assem. Smcondtormatic mach.for transpor	7 030	56 392	573 199	4 747 069
8486403000	Moulds for manufact. of semiconductordevices	10 940	26 778	46 103	274 672
8486404000	Optical stereoscopic microscopes fittedwith equip.spec'ly dsnged c	0	363	0	22 156
8486405000	Photomicrographic microscope with equipsspecifically designed of	0	95	0	9 972
8486406000	Electron beam microscopes with equipsspecifically designed of smc	0	197	0	5 195
8486407000	Pattern generating app for produce maskor reticle from phtoresis	0	234	0	3 075
8486409000	Other machines and apparatus specifiedin note 9(c) to this chapte	34	21 300	9 789	1 114 580
8486901100	Parts and accessories of app for rapidheating of semiconductor wa	88	5 103	2 211	133 085
8486901200	Parts & accessories of spin dryersfor semiconductor wafer prosesii	0	1 667	0	28 876
8486901300	Parts&access.of mach. for work by laseror oth.lead or photobeam	729	4 066	14 891	117 238
8486901400	Tool holders&self-open diehead, workholders; dividing heads for	9	415	2 634	64 380
8486901500	Oth parts, access.of mach. for machinetools	330	3 453	29 840	400 465
8486901600	Parts & access.of grind, polish, lap mac for processing of semicon.	0	103 582	0	680 401
8486901700	Parts & access.of app for grow/pullingmonocrystal semiconductor	0	39	0	2 800
8486901900	Oth parts, access.of mach. and app. forthe manufact. of boules/wa	72	1 133	20 534	196 083
8486902200	Parts & access. of epitaxial depo. mach,spinner for coat photo. em	0	6 703	0	57 430
8486902300	Parts & access. of ion implanter fordopping of app for phys.I depo,	11 790	45 686	24 997	73 837
8486902400	Tool holder/self-open diehead; of sprayor etch,strip s-wafer,dry-el	1 585	13 681	18 720	427 291
8486902500	Oth parts & access. of dicing machinesfor scribe/scoring smconduct	1 590	9 931	28 047	449 632
8486902600	Tool holder/self-open diehead,dividingheads&oth spec atthcm for	1 217	12 362	50 568	648 233
8486902700	Other part and accessories of tool holdrself open diehead, dividin	66	1 862	21 440	202 632
8486902800	Part & access of resistance heated furnaces&ovens for the mnfctre	0	29 575	0	36 529
8486902900	Oth part & acces of mach & app.for mnfctof smcndctre dvcsof e	0	337	0	8 695
8486903100	Part&access of app for dry etching ptrnron flat panel display subst	665	1 461	6 450	36 357
8486903200	Tool holder/self-open dieheads,work hldrdividing heads&oth spec	15	31 695	1 644	489 495
8486903300	Oth. part&access of app for dry/wetetching&oth special atthc for	0	469	0	3 413
8486903400	Part & access of chemical vapour depositionsition for flat panel displa	0	104	0	656
8486903500	Part & access of spinners for coat.photoemuls/app.phys depo on f	0	2	0	2 785
8486903900	Oth part & access of mach and apparatusfor the manufact. of flat p	0	846	0	14 519
8486904100	Part & acces of focused ion beam millingmach to produce, repair r	113	15 102	108	148 627
8486904200	Part&aces of die attach app, auto-tapewire bonder, encapsul equ	239	2 957	23 171	143 992
8486904300	Part&aces of auto-mach transport, handlstorage of smcndctor, w	18	21 936	488	1 272 997
8486904400	Part&acc of optic stereoscop microscopewith equip to hndle/tran	0	124	0	528
8486904600	Part & acces of pattern generating app.used to prod masks/rctcl frc	0	493	0	130 388
8486904900	Oth part & acces of other mach & appspecified in note 9(c) to th	6 293	31 933	424 557	2 863 647
8487100000	Ships/boats propellers and blades thrfor	200 485	976 286	2 923 457	12 719 498
8487900000	Oth mach. parts, not cont. electric con-necter,insulator,coil, oth el	172 665	1 931 898	3 354 048	35 718 875
8501102100	Stepper motors dc an output ? 37.5 wof ac, refrigerator,domesetic	14 461	419 439	353 071	5 808 360
8501102900	Oth. Stepper mtr dc an output ? 37.5 w	4 854	110 656	207 664	1 899 273
8501103000	Spindle motors dc an output? 37.5 w	15 017	42 724	290 297	1 652 619

**I.3. IMPOR MENURUT KOMODITI / IMPORT BY HS COMMODITY**  
**\*\*\* AGUSTUS/AUGUST 2012 \*\*\***

HS	Uraian Komoditi Commodity Description	Berat Bersih / Net Weight (Kg)		Nilai / Value C.I.F (US\$)	
		Bulan ini Current Month	Kumulatif Cum.Jan. to date	Bulan ini Current Month	Kumulatif Cum.Jan. to date
8501104100	Others spindle mtr dc an output? 37.5 wof ac, refrigerator,domes	69 171	493 588	1 184 168	9 472 116
8501104900	Others motors dc of an output?37.5w	128 619	1 234 136	1 766 475	19 023 603
8501105100	Stepper universal (AC/DC) motorsof ac, refrigerator,domesetic ap	278	9 354	7 052	179 801
8501105900	Oth stepper universal (AC/DC) motors	684	22 139	14 093	458 305
8501106000	Spindle universal (AC/DC) motors ofan output =<37.5w	1 285	23 903	28 200	498 292
8501109100	Others spindle (AC/DC) motors of headingof ac, refrigerator,dome	15 141	114 798	412 413	2 618 574
8501109900	Others spindle (AC/DC) motors	237 353	1 877 834	3 599 970	22 691 513
8501201200	Universal AC/DC mtrs of an output>37.5 w	41 518	636 920	35 376	596 985
8501201900	Other universal AC/DC mtrs ofan output > 37,5 w	31 621	584 678	105 298	1 394 866
8501202100	Universal (AC/DC) motors ofan output > 1 kw	3	827	312	11 052
8501202900	Other universal (AC/DC) motors ofan output > 1 kw	34 771	147 511	394 315	1 548 707
8501313000	Motor DC , generator DC an output?750 w	283 660	1 050 820	3 906 506	9 294 294
8501314000	Oth.mtr dc, genrator dc an output? 750 w	85 187	1 053 485	887 474	11 971 653
8501315000	Generator DC an output ? 750 w	42 485	451 585	214 362	6 727 825
8501321100	Motor of kind used of ac, refrigerator,domesetic appl.elct output >	13 871	224 921	51 033	308 804
8501321200	Other motor dc an output > 37.5 kw	192 278	561 537	712 582	2 178 408
8501321300	Other Generator dc an output>37.5 kw	1 549	184 210	3 403	702 839
8501329100	Other motor of kind used of ac, refrig. domesetic appl.elct output	0	9	0	3 190
8501329200	Oth motor dc 37.5 kw<output?75 kw	860	42 523	51 191	872 179
8501329300	Oth generator dc 37.5 kw<output?75 kw	6 829	209 638	12 591	4 319 381
8501330000	Motor dc, Generator dc75 kw < an output ? 375 kw	9 236	138 248	47 554	1 706 362
8501340000	Motor dc, Generator dcan output > 375 kw	66 058	177 826	431 531	1 578 236
8501401100	Motors AC, single-phase ofan output ? 1 kw	200 702	2 971 693	644 487	8 450 925
8501401900	Other motor AC, single-phase ofan output ? 1 kw	747 932	8 314 265	2 168 086	25 193 171
8501402100	Motor AC, single-phase ofan output > 1 kw	2 938	67 550	76 977	765 240
8501402900	Oth AC motors, single-phase ofan output > 1 kw	13 587	1 439 563	185 178	3 036 228
8501511100	Motor ac, multi-phase ofan output ? 750 w	5 027	593 555	41 770	1 231 598
8501511900	Other motor ac, multi-phase ofan output ? 750 w	50 314	1 657 292	411 445	4 487 579
8501521100	Motor ac, multi-phase of750 w < an output ? 1 kw	306	85 877	1 760	374 675
8501521900	Other motor ac, multi-phase of750 w < an output ? 1 kw	97 141	1 243 685	721 992	6 759 581
8501522100	Motor ac, multi-phase of1 kw < an output ? 37.5 kw	63 018	717 483	227 442	3 086 754
8501522900	Other motor ac, multi-phase of1 kw < an output ? 37.5 kw	327 339	5 202 353	1 435 043	16 220 455
8501523100	Motor ac, multi-phase of an output > 37.5 kw	17 273	425 752	68 841	1 318 328
8501523900	Other motor ac, multi-phase of an output > 37.5 kw	117 797	1 257 062	494 632	5 653 216
8501530000	Motor ac of an output > 75 kw	157 170	2 198 291	790 046	16 759 328
8501611000	Generator ac of an output ? 12.5 kva	127 624	1 753 400	4 337 896	8 472 087
8501612000	Generator ac of an output > 12.5 kva	237 724	1 999 369	420 346	4 056 190
8501621000	Generator ac of75 kva < an output ? 150 kva	49 883	317 807	105 737	1 110 808
8501629000	Generator ac of150 kva < an output ? 375 kva	33 786	349 156	98 295	1 300 621
8501630000	Generator ac of375 kva < an output ? 750 kva	34 424	207 365	168 994	881 673
8501640000	Generator ac of an output > 750 kva	224 760	1 787 485	3 764 218	19 508 682
8502110000	Electric generating sets & rotary conv.of an output < 75 kva	450 181	6 614 057	1 975 397	31 149 297
8502121000	Electric generating sets & rotary conv.75 kva< an output ? 125 kva	132 617	2 287 237	1 161 913	10 582 387
8502122000	Electric generating sets & rotary conv.125 kva < an output ? 375 k	214 508	2 433 516	1 527 169	17 801 238
8502131000	Electric generating sets & rotary conv.of an output > 12500 kva	78 000	2 125 154	836 400	24 937 535
8502139000	Oth. elect generating sets&rotary conv.of an output > 12500 kva	1 852 406	16 565 023	23 338 230	161 112 025
8502201000	Generating sets with spark-ignit interncombust piston output ? 75	599 966	8 340 120	1 781 241	19 093 626
8502202000	Generating sets with spark-ignit interncombust piston 75 kva < ou	23 777	803 866	34 028	1 281 741
8502203000	Generat sets with spark-ignition interncombst pist 100 kva < outpu	31 391	2 568 140	275 219	31 134 912
8502204900	Oth. gnrating sets with spark-ign interncombust piston output > 1	1 700 971	5 231 338	4 601 326	13 322 318
8502311000	Oth generating sets wind-powered ofan output ? 10000 kva	87	81 290	271	2 491 962
8502391000	Oth generating sets not wind-powered ofan output ? 10 kva	1 900	10 077	684	192 552
8502392000	Oth generating sets not wind-powered of10 kva < output ? 10000	79 364	5 089 192	817 829	68 779 521
8502393100	Oth generating sets not wind-powered ofan output > 12500 kva	804 741	1 753 641	35 159 555	55 273 162
8502393900	Oth generating sets not wind-powered ofan output > 10000 kva	26 617	3 262 341	152 899	14 527 992
8502400000	Electric rotary converters	1 685	29 453	14 744	577 520
8503001000	Parts used in manufacture elct.motor, generator of output>1000C	94 635	749 603	750 181	10 789 601
8503009000	Oth parts in manufacture electric motor generator of output>100	885 974	8 470 080	8 175 991	78 728 846
8504100000	Ballasts, for discharge lamps or tubes	289 270	2 348 239	1 642 061	14 035 423
8504211000	Step-voltage regulators;instrument transformer with a power han	67 229	971 562	278 014	6 288 127
8504219200	Liquid dielect transformer with handlingcap>10kva and high side v	51	290 448	2 230	2 830 627
8504219300	Liquid dielect transformer with handlingcap>10kva and 66 kva<hig	0	30 693	0	664 241
8504219900	Oth Liquid dielectric transformerhandling capacity ? 650 kva	58 738	647 428	792 040	7 176 409
8504221100	Step-voltage regulators of high sidevoltage 66 kv or more	0	3 332	0	40 672
8504221900	Step-voltage regulator of a high sidevoltage < 66 kv	55 999	501 091	489 660	4 010 812
8504229200	Oth stepvoltage regltor of a high side110 kv<voltage? 650 kv	0	2 276	0	44 815
8504229900	Oth stepvoltage regltor of a high side650 kv < voltage ? 10000 kv	186	244 372	72 325	1 785 407
8504231000	Liquid dielectric transformers, powerhandling capacity ? 15000 kv	25 502	6 451 042	107 074	41 588 774
8504232100	Liquid dielectric transformers, power15000 < handling capacity ? :	13 416	464 741	60 000	2 655 855
8504232200	Liquid dielectric transformers, power20000 < handling capacity ? :	278 342	415 565	1 904 296	2 865 510
8504232900	Oth liquid dielectric transformerspower handling capacity > 30000	5 166	1 632 999	87 980	11 390 724



**I.3. IMPOR MENURUT KOMODITI / IMPORT BY HS COMMODITY**  
**\*\*\* AGUSTUS/AUGUST 2012 \*\*\***

HS	Uraian Komoditi Commodity Description	Berat Bersih / Net Weight (Kg)		Nilai / Value C.I.F (US\$)	
		Bulan ini Current Month	Kumulatif Cum.Jan. to date	Bulan ini Current Month	Kumulatif Cum.Jan. to date
8504311100	Instrument potential transformer withrating voltage ? 110 kv	1 597	346 481	55 715	3 919 866
8504311200	Instrument potential transformer with66 kv ? rating voltage < 110	0	38 491	0	1 831 737
8504311300	Instrument potential transformer with1 kv ? rating voltage < 66 kv	22	4 093	669	86 916
8504311900	Oth.instrument potential transformer	27 963	223 376	366 752	2 531 623
8504312100	Ring current tranformers with voltagerating ? 110 kv	15 929	195 623	289 225	3 005 090
8504312200	Oth ring current transformers	9 622	78 501	130 740	1 053 588
8504312300	Instrument current tranformers with66 kv ? rating voltage < 110 k	0	7 000	0	64 791
8504312400	Instrument current tranformers with1 kv ? rating voltage < 66 kv	0	158 991	0	4 776 127
8504312900	Oth instrument current tranformers with	11 806	597 153	201 361	4 547 420
8504313000	Flyback transformer power handlingcapacity ? 1 kva	16 050	175 968	166 857	1 696 385
8504314000	Intermediate frequency transformerpower handling capacity ? 1 k	4 404	261 378	159 436	4 399 833
8504319100	Oth transformers of kind used toys,scaleor similar recreational mc	2 039	198 092	46 639	2 892 986
8504319200	Oth machting transformer havingpower handling capacity ? 1 kva	100 608	306 722	748 464	3 108 698
8504319910	Step up/down transformer,slide regulatorstabilizer handling capac	135 926	1 753 707	1 105 381	9 214 925
8504319990	Oth transformers having power handlingcapacity ? 1 kva	72 401	852 961	1 088 782	9 473 405
8504321100	Matching transformers, power handling1 kva < capacity ? 5 kva	9 551	54 672	102 334	698 797
8504321900	Oth matching transformers, pwr handling1 kva < capacity ? 5 kva	1 334	125 766	6 978	389 561
8504322000	Oth transformers of kind used toys,scalesmlar recr'nl models 1 kv&	8 647	30 269	28 896	135 371
8504323000	Oth matching transformers minimum freq.3 mhz & power handlin	20	4 276	2 606	58 385
8504324100	Matching transformers of power handling5 kva < capacity ? 10 kv;	14 571	125 285	165 239	1 658 072
8504324900	Oth matching transform'r of pwr handling5 kva < capacity ? 10 kv;	1	23 674	1	441 009
8504325100	Matching transformers, power handling10 kva < capacity < 16 kva	0	95	0	1 506
8504325900	Oth matching transfmrs, power handling10 kva < capacity < 16 kva	7 032	53 800	147 783	1 184 784
8504331100	Matching transform.side voltage? 66kv	17 979	19 979	895 037	940 751
8504331900	Oth matching transfmrs high s-volt? 66kv16 kva < capacity ? 500 k	21 896	220 071	271 861	2 843 155
8504339100	Matching transformers power handling16 kva < capacity ? 500 kv;	16 331	23 579	136 239	224 758
8504339900	Oth matching transformers power handling16 kva < capacity ? 500	15 342	251 684	213 155	2 670 255
8504341100	Matching transform.side voltage ? 66 kv10000 kva <power cap ?	0	49 848	0	741 415
8504341200	Oth matching transformerspower capaity > 500 kva	0	358 917	0	3 771 706
8504341300	Oth matching transform.side volt < 66 kv10000 kva <power cap ?	0	11 824	0	199 807
8504341400	Oth instrum transform. side voltage<66kvpower capacity> 15000 k	26 000	341 614	913 394	3 650 360
8504342200	Matching transformer with high sidevoltage ? 66 kv	0	54 946	0	2 135 866
8504342300	Oth instrument transform. with high sidevoltage ? 66 kv	0	7 010	0	11 500
8504342400	Matching transformer hav'g a powerhandling capacity >15000 kva	0	31	0	398
8504342900	Oth instrument transformer hav'g a powerhandling capacity >1500	1 863	340 773	122 737	2 901 901
8504401100	Uninterrupted power supplies (ups)	329 799	3 905 382	2 925 461	32 944 836
8504401900	Other uninterruptud power supplies	258 502	1 801 966	6 201 149	39 268 227
8504402000	Battery chargers having a rating>100 kva	111 782	789 141	835 102	5 824 015
8504403000	Other rectifiers	62 264	667 237	1 079 895	18 985 313
8504404000	Inverters	47 178	509 558	1 521 972	11 898 572
8504409000	Other static converter for automaticdata processing machines&ur	217 872	2 233 993	2 111 257	30 432 784
8504501000	Inductors for power supply for automaticdata process mach&unit	75 534	843 777	1 941 159	49 110 901
8504502000	Chip type fixed inductors	38 897	375 139	1 443 475	13 756 003
8504509300	Other inductors, with power handlingcapacity ? 2500 kva	29 045	188 275	562 099	6 304 422
8504509400	Other inductors, with power handling2500 kva < capacity ? 10000	55	4 274	788	33 644
8504509500	Other inductors, with power handlingcapacity > 10000 kva	3 008	26 096	256 319	663 925
8504901000	Parts of goods of subheading 8504.10	6 139	39 187	37 367	522 140
8504902000	Parts of printed circuit assmb good subheading 85044011,850440	13 994	256 257	351 825	3 042 511
8504903100	Radiator panel,flat tube radiator assembfor distrib&power transfo	180 418	1 125 139	390 007	2 072 770
8504903900	Oth part of electrical transformers ofa capacity ? 10,000 kva	40 404	589 140	964 469	6 515 320
8504904100	Radiator panel,flat tube radiator assembfor distrib&power transfo	66 270	196 011	121 956	485 354
8504904900	Oth radiator panel a capacity >10000 kva	99 866	702 821	959 188	5 148 975
8504905000	Other, for inductors of capacity ? 2500kva	4 466	36 468	22 216	862 080
8504906000	Other, for inductors of capacity > 2500kva	902	7 330	98 944	433 634
8504909000	Other parts of electrical transformers,static converters & inductor	442 414	4 112 859	3 818 893	39 929 175
8505110000	Permanent magnet of metal	432 037	3 405 590	4 917 605	42 015 208
8505190000	Permanent magnet not of metal	492 726	7 947 666	4 068 481	48 241 698
8505200000	Electro magnetic couplings, clutches andbrakes	53 848	424 095	742 934	5 801 547
8505900000	Other electro magnetic including parts	226 406	1 838 489	2 958 995	24 684 667
8506101000	Manganese dioxide having external volume?300 cm3 of primary c	120 532	801 283	764 360	9 182 008
8506109000	Manganese dioxide having external volume> 300 cm3 of primary	122 520	875 174	776 462	6 749 568
8506300000	Mercuric oxide of primary cell/batteries	1	8	13	599
8506400000	Silver oxide of primary cell/batteries	1 628	3 913	24 000	359 906
8506500000	Lithium of primary cell/batteries	7 934	29 159	583 105	2 336 370
8506601000	Air-zinc of primary cell/batterieshaving an external volume ? 300 c	11	29	9 049	9 919
8506609000	Air-zinc of primary cell/batterieshaving an external volume > 300 c	572	7 229	12 287	134 348
8506801000	Zinc carbon, having an externalvolume ? 300 cm3 of primary cell/t	0	53 900	0	77 000
8506802000	Zinc carbon, having an externalvolume > 300 cm3 of primary cell/t	169	35 807	22 041	4 149 066
8506809100	Other primary cell/batterieshaving an external volume ? 300 cm3	50 238	183 311	143 433	1 587 834
8506809900	Other primary cell/batterieshaving an external volume > 300 cm3	105 479	1 040 249	4 646 977	26 291 464
8506900000	Parts of primary cells/batteries	56 963	485 288	950 888	7 266 125

**I.3. IMPOR MENURUT KOMODITI / IMPORT BY HS COMMODITY**  
**\*\*\* AGUSTUS/AUGUST 2012 \*\*\***

HS	Uraian Komoditi Commodity Description	Berat Bersih / Net Weight (Kg)		Nilai / Value C.I.F (US\$)	
		Bulan ini Current Month	Kumulatif Cum.Jan. to date	Bulan ini Current Month	Kumulatif Cum.Jan. to date
8507101000	Lead-acid, for starting piston engine a kind used for aircraft	203	8 474	3 043	93 169
8507109200	Lead-acid, for starting piston engine used not for aircraft of height	815	151 450	9 057	646 474
8507109300	Lead-acid, for starting piston engine used not for aircraft of height	161 309	1 214 512	678 332	5 339 832
8507109400	Oth lead-acid, for start piston engine used not for aircraft of height	0	877	0	1 917
8507109900	Oth lead-acid, for start piston engine used not for aircraft of height	268 076	2 774 047	855 855	9 006 626
8507201000	Oth lead-acid accumulator of a kind used for aircraft	1 030	28 083	7 685	257 906
8507209100	Oth lead-acid accumulator of a kind used 13 cm < height ? 23 cm	16 891	1 174 472	103 166	3 991 618
8507209200	Oth lead-acid accumulator of a kind used a height > 23 cm	397 650	4 118 313	1 233 793	13 891 385
8507209300	Oth lead-acid accumulator of a kind used not for aircraft 13 cm < h	9	84 465	308	278 610
8507209900	Oth lead-acid accumulator of a kind used not for aircraft a height >	793 911	11 219 238	3 235 045	54 172 045
8507301000	Nickel-cadmium of a kind used for aircraft	3	17 485	225	61 507
8507309000	Other nickel-cadmium of a kind used for aircraft	36 534	153 721	158 044	1 191 050
8507401000	Nickel-iron of a kind used for aircraft	1	4 208	190	224 160
8507409000	Oth nickel-iron of a kind used for aircraft	7 112	57 923	346 651	2 679 803
8507500000	Nickel metal hydride	654	6 276	6 715	127 738
8507601000	Lithium ion accumulators of a kind used laptops include notebook, s	2 050	10 398	84 704	785 073
8507609000	Other lithium ion accumulators	15 686	248 935	1 486 070	21 592 849
8507801000	Oth accumulator of a kind used for aircraft	246	1 793	32 135	107 890
8507809100	Other accumulator of a kind used for laptops including notebook, s	3 783	96 345	24 608	595 297
8507809900	Other accumulator of a kind used not for laptops including notebook	244 926	1 731 339	445 874	15 658 847
8507901100	Plates of goods of other electric accumulators, include separators t	5	44 061	607	108 156
8507901900	Other of plate	41 416	436 660	192 417	1 498 620
8507909100	Other parts of a kind used for aircraft	0	744	0	9 326
8507909200	Battery separators, ready for use of material other than poly(vinyl c	91 748	2 219 697	717 891	6 894 438
8507909300	Part of goods of electric accumulator include separators therefor, w	37 122	277 106	287 742	8 040 360
8507909900	Oth part of electric accumulator include separators therefor, whethr	54 876	902 680	532 624	11 947 528
8508110000	Vacuum cleaner with self-contained electric motor ? 1500 w, capacil	28 180	628 414	193 192	4 009 377
8508191000	Oth vacuum cleaners with self-contained electric motor a kind suitable for	24 625	129 824	126 030	747 235
8508199000	Oth vacuum cleaners not for domestic use	7 901	59 182	57 873	351 136
8508600000	Other vacuum cleaners	18 647	303 526	106 346	2 754 093
8508701000	Parts of vacuum cleaners capacity ? 20 l for a kind suitable for domestic u	2 008	31 833	60 261	791 690
8508709000	Other parts of vacuum cleaner capacity ? 20 l for a kind suitable for domestic	802	25 794	11 338	292 009
8509400000	Food grinder & mixer, fruit/vegetable juice extract with self-contained	420 996	3 719 180	2 602 560	21 684 840
8509801000	Floor polishers with self-contained electric motor	2 930	135 706	26 853	794 659
8509802000	Kitchen waste disposer with self-contained electric motor	0	314	0	2 787
8509809000	Oth electro-mechanic domestic appliances with self-contained elec	11 611	354 751	116 018	2 110 153
8509901000	Part of goods of floor polishers	4 606	7 906	8 060	40 153
8509909000	Other parts elect. mechanical domestic appliance, with self-cont.e	235 542	3 112 437	442 663	6 457 254
8510100000	Shavers, with self-contained electric motor	11 875	60 304	220 090	1 049 448
8510200000	Hair clippers, with self-contained electric motor	1 782	67 895	10 392	310 416
8510300000	Hair-removing appliances, with self-contained electric motor	44	1 262	3 121	19 986
8510900000	Parts of shavers, hair clippers with self-contained electric motor	33	9 242	1 266	65 507
8511101000	Sparking plugs suitable for aircraft engines	3	8 764	49	54 538
8511102000	Sparking plugs suitable for motor vehicles engines	6 757	99 222	34 747	1 910 522
8511109000	Other sparking plugs	32 384	478 312	509 535	4 372 330
8511201000	Ignition magnetos, magneto-dynamos, magnetic flywheels for air	1	9 102	80	160 044
8511202100	Ignition magnetos, magneto-dynamos, magnetic flywheels unass	24 192	158 733	125 498	936 672
8511202900	Oth ignition magnetos, magneto-dynamos, magnetic flywheels	33 254	371 665	446 201	4 611 995
8511209100	Oth ignition magnetos, magneto-dynamos, magnetic flywheels un	2 415	19 318	171 538	877 588
8511209900	Oth ignition magnetos, magneto-dynamos, magtic flywheel not for	15 204	60 895	97 506	556 401
8511303000	Other distributors; ignition coils a kind suitable for aircraft/vehicle	8 010	124 795	128 616	2 492 910
8511304100	Unassembled oth. distributor/ignition coil a kind suitable for aircraft/v	62 994	199 512	1 811 889	3 998 597
8511304900	Unassembled distributors/ignition coil	49 102	681 500	1 369 306	16 809 594
8511309100	Unassembled distributors/ignition coil a kind suitable for aircraft/v	231	3 638	18 958	94 719
8511309900	Oth unassembled distributors/ignition coils suitable for aircraft/v	44 977	553 827	931 747	6 749 315
8511401000	Starter motors & dual purpose starter generator of a kind used air	1	1 292	1 778	2 112 558
8511402100	Other unassembled starter motors for engine vehicle of car, transp	811	3 734	6 871	44 536
8511402900	Oth starter motors & dual purpose starter generators	9 454	112 131	161 102	763 362
8511403100	Assembled starters motor for engine of vehicles of tractors	602	20 112	20 653	406 972
8511403200	Assembled starters motor for engine of vehicles of car transport pe	241 594	2 112 633	3 496 676	27 834 933
8511403300	Assembled starters motor for engine of vehicles of special cars	4 384	42 479	84 717	613 046
8511409100	Other starter motor for engine of transport cars person/goods, spesial	8 927	165 515	97 992	1 514 628
8511409900	Other starter motor assembled	148 927	1 790 272	2 148 127	23 111 720
8511501000	Other generator of a kind used for aircraft engines unassembled	67	32 173	2 591	375 106
8511502100	Other generators unassembled for vehicle engine of car, transport	2 878	15 416	12 985	76 188
8511502900	Other unassembled alternators	3 537	65 539	25 194	531 659
8511503100	Assembled alternators for engine vehicle tractors	1 830	9 495	63 188	230 454
8511503200	Assembled alternators for engine vehicle transportation for perso	421 109	2 959 271	5 366 787	37 337 571
8511503300	Assembled alternators for engine vehicle of special purpose motor	6 969	48 263	115 905	691 638
8511509100	Other generators for engine vehicle of transport at n person/goods	2 559	69 793	56 144	685 352
8511509900	Other generators	33 796	623 506	372 242	6 789 218

**I.3. IMPOR MENURUT KOMODITI / IMPORT BY HS COMMODITY**  
**\*\*\* AGUSTUS/AUGUST 2012 \*\*\***

HS	Uraian Komoditi Commodity Description	Berat Bersih / Net Weight (Kg)		Nilai / Value C.I.F (US\$)	
		Bulan ini Current Month	Kumulatif Cum.Jan. to date	Bulan ini Current Month	Kumulatif Cum.Jan. to date
8511801000	Other equipment of electrical ignitiona kind used for aircraft	66	69 484	2 158	1 319 740
8511802000	Other equipment of electrical ignitiona kind used for motor vehicl	54 897	825 541	411 701	6 973 152
8511809000	Other equipment of electrical ignition	31 592	227 545	386 059	1 347 400
8511901000	Parts of goods of elect ignition for useaircraft engines	26	7 364	567	215 561
8511902000	Parts of goods of elect ignition for usevehicle engine	389 086	3 615 014	5 578 432	58 016 253
8511909000	Parts of goods of elect ignition for usenot for aircraft or vehicle en	24 428	939 160	477 265	5 322 521
8512100000	Lighting/visual signalling equipment ofa kind used on bicycles	9 880	124 955	107 871	949 963
8512202000	Unassembled lighting/visual signalingequipment	152 863	1 401 814	1 811 658	19 738 575
8512209100	Other lighting/visual signalling equip.for motorcycles	19 943	159 883	198 515	1 737 526
8512209900	Other lighting/visual signalling equip.	406 578	4 323 577	7 028 303	64 397 594
8512301000	Horns and serenes, assembled	26 964	406 344	230 432	3 345 927
8512302000	Unassembled sound signalling equipment	46 523	397 356	1 458 741	11 694 736
8512309100	Other sound signal equip.obstacle detectdevice for vehicles	158	16 927	8 547	417 667
8512309900	Other sound signalling equipment	7 403	123 175	261 974	3 073 789
8512400000	Windscreen wiper, defroster & demisters	108 800	1 000 725	1 123 045	11 655 230
8512901000	Parts of goods of lighting or vis. light	887	15 999	61 656	156 492
8512902000	Parts of goods of lighting, sound signalor windscreen wipers, defro:	146 007	1 540 409	2 561 341	27 255 278
8513101000	Miners helmet lamps	15 201	95 867	193 378	1 061 896
8513102000	Quarrymens lamps	502	72 640	2 042	149 731
8513109000	Other portable electirc lamps	479 853	6 340 528	2 018 992	25 798 148
8513901000	Part of portable elect lamp of miner'shelmet or quarrymen's lamp	3	104	218	3 631
8513903000	Parts of flashlights reflectors; switchsliders of plastics	17 756	245 259	58 826	602 570
8513909000	Oth part of portable elect lamp designed	47 746	896 525	139 758	2 009 424
8514100000	Resistance heated furnaces and ovens	660 111	1 129 294	1 086 398	7 659 040
8514202000	Electric furnaces or ovens for the mnfcrof printed circuit board/as:	0	26 495	0	673 572
8514209000	Oth furnaces/oven function by inductionor dielectric loss	25 073	764 442	380 778	6 451 538
8514302000	Oth elect furnace/oven for the manufactrof printed circuit board/:	156	32 246	2 010	984 758
8514309000	Other furnaces and ovens	91 943	1 575 660	1 300 975	14 374 915
8514400000	Oth equipment for the heat treatment ofmaterials by induction/di	41 025	211 405	692 710	4 178 252
8514902000	Part of industrial/laboratory electricfurnaces/oven for manufact.o	514	70 663	16 650	879 541
8514909000	Other industrial/lab.elec. furnaces andovens incl.by induction or d	355 358	1 882 060	1 269 181	14 547 471
8515110000	Soldering irons and guns	23 496	242 875	64 534	914 656
8515191000	Mach and app for soldering component onPCB/printed wiring boa	8 386	131 771	134 497	3 936 873
8515199000	Other brazing/soldering machines andapparatus	22 125	184 637	384 153	2 032 062
8515210000	Mach and app for resistance welding ofmetal, fully or partly auton	23 056	468 159	322 632	7 574 437
8515290000	Mach and app for resistance welding ofmetal, non-automatic	70 549	1 392 973	450 729	12 732 618
8515310000	Mach and app for arc welding of metal,fully or partly automatic	68 190	474 751	1 578 160	6 777 861
8515391000	AC arc welders, transformer type,non- automatic	42 396	473 189	539 511	3 968 698
8515399000	Oth machine and apparatus for arcwelding of metals, not automat	198 824	2 341 913	1 510 453	16 063 917
8515801000	Electric mach & app for hot spraying of metals/sintered metal cart	4 797	105 301	43 269	953 243
8515809000	Oth electric mach & app for hot spraying of metals/sintered metal	81 649	1 048 403	1 040 250	13 893 092
8515901000	Parts of AC arc welder, transformer type	12 333	356 427	71 073	4 005 397
8515902000	Part of mach&app for soldering componenton PCB/printed wiring	5 327	29 495	47 845	875 041
8515909000	Oth electric machines & apparatus	196 939	2 147 406	5 402 403	29 569 734
8516101010	Water dispenser fitted w/ solely waterheater for domestic use	85 177	562 098	462 799	4 028 665
8516101090	Water dispenser fitted w/ solely waterheater for other use	93 103	1 672 923	693 264	11 756 189
8516103000	Electric immersion water heaters	240	69 159	13 333	295 021
8516210000	Storage heating radiators	1 258	1 385	3 985	10 345
8516290000	Oth electric space heating apparatusand electric soil heating appar	2 297	71 819	38 643	743 670
8516310000	Hair dryers	27 805	145 275	239 201	1 242 080
8516320000	Other hair-dressing apparatus	17 615	198 477	174 157	1 432 617
8516330000	Hand-drying apparatus	2 603	40 451	17 678	382 837
8516401000	Elect. smoothing irons of kind designedto use steam from the indu	9 791	30 300	16 924	185 015
8516409000	Other electric smoothing irons	10 560	293 537	125 832	2 212 236
8516500000	Microwave ovens	107 596	810 878	497 794	4 067 622
8516601000	Rice cookers	557 776	13 625 148	1 833 758	54 468 303
8516609000	Oth ovens; cookers,cooking plates,boiling rings,grillers & roasters	70 046	1 546 578	377 847	6 772 390
8516710000	Coffee/tea makers	21 041	161 453	132 211	1 869 229
8516720000	Toasters	21 853	271 580	146 249	1 532 150
8516791000	Kettles	10 723	223 653	78 311	1 090 941
8516799000	Other electro-thermic appliances	48 074	1 934 071	474 430	10 516 686
8516801000	Elect heatin resistor for type-foundingor type-setting mach;for ind	1 568	8 375	129 447	404 678
8516803000	Elect heatin resistor for type-founding/type-setting mach;for dom	52 911	318 432	506 231	3 251 637
8516809000	Other electric heating resistors	49 667	502 738	629 269	7 222 625
8516902100	Sealed hotplates for domestic appliances	618	6 379	3 875	73 423
8516902900	Sealed hotplates for other appliances	114 774	2 266 171	400 345	6 775 653
8516903000	Parts of electric instantaneous/storagewater heaters & immersion	57 769	790 670	173 951	2 582 272
8516904000	Part of electric heatin resstor for typefounding/type-setting mach	2	922	48	13 906
8516909000	Oth part of electric heating resstor for type-founding/type-setting i	565 894	4 923 155	4 872 589	42 839 717
8517110000	Line telephone set with cordless handset	4 563	44 113	171 728	1 983 608
8517120000	Telephones for cellular networksor for other wireless networks	1 710 520	12 412 533	225 352 563	1 818 297 727

**I.3. IMPOR MENURUT KOMODITI / IMPORT BY HS COMMODITY**  
**\*\*\* AGUSTUS/AUGUST 2012 \*\*\***

HS	Uraian Komoditi Commodity Description	Berat Bersih / Net Weight (Kg)		Nilai / Value C.I.F (US\$)	
		Bulan ini Current Month	Kumulatif Cum.Jan. to date	Bulan ini Current Month	Kumulatif Cum.Jan. to date
8517180000	Other telephone sets	31 342	331 365	517 905	6 317 327
8517610000	Base stations	99 360	4 037 288	7 447 540	215 714 955
8517621000	Radio transmitters/receivers for simult.interpretaion at multiligual	601	8 443	166 880	538 569
8517622100	Control & adaptor units, incl. gateways,bridges and routers	6 307	117 080	767 911	13 059 782
8517622900	Oth control & adaptor units, includinggateways,bridges and router	5 871	35 708	8 810 432	27 494 722
8517623000	Telephonic or telegraphic switchingapparatus	31 235	225 364	666 092	6 219 550
8517624100	Modems including cable modemsand modem cards	5 728 167	5 932 332	3 791 887	34 105 703
8517624200	Concentrators or multiplexers	21 776	303 877	4 044 490	43 817 307
8517624900	Oth app for carrier-current line systemor for digital line systems	583	19 805	66 706	6 197 404
8517625100	Wireless LANs	79 508	257 377	2 917 619	7 827 018
8517625200	Transmission/reception app for simult.interpretaion at multiligual	4	4	1 351	1 351
8517625300	Oth transmission apparatus for radio-telephony/radio-telegraphy	62 019	1 310 878	32 897 020	518 459 098
8517625900	Oth transmission app incorporatingreception apparatus; others	63	999	13 340	322 052
8517626900	Oth transmission apparatus for radio-telephony/radio-telegraphy;	0	4 881	0	247 260
8517629100	Portable receiver for call,alert/pagingand paging alert devices, incl	60	4 358	5 111	273 919
8517629200	Portable receiver for radio-telephonyor radio-telegraphy	0	1 188	0	403 676
8517629900	Other portable receivers	22 705	201 593	2 761 309	14 407 818
8517690000	Other apparatus for transmission orreception of voices; others	2 134	68 290	230 958	7 975 636
8517701000	Parts of control and adaptor unitsincluding gateways, bridges, rou	9 065	138 183	1 844 854	28 427 264
8517702100	Parts of cellular telephones	1 208	7 100	36 781	408 119
8517702900	Oth parts of control and adaptor unitsincluding gateways, bridges,	5 311	515 991	867 793	10 846 472
8517703100	Oth PCB of goods for line telephonyor line telegraphy; assembled	1 106	32 941	260 614	4 352 475
8517703200	Oth PCB of goods for radio-telephonyor radio-telegraphy; assembl	0	1 261	0	33 974
8517703900	Oth printed circuit board; assembled	65 764	1 093 282	3 788 092	58 699 135
8517704000	Aerials/antennae used w/ app. for radio-telephony or radio-teleg.	231 683	1 896 801	4 871 131	38 121 373
8517709100	Oth aerials/antennae of goods for linetelephony or line telegraphy	48 432	214 273	1 506 113	12 349 331
8517709200	Oth aerials/antennae of goods for radio-telephony or radio-teleg.	528 182	6 278 739	24 807 748	285 317 740
8517709900	Other aerials or antennae	144 612	2 008 117	39 226 729	354 307 996
8518101100	Microphones having a frequency rangeof 300 hz to 3.4 khz	4 842	43 647	127 169	736 857
8518101900	Other microphones, whether or notwith their stands	49 802	409 919	194 392	2 701 314
8518109000	Other microphones	14 630	104 660	384 312	2 835 460
8518211000	Box type of single loudspeakers,mounted in their enclosures	12 262	285 632	110 383	1 517 718
8518219000	Oth type of single loudspeakersmounted in their enclosures	141 305	1 088 084	689 248	6 091 353
8518221000	Box type of multiple loudspeakers,mounted in their enclosures	50 242	647 883	331 042	3 093 160
8518229000	Oth type of multiple loudspeakersmounted in their enclosures	155 413	1 411 426	673 567	6 176 557
8518292000	Loudspeakers,without enclosure,having a freq 300 hz to 3.4 khz	6 483	123 252	44 633	639 314
8518299000	Oth loudspeakers, not mounted intheir enclosure	350 220	4 618 669	1 959 242	27 527 773
8518301000	Headphones	35 382	298 059	291 546	2 012 647
8518302000	Earphones	397 731	4 103 137	1 408 069	15 896 410
8518304000	Line telephone handsets	23	25 010	624	86 938
8518305100	Oth combined microphone/speaker set,for cellular/wireless teleph	0	11 113	0	76 452
8518305900	Oth combined microphone/speaker set,for other puprposes	15 778	285 576	114 961	1 307 778
8518309000	Other headphones and earphones,combined w/ microphone/spea	62 588	328 429	625 168	4 525 273
8518402000	Audio-freq elec. amplifier used asrepeaters in line telephony	158	3 971	9 004	41 356
8518403000	Audio-freq elec. amplifier used asrepeaters in oth than line teleph	0	352	0	6 234
8518404000	Oth audio-freq elec. amplifier,have 6 ormore input signal line	3 330	43 396	19 129	456 481
8518409000	Other audio-freq elec. amplifier	116 025	1 083 309	659 419	9 100 848
8518501000	Elec. sound ampli. set having powerrating of 240W or more	7 588	88 314	22 576	408 046
8518502000	Oth elec. sound amplifier w/ loudspeaker50V <= voltage rating <=	823	827	15 743	15 797
8518509000	Oth electric sound amplifier	7 196	53 729	44 616	334 160
8518901000	Part of microphone,loudspeaker, telephonehandset, audio-freq ele	77 043	1 710 954	211 993	5 774 460
8518902000	Part of oth audio-freq elec. amplifier,have 6 or more input signal li	253	13 280	36 814	1 958 282
8518903000	Part of single/multiple loudspeaker	105 838	621 250	175 599	1 113 160
8518904000	Part of oth loudspeakers, not mounted intheir enclosure	2	65 427	112	136 645
8518909000	Part of oth electric sound amplifier set	797 864	6 693 013	4 296 787	45 072 300
8519202000	Record player operated by others	0	2 829	0	48 251
8519300000	Turntables (record-decks)	0	6	0	187
8519500000	Telephone answering machines	0	2 307	0	2 435
8519811000	Pocket size cassette recorders,dimensionnot exceed 170 x 100 x 4	0	24	0	695
8519812000	Cassette recorder,with ampli/loudspeakeroperating only w/ ext. si	0	3 431	0	15 796
8519813000	Compact disc player	3 697	40 406	33 680	445 667
8519814900	Transcribing machines for other purposes	6 848	7 349	7 728	18 243
8519816100	Magnetic tape rcorder incorp sound reprofor cinematography or b	45	412	4 959	12 519
8519816900	Magnetic tape rcorder incorp sound reprofor other puprposes	0	883	0	4 778
8519817900	Oth sound reproducing app,cassette type,for other puprposes	941	11 843	3 227	92 298
8519819100	Oth sound recorder suitable forcinematography or broadcasting	0	902	0	11 822
8519819900	Oth sound recorder suitable forother puprposes	956	24 180	15 676	283 436
8519891100	Cinematographic sound reproducersfor film of a width of less thar	1	2	221	338
8519892000	Record-players with/without loudspeakers	0	4 382	0	19 565
8519899000	Cinematographic sound reproducersfor other puprposes	10 478	120 677	236 932	2 398 686
8521101000	Magnetic tape-type used incinematography or TV broadcasting	7	1 024	500	28 046

**I.3. IMPOR MENURUT KOMODITI / IMPORT BY HS COMMODITY**  
**\*\*\* AGUSTUS/AUGUST 2012 \*\*\***

HS	Uraian Komoditi Commodity Description	Berat Bersih / Net Weight (Kg)		Nilai / Value C.I.F (US\$)	
		Bulan ini Current Month	Kumulatif Cum.Jan. to date	Bulan ini Current Month	Kumulatif Cum.Jan. to date
8521109000	Magnetic tape-type used in other purpose	0	931	0	23 757
8521901100	Laser disc player used incinematography or TV broadcasting	597	1 128	44 825	84 937
8521901900	Laser disc player used in other purpose	40 176	244 409	173 377	1 983 827
8521909100	Oth magnetic tape-type used incinematography or TV broadcastin	1 504	89 421	28 450	1 934 209
8521909900	Oth magnetic tape-type used inother puprposes	85 333	766 966	2 667 740	20 962 054
8522100000	Pick-up cartridges	680	48 280	138 508	1 495 180
8522902000	Printed circuit board assemblies for telephone answering machine	1 362	35 116	15 313	305 858
8522903000	PCB assemblies for cinematographic soundrecorders or reproduce	23 391	212 059	1 285 902	6 313 151
8522904000	Audio/video tapedecks and compact discmechanisms	90 660	541 460	846 850	6 260 104
8522905000	Audio/video reproduction heads, magnetic; magnetic erasing	278	15 967	13 756	336 125
8522909100	Oth parts&accessories of cinematographic sound recorders/reprod	9 195	212 185	602 719	4 917 348
8522909200	Oth parts of telephone answering machine	0	123	0	7 786
8522909300	Oth parts&accessories for sound/audiorecording/reproducing (ma	241 761	1 753 606	6 213 279	47 093 198
8522909900	Oth parts&accessories for other soundor audio recording/reprodu	223 067	4 852 097	5 585 258	55 867 664
8523211000	Magnetic media card,incorporating amagnetic stripe; unrecorded	6 393	59 764	155 280	1 346 730
8523219000	Magnetic media card,incorporating amagnetic stripe; recorded	159	9 791	26 154	452 288
8523291100	Magnetic computer tapes,width <= 4mm;unrecorded	0	2 315	0	11 452
8523291900	Other magnetic tapes,width <= 4mm;unrecorded	155	16 822	1 333	83 407
8523292100	Magnetic video tapes, width <= 4mm;recorded	7 232	84 520	11 950	163 472
8523292900	Magnetic tapes (oth than video tapes)width <= 4mm; recorded	2	79	50	15 001
8523293100	Magnetic computer tapes,4mm<width<=6,5mm;unrecorded	19	796	990	37 359
8523293300	Magnetic video tapes,4mm<width<=6,5mm;unrecorded	2 978	127 399	10 893	583 798
8523293900	Other magnetic tapes,4mm<width<=6,5mm;unrecorded	105	2 561	14 522	386 505
8523294200	Magnetic tapes, 4mm<width<=6,5mm;recorded,for cinematograp	104	64 134	7 571	4 910 007
8523294300	Oth magnetic video tapes, 4mm<width<=6,5mm;recorded	0	892	0	177 542
8523294900	Oth magnetic computer tapes,4mm<width<= 6,5mm;unrecorded	0	2 461	0	8 574
8523295100	Magnetic computer tapes,width > 6,5mm;unrecorded	23	591	2 581	60 414
8523295200	Magnetic video tapes,width > 6,5mmunrecorded	0	27 998	0	180 740
8523295900	Oth magnetic tapes, width > 6,5mmunrecorded	17 765	226 999	126 587	1 341 188
8523296100	Magnetic tapes width >6,5mm;recordedfor storage media	28	320	69	29 643
8523296300	Oth magnetic video tapes, width > 6,5mm;recorded	0	313	0	15 225
8523296900	Oth magnetic tapes, width > 6,5mm;recorded, for other purposes	0	172	0	14 969
8523297100	Computer hard disc and diskette;unrecorded	8 218	66 065	43 242	413 692
8523297900	Other magnetic discs; unrecorded	7	1 365	508	22 711
8523298100	Magnetic disc for reproducing phenomenanot sound/image for co	0	318	0	17 402
8523298200	Magnetic disc for reproducing phenomenanot sound/image for ot	0	156	0	22 103
8523298300	Oth magnetic disc reproducing represent.by means of an auto. dat	2 343	9 327	16 792	127 368
8523299100	Magnetic media oth than disc forcomputer use;unrecorded	71	6 853	11 938	41 264
8523299200	Magnetic media oth than disc foroth than computer use;unrecord	57	7 242	943	193 633
8523299300	Magnetic media oth than disc forcomputer use;recorded	6 176	54 046	163 263	1 201 497
8523299400	Magnetic media oth than disc foroth than computer use;recorded	0	32	0	843
8523299500	Oth magnetic media reprod. sound/imageproprietary format stor	80	1 141	2 173	45 694
8523299900	Other magnetic media (not disc)	2 357	79 148	79 932	1 422 719
8523411000	Optical media, unrecorded, forcomputer use	113 479	1 537 048	618 157	2 660 892
8523419000	Optical media, unrecorded, forother use	98	6 636	6 492	303 931
8523491100	Disc for laser reading systems forreproducing phenomena not sou	27	67	1 983	3 187
8523491200	Educational, technical, scientific,historical/cultural disc;sound only	1	69	212	2 510
8523491300	Other kind of disc; sound only	678	2 219	123 203	159 865
8523491400	Disc for laser reading system for repro.represent. of instruct,data,;	99	5 316	129 824	3 888 214
8523491910	Cinematographic film oth than newsreel,travelogues,and oth doc.	0	2	0	260
8523491990	Other cinematographic films;optical	17	1 589	1 382	30 227
8523499200	Oth disc for laser reading systems forreproducing sound only	0	1	0	24
8523499300	Oth disc for laser reading systems forreproducing others	3	112	2 861	93 656
8523499900	Oth disc for laser reading systems	241	4 577	14 605	500 469
8523511100	Solid-state non-volatile storage devicessuitable for computer use,;	12 332	137 516	158 307	2 804 717
8523511900	Solid-state non-volatile storage devicesfor other use;unrecorded	846	25 856	116 622	1 581 343
8523512100	Solid-state non-volatile storage devicessuitable for computer use,;	675	11 740	235 019	3 455 872
8523512900	Solid-state non-volatile storage devicesfor other use;recorded	42	149	19 436	44 121
8523513000	Solid-state non-volatile storage devicesfor repro. data,sound/imag	4	1 638	8 040	17 244 919
8523519090	Other cinematographic film;semiconductor	67	202 703	4 988	22 157 633
8523520000	"Smart cards"	145 652	669 828	8 750 766	44 144 900
8523591000	Proximity cards and tags;semiconductor	6 254	18 680	73 962	617 505
8523592100	Oth semiconductor media,unrecorded,suitable for computer use	600	3 953	6 364	34 750
8523592900	Oth semiconductor media,unrecorded,for other use	2 226	22 543	9 608	181 128
8523593000	Oth semiconductor media,recordedreproducing phenomena not s	2	98 903	1 463	650 761
8523594000	Oth semiconductor media,recordedreproducing others	2 245	2 586	22 280	48 310
8523599000	Other semiconductor media	354	1 127	982	51 717
8523804000	Gramophone records;storage device	0	20	0	190
8523805100	Oth solid-state non-volatil storage dev.;unrecorded,for computer i	1 388	32 833	606 184	15 028 888
8523809100	Oth solid-state non-volatil storage dev.;recorded,reprod. not soun	0	1 008	0	15 262
8523809200	Oth solid-state non-volatil storage dev.;recorded,reproducing othe	67 654	496 484	213 386	1 995 751

**I.3. IMPOR MENURUT KOMODITI / IMPORT BY HS COMMODITY**  
**\*\*\* AGUSTUS/AUGUST 2012 \*\*\***

HS	Uraian Komoditi Commodity Description	Berat Bersih / Net Weight (Kg)		Nilai / Value C.I.F (US\$)	
		Bulan ini Current Month	Kumulatif Cum.Jan. to date	Bulan ini Current Month	Kumulatif Cum.Jan. to date
8523809900	Other solid-state non-volatilestorage device	109	3 226	2 910	91 726
8525500000	Transmission apparatus	1 352	12 007	5 370	533 582
8525600000	Transmission apparatus incorporatingreception apparatus	5 607	169 934	328 173	6 680 113
8525801000	Web cameras	50 599	493 593	455 685	5 194 787
8525803100	Video camera recorders,used inbroadcasting	1 999	25 697	113 073	1 157 019
8525803900	Video camera recorders,used inother purposes	3 005	132 351	317 949	8 856 828
8525804000	Television camera	18 751	102 631	423 708	2 825 935
8525805010	Pocket camera	3 645	187 102	523 938	13 361 802
8525805020	DSLR camera	2 414	42 368	749 879	7 087 266
8525805090	Other digital cameras	23 625	311 408	662 654	8 909 780
8526101000	Radar app.,ground based,use in civilaircraft,used solely on sea-goi	14	15 241	3 821	1 273 299
8526109000	Other radar apparatus	34 930	235 550	547 840	5 388 859
8526911000	Radio navigational aid app.,use in civilaircraft,used solely on sea-g	232	26 440	42 545	888 516
8526919000	Other radio navigational aid apparatus	1 292	54 696	56 805	9 607 196
8526920000	Radio remote control apparatus	3 221	181 592	19 199	2 582 786
8527120000	Pocket-size radio cassette-players	0	214	0	1 465
8527131000	Oth radio broadcast receiver combined w/sound recording/reproc	5 801	41 431	103 062	658 471
8527139000	Oth radio broadcast receiver combined w/sound recording/reproc	11 555	23 180	74 621	1 215 672
8527191100	Portable reception app capable of planmanage&monitor the elect	0	447	0	8 609
8527191900	Reception app capable of plan,manage&monitor electromag spect	0	702	0	11 934
8527199100	Oth reception app.:portable	0	27 573	0	81 499
8527199900	Oth reception app.:not portable	0	3 827	0	24 650
8527210000	Radio-broadcast receiver,use ext sourcepower combined with sou	41 177	581 075	2 662 393	29 102 300
8527290000	Radio-broadcast receiver,use ext sourcepower not combined with	38 125	248 311	1 256 887	9 056 901
8527911000	Oth radio-broadcast receiver,ext sourcepower combined w/ sounc	0	17 168	0	263 691
8527919000	Oth radio-broadcast receiver,ext sourcepower comb. w/ sound rec	7 483	580 923	128 654	5 638 185
8527921000	Oth radio-broadcast receiver,ext sourcepower combined w/ a cloc	3 021	32 717	30 308	277 982
8527929100	Oth radio-broadcast receiver;not portablecomb. w/ a clock,mains c	12 152	185 878	124 347	1 381 514
8527929900	Oth radio-broadcast receiver;not portablecomb. w/ a clock,operat	62	2 758	1 084	37 393
8527991000	Oth radio-broadcast receiver,ext sourcepower combined w/ other	9	838	998	44 686
8527999100	Oth radio-broadcast receiver;not portablecomb. w/ others,mains c	0	22 056	0	137 137
8527999900	Oth radio-broadcast receiver;not portablecomb. w/ others,main	31	2 425	1 920	48 033
8528411000	Colors cathode-ray tube monitor,used inautomatic data processing	12 660	223 566	34 622	1 074 309
8528412000	B/W cathode-ray tube monitor,used inautomatic data processing :	0	29	0	822
8528491000	Oth color cathode-ray tube monitor,usedin automatic data proces	5 057	18 516	37 673	354 179
8528492000	Oth B/W cathode-ray tube monitor,usedin automatic data proces	102	518	17 963	61 982
8528511000	Projection type flat panel display unitused in automatic data proce	42 108	555 192	1 218 576	15 359 416
8528512000	Oth projection type flat panel displayunits, color	201 499	1 715 850	4 244 664	44 363 351
8528513000	Oth projection type flat panel displayunits, B/W	146	1 455	9 741	94 686
8528591000	Other monitor, colour	28 388	539 570	1 285 888	5 647 019
8528592000	Other monitor, B/W	646	3 354	19 007	216 192
8528611000	Projector,flat panel display type use inautomatic data processing s	9 200	69 680	714 036	4 905 113
8528619000	Oth projector,flat panel display type,used in automatic data proce	7 845	60 206	95 189	439 972
8528691000	Oth projector,have capability ofprojecting on a screen >=300 inch	0	940	0	29 046
8528699000	Oth projector,have capability ofprojecting on a screen <300 inches	8 601	182 780	357 651	10 479 611
8528711100	Set top box which have a communicationfunctions, mains operate	25	96 148	612	3 441 208
8528711900	Set top box which have a communicationfunctions, operated by ot	4 119	110 332	84 395	3 154 802
8528719100	Oth set top box, have a communicationfunctions, mains operated	0	869	0	66 696
8528719900	Oth set top box, have a communicationfunctions, operated by oth	0	15 302	0	125 998
8528721000	Oth reception app. for TV,colour,battery operated	0	8 140	0	205 879
8528729100	Cathode-ray tube type	37 212	38 400	84 169	211 530
8528729200	LCD,LED,and oth flat panel display type	454 837	4 490 908	9 548 863	110 065 436
8528729900	Oth reception app. for TV,colour,not battery operated	9 413	92 198	311 470	2 095 030
8528730000	Oth reception apparatus for TV, B/W	0	32	0	669
8529102100	Parabolic aerial reflector dishes for TVreception	962 867	6 144 213	4 174 585	23 581 547
8529102900	Oth parabolic aerial reflector dish forTV reception	131 305	1 946 935	286 512	3 706 393
8529103000	Telescopic, rabbit & dipole antennae forTV or radio receivers	45 821	723 820	340 754	4 914 537
8529104000	Aerial filters and separators	52 305	384 061	528 074	5 431 126
8529106000	Feed horns (wave guide)	100 043	1 019 693	301 520	2 981 688
8529109200	Oth aerials&aerials reflector,used withtransmission app. for radio-	28 621	836 039	115 122	3 567 256
8529109900	Oth aerials&aerials reflector,used withtransmission app. for oth pu	31 156	465 154	2 143 365	24 486 674
8529902000	Part of decoder for use w/ transmission,radar&reception app.,mo	61 803	430 104	889 574	6 563 088
8529904000	Part of digital/video camera,use withtrans.,radar&recept. app.,mo	9 558	192 635	843 319	6 638 800
8529905100	Oth printed circuit board; assembled,for transmission apparatus	314	9 659	132 588	583 962
8529905200	Oth printed circuit board; assembled,for radio-broadcast receiver	8 922	426 997	56 271	3 583 376
8529905300	Oth printed circuit board; assembled,for flat panel display monitor	99 969	909 826	2 952 104	25 388 031
8529905400	Oth printed circuit board; assembled,for TV receivers	130 411	1 444 543	3 486 081	36 030 517
8529905500	Oth printed circuit board; assembled,for other monitor/projector	382	25 273	9 669	186 446
8529905900	Oth printed circuit board; assembled,for other goods	247 272	3 302 025	27 218 608	254 282 776
8529909100	Oth printed circuit board;not assembled,for television receivers	824 198	10 352 734	28 903 118	293 344 677
8529909400	Oth printed circuit board;not assembled,for flat panel display	1 017 185	9 924 709	30 680 406	264 123 081

**I.3. IMPOR MENURUT KOMODITI / IMPORT BY HS COMMODITY**  
**\*\*\* AGUSTUS/AUGUST 2012 \*\*\***

HS	Uraian Komoditi Commodity Description	Berat Bersih / Net Weight (Kg)		Nilai / Value C.I.F (US\$)	
		Bulan ini Current Month	Kumulatif Cum.Jan. to date	Bulan ini Current Month	Kumulatif Cum.Jan. to date
8529909900	Oth printed circuit board;not assembled,for other goods	296 977	2 556 094	4 730 450	30 697 518
8530100000	Equipment for railways and tramways	105 797	127 187	695 876	1 107 015
8530800000	Equipment for roads,inland waterways,parking facility,port install.	8 884	68 071	309 226	1 230 721
8530900000	Part of equipment railways, tramways,road,waterway,parking facil	1 493	19 285	50 871	1 427 771
8531101000	Burglar alarms	15 445	121 033	141 555	805 510
8531102000	Fire alarms	8 913	299 046	106 783	3 928 418
8531103000	Smoke alarms;portable personal alarm(shrill alarm)	1 022	120 031	35 332	808 805
8531109000	Other alarms and similar apparatus	21 941	446 874	688 918	11 065 121
8531200000	Indicator panel incorporating LCD/LED	105 635	1 090 727	4 729 823	52 563 685
8531801100	Door bells and other door soundsignalling apparatus	3	54 845	769	349 055
8531801900	Other electronic bells and soundsignalling apparatus	7 544	72 521	715 029	3 890 227
8531802100	Vacuum flourescent display panels	3 257	7 486	226 976	505 332
8531802900	Oth flat panel displays (includingelectroluminescence,plasma,&otr	2 755	14 530	72 797	359 627
8531809000	Other electric sound/visual signallingapparatus	22 853	232 331	392 783	2 402 302
8531901000	Part of panel indicator,electric sound/visual signalling app,flat pan	15 240	160 513	1 026 083	8 726 799
8531902000	Part of door bell/other door soundsignalling apparatus	0	160	0	4 537
8531903000	Part of other bells/sound signallingapparatus	389	1 214	3 213	37 998
8531909000	Part of other electric sound or visualsignalling apparatus	18 760	364 144	2 761 137	9 008 187
8532100000	Fixed capacitor desgned for use in 50/60Hz circuit, reactive power	108 728	1 221 986	3 733 419	33 775 007
8532210000	Tantalum	1 804	40 711	146 101	2 473 830
8532220000	Aluminium electrolytic	208 652	1 591 867	5 860 795	45 174 101
8532230000	Ceramic dielectric,single layer	104 808	725 796	2 749 007	20 154 721
8532240000	Ceramic dielectric,multi layer	41 618	670 001	2 563 121	31 783 913
8532250000	Dielectric of paper or plastic	32 208	271 778	534 204	4 468 342
8532290000	Other fixed capasitor	258 019	1 902 463	6 396 385	54 405 268
8532300000	Variable/adjustable (pre-set) capacitors	22 887	376 996	648 236	8 740 181
8532900000	Parts of fixed electrical capasitor	278 352	2 238 521	10 246 169	91 503 531
8533101000	Fixed carbon resistors, composition/filmtype; surface mounted	51 829	347 063	2 944 816	18 411 417
8533109000	Fixed carbon resistors, composition/filmtype; not surface mounter	61 992	729 671	2 483 969	34 388 296
8533210000	Oth fixed resistors for a power handlingcapacity not exceeding 20W	36 543	269 741	1 271 389	10 452 974
8533290000	Oth fixed resistors for a power handlingcapacity exceeding 20W	35 161	358 477	1 773 689	17 184 886
8533310000	Wirewound variable resistors, rheostats,for a power handling capa	182	15 552	8 407	99 851
8533390000	Wirewound variable resistors, rheostats,for a power handling capa	16 764	203 714	329 403	2 349 803
8533400000	Other variable resistors, includingrheostats and potentiometers	23 759	287 083	1 349 710	12 625 456
8533900000	Parts of fixed resistors	149 762	1 037 927	2 894 052	21 507 258
8534001000	Printed circuits, single-sided	54 115	553 158	1 367 498	18 309 489
8534002000	Printed circuits, double-sided	35 532	279 323	2 610 709	38 579 970
8534003000	Printed circuits, multi-layer	102 842	753 310	5 428 716	37 680 489
8534009000	Other printed circuits	574 919	4 525 968	23 052 887	185 933 291
8535100000	Fuses, for a voltage > 1000V	51 678	473 350	1 039 194	5 775 764
8535211000	Automatic circuit breakers for a voltage< 72,5 KV; moulded case ty	50 101	134 276	138 406	755 670
8535219000	Automatic circuit breakers for a voltage< 72,5 KV; other type	97 962	1 109 430	2 495 225	28 988 559
8535290000	Automatic circuit breakers for a voltage>= 72,5 KV	107 303	953 934	1 758 344	12 107 168
8535301100	Disconnecter having a voltage < 36 KV	1 008	76 087	64 046	1 361 822
8535301900	Disconnecter having a voltage >= 36 KV	73 911	286 837	1 161 423	3 485 942
8535302000	Isolating switch&make-and-break switchfor a voltage of >= 66 KV	109 646	367 710	596 918	1 933 056
8535309000	Isolating switch&make-and-break switchfor a voltage of < 66 KV	160 168	1 222 144	1 983 992	16 391 449
8535400000	Lightning arresters,voltage limiters andsurge suppressors	68 226	1 181 509	1 718 900	12 382 751
8535901000	Bushing and tap changer assemblies for electricity distrib/power tr	37 135	502 957	842 122	9 833 607
8535909000	Oth bushing and tap changer assembl. for electricity distrib/power	116 614	1 776 310	2 932 806	24 597 406
8536101100	Thermal fuses glass type for use inelectris fans	17 965	56 621	449 924	1 907 459
8536101200	Thermal fuses glass type for use inothers, for a current of less thar	2 486	28 676	38 380	524 096
8536101300	Fuse blocks,of a kind used for motorvehicles	2 958	48 173	94 388	1 352 468
8536101900	Oth thermal fuses glass type	59 409	367 543	537 149	6 031 799
8536109100	Oth fuses for use in electric fans	855	33 486	45 253	1 027 356
8536109200	Oth fuses for use in other,for a currentof less than 16 A	1 706	3 483	3 211	32 319
8536109300	Oth fuse blocks,of a kind used for motorvehicles	9 945	106 460	254 918	2 466 124
8536109900	Other fuses	109 028	797 995	1 424 090	10 428 147
8536201100	Automatic circuit breaker;moulded case,for a current of less than	1 094	14 696	176 030	502 637
8536201200	Automatic circuit breaker;moulded case,for a current >16A but <=	34	8 082	742	216 254
8536201300	Automatic circuit breaker;moulded case,for a current >32A but <=	34	3 092	1 380	50 501
8536201900	Automatic circuit breaker;moulded case,for a current >1000A	7 362	91 127	232 274	1 442 494
8536202000	Automatic circuit incorporated intoelectro-thermic domestic appli	0	2 550	0	71 833
8536209100	Automatic circuit incorporated into oth,a current < 16A	22 241	126 047	46 014	1 339 903
8536209900	Automatic circuit incorporated into oth,a current >= 16A	41 347	584 707	1 015 163	8 561 066
8536301000	Lightning arresters for protectingelectrical circuits	5 465	209 206	274 342	2 775 785
8536302000	Electrical circuit protector used inradio equipment/electric fans	21	1 543	807	37 486
8536309000	Oth apparatus for protecting electricalcircuits	38 631	560 277	1 581 506	16 006 770
8536411000	Digital relays,voltage <= 60V	5 434	44 260	145 100	1 096 620
8536412000	Relays used in radio equipment,voltage <= 60V	0	1	0	30
8536413000	Relays used in electric fans,voltage <= 60V	236	237	437	449

**I.3. IMPOR MENURUT KOMODITI / IMPORT BY HS COMMODITY**  
**\*\*\* AGUSTUS/AUGUST 2012 \*\*\***

HS	Uraian Komoditi Commodity Description	Berat Bersih / Net Weight (Kg)		Nilai / Value C.I.F (US\$)	
		Bulan ini Current Month	Kumulatif Cum.Jan. to date	Bulan ini Current Month	Kumulatif Cum.Jan. to date
8536414000	Oth relays,voltage <= 60V,a current <16A	368	7 959	3 443	96 459
8536419000	Relays used in other equipment,voltage <= 60V	83 671	799 698	2 490 188	22 979 937
8536491000	Digital relays,voltage > 60V	30 203	129 760	1 918 373	7 474 452
8536499000	Other relays,voltage > 60V	77 561	972 436	3 020 625	31 856 776
8536502000	Over-current and residual-currentautomatic switches	16 058	629 011	274 495	8 530 334
8536503200	High inrush switch used in electric fansor radio equipment	1 291	61 171	67 809	778 825
8536503300	High inrush switch,of a rated currentcarrying capacity < 16A	1 022	64 443	31 256	989 539
8536503900	Other high inrush switches	172 135	1 064 966	3 946 470	19 343 673
8536504000	Miniature switches for rice cookersor oven toasters	0	3 903	0	163 271
8536505100	Electronic AC switch,voltage<=1000V,for a current < 16A	25 820	179 663	274 716	2 144 731
8536505900	Electronic AC switch,voltage<=1000V,for a current >= 16A	87 511	406 927	1 433 179	9 619 310
8536506100	Make&break switch used in domesticelec. wiring,<=500V,for a cur	19	3 336	2 621	51 287
8536506900	Make&break switch used in domesticelec. wiring,<=500V,for a cur	4 891	48 275	249 366	2 341 488
8536509200	Oth make&break switch used in domesticelec. wiring,>500V,use ir	96	21 590	3 086	189 101
8536509500	Oth make&break switch,>500V,startersfor electric motors or fuse	2 339	48 236	66 435	1 295 444
8536509900	Oth make&break switch,>500V	280 307	2 858 944	7 468 492	70 749 999
8536611000	Lamp holder used for compact lamps orhalogen lamps	954	64 801	28 569	316 106
8536619100	Lamp holder used for oth lamps,a current< 16A	9 535	45 040	7 260	270 393
8536619900	Lamp holder used for oth lamps,a current>= 16A	141 140	1 549 986	248 141	3 018 712
8536691200	Telephone plugs for a current < 16A	14 543	822 408	146 724	2 421 909
8536691900	Telephone plugs for a current <>= 16A	38 620	328 337	813 775	7 234 788
8536692200	Audio/video & cathode ray tube socketfor TV/radio receiver,a curr	220	1 546	13 238	65 237
8536692900	Audio/video & cathode ray tube socketfor TV/radio receiver,a curr	67 797	346 177	501 500	3 234 736
8536693200	Socket&plug for co-axial cable&printedcircuits,for a current < 16A	6 528	48 948	12 125	262 065
8536693900	Socket&plug for co-axial cable&printedcircuits,for a current >= 16A	19 415	291 700	305 581	3 958 124
8536699200	Oth socket&plug, for a current < 16A	0	167 623	0	1 072 283
8536699900	Oth socket&plug, for a current >= 16A	41 063	313 418	626 618	4 710 210
8536701000	Connector for optical fibres,opt. fibresbundles or cables;ceramics	342	6 358	11 330	290 155
8536702000	Connector for optical fibres,opt. fibresbundles or cables;copper	537	8 728	60 122	681 690
8536709000	Oth connector for optical fibres,opticalfibres bundles or cables	57 880	651 158	1 852 052	20 269 404
8536901200	Connection&contact elements for wires&cables;wafer probers;cur	2 413	154 182	38 462	1 432 290
8536901900	Connection&contact elements for wires&cables;wafer probers;cur	96 370	1 880 972	2 265 051	20 836 420
8536902200	Junction boxes,for a current < 16A	919	12 738	30 485	472 034
8536902900	Junction boxes,for a current >= 16A	238 910	2 573 271	4 950 356	47 138 965
8536903200	Cable connector,connector/adaptor forco-axial cable,commutator	20 737	262 758	293 372	5 652 505
8536903900	Cable connector,connector/adaptor forco-axial cable,commutator	629 487	5 617 954	19 013 129	164 491 197
8536909300	Telephone patch panels	4	123 865	489	1 076 406
8536909400	Oth cable connector,for a current < 16A	11 027	66 720	54 374	724 992
8536909900	Oth cable connector,for a current >= 16A	712 728	8 136 196	21 897 376	174 538 496
8537101100	Control panel use in distributed controlsystem;voltage<1000V	57 969	1 057 364	1 130 972	13 630 156
8537101200	Control panel fitted w/ a programmableprocessor;voltage<1000V	12 796	208 065	340 772	10 016 745
8537101300	Control panel for AC,refrig.,wash. mach.,vacuum cleaner,mixer,wa	34	14 144	13 994	202 973
8537101900	Other control panel	85 208	782 985	3 279 515	23 694 671
8537102000	Distribution board used w/ auto. dataprocess. mach.,telp sets,tran	12 525	166 127	592 645	4 267 906
8537103000	Programmable logic controllers for auto-mach for trans. for semic	73 332	735 458	591 415	6 485 432
8537109100	Switchboard used in radio equipmentor electric fans	67 726	890 971	1 208 363	9 936 994
8537109200	Switchboard use in distributed controlsystems	250	22 191	16 169	1 401 464
8537109900	Switchboard use for other pposes	303 554	2 355 512	7 139 116	42 475 171
8537201100	Switchboards incorp. elect instrum forbreak,connect/protect elect	573 309	622 414	7 416 454	8 133 775
8537201900	Switchboards incorp. elect instrum forbreak,connect/protect elect	149 675	1 388 924	3 563 482	41 038 898
8537202100	Control panels incorp. elect instrum forbreak,connect/protect elec	2 211	195 736	61 320	4 173 272
8537202900	Control panels incorp. elect instrum forbreak,connect/protect elec	54 367	928 544	1 495 394	19 754 448
8537209000	Oth board for elect. control for voltage> 1000 volt	973 743	5 605 996	21 907 082	103 363 804
8538101100	Parts of programmable logic controllers,<=1000V;for smiconducto	1 161	26 347	200 533	1 492 637
8538101200	Oth part of programable logic controllerused in radio equipment,<	5	483	261	18 883
8538101900	Oth part of programable logic controllerused in other equipment,	45 353	547 611	679 525	5 921 122
8538102100	Parts of programmable logic controllers,>1000V;for semiconductor	582	39 881	31 197	1 935 277
8538102200	Oth part of programable logic controllerused in radio equipment,>	0	273	0	2 538
8538102900	Oth part of programable logic controllerused in other equipment,	74 589	380 493	817 507	5 782 837
8538901100	Part incl. printed circuit assmbles of telp plug;connect&contact; <=	19 066	385 632	721 621	11 840 662
8538901200	Part of switch,socket&plug for coaxialcable,and oth apparatus, <=	133 455	836 446	3 726 110	14 070 445
8538901300	Part of distribution boards, <=1000V	1 658	10 688	37 372	66 534
8538901900	Oth part of electric switch,socket&plug,<= 1000V	133 152	967 792	2 452 399	22 817 055
8538902100	Part incl. printed circuit assmbles of telp plug;connect&contact; >1	1 972	1 121 948	29 420	480 652
8538902900	Oth part incl. printed circuit assmblesof telp plug;connect&contac	385 890	4 780 865	14 584 728	172 035 964
8539101000	Sealed beam lamp units formotor vehicles	49 767	623 780	526 407	5 129 101
8539109000	Sealed beam lamp units for others	31 181	236 634	363 528	2 513 309
8539212000	Tungsten halogen used in medicalequipment	137	3 396	3 069	28 164
8539213000	Tungsten halogen used for motorvehicles	37 015	472 195	898 176	8 665 834
8539214000	Other reflector lamp bulbs of tungstenhalogen	787	25 775	41 958	273 137
8539219000	Other tungsten halogen	19 037	147 925	433 213	2 911 371



**I.3. IMPOR MENURUT KOMODITI / IMPORT BY HS COMMODITY**  
**\*\*\* AGUSTUS/AUGUST 2012 \*\*\***

HS	Uraian Komoditi Commodity Description	Berat Bersih / Net Weight (Kg)		Nilai / Value C.I.F (US\$)	
		Bulan ini Current Month	Kumulatif Cum.Jan. to date	Bulan ini Current Month	Kumulatif Cum.Jan. to date
8539222000	Oth filament lamp,not tungsten halogen,pwer<=200W & >100V,fo	0	67	0	4 709
8539223000	Oth reflector lamp bulbs,not tungstenhalogen, power <=200W & v	18 262	43 416	106 833	564 997
8539229000	Oth filament lamp,not tungsten halogen,power<=200W & voltage	85 000	584 648	448 917	3 607 463
8539291000	Other filament lamps, excl UV/infraredlamps,for medical equipme	1 373	11 621	19 354	1 822 010
8539292000	Other filament lamps, excl UV/infraredlamps,for motor vehicles	69 026	684 509	1 240 715	16 000 238
8539293000	Other reflector lamp bulbs,excl UV/infrared lamps,for oth purpose	7 791	105 061	71 374	1 212 605
8539294100	Flashlight bulb;miniature indictor bulb, rated <=2,25V, for medical	0	119	0	7 345
8539294900	Flashlight bulb;miniature indictor bulb, rated <=2,25V, for other pt	4 582	58 131	199 681	1 339 800
8539295000	Oth filament lamp excl UV/Infrared lamp, capacity >200W & <=300	0	30 883	0	192 740
8539296000	Oth filament lamp excl UV/Infrared lamp, capacity <=200W, voltaç	1 326	16 376	129 603	784 074
8539299000	Other filament lamps, excluding UV orinfra-red lamps	190 941	1 907 817	1 066 468	11 460 400
8539311000	Tubes for compact fluorescent lamps offluorecent, hot cathode, n	57 205	532 900	215 000	3 223 171
8539319010	Tube lamps of fluorecent, hot cathode,not UV lamps	77 045	800 904	544 526	4 388 935
8539319020	Compact fluorescent lamps of fluorecent, hot cathode, not UV lam	53 111	307 807	859 174	3 657 463
8539319090	Oth discharge lamps excl UV lamps offluorecent, hot cathode	605 542	9 934 156	7 541 072	134 252 897
8539320000	Mercury/sodium vapour lamps;metal halidelamps excl UV lamps	24 925	263 119	382 166	4 468 513
8539391000	Tubes for compact fluorescent lamps,coldcathode types, not UV la	18 300	309 480	46 403	903 527
8539393000	Discharge lamps other fluorescent lamp,cold cathode types, not U	793	4 363	6 088	132 579
8539399000	Other discharge lamps, other than UVlamps, cold cathode types	54 648	393 322	430 151	2 779 111
8539410000	Arc lamps	36	2 126	7 043	389 762
8539490000	Ultra-violet/infra-red lamps	51 326	385 786	2 226 081	12 050 330
8539901000	Aluminium end cap for fluoresc lamp;alum screw caps for incande	184 920	1 582 470	745 707	6 266 754
8539902000	Parts of elect filament/discharge lampsof kind used for motor vehi	22 820	241 204	218 571	1 580 761
8539909000	Oth part of elect filament/dischargelamps; part of arc-lamps	202 357	3 080 752	2 349 419	34 474 467
8540110000	Color cathode-ray television picturetube incl video monitor cathoc	2 019 913	21 694 818	4 464 483	45 062 492
8540120000	Monochrome cathode-ray TV picture tube,incl video monitor cath	0	398	0	420
8540200000	TV camera tubes; image converters andintensifiers; other photo-c	2	982	50	13 210 083
8540401000	Data/graphic display tubes,color, used for articles of heading 85.2!	0	2	0	63
8540409000	Data/graphic display tubes,monochrome,used for articles of headi	72	3 138	6 126	50 817
8540600000	Other cathode-ray tubes	0	2 866	0	62 629
8540710000	Magnetrons	57	597	1 205	15 793
8540790000	Microvawe tubes, not magnetrons, exclgrid-controlled tubes	5	47	2 485	14 516
8540810000	Receiver/amplifier valves and tubes	7 977	18 751	393 161	857 767
8540890000	Other valves and tubes	10 551	42 375	34 548	512 415
8540910000	Parts of cathode-ray tubes	54 251	667 886	1 070 589	9 549 865
8540991000	Parts of microwave tubes	0	26 594	0	132 833
8540999000	Other parts of thermionic,cold cathodeor photo cathode valves an	1 561	18 245	71 115	788 458
8541100000	Diodes, other than photosensitive/lightemitting diodes	164 213	1 529 107	11 146 102	101 362 902
8541210000	Transistor oth than photosensitivewith a dissipation rate of <1 W	13 504	148 423	1 632 724	16 475 257
8541290000	Transistor oth than photosensitivewith a dissipation rate of >=1 W	213 182	1 705 913	8 105 734	65 106 424
8541300000	Thyristors,diacs and triacs, other thanphotosesintive devices	2 381	76 185	254 657	12 020 230
8541401000	Light emitting diodes	51 104	425 050	6 659 914	57 058 584
8541402100	Photovoltaic cells, not assembled	1 221	77 827	153 685	1 414 323
8541402200	Photovoltaic cells, assembled in modulesor made up into panels	33 133	208 368	383 648	1 877 725
8541402900	Oth photocells, including photodiodes &phototransistors	7 000	76 955	169 605	1 868 264
8541409000	Oth photosensitive semiconductor devices	50 166	531 697	2 958 556	27 845 083
8541500000	Other semiconductor devices	39 705	265 704	2 502 185	20 941 525
8541600000	Mounted piezo-electric crystals	13 166	176 643	989 717	13 318 727
8541900000	Parts of diodes,transistors & similar;photosensitives semiconduct	17 495	153 374	1 027 104	8 717 446
8542310000	Processor & controller of electronicsintegrated circuits	300 945	2 136 037	22 192 939	222 145 718
8542320000	Memories of electronic integratedcircuits	67 263	579 333	6 117 867	54 190 680
8542330000	Amplifiers of electronic integratedcircuits	12 264	143 637	470 563	4 354 920
8542390000	Other electronic integrated circuits	324 302	2 925 324	104 854 841	935 472 929
8542900000	Parts of electronic integrated circuits	116 858	941 366	4 484 327	46 450 110
8543100000	Particle accelerators	2 041	17 499	21 374	807 831
8543200000	Signal generators	4 018	31 417	258 723	2 482 713
8543302000	Wet processing equip. for the applic. by immersion of chemical/el	263	74 269	9 493	894 931
8543309000	Oth machine&apparatus for electroplating,electrolysis/electropho	18 477	1 206 134	1 153 592	74 328 158
8543701000	Electric fence energisers	29 099	131 352	91 450	2 338 944
8543702000	Remote control apparatus, other thanradio remote control appara	117 166	1 428 203	1 626 725	32 056 341
8543703000	Electrical machines with translation ordictionary functions	613	22 904	42 043	3 080 666
8543704000	Equip/machine for removal dust particle& curing material by UV li	2 672	40 228	199 352	1 491 736
8543705000	Integrated receiver/decoder (IRD) fordirect broadcast multimedia	107 663	2 832 025	1 011 848	20 412 425
8543709000	Oth electrical machines & apparatus,having individual fuctions	253 139	2 331 011	2 988 889	31 228 333
8543901000	Parts of particle accelerators orsignal generators	63	1 651	626	210 380
8543902000	Part of wet processing equip for applic.by immersion of chemical/i	3 937	113 516	7 491	373 152
8543903000	Parts of electrical machines withtranslation or dictionary functions	0	68	0	234
8543904000	Part of equip/machine for removal dustparticle & curing material I	0	1	0	73
8543905000	Part of Integrate receiver/decoder (IRD)for direct broadcast multir	623	114 602	1 720	281 560
8543909000	Parts of oth electrical machines andapparatus,having individual fu	138 074	1 550 372	4 658 891	43 784 959
8544111000	Winding wire of copper,w/ an outercoating of lacquer or enamel	193 043	2 552 449	2 629 094	30 167 777

**I.3. IMPOR MENURUT KOMODITI / IMPORT BY HS COMMODITY**  
**\*\*\* AGUSTUS/AUGUST 2012 \*\*\***

HS	Uraian Komoditi Commodity Description	Berat Bersih / Net Weight (Kg)		Nilai / Value C.I.F (US\$)	
		Bulan ini Current Month	Kumulatif Cum.Jan. to date	Bulan ini Current Month	Kumulatif Cum.Jan. to date
8544112000	Winding wire of copper, w/ an outer coat/cover w/paper, textile m	71 640	469 078	1 060 637	6 574 818
8544119010	Winding wire of copper, laquer/enamelled & cover with paper, tex	58 665	259 447	257 434	2 467 397
8544119020	Winding wire of copper, rect cross-sect. and without connectors	39 260	1 280 975	348 037	8 239 847
8544119090	Other winding wire of copper	32 003	278 115	465 876	5 475 293
8544190010	Winding wire not of copper, laquered orenamelled	52 201	345 278	348 162	2 143 201
8544190020	Manganese resistance wire	39 013	578 090	337 723	2 745 382
8544190090	Winding wire not of copper,not lacquere/enamelled, not mangane	69 294	846 439	745 460	7 255 110
8544201100	Co-axial cable/elec;fitted w/ connector;<=66.000V;insulated w/ ru	23 455	456 204	227 191	2 789 780
8544201900	Co-axial cable/elec;fitted w/ connector;<=66.000V;insulate not w/	379 110	12 851 760	4 198 821	109 801 144
8544202100	Co-axial cable/elec;unfitted w/ conectr;<=66.000V;insulated w/ ru	108 723	1 847 022	439 262	11 765 223
8544202900	Co-axial cable/elec;unfitted w/ conectr;<=66.000V;insulate not w/	884 447	13 847 642	5 877 234	67 868 115
8544203100	Co-axial cable/elec;fitted w/ connector;>66.000V;insulated w/ rub	23 348	195 434	294 289	1 962 175
8544203900	Co-axial cable/elec;fitted w/ connector;>66.000V;insulate not w/ r	19 293	2 581 812	85 538	3 535 314
8544204100	Co-axial cable/elec;unfitted w/ conectr;>66.000V;insulated w/ rub	2	75 024	199	684 919
8544204900	Co-axial cable/elec;unfitted w/ conectr;>66.000V;insulate not w/ r	133 253	543 784	296 309	6 132 162
8544301200	Wiring harness for mtor vehicle;of head87.02,87.03,87.04/84.11;i	129 676	1 146 276	2 169 167	22 017 248
8544301300	Wring harness for mtor vehicle;excl head87.02,87.03,87.04/84.11;	11 655	1 907 239	173 738	2 747 853
8544301400	Wiring harness for mtor vehicle;of head87.02,87.03,87.04/84.11;r	13 405	115 070	185 751	1 134 251
8544301900	Wring harness for mtor vehicle;excl head87.02,87.03,87.04/84.11;	14 671	124 493	383 048	2 980 108
8544309100	Ignition wiring sets,not wiring set,usedin vehicle,aircraft/ship;insul	18 569	204 131	466 059	5 245 554
8544309900	Ignition wiring sets,not wiring set,usedin vehicle,aircraft/ship;no ir	194 959	3 670 433	3 975 192	35 280 731
8544421100	Telephone, telegraph, radio relay cables submarine, fitted w/ conne	137	16 357	1 778	181 785
8544421200	Telephone, telegraph, radio relay cable not submarine, fitted w/ co	0	7 877	0	221 371
8544421900	Oth elect conductor, fitted w/ connector; used for communication, i	119 531	790 816	1 765 093	14 048 067
8544422100	Telephone, telegraph, radio relay cables submarine, fitted w/ cnecto	0	69 769	0	464 087
8544422200	Telephon, tlegraph, radio relay cable; not submarine, fitted w/ cnecto	101	14 696	1 852	124 866
8544422900	Oth elect conductor, fitted w/ connector; used for communication, i	84 123	353 895	671 488	4 342 843
8544423200	Battery cable; <=1000V; insulate w/ rubber for vehicle head 87.02,8	164	1 226	4 352	20 301
8544423300	Battery cable; <=1000V; insulate w/ rubber ecl vehicle head 87.02,8	636	19 600	21 062	324 575
8544423400	Battery cable; <=1000V; insulate w/ rubber for vehicle head 87.02,8	2	5 724	321	115 145
8544423900	Battery cab; <=1000V; no insulate w/ rubber ecl vehicle head 87.02,8	1 005	8 614	15 014	124 886
8544429100	Electrical cables insulated w/ plastic diameter <=19,5 mm, use for t	243 860	2 751 323	2 798 610	33 567 173
8544429200	Electrical cables insulated w/ plastic diameter >19,5 mm, use for tel	199 460	674 217	5 298 170	11 855 330
8544429910	Car cigarettes lighters adapters	2	1 693	387	68 280
8544429990	Oth elect conductor, fitted w/ connector, used for telecommunication	91 311	1 135 858	634 243	7 562 226
8544491100	Telephone, telegraph, radio relay cables submarine, not fitted w/ co	2 663	92 955	36 992	543 056
8544491200	Telephone, telegraph, radio relay cable not submarine, not fit w/ cr	0	3 111	0	28 900
8544491900	Oth elect conductor, not fit w/ cconnector; used for communication, v	302 562	3 369 652	1 087 548	11 415 791
8544492100	Shielded wire for mnfact. of auto-wiring harnesses, not for commur	375 493	15 212 560	4 546 849	62 427 845
8544492200	Electrical cables insulated w/ plastic diameter <=19,5 mm, not use for	19	5 466	406	90 134
8544492300	Electrical cables insulated w/ plastic diameter >19,5 mm, not use for t	6 181	25 610	68 359	188 541
8544492900	Oth electric conductors, not fitted w/ connector, not for telecommu	1 202 042	12 222 575	5 914 794	42 678 809
8544493100	Telephone, tlegraph, radio relay cable submarine, for communic, 80)	0	602	0	18 042
8544493200	Oth elect connector, fitted w/ connector for comm, insulate w/ plas	0	1 881	0	35 514
8544493900	Oth elect connector, fit w/ connector for comm, not insulate w/ pla	225 652	2 437 490	1 812 588	21 042 530
8544494100	Oth elect cconnector, fit w/ connector, >80V & <=1000V, not for com, ir	110 286	557 656	1 193 835	5 829 479
8544494900	Oth elect cconnector, fit w/ connector, >80V & <=1000V, no for com, in	201 797	4 980 732	1 950 197	16 753 199
8544601100	Oth electric conductors, >1 kV & <=36kV, insulate plastic w/ core di	41 455	942 528	214 891	4 263 015
8544601900	Oth electric conductors, >1 kV & <=36kV, insulate plastic w/ core di	338	1 340 275	26 410	14 572 620
8544602100	Oth electric conductors, >36 kV & <=66kV, insulate plastic w/ core c	667	502 187	9 555	3 261 490
8544602900	Oth electric conductors, >1 kV & <=36kV, insulate plastic w/ core di	123 208	1 870 125	1 201 341	14 346 132
8544603000	Other electric conductors, for a voltage > 66 kV	21 091	325 927	222 344	3 443 793
8544701000	Optical fibre cable of teleph, telegraph, radio relay cables, submarin	3 606	829 673	141 934	5 308 522
8544709000	Other optical fibre cables	182 848	4 401 676	981 722	21 585 385
8545110000	Electroda of graphite, used for furnaces	523 140	6 499 337	2 029 795	24 357 550
8545190000	Electroda of graphite, used not for furnaces	3 328	577 972	75 832	8 436 225
8545200000	Carbon brushes of graphite/oth carbon, for electrical purposed	34 393	408 777	691 282	8 242 618
8545900000	Lamp carbon, battery carbon & oth article of graphite/oth carbon, w	164 465	1 941 957	1 081 248	13 206 630
8546100000	Electrical insulators of glass	471 526	1 529 786	1 458 586	4 994 922
8546201000	Transformer bushing & circuit breaker insulator, of ceramic	18 653	812 462	235 900	3 122 197
8546209000	Electrical insulators of any material other than glass & ceramics	954 636	9 387 868	1 244 488	12 015 866
8546900000	Oth elect insulators not of glass and of ceramics	106 825	3 156 026	939 154	13 358 710
8547100000	Insulating fitting for electrical mchine appl/equip; of ceramics	16 783	437 699	767 955	11 563 561
8547200000	Insulating fitting for electrical mchine appl/equip; of plastics	99 174	1 312 819	1 894 416	19 805 567
8547901000	Elect conduit tubing & joint therefor of base metal line w/ insula	19 714	1 144 847	235 171	3 113 151
8547909000	Oth insulating fittings for elect mach, appliances/equipment, being	158 072	2 770 943	1 259 243	17 350 168
8548101200	Lead acid scrap storage batteries, drained/undrained, used in aircra	0	196	0	38 393
8548101900	Lead acid scrap storage batteries, drained/undrained, used for oth j	1	12	107	12 943
8548102900	Other waste and scrap containing mainly iron	0	12	0	262
8548103300	Waste & scrap contain mainly copper of electric accumulators, usec	0	251	0	2 076
8548109100	Waste & scrap of primary cells and primary batteries, cont. oth mat	0	17	0	3 102

**I.3. IMPOR MENURUT KOMODITI / IMPORT BY HS COMMODITY**  
**\*\*\* AGUSTUS/AUGUST 2012 \*\*\***

HS	Uraian Komoditi Commodity Description	Berat Bersih / Net Weight (Kg)		Nilai / Value C.I.F (US\$)	
		Bulan ini Current Month	Kumulatif Cum.Jan. to date	Bulan ini Current Month	Kumulatif Cum.Jan. to date
8548109200	Waste & scrap of electric accumulators,used in aircraft,cont. oth n	0	66	0	1 176
8548109900	Other waste & scrap containing othermaterials	102	278	1 505	62 226
8548901000	Image sensors contact type copmrising aphoto-conductive sensor	8 228 886	8 407 671	1 337 124	7 308 337
8548902000	Printed circuit assemblies incl suchassemblies for external connect	762	9 499	22 692	223 018
8548909000	Other waste & scrap of primary cells;primary batteries	195 436	1 640 816	3 326 636	31 363 477
8601100000	Rail locomotive powered from an externalsource of electricity	0	948 921	0	1 780 449
8601200000	Rail locomotives powered by electricaccumulators	311	10 861	760	74 123
8602100000	Diesel-electric locomotives	0	2	0	746
8602900000	Locomotive tenders	0	69 686	0	668 666
8603100000	Self-propelled railway/tramway coaches,van & truck power by ext	2 503	1 270 664	3 364	3 531 214
8603900000	Self-propelled railway/tramway coaches,van & truck power by int	37	37	967	967
8604000000	Railway/tramway maintenance/servicevehicles, whether/not self-	62 282	129 895	3 144 313	4 884 314
8606100000	Tank wagons and the like	0	75	0	1 140
8606990000	Oth rail/tramway good van&wagon,not self propelled,open,nonre	2	11 945	57	74 239
8607110000	Driving bogies and bissel-bogies	0	274 663	0	873 290
8607120000	Other bogies and bissel-bogies	0	3 401	0	94 178
8607190000	Axles & wheels, and parts thereof	318 562	6 577 996	1 101 045	23 977 313
8607210000	Air brakes and parts thereof	926	66 636	10 507	1 667 804
8607290000	Brakes and parts thereof other than airbrakes	4 179	265 749	97 252	1 273 099
8607300000	Hooks & oth coupling devices, buffers,and parts thereof	348 064	356 303	898 670	1 148 285
8607910000	Other parts of locomotives	0	43 674	0	979 916
8607990000	Other part of trolling stock	3 796	2 395 340	102 287	6 775 143
8608002000	Electromechanic equip of railway/tramway track fixtures,fitting, m	4 488	36 838	356 867	2 409 268
8608009000	Non-electromech equip of railway/tramway track fixtures,fitting, n	11 618	990 344	155 181	3 419 883
8609000010	Containers of metal,design & equip forcarriage by one/more mod	175 353	857 170	987 531	3 544 227
8609000020	Containers of wood, design & equip forcarriage by one/more mod	0	486	0	708
8609000090	Container of oth material,design&equip for carriage by one/more	16 109	249 311	61 285	1 026 837
8701101100	Pedestrian controlled tractors,power <=22.5 kW, for agricultural u	0	88 505	0	446 010
8701101900	Pedestrian controlled tractors,power <=22.5 kw oth than for agric	0	1 444	0	12 568
8701109100	Pedestrian controlled tractors, power >22.5 kw for agricultural use	0	224	0	1 000
8701209000	Road tractors for semi-trailers, not ckd	1 165 434	9 961 792	8 066 273	59 098 529
8701300000	Track-laying tractors	0	365 454	0	2 396 556
8701901000	Agriculture tractors	1 008 414	5 044 109	6 873 621	36 334 796
8701909000	Other tractors (other than tractors ofheading 87.09)	139 700	686 850	723 267	4 962 152
8702101000	Motor cars incl stretch limousine,fortransport >=10 p, ckd,diesel	13 000	123 400	4 680	9 640 152
8702104910	Motor coach,bus/minibus,for >=10 p,g.v.w. < 6 t,ckd,diesel	0	1 857	0	26 201
8702104920	Motor coach,bus/minibus,for >=10 p,g.v.w. > 18 t but <=24 t,ckd,d	0	4 060	0	27 750
8702105000	Oth motor vehicles for the transport >=10 p,ckd,diesel or semi-die	0	123 146	0	815 369
8702106000	Motor cars incl stretch limousine,fortransport >=10 p, not ckd,dies	0	15 832	0	171 772
8702108100	Oth motor coach,bus/minibus,for >=10 p,g.v.w >= 6 t but <=18 t,n	11 100	11 100	93 616	93 616
8702108910	Oth motor coach,bus/minibus,for >=10 p,g.v.w. < 6 t, not ckd, dies	107 059	1 612 391	1 133 073	14 531 544
8702108920	Oth motor coach,bus/minibus,for >=10 p,g.v.w. >=18 t & <24t, not	36 900	49 200	421 800	562 400
8702108930	Oth motor coach,bus/minibus,for >=10 p,g.v.w. >= 24 t, not ckd, d	0	18 500	0	106 822
8702109000	Oth motor vehicles for the transport >=10 p;not ckd, diesel	66 003	170 771	1 360 887	3 277 837
8702901920	Oth motor vehicles, non diesel,>= 10 p,ckd, g.v.w. > 24 t	28 000	28 000	235 000	235 000
8702909510	Oth motor coach,bus/minibus,non diesel,transport >10 p, not ckd,	0	6 150	0	170 488
8702909520	Oth motor coach,bus/minibus,non diesel,transport >10 p, not ckd,	0	2	0	665
8702909910	Oth motor vehicle,non diesel,transport>= 10 p, not ckd, g.v.w. <=2	0	2 030	0	22 300
8702909920	Oth motor vehicle,non diesel,transport>= 10 p, not ckd, g.v.w. >24	0	2 018	0	34 517
8703101000	Golf cars, including golf buggies	10 119	229 448	11 019	390 279
8703109000	Vehicle specially design for travel onsnow oth than golf cars	4 604	96 821	11 080	1 572 301
8703211000	Go-karts,cylinder capacity <= 1000 cc,internal combust recipro pis	0	2 713	0	15 920
8703212300	Motor car excl vans,<= 1,000 cc,ckd,not4 WD,intrn combust recipr	4 800	7 078	49 220	81 715
8703212990	Oth motor car,<= 1,000 cc,not ckd,not4 WD, intern combust recipr	265 095	2 769 243	1 697 117	19 705 638
8703213900	Oth vehicles,<=1,000 cc, ckd, not 4 WD,drive,intern combust recip	0	11 040	0	57 091
8703221110	Sedan/station wagons, 1000-1500 cc,ckdinternal combust recipro	60 554	258 851	216 480	895 144
8703221190	Oth motor car,no sedan,1000-1500 cc,ckdinternal combust reciprc	106 293	9 655 007	1 053 099	102 240 036
8703221910	Sedan/station wagon,1000-1500cc,not ckd internal combust recipr	1 882 100	14 483 144	18 363 955	142 414 376
8703221990	Oth motor car,no sedan,1000-1500 cc,notckd,intern combust recip	5 047 205	40 198 572	52 727 766	415 390 556
8703222100	Other vehicles,1000-1500 cc,ckd,4 WD,internal combust recipro pi	0	3	0	8
8703229900	Other vehicles, 1000-1500 cc, not ckd,internal combust recipro pis	838 725	841 250	9 527 129	9 555 908
8703231000	Ambulance,1500-3000cc,internal combust,reciprocatng piston en	3 985	10 885	22 925	272 416
8703235110	Sedan/station wagons,1500-1800 cc,ckd,internal combust recipro	0	43 275	0	806 764
8703235190	Oth mtor car excl van,no sedan,ckd,1500-1800cc,intern combust r	0	34 573	0	525 165
8703235210	Sedan/station wagons, 1800-2000 cc, ckdinternal combust recipro	0	5 340	0	46 682
8703235290	Oth mtor car excl van,no sedan,ckd,1800-2000cc,intern combust r	1 578 665	7 405 590	19 596 950	83 586 266
8703235310	Sedan/station wagons,2000-2500 cc,ckd,internal combust recipro	0	14 682	0	274 973
8703235390	Oth mtor car excl van,no sedan,ckd,2000-2500cc,intern combust r	121 795	796 177	741 912	4 528 564
8703235410	Sedan/station wagons,2500-3000 cc,ckd,internal combust recipro	0	5 035	0	131 230
8703235490	Oth mtor car excl van,no sedan,ckd,2500-3000cc,intern combust r	0	24 062	0	135 363
8703236110	Sedan/station wagon,1500-1800cc,not ckd,internal combust recip	293 156	4 800 960	4 107 877	67 442 750

**I.3. IMPOR MENURUT KOMODITI / IMPORT BY HS COMMODITY**  
**\*\*\* AGUSTUS/AUGUST 2012 \*\*\***

HS	Uraian Komoditi Commodity Description	Berat Bersih / Net Weight (Kg)		Nilai / Value C.I.F (US\$)	
		Bulan ini Current Month	Kumulatif Cum.Jan. to date	Bulan ini Current Month	Kumulatif Cum.Jan. to date
8703236191	Oth motor car excl van,1500-1800cc,notckd,2 WD,intern combust	836 607	5 319 855	7 425 240	53 323 413
8703236192	Oth motor car excl van,1500-1800cc,notckd,4 WD,intern combust	1 670	24 026	25 850	344 813
8703236210	Sedan/station wagon,1800-2000cc,not ckd, internal combust recip	103 733	964 122	1 586 172	14 347 887
8703236291	Oth motor car excl van,1800-2000cc,notckd,2 WD,intern combust	63 596	979 386	932 052	11 613 770
8703236292	Oth motor car excl van,1500-1800cc,notckd,4 WD,intern combust	191 886	1 455 071	2 640 867	19 748 736
8703236310	Sedan/station wagon,2000-2500cc,not ckd,internal combust recip	449 164	5 437 134	7 571 797	92 540 589
8703236391	Oth motor car excl van,2000-2500cc,notckd,2 WD,intern combust	940 522	13 085 440	14 925 464	204 295 354
8703236392	Oth motor car excl van,2000-2500cc,notckd,4 WD,intern combust	26 598	245 291	249 728	2 739 830
8703236410	Sedan/station wagon,2500-3000cc,not ckd,internal combust recip	51 334	597 225	947 811	11 362 169
8703236491	Oth motor car excl van,2500-3000cc,notckd,2 WD,intern combust	175 867	1 766 565	2 340 303	27 152 048
8703236492	Oth motor car excl van,2500-3000cc,notckd,4 WD,intern combust	101 902	821 215	1 957 514	13 896 546
8703239210	Oth vehicle,1800-2000cc,not ckd,2 WD,internal combust recipro p	0	157 631	0	1 767 631
8703239390	Oth vehicle,2000-2500cc,not ckd,4 WD,internal combust recipro p	8 424	44 725	102 860	599 554
8703239410	Oth vehicle,2500-3000cc,not ckd,2 WD,internal combust recipro p	0	14 767	0	258 319
8703239490	Oth vehicle,2500-3000cc,not ckd,4 WD,internal combust recipro p	1 651	108 507	32 415	2 011 816
8703244190	Oth motor car,no sedan,>3000cc,ckd,4 WD, internal combust recip	2 799	17 044	68 704	523 709
8703245110	Sedan/station wagon,>3000 cc,4 WD,notckd,internal combust reci	35 215	390 624	1 077 197	18 311 599
8703245190	Oth motor car,no sedan,>3000cc,not ckd,4 WD,internal combust r	302 156	3 070 831	4 283 409	49 143 799
8703245910	Sedan/station wagon,>3000 cc,not 4 WD,not ckd,intern combust r	86 171	1 028 713	2 904 367	34 978 082
8703245990	Oth mtor car,no sedan,> 3000cc,not ckd,not 4 WD,intern combust	81 112	942 061	1 532 347	17 611 401
8703311110	Sedan/station wagon,<=1500 cc,ckd,4 WD,diesel	0	2 148	0	9 886
8703312000	Other motor cars excl van, <= 1500 cc,not ckd,diesel	0	1 562	0	7 708
8703319900	Other vehicles,<=1500 cc,not ckd,diesel,not 4 WD	0	1 562	0	7 708
8703324990	Oth motor cars,no sedan, 2000-2500 cc,not ckd,diesel	126 875	1 953 125	903 045	13 654 013
8703325200	Motor car excl van,1500-2000cc,not ckd,4 WD,diesel	20 576	53 240	342 080	950 553
8703325300	Motor car excl van,1500-2000cc,not ckd,not 4 WD,diesel	247 507	2 886 772	2 768 880	32 507 432
8703325400	Motor cars excl van, 1500-2500 cc,notckd,4 WD,diesel	335 910	2 852 950	4 025 387	34 692 837
8703325900	Motor car excl van,1500-2500cc,not ckd,not 4 WD,diesel	2 121 376	18 051 002	25 409 398	227 719 322
8703326000	Homes-cars, 1500-2500 cc,diesel	0	7 000	0	63 300
8703329200	Oth vehicle,1500-2000 cc,not ckd,diesel,4 WD	3 604	11 667	37 420	142 765
8703329300	Oth vehicle,1500-2000 cc,not ckd,diesel,oth than 4 WD	0	12 855	0	184 019
8703329400	Oth vehicle,1500-2500 cc,not ckd,diesel,4 WD	0	5 620	0	53 400
8703329900	Oth vehicle,1500-2500 cc,not ckd,diesel,oth than 4 WD	137 392	186 417	1 691 980	2 276 446
8703331000	Ambulances, 2500-3000 cc, diesel	5 700	5 700	2 052	2 052
8703335300	Other motor cars, 2500-3000 cc, not ckd,4WD, diesel	29 998	134 533	314 655	2 092 744
8703335400	Other motor cars, 2500-3000 cc, not ckd, oth than 4 WD,diesel	22 404	70 393	318 744	1 481 613
8703335500	Other motor cars, > 3000 cc, not ckd,4 WD, diesel	289 511	1 342 954	5 044 380	23 377 693
8703335900	Other motor cars, > 3000 cc,not ckd,oththan 4 WD, diesel	0	8 390	0	540 170
8703339100	Other vehicles, > 2500 cc,not ckd,4 WD,diesel	9 500	9 500	3 420	3 420
8703339900	Other vehicles, > 2500 cc, not ckd,oththan 4 WD, diesel	2 800	255 425	1 368	427 683
8703901300	Oth electrically-powered vehicles,fortransport of persons, CKD	0	2 400	0	54 800
8703901900	Oth electrically-powered vehicles,fortransport of persons, not CKD	0	36 867	0	328 419
8704101300	Damper,designed for-off highway,CKD,g.v.w. <= 5 t	0	280 747	0	3 098 725
8704101400	Damper,designed for-off highway,CKD,g.v.w. < 5 t but >= 10 t	0	857	0	493
8704101700	Damper,designed for-off highway,CKD,g.v.w. < 24 t but >= 45 t	0	1 119 498	0	6 750 988
8704101800	Damper,designed for-off highway,CKD,g.v.w. > 45 t	434 007	14 678 052	9 401 126	206 128 447
8704102300	Damper,designed for-off highway,not CKD, g.v.w. <= 5 t	149	442 134	2 142	7 419 944
8704102400	Damper,designed for-off highway,not CKD, g.v.w. < 5 t but >= 10 t	0	48 103	0	731 180
8704102700	Damper,designed for-off highway,not CKD, g.v.w. < 24 t but >= 45 t	2 327 381	31 861 214	24 006 559	314 910 217
8704102800	Damper,designed for-off highway,not CKD, g.v.w. > 45 t	5 000 754	54 687 351	67 420 177	702 324 494
8704211100	Refrigerated lorries(truck),g.v.w.<=5 t, ckd,diesel	0	324	0	15 641
8704211900	Oth motor vehicles,for transport goods, g.v.w. <= 5 t,ckd, diesel	1 447	32 015	7 371	168 301
8704212900	Oth motor vehicles,for transport goods,g.v.w. <= 5 t, not ckd, dies	4 260 156	30 407 941	39 805 707	284 811 806
8704221100	Refrigerated lorries (truck),g.v.w. <5t but <= 6 t,ckd, diesel	11 750	171 932	4 230	4 048 074
8704221900	Oth motor vehicles,for transport goods,g.v.w. <5 t but >= 6 t, ckd,	739 375	3 318 789	15 150 306	75 630 814
8704223900	Oth motor vehicles,for transport goods, g.v.w. 6-20 t,ckd, diesel	525 891	3 425 434	4 848 156	30 544 108
8704224300	Tanker vehicles;bulk cement truck,g.v.w. 6-20 t, not ckd, diesel	0	45 046	0	185 308
8704225100	Oth motor vehicles,for transport goods,g.v.w. 6-10 t, not ckd, dies	2 470	29 215	42 391	531 109
8704225900	Other vehicles for the transport ofgoods,10-20 t, not ckd, diesel	23 280	135 516	310 144	2 941 712
8704231100	Refrigerated lorries (trucks), 20-24 t,ckd, diesel	5 500	5 500	1 980	1 980
8704232900	Other lorries (trucks), 20-24 t,not ckd, diesel	0	65 336	0	474 270
8704235900	Other lorries (trucks), 25-45 t,ckd, diesel	844 344	5 698 866	7 987 043	56 325 879
8704236100	Refrigerated lorries (trucks), 25-45 t,not ckd, diesel	62 021	240 545	103 272	389 858
8704236300	Tanker vehicles; bulk-cement lorries,25-45 t, not ckd, diesel	102 257	505 262	138 060	3 419 077
8704236400	Armoured cargo vhcls for transportvalubles, 24-45 t, not ckd,dies	0	8 000	0	8 241
8704236500	Hooklift lorries (trucks), 25-45 t,not ckd, diesel	0	31 924	0	47 922
8704236600	Dumpers, 24-45 t, not ckd,diesel	100 000	1 538 833	394 861	4 882 748
8704236900	Other lorries (trucks), 25-45 t,not ckd, diesel	6 234 191	34 872 728	43 045 214	256 873 069
8704237900	Other lorries (trucks), g.v.w > 45 t, ckd, diesel	0	559 510	0	5 468 762
8704238300	Tanker vehicles; bulk-cement lorries(trucks) ,g.v.w > 45 t, not ckd,(	0	56 000	0	155 921
8704238600	Dumpers, g.v.w.> 45 t, not ckd, diesel	370 279	382 279	1 163 800	1 233 940

**I.3. IMPOR MENURUT KOMODITI / IMPORT BY HS COMMODITY**  
**\*\*\* AGUSTUS/AUGUST 2012 \*\*\***

HS	Uraian Komoditi Commodity Description	Berat Bersih / Net Weight (Kg)		Nilai / Value C.I.F (US\$)	
		Bulan ini Current Month	Kumulatif Cum.Jan. to date	Bulan ini Current Month	Kumulatif Cum.Jan. to date
8704238900	Other lorries (trucks), > 45 t, not ckd, diesel	274 490	3 605 342	5 336 673	27 318 900
8704312900	Other lorries (trucks), <= 5 t, not ckd internal combustion piston en	431 926	3 961 032	2 987 624	28 584 465
8704328300	Tanker vhcls;bulk-cement lorries, 24-45t,not ckd,internal combust	0	85 170	0	609 870
8704328600	Dumpers, g.v.w. 24-45 t, not ckd,internal combustion piston engin	0	62 830	0	210 000
8704328900	Other lorries (trucks), g.v.w, 24-45 t,not ckd,internal combust pist	0	194 437	0	3 353 471
8704901000	Motor vehicles for the transport of goods, ckd	5 962	9 152	196 239	311 206
8704909900	Motor vehicles for the transport of goods, >45 t, not ckd	0	1 119	0	61 601
8705100000	Crane lorries	165 814	1 782 397	603 161	8 316 289
8705200000	Mobile drilling derricks	90 975	237 485	275 000	772 788
8705300000	Fire fighting vehicles	3 321	310 165	19 104	5 550 413
8705400000	Concrete-mixer lorries	438 217	5 230 652	1 628 158	20 933 833
8705905000	Street clean vhcl, cesspool emptier mobile clinic; spray lorries of all	13 533	69 100	157 428	954 112
8705909000	Other special purpose motor vehicles	367 657	2 536 848	3 077 867	16 885 502
8706001920	Chasis fitted w/ engines of road tractor for semi-trailers, track-layin	0	336	0	399
8706001930	Oth chasis fitted with engines for other tractors	0	2 071	0	5 062
8706002910	Chasis fitted with engines for vehicles < 10 person, for cars <= 24 t	0	546 400	0	1 052 055
8706002920	Chasis fitted with engines for vehicles < 10 person, for cars > 24	19 380	19 380	579 111	579 111
8706004020	Chasis fitted with engines for vehicle transport of goods, g.v.w > 2	34 518	44 403	85 225	111 757
8706005000	Chasis fitted with engines for special purposes motor vehicles	0	95	0	825
8707101000	Bodies for the vehicles transport of persons; go-karts; golf cars; golf	1 280	2 232	3 980	7 015
8707109000	Other bodies for the vehicle transport of persons	274 717	2 557 277	1 989 963	17 747 219
8707901010	Bodies for road tractors semi-trailers or track-laying tractors	3 418	8 707	4 015	17 933
8707901020	Bodies for other tractor	127	47 499	969	102 546
8707902920	Bodies for vehicles transport; < 10 persons, for cars > 24 t	0	6 200	0	16 155
8707903000	Bodies for special purpose motor vehicles	26 000	52 010	744 890	1 478 946
8707909010	Bodies for dumpers off highway use, not ckd, g.v.w > 45 t	80 640	539 552	1 181 360	7 096 304
8707909020	Other Bodies for the vehicles of g.v.w .<= 24 t	2 461	12 941	1 608	8 704
8707909030	Other Bodies for the vehicles of g.v.w .> 24 t	12 081	179 804	52 926	936 374
8708101000	Bumper and parts for tractors	7 192	46 144	335 771	419 034
8708109000	Bumper and parts for other tractors	2 371 452	4 884 464	3 118 847	27 029 517
8708210000	Safety seat belt for parts and accessories	133 775	1 278 893	1 589 691	13 585 690
8708291100	Component of door trim assembly for tractors	1 862	18 164	51 257	415 222
8708291200	Component of door trim assembly for transport of persons	150 229	1 283 951	2 367 954	19 685 919
8708291400	Component of door trim assembly for transport >= 10 persons or tansj	12 997	897 326	287 000	3 459 349
8708291900	Component of door trim assembly for special purpose motor vehic	127 584	812 430	1 534 927	10 657 558
8708292000	Parts of safety seat belts	159 514	1 472 384	1 589 130	13 833 670
8708299200	Oth parts, access for vehicles of tractors	1 217	8 181	13 130	104 173
8708299300	Interior trim fitting; mudguards for transport of persons	512 756	6 742 737	5 329 170	63 154 882
8708299400	Hood rods for vehicle transport of persons	371	1 927	4 034	27 869
8708299500	Oth parts and accessories for transport of person	725 556	6 180 018	7 790 647	69 322 040
8708299600	Interior trim fitting; mudguards for transport >= 10 persons or tanspor	18 411	202 853	281 920	3 235 134
8708299700	Hood rods for transport >= 10 persons or transport of goods	0	1	0	6
8708299800	Oth parts, access for transport >= 10 persons or transport of goods	88 375	746 772	705 906	5 046 387
8708299900	Other parts and access, Of motor vehicles of heading 8701-8705	625 242	6 481 921	6 550 176	70 905 688
8708301000	Brakes, servo-brakes; parts thereof for tractors	24 102	260 777	292 104	2 983 426
8708302100	Brake drums, brake disc or brake pipes for transport of persons	34 535	337 747	623 517	6 503 051
8708302900	Oth brake drums, brake disc or brake pipes for transport of person:	296 728	2 038 261	5 131 020	35 409 255
8708303000	Brake drums, brake disc or brake pipes of >= 10 persons/ transport	16 541	160 636	274 962	2 696 480
8708309000	Oth brakes, servo-brakes; parts thereof for transport of persons	591 034	3 901 368	6 341 941	47 490 534
8708401100	Gear boxes, unassembled for transport of persons	53 324	724 905	619 082	7 575 816
8708401300	Gear boxes, unassembled for special purpose vehicles or transport	906	6 984	7 625	173 008
8708401400	Gear boxes, unassembled for vehicle tractors	0	261	0	3 068
8708401900	Gear boxes, unassembled for transport vehicles , >= 10 person	488 378	3 686 110	7 203 995	57 039 751
8708402500	Gear boxes, assembled for tractors	5 384	13 132	40 718	110 211
8708402600	Gear boxes, assembled for transport of persons	985 924	7 617 276	19 950 358	158 223 668
8708402710	Gear boxes, assembled; dumpers not ckd >= 1.2 t for goods/specia	0	45 151	0	664 931
8708402790	Gear boxes, assembled; dumpers not ckd < 1.2 t for goods/special	1 908	210 568	71 257	10 370 013
8708402900	Gear boxes, assembled for transport vehicles , >= 10 person	100 395	652 222	1 815 116	9 941 078
8708409100	Parts of gear boxes and parts thereof for tractors	720	17 678	8 937	246 336
8708409200	Parts of gear boxes and parts thereof for transport of persons	14 034	122 903	233 848	1 940 606
8708409900	Oth parts of gear boxes for vehicles of heading 8701-8705	218 371	1 254 379	3 860 170	19 487 926
8708501100	Drive-axles with differential, unassembled for transport of persons	1 017 102	9 046 287	7 711 695	67 805 301
8708501300	Drive-axles with differential, unassembled for goods/special purp	2 108	110 549	63 267	1 234 274
8708501500	Drive-axles with differential, unassembled for tractors	126	18 472	2 897	69 646
8708501900	Drive-axles with differential, unassembled for transport , >= 10 person	103 816	704 826	270 060	2 670 314
8708502500	Drive-axles with differential, assembled for tractors	65 362	352 200	1 115 096	6 837 930
8708502600	Drive-axles with differential, assembled for transport of persons	620 071	5 925 343	6 142 141	57 719 975
8708502710	Drive-axles for damper, not ckd dmtr >= 120 mm for goods/special	118 751	2 387 994	3 395 468	36 715 589
8708502790	Drive-axles for damper, not ckd dmtr < 120 mm for goods/special p	9 924	135 175	172 322	2 680 665
8708502900	Drive-axles with differential, assembled for transport of persons	113 045	1 714 726	560 119	6 357 081
8708509100	Parts crown wheels & pinion of drive axles with diff. for tractors	737	87 991	13 321	234 977

**I.3. IMPOR MENURUT KOMODITI / IMPORT BY HS COMMODITY**  
**\*\*\* AGUSTUS/AUGUST 2012 \*\*\***

HS	Uraian Komoditi Commodity Description	Berat Bersih / Net Weight (Kg)		Nilai / Value C.I.F (US\$)	
		Bulan ini Current Month	Kumulatif Cum.Jan. to date	Bulan ini Current Month	Kumulatif Cum.Jan. to date
8708509200	Oth parts crown wheels&pinion of driveaxl with diff for tractors	798	3 188	28 938	87 859
8708509300	Parts of drive-axles with differential,for transport of person	20 805	172 023	349 435	2 433 332
8708509900	Oth parts of drive-axles withdifferential, for vehicles 8701-8705	158 662	1 404 237	1 884 348	13 112 447
8708701500	Road wheels of hub-caps for tractors	335	44 544	11 517	255 003
8708701600	Road wheels of hub-caps for transportof person	141 550	1 603 706	735 596	5 740 262
8708701700	Road wheels of hub-caps for vehicles>= 10 persons or tansport of	106 251	429 023	210 777	1 328 336
8708701900	Road wheels of hub-caps forspecial purpose motor vehicles	261 840	3 418 358	742 912	8 753 385
8708702100	Road wheels of wheels fitted with tyresfor tractors	0	21	0	840
8708702200	Road wheels of wheels fitted with tyresfor transport of person	44	24 870	255	209 893
8708702900	Road wheels of wheels fitted with tyresfor transp person;goods;sp	6 414	200 088	74 262	970 994
8708703100	Road wheels of wheels not fitted withtyres for tractors	12 243	13 851	10 996	24 892
8708703200	Road wheels of wheels not fitted withtyres for transport of person	106 629	961 645	559 012	4 188 793
8708703910	Road wheels of wheels not fitted withtyres of damper,not ckd dmi	25 536	537 582	128 267	2 213 864
8708703990	Road wheels of wheels not fitted withtyres of damper,not ckd dmi	55 258	1 176 270	97 469	1 481 949
8708709500	Other road wheel and parts for tractors	218	26 703	7 388	151 511
8708709600	Other road wheel and parts for vehicles>= 10 persons or tansport	948	1 037 426	24 674	1 324 963
8708709700	Other road wheel and parts for vehiclestransport of person	48 503	646 751	659 652	6 381 445
8708709900	Other road wheel and parts forspecial purpose motor vehicles	305 346	4 207 237	685 594	6 747 558
8708801500	Suspension systems for tractors	2 920	18 706	35 590	227 955
8708801600	Suspension systems forfor transport of person	70 674	778 677	758 415	8 330 352
8708801700	Suspension systems for damper off higwayuse or special purpose	25 788	435 809	201 791	2 404 498
8708801900	Suspension systems for transport ,>=10 person	56 617	975 200	295 250	4 322 956
8708809100	Parts suspension systems fortractors	340	6 365	9 783	139 224
8708809200	Parts suspension systems fortransport of persons	133 947	1 259 787	1 481 331	13 480 589
8708809900	Parts suspension systems for transportof person or special purpos	167 896	1 451 845	2 173 545	16 503 230
8708911500	Radiators for tractors	735	11 916	25 736	239 131
8708911600	Radiators for transport of person	33 597	385 971	388 342	3 570 324
8708911700	Radiators for vehicles>= 10 persons or tansport of goods	64 711	886 130	669 170	8 470 129
8708911900	Radiators for special pupose vehicles	14 821	289 313	250 658	4 428 902
8708919100	Parts of radiators for tractors	2 181	15 118	73 042	291 858
8708919200	Parts of radiators for transportof person	20 627	195 587	366 750	3 248 845
8708919900	Parts of radiators for vehicles ofperson;goods;special purpose	93 327	1 667 204	1 535 658	14 738 146
8708921000	Silencers (mufflers),exhaust pipe;parts for vehicles tractors	438	1 843	23 984	63 885
8708922000	Silencers (mufflers),exhaust pipe;parts for transport of persons	164 486	1 433 575	2 255 964	17 111 603
8708924000	Silencers (mufflers),exhaust pipe;partsfor vhcls>= 10 persons/tans	42 952	420 364	567 105	5 074 881
8708929000	Silencers (mufflers),exhaust pipe;partsfor special purpose motor v	32 643	286 932	343 100	2 903 061
8708935000	Clutches and parts thereof for vehiclestractors	304	5 042	3 523	60 903
8708936000	Clutches and parts thereof for vehiclestransport of persons	454 513	3 108 344	6 734 027	45 801 819
8708937000	Clutches and parts thereof for vehiclestransport of goods/special p	37 247	190 804	580 574	3 184 715
8708939000	Clutches and parts thereof for vehicles transport ,>=10 person	219 446	2 719 375	1 859 159	15 624 945
8708941000	Steering wheels with airbag assemblies	5 884	95 927	67 729	1 039 110
8708949400	Oth steering wheels with airbagassemblies for tractors	3 780	15 211	56 081	275 436
8708949500	Oth steering wheels with airbagassemblies for tranport of person	717 261	7 993 788	8 152 375	84 612 959
8708949900	Oth steering wheels with airbag assembliof vhcls persons;goods;sp	290 446	2 840 256	5 075 347	41 866 370
8708951000	Safety airbags with inflater systemfor vehicles	80 185	665 201	1 259 632	9 197 469
8708959000	Parts safety airbags with inflaterssystem	24 636	208 164	937 602	7 667 068
8708991000	Other parts & acces. for other vehiclesof tractors	32 098	283 121	561 113	3 914 596
8708992100	Fuel tanks for vehicles transportpersons or goods	232 256	2 849 462	3 082 464	38 601 777
8708992300	Parts of fuel tanks for vehiclestransport of persons or goods	48 468	305 861	864 944	4 663 894
8708993000	Accelerator,brake or clutch padals forvehicles transport of persons;	42 706	290 384	758 623	5 176 493
8708994000	Battery carriers or trays & brackets forvehicles transport of persor	605	6 763	11 179	103 316
8708995000	Radiator shrouds for vehiclestransport of persons or goods	25	5 494	1 250	12 586
8708996100	Chasis frames for vehiclesfor transport ,>=10 person	39 868	250 327	425 601	2 491 690
8708996200	Chasis frames for vehiclestransport of persons	1 055 665	12 300 492	10 503 236	111 995 677
8708996310	Chasis frames for vehicles <= 24 ttransport of goods	91 240	206 486	192 246	492 833
8708996320	Chasis frames for vehicles > 24 ttransport of goods	3 551	9 399	41 714	93 468
8708997000	Other chasis frames or parts	2 186 706	30 153 241	26 745 508	318 990 236
8708999000	Other parts,acces for other vehicles ofheading 8701- 8705	2 802 118	27 018 825	23 526 940	204 986 763
8709110000	Electrical vehicles, works trucks,self-propelled,not fiited with liftin	27 286	196 827	149 248	1 145 983
8709190000	Non electrical vehicles,works truckssself-propelled,not fiited with li	127 006	334 670	2 616 280	3 578 433
8709900000	Parts of work trucks,self-propelled,notfitted with lift/handl equip,	11 544	130 379	32 865	668 302
8710000000	Tanks, other armoured fighting vehicles,motorised, with weapons,	44 646	281 686	5 262 793	13 181 295
8711101200	Moped and motorised bicycles,recipoint combust piston engine <	0	21 489	0	66 635
8711101300	Other motorcycle and scooters, recipoint combust piston engine <	0	13 649	0	83 558
8711101900	Other motorcycles, reciprocating inter.combust. piston engine < 5l	423	588	15 283	16 609
8711109900	Other motorcycles, reciprocating inter.combust. piston engine < 5l	30 600	83 434	24 120	89 551
8711201010	Motocross motorcycles, with recipoint combust pist engine, 50-2	16 390	127 598	33 730	282 135
8711201090	Motocross motorcycles, with recipro intcombust pist engine, 50-2	18 188	268 841	38 450	4 287 314
8711202000	Moped and motorised bicycles with recipint combust pist engine,!	894	462 538	15 298	4 682 351
8711203100	Motorcycles of cylinder capacity150-200 cc, ckd	0	72 525	0	139 866
8711203200	Motorcycles of cylinder capacity200-250 cc, ckd	0	4 000	0	129 110

**I.3. IMPOR MENURUT KOMODITI / IMPORT BY HS COMMODITY**  
**\*\*\* AGUSTUS/AUGUST 2012 \*\*\***

HS	Uraian Komoditi Commodity Description	Berat Bersih / Net Weight (Kg)		Nilai / Value C.I.F (US\$)	
		Bulan ini Current Month	Kumulatif Cum.Jan. to date	Bulan ini Current Month	Kumulatif Cum.Jan. to date
8711203900	Motorcycles of cylinder capacity> 250 cc, ckd	4 175	87 515	54 360	1 061 509
8711204500	Motorcycles of cylinder capacity<= 200 cc, not ckd	0	497 294	0	1 154 855
8711204900	Motorcycles of cylinder capacity> 200 cc, not ckd	0	9 017	0	176 648
8711205100	Motorcycles (not side-cars)incl.Scootersof cylinder capacity 150-200 cc, not ckd	76 224	399 137	917 340	3 509 461
8711205200	Motorcycles (not side-cars)incl.Scootersof cylinder capacity 200-250 cc, not ckd	387 952	2 891 793	4 894 871	43 825 393
8711205900	Motorcycles (not side-cars)incl.Scootersof cylinder capacity > 250 cc, not ckd	152 875	2 362 333	2 256 437	32 063 854
8711209000	Other motorcycles (not side-cars)include Scooters	0	66 697	0	126 668
8711301090	Motocross motorcycles with recipro intcombust piston engine 250-500 cc, not ckd	0	475	0	19 171
8711303000	Oth motocross motorcycles with recipoint combustion piston engine 250-500 cc, not ckd	0	248	0	3 375
8711309000	Oth motocross motorcycles with recipoint combustion piston engine 500-1000 cc, not ckd	0	1 295	0	10 857
8711401090	Motocross motorcycles, with recipro intcombust pist engine, 500-1000 cc, not ckd	259	11 963	6 009	266 788
8711409000	Other motorcycles, with recipro intcombust piston engine,500-800 cc, not ckd	55 746	587 198	1 064 723	10 598 050
8711502000	Other motorcycles, recipro int combustpiston engine, > 800 cc, ckd	5 299	85 909	86 401	1 191 775
8711509000	Other motorcycles, recipro int combustpiston engine, > 800 cc, not ckd	8 679	72 511	251 175	3 229 465
8711905100	Electrical powered motorcycles, ckd	60 287	246 668	94 275	476 733
8711905400	Other motorcycles of cylinder capacity> 500 cc, ckd	0	438	0	32 684
8711909100	Electrical powered motorcycles, not ckd	47	6 392	688	6 392
8711909900	Other electrical powered motorcycles not ckd	1 330	12 903	17 000	273 901
8712001000	Racing bicycles	1 965	135 901	21 782	520 665
8712002000	Bicycles designed to be riddenby children	2 642 295	21 035 693	2 055 406	15 850 445
8712003000	Other bicycles	1 383 106	9 305 443	897 086	10 136 467
8712009000	Other cycles	0	8 475	0	36 294
8713100000	Carriages for disabled persons,not mechanically propelled	7 366	310 104	29 190	938 215
8713900000	Carriages for disabled persons,mechanically propelled	54 173	589 898	155 067	1 587 162
8714101000	Saddles of motorcycles (incl. mopeds)	20 612	118 719	25 682	239 179
8714102000	Spokes/nipples of motorcycles(including mopeds)	33 412	423 908	61 012	619 505
8714109010	Frame and forks(incl. Telescopic fork,rear suspension and parts thereof)	133 387	2 563 890	698 648	17 275 768
8714109020	Gearing,gearbox,clutch and othertransmission equip. and part thereof	145 173	2 264 284	959 325	19 878 193
8714109030	Wheel rims	330 074	8 747 972	2 371 329	53 205 477
8714109040	Brakes and parts thereof	28 715	784 153	149 496	3 606 514
8714109050	Silencers (mufflers) and parts thereoffor vehicles of heading 8711-8714	17 958	92 971	137 460	1 040 513
8714109090	Other parts and accessories of vehiclesof heading 8711- 8714	4 841 781	43 960 135	13 326 821	148 236 979
8714201100	Castors of a dmm (incl. tyres) 75-100 mmthat the wheel width > 30 mm	0	114	0	1 008
8714201200	Castors of a dmm(incl. tyres) 100-250 mmthat the wheel width > 30 mm	120	120	1 935	1 935
8714201900	Castors of a dmm(incl. tyres) > 250 mmthat the wheel width > 30 mm	869	32 562	54 898	577 826
8714209000	Other parts of carriages fordisabled persons	6 186	86 045	16 281	162 013
8714911000	Frame and forks for bicycles designetto be ridden by children	265 616	2 553 130	174 651	2 565 263
8714919100	Parts for forks	10 234	188 005	6 581	185 183
8714919900	Other parts for forks	112 760	2 199 305	1 575 509	18 499 409
8714921000	Wheel rims and spokes for bicyclesdesignet to be ridden by children	6 678	421 204	7 875	767 518
8714929000	Other wheel rims and spokes	179 090	2 002 996	552 020	6 872 598
8714931000	Hubs,(exlc coaster brake hub, hub brakefree/sprocket-wheel),bicycles	4 119	274 171	13 619	489 262
8714939000	Oth hubs, (exlc coaster braking hub,hub brake, free/sprocket-wheel)	179 138	1 604 230	548 551	7 403 139
8714941000	Brakes,(incl coast brake hub,hub brake)for bicycles to be ridden by children	27 430	600 091	23 050	1 535 749
8714949000	Oth brakes, (incl coaster braking hubs,hub brakes)	197 920	2 446 863	1 052 589	13 470 924
8714951000	Saddles for bicycles designetto be ridden by children	42 779	438 495	27 177	534 268
8714959000	Other saddles	145 518	1 179 555	249 001	2 792 656
8714961000	Pedals and crank-gear,& parts thrf forbicycles to be ridden by children	138 224	978 975	144 783	1 118 561
8714969000	Other pedals and crank-gear,and parts thereof	197 679	2 297 183	668 662	8 098 541
8714991100	Handle, bars, pillars or parts & access.of bicycle to be ridden by children	133 145	1 444 140	129 494	1 410 425
8714991200	Chain wheels and cranks for bicyclesdesignet to be ridden by children	65 620	482 695	57 867	422 784
8714999100	Oth handle, bars, pillars or parts andaccessories	3 613 156	29 720 101	14 512 496	83 347 885
8714999200	Other chain wheels and cranks	182 466	8 679 478	803 301	61 114 417
8715000000	Baby carriages and parts thereof	84 954	1 855 536	196 580	4 657 537
8716200000	Self-loading/self-unloading trailers &semi-trailers for agricultural purposes	0	4 229	0	23 358
8716310000	Tanker trailers,tanker semi-trailersfor the transport of goods	57	139 821	1 792	1 006 212
8716394000	Agricultural trailers and semi-trailers	0	18 487	0	137 060
8716399100	Oth agricul. trailers and semi-trailerscarrying capacity > 200 t	447 780	873 874	1 282 395	3 498 634
8716399900	Oth agricul. trailers and semi-trailerscarrying capacity < 200 t	61 526	434 517	425 393	1 034 366
8716400000	Other trailers and semi-trailers	38 857	1 540 000	126 437	7 864 628
8716801000	Cart,wagon,sack truck,hand trolleys &similar hand-propelled vehicles	14 113	436 152	106 289	2 028 061
8716802000	Wheelbarrows	75 150	1 066 020	100 787	791 198
8716809000	Oth vehicles not mechanically propelled	77 052	665 383	224 759	2 257 852
8716901300	Parts for trailer and semi-trailers forgoods of agricultural puposes	258	344 492	2 117	853 399
8716901900	Other parts for trailer andsemi-trailer	869 377	13 818 542	2 319 878	21 962 929
8716909200	Castors of a dmm(incl. tyres) 100-250mmthat the wheel width > 30 mm	43 771	344 998	148 928	1 453 540
8716909300	Other parts for other vehicles	95 078	518 554	187 064	811 553
8716909400	Spokes and nipples	0	652	0	7 829
8716909500	Castors for goods of sbhd 8716.80.90 dmmincl tyres 100-250mm v	8	80	20	502
8716909600	Other castor	209	18 350	353	201 205
8716909900	Oth trailer and semi-trailers,oth vhclsnot mechanically propelled	317 882	3 928 171	582 740	8 162 281

**I.3. IMPOR MENURUT KOMODITI / IMPORT BY HS COMMODITY**  
**\*\*\* AGUSTUS/AUGUST 2012 \*\*\***

HS	Uraian Komoditi Commodity Description	Berat Bersih / Net Weight (Kg)		Nilai / Value C.I.F (US\$)	
		Bulan ini Current Month	Kumulatif Cum.Jan. to date	Bulan ini Current Month	Kumulatif Cum.Jan. to date
8801000000	Balloon,dirigibles,glider, hang glidersand other non-powered aircr:	0	2 636	0	4 033
8802110000	Helicopters of an unladenweight <= 2,000 kg	0	9 387	0	22 365 211
8802120000	Helicopters of an unladenweight > 2,000 kg	0	28 778	0	67 676 904
8802201000	Aeroplane of an unladenweight <= 2,000 kg	17 644	72 850	61 453 840	71 108 794
8802209000	Aeroplane of an unladenweight > 2,000 kg	0	2 008	0	226 778
8802301000	Aeroplane of an unladenweight >2,000 kg and <= 15,000 kg	0	95 836	0	75 942 727
8802401000	Aeroplanes of an unladenweight > 15,000 kg	418 929	3 105 054	305 604 489	2 394 500 394
8802409000	Other aircraft of an unladenweight > 15,000 kg	0	24 311	0	19 168 749
8803100000	Propellers, rotors, parts thereofheading 8801 or 8802	1 113	59 344	21 111	1 730 371
8803200000	Under-carriages, parts thereofheading 8801 or 8802	8 591	31 268	1 431 023	5 571 837
8803300000	Other parts of aeroplanes/helicoptersheading 8801 or 8802	49 897	529 820	27 499 464	285 968 367
8803901000	Parts of telecommunication satellites	0	79	0	59 000
8803902000	Parts of balloons, gliders/kites	0	116	0	1 065
8803909000	Other parts of goods of ballon,dirigibles and other aircraft	201 923	270 893	1 179 640	2 944 073
8804001000	Parachutes (incl dirigible parachutes,paragliders)&rotouchutes,part	0	48	0	1 195
8804009000	Oth parachutes (incl dirigible parachut,paragliders)&rotouchutes,pa	2 198	9 685	1 176 575	3 334 605
8805100000	Aircraft launching gear, part thereof,deck arrestor/similar gear,par	1 019	6 263	24 427	116 787
8805210000	Air combat simulators and parts thereof	0	14 188	0	8 413 459
8805291000	Ground flying trainers	2	30 371	1 500	12 561 339
8805299000	Parts of ground flying trainers	253	16 547	2 884	2 652 027
8901102000	Cruise ships,excursion boats,ferry-boatsof gross tonnage>26 but<=	16 869 000	20 755 046	39 102	31 721 142
8901106000	Cruise ships,excursion boats,ferry-boats of gross tonnage>500 but	0	14 506 000	0	19 197 326
8901108000	Cruise ships,excursion boats,ferry-boats of gross tonnage>4000bu	0	2 830 000	0	1 170 000
8901205000	Tankers of gross tonnage <= 5000 ton	3 588 000	16 122 000	21 350 000	34 353 356
8901207000	Tankers of gross tonnage> 5000 ton but <= 50000 ton	0	5 019 000	0	2 074 771
8901208000	Tankers of gross tonnage > 50000 ton	0	157 912 000	0	32 333 120
8901901100	Other vessels,for transp. not motorisedof gross tonnage <= 26 ton	0	2 330 073	0	3 564 370
8901901200	Other vessels,for transp. not motorisedof gross tonnage > 26 but <	0	295 988	0	501 812
8901901400	Other vessels,for transp. not motorisedof gross tonnage > 500 ton	32 585 250	196 994 363	39 705 229	172 860 235
8901903100	Other vessels,for transp. motorisedof gross tonnage <= 26 ton	4 000	10 596	6 765	411 765
8901903200	Other vessels for transport, motorisedof gross tonnage > 26 but <=	5 838 000	48 026 910	6 563 232	74 070 344
8901903300	Other vessels,for transp. motorisedof gross tonnage > 500 but <=	193 000	4 653 000	170 000	42 692 923
8901903400	Other vessels,for transp. motorisedof gross tonnage >1000 but <=	6 073 000	36 420 351	2 207 633	175 326 618
8901903500	Other vessels,for transp. motorisedof gross tonnage >4000 but <=	6 733 000	14 404 000	2 067 021	11 121 046
8901903600	Other vessels,for transp. motorisedof gross tonnage >5000 but <=	48 008 000	167 033 816	51 084 764	164 557 854
8901903700	Other vessels,for transp. motorisedof gross tonnage > 50000 ton	0	10 648 000	0	7 725 104
8902002100	Fishing vessels of gross tonnage <= 26 ton	7 000	1 616 000	10 000	975 755
8902002200	Fishing vessels of gross tonnage > 26 but <= 40 ton	16 000	32 000	10 000	20 000
8902002300	Fishing vessels of gross tonnage > 40 but <= 250 ton	163 000	3 055 000	70 001	3 379 716
8902002500	Fishing vessels of gross tonnage > 1000 but <= 4000 ton	0	570 000	0	331 650
8902009600	Other fishing vessels of gross tonnage > 4000 ton	0	285 000	0	165 825
8903100000	Yachts&oth vessels for pleasure/sportsrowing boats&canoes, infla	0	10 426	0	80 340
8903910000	Sailboats, with/without auxiliary motor, not inflatable	0	814 530	0	4 174 937
8903920000	Motorboats, other than outboardmotor, not inflatable	9 831	60 270	238 082	737 519
8903990000	Other vessels for pleasure/sports:canoes, not inflatable	23 089	79 647	351 066	2 621 120
8904001000	Tugs and pusher craftof gross tonnage <= 26 ton	0	240 852	0	1 308 000
8904003100	Tugs and pusher craft, power <= 4000 hp of gross tonnage <= 26 t	246 000	9 031 456	5 754 129	39 747 760
8904003900	Tugs and pusher craft, power > 4000 hp of gross tonnage <= 26 to	4 891 110	9 379 979	10 238 126	41 756 727
8905100000	Dredgers	971 547	6 590 320	4 786 054	29 991 618
8905200000	Floating/submersible drilling/production platforms	24 630	10 779 530	119 962	27 269 501
8905909000	Oth vessels w/navigability of which issubsidiary to their main funci	2 529 985	44 852 917	5 833 804	171 156 447
8906100000	Warships	0	372	0	2 662
8906901000	Lifeboats oth than rowing boats,oth vessels of displacement <= 30	0	285 120	0	5 117 848
8906909000	Lifeboats oth than rowing boats,oth vessels of displacement > 300	2 664	31 697 601	6 230 965	83 953 949
8907100000	Floating structures, inflatable rafts	25 127	245 917	249 424	2 505 681
8907901000	Buoys	68 660	1 211 273	488 205	4 664 079
8907909000	Other floating structures	105 280	16 581 188	1 744 427	14 653 765
8908000000	Vessel and oth floating structuresfor breaking up	0	2 406	0	6 967
9001101000	Optical fibres ,optical fibre bundles&cables for telecom.&oth elect	15 446	131 009	1 622 571	13 138 712
9001109000	Optical fibres, optical fibre bundles&cables for other purpose	7 926	45 045	283 770	831 823
9001200000	Sheets and platesof polarising material	705	1 064	1 049	4 107
9001300000	Contact lenses	62 222	510 494	4 670 499	43 343 409
9001400000	Spectacle lenses of glass	98	15 344	13 943	38 867
9001500000	Spectacle lenses of other materials	11 981	61 078	112 597	2 828 279
9001901000	Lenses & optic elements for photograpor cinematographic camera	5 970	91 682	1 047 585	10 909 419
9001909000	Other elements of glass notoptically worked	12 613	88 499	1 560 119	12 391 099
9002111000	Objective lenses for cinematographicprojector	1 325	2 652	27 473	2 962 436
9002119000	Objective lenses for cameras andother projector	23 595	231 982	1 936 640	15 282 641
9002190000	Objective lenses for otherinstruments & apparatus	11 781	121 739	552 082	5 074 063
9002201000	Filters for cinematographic projectors	0	193	0	7 401
9002202000	Filters for cinematographic cameras,photographic cameras & oth p	0	155	0	12 134



**I.3. IMPOR MENURUT KOMODITI / IMPORT BY HS COMMODITY**  
**\*\*\* AGUSTUS/AUGUST 2012 \*\*\***

HS	Uraian Komoditi Commodity Description	Berat Bersih / Net Weight (Kg)		Nilai / Value C.I.F (US\$)	
		Bulan ini Current Month	Kumulatif Cum.Jan. to date	Bulan ini Current Month	Kumulatif Cum.Jan. to date
9002203000	Filters for telescopes/microscopes	2 912	5 077	6 616	82 315
9002209000	Filters for oth instruments&apparatus	30 954	182 511	96 493	964 253
9002902000	Lenses&prisms for cinematographicprojectors	0	26	0	1 476
9002903000	Lenses&prisms for cinematographic,photographic cameras & oth p	210	8 392	66 433	688 116
9002909000	Other Lenses & prisms	2 788	21 272	160 072	3 620 611
9003110000	Frames & mountings for spectacles,goggles of plastics	8 100	90 744	185 505	727 221
9003190000	Frames & mountings for spectacles,goggles of other materials	30 234	197 516	267 069	1 884 990
9003900000	Parts for spectacles,goggles	6 548	84 273	329 756	2 593 801
9004100000	Sunglasses	101 273	873 532	1 121 784	8 424 131
9004901000	Corrective spectacles	22 049	238 966	166 932	1 639 111
9004905000	Protective goggles	3 789	38 151	43 694	329 667
9004909000	Other spectacles & goggles	112 023	961 599	488 844	5 504 957
9005100000	Binoculars	1 839	15 821	15 677	132 774
9005801000	Astronomical instrumens, excludinginstruments for radio-astronon	0	8 450	0	46 407
9005809000	Monoculars & oth optical telescopes	5 638	38 290	39 314	920 659
9005901000	Part&acc (incl mountings) for astronomicinstruments excl for radi	0	210	0	2 639
9005909000	Parts&accessories (include mountings)for oth optical telescopes	0	8 169	0	354 064
9006101000	Laser photo plotters, cameras of a kind used for preparing print pl	0	32	0	351
9006109000	Oth laser photoplotter,cameras of a kind used for preparing print p	1	289	205	50 407
9006300000	Cameras specially design for under wateruse for aerial survey, mex	100	23 673	9 772	1 289 352
9006400000	Instant print cameras	2 362	9 481	330 873	1 012 572
9006510000	Oth cameras w/ a through-the lens viewfinder(slr),for roll film of v	36 294	236 073	325 635	3 254 365
9006520000	Oth cameras for roll film of width<35 mm	0	4 737	0	32 875
9006530000	Oth cameras for roll film of width=35mm	1 821	5 065	2 254	21 098
9006591000	Lasers photo plotters/imagesetters withraster image processor	2	260	3 933	46 927
9006599000	Lasers photo plotters/imagesetterswithout raster image processor	1 994	3 367	105 030	277 378
9006610000	Discharge lamp ("electronic") flashlightapparatus	12	19 469	3 455	69 216
9006690000	Photographic flashbulbs apparatus	1	2 577	277	66 973
9006911000	Parts & accessories for laser photoplotters of subheading 9006101	0	99	0	1 544
9006913000	Parts & accessories for instan printcamera,w/ slr,roll film a width<	0	10 041	0	44 647
9006919000	Other parts & accessories for cameras	8 520	71 427	43 706	551 328
9006991000	Parts & accessories for photographicflash-light apparatus	12	16 034	11 234	698 741
9006999000	Parts & accessories oth than forphotograp flash-light apparatus	463	17 999	152 471	304 797
9007100000	Cinematographic cameras	706	11 016	9 782	171 192
9007209000	Cinematographic projectors for film ofmore than 16 mm in width	11 769	67 955	2 956 387	11 068 623
9007910000	Parts and accessories forcinematographic cameras	3 985	54 453	81 219	732 808
9007920000	Parts and accessories forcinematographic projectors	1 031	30 540	77 227	4 526 987
9008501000	Projector,enlarge/reducer,microfilm/fiche/form whether/not capa	0	43 649	0	179 821
9008509000	Projector,enlarge/reducer,oth microfilm/fiche/form whether/not	18 451	445 754	50 622	1 124 392
9008902000	Part&accessories for image projectorof fotographic, enlarge & red	0	6	0	998
9008909000	Part&accessories for image projectoroth of fotographic, enlarge &	20	4 112	5 388	225 123
9010100000	App & equipment for automaticallydevelope/expose photographic	9 614	56 343	112 687	2 912 825
9010501000	App for the projec/draw of circ patternon sensitized substrates,m	0	4 026	0	346 835
9010509000	Oth app&equip for photograph laboratorie(inc cinematographic); i	0	20 055	0	676 808
9010601000	Projection screens of 300 inches or more	77 866	870 896	264 738	2 630 917
9010609000	Projection screens of 300 inches or less	187	218 615	877	629 315
9010901000	Parts&accessores of apparatus&equipmentsfor automatically dev	130	3 126	4 600	33 285
9010903000	Parts&acc of app for the projection/drawing of circuit patterns of p	0	958	0	21 316
9010909000	Parts&accessoris of other apparatus&equipment for photographic	5	71 967	1 574	544 583
9011100000	Stereoscopic microscopes	1 130	13 323	221 281	2 023 194
9011200000	Oth microscopes for photomicrography, cinemotomicrography or	1 890	71 959	77 704	864 067
9011800000	Other optical microscopes	8 075	47 706	167 796	2 424 773
9011900000	Parts and accessories of compoundoptical microscopes	10	606	1 191	24 882
9012100000	Microscopes oth than optical microscope diffraction apparatus	1 422	14 911	54 162	1 284 749
9012900000	Parts and accessories for microscopeoth than optical microscope	0	687	0	135 847
9013100000	Telescopic sights for fitting to armsperiscopes,telescopes to part o	441	4 007	473 452	1 425 350
9013200000	Lasers, other than laser diodes	3 282	29 645	32 456	792 196
9013801000	Optical error verifications&repairapp for pcb/pwb&pca	15 232	84 102	629 272	2 235 887
9013802000	Liquid crystal devices	56 337	565 790	2 830 995	25 556 697
9013809000	Other devices, appliances&instrumentsof other optical appliances	10 210	93 803	714 363	8 984 045
9013901000	Parts & accessories of lasers oth thanlaser diodes (sub head 90132	864	7 154	7 832	67 577
9013906000	Parts & accessories of goods of opticalerror repair apparatus for p	0	2	0	273
9013909000	Parts & accessories of oth than goods oflasers,liquid crystal,oth de	1 292	9 101	189 878	491 038
9014100000	Direction finding compasses	5 801	62 038	14 349	594 854
9014200000	Instrum&appl for aeronautical/spacenavigation (other than comp	160	3 870	367 962	2 780 124
9014801000	Oth navigation instrum&appl of used onship work with an automa	0	8 516	0	222 075
9014809000	Oth navigation instrum&appl of oth used on ships	10 356	256 484	1 169 658	26 389 443
9014901000	Parts&acc of navigation instrum&app of on ships,with automatic d	145	3 989	17 918	104 719
9014909000	Parts & accessories of other navigationinstruments & appliances	89 207	362 762	373 972	1 658 958
9015101000	Rangefinders of used in photography or cinematography	0	1 327	0	50 984
9015109000	Rangefinders other than of used inphotography or cinematograph	7 357	37 365	147 760	523 646

**I.3. IMPOR MENURUT KOMODITI / IMPORT BY HS COMMODITY**  
**\*\*\* AGUSTUS/AUGUST 2012 \*\*\***

HS	Uraian Komoditi Commodity Description	Berat Bersih / Net Weight (Kg)		Nilai / Value C.I.F (US\$)	
		Bulan ini Current Month	Kumulatif Cum.Jan. to date	Bulan ini Current Month	Kumulatif Cum.Jan. to date
9015200000	Theodolites & tachymeters (tacheometers)	1 028	26 019	165 863	1 896 471
9015300000	Levels [measuring higher of ground]	2 379	55 572	44 260	520 814
9015400000	Photogrammetrical surveying instruments and appliances	1 009	57 265	3 968	1 216 388
9015801000	Radio sonde and radio wind apparatus	2	13 314	122	198 510
9015809000	Other instruments & appliances oth than Radio sonde and radio win	24 204	760 978	2 066 725	28 254 541
9015900000	Parts & accessories of surveying instruments & appliances	34 676	568 007	5 170 840	37 368 310
9016000000	Balances of a sensitivity of 5 cg or better, w/without their weights	26 565	248 537	283 364	2 168 147
9017101000	Plotters, drafting tables and machines, whether not automatic	1 040	7 104	2 500	102 425
9017109000	Drafting tables and machines, whether not automatic other than p	23 177	81 482	438 910	1 290 831
9017201000	Rulers, drawing, marking out, or mathematical calculating instrumen	14 027	251 124	21 764	457 978
9017203000	App for the project/draw of circ pattern on sens'zed subs's for mfc	107	1 700	4 309	76 190
9017204000	Photo plotters for the manufacture of pcb/pwb	2 924	2 924	11 499	11 499
9017205000	Oth Plotter, drawing, marking out, or mathematical calculating instr	0	45	0	11 040
9017209000	Other drawing, marking out, or mathematical calculating instruments	19 924	372 585	47 336	1 091 539
9017300000	Micrometers, callipers and gauges	28 224	342 062	954 258	9 657 590
9017800000	Oth instruments for measuring length for use in hand, rods and tap	205 608	1 696 691	722 152	6 371 577
9017902000	Parts & acc of app for the project/draw of circ pattern, sens substrat	0	222	0	5 456
9017903000	Parts & acc of photoplotters for the manufac of pcb/pwb	0	70	0	10 761
9017904000	Parts & accessories, incl printed circuits assemblies of other plotters	533	1 073	8 020	151 512
9017909000	Parts & accessories of oth instruments for measuring length for use	2 407	38 786	60 974	1 238 226
9018110000	Electro-cardiographs, used in medical	4 226	25 680	143 828	1 404 164
9018120000	Ultrasonic scanning apparatus, used in medical	1 570	28 735	484 965	5 357 515
9018130000	Magnetic resonance imaging apparatus used in medical	9 379	127 392	664 202	4 761 650
9018140000	Scintigraphic apparatus used in medical	46	942	15 510	250 388
9018190000	Other electro-diagnostic apparatus used in medical	11 866	269 126	543 937	16 693 228
9018200000	Ultra-violet/infra-red ray apparatus used in medical	144	9 555	43 328	508 821
9018311000	Disposable syringes, with or without needles	53 610	717 223	468 466	5 596 174
9018319000	Syringes, with/without needles other than disposable syringes	14 756	366 561	306 172	5 117 042
9018320000	Tubular metal needles and needles for sutures	13 722	244 904	261 656	3 436 010
9018391000	Catheters	51 279	561 740	603 960	6 206 425
9018399000	Cannulae and the like	32 858	818 036	503 726	13 319 345
9018410000	Dental drill eng, whether/not combined on a single base with oth di	0	3 253	0	67 658
9018490000	Oth instruments and appliances, used in dental sciences	2 979	23 949	32 207	167 089
9018500000	Oth ophthalmic instruments & appliances	2 052	43 931	614 082	4 267 205
9018902000	Intravenous administration set	79 198	415 957	923 046	5 677 536
9018903000	Electronic instruments and appliances, used in medical	372 163	2 345 991	1 166 367	12 719 717
9018909000	Other instruments and appliances, used in medical	150 688	3 813 227	4 377 242	41 305 342
9019101000	Electronic, mechano-therapy appliances massage, psycho aptitude-t	4 816	112 191	138 777	1 387 361
9019109000	Mechano-therapy appliance massage, psycho aptitude-test appara	57 847	245 832	443 106	2 397 737
9019200000	Ozone therapy, oxygen therapy, aerosol therapy, artificial respirator	19 434	172 975	1 102 186	7 878 641
9020000000	Breath appl, gas masks, excl protec maskshave neither mech part, r	11 395	110 872	309 378	3 045 582
9021100000	Orthopaedic or fracture appliances	3 007	131 294	19 866	1 396 896
9021210000	Artificial teeth, orthopaedic appliances	0	221	0	5 730
9021310000	Artificial joints, orthopaedic appliances	0	56	0	28 483
9021390000	Other artificial parts of the body	82	88	2 527	6 539
9021400000	Hearing aids, excluding parts and accessories	4	80	1 591	41 597
9021500000	Pacemakers for stimulating heart muscles, excluding parts & accesso	0	486	0	203 313
9021900000	Oth appl. which are worn/carried/implan in the body, to compensat	27 963	190 887	20 900 869	157 676 635
9022120000	Computed tomography apparatus	95	25 126	31 587	3 666 886
9022130000	X-ray app for dental uses	1 128	3 134	54 883	142 461
9022140000	X-ray app for medical, surgical or veterinary uses	27 959	235 797	1 333 339	15 612 480
9022191000	X-ray app for the physical inspection of solder joints on pcb/pwb as	27 538	77 389	498 957	3 117 958
9022199000	X-ray For radiografi or radiotherapy apparatus	3 797	15 046	263 093	2 319 106
9022210000	Alpha, beta, gamma radiations, for medical surgical, dental/veterinar	0	27 990	0	3 181 919
9022290000	Alpha, beta, gamma radiations, for radiography or radiotherapy app	0	134 530	0	4 724 573
9022300000	X-ray tubes	102	2 146	41 678	751 030
9022901000	Parts & acc of x-ray app for the physical inspection of solder joints o	0	5 987	0	2 035 425
9022909000	Part & acc oth of x-ray app for the phys inspection of solder joints	2 709	30 944	533 338	2 479 847
9023000000	Instruments app & model, for demonstrap purposes (in education/exh	39 675	422 170	2 884 866	18 666 325
9024101000	Machines & appliances for testing metals, electrically operated	30 128	177 502	936 671	5 899 978
9024102000	Machines & appliances for testing metals, not-electrically operated	2 337	23 529	23 504	1 277 389
9024801000	Oth mach & appliances for testing wood, textiles, paper, plastics, elec	8 335	157 806	539 495	10 251 816
9024802000	Oth mach & appliances for testing wood, textiles, paper, plastic, not	315	50 572	6 873	1 578 765
9024901000	Parts & acc for elect operated mach & app for test mechanical prop	3 454	23 921	332 332	1 526 926
9024902000	Parts & acc for non elect operated mach & app for test mechan prop	81	17 576	21 586	254 301
9025110000	Thermometers & pyrometers, liquid filled, for direct reading	4 829	66 019	44 656	479 097
9025191100	Thermometers & pyrometers, elect operated, temperature gauges fr	1 071	115 853	39 200	388 116
9025191900	Thermometers & pyrometers, elect operated, oth temperature gaug	8 709	308 796	335 764	4 126 520
9025192000	Thermometers & pyrometers notelectrically operated	6 115	20 269	58 515	478 892
9025802000	Oth instruments of oth than thermometers & pyrometers, electrica	4 249	98 889	188 062	1 671 912
9025803000	Oth instruments of oth than thermometers & pyrometers, not elec	37 402	110 051	61 029	1 379 110

**I.3. IMPOR MENURUT KOMODITI / IMPORT BY HS COMMODITY**  
**\*\*\* AGUSTUS/AUGUST 2012 \*\*\***

HS	Uraian Komoditi Commodity Description	Berat Bersih / Net Weight (Kg)		Nilai / Value C.I.F (US\$)	
		Bulan ini Current Month	Kumulatif Cum.Jan. to date	Bulan ini Current Month	Kumulatif Cum.Jan. to date
9025901000	Parts&aceses of hidrometer,termometer/similar instrument, electr	27 919	549 456	469 800	15 327 862
9025902000	Parts&aceses of hidrometer,termometer/similar instrument, non el	5 496	42 495	50 888	581 970
9026101000	Level gauges for motor vehicleselectrically operated	25 858	122 408	465 795	2 851 518
9026102000	Level gauges for motor vehiclesnot electrically operated	12 900	96 942	216 842	1 607 565
9026103000	Oth measuring/check the flow/level of liquid, electrically operated	31 763	350 066	2 144 219	18 821 316
9026109000	Oth measuring/check the flow/level of liquid,not electrically opera	23 671	451 372	922 966	10 199 131
9026201000	Presure gauges for motor vehicles,electrically operated	24 823	254 964	762 576	7 980 155
9026202000	Presure gauges for motor vehicles, not electrically operated	7 480	60 084	165 485	1 519 979
9026203000	Other measuring/checking pressureinstruments, electrically opera	26 711	403 628	684 107	13 387 524
9026204000	Other measuring/checking pressureinstruments,not electrically op	17 166	325 143	355 256	5 020 867
9026801000	Oth instruments/app for measuring/checkthe flow/level/press,ele	30 453	403 041	1 502 794	12 113 913
9026802000	Oth instruments/app for measuring/check,flow/level/press,not elk	27 560	317 454	687 333	5 940 765
9026901000	Part&acc for electric operate instrument&app,measure/check the	43 059	924 603	1 885 459	20 477 507
9026902000	Part&acc for non electric operate instru&app,measure/check the f	30 342	202 278	2 174 959	9 342 766
9027101000	Gas/smoke analysis apparatus, electrically operated	3 055	133 716	409 339	10 471 867
9027102000	Gas/smoke analysis apparatus, not electrically operated	9 051	85 936	318 514	2 815 873
9027201000	Chromatographs&elektrophoresisinstruments, electrically operate	154	13 643	13 570	1 277 938
9027202000	Chromatographs&elektrophoresisinstruments,not electrically opei	4	473	4 086	12 285
9027301000	Spectro/spectrophotometers&spectrograph use optic radiat,elect	4 986	22 327	771 981	4 160 503
9027302000	Spectro/spectrophotometers&spectrograph use optic radiat,not e	3 276	29 285	274 181	2 576 336
9027501000	Oth instrum&app using optic radiations(uv, visible, ir),electrically c	4 197	64 498	558 033	8 902 322
9027502000	Oth instrum&app using optic radiations(uv, visible, ir),not electric	352	2 186	204 286	434 422
9027801000	Oth instruments&app,exposure meters	3 749	27 597	270 858	3 266 773
9027803000	Oth instruments&app oth thanexposure meters,electrically operat	4 989	722 648	1 210 982	14 178 834
9027804000	Oth instruments&app oth thanexposure meters,not electric opera	8 426	15 128	520 890	2 312 478
9027901000	Parts&acc incl pca of head 9027,oth thanfor gas/smoke analysis ap	577	69 786	100 995	1 672 196
9027909100	Microtomes, electrically operated	610	35 319	83 315	1 499 774
9027909900	Microtomes,not electrically operated	5 635	57 360	548 892	4 810 397
9028101000	Gas meters of a kind mounted ingas containers	14 827	299 389	195 001	3 294 236
9028109000	Other gas meters	489	13 133	1 083	193 776
9028202000	Liquid meters, water meters	7	112 556	50	1 195 437
9028209000	Other liquid meters	1 316	31 556	87 495	982 161
9028301000	Electricity meters,kilowatt hour meters(kwh)	14 961	1 146 247	349 317	28 609 262
9028309000	Other Electricity meters	16 269	1 365 455	739 829	30 793 842
9028901000	Part&accessories,water meter housingsor bodies	77 563	981 758	458 794	7 837 912
9028909000	Part&accessories,oth water meterhousings or bodies	10 443	1 153 386	179 944	14 719 181
9029102000	Taximeters	2 548	14 388	9 809	70 312
9029109000	Mileometers, pedometers and the like	29 352	210 093	1 388 877	4 781 838
9029201000	Speedometer for motor vehicles	73 267	516 875	1 387 971	8 517 450
9029202000	Tachometers for motor vehicles	45 452	487 056	963 497	6 126 683
9029209000	Oth speed indicators&tachometers; stroboscopes	59 498	562 973	2 334 457	22 848 017
9029901000	Parts&acc of revolution counter&the likeor of stroboscopes of sub	8 955	64 877	165 764	1 426 875
9029902000	Parts and accessories of othergoods of speed indicators & tachom	102 852	1 350 631	2 627 644	40 125 017
9030100000	Instruments & apparatus for measuring/ detecting ionising radiati	2 256	30 748	310 451	6 366 489
9030200000	Oscilloscope and oscillographs	2 662	56 418	89 304	1 484 649
9030310000	Multimeters without a recording device	11 916	86 496	92 987	962 385
9030320000	Multimeters with a recording device	8 469	53 944	61 749	666 022
9030331000	Instruments and apparatus for measuring/check voltage without a	9 718	68 407	284 083	2 819 630
9030332000	Impedance-measuring instruments&apparatus designed to provid	15 368	56 851	139 561	853 554
9030333000	Ammeters and voltmeters for motorvehicles without a record dev	1 462	17 972	5 843	110 444
9030339000	Oth instruments&apparatus for measuring/check voltage without	9 496	243 323	266 370	3 975 899
9030390000	Oth Instruments&apparatus for measuring/check voltage with a re	11 321	150 470	487 248	5 326 109
9030400000	Other instruments and apparatus,designed for telecommunication	2 293	7 807	106 653	567 236
9030821000	Wafer probers for measuring/checksemiconductor wafers	1 345	7 344	29 233	193 249
9030829000	Oth instrum&app for measuring/check semiconductor wafer/devic	663	16 276	152 532	1 122 017
9030841000	Instruments & app with a recording formeasure/check elect quant	655	9 941	16 334	388 302
9030849000	Oth instrum&app with a record for measure,check electrical quantiti	1 247	38 323	237 006	1 112 721
9030891000	Instru&app,w/o recording device for goods other than subheading	382	4 327	56 885	725 809
9030899000	Oth instruments & apparatus,withoutrecording device	53 740	552 686	433 190	4 854 490
9030901000	Parts&accessories incl pca of goodsgoods of subhead 903040 & 90	660	14 619	150 391	1 440 515
9030903000	Parts&acc of optic instrum&appliance formeasuring/check pcb/pw	414	4 945	147 534	756 661
9030904000	Parts&acc of instrum&app for measure/check elect quantities on p	31	353	26 657	185 746
9030909000	Other parts&accessories ofgoods of head 9030	6 914	90 340	257 641	6 236 280
9031101000	Machines for balancing mechanical parts,electrically operated	44 839	400 109	1 274 836	11 801 477
9031102000	Machines for balancing mechanical parts,not electrically operated	3 310	32 532	34 995	279 102
9031201000	Test benches, electrically operated	26 286	323 573	760 457	9 550 839
9031202000	Test benches,not electrically operated	8 057	29 035	321 186	655 328
9031410000	Oth optic instrum&appl for inspect semiconduct wafer/device/phc	28	26 506	32 714	872 666
9031491000	Optic instrum&appl for measur surfaceparticulate contamination,s	246	6 155	119 331	366 448
9031492000	Optical error verification&repair appfor pca/pwb and pca	0	3 208	0	272 274
9031493000	Optical instrum&appl for measuring/checking pcb/pwb&pca	131	792	19 705	45 808

**I.3. IMPOR MENURUT KOMODITI / IMPORT BY HS COMMODITY**  
**\*\*\* AGUSTUS/AUGUST 2012 \*\*\***

HS	Uraian Komoditi Commodity Description	Berat Bersih / Net Weight (Kg)		Nilai / Value C.I.F (US\$)	
		Bulan ini Current Month	Kumulatif Cum.Jan. to date	Bulan ini Current Month	Kumulatif Cum.Jan. to date
9031499000	Other optical instruments and appliances for other purposes	7 833	133 400	702 911	6 114 068
9031801000	Cable tester	7 223	67 816	266 181	3 224 787
9031809000	Oth instruments, appliances and machines, other cable tester	207 679	2 057 041	7 982 776	82 718 125
9031901100	Parts&acc incl pca of optical instrum&appl, inspect semicon wafer,	989	52 652	25 811	3 110 675
9031901200	Parts&acc of optic error verific&repair apparatus for pcb/pwb&pca	55	5 078	136	39 558
9031901300	Parts&acc of oth optic instruments&appl, measuring/chek pcb/pwl	2 134	14 653	82 664	655 744
9031901900	Oth parts&acc oth than inspect wafer/repair/measure pcb,pwb,pv	23 723	119 953	1 148 327	5 884 154
9031902000	Oth part&acc for measure/chek instrument appliance&mach, not e	20 396	202 156	457 274	4 396 787
9032101000	Thermostats, electrically operated	165 124	984 061	2 130 088	14 042 872
9032102000	Thermostats, not electrically operated	12 907	70 559	136 289	1 238 868
9032201000	Manostats, electrically operated	340	6 051	28 610	335 331
9032202000	Manostats, not electrically operated	899	76 340	19 731	507 092
9032810000	Hydraulic or pneumatic	43 290	236 110	963 361	5 422 325
9032891000	Instru&app, automatic data process mach for controll, cargo handlir	54 736	957 457	1 479 933	20 316 214
9032892000	Automatic instrum&app for controllchem/elec-chem solutions in p	8 967	37 063	24 887	974 521
9032893100	Automatic regulating voltage units (stabilizers), electrically operat	238 812	1 235 570	404 917	4 476 191
9032893900	Instrument&apparatus oth than (stabilizers), electrically operated	60 786	369 146	2 355 693	20 021 005
9032899000	Oth automatic regulating/controllinstrum&app not electrically ope	90 408	2 173 695	3 585 056	38 783 154
9032901000	Parts&accessories of automatic data process mach, cargo handlir syt	633	34 142	55 597	1 035 903
9032902000	Part&acc automatic instr&app, controllchem/elec-chem solutions	14 192	15 631	37 712	119 705
9032903000	Part&acc automatic, regulating/controllinstruments&apparatus, el	7 175	75 709	142 050	1 589 197
9032909000	Part&acc automatic, regulating/controllinstruments&apparatus, nc	71 758	482 170	1 661 064	13 432 650
9033001000	Parts&acc for mach, appl, instrum of chap 90 for electric operated e	38 939	634 673	1 028 703	12 961 791
9033002000	Parts&acc for mach, appl, instrum of chap 90 for not electric operat	15 231	138 016	583 808	3 276 383
9101110000	Wrist-watch of metal, w/not stopwatchw/ mech display only, elect	15	724	494	241 233
9101190000	Wrist-watch of metal, w/not stopwatchoth w/ mech display only, e	24	3 470	344	29 683
9101210000	Oth wrist-watch, whether/not stopwatchw/ automatic winding of i	0	615	0	85 760
9101290000	Oth wrist-watch, whether/not stopwatchoth than automatic windi	60	9 735	6 318	176 171
9101910000	Pocket-watch&oth watch inc stopwatch of metal or precious metal	0	187	0	1 516
9101990000	Pocket&oth watch inc stopwatch of metal/of w/ precious metal, n	0	1 615	0	35 099
9102110000	Wrist-watch, whether/not stopwatchw/ mech display only, elect op	3 410	79 843	360 669	5 721 573
9102120000	Wrist-watch, whether/not stopwatchw/ opto-elect display only, ele	0	498	0	61 320
9102190000	Wrist-watch, whether/not stopwatchoth than mech&opto, elect op	56 668	507 522	274 283	2 723 775
9102210000	Oth wrist-watch, whether/not stopwatchw/ automatic winding	2	5 128	5 816	124 889
9102290000	Oth wrist-watch, whether/not stopwatchoth than automatic windi	54 065	672 440	348 914	4 148 164
9102911000	Stop-watches, electrically operated	1 369	15 691	3 934	193 245
9102919000	Pocket-watch&oth watch, electrically operated	10 520	35 833	10 908	127 535
9102990000	Pocket-watch&oth watch inc stopwatch not electrically operated	49 746	466 952	96 337	1 046 386
9103100000	Clocks with watch movements, excl clocks of h9104 elect operated	0	376	0	3 219
9103900000	Clocks with watch movements, excl clocks of h9104 not elect opera	18 255	108 108	103 472	715 022
9104001000	Instrument panel clocks & clocks of a similar type, for vehicles	1 915	19 263	115 118	1 255 197
9104002000	Instrument panel clocks & clocks of a similar type, for aircraft	2	13	2 270	7 297
9104003000	Instrument panel clocks & clocks of a similar type, for vessels	0	22 771	0	620 988
9104009000	Instrument panel clocks & clocks of a similar type, for spacecraft	129	130	1 460	1 520
9105110000	Alarm clocks, electrically operated	3 004	47 338	21 026	243 627
9105190000	Alarm clocks, not electrically operated	53 919	413 235	94 262	734 146
9105210000	Wall clocks, electrically operated	20 386	238 459	89 854	1 227 196
9105290000	Wall clocks, not electrically operated	11 282	206 560	25 364	457 942
9105911000	Marine chronometers, electrically operated	0	248	0	3 126
9105919000	Oth clocks, oth than Marine chronometers electrically operated	435	22 267	7 101	78 607
9105999000	Oth clocks, oth than Marine chronometers not electrically operat	2 661	25 981	5 739	69 480
9106100000	Time-registers, time-recorders	4 237	85 470	96 852	722 182
9106901000	Parking meters	1 078	59 011	17 631	614 380
9106909000	Oth time of day recording&measuring appoth than parking meter	12 312	134 167	173 442	1 777 830
9107000000	Time switches with clock/watch movement/with synchronous mot	27 793	176 509	230 200	2 522 474
9108110000	Watch move comp&assem w/mechanical display only, electrically	0	1 206	0	4 359
9108190000	Watch move comp&assem oth than mechanical, opto-elect, elect o	0	5 074	0	9 778
9108200000	Watch move comp&assem with automatic winding	58	2 709	568	201 970
9108900000	Oth watch movements complete and assembled	3 553	6 781	92 209	132 756
9109100000	Clock movements, complete and assembled, electrically operated	423	33 678	11 000	71 865
9109900000	Clock movements, complete and assembled, not electrically operat	0	15 126	0	52 809
9110110000	Complete movements, unassembled/partially assembled (movement sets) of \	5 548	55 129	14 804	309 400
9110900000	Oth complete watch or clock movements	944	12 929	1 296	117 728
9111100000	Watch cases of precious metal/of metal clad with precious metal	0	648	0	5 081
9111200000	Watch cases of base metal, whether or not gold/silver-plated	0	192	0	1 213
9111800000	Other watch cases	0	7 534	0	25 757
9111900000	Parts of watch cases	0	8 053	0	22 609
9112200000	Clock cases and cases of a similar type for other goods of this chap	760	33 543	1 680	115 705
9112900000	Part of clock cases&cases of a similar type for other goods of this c	11	874	367	6 299
9113200000	Watch straps, bands&bracelets of base metal, whether or not gold/!	1	150	55	10 841
9113900000	Oth watch straps, bands&bracelets and parts thereof	4 312	49 780	34 162	315 303
9114100000	Springs, including hair-springs of clock or watch parts	9	76	487	6 390
9114300000	Dials of clock or watch parts	1	4 193	2	11 937
9114400000	Plates and bridges of clock/watch parts	39	2 075	2 068	8 021
9114900000	Oth clock or watch part oth than spring, hair springs, dials, plate&br	32 751	191 142	577 920	1 677 774

**I.3. IMPOR MENURUT KOMODITI / IMPORT BY HS COMMODITY**  
**\*\*\* AGUSTUS/AUGUST 2012 \*\*\***

HS	Uraian Komoditi Commodity Description	Berat Bersih / Net Weight (Kg)		Nilai / Value C.I.F (US\$)	
		Bulan ini Current Month	Kumulatif Cum.Jan. to date	Bulan ini Current Month	Kumulatif Cum.Jan. to date
9201100000	Upright pianos	612	100 531	7 848	222 568
9201200000	Grand pianos	13 676	64 354	170 860	651 561
9201900000	Oth pianos,incl automatic pianosharp&chord&oth keybrd string in:	81 638	518 077	108 861	1 191 049
9202100000	String musical instrument(violins,harps), played with a bow	1 732	29 411	15 758	424 746
9202900000	Oth string musical instruments(guitars)not played with a bow	10 137	117 231	128 811	1 202 250
9205100000	Brass-wind instruments	490	38 447	2 116	410 090
9205901000	Keyboard pipe organ,harmonium&similarkeyboard instruments w,	1 130	66 795	792	155 053
9205909000	Other wind musical instruments	55 126	446 758	110 859	1 167 106
9206000000	Percussion musical instruments(exp, drm,xylophones,cymbals,cast	74 481	561 946	352 920	2 478 639
9207100000	Keyboard instruments,oth than accordions	974	126 143	10 435	3 555 101
9207900000	Oth musical instruments,the sound isproduced must be amplified,	12 997	136 757	128 767	1 133 963
9208100000	Musical boxes	9 402	53 292	133 338	434 659
9208901000	Decoy calls,whistles,call horns &othmouth blown sound signalling	0	10 846	0	19 504
9208909000	Fairground,mech street organ,sing bird,musical saw,oth musical in	2 498	20 508	15 690	123 780
9209300000	Musical instrument strings	8 350	70 542	141 600	1 415 226
9209911000	Part&accessories, strung backs,keyboards& metal frames for upric	188 098	1 831 506	1 300 524	10 992 889
9209919000	Other parts and accessories for pianos	523 634	4 964 583	3 531 087	36 909 770
9209920000	Parts & accessories for the musicalinstrument of string musical ins	87 129	881 229	964 673	12 791 688
9209940000	Parts&acc,the music instrument of soundof which is prod/must be	241 894	1 697 130	3 278 969	28 664 819
9209990000	Parts & accessories for oth musicalinstruments	60 647	532 229	2 456 444	25 842 391
9301100000	Artillery weapons(guns,howitzer&mortars)	0	4 495	0	2 386 439
9301200000	Rocket launchers;flame-throwers;grenadelauncers;torpedo tubes&	0	8	0	929
9301900000	Oth military weapons,oth than revolvers,pistols & the arms of hea	0	4 548	0	2 710 760
9302000000	Revolvers and pistols, other than thoseof heading 9303/9304	810	2 279	90 349	258 007
9303900000	Oth firearm&similar device which operateby the firing of an explo:	0	583	0	324 997
9304001000	Air guns,operating at pressureof less than 7 kg	0	73	0	9 472
9304009000	Oth arms(spring,air/gas guns&pistols)excluding those of heading 9	447	3 527	16 331	338 526
9305100000	Parts and accessories of revolvers orpistols	0	53	0	5 833
9305200000	Parts and accessories of shotguns orrifles of heading 9303	0	13 289	0	17 081
9305911000	Parts&accessories of military weapons of heading 9301 of leather/	0	1 027	0	11 457
9305919000	Parts&acc of military weapons of head 9301,of oth than leath/tex	0	222	0	85 413
9305991100	Part&acc of goods of oth arm of head 93040090 of leather/textile	0	1	0	2
9305999900	Parts and accessories of revolver&pistolof heading 9302 of oth lea	233	4 297	8 375	394 480
9306210000	Cartridges	8 854	1 747 088	37 294	77 058 878
9306290000	Parts of cartridges, gun pellets	963	12 880	7 166	2 107 793
9306301100	22 calibre cartridges for revolvers&pistols of heading 9302	0	2 659	0	106 885
9306301900	Oth cartridges oth than 22 calibrecartridges of heading 9302	0	25 358	0	1 473 986
9306302000	Cartridges for riveting/similar tool/forcaptive-bolt humane killer&l	1 104	2 355	35 328	83 589
9306309900	Oth cartridges oth than 22 calibrecartridges of oth heading 9302	0	304	0	64 800
9306900000	Bombs,grenades,torpedoes,mines,missiles,similar munitions of wa	15 394	129 761	1 872 339	8 243 509
9307000000	Swords,cutlasses,bayonets,lances&similararms&parts thereof &sc	0	224	0	29 909
9401100000	Seats of a kind used for aircraft	99	13 459	351	627 870
9401201000	Seats of a kind used for motor vehiclesof heading 8702/8703/8704	35 236	559 976	275 381	3 929 795
9401209000	Seats of a kind used for motor vehiclesoth than of heading 8702/8	14 078	98 354	107 138	1 382 794
9401300000	Swivel seats with variable heightadjustment	279 333	3 427 143	730 803	10 366 602
9401400000	Seats oth than garden seats/ campingequipment,convertible intc	8 426	109 709	26 093	260 215
9401510010	Seat of rattan	18	54	925	3 985
9401510020	Seat of bamboo	0	1	0	2
9401590000	Seat of cane,osier or similar material	115	5 089	1 522	29 604
9401610000	Oth seats,with wooden frames,upholstered	263 074	4 146 682	885 481	14 830 266
9401690010	Oth seats,with wooden frames,combinedwith rattan	0	5 441	0	2 682
9401690090	Oth seats,with wooden frames,combinedwith other than rattan	29 473	395 213	129 005	1 821 971
9401710000	Other seats, with metal frames, upholste	275 614	4 827 010	992 198	15 659 375
9401790010	Other seats, with metal frames,combinedwith rattan	2 573	196 147	5 763	483 582
9401790090	Other seats, with metal frames,combinedwith other than rattan	407 411	5 413 690	822 163	11 582 924
9401800000	Oth seats(oth than those of head 9402)	123 795	2 305 078	311 378	5 871 456
9401901000	Parts of aircraft seats (head 94011000)	33	66 880	13 692	288 839
9401903100	headrest stiffeners for seats ofsubheading 94012010,	12 605	163 137	169 007	2 396 483
9401903900	Parts of other seats	987 221	6 072 451	10 043 428	53 998 240
9401904000	Parts of seats of subheading 94013000	43 509	714 351	233 910	5 068 631
9401909200	Parts of seats of plastics	276 012	2 360 175	279 932	2 424 684
9401909900	Parts of seats of other than plastics	453 278	4 938 911	1 773 743	18 058 981
9402101000	Medis furniture,dentists chair & partsthereof	6 662	277 216	296 755	3 469 729
9402103000	Medis furniture,barbers chairs&similarchairs thereof & thereof	14 440	109 421	57 712	403 983
9402109000	Other dentists,barbers or similar chairsof medis furniture	4 634	41 670	60 671	396 472
9402901000	Furniture designed for medical,surgical/veterinary purposes&part:	37 753	574 693	578 964	4 396 370
9402909000	Oth furniture designed for medical,surgical/veterinary purpose&p:	16 565	340 283	186 923	2 684 170
9403100000	Metal furniture of a kind used in office	173 571	2 445 281	347 170	4 805 807
9403201000	Oth metal furniture, fume cupboards	14 412	125 958	13 758	205 776
9403209000	Oth metal furniture, other thanfume cupboards	1 139 522	17 885 592	1 893 093	30 507 051
9403300000	Wooden furniture of a kindused in offices	164 200	3 962 645	230 656	5 383 624
9403400000	Wooden furniture of a kind usedin the kitchen	110 221	1 325 229	227 717	2 394 664
9403500000	Wooden furniture of a kind usedin the bedroom	956 682	7 364 041	1 535 532	13 085 359
9403601000	Oth wooden furniture,fume cupboard	5 721	260 847	5 825	512 272
9403609000	Oth wooden furniture,oth thanfume cupboard	425 017	9 390 352	848 267	16 587 528

**I.3. IMPOR MENURUT KOMODITI / IMPORT BY HS COMMODITY**  
**\*\*\* AGUSTUS/AUGUST 2012 \*\*\***

HS	Uraian Komoditi Commodity Description	Berat Bersih / Net Weight (Kg)		Nilai / Value C.I.F (US\$)	
		Bulan ini Current Month	Kumulatif Cum.Jan. to date	Bulan ini Current Month	Kumulatif Cum.Jan. to date
9403701000	Furniture of plastics for baby walker	10 096	140 796	16 671	285 187
9403702000	Furniture of plastics for fume cupboard	0	29 913	0	341 815
9403709000	Furniture of plastics oth than for baby walker, fume cupboard	51 322	1 513 615	129 171	4 886 726
9403810010	Bedroom, dining room or living room setsof rattan	0	40 534	0	42 455
9403810020	Bedroom, dining room or living room setsof bamboo	2 472	15 177	1 219	20 274
9403810030	Furniture, of kind used in parksgardens/ vestibules of rattan/bamboc	0	5 050	0	6 875
9403810090	Other furniture of bamboo or rattan	0	19 325	0	18 234
9403891000	Other furniture of other materials, fume cupboards	0	24 748	0	79 878
9403899010	Bedroom, dining room/livingroom sets of other materials	7 146	1 088 879	11 919	1 496 744
9403899020	Oth furniture of a kind used in parks, garden/ vestibules of oth mat	0	2 209	0	785
9403899090	Other furniture of cane, osier, bambooor similar materials	4 589	333 895	8 545	506 862
9403901000	Part of baby walkers of furnitureof platic (sub heading 94037010)	14	48 355	305	72 650
9403909000	Parts of other furniture	379 466	3 505 027	870 208	8 042 932
9404100000	Mattress supports	6 610	199 464	38 333	810 863
9404210000	Mattresses of cellular rubber orplastics, whether or not covered	35 043	350 251	95 118	1 102 450
9404291000	Mattress springs of other materials	9 626	531 927	56 674	2 251 586
9404292000	Mattress of hyperthermia orhyphothermia type of oth materials	0	4 583	0	60 227
9404299000	Mattress of other materials	40 068	445 814	31 588	454 349
9404300000	Sleeping bags	3 804	26 489	31 684	271 405
9404901000	Quilts, bedspreads & mattress protectors	1 226	44 964	7 721	263 645
9404909000	Other articles of bedding&similar furnishing	64 397	517 044	282 577	2 888 100
9405102000	Lamps for operating rooms	285	11 628	42 602	320 749
9405103000	Spotlight	63 932	991 324	172 107	3 203 617
9405104000	Fluorescent lamps and lighting fittings	134 783	1 241 865	917 199	7 722 856
9405109000	Oth chandeliers&oth elec ceiling/walllighting fitting	82 201	1 054 638	912 557	7 672 705
9405201000	Lamps for operating rooms	2 404	38 313	131 003	1 150 166
9405209000	lamps of electric table, desk, bedside/floor-standing lamps	117 469	1 227 578	450 484	4 663 629
9405300000	Lighting sets of a kind used forchristmas trees	7 665	86 591	50 370	194 828
9405402000	Searchlights	26 967	86 904	87 120	336 233
9405404000	Oth. electr lamps of spotlights	35 599	420 086	374 464	2 796 670
9405405000	Oth electr lamps, of a kind used forlighting public openspace/thorc	182 196	1 487 816	1 801 285	13 766 600
9405406000	Other exterior lighting	19 589	213 264	168 692	1 353 207
9405407000	Non-flashing aerodrome beacons;lamps forrailwayloc. aircraft, ship	14 218	159 990	109 503	893 980
9405408000	Pilot lamp with fitting for electro-thermic domestic applic of headi	15	6 962	503	65 191
9405409100	Fibre optic headband lamps of kinddesigned for medical use	110	525	3 831	17 380
9405409900	Other lighting fittings	94 089	1 079 106	596 028	6 803 151
9405501100	Non elect. Lamps of oil-burning, of brasfor religious rites	0	408	0	1 420
9405501900	Other non elect. Lamps of oil-burning	50 687	419 801	132 752	702 801
9405504000	Hurricane lamps	17 567	585 237	20 300	748 189
9405509010	Non elect lighting fittings of plastics, stone, ceramics, glass	0	47 943	0	149 037
9405509090	Other non elect lighting fittings	447	31 360	19 085	195 176
9405601000	Warning signs, street name signs, road &traffic signs	624	63 862	4 401	676 700
9405609000	Others illuminated signs	2 064	162 253	117 767	1 144 395
9405911000	Parts of glass for lamps for operatingroom	0	274	0	7 896
9405912000	Parts of glass for spotlights	0	6 738	0	60 252
9405914000	Parts of globes and chimneys	0	18 338	0	52 002
9405915000	Parts of glass for searchlights	1	445	2	5 417
9405919000	Other parts of glass	60 170	340 371	84 680	1 275 915
9405921000	Parts of plastics for lamps fo operatingrooms	1	28	409	9 515
9405922000	Parts of plastics for spotlights	0	4 042	0	9 922
9405929000	Other parts of plastics	154 281	2 578 325	335 190	4 973 573
9405991000	Parts Lampshades of textile material	398	18 628	1 139	114 579
9405992000	Parts Lampshades of other material	8 960	31 605	70 231	529 550
9405993000	Parts of lamp of subheading 9405.50.11or 9405.50.19	0	1 143	0	3 746
9405994000	Parts for searchligts or spotlights	1 374	7 620	20 132	64 278
9405999000	Other parts	84 242	1 130 838	416 566	3 970 087
9406001100	Greenhouses fitted with mechanical/thermal equipment of plastic	9 479	75 262	1 692	125 260
9406001900	Greenhouses fitted with mechanical/thermal equipment oth plasti	372	658 337	425	3 865 853
9406009200	Other prefabricated buildings of wood	0	18 490	0	102 745
9406009400	Other prefabricated buildings of iron/steel	221 640	6 783 675	570 975	15 766 520
9406009500	Oth prefabricated buildings of plastics/of aluminium	62 396	151 644	62 168	306 819
9406009900	Oth prefabricated buildings oth of wood, iron, plastics, aluminium,	719 294	8 563 905	1 446 767	19 385 820
9503001000	Tricycles, scooters, pedal cars andsimilar wheeled toys; dolls carri	247 917	2 404 190	693 230	6 875 735
9503002100	Dolls, whether/not dressed	43 427	598 210	125 574	2 372 190
9503002200	Garments and garments accessories; footwear and headgear of do	3 870	24 414	35 420	431 485
9503002900	Other parts and accessories for dolls	17 962	75 004	99 069	837 519
9503003000	Electric trains toys, includ tracks, signals and other accessories ther	29 426	260 975	101 580	1 130 434
9503004010	Reduces size model aircraft assemblykits, working or not	3 073	12 507	45 125	202 246
9503004090	Oth reduced size ("scale") models andsimilar recreational models	98 450	1 105 986	544 550	8 587 831
9503005000	Other construction sets & constructionaltoys, of materials other th	0	6 990	0	10 427
9503006000	Stuffed toys representing animals ornon-human creatures	21 610	226 830	260 600	3 631 442

**I.3. IMPOR MENURUT KOMODITI / IMPORT BY HS COMMODITY**  
**\*\*\* AGUSTUS/AUGUST 2012 \*\*\***

HS	Uraian Komoditi Commodity Description	Berat Bersih / Net Weight (Kg)		Nilai / Value C.I.F (US\$)	
		Bulan ini Current Month	Kumulatif Cum.Jan. to date	Bulan ini Current Month	Kumulatif Cum.Jan. to date
9503007000	Puzzles of all kinds	16 550	137 095	57 728	764 645
9503009100	Numerical/alphabetical/animal blocks orcut-out; word builders/m	18 059	138 943	72 065	557 197
9503009200	Skipping ropes	1 364	6 789	3 306	29 379
9503009300	Marbles	12 832	3 923 676	13 784	987 731
9503009900	Other toys or parts	1 361 621	18 130 630	3 473 139	45 431 644
9504202000	Tables for billiards of all kinds	0	15 450	0	20 556
9504203000	Billiard chalks	148	2 434	330	3 594
9504209000	Oth articles & accessories for billiardsof all kinds	97 922	236 100	95 883	430 449
9504301000	Pintables or slot machines, operated bycoins and by oth means of	0	21 076	0	113 614
9504302000	Parts of oth games of wood, paper orplastics	0	267	0	1 012
9504309000	Other games, operated by coins and byoth means of payment	246 393	1 682 426	1 122 633	7 309 512
9504400000	Playing cards	223 288	2 189 218	181 402	1 974 484
9504500000	Video games consoles and machines,oth than those sub heading 9	65 151	737 808	261 829	3 084 813
9504901000	Bowling requisites of all kind	0	119 606	0	104 245
9504902000	Darts and parts and accesories therefor	12 745	124 495	40 727	160 076
9504903900	Other gambling equipment & paraphernaliaequipment	0	30 421	0	102 992
9504909200	Tables designed for game of wood/plasticnot gambling equipment	869	1 787	883	2 333
9504909300	Tables designed for games not of wood/plastics, not gambling equ	0	509	0	1 721
9504909400	Other table designed for games of wood/plastics	1 191	1 981	2 289	7 388
9504909900	other table designed for games not wood/plastics	17 862	301 283	75 401	1 557 821
9505100000	Articles for christmas festivities	74 230	259 367	275 546	759 759
9505900000	Festive,carnival/oth entertn.articlesincl conjuring tricks & novelty j	58 163	589 212	286 592	1 848 057
9506110000	Skis of snow-skis	0	5 584	0	7 479
9506190000	Other snow-ski equipment	386	14 520	648	63 305
9506210000	Sailboards	0	3 337	0	47 358
9506290000	Oth water-skis, surf-boards, sailboards& oth water-sport equipme	10 704	90 082	44 404	653 691
9506310000	Golf clubs, complete	627	28 656	2 626	129 108
9506320000	Balls for golf	1 891	24 839	3 843	183 236
9506390000	Other golf equipment	30	77 086	642	226 323
9506401000	Tables tennis	111 753	686 830	123 526	757 766
9506409000	Oth articles & equip for table-tennis	44 815	241 637	96 335	533 209
9506510000	Lawn-tennis rackets, whether/not strung	1 194	35 395	97 442	1 008 879
9506590000	Badminton or similar rackets, whether/not strung	70 171	606 643	212 329	2 020 752
9506610000	Lawn-tennis balls	2 435	51 337	21 502	185 517
9506620000	Inflatable balls	25 032	470 663	227 867	3 207 810
9506690000	Other balls	8 391	186 555	47 297	1 041 949
9506700000	Ice skates &roller skates, incl skatingboots with skates attached	27 727	117 830	62 696	456 753
9506910000	Artic and equip for general physicsexercise, gymnastics or athletic:	481 856	5 942 396	2 361 679	24 681 458
9506990010	Bows and arrows for archery; crossbows	24	254	342	2 854
9506990020	Nets, cricket pads and shin guards	5 657	71 481	45 691	383 606
9506990030	Shuttlecocks	12 208	44 387	24 917	183 258
9506990090	Other articles and equipment for generalphysical exercise	54 152	488 734	109 689	2 463 189
9507100000	Fishing rods	78 503	712 480	376 603	2 749 339
9507200000	Fish-hooks, whether/not snelled	14 330	300 382	164 411	1 303 414
9507300000	Fishing reels	73 338	412 826	86 011	835 780
9507900000	Oth fishing rods,hooks/reels,oth heading92.08/97.05	23 356	171 437	37 864	419 134
9508100000	Travelling circuses and travellingmenageries	0	589	0	4 637
9508900000	Roundabouts,swings,shooting galleries&oth fairground amusemer	420 342	1 918 649	5 576 510	17 338 320
9601100000	Worked ivory and articles of ivory	0	477	0	633
9601901010	Worked mother-of-pearl/tortoise- shell &articles of the foregoing	78	164	35 755	48 905
9601901090	Other worked mother-of-pearl/tortoise-shell & articles of the fore:	0	1 749	0	59 440
9601909100	Cigar/cigarette cases, tobacco jars;ornamental articles	0	1	0	16
9602001000	Gelatin capsules for pharmaceuticalproducts	6 151	59 049	165 612	1 204 695
9602002000	Cigar/cigarette cases, tobacco jars andhousehold ornamental artic	667	7 710	1 008	31 424
9602009000	Oth worked veget/minerl carving material&articles of these mater	637	76 854	4 154	250 343
9603101000	Brushes consisting of twig/oth vegetablematerials bound together	12 992	193 266	51 401	343 697
9603102000	Brooms consisting of twig/oth vegetablematerials bound together	5 878	132 413	5 682	270 370
9603210000	Tooth brushes, incl dental-plate brushes	136 962	1 096 044	1 397 562	9 692 803
9603290000	Shaving brushes, hair brush, nail brush, eyelash &oth brush for use c	30 674	369 843	135 227	1 380 113
9603300000	Artists' brushes, writing brush &similarbrushes for the application c	38 088	420 949	211 594	1 562 550
9603400000	Paint, distemper, varnish/similar brushes oth than 9603.30; Paint p	255 831	3 816 853	321 052	5 225 187
9603500000	Oth brushes constituting part of machine, appliances or vehicles	25 448	398 150	165 921	1 967 126
9603901000	Prepared knots and tufts for broom orbrush making	6 081	60 670	4 325	125 609
9603902000	Hand-operated mechanical floor sweepers, not motorised	10 003	351 457	13 829	1 347 498
9603904000	Other brushes	221 937	1 888 583	365 890	3 526 869
9603909000	Mops and feather dusters; squeegees (oththan roller squeegees)	159 893	2 075 727	443 395	5 285 070
9604001000	Hand sieves and hand riddles of metal	856	35 546	9 851	117 606
9604009000	Hand sieves and hand riddles of othermaterial	591	15 175	1 754	72 409
9605000000	Travel sets for personal toilet, sewing or shoe or clothes cleaning	7 874	51 162	11 549	101 624
9606101000	Press-fasteners, snap-fasteners andpress-studs and part therefor c	8 519	114 720	103 077	1 121 325
9606109000	Press-fasteners, snap-fasteners andpress-studs and part therefor c	54 542	346 330	859 297	5 170 586

**I.3. IMPOR MENURUT KOMODITI / IMPORT BY HS COMMODITY**  
**\*\*\* AGUSTUS/AUGUST 2012 \*\*\***

HS	Uraian Komoditi Commodity Description	Berat Bersih / Net Weight (Kg)		Nilai / Value C.I.F (US\$)	
		Bulan ini Current Month	Kumulatif Cum.Jan. to date	Bulan ini Current Month	Kumulatif Cum.Jan. to date
9606210000	Buttons of plastics, not covered with textile material	104 579	1 677 711	1 550 748	22 238 845
9606220000	Buttons of base metal, not covered with textile material	38 078	1 080 500	686 388	12 990 547
9606290000	Other buttons	72 736	770 779	756 182	8 286 516
9606301000	Button moulds & other parts of buttons; button blanks, of plastics	1 957	19 125	63 664	478 456
9606309000	Button moulds & other parts of buttons; button blanks, of other m	5 082	56 747	48 988	864 201
9607110000	Slide fasteners fitted with chain scoop of base metal	135 020	1 158 348	1 819 834	14 909 314
9607190000	Other slide fasteners	229 084	2 667 732	2 428 824	32 231 959
9607200000	Parts of slide fasteners	145 703	3 084 539	893 480	13 451 490
9608101000	Ball point pens of plastics	92 040	762 828	247 917	1 595 761
9608109000	Ball point pens of other material Oth. ball point pens of plastics	82 718	1 472 715	249 923	4 609 819
9608200000	Felt tipped & other porous-tipped pens and markers	17 854	441 958	117 957	1 267 625
9608301000	Indian ink drawing pens	0	8 208	0	27 994
9608309000	Oth fountain pens, stylograph pens and other pens	38 884	496 035	111 604	1 028 598
9608400000	Propelling or sliding pencils	3 827	153 380	22 321	608 534
9608500000	Sets of articles from two or more of the foregoing subheadings	43 540	570 340	121 737	1 337 244
9608601000	Refills for ball point pens, comprising the ball point & ink-reservoir (	910	34 313	17 675	213 420
9608609000	Refills for ball point pens, comprising the ball point & ink-reservoir (	23 222	148 675	93 256	1 006 007
9608911000	Pen nibs and nib points of gold or goldplated	0	10	0	434
9608919000	Pen nibs and nib points of oth material	6 377	92 368	137 951	2 163 307
9608991000	Duplicating stylos	3 209	13 116	5 068	20 463
9608999100	Parts of ball point pens of plastics	2 740	17 577	42 634	290 644
9608999900	Penholders, pencil-holders & similar holder; parts of ball point of oth	42 781	707 177	365 470	5 469 965
9609101000	Black pencils, with lead encased in a rigid sheath	93 469	729 834	312 062	2 077 091
9609109000	Crayons & oth pencils with lead encased in a rigid sheath	71 083	708 298	124 315	1 464 820
9609200000	Pencil leads, black or coloured	82 192	881 909	457 543	4 494 370
9609901000	Slate pencils for school slates	2 656	31 071	10 162	146 075
9609903000	Pencils & crayons other than those of subheading 9609.10	110 644	498 812	178 911	732 118
9609909100	Writing or drawing chalks	126	16 318	1 716	18 450
9609909900	Pastels, drawing charcoals, tailors' cha and other pencils	26 709	749 523	79 128	1 394 391
9610001000	School slates, with writing or drawing surfaces	0	90 529	0	183 824
9610009000	Boards and oth slates, with writing or drawing surfaces	2 522	95 690	8 083	357 089
9611000000	Date, seal/numbering stamps & the like, in the hand operated; hand	4 981	149 782	25 194	1 007 673
9612101000	Ribbons of textile fabric	20 418	205 132	327 234	2 169 592
9612109000	Ribbons of other materials or similar ribbons	75 243	1 296 574	670 695	10 727 717
9612200000	Ink-pads	13 519	22 755	23 436	50 032
9613101000	Pocket lighters, gas fuelled, non-refillable of plastics	650 757	6 638 573	1 615 322	12 512 706
9613109000	Pocket lighters, gas fuelled, non-refillable of other materials	0	15 272	0	46 317
9613201000	Pocket lighters, gas fuelled, refillable of plastics	56 817	229 678	123 605	513 420
9613209000	Pocket lighters, gas fuelled, refillable of other materials	0	13	0	1 118
9613801000	Piezo-electric lighters for stoves and ranges	3 061	47 806	29 111	158 214
9613803000	Cigarette lighters or table lighter of other materials	0	8 814	0	9 000
9613809000	Other lighters	4 442	35 754	114 694	997 264
9613901000	Refilled cartridge or oth receptacles part of mechnc'l lighter, cont li	41	16 321	493	218 656
9613909000	Other parts of lighters	86 755	624 315	757 421	6 245 862
9614001000	Roughly shaped blocks of wood or root for the manufacture of pipe	0	5 464	0	4 485
9614009000	Smoking pipes and cigar or cigarette holder and parts thereof	762	19 736	3 887	279 546
9615112000	Combs, hair-slides and the like of hard rubbers	33 059	143 042	60 734	282 050
9615113000	Combs, hair-slides and the like of plastics	220 743	5 213 218	485 344	10 434 357
9615190000	Combs, hair-slides and the like other than hard rubbers or plastics	125 586	2 052 741	246 278	3 444 157
9615901100	Decorative hair pins of aluminium	0	12 333	0	72 604
9615901200	Decorative hair pins of iron or steel	1 091	25 743	4 755	126 107
9615901300	Decorative hair pins of plastics	1 786	32 715	3 627	103 533
9615901900	Other decorative hair pins Oth. decorative hair pins	12 134	153 429	31 619	320 386
9615902100	Parts of combs, hair pins and the like of aluminium	0	50	0	95
9615902200	Parts of combs, hair pins and the like of iron or steel	0	65	0	690
9615902900	Other parts of combs, hair pins, and the like	0	10	0	54
9615909100	Curling grips, hair-curlers and the like of aluminium	1 433	31 784	4 356	134 981
9615909200	Curling grips, hair-curlers and the like of iron or steel	341	1 605	1 925	15 139
9615909300	Curling grips, hair-curlers and the like of plastics	136	1 850	1 417	8 699
9615909900	Other curling grips, hair-curlers and the like	8 637	71 735	26 432	176 246
9616101000	Scent sprays and similar toilet sprays	118 052	957 698	878 619	6 391 329
9616102000	Mounts and heads of scent sprays and similar toilet sprays	81 616	1 022 581	436 963	4 576 830
9616200000	Powder-puffs & pads for the application of cosmetics or toilet prep	12 807	128 418	268 609	2 625 170
9617001000	Vacuum flasks and other vacuum vessels	36 885	1 309 547	88 556	3 299 246
9617002000	Parts of vacuum flasks or vacuum vessels	413	15 370	675	39 483
9618000000	Tailor' dummies, oth lay figure; automata & animated displ. shop w	8 522	195 281	186 310	1 324 513
9619001100	Disposable sanitary towel, tampon, napkin with an absorbent core of	125 033	1 914 393	463 281	7 025 290
9619001900	Oth disposable sanitary towel, tampons, napkins and napkin liners	2 460 257	21 154 360	9 371 859	83 280 176
9619009110	Sanitary towel, tampon, napkin, knitted or crocheted with an absort	0	4 820	0	38 813
9619009190	Sanitary towel, tampon, napkin, knitted or crocheted with an absort	0	64	0	2 527
9619009990	Oth sanitary towel, tampons, napkins, with an absorbent core of w	24 748	94 883	58 486	231 798



**I.3. IMPOR MENURUT KOMODITI / IMPORT BY HS COMMODITY**  
**\*\*\* AGUSTUS/AUGUST 2012 \*\*\***

HS	Uraian Komoditi Commodity Description	Berat Bersih / Net Weight (Kg)		Nilai / Value C.I.F (US\$)	
		Bulan ini Current Month	Kumulatif Cum.Jan. to date	Bulan ini Current Month	Kumulatif Cum.Jan. to date
9701100000	Paintings, drawings and pastels,executedentirely by hand	2 184	74 260	20 681	963 092
9701900000	Colleges & similar decorative plaquesexecuted entirely by hand	6 712	53 028	37 952	345 340
9702000000	Original engravings, prints & lithographs	16	48 523	45	60 315
9703001000	Original sculptures & statuary of metalsculptures and statuary, in a	322	10 704	5 125	141 691
9703002000	Original sculptures & statuary of stonesculptures and statuary, in a	195 233	406 297	10 590	99 285
9703003000	Original sculptures & statuary of plastisculptures and statuary, in a	53	4 145	70	6 880
9703004000	Original sculptures & statuary of woodsculptures and statuary, in a	1 423	12 174	2 182	21 207
9703005000	Original sculptures & statuary of claysculptures and statuary, in an	0	7 290	0	10 399
9703009000	Original sculptures & statuary of othersculptures and statuary, in a	307	101 263	4 360	155 038
9704000000	Postage/revenue stamps, stamp postmark,first-day covers, stamp	0	316	0	31 220
9705000010	Collection and collectors pieces ofzoological interest	0	233	0	18 608
9705000090	Collection and collectors pieces ofother interest	0	131	0	7 337
9801101000	Sedan of head 8703 with cylinder cap <1500 cc, incompletely knoc	100	224	6 571	25 922
9801102000	Oth vhcl of head 8703 with (4x2) systemincompletely knocked dov	2 237 979	17 157 669	25 134 637	202 553 921
9801103000	Oth vhcl of head 8703 with (4x4) systemincompletely knocked dov	0	32	0	20 100
9801201000	Vhcls of head 8704 with gross weight<=5 ton, incompletely knocke	269 329	2 379 162	4 030 515	35 652 577
9801202000	Vhcls of head 8704 with 5 ton < grossweight <= 24 ton, incmpltly k	5 852 843	47 267 470	75 042 034	600 324 271
9801203000	Vhcls of head 8704 with gross weight>24 ton,incmpltly knocked dc	4 633 632	43 753 281	58 922 934	568 054 012
9801302000	Vhcls of head 8702 with 5 tons < grosweight <= 24 ton, incmpltly k	561 309	4 020 285	6 187 604	46 110 877
9802100000	Rotary internal/spark-ignition combustcomprsn-ignition pist engin	226 679	1 992 199	3 333 063	33 322 446
9802200000	Gear boxes, of incomplete knocked down	126 719	924 907	2 056 916	15 485 469
9802300000	Drive-axes, of incomplete knocked down	261	280 277	7 390	4 552 081
9803000000	Blank for motor vehicles component, madefrom base metal	701 523	9 547 862	3 173 949	36 480 057
<b>TOTAL IMPOR</b>		<b>10 127 266 344</b>	<b>89 351 971 494</b>	<b>13 813 875 810</b>	<b>126 617 525 264</b>

**I.4. IMPOR MENURUT NEGARA ASAL / IMPORT BY COUNTRY OF ORIGIN**  
**\*\*\* AGUSTUS/AUGUST 2012 \*\*\***

Country Code	Negara Asal Country of origin	Berat bersih / Net weight (Kg)		Nilai / Value C.I.F ( U S \$ )	
		Bulan ini Current month	Kumulatif Cum. Jan. to date	Bulan ini Current month	Kumulatif Cum. Jan. to date
111	JP Japan	308 531 612	3 029 567 787	1 551 553 131	15 519 599 099
112	HK Hong Kong	15 844 861	143 122 361	140 411 196	1 270 078 769
113	KP Korea, Democratic People's Republic	116	27 884 069	8 547	34 245 264
114	KR Korea, Republic Of	447 639 865	4 970 348 481	737 423 415	7 636 901 640
115	TW Taiwan	141 868 606	1 552 430 666	265 316 733	3 014 386 306
116	CN China	874 277 688	9 336 144 637	1 857 254 583	19 407 996 201
117	MN Mongolia	4	2 999	169	35 186
118	MO Macau	59 436	189 100	662 653	2 161 337
120	PG Papua New Guinea	2 364 582	19 992 157	4 113 073	25 157 670
121	TH Thailand	593 291 891	5 964 788 687	806 119 023	7 736 548 074
122	SG Singapore	1 808 178 505	13 187 214 306	2 251 489 128	17 816 342 507
123	PH Philippines	11 391 533	131 085 205	48 426 264	526 148 674
124	MY Malaysia	828 380 864	6 663 610 593	819 182 007	7 343 017 262
125	MM Myanmar (form. Burma)	3 319 459	67 341 070	2 915 094	51 826 812
126	KH Cambodia	525 584	1 655 575	824 959	5 832 132
127	BN Brunei Darussalam	3 001 672	417 829 200	1 163 172	349 223 501
128	LA Lao People's Democratic Republic	39	879 570	1 547	3 026 090
129	NP Nepal	86	1 539	447	28 868
130	BT Bhutan	0	35	0	1 160
131	VN Viet Nam	236 850 536	2 137 116 391	121 974 789	1 667 253 032
132	MV Maldives	0	18 130	0	37 685
133	IN India	239 554 786	3 190 339 924	297 386 331	3 042 411 398
134	PK Pakistan	6 746 871	130 408 286	7 938 663	148 663 711
135	BD Bangladesh	2 875 911	21 560 836	3 976 810	27 566 727
136	LK Sri Lanka	8 110 963	128 732 712	4 332 477	68 895 850
137	AF Afghanistan	1 519	3 970	6 954	52 057
138	ID Indonesia	1 742 263	27 189 285	9 917 234	101 155 311
141	IQ Iraq	16	48 351	7 848	40 593
142	IR Iran (islamic Republic Of)	126 492 251	919 085 803	60 379 674	708 343 422
143	SA Saudi Arabia	352 443 069	3 816 017 677	313 779 615	3 438 705 125
144	IL Israel	112 589	1 485 160	830 235	8 591 553
145	KW Kuwait	105 257 113	1 742 128 781	97 595 359	1 703 550 879
146	JO Jordan	32 282 720	758 745 908	16 601 551	258 533 768
147	YD P. Dem.rep. Of Yemen	0	762	0	1 540
148	LB Lebanon	87 460	605 955	606 939	2 114 711
149	PN Palestina	0	22 118	0	989 546
151	YE Yemen	454 767	2 104 094	251 979	1 374 718
152	OM Oman	15 565 980	97 096 005	22 191 289	147 101 063
153	SY Syria Arab Republic	0	252 668	0	1 536 171
154	TR Turkey	33 428 342	280 332 384	21 175 528	217 370 639
155	AE United Arab Emirates	30 760 567	1 105 328 780	31 223 105	1 067 516 054
156	QA Qatar	122 370 413	938 576 748	94 945 869	888 653 694
157	BH Bahrain	242 062	15 160 133	262 450	65 017 682
158	CY Cyprus	706 312	4 709 735	792 860	3 163 573
211	EG Egypt	85 339 328	897 909 037	16 605 697	147 616 187
212	LY Libyan Arab Jamahiriya	81 423 554	155 572 369	63 795 941	119 748 962
213	MA Morocco	53 438 461	107 602 900	20 372 687	114 086 743
214	TN Tunisia	3 326 280	12 431 034	2 692 407	18 156 263
215	DZ Algeria	120 254 007	342 590 101	109 876 701	307 983 987
216	SD Sudan	184 744	2 123 182	87 237	1 828 974
217	ER Eritrea	0	2 815	0	755 174
218	LS Lesotho	1	1	15	15
219	NA Namibia	332 110	3 667 939	81 016	2 014 781
221	ET Ethiopia	1 666 924	7 311 422	1 014 488	5 292 195
222	TZ Tanzania, United Republic Of	119 394	9 579 622	233 293	39 830 895
223	MG Madagascar	83 243	6 984 202	212 711	84 602 310
224	SO Somalia	0	129 552	0	595 003
225	KE Kenya	369 200	5 535 235	1 141 664	9 903 844
226	RE Reunion	538 145	6 368 469	96 646	1 331 145
227	MZ Mozambique	506 002	6 082 661	714 052	11 250 278
228	BW Botswana	0	117	0	1 996
229	GQ Equatorial Guinea	0	6	0	7 710
230	TG Togo	1 674 033	19 468 287	3 710 091	14 429 960
231	GH Ghana	668 420	5 960 833	1 714 447	10 563 794
232	LR Liberia	4 216 000	7 638 173	1 707 621	3 299 096
233	GN Guinea	0	588 853	0	584 072
234	AO Angola	468 179	471 708 310	1 937 310	390 300 981
235	CG Congo	167 861	1 316 884	177 946	998 279
236	CM Cameroon	303 226	5 386 256	207 726	9 562 299
237	NG Nigeria	397 927 313	2 081 592 412	329 424 277	1 837 251 743
238	SL Sierra Leone	1 440 033	5 375 632	250 819	1 993 572
239	GA Gabon	31 510	2 424 207	18 090	1 234 129
240	CI Cote D'ivoire	2 160 859	11 789 571	4 550 463	27 178 958
241	SN Senegal	134	5 509 515	3 117	2 357 635
242	MR Mauritania	0	5 213 335	0	2 321 698
243	ML Mali	2 221 451	7 050 219	4 066 364	15 080 754

**I.4. IMPOR MENURUT NEGARA ASAL / IMPORT BY COUNTRY OF ORIGIN**  
**\*\*\* AGUSTUS/AUGUST 2012 \*\*\***

Country Code	Negara Asal Country of origin	Berat bersih / Net weight (Kg)		Nilai / Value C.I.F ( U S \$ )	
		Bulan ini Current month	Kumulatif Cum. Jan. to date	Bulan ini Current month	Kumulatif Cum. Jan. to date
244	BJ Benin	986 000	6 246 410	570 328	11 443 236
245	BF Burkina Faso	592 458	6 197 498	1 137 394	13 878 549
247	GM Gambia	0	1 681 888	0	722 384
248	VI U.s. Virgin Islands	140 262	256 377	771 108	1 332 981
249	SC Seychelles	1 224	87 805	68 721	303 000
251	UG Uganda	177 124	8 573 760	420 758	19 110 066
252	CF Central African Republic	855 170	3 112 330	1 455 441	4 605 471
253	NE Niger	289	100 277	939	989 230
254	TD Chad	390 650	1 200 040	721 853	2 534 633
255	DJ Djibouti	0	1 118 460	0	902 276
256	SH Saint Helena	6 152	14 278	285 758	440 657
260	SZ Swaziland	52 935	314 790	346 856	4 067 815
261	ZA South Africa	34 204 657	451 797 412	37 702 613	461 352 869
262	ZW Zimbabwe	486 467	7 666 018	1 876 395	27 359 759
263	ZM Zambia	0	2 165 769	0	4 744 304
264	MW Malawi	542 299	1 370 459	1 123 832	3 118 414
265	KM Comoros	0	50 466	0	546 507
267	MU Mauritius	34 762	5 175 805	2 265 433	5 582 354
268	RW Rwanda	0	66	0	6 874
298	VG Virgin Islands (british)	182 932	621 100	197 407	2 542 182
311	AU Australia	758 195 426	5 943 772 365	399 251 592	3 328 659 328
312	NZ New Zealand	37 497 194	366 059 510	42 393 285	470 473 678
318	FM Micronesia, Federated States Of	0	1 693	0	5 283
319	GU Guam	0	6	0	662
321	NR Nauru	199	440	3 882	10 606
322	NC New Caledonia	110	91 047	2 473	219 699
324	MP Northern Mariana Islands	0	90	0	492
325	VC Saint Vincent And The Grenadines	0	261 030	0	116 281
326	VU Vanuatu	0	60 000	0	127 980
328	IO British Indian Ocean Territory	0	20 006	0	41 512
331	AS American Samoa	1 925	1 071 338	212 230	21 671 059
332	CK Cook Islands	2 337	3 745	14 996	36 574
333	FJ Fiji	449 581	1 585 626	235 911	943 758
335	MH Marshall Islands	1 346 000	6 554 001	16 800 000	21 500 010
336	WS Samoa	0	30 920	0	168 689
337	SB Solomon Islands	0	5 435 327	0	1 796 185
338	TO Tonga	0	2	0	34
339	TV Tuvalu	0	194	0	602 637
340	CX Christmas Islands	0	13 000 005	0	1 950 291
341	UM United States Minor Outlying Island	0	54	0	3 687
342	CC Cocos (keeling) Islands	0	61	0	4 946
343	TK Tokelau	0	387	0	21 228
391	TL East Timor	26 480	341 672	78 552	504 518
411	US United States	451 569 551	3 768 981 452	1 021 470 350	7 726 691 750
412	CA Canada	227 792 656	1 919 334 274	137 030 603	1 169 212 933
421	MX Mexico	5 871 016	54 169 631	47 671 584	340 055 206
422	GT Guatemala	131	243 348	4 681	870 525
423	HN Honduras	93 730	2 209 500	36 391	1 038 183
424	NI Nicaragua	538	65 669	30 466	1 289 699
425	PA Panama	16 943 163	91 960 723	156 686	149 162 627
426	CU Cuba	103	296 947	187 278	1 245 822
428	SR Suriname	860 570	4 348 880	378 651	1 827 827
431	CL Chile	6 590 036	237 636 103	7 746 033	166 811 575
432	VE Venezuela	1 331	56 087	74 161	349 786
433	AR Argentina	272 616 011	1 937 570 844	135 089 964	965 801 306
434	BR Brazil	94 338 943	1 374 027 447	150 511 604	1 043 935 773
435	CO Colombia	619 450	6 061 088	726 237	10 782 187
436	BO Bolivia	8	145 594	490	669 908
437	UY Uruguay	2 729 541	16 842 684	1 957 946	12 586 275
438	PY Paraguay	8 929 106	17 707 189	5 986 844	11 448 707
441	EC Ecuador	353 304	1 597 118	159 301	3 796 912
442	PE Peru	1 119 823	103 113 256	1 838 376	52 525 052
443	GY Guyana	357 120	2 664 863	164 275	1 243 635
444	TT Trinidad And Tobago	48 456 040	52 679 533	21 802 768	23 930 576
445	BS Bahamas	1	189 168	55	100 974
446	JM Jamaica	52 649	1 368 389	15 525	787 877
447	PR Puerto Rico	74 287	2 787 481	137 016	6 289 370
448	BZ Belize	0	334 647	0	865 641
449	DO Dominican Republic	64	4 449 667	5 912	2 858 193
450	SV El Salvador	1 440	1 350 309	22 320	1 181 753
451	CR Costa Rica	108 933	990 761	648 027	4 243 292
452	HT Haiti	1 429 266	8 760 378	656 276	3 968 679
453	BB Barbados	805 161	2 563 250	367 390	1 144 645
454	AG Antigua And Barbuda	405 555	5 698 790	186 562	1 519 517
455	AI Anguilla	397	1 197	5 951	20 406
456	AW Aruba	0	48 983 229	0	5 792 267

**I.4. IMPOR MENURUT NEGARA ASAL / IMPORT BY COUNTRY OF ORIGIN**  
**\*\*\* AGUSTUS/AUGUST 2012 \*\*\***

Country Code	Negara Asal Country of origin	Berat bersih / Net weight (Kg)		Nilai / Value C.I.F ( U S \$ )	
		Bulan ini Current month	Kumulatif Cum. Jan. to date	Bulan ini Current month	Kumulatif Cum. Jan. to date
457	BM Bermuda	0	19 862 425	0	21 417 048
458	CV Cape Verde	138	391	1 425	3 946
459	KY Cayman Islands	0	886	0	40 206
460	DM Dominica	521 970	522 024	246 495	248 596
461	FK Falkland Islands (malvinas)	0	1 348	0	35 351
463	PF French Polynesia	0	26 920	0	71 209
464	GL Greenland	89 145	655 355	539 340	2 978 342
465	GD Grenada	0	3	0	900
466	MQ Martinique	0	1 695	0	13 162
467	AN Netherlands Antilles	29 600	126 945	148 877	843 094
468	NF Norfolk Islands	13 200	85 200	84 480	515 406
469	LC Saint Lucia	0	240 160	0	129 228
470	SM San Marino	22	22	889	889
471	TC Turks And Caicos Islands	0	80	0	1 446
472	GP Guadeloupe	22	50 282	2 391	13 315
473	KN Saint Kitts And Nevis	0	8	0	2 174
511	GB United Kingdom	20 336 590	452 726 489	78 455 225	893 260 300
512	NL Netherlands	21 952 168	226 617 327	66 060 157	600 142 235
513	FR France	32 430 558	325 018 074	135 371 542	1 154 905 068
514	DE Germany, Fed. Rep. Of	86 740 135	573 488 196	333 218 905	2 553 986 049
515	AT Austria	5 222 082	32 134 359	24 360 836	226 934 960
516	BE Belgium	23 694 812	210 267 462	51 687 523	430 926 211
517	CH Switzerland	3 399 802	27 975 013	38 824 548	350 888 746
518	LU Luxembourg	374 623	3 010 524	1 420 515	5 586 733
520	MC Monaco	248	17 599	4 334	311 321
521	DK Denmark	1 588 464	32 956 604	13 023 667	106 544 132
522	NO Norway	12 885 042	151 341 211	19 090 343	174 875 191
523	SE Sweden	23 703 315	163 652 405	92 939 753	973 646 752
524	FI Finland	5 304 667	40 089 125	27 561 328	175 562 200
525	IE Ireland	5 057 649	26 664 497	10 982 749	79 491 295
526	IT Italy	26 753 136	279 514 013	135 753 782	958 313 211
527	ES Spain	13 497 332	81 217 696	41 904 401	293 294 027
528	PT Portugal	94 341	3 670 041	1 615 130	18 389 626
529	IS Iceland	10	1 022 404	295	807 390
531	GR Greece	4 848 710	116 372 470	2 440 468	97 751 120
532	VA Vatican City State (holy See)	0	5	0	100
533	AD Andorra	1	52	2	290
534	LI Liechtenstein	2 014	9 530	77 077	238 791
540	CD Democratic Republic Of The Congo	179 889	1 648 723	368 111	3 696 093
542	HU Hungary	145 626	2 809 919	13 011 125	118 113 803
543	PL Poland	2 871 833	25 619 086	11 350 427	79 060 190
544	RO Romania	105 059	1 952 544	1 078 366	53 371 315
545	BG Bulgaria	1 025 097	13 038 454	935 250	19 638 739
547	YU Yugoslavia	68	789	139	9 435
548	AL Albania	613	276 876	21 909	505 366
549	AM Armenia	0	1 851	0	25 784
550	AZ Azerbaijan	266 619 284	1 064 806 104	205 389 375	897 068 503
551	BY Belarus	34 335 556	114 693 937	17 395 549	70 995 935
552	KZ Kazakhstan	693 182	34 516 018	1 464 147	35 190 672
553	KG Kyrgyzstan	2 335	119 943	14 392	1 026 246
554	MD Moldova, Republic Of	4 125	10 179	73 668	275 355
555	TJ Tajikistan	0	3 628 492	0	7 624 315
556	TM Turkmenistan	217	496 650	8 432	921 977
557	UA Ukraine	141 834 436	976 236 232	86 101 970	549 979 796
558	UZ Uzbekistan	26	2 568	1 880	60 412
559	LT Lithuania	459 380	43 178 710	620 662	16 625 185
560	LV Latvia	125 134	1 615 130	264 406	4 703 013
561	EE Estonia	255 876	3 688 099	371 957	88 041 606
562	GE Georgia	109 890	3 640 978	331 907	4 954 942
563	HR Croatia	222 423	1 055 640	993 053	4 366 211
564	BA Bosnia And Herzegovina	54	286 401	2 240	545 295
565	MT Malta	85 015	762 714	115 382	1 069 085
566	SK Slovakia	66 344	1 151 313	366 041	5 632 662
567	SI Slovenia	197 240	1 272 854	1 009 634	9 973 709
568	CZ Czech Republic	1 121 769	20 870 412	7 118 344	55 962 091
569	GS South Georgia And The South Sa	71	2 078	706	5 680
570	MK Rep. Of Macedonia	736	59 956	8 403	563 624
571	FO Faeroe Islands	0	1	0	17
572	RU Russia Federation	296 349 388	2 733 888 196	188 898 852	1 843 496 086
<b>TOTAL IMPORT</b>		<b>10 127 266 344</b>	<b>89 351 971 494</b>	<b>13 813 875 810</b>	<b>126 617 525 264</b>

**I.5. IMPOR MENURUT PROPINSI DAN PELABUHAN BONGKAR**  
**IMPORT BY PROVINCE AND PORT OF IMPORTATION**  
**\*\*\* AGUSTUS/AUGUST 2012 \*\*\***

Kode	Pelabuhan Bongkar Port of Importation	Berat bersih / Net weight (Kg)		Nilai / Value C.I.F (U S \$)	
		Bulan ini Current month	Kumulatif Cum. Jan. to	Bulan ini Current month	Kumulatif Cum. Jan. to
	<b>ACEH</b>	<b>100 120</b>	<b>17 470 296</b>	<b>101 028</b>	<b>44 226 798</b>
101	IDSBG Aceh - Sabang	0	37 104	0	39 355
104	IDLSW Lhok Seumawe	0	4 600 000	0	2 668 000
108	IDMEQ Meulaboh	0	11 353 271	0	39 730 911
110	IDSIN Sinabang	0	402 400	0	234 317
113	IDSKL Singkel	120	120	3 028	3 028
118	IDKLS Kuala Langsa	100 000	1 077 401	98 000	1 551 187
	<b>SUMATERA UTARA</b>	<b>503 188 585</b>	<b>4 516 763 008</b>	<b>428 377 937</b>	<b>3 456 461 358</b>
143	IDTPR Tanjung Pura	0	25 090	0	219 687
144	IDBLW Belawan	442 977 026	4 018 906 842	340 678 589	3 168 402 524
145	IDTJB Tanjung Balai Asahan	2 732 348	29 045 016	1 427 460	16 649 648
166	IDMES Medan / Polonia (u)	75 015	846 008	63 100 581	81 749 634
167	IDMDN Medan (ptt)	0	3 183	0	19 508
169	IDKPN Kotapinang, Baru	0	123 779	0	976 306
170	IDKTJ Kuala Tanjung	57 404 196	467 813 090	23 171 307	188 444 051
	<b>SUMATERA BARAT</b>	<b>183 001 449</b>	<b>1 172 775 466</b>	<b>121 143 269</b>	<b>875 857 041</b>
191	IDTBY Padang/tl.bayur	182 760 068	1 172 529 918	103 678 648	857 087 364
192	IDPDG Padang / Tabing (u)	1 051	5 218	496 378	1 801 434
194	IDPAD Padang (ptt)	240 330	240 330	16 968 243	16 968 243
	<b>RIAU</b>	<b>289 345 696</b>	<b>2 181 648 784</b>	<b>204 651 630</b>	<b>1 507 646 490</b>
225	IDDUM Dumai	189 305 856	1 323 223 519	81 484 537	775 041 846
228	IDBLS Bengkalis	896 992	3 628 374	393 748	1 740 238
230	IDSPA Selat Panjang	19 234	316 429	13 081	365 016
231	IDSSI Siak Sri Indrapura	394 707	717 981	400 677	675 516
233	IDPEK Pekanbaru (rumbai)	357 282	11 830 975	341 653	26 362 378
235	IDSUQ Sungai Guntung	2 825 703	38 197 169	9 517 575	78 824 774
242	IDTEM Tembilahan	1 529 613	8 702 103	5 152 749	42 510 288
244	IDRGA Rengat	0	343 046	0	722 145
261	IDPKU Simpang Tiga (u)	3 188	10 260	39 999	14 274 160
264	ID264 Bagan Siapi-api(u)	0	2	0	58
273	IDPAK Pekanbaru	2 778 065	67 144 742	9 209 670	64 155 158
277	IDBUN Buatan	34 517 075	268 206 346	15 881 604	137 803 035
278	IDPWG Perawang, Sumatra	56 717 981	459 327 838	82 216 337	365 171 878
	<b>JAMBI</b>	<b>13 904 741</b>	<b>77 049 848</b>	<b>15 632 446</b>	<b>74 447 777</b>
291	IDKTK Kuala Tungkal	8 634 927	61 100 068	8 684 318	56 191 637
292	IDMSA Muara Sabak	4 930 506	12 029 076	6 462 498	11 212 319
293	IDDJM Jambi	339 308	3 920 704	485 630	7 043 821
	<b>SUMATERA SELATAN</b>	<b>38 050 550</b>	<b>319 445 320</b>	<b>36 134 675</b>	<b>334 530 941</b>
334	IDPLM Sm.badaruddin (u)	56	1 967	431	239 280
340	IDMRI Musi River/boom Baru	38 050 494	319 443 353	36 134 244	334 291 661
	<b>BENGGULU</b>	<b>1 334 180</b>	<b>33 033 756</b>	<b>1 098 720</b>	<b>32 452 725</b>
361	IDBKU Bengkulu	1 334 180	33 033 756	1 098 720	32 452 725
	<b>LAMPUNG</b>	<b>232 928 072</b>	<b>2 479 608 636</b>	<b>189 453 820</b>	<b>2 191 181 293</b>
364	IDKTA Kota Agung	96 593 499	1 244 684 701	63 551 097	1 176 078 867
395	IDPJG Panjang	136 334 573	1 234 923 935	125 902 723	1 015 102 426
	<b>BANGKA BELITUNG</b>	<b>8 200 312</b>	<b>55 089 448</b>	<b>3 610 509</b>	<b>60 569 726</b>
321	IDMUO Muntok	0	675 000	0	11 859 792
323	IDPGX Pangkal Balam	5 932 649	48 151 404	2 234 038	38 005 729
328	IDTPD Tanjung Pandan	0	2 999 098	0	8 684 385
339	IDBLJ Belinju	2 267 663	3 263 946	1 376 471	2 019 820
	<b>KEPULAUAN RIAU</b>	<b>570 886 241</b>	<b>4 591 676 909</b>	<b>1 046 383 254</b>	<b>8 856 843 754</b>
248	IDTBK Tg Balai Karimun	9 601 327	251 866 408	15 014 778	236 080 222
249	IDPSS Pulau Sambu	0	90 103 248	0	105 629 248
250	IDTAN Tanjung Uban	193 013 084	1 469 740 516	182 657 325	1 750 624 376
251	IDTPN Tanjung Pinang	622 133	9 650 933	1 220 177	8 712 846
252	IDTER Terempa	149 611	1 606 914	5 687 523	46 717 812
254	IDTBT Tanjung Batu, Riau	0	963 680	0	1 061 398
257	IDBPD Belakang Padang	0	7 010 424	0	19 181 287
258	IDBTU Batu Ampar	177 520 355	1 460 686 297	426 625 667	3 651 617 557
260	IDDAS Singkep - Dabo	0	184 500	0	297 201
262	IDTNJ Kijang (u)	0	20 814	0	76 711
263	IDPAS Pasir Panjang	40 636	40 636	242 258	242 258
265	IDSKP Sekupang	41 483 981	298 408 776	261 611 111	2 093 738 854
267	IDKAB Kabil/panau	148 350 533	1 000 401 402	113 351 893	545 369 622
271	IDBTH Hang Nadim (u)	104 581	992 361	39 972 522	397 494 362

**I.5. IMPOR MENURUT PROPINSI DAN PELABUHAN BONGKAR**  
**IMPORT BY PROVINCE AND PORT OF IMPORTATION**  
**\*\*\* AGUSTUS/AUGUST 2012 \*\*\***

Kode	Pelabuhan Bongkar Port of Importation	Berat bersih / Net weight (Kg)		Nilai / Value C.I.F (U S \$)	
		Bulan ini Current month	Kumulatif Cum. Jan. to	Bulan ini Current month	Kumulatif Cum. Jan. to
	<b>DKI JAKARTA</b>	<b>2 727 056 453</b>	<b>24 787 840 368</b>	<b>6 736 610 337</b>	<b>64 672 740 983</b>
431	IDTPP Tanjung Priok	2 706 359 287	24 513 893 018	5 614 494 549	54 192 901 474
432	IDKLB Kalibaru	12 022 208	179 553 182	15 207 925	133 517 538
433	IDJKT Jakarta / Pasar Ikan	470 102	6 404 602	2 510 079	25 678 143
434	IDCGK Sukarno Hatta (u)	8 072 611	87 161 423	1 094 716 526	10 127 426 143
436	IDHLP Hlm. Perdana Kusuma	132 245	828 143	9 681 258	193 217 685
	<b>JAWA BARAT</b>	<b>212 974 597</b>	<b>1 972 580 517</b>	<b>171 320 557</b>	<b>1 995 467 604</b>
463	IDCBN Cirebon/pengung	22 005 493	121 326 715	7 673 629	29 084 582
466	IDBDO Husein Sastranegara	76 832	548 003	835 459	9 001 818
467	IDBLG Balongan	145 618 799	1 205 647 402	119 147 050	1 269 166 056
468	IDBND Bandung(plt/gd Bage)	6 360	18 093	70 850	205 614
471	IDTLN Tanjung Leneng	45 267 113	645 040 304	43 593 569	688 009 534
	<b>JAWA TENGAH</b>	<b>869 768 717</b>	<b>9 113 533 634</b>	<b>856 759 269</b>	<b>9 387 689 873</b>
491	IDTEG Tegal	0	392	0	41 194
494	IDTES Tanjung Emas	282 979 801	2 576 806 886	356 355 915	3 517 482 201
495	IDCXP Cilacap	583 525 883	6 503 301 533	497 854 071	5 836 084 362
496	IDSRG Achmad Yani (u)	9 719	139 671	124 226	1 886 345
497	IDSMR Semarang (plt)	3 240 849	33 252 702	2 272 519	26 663 062
498	IDSOC Jebres/adi Sumarmo	12 465	32 450	152 538	5 532 709
	<b>D I YOGYAKARTA</b>	<b>1 159</b>	<b>148 370</b>	<b>71 299</b>	<b>706 152</b>
531	IDJOG Adi Sucipto (u)	1 145	14 312	69 420	695 948
532	IDJOK Yogyakarta (plt)	14	134 058	1 879	10 204
	<b>JAWA TIMUR</b>	<b>2 209 111 732</b>	<b>18 896 663 718</b>	<b>1 845 245 380</b>	<b>16 015 344 733</b>
561	IDTUB Tuban	452 834 432	3 305 237 511	413 723 028	3 261 988 354
562	IDGRE Gresik	360 080 846	3 110 690 120	159 855 066	1 474 453 775
563	IDTPE Tanjung Perak	1 360 667 152	11 718 874 488	1 211 288 858	10 646 251 734
564	IDPAZ Pasuruan	0	100 007 701	0	95 425 170
566	IDPRN Panarukan	12 171 218	30 365 877	8 479 121	30 432 112
567	IDBJU Banyuwangi	21 795 336	195 586 228	12 533 859	156 139 786
575	IDSAM Sampang	0	118 687	0	1 119 200
576	IDKLG Kaliangit	0	421 323 157	0	12 349 120
587	IDSUB Surabaya /juanda (u)	680 784	9 024 847	37 103 276	321 262 248
588	IDSUR Surabaya (plt)	881 964	5 435 102	2 262 172	15 923 234
	<b>BANTEN</b>	<b>1 116 306 911</b>	<b>10 210 056 758</b>	<b>789 210 897</b>	<b>6 788 917 750</b>
461	IDMRK Merak	492 877 209	4 946 999 645	478 503 642	4 335 901 210
473	IDCGD Cigading	623 429 702	5 263 057 113	310 707 255	2 453 016 540
	<b>B A L I</b>	<b>6 583 267</b>	<b>34 805 567</b>	<b>8 732 385</b>	<b>106 568 219</b>
613	IDBOA Benoa/Ioloan	6 295 203	31 683 394	813 405	24 127 059
620	IDDPS Ngurah Rai (u)	288 064	3 122 173	7 918 980	82 441 160
	<b>NUSA TENGGARA BARAT</b>	<b>11 291 359</b>	<b>81 819 550</b>	<b>28 285 507</b>	<b>194 060 211</b>
655	IDBMU Bima	9 619 230	59 343 979	25 296 175	175 723 376
660	IDLEM Lembar	165 755	2 138 445	1 919 807	6 735 848
663	IDBDS Badas Sumbawa	1 506 374	18 914 840	1 069 525	10 691 507
665	IDLKS Lombok	0	1 422 286	0	909 480
	<b>NUSA TENGGARA TIMUR</b>	<b>0</b>	<b>101 925 832</b>	<b>0</b>	<b>69 151 578</b>
681	IDKOE Kupang / El-tari (u)	0	117 953	0	14 453 486
683	IDMOF Maumere	0	2 899 820	0	2 220 306
685	IDWGP Waingapu	0	93 133 417	0	37 659 274
686	IDATA Atapupu	0	176 006	0	33 427
690	IDWKL Waikelo	0	999 922	0	775 499
693	IDTEN Tenau	0	3 098 754	0	12 869 317
695	IDKDD Kedindi/reo	0	1 499 960	0	1 140 269
	<b>KALIMATAN BARAT</b>	<b>31 250 083</b>	<b>246 136 290</b>	<b>57 295 809</b>	<b>320 518 066</b>
714	IDPON Pontianak	29 898 295	213 014 206	53 468 533	275 484 303
715	IDKTG Ketapang K. Barat	0	1 121 124	0	5 330 883
721	IDKDW Kendawangan	0	19 567 926	0	20 541 073
722	IDPNK Supadio (u)	0	4 334	0	1 354 956
723	IDTKA Telok Air	0	7 357 778	0	8 021 479
724	IDSTT Sintete	834 067	2 661 415	3 550 397	8 407 373
726	IDENT Entikong	517 721	2 409 507	276 879	1 377 999
	<b>KALIMANTAN TENGAH</b>	<b>2 181 577</b>	<b>25 342 641</b>	<b>6 826 758</b>	<b>90 247 075</b>
744	IDKUM Kumai	954 419	6 611 474	5 908 097	14 177 948
746	IDSMTQ Sampit	1 226 830	12 672 774	903 756	44 527 406
750	IDPPS Pulang Pisau	328	6 058 393	14 905	31 541 721

**I.5. IMPOR MENURUT PROPINSI DAN PELABUHAN BONGKAR**  
**IMPORT BY PROVINCE AND PORT OF IMPORTATION**  
**\*\*\* AGUSTUS/AUGUST 2012 \*\*\***

Kode	Pelabuhan Bongkar Port of Importation	Berat bersih / Net weight (Kg)		Nilai / Value C.I.F (U S \$)	
		Bulan ini Current month	Kumulatif Cum. Jan. to	Bulan ini Current month	Kumulatif Cum. Jan. to
<b>KALIMANTAN SELATAN</b>		<b>227 660 117</b>	<b>1 907 045 820</b>	<b>248 618 889</b>	<b>2 228 279 807</b>
771	IDBAN Banjarmasin	22 353 678	224 294 544	57 565 450	594 349 553
773	IDKTB Kotabaru	205 306 439	1 682 749 010	191 053 439	1 633 845 412
775	IDBLC Batu Licin	0	2 266	0	84 842
<b>KALIMANTAN TIMUR</b>		<b>571 516 948</b>	<b>4 467 647 534</b>	<b>651 826 000</b>	<b>5 178 464 414</b>
803	IDBPP Balikpapan	372 662 672	3 405 716 444	442 686 367	3 884 828 591
805	IDSRD Samarinda	21 428 866	251 575 573	30 787 251	356 276 399
806	IDTRD Tanjung Redep	3 001 400	30 795 022	37 784	1 289 040
807	IDTJS Tanjung Selor	21 550 000	114 013 100	144 703	883 049
808	IDLIN Lingkas Tarakan	14 166 000	97 373 086	3 265 530	35 054 576
809	IDNNX Nunukan	5 650 000	77 123 466	36 074	3 891 400
810	IDTGR Pasir/tanah Grogot	0	873 619	0	3 641 802
812	IDBYQ Bunyu	2 600 000	10 390 640	17 001	69 045
813	IDTSG Tanjung Sangata	130 149 982	469 501 914	155 361 086	702 447 051
814	IDBPN Sepinggian (u)	304 728	2 596 542	19 465 604	169 283 131
815	IDTRK Tarakan (u)	3 300	29 219	24 600	193 848
996	IDBEJ Berau	0	7 658 909	0	20 606 482
<b>SULAWESI UTARA</b>		<b>21 542 145</b>	<b>84 613 762</b>	<b>18 127 008</b>	<b>90 685 838</b>
835	IDBIT Bitung	21 542 145	84 613 762	18 127 008	90 685 838
<b>SULAWESI SELATAN</b>		<b>200 622 798</b>	<b>1 274 280 060</b>	<b>189 095 853</b>	<b>862 660 827</b>
892	IDPAP Pare-pare	37 266 846	123 677 052	91 083 207	101 367 422
893	IDUJU Ujungpandang	126 207 760	1 000 969 211	69 639 660	572 097 961
897	IDMLI Malili, Sulawesi	37 148 192	149 625 992	28 372 986	189 127 837
904	IDUPG Hasanuddin (u)	0	7 805	0	67 607
<b>SULAWESI TENGGARA</b>		<b>18 986 591</b>	<b>183 263 081</b>	<b>18 655 283</b>	<b>213 872 137</b>
921	IDBUW Bau-bau	18 986 591	163 306 634	18 655 283	177 191 250
922	IDKDR Kendari	0	1 294 186	0	4 754 619
923	IDKOL Kolaka	0	11 806	0	36 227
925	IDPUM Pomalaa	0	18 650 455	0	31 890 041
<b>GORONTALO</b>		<b>0</b>	<b>5 394 761</b>	<b>0</b>	<b>18 955 565</b>
841	IDGOR Gorontalo	0	5 394 761	0	18 955 565
<b>MALUKU</b>		<b>21 755 935</b>	<b>224 274 791</b>	<b>21 619 350</b>	<b>238 269 214</b>
946	IDAMB Ambon	21 740 773	221 713 942	21 558 315	236 396 637
949	IDLUV Tual	15 162	2 560 789	61 035	1 871 484
952	IDABN Ambon (ptt)	0	60	0	1 093
<b>MALUKU UTARA</b>		<b>0</b>	<b>5 103 380</b>	<b>0</b>	<b>9 148 702</b>
941	IDTOB Tobelo	0	999 922	0	734 442
942	IDTTE Ternate	0	4 103 458	0	8 414 260
<b>PAPUA BARAT</b>		<b>0</b>	<b>9 882 155</b>	<b>0</b>	<b>11 347 377</b>
971	IDSOR Sorong	0	9 879 354	0	11 334 783
977	IDKNG Kaimana	0	2 801	0	12 594
<b>PAPUA</b>		<b>37 716 009</b>	<b>275 051 434</b>	<b>118 987 941</b>	<b>690 211 236</b>
979	IDMKQ Merauke	42 063	1 678 153	4 449	2 291 425
980	IDTIM Amamapare	37 673 946	273 368 151	118 983 492	687 831 366
983	IDDJJ Jayapura / Sentani	0	480	0	71 200
989	IDKMM Kimam, Irian Jaya	0	4 650	0	17 245
<b>TOTAL IMPORT</b>		<b>10 127 266 344</b>	<b>89 351 971 494</b>	<b>13 813 875 810</b>	<b>126 617 525 264</b>

**I.6 IMPOR KOMODITI MENURUT NEGARA ASAL / IMPORT BY COUNTRY OF ORIGIN  
DAN LIMA GOLONGAN BARANG (SITC) UTAMA / AND FIVE MAJOR SITC COMMODITY GROUP  
\*\* AGUSTUS / AUGUST 2012 \*\***

Negara Asal/SITC/Uraian Golongan Barang <i>Country of Origin/SITC/group Description</i>	Berat Bersih / <i>Net Weight (Kg)</i>		Nilai CIF / <i>CIF Value (US\$)</i>	
	Bulan ini <i>Current month</i>	Kumulatif <i>Cum. Jan to date</i>	Bulan ini <i>Current month</i>	Kumulatif <i>Cum. Jan to date</i>
<b>JAPAN</b>				
782 Motor Vehicle For The Transportation Of Goods	17 583 816	154 807 106	200 353 165	1 841 715 591
723 Civil Engineering And Contractor Plants And Equipments/parts	11 150 053	143 525 439	80 169 575	1 075 429 431
784 Parts And Accessories Of The Motor Vehicles	6 587 712	56 071 245	91 640 836	804 799 980
673 Flat Rolled Products, Not Clad	64 358 063	756 975 929	63 805 207	725 364 464
713 Internal Combustion Piston Engines And Parts	4 828 561	46 164 381	74 054 059	703 311 616
LAINNYA	204 023 407	1 872 023 687	1 041 530 289	10 368 978 017
<b>SUB TOTAL</b>	<b>308 531 612</b>	<b>3 029 567 787</b>	<b>1 551 553 131</b>	<b>15 519 599 099</b>
<b>HONG KONG</b>				
655 Knitted Or Crocheted Fabrics	2 166 324	19 089 694	17 541 725	155 404 097
764 Telecommunication Equipments And Parts	428 653	4 133 304	12 748 552	127 531 680
652 Cotton Fabrics, Woven	1 452 285	11 983 097	13 005 010	115 230 678
772 Electrical Apparatus For Making And Breaking Electrical Circuits	168 121	2 216 971	8 144 391	65 463 171
776 Thermionic, Cold Cathode, And Photo Cathode Valves/tubes	94 032	742 127	8 089 965	60 459 682
LAINNYA	11 535 446	104 957 168	80 881 553	745 989 461
<b>SUB TOTAL</b>	<b>15 844 861</b>	<b>143 122 361</b>	<b>140 411 196</b>	<b>1 270 078 769</b>
<b>KOREA, DEM. PEOPLE'S REP.</b>				
511 Hydrocarbon And Their Halogenated, Nitrated Derivatives	0	17 971 155	0	22 070 515
335 Residual Petroleum Products, And Related Materials	0	4 680 428	0	5 679 319
334 Petroleum Products, Refined	0	3 461 008	0	3 976 946
641 Papers And Paperboards	0	994 826	0	886 864
516 Other Organic Chemicals	0	400 882	0	736 953
LAINNYA	116	375 770	8 547	894 667
<b>SUB TOTAL</b>	<b>116</b>	<b>27 884 069</b>	<b>8 547</b>	<b>34 245 264</b>
<b>KOREA, REPUBLIC OF</b>				
334 Petroleum Products, Refined	244 851 497	1 754 435 906	233 091 270	1 756 575 365
673 Flat Rolled Products, Not Clad	41 236 375	743 260 716	32 057 665	542 287 692
333 Petroleum Oil, Crude	0	473 220 474	0	406 738 316
655 Knitted Or Crocheted Fabrics	2 579 202	33 142 512	24 969 077	312 119 674
232 Synthetic Rubber Latex, Synthetic/reclaimed Rubber	10 957 443	85 807 759	28 734 639	264 511 948
LAINNYA	148 015 348	1 880 481 114	418 570 764	4 354 668 645
<b>SUB TOTAL</b>	<b>447 639 865</b>	<b>4 970 348 481</b>	<b>737 423 415</b>	<b>7 636 901 640</b>
<b>TAIWAN</b>				
334 Petroleum Products, Refined	3 661 503	269 916 485	5 600 196	287 561 782
764 Telecommunication Equipments And Parts	720 530	4 750 563	34 851 429	229 062 479
673 Flat Rolled Products, Not Clad	21 040 473	283 920 658	17 326 380	220 751 263
655 Knitted Or Crocheted Fabrics	1 349 146	12 956 952	12 116 785	121 197 402
653 Fabrics, Woven, Of Man-made Fibres	713 523	9 811 367	7 741 666	110 953 695
LAINNYA	114 383 431	971 074 641	187 680 277	2 044 859 685
<b>SUB TOTAL</b>	<b>141 868 606</b>	<b>1 552 430 666</b>	<b>265 316 733</b>	<b>3 014 386 306</b>
<b>CHINA</b>				
764 Telecommunication Equipments And Parts	6 287 604	65 301 784	226 713 552	2 091 212 324
752 Automatic Data Processing Machines And Their Units	2 223 743	22 238 348	127 522 244	1 222 513 910
778 Electrical Machinery And Apparatus	5 501 850	72 868 912	39 796 906	500 549 071
562 Fertilizers, Manufactured	118 702 055	985 860 532	45 537 072	443 089 991
679 Tubes, Pipes, Hollow Profile, Pipe Fitting Of Iron/steel	33 238 112	337 295 556	44 953 481	412 455 555
LAINNYA	708 324 324	7 852 579 505	1 372 731 328	14 738 175 350
<b>SUB TOTAL</b>	<b>874 277 688</b>	<b>9 336 144 637</b>	<b>1 857 254 583</b>	<b>19 407 996 201</b>
<b>MONGOLIA</b>				
655 Knitted Or Crocheted Fabrics	0	2 878	0	31 927
851 Footwears	0	53	0	2 010
752 Automatic Data Processing Machines And Their Units	4	18	169	773
694 Nails, Screws, Nuts, Bolts, Rivets Of Iron/steel Or Copper	0	1	0	275
269 Old Clothing And Other Old Textile Articles; Rags	0	34	0	101
LAINNYA	0	15	0	100
<b>SUB TOTAL</b>	<b>4</b>	<b>2 999</b>	<b>169</b>	<b>35 186</b>
<b>MACAU</b>				
851 Footwears	2 931	48 653	36 414	584 829
652 Cotton Fabrics, Woven	0	49 197	0	521 088
655 Knitted Or Crocheted Fabrics	36 873	51 246	277 175	388 078
611 Leathers	0	5 975	0	117 479



**I.6 IMPOR KOMODITI MENURUT NEGARA ASAL / IMPORT BY COUNTRY OF ORIGIN  
DAN LIMA GOLONGAN BARANG (SITC) UTAMA / AND FIVE MAJOR SITC COMMODITY GROUP  
\*\* AGUSTUS / AUGUST 2012 \*\***

Negara Asal/SITC/Uraian Golongan Barang <i>Country of Origin/SITC/group Description</i>	Berat Bersih / <i>Net Weight (Kg)</i>		Nilai CIF / <i>CIF Value (US\$)</i>	
	Bulan ini <i>Current month</i>	Kumulatif <i>Cum. Jan to date</i>	Bulan ini <i>Current month</i>	Kumulatif <i>Cum. Jan to date</i>
651 Textile Yarns	7 826	10 867	57 598	79 712
LAINNYA	11 806	23 162	291 466	470 151
<b>SUB TOTAL</b>	<b>59 436</b>	<b>189 100</b>	<b>662 653</b>	<b>2 161 337</b>
<b>PAPUA NEW GUINEA</b>				
072 Cocoa	735 000	3 165 000	1 805 623	7 679 585
034 Fish, Fresh, Chilled Or Frozen	0	2 660 000	0	5 938 750
292 Crude Vegetable Materials	64 611	1 074 659	629 043	4 783 701
282 Waste And Scrap Metal Of Iron/steel	21 330	5 219 181	9 279	2 204 911
723 Civil Engineering And Contractor Plants And Equipments/parts	1 411 000	1 417 239	1 493 264	1 517 561
LAINNYA	132 641	6 456 078	175 864	3 033 162
<b>SUB TOTAL</b>	<b>2 364 582</b>	<b>19 992 157</b>	<b>4 113 073</b>	<b>25 157 670</b>
<b>THAILAND</b>				
781 Passengger Motor Cars	10 098 513	79 568 230	115 254 058	934 872 673
061 Sugar, Molasses, And Honey	56 321 260	1 349 164 041	30 976 142	816 355 655
784 Parts And Accessories Of The Motor Vehicles	6 505 817	69 886 860	64 448 066	644 627 945
713 Internal Combustion Piston Engines And Parts	3 050 317	26 327 869	42 403 714	373 749 494
723 Civil Engineering And Contractor Plants And Equipments/parts	6 831 490	73 137 443	30 734 524	331 187 945
LAINNYA	510 484 494	4 366 704 244	522 302 519	4 635 754 362
<b>SUB TOTAL</b>	<b>593 291 891</b>	<b>5 964 788 687</b>	<b>806 119 023</b>	<b>7 736 548 074</b>
<b>SINGAPORE</b>				
334 Petroleum Products, Refined	1 482 591 375	9 857 081 315	1 406 150 777	10 430 324 647
776 Thermionic, Cold Cathode, And Photo Cathode Valves/tubes	600 647	4 958 437	51 940 897	506 402 828
772 Electrical Apparatus For Making And Breaking Electrical Circuits	1 294 119	11 356 829	45 656 549	396 954 085
511 Hydrocarbon And Their Halogenated, Nitrated Derivatives	39 904 043	272 779 538	54 123 975	368 553 258
793 Ships, Boats, And Floating Structures	22 310 309	302 885 974	47 306 888	346 105 051
LAINNYA	261 478 012	2 738 152 213	646 310 042	5 768 002 638
<b>SUB TOTAL</b>	<b>1 808 178 505</b>	<b>13 187 214 306</b>	<b>2 251 489 128</b>	<b>17 816 342 507</b>
<b>PHILIPPINES</b>				
793 Ships, Boats, And Floating Structures	2 564 000	8 047 000	4 940 001	71 313 338
784 Parts And Accessories Of The Motor Vehicles	395 294	3 856 643	4 906 279	46 004 479
776 Thermionic, Cold Cathode, And Photo Cathode Valves/tubes	24 161	164 254	4 676 901	41 546 157
022 Milk,cream, And Milk Products Other Than Butter Or Cheese	533 248	3 493 979	3 536 183	23 022 686
593 Explosive And Pyrotechnic Products	29 969	919 604	403 359	21 167 358
LAINNYA	7 844 861	114 603 725	29 963 541	323 094 656
<b>SUB TOTAL</b>	<b>11 391 533</b>	<b>131 085 205</b>	<b>48 426 264</b>	<b>526 148 674</b>
<b>MALAYSIA</b>				
334 Petroleum Products, Refined	322 317 766	2 589 828 310	300 839 043	2 542 924 988
333 Petroleum Oil, Crude	127 934 705	393 572 486	100 008 680	352 751 370
511 Hydrocarbon And Their Halogenated, Nitrated Derivatives	18 021 472	151 528 971	19 755 775	181 498 982
575 Other Plastics In Primary Forms	8 242 685	105 414 295	12 872 205	162 328 078
512 Alcohols,phenols,phenol-alcohols And Their Halogenated	19 126 661	167 941 197	14 430 971	139 104 905
LAINNYA	332 737 575	3 255 325 334	371 275 333	3 964 408 939
<b>SUB TOTAL</b>	<b>828 380 864</b>	<b>6 663 610 593</b>	<b>819 182 007</b>	<b>7 343 017 262</b>
<b>MYANMAR</b>				
054 Vegetables, Fresh, Chilled, Frozen Or Simply Preserved	3 019 069	41 385 935	2 736 281	32 303 718
121 Tobacco, Unmanufactured And Refused	0	1 897 500	0	6 819 384
057 Fruit And Nut; Fresh Or Dried	0	5 896 052	0	3 710 491
042 Rice	0	8 344 610	0	3 489 913
592 Starches, Inulin, And Wheat Glutenal Buminoidal Substances; Glues	300 000	4 500 000	127 500	1 848 875
LAINNYA	390	5 316 973	51 313	3 654 431
<b>SUB TOTAL</b>	<b>3 319 459</b>	<b>67 341 070</b>	<b>2 915 094</b>	<b>51 826 812</b>
<b>CAMBODIA</b>				
851 Footwears	4 143	56 738	83 272	1 180 502
845 Articles Of Apparel	4 590	25 246	143 380	1 045 541
121 Tobacco, Unmanufactured And Refused	476 295	916 336	285 777	798 704
841 Men's Coats/jackets, Not Knitted	1 836	19 715	44 298	702 605
893 Article Of Plastics	18 024	87 609	75 015	360 389
LAINNYA	20 696	549 931	193 217	1 744 391
<b>SUB TOTAL</b>	<b>525 584</b>	<b>1 655 575</b>	<b>824 959</b>	<b>5 832 132</b>

**I.6 IMPOR KOMODITI MENURUT NEGARA ASAL / IMPORT BY COUNTRY OF ORIGIN  
DAN LIMA GOLONGAN BARANG (SITC) UTAMA / AND FIVE MAJOR SITC COMMODITY GROUP  
\*\* AGUSTUS / AUGUST 2012 \*\***

Negara Asal/SITC/Uraian Golongan Barang <i>Country of Origin/SITC/group Description</i>	Berat Bersih / <i>Net Weight (Kg)</i>		Nilai CIF / <i>CIF Value (US\$)</i>	
	Bulan ini <i>Current month</i>	Kumulatif <i>Cum. Jan to date</i>	Bulan ini <i>Current month</i>	Kumulatif <i>Cum. Jan to date</i>
<b>BRUNEI DARUSSALAM</b>				
333 Petroleum Oil, Crude	0	400 010 266	0	340 831 170
512 Alcohols,phenols,phenol-alcohols And Their Halogenated	3 001 460	12 250 810	1 144 290	4 841 030
282 Waste And Scrap Metal Of Iron/steel	0	5 013 611	0	2 259 145
786 Trailers And Other Vehicles, Not Motorized	0	148 500	0	492 300
288 Non-ferrous Base Metal Waste And Scraps	0	60 820	0	453 454
LAINNYA	212	345 193	18 882	346 402
<b>SUB TOTAL</b>	<b>3 001 672</b>	<b>417 829 200</b>	<b>1 163 172</b>	<b>349 223 501</b>
<b>LAO PEOPLE'S DEM. REP.</b>				
121 Tobacco, Unmanufactured And Refused	0	668 250	0	2 445 617
843 Men's Coats/jackets, Knitted	0	5 374	0	256 040
071 Coffee And Coffee Substitutes	0	57 600	0	124 614
845 Articles Of Apparel	0	1 921	0	90 816
282 Waste And Scrap Metal Of Iron/steel	0	141 920	0	35 480
LAINNYA	39	4 505	1 547	73 523
<b>SUB TOTAL</b>	<b>39</b>	<b>879 570</b>	<b>1 547</b>	<b>3 026 090</b>
<b>NEPAL</b>				
659 Floor Coverings	0	154	0	18 857
772 Electrical Apparatus For Making And Breaking Electrical Circuits	0	127	0	3 849
898 Musical Instrument And Parts/accessories	0	363	0	1 955
582 Plates, Sheets, And Film Of Plastics	0	11	0	1 399
884 Optical Goods	0	691	0	1 036
LAINNYA	86	193	447	1 772
<b>SUB TOTAL</b>	<b>86</b>	<b>1 539</b>	<b>447</b>	<b>28 868</b>
<b>BHUTAN</b>				
679 Tubes, Pipes, Hollow Profile, Pipe Fitting Of Iron/steel	0	35	0	1 160
LAINNYA	0	0	0	0
<b>SUB TOTAL</b>	<b>0</b>	<b>35</b>	<b>0</b>	<b>1 160</b>
<b>VIET NAM</b>				
042 Rice	15 875 000	506 886 943	7 603 985	291 637 018
764 Telecommunication Equipments And Parts	148 331	1 472 115	27 332 911	230 551 294
674 Flat Rolled Products, Clad Or Plated	4 466 214	105 389 978	4 382 340	103 935 671
071 Coffee And Coffee Substitutes	391 369	43 094 310	916 442	89 177 349
752 Automatic Data Processing Machines And Their Units	50 595	979 952	8 284 567	73 965 123
LAINNYA	215 919 027	1 479 293 093	73 454 544	877 986 577
<b>SUB TOTAL</b>	<b>236 850 536</b>	<b>2 137 116 391</b>	<b>121 974 789</b>	<b>1 667 253 032</b>
<b>MALDIVES</b>				
743 Pumps, Compressors, Fans, Blowers, Centrifuges, And Parts	0	1 104	0	19 724
057 Fruit And Nut; Fresh Or Dried	0	17 000	0	17 085
663 Mineral Manufactures	0	12	0	400
764 Telecommunication Equipments And Parts	0	1	0	294
655 Knitted Or Crocheted Fabrics	0	13	0	182
LAINNYA	0	0	0	0
<b>SUB TOTAL</b>	<b>0</b>	<b>18 130</b>	<b>0</b>	<b>37 685</b>
<b>INDIA</b>				
511 Hydrocarbon And Their Halogenated, Nitrated Derivatives	17 911 983	227 131 996	26 638 111	354 161 982
782 Motor Vehicle For The Transportation Of Goods	2 202 249	17 759 038	29 914 564	233 619 492
044 Maize, Unmilled	88 792 740	800 808 923	23 186 792	219 859 437
764 Telecommunication Equipments And Parts	117 404	1 285 512	21 514 801	210 192 390
334 Petroleum Products, Refined	25 362 558	163 088 041	25 011 246	182 802 844
LAINNYA	105 167 852	1 980 266 414	171 120 817	1 841 775 253
<b>SUB TOTAL</b>	<b>239 554 786</b>	<b>3 190 339 924</b>	<b>297 386 331</b>	<b>3 042 411 398</b>
<b>PAKISTAN</b>				
263 Cotton	154 221	32 069 907	266 900	56 230 699
042 Rice	12 000	58 184 000	17 700	23 115 740
288 Non-ferrous Base Metal Waste And Scraps	524 314	2 510 190	3 691 947	18 293 497
652 Cotton Fabrics, Woven	83 360	1 773 493	557 066	12 543 838
057 Fruit And Nut; Fresh Or Dried	0	10 355 368	0	7 035 868
LAINNYA	5 972 976	25 515 328	3 405 050	31 444 069
<b>SUB TOTAL</b>	<b>6 746 871</b>	<b>130 408 286</b>	<b>7 938 663</b>	<b>148 663 711</b>

**I.6 IMPOR KOMODITI MENURUT NEGARA ASAL / IMPORT BY COUNTRY OF ORIGIN  
DAN LIMA GOLONGAN BARANG (SITC) UTAMA / AND FIVE MAJOR SITC COMMODITY GROUP  
\*\* AGUSTUS / AUGUST 2012 \*\***

Negara Asal/SITC/Uraian Golongan Barang <i>Country of Origin/SITC/group Description</i>	Berat Bersih / <i>Net Weight (Kg)</i>		Nilai CIF / <i>CIF Value (US\$)</i>	
	Bulan ini <i>Current month</i>	Kumulatif <i>Cum. Jan to date</i>	Bulan ini <i>Current month</i>	Kumulatif <i>Cum. Jan to date</i>
<b>BANGLADESH</b>				
658 Made-up Articles, Wholly/chiefly Of Textile Materials	1 517 295	8 177 963	1 324 880	7 144 456
651 Textile Yarns	918 000	5 691 214	945 680	5 872 386
845 Articles Of Apparel	7 064	73 327	307 167	2 735 053
673 Flat Rolled Products, Not Clad	0	3 238 915	0	2 495 911
841 Men's Coats/jackets, Not Knitted	4 751	40 884	139 042	1 578 999
LAINNYA	428 801	4 338 533	1 260 041	7 739 922
<b>SUB TOTAL</b>	<b>2 875 911</b>	<b>21 560 836</b>	<b>3 976 810</b>	<b>27 566 727</b>
<b>SRI LANKA</b>				
046 Meal And Flour Of Wheat And Flour Of Meslin	7 948 000	125 416 600	3 428 256	58 785 568
074 Tea And Mate	44 954	236 394	152 016	1 380 163
121 Tobacco, Unmanufactured And Refused	20 891	55 710	208 673	1 089 085
845 Articles Of Apparel	2 448	23 139	106 843	1 015 988
625 Rubber Tyre,tyre Cases,tyre Treads,inner Tubes, And Tyre Flaps	21 064	237 744	71 026	788 371
LAINNYA	73 606	2 763 125	365 663	5 836 675
<b>SUB TOTAL</b>	<b>8 110 963</b>	<b>128 732 712</b>	<b>4 332 477</b>	<b>68 895 850</b>
<b>AFGHANISTAN</b>				
742 Pumps For Liquid And Parts	0	2 433	0	44 794
723 Civil Engineering And Contractor Plants And Equipments/parts	347	347	4 824	4 824
057 Fruit And Nut; Fresh Or Dried	1 167	1 167	2 072	2 072
716 Rotating Electric Plants And Parts	0	18	0	309
699 Manufactures Of Base Metals	4	4	56	56
LAINNYA	1	1	2	2
<b>SUB TOTAL</b>	<b>1 519</b>	<b>3 970</b>	<b>6 954</b>	<b>52 057</b>
<b>INDONESIA</b>				
851 Footwears	98 094	1 158 242	1 061 553	12 570 214
778 Electrical Machinery And Apparatus	70 540	704 306	1 184 676	10 451 675
673 Flat Rolled Products, Not Clad	17 907	10 557 400	19 591	8 919 623
772 Electrical Apparatus For Making And Breaking Electrical Circuits	15 202	317 510	512 310	7 618 634
231 Natural Rubber Latex;natural Rubber And Similar Natural Gums	0	916 440	0	3 488 822
LAINNYA	1 540 520	13 535 387	7 139 104	58 106 343
<b>SUB TOTAL</b>	<b>1 742 263</b>	<b>27 189 285</b>	<b>9 917 234</b>	<b>101 155 311</b>
<b>IRAQ</b>				
057 Fruit And Nut; Fresh Or Dried	0	48 290	0	27 767
694 Nails, Screws, Nuts, Bolts, Rivets Of Iron/steel Or Copper	4	4	5 668	5 668
728 Other Machines And Equipment Specialized For Particular Industry	0	18	0	2 737
684 Alumunium	12	12	2 180	2 180
848 Articles Of Apparel And Clothing Accessories Of Other Than Textile Fab	0	22	0	1 174
LAINNYA	0	5	0	1 067
<b>SUB TOTAL</b>	<b>16</b>	<b>48 351</b>	<b>7 848</b>	<b>40 593</b>
<b>IRAN (ISLAMIC REPUBLIC OF)</b>				
342 Liquefied Propane And Butane	44 493 390	565 195 938	35 274 358	519 461 986
522 Inorganic Chemical Elements, Oxides And Halogen Salts	79 716 720	211 564 429	23 732 571	73 957 477
511 Hydrocarbon And Their Halogenated, Nitrated Derivatives	0	29 987 778	0	37 186 807
334 Petroleum Products, Refined	0	21 122 841	0	31 368 217
562 Fertilizers, Manufactured	0	28 063 200	0	17 185 100
LAINNYA	2 282 141	63 151 617	1 372 745	29 183 835
<b>SUB TOTAL</b>	<b>126 492 251</b>	<b>919 085 803</b>	<b>60 379 674</b>	<b>708 343 422</b>
<b>SAUDI ARABIA</b>				
333 Petroleum Oil, Crude	230 561 940	2 669 762 629	205 699 744	2 275 612 992
511 Hydrocarbon And Their Halogenated, Nitrated Derivatives	41 444 642	264 494 038	45 962 122	317 668 558
342 Liquefied Propane And Butane	43 980 240	261 240 195	29 278 341	249 686 694
334 Petroleum Products, Refined	239	220 627 001	1 421	232 262 264
512 Alcohols,phenols,phenol-alcohols And Their Halogenated	15 826 363	118 765 929	12 468 500	124 598 268
LAINNYA	20 629 645	281 127 885	20 369 487	238 876 349
<b>SUB TOTAL</b>	<b>352 443 069</b>	<b>3 816 017 677</b>	<b>313 779 615</b>	<b>3 438 705 125</b>
<b>ISRAEL</b>				
695 Tools For Used In The Hand Or In Machines	326	9 510	117 457	1 948 657
515 Organo-inorganic And Heterocyclic Compounds	271	1 977	263 169	1 606 403
726 Printing/book Binding Machinery And Parts	79	25 539	5 336	1 110 642
745 Other Non-electical Machinery, Tools, And Mechanical Apparatus	70 613	191 882	248 159	740 478

**I.6 IMPOR KOMODITI MENURUT NEGARA ASAL / IMPORT BY COUNTRY OF ORIGIN  
DAN LIMA GOLONGAN BARANG (SITC) UTAMA / AND FIVE MAJOR SITC COMMODITY GROUP  
\*\* AGUSTUS / AUGUST 2012 \*\***

Negara Asal/SITC/Uraian Golongan Barang <i>Country of Origin/SITC/group Description</i>	Berat Bersih / <i>Net Weight (Kg)</i>		Nilai CIF / <i>CIF Value (US\$)</i>	
	Bulan ini <i>Current month</i>	Kumulatif <i>Cum. Jan to date</i>	Bulan ini <i>Current month</i>	Kumulatif <i>Cum. Jan to date</i>
772 Electrical Apparatus For Making And Breaking Electrical Circuits	1	2 068	160	303 773
LAINNYA	41 299	1 254 184	195 954	2 881 600
SUB TOTAL	112 589	1 485 160	830 235	8 591 553
<b>KUWAIT</b>				
334 Petroleum Products, Refined	81 898 000	1 381 977 498	67 603 690	1 325 230 015
342 Liquefied Propane And Butane	0	142 999 929	0	150 822 215
511 Hydrocarbon And Their Halogenated, Nitrated Derivatives	19 913 000	99 137 066	26 959 132	148 280 877
571 Polymers Of Ethylene In Primary Forms	2 480 600	32 297 253	2 641 310	35 754 852
335 Residual Petroleum Products, And Related Materials	0	43 196 000	0	19 167 632
LAINNYA	965 513	42 521 035	391 227	24 295 288
SUB TOTAL	105 257 113	1 742 128 781	97 595 359	1 703 550 879
<b>JORDAN</b>				
562 Fertilizers, Manufactured	13 344 960	207 450 220	6 939 573	105 816 084
272 Fertilizers, Crude	0	457 387 000	0	78 957 421
522 Inorganic Chemical Elements, Oxides And Halogen Salts	18 168 577	89 084 123	9 436 941	71 928 222
251 Pulp And Waste Paper	287 950	4 248 777	70 941	1 042 734
591 Disinfectants, Insecticides, And Fungicides Put In Forms	0	43 559	0	421 603
LAINNYA	481 233	532 229	154 096	367 704
SUB TOTAL	32 282 720	758 745 908	16 601 551	258 533 768
<b>PEOP. DEM. REP. OF YEMEN</b>				
582 Plates, Sheets, And Film Of Plastics	0	762	0	1 540
LAINNYA	0	0	0	0
SUB TOTAL	0	762	0	1 540
<b>LEBANON</b>				
288 Non-ferrous Base Metal Waste And Scraps	87 460	197 290	606 939	1 378 010
892 Printed Matter	0	276 292	0	443 284
685 Lead	0	75 000	0	144 000
121 Tobacco, Unmanufactured And Refused	0	52 886	0	95 438
073 Chocolate And Other Food Preparations Containing Cocoa	0	1 083	0	23 605
LAINNYA	0	3 404	0	30 374
SUB TOTAL	87 460	605 955	606 939	2 114 711
<b>PALESTINA</b>				
891 Arms And Ammunitions	0	1 619	0	726 876
057 Fruit And Nut; Fresh Or Dried	0	19 998	0	191 257
222 Oil Seeds Use For Extraction Ofsoft Fixed Vegetable Oils	0	480	0	71 200
724 Textile/leather Machinery And Parts	0	21	0	213
LAINNYA	0	0	0	0
SUB TOTAL	0	22 118	0	989 546
<b>YEMEN</b>				
034 Fish, Fresh, Chilled Or Frozen	0	646 800	0	443 310
211 Hides And Skins, Raw	8 000	24 830	122 633	355 833
251 Pulp And Waste Paper	400 010	1 374 650	94 802	327 832
611 Leathers	0	10 170	0	121 850
792 Aircraft And Associated Equipments And Parts	17	358	6 500	95 500
LAINNYA	46 740	47 286	28 044	30 393
SUB TOTAL	454 767	2 104 094	251 979	1 374 718
<b>OMAN</b>				
684 Alumunium	4 707 879	42 764 439	9 454 884	92 934 156
511 Hydrocarbon And Their Halogenated, Nitrated Derivatives	9 757 743	29 281 909	11 894 701	41 625 587
512 Alcohols,phenols,phenol-alcohols And Their Halogenated	0	14 239 524	0	5 599 137
575 Other Plastics In Primary Forms	495 000	2 277 000	658 350	3 211 560
671 Pig Iron,spiegeleisen,sponge Iron, And Ferro-alloys	0	4 067 650	0	1 816 606
LAINNYA	605 358	4 465 483	183 354	1 914 017
SUB TOTAL	15 565 980	97 096 005	22 191 289	147 101 063
<b>SYRIA ARAB REPUBLIC</b>				
611 Leathers	0	133 125	0	1 169 270
211 Hides And Skins, Raw	0	22 000	0	254 341
592 Starches, Inulin, And Wheat Glutenal Buminoial Substances; Glues	0	7 800	0	47 160
583 Monofilament And Rod Of Plastics	0	5 400	0	28 220

**I.6 IMPOR KOMODITI MENURUT NEGARA ASAL / IMPORT BY COUNTRY OF ORIGIN  
DAN LIMA GOLONGAN BARANG (SITC) UTAMA / AND FIVE MAJOR SITC COMMODITY GROUP  
\*\* AGUSTUS / AUGUST 2012 \*\***

Negara Asal/SITC/Uraian Golongan Barang <i>Country of Origin/SITC/group Description</i>	Berat Bersih / <i>Net Weight (Kg)</i>		Nilai CIF / <i>CIF Value (US\$)</i>	
	Bulan ini <i>Current month</i>	Kumulatif <i>Cum. Jan to date</i>	Bulan ini <i>Current month</i>	Kumulatif <i>Cum. Jan to date</i>
273 Stone, Sand And Gravel	0	73 869	0	19 163
LAINNYA	0	10 474	0	18 017
<b>SUB TOTAL</b>	<b>0</b>	<b>252 668</b>	<b>0</b>	<b>1 536 171</b>
<b>TURKEY</b>				
046 Meal And Flour Of Wheat And Flour Of Meslin	19 016 000	164 688 500	6 855 985	55 372 064
121 Tobacco, Unmanufactured And Refused	128 250	5 137 441	508 298	32 244 569
523 Metallicsalts And Peroxysalts	4 408 000	23 368 053	2 872 160	15 141 737
657 Special Yarns, textile Fabrics	6 879	1 926 740	24 381	10 545 450
772 Electrical Apparatus For Making And Breaking Electrical Circuits	156 872	585 476	1 401 027	8 480 856
LAINNYA	9 712 341	84 626 174	9 513 677	95 585 963
<b>SUB TOTAL</b>	<b>33 428 342</b>	<b>280 332 384</b>	<b>21 175 528</b>	<b>217 370 639</b>
<b>UNITED ARAB EMIRATES</b>				
342 Liquefied Propane And Butane	12 171 218	670 912 932	8 479 121	647 886 194
334 Petroleum Products, Refined	223 785	104 453 444	356 683	107 915 845
511 Hydrocarbon And Their Halogenated, Nitrated Derivatives	7 350 000	69 887 348	7 561 937	81 104 633
684 Alumunium	3 005 290	27 668 813	6 418 889	62 373 494
792 Aircraft And Associated Equipments And Parts	32	61 840	331 362	40 943 627
LAINNYA	8 010 242	232 344 403	8 075 113	127 292 261
<b>SUB TOTAL</b>	<b>30 760 567</b>	<b>1 105 328 780</b>	<b>31 223 105</b>	<b>1 067 516 054</b>
<b>QATAR</b>				
334 Petroleum Products, Refined	0	290 586 151	0	288 488 111
342 Liquefied Propane And Butane	87 684 544	320 302 569	61 896 287	276 048 464
511 Hydrocarbon And Their Halogenated, Nitrated Derivatives	9 414 272	76 447 024	10 164 201	98 452 403
333 Petroleum Oil, Crude	0	72 958 220	0	73 877 760
671 Pig Iron, spiegeleisen, sponge Iron, And Ferro-alloys	0	105 746 762	0	47 405 631
LAINNYA	25 271 597	72 536 022	22 885 381	104 381 325
<b>SUB TOTAL</b>	<b>122 370 413</b>	<b>938 576 748</b>	<b>94 945 869</b>	<b>888 653 694</b>
<b>BAHRAIN</b>				
792 Aircraft And Associated Equipments And Parts	0	61 000	0	44 200 000
684 Alumunium	19 544	7 414 214	42 504	16 784 411
282 Waste And Scrap Metal Of Iron/steel	0	3 692 030	0	1 726 998
251 Pulp And Waste Paper	81 210	3 121 297	20 140	763 035
334 Petroleum Products, Refined	97 370	401 920	151 897	630 053
LAINNYA	43 938	469 672	47 909	913 185
<b>SUB TOTAL</b>	<b>242 062</b>	<b>15 160 133</b>	<b>262 450</b>	<b>65 017 682</b>
<b>CYPRUS</b>				
287 Ores And Concentrates Of Basemetals	168 000	728 168	529 736	1 865 683
251 Pulp And Waste Paper	388 300	3 592 210	95 884	810 127
745 Other Non-electical Machinery, Tools, And Mechanical Apparatus	3 253	4 668	86 012	184 713
232 Synthetic Rubber Latex, Synthetic/reclaimed Rubber	0	21 600	0	95 040
579 Waste And Scrap Of Plastics	124 410	322 210	23 016	56 399
LAINNYA	22 349	40 879	58 212	151 611
<b>SUB TOTAL</b>	<b>706 312</b>	<b>4 709 735</b>	<b>792 860</b>	<b>3 163 573</b>
<b>EGYPT</b>				
562 Fertilizers, Manufactured	73 142 589	673 821 427	9 524 678	89 347 533
272 Fertilizers, Crude	365 700	167 423 700	48 638	25 923 192
057 Fruit And Nut; Fresh Or Dried	565 929	12 970 624	1 207 260	11 806 827
061 Sugar, Molasses, And Honey	6 000 189	32 694 357	1 290 233	6 979 657
522 Inorganic Chemical Elements, Oxides And Halogen Salts	5 000 000	5 000 000	3 714 400	3 714 400
LAINNYA	264 921	5 998 929	820 488	9 844 578
<b>SUB TOTAL</b>	<b>85 339 328</b>	<b>897 909 037</b>	<b>16 605 697</b>	<b>147 616 187</b>
<b>LIBYAN ARAB JAMAHIRIYA</b>				
333 Petroleum Oil, Crude	81 423 552	155 571 702	63 794 731	119 658 631
874 Measuring, Checking, Analysing, And Controlling Instrument And Appai	2	397	1 210	81 337
772 Electrical Apparatus For Making And Breaking Electrical Circuits	0	157	0	3 774
551 Essential Oils, Perfumes, And Flavour Materials	0	100	0	2 125
582 Plates, Sheets, And Film Of Plastics	0	7	0	1 835
LAINNYA	0	6	0	1 260
<b>SUB TOTAL</b>	<b>81 423 554</b>	<b>155 572 369</b>	<b>63 795 941</b>	<b>119 748 962</b>

**I.6 IMPOR KOMODITI MENURUT NEGARA ASAL / IMPORT BY COUNTRY OF ORIGIN  
DAN LIMA GOLONGAN BARANG (SITC) UTAMA / AND FIVE MAJOR SITC COMMODITY GROUP  
\*\* AGUSTUS / AUGUST 2012 \*\***

Negara Asal/SITC/Uraian Golongan Barang <i>Country of Origin/SITC/group Description</i>	Berat Bersih / <i>Net Weight (Kg)</i>		Nilai CIF / <i>CIF Value (US\$)</i>	
	Bulan ini <i>Current month</i>	Kumulatif <i>Cum. Jan to date</i>	Bulan ini <i>Current month</i>	Kumulatif <i>Cum. Jan to date</i>
<b>MOROCCO</b>				
522 Inorganic Chemical Elements, Oxides And Halogen Salts	10 411 175	57 010 813	10 411 175	66 795 968
792 Aircraft And Associated Equipments And Parts	0	89 000	0	25 214 445
272 Fertilizers, Crude	42 008 000	42 008 000	8 109 644	8 109 644
842 Women's Coats/jacket, Not Knitted	11 481	77 244	761 483	5 575 001
562 Fertilizers, Manufactured	1 000 000	7 472 500	653 000	4 571 445
LAINNYA	7 805	945 343	437 385	3 820 240
<b>SUB TOTAL</b>	<b>53 438 461</b>	<b>107 602 900</b>	<b>20 372 687</b>	<b>114 086 743</b>
<b>TUNISIA</b>				
057 Fruit And Nut; Fresh Or Dried	54 850	2 805 166	156 323	8 700 221
523 Metallicsalts And Peroxysalts	3 210 000	7 827 000	2 197 224	5 360 890
772 Electrical Apparatus For Making And Breaking Electrical Circuits	8 614	63 248	180 756	1 543 572
251 Pulp And Waste Paper	0	844 573	0	1 268 482
282 Waste And Scrap Metal Of Iron/steel	0	487 985	0	217 760
LAINNYA	52 816	403 062	158 104	1 065 338
<b>SUB TOTAL</b>	<b>3 326 280</b>	<b>12 431 034</b>	<b>2 692 407</b>	<b>18 156 263</b>
<b>ALGERIA</b>				
333 Petroleum Oil, Crude	86 394 790	304 881 281	81 719 978	278 715 467
334 Petroleum Products, Refined	33 000 000	33 000 000	27 949 317	27 949 317
251 Pulp And Waste Paper	859 040	4 559 380	205 548	1 111 647
748 Transmission Shafts And Cranks	0	45 608	0	82 151
749 Non-electric Parts And Accessories Of Machineries	0	67 620	0	79 104
LAINNYA	177	36 212	1 858	46 301
<b>SUB TOTAL</b>	<b>120 254 007</b>	<b>342 590 101</b>	<b>109 876 701</b>	<b>307 983 987</b>
<b>SUDAN</b>				
282 Waste And Scrap Metal Of Iron/steel	184 250	2 048 130	85 124	866 424
724 Textile/leather Machinery And Parts	0	10 342	0	563 098
288 Non-ferrous Base Metal Waste And Scraps	0	42 710	0	297 657
759 Parts And Accessories For Machine Of Heading 751 Or 752	0	244	0	50 693
571 Polymers Of Ethylene In Primary Forms	0	17 000	0	24 171
LAINNYA	494	4 756	2 113	26 931
<b>SUB TOTAL</b>	<b>184 744</b>	<b>2 123 182</b>	<b>87 237</b>	<b>1 828 974</b>
<b>ERITREA</b>				
891 Arms And Ammunitions	0	2 815	0	755 174
LAINNYA	0	0	0	0
<b>SUB TOTAL</b>	<b>0</b>	<b>2 815</b>	<b>0</b>	<b>755 174</b>
<b>LESOTHO</b>				
749 Non-electric Parts And Accessories Of Machineries	1	1	15	15
LAINNYA	0	0	0	0
<b>SUB TOTAL</b>	<b>1</b>	<b>1</b>	<b>15</b>	<b>15</b>
<b>NAMIBIA</b>				
282 Waste And Scrap Metal Of Iron/steel	144 470	2 551 588	64 289	1 124 635
057 Fruit And Nut; Fresh Or Dried	0	275 400	0	567 152
685 Lead	0	102 045	0	142 863
273 Stone, Sand And Gravel	187 640	713 585	16 727	76 042
772 Electrical Apparatus For Making And Breaking Electrical Circuits	0	2 830	0	66 504
LAINNYA	0	22 491	0	37 585
<b>SUB TOTAL</b>	<b>332 110</b>	<b>3 667 939</b>	<b>81 016</b>	<b>2 014 781</b>
<b>ETHIOPIA</b>				
054 Vegetables, Fresh, Chilled, Frozen Or Simply Preserved	1 626 000	6 953 500	642 390	3 334 378
611 Leathers	4 924	21 922	317 098	1 274 638
075 Spices	36 000	336 000	55 000	683 179
LAINNYA	0	0	0	0
<b>SUB TOTAL</b>	<b>1 666 924</b>	<b>7 311 422</b>	<b>1 014 488</b>	<b>5 292 195</b>
<b>TANZANIA, UNITED REP. OF</b>				
075 Spices	0	1 468 298	0	24 516 969
263 Cotton	101 394	6 460 958	176 593	12 915 994
121 Tobacco, Unmanufactured And Refused	0	162 046	0	1 344 342
222 Oil Seeds Use For Extraction Ofsoft Fixed Vegetable Oils	0	1 087 566	0	604 438

**I.6 IMPOR KOMODITI MENURUT NEGARA ASAL / IMPORT BY COUNTRY OF ORIGIN  
DAN LIMA GOLONGAN BARANG (SITC) UTAMA / AND FIVE MAJOR SITC COMMODITY GROUP  
\*\* AGUSTUS / AUGUST 2012 \*\***

Negara Asal/SITC/Uraian Golongan Barang <i>Country of Origin/SITC/group Description</i>	Berat Bersih / <i>Net Weight (Kg)</i>		Nilai CIF / <i>CIF Value (US\$)</i>	
	Bulan ini <i>Current month</i>	Kumulatif <i>Cum. Jan to date</i>	Bulan ini <i>Current month</i>	Kumulatif <i>Cum. Jan to date</i>
071 Coffee And Coffee Substitutes	18 000	85 070	56 700	209 157
LAINNYA	0	315 684	0	239 995
<b>SUB TOTAL</b>	<b>119 394</b>	<b>9 579 622</b>	<b>233 293</b>	<b>39 830 895</b>
<b>MADAGASCAR</b>				
075 Spices	10 501	5 343 131	122 002	83 013 822
287 Ores And Concentrates Of Basemetals	72 350	517 323	71 361	719 219
282 Waste And Scrap Metal Of Iron/steel	0	787 595	0	352 068
222 Oil Seeds Use For Extraction Ofsoft Fixed Vegetable Oils	0	272 460	0	317 601
841 Men's Coats/jackets, Not Knitted	253	2 434	14 973	122 476
LAINNYA	139	61 259	4 375	77 124
<b>SUB TOTAL</b>	<b>83 243</b>	<b>6 984 202</b>	<b>212 711</b>	<b>84 602 310</b>
<b>SOMALIA</b>				
611 Leathers	0	117 240	0	576 416
431 Animal And Vegetable Oil; Fat Processed And Their Wax	0	11 880	0	13 662
582 Plates, Sheets, And Film Of Plastics	0	422	0	4 678
784 Parts And Accessories Of The Motor Vehicles	0	6	0	158
748 Transmission Shafts And Cranks	0	4	0	89
LAINNYA	0	0	0	0
<b>SUB TOTAL</b>	<b>0</b>	<b>129 552</b>	<b>0</b>	<b>595 003</b>
<b>KENYA</b>				
074 Tea And Mate	153 296	1 311 708	516 120	3 931 590
611 Leathers	17 790	227 243	175 470	2 159 383
292 Crude Vegetable Materials	50 030	549 476	80 048	879 159
263 Cotton	0	407 625	0	858 030
642 Paper And Paperboard Cut To Size/shape And Article Of Papers	112 000	224 000	281 600	564 800
LAINNYA	36 084	2 815 183	88 426	1 510 882
<b>SUB TOTAL</b>	<b>369 200</b>	<b>5 535 235</b>	<b>1 141 664</b>	<b>9 903 844</b>
<b>REUNION</b>				
251 Pulp And Waste Paper	538 144	6 074 827	96 615	1 210 291
282 Waste And Scrap Metal Of Iron/steel	0	111 460	0	47 816
579 Waste And Scrap Of Plastics	0	149 200	0	30 582
598 Miscellaneous Chemical Products	0	10 841	0	22 910
278 Other Crude Minerals	0	21 384	0	16 555
LAINNYA	1	757	31	2 991
<b>SUB TOTAL</b>	<b>538 145</b>	<b>6 368 469</b>	<b>96 646</b>	<b>1 331 145</b>
<b>MOZAMBIQUE</b>				
263 Cotton	185 981	4 329 742	386 237	9 584 515
222 Oil Seeds Use For Extraction Ofsoft Fixed Vegetable Oils	274 021	1 385 948	304 700	1 480 101
282 Waste And Scrap Metal Of Iron/steel	0	270 495	0	124 428
054 Vegetables, Fresh, Chilled, Frozen Or Simply Preserved	46 000	49 500	23 115	24 068
074 Tea And Mate	0	30 160	0	19 398
LAINNYA	0	16 816	0	17 768
<b>SUB TOTAL</b>	<b>506 002</b>	<b>6 082 661</b>	<b>714 052</b>	<b>11 250 278</b>
<b>BOTSWANA</b>				
658 Made-up Articles, Wholly/chiefly Of Textile Materials	0	102	0	1 930
655 Knitted Or Crocheted Fabrics	0	13	0	52
845 Articles Of Apparel	0	2	0	14
LAINNYA	0	0	0	0
<b>SUB TOTAL</b>	<b>0</b>	<b>117</b>	<b>0</b>	<b>1 996</b>
<b>EQUATORIAL GUINEA</b>				
874 Measuring, Checking, Analysing, And Controlling Instrument And Appai	0	6	0	7 710
LAINNYA	0	0	0	0
<b>SUB TOTAL</b>	<b>0</b>	<b>6</b>	<b>0</b>	<b>7 710</b>
<b>TOGO</b>				
263 Cotton	1 674 033	3 590 905	3 710 091	7 950 334
282 Waste And Scrap Metal Of Iron/steel	0	15 856 000	0	6 376 854
266 Synthetic Fibres Suitable For Spinning	0	18 014	0	85 811
724 Textile/leather Machinery And Parts	0	1 865	0	8 848

**I.6 IMPOR KOMODITI MENURUT NEGARA ASAL / IMPORT BY COUNTRY OF ORIGIN  
DAN LIMA GOLONGAN BARANG (SITC) UTAMA / AND FIVE MAJOR SITC COMMODITY GROUP  
\*\* AGUSTUS / AUGUST 2012 \*\***

Negara Asal/SITC/Uraian Golongan Barang <i>Country of Origin/SITC/group Description</i>	Berat Bersih / <i>Net Weight (Kg)</i>		Nilai CIF / <i>CIF Value (US\$)</i>	
	Bulan ini <i>Current month</i>	Kumulatif <i>Cum. Jan to date</i>	Bulan ini <i>Current month</i>	Kumulatif <i>Cum. Jan to date</i>
899 Other Miscellaneous Manufactured Articles	0	1 400	0	5 561
LAINNYA	0	103	0	2 552
<b>SUB TOTAL</b>	<b>1 674 033</b>	<b>19 468 287</b>	<b>3 710 091</b>	<b>14 429 960</b>
<b>GHANA</b>				
072 Cocoa	600 000	2 400 000	1 481 559	6 687 179
282 Waste And Scrap Metal Of Iron/steel	0	2 659 767	0	1 111 912
288 Non-ferrous Base Metal Waste And Scraps	19 740	271 300	136 988	1 007 312
263 Cotton	0	409 733	0	882 292
727 Food Processing Machines And Parts	0	34 470	0	631 333
LAINNYA	48 680	185 563	95 900	243 766
<b>SUB TOTAL</b>	<b>668 420</b>	<b>5 960 833</b>	<b>1 714 447</b>	<b>10 563 794</b>
<b>LIBERIA</b>				
793 Ships, Boats, And Floating Structures	4 216 000	4 216 000	1 707 621	1 707 621
282 Waste And Scrap Metal Of Iron/steel	0	3 418 930	0	1 514 421
653 Fabrics, Woven, Of Man-made Fibres	0	3 045	0	75 400
899 Other Miscellaneous Manufactured Articles	0	128	0	1 450
821 Furnitures And Parts	0	43	0	126
LAINNYA	0	27	0	78
<b>SUB TOTAL</b>	<b>4 216 000</b>	<b>7 638 173</b>	<b>1 707 621</b>	<b>3 299 096</b>
<b>GUINEA</b>				
231 Natural Rubber Latex:natural Rubber And Similar Natural Gums	0	113 400	0	374 220
282 Waste And Scrap Metal Of Iron/steel	0	473 060	0	191 848
713 Internal Combustion Piston Engines And Parts	0	1 892	0	9 845
653 Fabrics, Woven, Of Man-made Fibres	0	490	0	4 897
874 Measuring, Checking, Analysing, And Controlling Instrument And Appar	0	5	0	3 086
LAINNYA	0	6	0	176
<b>SUB TOTAL</b>	<b>0</b>	<b>588 853</b>	<b>0</b>	<b>584 072</b>
<b>ANGOLA</b>				
333 Petroleum Oil, Crude	0	468 142 486	0	386 951 505
282 Waste And Scrap Metal Of Iron/steel	0	3 097 100	0	1 398 447
744 Mechanical Handling Equipments And Parts	297 091	297 091	1 168 302	1 168 302
737 Metalworking Machinery And Parts	53 922	53 922	212 045	212 045
723 Civil Engineering And Contractor Plants And Equipments/parts	7 287	7 287	124 863	124 863
LAINNYA	109 879	110 424	432 100	445 819
<b>SUB TOTAL</b>	<b>468 179</b>	<b>471 708 310</b>	<b>1 937 310</b>	<b>390 300 981</b>
<b>CONGO</b>				
282 Waste And Scrap Metal Of Iron/steel	0	732 360	0	313 103
292 Crude Vegetable Materials	40 000	180 000	64 000	288 000
248 Wood, simply Worked And Railway Sleeper Of Wood	0	276 630	0	282 573
247 Wood In The Rough Or Roughly Squared	127 861	127 861	113 946	113 946
611 Leathers	0	31	0	598
LAINNYA	0	2	0	59
<b>SUB TOTAL</b>	<b>167 861</b>	<b>1 316 884</b>	<b>177 946</b>	<b>998 279</b>
<b>CAMEROON</b>				
072 Cocoa	0	2 592 463	0	7 429 162
248 Wood, simply Worked And Railway Sleeper Of Wood	172 048	2 376 170	110 188	1 613 058
685 Lead	0	143 755	0	277 323
247 Wood In The Rough Or Roughly Squared	130 927	256 247	78 342	166 951
223 Oil Seeds Use For Extraction Of Other Fixed Vegetable Oils	0	120	0	17 696
LAINNYA	251	17 501	19 196	58 109
<b>SUB TOTAL</b>	<b>303 226</b>	<b>5 386 256</b>	<b>207 726</b>	<b>9 562 299</b>
<b>NIGERIA</b>				
333 Petroleum Oil, Crude	393 667 000	2 045 392 000	321 434 001	1 786 902 777
342 Liquefied Propane And Butane	0	22 111 300	0	23 717 142
263 Cotton	3 055 981	11 142 283	5 206 092	19 802 467
684 Aluminium	968 919	1 680 763	2 035 796	3 531 685
685 Lead	203 260	971 888	394 228	1 810 061
LAINNYA	32 153	294 178	354 160	1 487 611
<b>SUB TOTAL</b>	<b>397 927 313</b>	<b>2 081 592 412</b>	<b>329 424 277</b>	<b>1 837 251 743</b>



**I.6 IMPOR KOMODITI MENURUT NEGARA ASAL / IMPORT BY COUNTRY OF ORIGIN  
DAN LIMA GOLONGAN BARANG (SITC) UTAMA / AND FIVE MAJOR SITC COMMODITY GROUP  
\*\* AGUSTUS / AUGUST 2012 \*\***

Negara Asal/SITC/Uraian Golongan Barang <i>Country of Origin/SITC/group Description</i>	Berat Bersih / <i>Net Weight (Kg)</i>		Nilai CIF / <i>CIF Value (US\$)</i>	
	Bulan ini <i>Current month</i>	Kumulatif <i>Cum. Jan to date</i>	Bulan ini <i>Current month</i>	Kumulatif <i>Cum. Jan to date</i>
<b>SIERRA LEONE</b>				
282 Waste And Scrap Metal Of Iron/steel	0	3 932 721	0	1 697 411
793 Ships, Boats, And Floating Structures	1 440 000	1 440 000	250 011	250 011
744 Mechanical Handling Equipments And Parts	0	1 470	0	19 002
742 Pumps For Liquid And Parts	0	980	0	12 668
778 Electrical Machinery And Apparatus	0	73	0	3 533
LAINNYA	33	388	808	10 947
<b>SUB TOTAL</b>	<b>1 440 033</b>	<b>5 375 632</b>	<b>250 819</b>	<b>1 993 572</b>
<b>GABON</b>				
282 Waste And Scrap Metal Of Iron/steel	0	2 160 450	0	934 248
248 Wood, simply Worked And Railway Sleeper Of Wood	0	194 529	0	220 291
641 Papers And Paperboards	0	20 471	0	27 636
288 Non-ferrous Base Metal Waste And Scraps	0	16 810	0	27 232
634 Veneers, plywood, improved/reconstituted Wood Worked	31 510	31 510	18 090	18 090
LAINNYA	0	437	0	6 632
<b>SUB TOTAL</b>	<b>31 510</b>	<b>2 424 207</b>	<b>18 090</b>	<b>1 234 129</b>
<b>COTE D'IVOIRE</b>				
263 Cotton	2 010 709	7 035 910	4 190 889	15 575 656
072 Cocoa	150 150	4 138 576	359 574	10 577 335
288 Non-ferrous Base Metal Waste And Scraps	0	57 890	0	416 077
231 Natural Rubber Latex; natural Rubber And Similar Natural Gums	0	100 800	0	332 640
282 Waste And Scrap Metal Of Iron/steel	0	359 860	0	152 904
LAINNYA	0	96 535	0	124 346
<b>SUB TOTAL</b>	<b>2 160 859</b>	<b>11 789 571</b>	<b>4 550 463</b>	<b>27 178 958</b>
<b>SENEGAL</b>				
282 Waste And Scrap Metal Of Iron/steel	0	5 503 500	0	2 325 395
575 Other Plastics In Primary Forms	0	1 350	0	10 496
687 Tin	0	626	0	9 828
759 Parts And Accessories For Machine Of Heading 751 Or 752	0	8	0	4 118
893 Article Of Plastics	0	1 070	0	3 395
LAINNYA	134	2 961	3 117	4 403
<b>SUB TOTAL</b>	<b>134</b>	<b>5 509 515</b>	<b>3 117</b>	<b>2 357 635</b>
<b>MAURITANIA</b>				
282 Waste And Scrap Metal Of Iron/steel	0	5 196 855	0	2 310 055
335 Residual Petroleum Products, And Related Materials	0	16 470	0	10 870
776 Thermionic, Cold Cathode, And Photo Cathode Valves/tubes	0	10	0	773
LAINNYA	0	0	0	0
<b>SUB TOTAL</b>	<b>0</b>	<b>5 213 335</b>	<b>0</b>	<b>2 321 698</b>
<b>MALI</b>				
263 Cotton	2 220 763	7 045 042	4 024 977	14 744 111
726 Printing/book Binding Machinery And Parts	688	3 832	41 387	276 750
759 Parts And Accessories For Machine Of Heading 751 Or 752	0	178	0	25 952
716 Rotating Electric Plants And Parts	0	790	0	15 306
772 Electrical Apparatus For Making And Breaking Electrical Circuits	0	149	0	7 370
LAINNYA	0	228	0	11 265
<b>SUB TOTAL</b>	<b>2 221 451</b>	<b>7 050 219</b>	<b>4 066 364</b>	<b>15 080 754</b>
<b>BENIN</b>				
288 Non-ferrous Base Metal Waste And Scraps	20 660	1 149 390	143 372	6 825 748
263 Cotton	0	1 019 699	0	2 509 118
282 Waste And Scrap Metal Of Iron/steel	965 340	3 746 280	426 956	1 682 679
222 Oil Seeds Use For Extraction Of soft Fixed Vegetable Oils	0	299 193	0	388 951
057 Fruit And Nut; Fresh Or Dried	0	31 810	0	29 583
LAINNYA	0	38	0	7 157
<b>SUB TOTAL</b>	<b>986 000</b>	<b>6 246 410</b>	<b>570 328</b>	<b>11 443 236</b>
<b>BURKINA FASO</b>				
263 Cotton	592 458	6 197 498	1 137 394	13 878 549
LAINNYA	0	0	0	0
<b>SUB TOTAL</b>	<b>592 458</b>	<b>6 197 498</b>	<b>1 137 394</b>	<b>13 878 549</b>

**I.6 IMPOR KOMODITI MENURUT NEGARA ASAL / IMPORT BY COUNTRY OF ORIGIN  
DAN LIMA GOLONGAN BARANG (SITC) UTAMA / AND FIVE MAJOR SITC COMMODITY GROUP  
\*\* AGUSTUS / AUGUST 2012 \*\***

Negara Asal/SITC/Uraian Golongan Barang <i>Country of Origin/SITC/group Description</i>	Berat Bersih / <i>Net Weight (Kg)</i>		Nilai CIF / <i>CIF Value (US\$)</i>	
	Bulan ini <i>Current month</i>	Kumulatif <i>Cum. Jan to date</i>	Bulan ini <i>Current month</i>	Kumulatif <i>Cum. Jan to date</i>
<b>GAMBIA</b>				
282 Waste And Scrap Metal Of Iron/steel	0	1 681 650	0	709 864
743 Pumps, Compressors, Fans, Blowers, Centrifuges, And Parts	0	75	0	8 850
742 Pumps For Liquid And Parts	0	150	0	2 619
892 Printed Matter	0	11	0	1 025
695 Tools For Used In The Hand Or In Machines	0	2	0	26
LAINNYA	0	0	0	0
SUB TOTAL	0	1 681 888	0	722 384
<b>U.S. VIRGIN ISLANDS</b>				
682 Copper	138 831	239 900	652 506	1 130 562
771 Electric Power Machinery And Parts	1 431	1 457	118 602	121 106
653 Fabrics, Woven, Of Man-made Fibres	0	8 350	0	43 407
655 Knitted Or Crocheted Fabrics	0	6 600	0	32 658
772 Electrical Apparatus For Making And Breaking Electrical Circuits	0	40	0	2 674
LAINNYA	0	30	0	2 574
SUB TOTAL	140 262	256 377	771 108	1 332 981
<b>SEYCHELLES</b>				
112 Alcoholic Beverages	0	10 231	0	102 367
634 Veneers, plywood, improved/reconstituted Wood Worked	0	33 497	0	52 878
232 Synthetic Rubber Latex, Synthetic/reclaimed Rubber	0	17 640	0	45 360
893 Article Of Plastics	525	548	31 478	31 515
431 Animal And Vegetable Oil; Fat Processed And Their Wax	0	6 974	0	19 180
LAINNYA	699	18 915	37 243	51 700
SUB TOTAL	1 224	87 805	68 721	303 000
<b>UGANDA</b>				
263 Cotton	165 105	8 424 410	328 900	17 519 844
611 Leathers	12 019	122 166	91 858	1 377 629
689 Miscellaneous Non-ferrous Basemetals Employed In Metallurgy	0	5 000	0	164 244
074 Tea And Mate	0	22 080	0	45 706
679 Tubes, Pipes, Hollow Profile, Pipe Fitting Of Iron/steel	0	103	0	2 616
LAINNYA	0	1	0	27
SUB TOTAL	177 124	8 573 760	420 758	19 110 066
<b>CENTRAL AFRICAN REPUBLIC</b>				
263 Cotton	855 170	1 925 219	1 455 441	3 934 907
282 Waste And Scrap Metal Of Iron/steel	0	1 185 990	0	547 927
292 Crude Vegetable Materials	0	7	0	118 542
269 Old Clothing And Other Old Textile Articles; Rags	0	526	0	2 828
742 Pumps For Liquid And Parts	0	588	0	1 267
LAINNYA	0	0	0	0
SUB TOTAL	855 170	3 112 330	1 455 441	4 605 471
<b>NIGER</b>				
782 Motor Vehicle For The Transportation Of Goods	0	67 740	0	760 638
772 Electrical Apparatus For Making And Breaking Electrical Circuits	0	16 500	0	117 994
679 Tubes, Pipes, Hollow Profile, Pipe Fitting Of Iron/steel	0	4 911	0	55 109
792 Aircraft And Associated Equipments And Parts	0	96	0	34 797
676 Iron/steel Bars, Rods, Angels, Shaped And Sections	0	9 376	0	8 621
LAINNYA	289	1 654	939	12 071
SUB TOTAL	289	100 277	939	989 230
<b>CHAD</b>				
263 Cotton	390 650	1 199 994	721 853	2 534 004
551 Essential Oils, Perfumes, And Flavour Materials	0	46	0	629
LAINNYA	0	0	0	0
SUB TOTAL	390 650	1 200 040	721 853	2 534 633
<b>DJIBOUTI</b>				
054 Vegetables, Fresh, Chilled, Frozen Or Simply Preserved	0	872 000	0	801 865
282 Waste And Scrap Metal Of Iron/steel	0	246 460	0	100 411
LAINNYA	0	0	0	0
SUB TOTAL	0	1 118 460	0	902 276

**I.6 IMPOR KOMODITI MENURUT NEGARA ASAL / IMPORT BY COUNTRY OF ORIGIN  
DAN LIMA GOLONGAN BARANG (SITC) UTAMA / AND FIVE MAJOR SITC COMMODITY GROUP  
\*\* AGUSTUS / AUGUST 2012 \*\***

Negara Asal/SITC/Uraian Golongan Barang <i>Country of Origin/SITC/group Description</i>	Berat Bersih / <i>Net Weight (Kg)</i>		Nilai CIF / <i>CIF Value (US\$)</i>	
	Bulan ini <i>Current month</i>	Kumulatif <i>Cum. Jan to date</i>	Bulan ini <i>Current month</i>	Kumulatif <i>Cum. Jan to date</i>
<b>SAINT HELENA</b>				
728 Other Machines And Equipment Specialized For Particular Industry	6 152	6 152	285 758	285 758
764 Telecommunication Equipments And Parts	0	39	0	126 000
695 Tools For Used In The Hand Or In Machines	0	7 800	0	21 459
653 Fabrics, Woven, Of Man-made Fibres	0	127	0	5 332
874 Measuring, Checking, Analysing, And Controlling Instrument And Appar	0	90	0	1 072
LAINNYA	0	70	0	1 036
<b>SUB TOTAL</b>	<b>6 152</b>	<b>14 278</b>	<b>285 758</b>	<b>440 657</b>
<b>SWAZILAND</b>				
745 Other Non-electical Machinery, Tools, And Mechanical Apparatus	17 767	200 145	18 877	1 792 620
741 Heating And Cooling Equipments And Parts	0	19 385	0	928 350
778 Electrical Machinery And Apparatus	232	727	46 866	274 947
737 Metalworking Machinery And Parts	34 594	34 602	272 046	272 934
716 Rotating Electric Plants And Parts	0	6 750	0	227 779
LAINNYA	342	53 181	9 067	571 185
<b>SUB TOTAL</b>	<b>52 935</b>	<b>314 790</b>	<b>346 856</b>	<b>4 067 815</b>
<b>SOUTH AFRICA</b>				
251 Pulp And Waste Paper	17 230 517	218 156 049	15 064 902	188 829 217
684 Alumunium	2 528 877	34 585 322	5 304 015	75 922 141
282 Waste And Scrap Metal Of Iron/steel	6 843 650	87 423 106	3 116 168	39 919 757
522 Inorganic Chemical Elements, Oxides And Halogen Salts	200 000	23 320 386	333 938	26 966 706
222 Oil Seeds Use For Extraction Ofsoft Fixed Vegetable Oils	0	31 901 510	0	17 748 251
LAINNYA	7 401 613	56 411 039	13 883 590	111 966 797
<b>SUB TOTAL</b>	<b>34 204 657</b>	<b>451 797 412</b>	<b>37 702 613</b>	<b>461 352 869</b>
<b>ZIMBABWE</b>				
121 Tobacco, Unmanufactured And Refused	158 400	2 681 527	1 228 392	16 918 215
263 Cotton	305 307	4 675 065	633 664	10 039 456
074 Tea And Mate	22 760	305 700	14 339	286 883
899 Other Miscellaneous Manufactured Articles	0	3 539	0	111 158
821 Furnitures And Parts	0	187	0	4 047
LAINNYA	0	0	0	0
<b>SUB TOTAL</b>	<b>486 467</b>	<b>7 666 018</b>	<b>1 876 395</b>	<b>27 359 759</b>
<b>ZAMBIA</b>				
263 Cotton	0	2 163 569	0	4 723 162
121 Tobacco, Unmanufactured And Refused	0	2 200	0	21 142
LAINNYA	0	0	0	0
<b>SUB TOTAL</b>	<b>0</b>	<b>2 165 769</b>	<b>0</b>	<b>4 744 304</b>
<b>MALAWI</b>				
121 Tobacco, Unmanufactured And Refused	0	712 940	0	1 746 753
263 Cotton	542 299	634 098	1 123 832	1 348 373
074 Tea And Mate	0	23 420	0	23 186
845 Articles Of Apparel	0	1	0	102
LAINNYA	0	0	0	0
<b>SUB TOTAL</b>	<b>542 299</b>	<b>1 370 459</b>	<b>1 123 832</b>	<b>3 118 414</b>
<b>COMOROS</b>				
075 Spices	0	50 438	0	546 279
651 Textile Yarns	0	13	0	127
657 Special Yarns, textile Fabrics	0	13	0	86
641 Papers And Paperboards	0	2	0	15
LAINNYA	0	0	0	0
<b>SUB TOTAL</b>	<b>0</b>	<b>50 466</b>	<b>0</b>	<b>546 507</b>
<b>MAURITIUS</b>				
792 Aircraft And Associated Equipments And Parts	32 000	32 000	2 175 000	2 175 000
282 Waste And Scrap Metal Of Iron/steel	0	4 249 770	0	1 810 706
081 Feeding Stuff For Animals	0	790 810	0	757 774
845 Articles Of Apparel	1 948	15 138	65 915	550 421
844 Women's Coats/jackets, Knitted	265	2 228	9 272	82 058
LAINNYA	549	85 859	15 246	206 395
<b>SUB TOTAL</b>	<b>34 762</b>	<b>5 175 805</b>	<b>2 265 433</b>	<b>5 582 354</b>

**I.6 IMPOR KOMODITI MENURUT NEGARA ASAL / IMPORT BY COUNTRY OF ORIGIN  
DAN LIMA GOLONGAN BARANG (SITC) UTAMA / AND FIVE MAJOR SITC COMMODITY GROUP  
\*\* AGUSTUS / AUGUST 2012 \*\***

Negara Asal/SITC/Uraian Golongan Barang <i>Country of Origin/SITC/group Description</i>	Berat Bersih / <i>Net Weight (Kg)</i>		Nilai CIF / <i>CIF Value (US\$)</i>	
	Bulan ini <i>Current month</i>	Kumulatif <i>Cum. Jan to date</i>	Bulan ini <i>Current month</i>	Kumulatif <i>Cum. Jan to date</i>
<b>RWANDA</b>				
776 Thermionic, Cold Cathode, And Photo Cathode Valves/tubes	0	10	0	5 858
772 Electrical Apparatus For Making And Breaking Electrical Circuits	0	43	0	780
746 Ball Or Roller Bearings	0	12	0	206
771 Electric Power Machinery And Parts	0	1	0	30
LAINNYA	0	0	0	0
SUB TOTAL	0	66	0	6 874
<b>VIRGIN ISLANDS (BRITISH)</b>				
231 Natural Rubber Latex;natural Rubber And Similar Natural Gums	0	162 000	0	594 785
821 Furnitures And Parts	0	87 000	0	556 537
575 Other Plastics In Primary Forms	17 040	100 965	46 955	307 462
851 Footwears	139	26 017	1 332	226 615
657 Special Yarns,textile Fabrics	712	18 713	8 304	221 963
LAINNYA	165 041	226 405	140 816	634 820
SUB TOTAL	182 932	621 100	197 407	2 542 182
<b>AUSTRALIA</b>				
041 Wheat And Meslin, Unmilled	413 460 040	3 053 375 292	138 432 541	978 178 230
684 Alumunium	7 211 734	89 628 849	16 265 364	212 691 971
001 Live Animals Other Than Fish	5 513 093	73 006 495	14 881 113	206 916 701
682 Copper	2 024 733	22 635 849	15 398 165	183 415 461
263 Cotton	2 549 142	52 728 682	5 573 246	141 484 443
LAINNYA	327 436 684	2 652 397 198	208 701 163	1 605 972 522
SUB TOTAL	758 195 426	5 943 772 365	399 251 592	3 328 659 328
<b>NEW ZEALAND</b>				
022 Milk,cream, And Milk Products Other Than Butter Or Cheese	2 881 031	49 064 769	9 001 335	177 906 088
251 Pulp And Waste Paper	8 642 790	120 640 463	4 711 673	52 212 582
081 Feeding Stuff For Animals	9 169 444	58 085 340	6 311 244	33 493 915
024 Cheese And Curds	937 391	7 967 122	3 563 514	32 431 378
023 Butter And Other Fats From Milk	606 895	6 496 312	1 983 384	27 077 760
LAINNYA	15 259 643	123 805 504	16 822 135	147 351 955
SUB TOTAL	37 497 194	366 059 510	42 393 285	470 473 678
<b>MICRONESIA, FED. STATES OF</b>				
292 Crude Vegetable Materials	0	1 686	0	5 270
057 Fruit And Nut; Fresh Or Dried	0	4	0	7
661 Lime,cement And Fabricated Construction Materials	0	3	0	6
LAINNYA	0	0	0	0
SUB TOTAL	0	1 693	0	5 283
<b>GUAM</b>				
846 Clothing Accessories Of Textiles Fabrics	0	6	0	662
LAINNYA	0	0	0	0
SUB TOTAL	0	6	0	662
<b>NAURU</b>				
266 Synthetic Fibres Suitable For Spinning	199	299	3 882	5 828
699 Manufactures Of Base Metals	0	141	0	4 778
LAINNYA	0	0	0	0
SUB TOTAL	199	440	3 882	10 606
<b>NEW CALEDONIA</b>				
515 Organo-inorganic And Heterocyclic Compounds	0	90 000	0	207 000
723 Civil Engineering And Contractor Plants And Equipments/parts	0	707	0	7 399
845 Articles Of Apparel	110	110	2 473	2 473
269 Old Clothing And Other Old Textile Articles; Rags	0	166	0	1 437
874 Measuring, Checking, Analysing, And Controlling Instrument And Appai	0	60	0	1 294
LAINNYA	0	4	0	96
SUB TOTAL	110	91 047	2 473	219 699
<b>NORTHERN MARIANA ISLANDS</b>				
893 Article Of Plastics	0	90	0	492
LAINNYA	0	0	0	0
SUB TOTAL	0	90	0	492

**I.6 IMPOR KOMODITI MENURUT NEGARA ASAL / IMPORT BY COUNTRY OF ORIGIN  
DAN LIMA GOLONGAN BARANG (SITC) UTAMA / AND FIVE MAJOR SITC COMMODITY GROUP  
\*\* AGUSTUS / AUGUST 2012 \*\***

Negara Asal/SITC/Uraian Golongan Barang <i>Country of Origin/SITC/group Description</i>	Berat Bersih / <i>Net Weight (Kg)</i>		Nilai CIF / <i>CIF Value (US\$)</i>	
	Bulan ini <i>Current month</i>	Kumulatif <i>Cum. Jan to date</i>	Bulan ini <i>Current month</i>	Kumulatif <i>Cum. Jan to date</i>
<b>SAINT VINCENT AND THE GRENADINES</b>				
282 Waste And Scrap Metal Of Iron/steel	0	261 030	0	116 281
LAINNYA	0	0	0	0
SUB TOTAL	0	261 030	0	116 281
<b>VANUATU</b>				
072 Cocoa	0	60 000	0	127 980
LAINNYA	0	0	0	0
SUB TOTAL	0	60 000	0	127 980
<b>BRITISH INDIAN OCEAN TERRITORY</b>				
575 Other Plastics In Primary Forms	0	20 000	0	40 000
513 Carboxylic Acids, and Their Anhydrides, halides, peroxides	0	4	0	882
884 Optical Goods	0	2	0	630
LAINNYA	0	0	0	0
SUB TOTAL	0	20 006	0	41 512
<b>AMERICAN SAMOA</b>				
712 Steam Or Other Generating Boilers And Parts	0	225 107	0	19 290 713
263 Cotton	0	121 839	0	506 396
592 Starches, Inulin, And Wheat Glutenal Buminoidal Substances; Glues	0	52 227	0	410 711
723 Civil Engineering And Contractor Plants And Equipments/parts	0	57 106	0	333 304
344 Petroleum Gases And Other Gas	1 775	2 709	192 978	282 672
LAINNYA	150	612 350	19 252	847 263
SUB TOTAL	1 925	1 071 338	212 230	21 671 059
<b>COOK ISLANDS</b>				
653 Fabrics, Woven, Of Man-made Fibres	0	1 408	0	21 578
725 Papermill/pulpmill Machinery And Paper Cutting Machines	2 272	2 272	14 230	14 230
874 Measuring, Checking, Analysing, And Controlling Instrument And Apparatus	65	65	766	766
LAINNYA	0	0	0	0
SUB TOTAL	2 337	3 745	14 996	36 574
<b>FIJI</b>				
282 Waste And Scrap Metal Of Iron/steel	417 980	716 350	183 493	314 776
081 Feeding Stuff For Animals	0	261 410	0	196 058
251 Pulp And Waste Paper	0	406 040	0	102 136
034 Fish, Fresh, Chilled Or Frozen	0	56 520	0	100 049
111 Non-alcoholic Beverages, Nes	0	92 000	0	96 105
LAINNYA	31 601	53 306	52 418	134 634
SUB TOTAL	449 581	1 585 626	235 911	943 758
<b>MARSHALL ISLANDS</b>				
793 Ships, Boats, And Floating Structures	1 346 000	6 554 000	16 800 000	21 500 000
759 Parts And Accessories For Machine Of Heading 751 Or 752	0	1	0	10
LAINNYA	0	0	0	0
SUB TOTAL	1 346 000	6 554 001	16 800 000	21 500 010
<b>SAMOA</b>				
773 Equipment For Distributing Electricity	0	8 856	0	83 208
571 Polymers Of Ethylene In Primary Forms	0	22 000	0	81 400
772 Electrical Apparatus For Making And Breaking Electrical Circuits	0	45	0	3 831
728 Other Machines And Equipment Specialized For Particular Industry	0	19	0	250
LAINNYA	0	0	0	0
SUB TOTAL	0	30 920	0	168 689
<b>SOLOMON ISLANDS</b>				
072 Cocoa	0	600 000	0	1 338 336
246 Wood In Chips Or Particles And Waste	0	4 835 327	0	457 849
LAINNYA	0	0	0	0
SUB TOTAL	0	5 435 327	0	1 796 185
<b>TONGA</b>				
773 Equipment For Distributing Electricity	0	1	0	33
694 Nails, Screws, Nuts, Bolts, Rivets Of Iron/steel Or Copper	0	1	0	1
LAINNYA	0	0	0	0
SUB TOTAL	0	2	0	34

**I.6 IMPOR KOMODITI MENURUT NEGARA ASAL / IMPORT BY COUNTRY OF ORIGIN  
DAN LIMA GOLONGAN BARANG (SITC) UTAMA / AND FIVE MAJOR SITC COMMODITY GROUP  
\*\* AGUSTUS / AUGUST 2012 \*\***

Negara Asal/SITC/Uraian Golongan Barang <i>Country of Origin/SITC/group Description</i>	Berat Bersih / <i>Net Weight (Kg)</i>		Nilai CIF / <i>CIF Value (US\$)</i>	
	Bulan ini <i>Current month</i>	Kumulatif <i>Cum. Jan to date</i>	Bulan ini <i>Current month</i>	Kumulatif <i>Cum. Jan to date</i>
<b>TUVALU</b>				
516 Other Organic Chemicals	0	180	0	602 244
784 Parts And Accessories Of The Motor Vehicles	0	14	0	393
LAINNYA	0	0	0	0
SUB TOTAL	0	194	0	602 637
<b>CHRISTMAS ISLANDS</b>				
562 Fertilizers, Manufactured	0	13 000 000	0	1 950 000
784 Parts And Accessories Of The Motor Vehicles	0	3	0	232
874 Measuring, Checking, Analysing, And Controlling Instrument And Appai	0	2	0	59
LAINNYA	0	0	0	0
SUB TOTAL	0	13 000 005	0	1 950 291
<b>U.S MINOR OUTLYING ISLAND</b>				
784 Parts And Accessories Of The Motor Vehicles	0	9	0	2 964
749 Non-electric Parts And Accessories Of Machineries	0	45	0	723
LAINNYA	0	0	0	0
SUB TOTAL	0	54	0	3 687
<b>COCOS (KEELING) ISLANDS</b>				
764 Telecommunication Equipments And Parts	0	41	0	3 401
699 Manufactures Of Base Metals	0	6	0	578
735 Parts Of Machine Tools	0	3	0	290
676 Iron/steel Bars, Rods, Angels, Shaped And Sections	0	3	0	281
846 Clothing Accessories Of Textiles Fabrics	0	3	0	186
LAINNYA	0	5	0	210
SUB TOTAL	0	61	0	4 946
<b>TOKELAU</b>				
737 Metalworking Machinery And Parts	0	48	0	8 761
772 Electrical Apparatus For Making And Breaking Electrical Circuits	0	162	0	6 773
845 Articles Of Apparel	0	108	0	3 430
842 Women's Coats/jacket, Not Knitted	0	57	0	1 837
742 Pumps For Liquid And Parts	0	9	0	349
LAINNYA	0	3	0	78
SUB TOTAL	0	387	0	21 228
<b>EAST TIMOR</b>				
071 Coffee And Coffee Substitutes	26 480	232 040	78 552	477 111
282 Waste And Scrap Metal Of Iron/steel	0	39 540	0	16 607
223 Oil Seeds Use For Extraction Of Other Fixed Vegetable Oils	0	70 006	0	9 991
581 Tubes, Pipes, And Hoses Of Plastics	0	85	0	804
694 Nails, Screws, Nuts, Bolts, Rivets Of Iron/steel Or Copper	0	1	0	5
LAINNYA	0	0	0	0
SUB TOTAL	26 480	341 672	78 552	504 518
<b>UNITED STATES</b>				
792 Aircraft And Associated Equipments And Parts	322 787	2 376 048	275 875 570	2 095 675 998
222 Oil Seeds Use For Extraction Ofsoft Fixed Vegetable Oils	134 387 245	1 088 471 126	86 270 390	632 267 128
723 Civil Engineering And Contractor Plants And Equipments/parts	2 546 148	21 169 230	33 878 785	302 780 753
081 Feeding Stuff For Animals	73 430 040	515 463 373	43 391 894	276 680 964
714 Engines And Motors, Non-electric And Parts	44 923	1 313 326	26 916 594	189 556 917
LAINNYA	240 838 408	2 140 188 349	555 137 117	4 229 729 990
SUB TOTAL	451 569 551	3 768 981 452	1 021 470 350	7 726 691 750
<b>CANADA</b>				
562 Fertilizers, Manufactured	114 497 000	992 659 467	54 736 613	490 330 584
041 Wheat And Meslin, Unmilled	82 980 465	617 548 836	34 310 867	254 407 525
251 Pulp And Waste Paper	19 082 354	220 985 642	13 878 751	146 389 049
792 Aircraft And Associated Equipments And Parts	19	56 829	13 752	75 984 324
081 Feeding Stuff For Animals	4 295 375	31 275 555	3 177 724	18 740 655
LAINNYA	6 937 443	56 807 945	30 912 896	183 360 796
SUB TOTAL	227 792 656	1 919 334 274	137 030 603	1 169 212 933
<b>MEXICO</b>				
764 Telecommunication Equipments And Parts	59 176	409 257	32 833 881	210 299 294
579 Waste And Scrap Of Plastics	3 146 183	28 651 801	2 160 777	24 423 601
752 Automatic Data Processing Machines And Their Units	4 742	49 311	1 548 284	11 848 812

**I.6 IMPOR KOMODITI MENURUT NEGARA ASAL / IMPORT BY COUNTRY OF ORIGIN  
DAN LIMA GOLONGAN BARANG (SITC) UTAMA / AND FIVE MAJOR SITC COMMODITY GROUP  
\*\* AGUSTUS / AUGUST 2012 \*\***

Negara Asal/SITC/Uraian Golongan Barang <i>Country of Origin/SITC/group Description</i>	Berat Bersih / <i>Net Weight (Kg)</i>		Nilai CIF / <i>CIF Value (US\$)</i>	
	Bulan ini <i>Current month</i>	Kumulatif <i>Cum. Jan to date</i>	Bulan ini <i>Current month</i>	Kumulatif <i>Cum. Jan to date</i>
722 Tractors	75 819	1 060 442	563 259	8 509 281
743 Pumps, Compressors, Fans, Blowers, Centrifuges, And Parts	34 625	495 142	564 841	7 655 450
LAINNYA	2 550 471	23 503 678	10 000 542	77 318 768
<b>SUB TOTAL</b>	<b>5 871 016</b>	<b>54 169 631</b>	<b>47 671 584</b>	<b>340 055 206</b>
<b>GUATEMALA</b>				
071 Coffee And Coffee Substitutes	0	120 750	0	537 338
724 Textile/leather Machinery And Parts	0	27 245	0	128 714
651 Textile Yarns	0	7 040	0	71 290
845 Articles Of Apparel	55	2 727	2 154	61 405
579 Waste And Scrap Of Plastics	0	80 100	0	25 559
LAINNYA	76	5 486	2 527	46 219
<b>SUB TOTAL</b>	<b>131</b>	<b>243 348</b>	<b>4 681</b>	<b>870 525</b>
<b>HONDURAS</b>				
282 Waste And Scrap Metal Of Iron/steel	0	1 301 028	0	546 793
579 Waste And Scrap Of Plastics	0	690 765	0	235 592
845 Articles Of Apparel	80	1 173	8 713	96 532
269 Old Clothing And Other Old Textile Articles; Rags	0	121 407	0	85 881
655 Knitted Or Crocheted Fabrics	0	1 283	0	35 724
LAINNYA	93 650	93 844	27 678	37 661
<b>SUB TOTAL</b>	<b>93 730</b>	<b>2 209 500</b>	<b>36 391</b>	<b>1 038 183</b>
<b>NICARAGUA</b>				
771 Electric Power Machinery And Parts	0	46 975	0	657 934
121 Tobacco, Unmanufactured And Refused	0	15 405	0	439 043
752 Automatic Data Processing Machines And Their Units	0	1 439	0	102 505
845 Articles Of Apparel	434	1 233	29 767	78 068
621 Materials Of Rubber	104	556	699	8 373
LAINNYA	0	61	0	3 776
<b>SUB TOTAL</b>	<b>538</b>	<b>65 669</b>	<b>30 466</b>	<b>1 289 699</b>
<b>PANAMA</b>				
793 Ships, Boats, And Floating Structures	16 869 000	45 062 000	39 102	113 204 802
334 Petroleum Products, Refined	0	37 685 400	0	31 957 219
282 Waste And Scrap Metal Of Iron/steel	0	5 804 258	0	2 535 209
081 Feeding Stuff For Animals	0	3 290 500	0	1 231 726
288 Non-ferrous Base Metal Waste And Scraps	74 150	114 910	116 717	185 132
LAINNYA	13	3 655	867	48 539
<b>SUB TOTAL</b>	<b>16 943 163</b>	<b>91 960 723</b>	<b>156 686</b>	<b>149 162 627</b>
<b>CUBA</b>				
542 Medicaments, Including Veterinary Medicaments	103	564	187 278	1 084 083
282 Waste And Scrap Metal Of Iron/steel	0	290 390	0	130 966
121 Tobacco, Unmanufactured And Refused	0	5 118	0	28 037
112 Alcoholic Beverages	0	875	0	2 736
LAINNYA	0	0	0	0
<b>SUB TOTAL</b>	<b>103</b>	<b>296 947</b>	<b>187 278</b>	<b>1 245 822</b>
<b>SURINAME</b>				
282 Waste And Scrap Metal Of Iron/steel	860 570	4 348 870	378 651	1 827 102
892 Printed Matter	0	8	0	384
629 Articles Of Rubbers	0	2	0	341
LAINNYA	0	0	0	0
<b>SUB TOTAL</b>	<b>860 570</b>	<b>4 348 880</b>	<b>378 651</b>	<b>1 827 827</b>
<b>CHILE</b>				
682 Copper	299 770	6 488 038	2 313 316	52 215 624
281 Iron Ore And Concentrates	0	147 676 000	0	28 998 140
251 Pulp And Waste Paper	4 745 032	32 802 049	3 127 242	27 242 699
057 Fruit And Nut; Fresh Or Dried	84 107	9 029 609	144 172	20 550 935
081 Feeding Stuff For Animals	140 000	5 552 470	215 600	6 534 959
LAINNYA	1 321 127	36 087 937	1 945 703	31 269 218
<b>SUB TOTAL</b>	<b>6 590 036</b>	<b>237 636 103</b>	<b>7 746 033</b>	<b>166 811 575</b>
<b>VENEZUELA</b>				
541 Medicinal And Pharmaceutical Products	0	2 851	0	132 871
699 Manufactures Of Base Metals	0	39 600	0	59 400

**I.6 IMPOR KOMODITI MENURUT NEGARA ASAL / IMPORT BY COUNTRY OF ORIGIN  
DAN LIMA GOLONGAN BARANG (SITC) UTAMA / AND FIVE MAJOR SITC COMMODITY GROUP  
\*\* AGUSTUS / AUGUST 2012 \*\***

Negara Asal/SITC/Uraian Golongan Barang <i>Country of Origin/SITC/group Description</i>	Berat Bersih / <i>Net Weight (Kg)</i>		Nilai CIF / <i>CIF Value (US\$)</i>	
	Bulan ini <i>Current month</i>	Kumulatif <i>Cum. Jan to date</i>	Bulan ini <i>Current month</i>	Kumulatif <i>Cum. Jan to date</i>
874 Measuring, Checking, Analysing, And Controlling Instrument And Appai	47	47	44 888	44 888
747 Taps, Cocks, And Valves For Pipes	0	1 162	0	44 639
723 Civil Engineering And Contractor Plants And Equipments/parts	481	494	22 892	32 239
LAINNYA	803	11 933	6 381	35 749
<b>SUB TOTAL</b>	<b>1 331</b>	<b>56 087</b>	<b>74 161</b>	<b>349 786</b>
<b>ARGENTINA</b>				
081 Feeding Stuff For Animals	220 178 880	1 721 084 387	112 441 018	793 607 861
679 Tubes, Pipes, Hollow Profile, Pipe Fitting Of Iron/steel	591 217	34 231 986	1 000 996	57 225 373
044 Maize, Unmilled	47 245 774	150 846 214	13 889 354	44 913 221
263 Cotton	181 588	8 009 124	352 293	15 350 246
022 Milk,cream, And Milk Products Other Than Butter Or Cheese	450 000	3 850 000	1 787 040	15 087 017
LAINNYA	3 968 552	19 549 133	5 619 263	39 617 588
<b>SUB TOTAL</b>	<b>272 616 011</b>	<b>1 937 570 844</b>	<b>135 089 964</b>	<b>965 801 306</b>
<b>BRAZIL</b>				
263 Cotton	5 409 612	85 120 832	12 156 921	221 892 923
672 Ingots And Other Iron/steel In Primary Forms	0	282 207 131	0	179 483 842
281 Iron Ore And Concentrates	0	586 260 238	0	131 786 362
792 Aircraft And Associated Equipments And Parts	13 172	44 322	60 333 908	94 993 496
061 Sugar, Molasses, And Honey	54 000 000	147 500 000	30 522 986	87 453 080
LAINNYA	34 916 159	272 894 924	47 497 789	328 326 070
<b>SUB TOTAL</b>	<b>94 338 943</b>	<b>1 374 027 447</b>	<b>150 511 604</b>	<b>1 043 935 773</b>
<b>COLOMBIA</b>				
591 Disinfectants, Insecticides, And Fungicides Put In Forms	0	625 408	0	3 138 460
325 Coke And Semi Coke Of Coal/lignite/peat	330 869	4 012 162	140 619	1 705 121
334 Petroleum Products, Refined	12 600	212 400	74 341	1 274 046
542 Medicaments, Including Veterinary Medicaments	567	1 710	323 467	976 025
513 Carboxylic Acids,and Their Anhydrides,halides,peroxides	24 000	394 200	55 992	966 602
LAINNYA	251 414	815 208	131 818	2 721 933
<b>SUB TOTAL</b>	<b>619 450</b>	<b>6 061 088</b>	<b>726 237</b>	<b>10 782 187</b>
<b>BOLIVIA</b>				
689 Miscellaneous Non-ferrous Basemetals Employed In Metallurgy	0	36 906	0	411 233
611 Leathers	0	14 500	0	138 489
522 Inorganic Chemical Elements, Oxides And Halogen Salts	0	72 000	0	78 000
248 Wood,simply Worked And Railway Sleeper Of Wood	0	21 864	0	30 341
057 Fruit And Nut; Fresh Or Dried	0	210	0	6 939
LAINNYA	8	114	490	4 906
<b>SUB TOTAL</b>	<b>8</b>	<b>145 594</b>	<b>490</b>	<b>669 908</b>
<b>URUGUAY</b>				
251 Pulp And Waste Paper	0	7 983 012	0	4 709 562
222 Oil Seeds Use For Extraction Ofsoft Fixed Vegetable Oils	2 510 960	4 492 755	1 726 634	3 000 262
679 Tubes, Pipes, Hollow Profile, Pipe Fitting Of Iron/steel	2 217	869 263	48 019	2 331 915
248 Wood,simply Worked And Railway Sleeper Of Wood	191 193	1 676 996	114 530	937 834
247 Wood In The Rough Or Roughly Squared	0	719 115	0	280 041
LAINNYA	25 171	1 101 543	68 763	1 326 661
<b>SUB TOTAL</b>	<b>2 729 541</b>	<b>16 842 684</b>	<b>1 957 946</b>	<b>12 586 275</b>
<b>PARAGUAY</b>				
081 Feeding Stuff For Animals	7 970 000	16 070 000	4 175 244	8 299 764
263 Cotton	949 258	1 450 069	1 773 541	2 831 252
611 Leathers	0	138 211	0	175 085
551 Essential Oils, Perfumes, And Flavour Materials	760	2 804	12 158	73 147
121 Tobacco, Unmanufactured And Refused	9 088	27 605	25 901	60 329
LAINNYA	0	18 500	0	9 130
<b>SUB TOTAL</b>	<b>8 929 106</b>	<b>17 707 189</b>	<b>5 986 844</b>	<b>11 448 707</b>
<b>ECUADOR</b>				
071 Coffee And Coffee Substitutes	0	155 000	0	1 333 000
121 Tobacco, Unmanufactured And Refused	0	18 581	0	502 253
081 Feeding Stuff For Animals	0	309 382	0	425 006
743 Pumps, Compressors, Fans, Blowers, Centrifuges, And Parts	2 334	13 849	51 743	369 338
072 Cocoa	0	100 119	0	239 255
LAINNYA	350 970	1 000 187	107 558	928 060
<b>SUB TOTAL</b>	<b>353 304</b>	<b>1 597 118</b>	<b>159 301</b>	<b>3 796 912</b>



**I.6 IMPOR KOMODITI MENURUT NEGARA ASAL / IMPORT BY COUNTRY OF ORIGIN**  
**DAN LIMA GOLONGAN BARANG (SITC) UTAMA / AND FIVE MAJOR SITC COMMODITY GROUP**  
**\*\* AGUSTUS / AUGUST 2012 \*\***

Negara Asal/SITC/Uraian Golongan Barang <i>Country of Origin/SITC/group Description</i>	Berat Bersih / <i>Net Weight (Kg)</i>		Nilai CIF / <i>CIF Value (US\$)</i>	
	Bulan ini <i>Current month</i>	Kumulatif <i>Cum. Jan to date</i>	Bulan ini <i>Current month</i>	Kumulatif <i>Cum. Jan to date</i>
<b>PERU</b>				
081 Feeding Stuff For Animals	994 600	13 607 868	1 511 056	18 427 491
057 Fruit And Nut; Fresh Or Dried	0	6 796 152	0	14 973 897
562 Fertilizers, Manufactured	0	79 344 120	0	12 684 198
411 Animal Oils And Fats	48 745	1 823 770	90 422	2 863 606
523 Metallicsalts And Peroxysalts	48 000	600 000	120 000	1 531 800
LAINNYA	28 478	941 346	116 898	2 044 060
<b>SUB TOTAL</b>	<b>1 119 823</b>	<b>103 113 256</b>	<b>1 838 376</b>	<b>52 525 052</b>
<b>GUYANA</b>				
282 Waste And Scrap Metal Of Iron/steel	357 120	2 325 985	164 275	1 037 956
278 Other Crude Minerals	0	338 878	0	205 679
LAINNYA	0	0	0	0
<b>SUB TOTAL</b>	<b>357 120</b>	<b>2 664 863</b>	<b>164 275</b>	<b>1 243 635</b>
<b>TRINIDAD AND TOBAGO</b>				
671 Pig Iron,spiegeleisen,sponge Iron, And Ferro-alloys	48 400 000	48 400 000	21 791 000	21 791 000
282 Waste And Scrap Metal Of Iron/steel	0	4 042 062	0	1 651 944
771 Electric Power Machinery And Parts	0	54 005	0	417 059
251 Pulp And Waste Paper	56 040	176 190	11 768	46 049
775 Household Type, Electrical/non-electrical Equipments	0	3 900	0	18 626
LAINNYA	0	3 376	0	5 898
<b>SUB TOTAL</b>	<b>48 456 040</b>	<b>52 679 533</b>	<b>21 802 768</b>	<b>23 930 576</b>
<b>BAHAMAS</b>				
282 Waste And Scrap Metal Of Iron/steel	0	186 480	0	84 000
112 Alcoholic Beverages	0	2 587	0	15 179
851 Footwears	0	80	0	1 026
784 Parts And Accessories Of The Motor Vehicles	0	20	0	714
743 Pumps, Compressors, Fans, Blowers, Centrifuges, And Parts	1	1	55	55
LAINNYA	0	0	0	0
<b>SUB TOTAL</b>	<b>1</b>	<b>189 168</b>	<b>55</b>	<b>100 974</b>
<b>JAMAICA</b>				
282 Waste And Scrap Metal Of Iron/steel	0	1 186 344	0	520 986
288 Non-ferrous Base Metal Waste And Scraps	0	125 470	0	211 203
112 Alcoholic Beverages	0	3 569	0	20 414
071 Coffee And Coffee Substitutes	0	350	0	19 425
251 Pulp And Waste Paper	52 638	52 638	12 896	12 896
LAINNYA	11	18	2 629	2 953
<b>SUB TOTAL</b>	<b>52 649</b>	<b>1 368 389</b>	<b>15 525</b>	<b>787 877</b>
<b>PUERTO RICO</b>				
515 Organo-inorganic And Heterocyclic Compounds	0	104	0	2 015 000
541 Medicinal And Pharmaceutical Products	51	2 151	51 681	1 231 420
282 Waste And Scrap Metal Of Iron/steel	0	2 600 189	0	1 023 438
542 Medicaments, Including Veterinary Medicaments	0	2 078	0	929 741
514 Nitrogen-function Compounds	0	50	0	260 708
LAINNYA	74 236	182 909	85 335	829 063
<b>SUB TOTAL</b>	<b>74 287</b>	<b>2 787 481</b>	<b>137 016</b>	<b>6 289 370</b>
<b>BELIZE</b>				
263 Cotton	0	326 309	0	720 325
652 Cotton Fabrics, Woven	0	5 596	0	133 253
554 Soap,cleansing And Polishing Preparations	0	2 725	0	11 928
694 Nails, Screws, Nuts, Bolts, Rivets Of Iron/steel Or Copper	0	1	0	88
598 Miscellaneous Chemical Products	0	16	0	47
LAINNYA	0	0	0	0
<b>SUB TOTAL</b>	<b>0</b>	<b>334 647</b>	<b>0</b>	<b>865 641</b>
<b>DOMINICAN REPUBLIC</b>				
282 Waste And Scrap Metal Of Iron/steel	0	4 405 765	0	1 938 304
121 Tobacco, Unmanufactured And Refused	0	37 238	0	820 061
641 Papers And Paperboards	0	5 835	0	30 528
772 Electrical Apparatus For Making And Breaking Electrical Circuits	0	320	0	17 040
872 Medical Instruments And Appliances	19	54	3 706	8 983
LAINNYA	45	455	2 206	43 277
<b>SUB TOTAL</b>	<b>64</b>	<b>4 449 667</b>	<b>5 912</b>	<b>2 858 193</b>

**I.6 IMPOR KOMODITI MENURUT NEGARA ASAL / IMPORT BY COUNTRY OF ORIGIN  
DAN LIMA GOLONGAN BARANG (SITC) UTAMA / AND FIVE MAJOR SITC COMMODITY GROUP  
\*\* AGUSTUS / AUGUST 2012 \*\***

Negara Asal/SITC/Uraian Golongan Barang <i>Country of Origin/SITC/group Description</i>	Berat Bersih / <i>Net Weight (Kg)</i>		Nilai CIF / <i>CIF Value (US\$)</i>	
	Bulan ini <i>Current month</i>	Kumulatif <i>Cum. Jan to date</i>	Bulan ini <i>Current month</i>	Kumulatif <i>Cum. Jan to date</i>
<b>EL SALVADOR</b>				
121 Tobacco, Unmanufactured And Refused	0	39 575	0	578 915
282 Waste And Scrap Metal Of Iron/steel	0	1 306 528	0	528 282
542 Medicaments, Including Veterinary Medicaments	1 440	1 440	22 320	22 320
845 Articles Of Apparel	0	965	0	21 242
655 Knitted Or Crocheted Fabrics	0	1 600	0	16 938
LAINNYA	0	201	0	14 056
<b>SUB TOTAL</b>	<b>1 440</b>	<b>1 350 309</b>	<b>22 320</b>	<b>1 181 753</b>
<b>COSTA RICA</b>				
759 Parts And Accessories For Machine Of Heading 751 Or 752	83	4 595	153 917	1 973 897
611 Leathers	0	29 903	0	660 399
223 Oil Seeds Use For Extraction Of Other Fixed Vegetable Oils	1 720	2 677	348 233	541 696
772 Electrical Apparatus For Making And Breaking Electrical Circuits	352	3 811	50 762	243 094
282 Waste And Scrap Metal Of Iron/steel	0	524 081	0	223 257
LAINNYA	106 778	425 694	95 115	600 949
<b>SUB TOTAL</b>	<b>108 933</b>	<b>990 761</b>	<b>648 027</b>	<b>4 243 292</b>
<b>HAITI</b>				
282 Waste And Scrap Metal Of Iron/steel	1 429 265	8 741 955	656 033	3 921 579
288 Non-ferrous Base Metal Waste And Scraps	0	18 240	0	32 832
845 Articles Of Apparel	0	123	0	7 690
551 Essential Oils, Perfumes, And Flavour Materials	0	40	0	6 170
843 Men's Coats/Jackets, Knitted	1	1	243	243
LAINNYA	0	19	0	165
<b>SUB TOTAL</b>	<b>1 429 266</b>	<b>8 760 378</b>	<b>656 276</b>	<b>3 968 679</b>
<b>BARBADOS</b>				
282 Waste And Scrap Metal Of Iron/steel	805 161	2 563 201	367 390	1 144 103
874 Measuring, Checking, Analysing, And Controlling Instrument And Appai	0	4	0	310
112 Alcoholic Beverages	0	45	0	232
LAINNYA	0	0	0	0
<b>SUB TOTAL</b>	<b>805 161</b>	<b>2 563 250</b>	<b>367 390</b>	<b>1 144 645</b>
<b>ANTIGUA AND BARBUDA</b>				
793 Ships, Boats, And Floating Structures	0	5 092 000	0	1 019 525
263 Cotton	0	99 916	0	257 724
282 Waste And Scrap Metal Of Iron/steel	405 554	506 104	186 555	231 501
764 Telecommunication Equipments And Parts	0	107	0	7 173
771 Electric Power Machinery And Parts	0	15	0	1 985
LAINNYA	1	648	7	1 609
<b>SUB TOTAL</b>	<b>405 555</b>	<b>5 698 790</b>	<b>186 562</b>	<b>1 519 517</b>
<b>ANGUILLA</b>				
651 Textile Yarns	397	947	5 951	13 435
784 Parts And Accessories Of The Motor Vehicles	0	224	0	6 459
745 Other Non-electical Machinery, Tools, And Mechanical Apparatus	0	26	0	512
LAINNYA	0	0	0	0
<b>SUB TOTAL</b>	<b>397</b>	<b>1 197</b>	<b>5 951</b>	<b>20 406</b>
<b>ARUBA</b>				
335 Residual Petroleum Products, And Related Materials	0	48 983 229	0	5 792 267
LAINNYA	0	0	0	0
<b>SUB TOTAL</b>	<b>0</b>	<b>48 983 229</b>	<b>0</b>	<b>5 792 267</b>
<b>BERMUDA</b>				
342 Liquefied Propane And Butane	0	14 549 387	0	12 635 429
793 Ships, Boats, And Floating Structures	0	5 313 000	0	8 781 300
112 Alcoholic Beverages	0	38	0	319
LAINNYA	0	0	0	0
<b>SUB TOTAL</b>	<b>0</b>	<b>19 862 425</b>	<b>0</b>	<b>21 417 048</b>
<b>CAPE VERDE</b>				
621 Materials Of Rubber	0	251	0	2 451
713 Internal Combustion Piston Engines And Parts	138	140	1 425	1 495
LAINNYA	0	0	0	0
<b>SUB TOTAL</b>	<b>138</b>	<b>391</b>	<b>1 425</b>	<b>3 946</b>

**I.6 IMPOR KOMODITI MENURUT NEGARA ASAL / IMPORT BY COUNTRY OF ORIGIN  
DAN LIMA GOLONGAN BARANG (SITC) UTAMA / AND FIVE MAJOR SITC COMMODITY GROUP  
\*\* AGUSTUS / AUGUST 2012 \*\***

Negara Asal/SITC/Uraian Golongan Barang <i>Country of Origin/SITC/group Description</i>	Berat Bersih / <i>Net Weight (Kg)</i>		Nilai CIF / <i>CIF Value (US\$)</i>	
	Bulan ini <i>Current month</i>	Kumulatif <i>Cum. Jan to date</i>	Bulan ini <i>Current month</i>	Kumulatif <i>Cum. Jan to date</i>
<b>CAYMAN ISLANDS</b>				
872 Medical Instruments And Appliances	0	794	0	21 000
714 Engines And Motors, Non-electric And Parts	0	2	0	15 163
742 Pumps For Liquid And Parts	0	30	0	3 318
694 Nails, Screws, Nuts, Bolts, Rivets Of Iron/steel Or Copper	0	6	0	675
232 Synthetic Rubber Latex, Synthetic/reclaimed Rubber	0	54	0	50
LAINNYA	0	0	0	0
<b>SUB TOTAL</b>	<b>0</b>	<b>886</b>	<b>0</b>	<b>40 206</b>
<b>DOMINICA</b>				
282 Waste And Scrap Metal Of Iron/steel	521 970	521 970	246 495	246 495
845 Articles Of Apparel	0	10	0	793
874 Measuring, Checking, Analysing, And Controlling Instrument And Appai	0	18	0	689
772 Electrical Apparatus For Making And Breaking Electrical Circuits	0	26	0	619
LAINNYA	0	0	0	0
<b>SUB TOTAL</b>	<b>521 970</b>	<b>522 024</b>	<b>246 495</b>	<b>248 596</b>
<b>FALKLAND ISLANDS</b>				
034 Fish, Fresh, Chilled Or Frozen	0	1 244	0	31 944
772 Electrical Apparatus For Making And Breaking Electrical Circuits	0	104	0	3 407
LAINNYA	0	0	0	0
<b>SUB TOTAL</b>	<b>0</b>	<b>1 348</b>	<b>0</b>	<b>35 351</b>
<b>FRENCH POLYNESIA</b>				
629 Articles Of Rubbers	0	8 305	0	61 901
291 Crude Animal Materials	0	18 615	0	9 308
LAINNYA	0	0	0	0
<b>SUB TOTAL</b>	<b>0</b>	<b>26 920</b>	<b>0</b>	<b>71 209</b>
<b>GREENLAND</b>				
036 Crustaceans, Molluscs, And Aquatic Invertebrates	89 145	655 355	539 340	2 978 342
LAINNYA	0	0	0	0
<b>SUB TOTAL</b>	<b>89 145</b>	<b>655 355</b>	<b>539 340</b>	<b>2 978 342</b>
<b>GRENADA</b>				
884 Optical Goods	0	3	0	900
LAINNYA	0	0	0	0
<b>SUB TOTAL</b>	<b>0</b>	<b>3</b>	<b>0</b>	<b>900</b>
<b>MARTINIQUE</b>				
651 Textile Yarns	0	1 695	0	13 162
LAINNYA	0	0	0	0
<b>SUB TOTAL</b>	<b>0</b>	<b>1 695</b>	<b>0</b>	<b>13 162</b>
<b>NETHERLANDS ANTILLES</b>				
728 Other Machines And Equipment Specialized For Particular Industry	0	3 970	0	393 832
334 Petroleum Products, Refined	28 800	44 873	89 841	138 738
723 Civil Engineering And Contractor Plants And Equipments/parts	200	52 893	1 113	117 416
641 Papers And Paperboards	391	19 128	4 486	59 220
899 Other Miscellaneous Manufactured Articles	199	199	47 972	47 972
LAINNYA	10	5 882	5 465	85 916
<b>SUB TOTAL</b>	<b>29 600</b>	<b>126 945</b>	<b>148 877</b>	<b>843 094</b>
<b>NORFOLK ISLANDS</b>				
598 Miscellaneous Chemical Products	13 200	85 200	84 480	515 406
LAINNYA	0	0	0	0
<b>SUB TOTAL</b>	<b>13 200</b>	<b>85 200</b>	<b>84 480</b>	<b>515 406</b>
<b>SAINT LUCIA</b>				
282 Waste And Scrap Metal Of Iron/steel	0	224 400	0	103 224
288 Non-ferrous Base Metal Waste And Scraps	0	15 760	0	26 004
LAINNYA	0	0	0	0
<b>SUB TOTAL</b>	<b>0</b>	<b>240 160</b>	<b>0</b>	<b>129 228</b>

**I.6 IMPOR KOMODITI MENURUT NEGARA ASAL / IMPORT BY COUNTRY OF ORIGIN  
DAN LIMA GOLONGAN BARANG (SITC) UTAMA / AND FIVE MAJOR SITC COMMODITY GROUP  
\*\* AGUSTUS / AUGUST 2012 \*\***

Negara Asal/SITC/Uraian Golongan Barang <i>Country of Origin/SITC/group Description</i>	Berat Bersih / <i>Net Weight (Kg)</i>		Nilai CIF / <i>CIF Value (US\$)</i>	
	Bulan ini <i>Current month</i>	Kumulatif <i>Cum. Jan to date</i>	Bulan ini <i>Current month</i>	Kumulatif <i>Cum. Jan to date</i>
<b>SAN MARINO</b>				
778 Electrical Machinery And Apparatus	22	22	889	889
LAINNYA	0	0	0	0
SUB TOTAL	22	22	889	889
<b>TURKS AND CAICOS ISLANDS</b>				
121 Tobacco, Unmanufactured And Refused	0	80	0	1 446
LAINNYA	0	0	0	0
SUB TOTAL	0	80	0	1 446
<b>GUADELOUPE</b>				
251 Pulp And Waste Paper	0	50 260	0	10 924
751 Office Machines	22	22	2 391	2 391
LAINNYA	0	0	0	0
SUB TOTAL	22	50 282	2 391	13 315
<b>SAINT KITTS AND NEVIS</b>				
695 Tools For Used In The Hand Or In Machines	0	8	0	2 174
LAINNYA	0	0	0	0
SUB TOTAL	0	8	0	2 174
<b>UNITED KINGDOM</b>				
782 Motor Vehicle For The Transportation Of Goods	771 237	10 123 226	9 052 807	118 727 248
744 Mechanical Handling Equipments And Parts	51 503	3 290 642	972 380	52 780 276
716 Rotating Electric Plants And Parts	578 361	3 902 027	8 420 225	46 443 867
781 Passenger Motor Cars	220 572	2 268 831	3 856 905	45 214 514
251 Pulp And Waste Paper	11 409 280	188 831 169	2 269 160	39 468 254
LAINNYA	7 305 637	244 310 594	53 883 748	590 626 141
SUB TOTAL	20 336 590	452 726 489	78 455 225	893 260 300
<b>NETHERLANDS</b>				
022 Milk,cream, And Milk Products Other Than Butter Or Cheese	2 224 114	23 411 096	7 930 781	66 529 250
782 Motor Vehicle For The Transportation Of Goods	401 178	5 536 613	3 852 164	55 780 295
793 Ships, Boats, And Floating Structures	654 281	8 552 028	10 188 784	23 774 825
874 Measuring, Checking, Analysing, And Controlling Instrument And Appai	24 495	116 671	1 787 878	22 818 939
592 Starches, Inulin, And Wheat Glutenal Buminoidal Substances; Glues	3 586 145	18 503 929	1 743 008	18 722 898
LAINNYA	15 061 955	170 496 990	40 557 542	412 516 028
SUB TOTAL	21 952 168	226 617 327	66 060 157	600 142 235
<b>FRANCE</b>				
792 Aircraft And Associated Equipments And Parts	67 402	482 690	41 814 040	281 291 997
251 Pulp And Waste Paper	13 100 140	139 195 418	9 023 171	85 991 901
723 Civil Engineering And Contractor Plants And Equipments/parts	1 061 332	6 088 926	12 227 538	78 135 400
772 Electrical Apparatus For Making And Breaking Electrical Circuits	166 502	1 389 557	5 668 050	42 484 242
022 Milk,cream, And Milk Products Other Than Butter Or Cheese	2 962 097	18 631 332	5 250 972	42 375 466
LAINNYA	15 073 085	159 230 151	61 387 771	624 626 062
SUB TOTAL	32 430 558	325 018 074	135 371 542	1 154 905 068
<b>GERMANY, FED. REP. OF</b>				
728 Other Machines And Equipment Specialized For Particular Industry	982 257	5 622 079	33 085 045	187 528 668
784 Parts And Accessories Of The Motor Vehicles	883 776	8 005 394	10 930 496	110 841 519
744 Mechanical Handling Equipments And Parts	772 199	16 631 995	5 961 135	101 829 111
724 Textile/leather Machinery And Parts	278 251	4 754 785	5 932 866	91 451 421
745 Other Non-electical Machinery, Tools, And Mechanical Apparatus	276 071	2 077 559	12 199 067	89 754 720
LAINNYA	83 547 581	536 396 384	265 110 296	1 972 580 610
SUB TOTAL	86 740 135	573 488 196	333 218 905	2 553 986 049
<b>AUSTRIA</b>				
776 Thermionic, Cold Cathode, And Photo Cathode Valves/tubes	12 501	108 986	6 001 289	55 196 562
716 Rotating Electric Plants And Parts	37	585 908	861	17 031 117
641 Papers And Paperboards	637 517	7 584 640	1 841 664	15 421 751
744 Mechanical Handling Equipments And Parts	359 538	1 877 438	2 314 237	14 756 116
728 Other Machines And Equipment Specialized For Particular Industry	2 070	390 655	73 420	11 257 242
LAINNYA	4 210 419	21 586 732	14 129 365	113 272 172
SUB TOTAL	5 222 082	32 134 359	24 360 836	226 934 960

**I.6 IMPOR KOMODITI MENURUT NEGARA ASAL / IMPORT BY COUNTRY OF ORIGIN  
DAN LIMA GOLONGAN BARANG (SITC) UTAMA / AND FIVE MAJOR SITC COMMODITY GROUP  
\*\* AGUSTUS / AUGUST 2012 \*\***

Negara Asal/SITC/Uraian Golongan Barang <i>Country of Origin/SITC/group Description</i>	Berat Bersih / <i>Net Weight (Kg)</i>		Nilai CIF / <i>CIF Value (US\$)</i>	
	Bulan ini <i>Current month</i>	Kumulatif <i>Cum. Jan to date</i>	Bulan ini <i>Current month</i>	Kumulatif <i>Cum. Jan to date</i>
<b>BELGIUM</b>				
515 Organo-inorganic And Heterocyclic Compounds	1 486 074	15 094 950	5 473 626	59 945 076
022 Milk,cream, And Milk Products Other Than Butter Or Cheese	1 250 000	8 170 000	3 574 100	24 774 419
741 Heating And Cooling Equipments And Parts	87 693	595 990	2 901 808	17 747 349
743 Pumps, Compressors, Fans, Blowers, Centrifuges, And Parts	132 576	621 609	3 928 696	16 719 117
723 Civil Engineering And Contractor Plants And Equipments/parts	246 611	1 328 965	2 632 345	14 441 151
LAINNYA	20 491 858	184 455 948	33 176 948	297 299 099
<b>SUB TOTAL</b>	<b>23 694 812</b>	<b>210 267 462</b>	<b>51 687 523</b>	<b>430 926 211</b>
<b>SWITZERLAND</b>				
714 Engines And Motors, Non-electric And Parts	2 944	50 973	816 569	30 212 653
542 Medicaments, Including Veterinary Medicaments	19 341	173 697	1 421 660	29 667 331
541 Medicinal And Pharmaceutical Products	37 554	400 016	1 769 250	20 785 439
551 Essential Oils, Perfumes, And Flavour Materials	88 611	727 595	1 873 760	19 835 778
724 Textile/leather Machinery And Parts	23 025	1 888 516	1 221 258	19 411 276
LAINNYA	3 228 327	24 734 216	31 722 051	230 976 269
<b>SUB TOTAL</b>	<b>3 399 802</b>	<b>27 975 013</b>	<b>38 824 548</b>	<b>350 888 746</b>
<b>LUXEMBOURG</b>				
677 Rail/railway And Tractor Construction Of Iron/steel Materials	325 470	759 366	1 183 388	1 671 771
676 Iron/steel Bars, Rods, Angels, Shaped And Sections	10 882	527 883	12 618	788 003
657 Special Yarns,textile Fabrics	15 792	85 858	130 548	784 112
741 Heating And Cooling Equipments And Parts	0	34 535	0	723 866
598 Miscellaneous Chemical Products	0	1 088 216	0	282 143
LAINNYA	22 479	514 666	93 961	1 336 838
<b>SUB TOTAL</b>	<b>374 623</b>	<b>3 010 524</b>	<b>1 420 515</b>	<b>5 586 733</b>
<b>MONACO</b>				
775 Household Type, Electrical/non-electrical Equipments	0	4 206	0	115 068
652 Cotton Fabrics, Woven	0	7 112	0	57 871
553 Perfumery, Cosmetics, And Toilet Preparations	44	955	2 657	53 826
851 Footwears	0	2 638	0	38 501
541 Medicinal And Pharmaceutical Products	0	1 055	0	14 935
LAINNYA	204	1 633	1 677	31 120
<b>SUB TOTAL</b>	<b>248</b>	<b>17 599</b>	<b>4 334</b>	<b>311 321</b>
<b>DENMARK</b>				
542 Medicaments, Including Veterinary Medicaments	6 470	45 224	2 607 858	19 595 785
022 Milk,cream, And Milk Products Other Than Butter Or Cheese	475 205	2 753 805	2 836 736	13 983 560
793 Ships, Boats, And Floating Structures	0	15 735 534	0	10 360 350
728 Other Machines And Equipment Specialized For Particular Industry	81 245	367 450	1 290 525	7 799 197
727 Food Processing Machines And Parts	23 211	150 117	1 643 753	5 153 793
LAINNYA	1 002 333	13 904 474	4 644 795	49 651 447
<b>SUB TOTAL</b>	<b>1 588 464</b>	<b>32 956 604</b>	<b>13 023 667</b>	<b>106 544 132</b>
<b>NORWAY</b>				
562 Fertilizers, Manufactured	9 118 570	106 624 528	5 331 438	61 976 940
723 Civil Engineering And Contractor Plants And Equipments/parts	3 786	703 540	152 425	17 127 970
782 Motor Vehicle For The Transportation Of Goods	515 100	939 300	6 298 500	11 447 000
679 Tubes, Pipes, Hollow Profile, Pipe Fitting Of Iron/steel	34 915	399 442	1 149 857	9 375 489
718 Other Power Generating Machines And Parts	0	419 846	0	9 296 366
LAINNYA	3 212 671	42 254 555	6 158 123	65 651 426
<b>SUB TOTAL</b>	<b>12 885 042</b>	<b>151 341 211</b>	<b>19 090 343</b>	<b>174 875 191</b>
<b>SWEDEN</b>				
764 Telecommunication Equipments And Parts	53 409	948 126	30 381 784	434 454 674
782 Motor Vehicle For The Transportation Of Goods	2 395 698	22 294 254	25 250 599	228 875 901
251 Pulp And Waste Paper	9 413 766	66 706 242	9 167 590	62 636 604
641 Papers And Paperboards	3 783 328	32 532 032	4 096 664	36 546 618
783 Road Motor Vehicles	288 223	2 059 907	3 129 022	23 803 267
LAINNYA	7 768 891	39 111 844	20 914 094	187 329 688
<b>SUB TOTAL</b>	<b>23 703 315</b>	<b>163 652 405</b>	<b>92 939 753</b>	<b>973 646 752</b>
<b>FINLAND</b>				
764 Telecommunication Equipments And Parts	5 865	125 240	3 881 424	23 396 999
725 Papermill/pulpmill Machinery And Paper Cutting Machines	138 986	658 215	3 587 662	19 471 324
641 Papers And Paperboards	1 592 328	19 637 641	1 660 201	18 966 056
723 Civil Engineering And Contractor Plants And Equipments/parts	156 857	389 856	3 898 396	12 886 166

**I.6 IMPOR KOMODITI MENURUT NEGARA ASAL / IMPORT BY COUNTRY OF ORIGIN  
DAN LIMA GOLONGAN BARANG (SITC) UTAMA / AND FIVE MAJOR SITC COMMODITY GROUP  
\*\* AGUSTUS / AUGUST 2012 \*\***

Negara Asal/SITC/Uraian Golongan Barang <i>Country of Origin/SITC/group Description</i>	Berat Bersih / <i>Net Weight (Kg)</i>		Nilai CIF / <i>CIF Value (US\$)</i>	
	Bulan ini <i>Current month</i>	Kumulatif <i>Cum. Jan to date</i>	Bulan ini <i>Current month</i>	Kumulatif <i>Cum. Jan to date</i>
759 Parts And Accessories For Machine Of Heading 751 Or 752 LAINNYA	177 3 410 454	49 699 19 228 474	472 681 14 060 964	12 609 983 88 231 672
SUB TOTAL	5 304 667	40 089 125	27 561 328	175 562 200
<b>IRELAND</b>				
022 Milk,cream, And Milk Products Other Than Butter Or Cheese	1 515 730	4 907 106	4 090 933	12 472 385
551 Essential Oils, Perfumes, And Flavour Materials	75 664	797 861	1 620 438	9 603 580
792 Aircraft And Associated Equipments And Parts	0	51 808	0	8 900 855
542 Medicaments, Including Veterinary Medicaments	880	18 037	723 864	7 163 387
752 Automatic Data Processing Machines And Their Units LAINNYA	99 3 465 276	26 678 20 863 007	4 497 4 543 017	5 976 353 35 374 735
SUB TOTAL	5 057 649	26 664 497	10 982 749	79 491 295
<b>ITALY</b>				
728 Other Machines And Equipment Specialized For Particular Industry	557 855	3 445 839	11 075 478	100 326 216
745 Other Non-electical Machinery, Tools, And Mechanical Apparatus	139 660	1 289 755	13 591 825	71 452 197
679 Tubes, Pipes, Hollow Profile, Pipe Fitting Of Iron/steel	3 503 564	26 116 753	4 978 998	55 792 828
747 Taps, Cocks, And Valves For Pipes	78 636	1 332 521	7 393 365	53 094 765
723 Civil Engineering And Contractor Plants And Equipments/parts LAINNYA	709 753 21 763 668	8 762 012 238 567 133	4 136 624 94 577 492	39 911 634 637 735 571
SUB TOTAL	26 753 136	279 514 013	135 753 782	958 313 211
<b>SPAIN</b>				
625 Rubber Tyre,tyre Cases,tyre Treads,inner Tubes, And Tyre Flaps	196 782	1 996 727	2 009 588	17 914 598
679 Tubes, Pipes, Hollow Profile, Pipe Fitting Of Iron/steel	492 777	4 502 996	8 064 631	17 777 031
782 Motor Vehicle For The Transportation Of Goods	44 940	1 580 036	572 663	16 964 617
533 Pigments, Paints, Varnishes, And Related Materials	1 121 464	10 232 861	1 274 244	12 753 272
784 Parts And Accessories Of The Motor Vehicles LAINNYA	58 573 11 582 796	757 740 62 147 336	835 341 29 147 934	11 159 425 216 725 084
SUB TOTAL	13 497 332	81 217 696	41 904 401	293 294 027
<b>PORTUGAL</b>				
845 Articles Of Apparel	8 514	53 499	498 904	3 328 460
721 Agricultural Machinery And Parts	148	121 331	23 243	2 229 777
744 Mechanical Handling Equipments And Parts	0	198 951	0	1 543 941
842 Women's Coats/jacket, Not Knitted	1 680	11 737	149 396	1 048 628
679 Tubes, Pipes, Hollow Profile, Pipe Fitting Of Iron/steel LAINNYA	0 83 999	552 028 2 732 495	0 943 587	965 808 9 273 012
SUB TOTAL	94 341	3 670 041	1 615 130	18 389 626
<b>ICELAND</b>				
671 Pig Iron,spiegeleisen,sponge Iron, And Ferro-alloys	0	140 000	0	480 000
041 Wheat And Meslin, Unmilled	0	861 450	0	233 453
542 Medicaments, Including Veterinary Medicaments	0	2 294	0	43 467
663 Mineral Manufactures	0	15 252	0	21 840
893 Article Of Plastics LAINNYA	0 10	2 235 1 173	0 295	13 811 14 819
SUB TOTAL	10	1 022 404	295	807 390
<b>GREECE</b>				
263 Cotton	500 524	28 205 000	1 066 659	61 076 013
251 Pulp And Waste Paper	4 131 450	81 536 422	990 393	17 720 150
121 Tobacco, Unmanufactured And Refused	0	1 531 296	0	12 234 400
771 Electric Power Machinery And Parts	0	133 445	0	1 693 556
724 Textile/leather Machinery And Parts LAINNYA	9 190 207 546	48 943 4 917 364	117 000 266 416	1 207 888 3 819 113
SUB TOTAL	4 848 710	116 372 470	2 440 468	97 751 120
<b>VATICAN CITY STATE</b>				
699 Manufactures Of Base Metals LAINNYA	0 0	5 0	0 0	100 0
SUB TOTAL	0	5	0	100
<b>ANDORRA</b>				
582 Plates, Sheets, And Film Of Plastics	0	48	0	197
748 Transmission Shafts And Cranks	0	3	0	91

**I.6 IMPOR KOMODITI MENURUT NEGARA ASAL / IMPORT BY COUNTRY OF ORIGIN  
DAN LIMA GOLONGAN BARANG (SITC) UTAMA / AND FIVE MAJOR SITC COMMODITY GROUP  
\*\* AGUSTUS / AUGUST 2012 \*\***

Negara Asal/SITC/Uraian Golongan Barang <i>Country of Origin/SITC/group Description</i>	Berat Bersih / <i>Net Weight (Kg)</i>		Nilai CIF / <i>CIF Value (US\$)</i>	
	Bulan ini <i>Current month</i>	Kumulatif <i>Cum. Jan to date</i>	Bulan ini <i>Current month</i>	Kumulatif <i>Cum. Jan to date</i>
653 Fabrics, Woven, Of Man-made Fibres	1	1	2	2
LAINNYA	0	0	0	0
<b>SUB TOTAL</b>	<b>1</b>	<b>52</b>	<b>2</b>	<b>290</b>
<b>LIECHTENSTEIN</b>				
772 Electrical Apparatus For Making And Breaking Electrical Circuits	2 008	4 671	74 088	171 162
741 Heating And Cooling Equipments And Parts	0	3 546	0	43 810
287 Ores And Concentrates Of Basemetals	0	30	0	8 892
533 Pigments, Paints, Varnishes, And Related Materials	0	950	0	6 063
699 Manufactures Of Base Metals	1	7	241	2 682
LAINNYA	5	326	2 748	6 182
<b>SUB TOTAL</b>	<b>2 014</b>	<b>9 530</b>	<b>77 077</b>	<b>238 791</b>
<b>DEMOCRATIC REP. OF THE CONGO</b>				
292 Crude Vegetable Materials	142 069	1 179 310	350 909	2 902 328
231 Natural Rubber Latex:natural Rubber And Similar Natural Gums	0	195 000	0	594 750
248 Wood,simply Worked And Railway Sleeper Of Wood	37 820	273 548	17 202	169 153
786 Trailers And Other Vehicles, Not Motorized	0	711	0	28 058
723 Civil Engineering And Contractor Plants And Equipments/parts	0	128	0	830
LAINNYA	0	26	0	974
<b>SUB TOTAL</b>	<b>179 889</b>	<b>1 648 723</b>	<b>368 111</b>	<b>3 696 093</b>
<b>HUNGARY</b>				
764 Telecommunication Equipments And Parts	13 925	145 747	10 703 362	93 008 783
752 Automatic Data Processing Machines And Their Units	3 042	25 869	142 265	8 380 225
778 Electrical Machinery And Apparatus	30 007	158 782	585 091	3 350 120
541 Medicinal And Pharmaceutical Products	3 277	15 135	468 125	2 602 848
629 Articles Of Rubbers	1 458	167 739	17 302	1 159 567
LAINNYA	93 917	2 296 647	1 094 980	9 612 260
<b>SUB TOTAL</b>	<b>145 626</b>	<b>2 809 919</b>	<b>13 011 125</b>	<b>118 113 803</b>
<b>POLAND</b>				
022 Milk,cream, And Milk Products Other Than Butter Or Cheese	775 475	7 399 500	1 397 388	13 044 082
515 Organo-inorganic And Heterocyclic Compounds	751 026	4 254 654	1 668 892	11 707 531
778 Electrical Machinery And Apparatus	89 197	1 065 752	941 110	8 332 562
728 Other Machines And Equipment Specialized For Particular Industry	16 294	104 831	2 645 000	7 981 850
232 Synthetic Rubber Latex, Synthetic/reclaimed Rubber	228 747	2 046 440	615 343	5 732 556
LAINNYA	1 011 094	10 747 909	4 082 694	32 261 609
<b>SUB TOTAL</b>	<b>2 871 833</b>	<b>25 619 086</b>	<b>11 350 427</b>	<b>79 060 190</b>
<b>ROMANIA</b>				
714 Engines And Motors, Non-electric And Parts	14 500	69 991	19 832	36 524 940
764 Telecommunication Equipments And Parts	51	13 319	13 970	7 297 938
679 Tubes, Pipes, Hollow Profile, Pipe Fitting Of Iron/steel	26 692	978 619	90 110	1 819 672
842 Women's Coats/jacket, Not Knitted	1 908	21 096	82 829	936 566
723 Civil Engineering And Contractor Plants And Equipments/parts	90	50 546	1 257	933 498
LAINNYA	61 818	818 973	870 368	5 858 701
<b>SUB TOTAL</b>	<b>105 059</b>	<b>1 952 544</b>	<b>1 078 366</b>	<b>53 371 315</b>
<b>BULGARIA</b>				
891 Arms And Ammunitions	0	307 915	0	6 050 119
772 Electrical Apparatus For Making And Breaking Electrical Circuits	8 705	97 336	304 720	2 728 876
075 Spices	649 215	8 043 755	263 931	2 724 240
081 Feeding Stuff For Animals	0	280 500	0	1 007 175
737 Metalworking Machinery And Parts	0	90 727	0	945 823
LAINNYA	367 177	4 218 221	366 599	6 182 506
<b>SUB TOTAL</b>	<b>1 025 097</b>	<b>13 038 454</b>	<b>935 250</b>	<b>19 638 739</b>
<b>SERBIA</b>				
746 Ball Or Roller Bearings	68	787	139	9 405
772 Electrical Apparatus For Making And Breaking Electrical Circuits	0	1	0	21
778 Electrical Machinery And Apparatus	0	1	0	9
LAINNYA	0	0	0	0
<b>SUB TOTAL</b>	<b>68</b>	<b>789</b>	<b>139</b>	<b>9 435</b>

**I.6 IMPOR KOMODITI MENURUT NEGARA ASAL / IMPORT BY COUNTRY OF ORIGIN  
DAN LIMA GOLONGAN BARANG (SITC) UTAMA / AND FIVE MAJOR SITC COMMODITY GROUP  
\*\* AGUSTUS / AUGUST 2012 \*\***

Negara Asal/SITC/Uraian Golongan Barang <i>Country of Origin/SITC/group Description</i>	Berat Bersih / <i>Net Weight (Kg)</i>		Nilai CIF / <i>CIF Value (US\$)</i>	
	Bulan ini <i>Current month</i>	Kumulatif <i>Cum. Jan to date</i>	Bulan ini <i>Current month</i>	Kumulatif <i>Cum. Jan to date</i>
<b>ALBANIA</b>				
671 Pig Iron,spiegeleisen,sponge Iron, And Ferro-alloys	0	275 775	0	465 397
851 Footwears	342	671	7 351	23 067
845 Articles Of Apparel	241	255	13 829	14 691
098 Edible Products And Preparations	0	145	0	1 482
551 Essential Oils, Perfumes, And Flavour Materials	30	30	729	729
LAINNYA	0	0	0	0
SUB TOTAL	613	276 876	21 909	505 366
<b>ARMENIA</b>				
598 Miscellaneous Chemical Products	0	907	0	16 118
694 Nails, Screws, Nuts, Bolts, Rivets Of Iron/steel Or Copper	0	944	0	9 666
LAINNYA	0	0	0	0
SUB TOTAL	0	1 851	0	25 784
<b>AZERBAIJAN</b>				
333 Petroleum Oil, Crude	266 619 284	1 064 806 104	205 389 375	897 068 503
LAINNYA	0	0	0	0
SUB TOTAL	266 619 284	1 064 806 104	205 389 375	897 068 503
<b>BELARUS</b>				
562 Fertilizers, Manufactured	34 250 000	113 098 351	16 967 450	59 826 013
625 Rubber Tyre,tyre Cases,tyre Treads,inner Tubes, And Tyre Flaps	85 555	1 576 583	428 085	10 836 716
592 Starches, Inulin, And Wheat Glutenal Buminoidal Substances; Glues	0	15 000	0	154 500
872 Medical Instruments And Appliances	0	2 223	0	115 681
871 Optical Instrument And Apparatus	0	484	0	38 535
LAINNYA	1	1 296	14	24 490
SUB TOTAL	34 335 556	114 693 937	17 395 549	70 995 935
<b>KAZAKHSTAN</b>				
673 Flat Rolled Products, Not Clad	0	26 131 960	0	17 528 141
686 Zinc	592 696	7 259 589	1 171 432	15 046 879
685 Lead	100 377	1 099 165	201 080	2 431 701
759 Parts And Accessories For Machine Of Heading 751 Or 752	104	104	91 123	91 123
671 Pig Iron,spiegeleisen,sponge Iron, And Ferro-alloys	0	25 040	0	80 451
LAINNYA	5	160	512	12 377
SUB TOTAL	693 182	34 516 018	1 464 147	35 190 672
<b>KYRGYZSTAN</b>				
728 Other Machines And Equipment Specialized For Particular Industry	0	1 850	0	253 011
682 Copper	0	21 757	0	181 528
121 Tobacco, Unmanufactured And Refused	0	39 537	0	156 169
657 Special Yarns,textile Fabrics	0	8 475	0	138 835
687 Tin	0	5 040	0	110 300
LAINNYA	2 335	43 284	14 392	186 403
SUB TOTAL	2 335	119 943	14 392	1 026 246
<b>MOLDOVA, REPUBLIC OF</b>				
845 Articles Of Apparel	844	3 350	25 225	105 142
842 Women's Coats/jacket, Not Knitted	369	2 429	11 107	92 358
844 Women's Coats/jackets, Knitted	57	1 203	1 637	36 847
893 Article Of Plastics	2 818	3 000	33 459	36 136
841 Men's Coats/jackets, Not Knitted	30	31	1 986	2 219
LAINNYA	7	166	254	2 653
SUB TOTAL	4 125	10 179	73 668	275 355
<b>TAJKISTAN</b>				
684 Alumunium	0	3 612 186	0	7 591 703
582 Plates, Sheets, And Film Of Plastics	0	16 306	0	32 612
LAINNYA	0	0	0	0
SUB TOTAL	0	3 628 492	0	7 624 315
<b>TURKMENISTAN</b>				
263 Cotton	0	495 382	0	883 043
841 Men's Coats/jackets, Not Knitted	199	783	7 633	32 007
845 Articles Of Apparel	0	405	0	3 897
842 Women's Coats/jacket, Not Knitted	18	74	799	2 875



**I.6 IMPOR KOMODITI MENURUT NEGARA ASAL / IMPORT BY COUNTRY OF ORIGIN  
DAN LIMA GOLONGAN BARANG (SITC) UTAMA / AND FIVE MAJOR SITC COMMODITY GROUP  
\*\* AGUSTUS / AUGUST 2012 \*\***

Negara Asal/SITC/Uraian Golongan Barang <i>Country of Origin/SITC/group Description</i>	Berat Bersih / <i>Net Weight (Kg)</i>		Nilai CIF / <i>CIF Value (US\$)</i>	
	Bulan ini <i>Current month</i>	Kumulatif <i>Cum. Jan to date</i>	Bulan ini <i>Current month</i>	Kumulatif <i>Cum. Jan to date</i>
848 Articles Of Apparel And Clothing Accessories Of Other Than Textile Fab LAINNYA	0 0	6 0	0 0	155 0
SUB TOTAL	217	496 650	8 432	921 977
<b>UKRAINE</b>				
672 Ingots And Other Iron/steel In Primary Forms	92 222 579	596 351 304	58 855 894	375 921 257
673 Flat Rolled Products, Not Clad	26 560 628	107 957 892	20 016 790	85 231 238
562 Fertilizers, Manufactured	0	179 730 385	0	52 572 856
061 Sugar, Molasses, And Honey	16 030 000	48 926 934	2 976 138	9 073 740
671 Pig Iron,spiegeleisen,sponge Iron, And Ferro-alloys LAINNYA	5 145 700 1 875 529	15 066 413 28 203 304	2 469 936 1 783 212	7 398 472 19 782 233
SUB TOTAL	141 834 436	976 236 232	86 101 970	549 979 796
<b>UZBEKISTAN</b>				
784 Parts And Accessories Of The Motor Vehicles	0	2 145	0	39 555
776 Thermionic, Cold Cathode, And Photo Cathode Valves/tubes	0	396	0	18 966
723 Civil Engineering And Contractor Plants And Equipments/parts	26	26	1 880	1 880
629 Articles Of Rubbers LAINNYA	0 0	1 0	0 0	11 0
SUB TOTAL	26	2 568	1 880	60 412
<b>LITHUANIA</b>				
562 Fertilizers, Manufactured	0	38 006 870	0	12 354 466
022 Milk,cream, And Milk Products Other Than Butter Or Cheese	450 000	1 500 000	599 750	2 123 843
282 Waste And Scrap Metal Of Iron/steel	0	3 508 830	0	1 635 932
728 Other Machines And Equipment Specialized For Particular Industry	0	5 763	0	116 129
512 Alcohols,phenols,phenol-alcohols And Their Halogenated LAINNYA	0 9 380	25 600 131 647	0 20 912	85 760 309 055
SUB TOTAL	459 380	43 178 710	620 662	16 625 185
<b>LATVIA</b>				
625 Rubber Tyre,tyre Cases,tyre Treads,inner Tubes, And Tyre Flaps	0	314 430	0	3 132 000
282 Waste And Scrap Metal Of Iron/steel	0	1 025 780	0	473 235
232 Synthetic Rubber Latex, Synthetic/reclaimed Rubber	21 600	103 050	79 488	397 143
699 Manufactures Of Base Metals	2 597	24 937	3 034	176 065
022 Milk,cream, And Milk Products Other Than Butter Or Cheese LAINNYA	100 000 937	100 000 46 933	121 000 60 884	121 000 403 570
SUB TOTAL	125 134	1 615 130	264 406	4 703 013
<b>ESTONIA</b>				
764 Telecommunication Equipments And Parts	606	198 520	33 561	85 465 307
282 Waste And Scrap Metal Of Iron/steel	0	1 979 735	0	913 568
641 Papers And Paperboards	233 887	794 557	243 524	874 546
772 Electrical Apparatus For Making And Breaking Electrical Circuits	106	2 533	28 848	138 481
773 Equipment For Distributing Electricity LAINNYA	106 21 171	1 837 710 917	7 660 58 364	122 361 527 343
SUB TOTAL	255 876	3 688 099	371 957	88 041 606
<b>GEORGIA</b>				
684 Alumunium	0	987 360	0	2 133 586
282 Waste And Scrap Metal Of Iron/steel	0	2 433 010	0	1 081 031
778 Electrical Machinery And Apparatus	0	14 530	0	619 641
523 Metallicsalts And Peroxysalts	35 700	107 100	153 510	439 110
098 Edible Products And Preparations LAINNYA	0 74 190	14 077 84 901	0 178 397	223 320 458 254
SUB TOTAL	109 890	3 640 978	331 907	4 954 942
<b>CROATIA</b>				
121 Tobacco, Unmanufactured And Refused	158 400	336 600	795 168	1 629 738
737 Metalworking Machinery And Parts	10 585	202 999	80 707	1 339 893
791 Railway Vehicles And Associated Equipments	116	2 082	9 717	593 441
248 Wood, simply Worked And Railway Sleeper Of Wood	50 005	246 142	41 005	207 184
661 Lime,cement And Fabricated Construction Materials LAINNYA	0 3 317	189 000 78 817	0 66 456	106 155 489 800
SUB TOTAL	222 423	1 055 640	993 053	4 366 211

**I.6 IMPOR KOMODITI MENURUT NEGARA ASAL / IMPORT BY COUNTRY OF ORIGIN  
DAN LIMA GOLONGAN BARANG (SITC) UTAMA / AND FIVE MAJOR SITC COMMODITY GROUP  
\*\* AGUSTUS / AUGUST 2012 \*\***

Negara Asal/SITC/Uraian Golongan Barang <i>Country of Origin/SITC/group Description</i>	Berat Bersih / <i>Net Weight (Kg)</i>		Nilai CIF / <i>CIF Value (US\$)</i>	
	Bulan ini <i>Current month</i>	Kumulatif <i>Cum. Jan to date</i>	Bulan ini <i>Current month</i>	Kumulatif <i>Cum. Jan to date</i>
<b>BOSNIA AND HERZEGOVINA</b>				
121 Tobacco, Unmanufactured And Refused	0	79 200	0	373 032
641 Papers And Paperboards	0	206 015	0	124 140
851 Footwears	0	189	0	24 874
725 Papermill/pulpmill Machinery And Paper Cutting Machines	0	600	0	9 490
775 Household Type, Electrical/non-electrical Equipments	0	114	0	5 244
LAINNYA	54	283	2 240	8 515
<b>SUB TOTAL</b>	<b>54</b>	<b>286 401</b>	<b>2 240</b>	<b>545 295</b>
<b>MALTA</b>				
542 Medicaments, Including Veterinary Medicaments	0	810	0	434 552
778 Electrical Machinery And Apparatus	254	1 952	33 615	249 410
579 Waste And Scrap Of Plastics	83 394	213 440	54 206	153 963
251 Pulp And Waste Paper	0	542 320	0	123 763
621 Materials Of Rubber	0	881	0	30 159
LAINNYA	1 367	3 311	27 561	77 238
<b>SUB TOTAL</b>	<b>85 015</b>	<b>762 714</b>	<b>115 382</b>	<b>1 069 085</b>
<b>SLOVAKIA</b>				
773 Equipment For Distributing Electricity	24	100 488	818	909 787
778 Electrical Machinery And Apparatus	11 686	69 508	103 331	769 555
514 Nitrogen-function Compounds	0	295 000	0	517 150
737 Metalworking Machinery And Parts	19	21 875	900	279 389
772 Electrical Apparatus For Making And Breaking Electrical Circuits	1 140	3 831	81 212	241 264
LAINNYA	53 475	660 611	179 780	2 915 517
<b>SUB TOTAL</b>	<b>66 344</b>	<b>1 151 313</b>	<b>366 041</b>	<b>5 632 662</b>
<b>SLOVENIA</b>				
728 Other Machines And Equipment Specialized For Particular Industry	0	72 322	0	1 339 991
737 Metalworking Machinery And Parts	64 200	301 969	208 241	1 306 095
598 Miscellaneous Chemical Products	245	169 080	1 240	1 240 679
711 Steam And Other Vapour Generating Boilers And Parts	0	203 799	0	810 780
699 Manufactures Of Base Metals	4 562	47 647	75 327	725 349
LAINNYA	128 233	478 037	724 826	4 550 815
<b>SUB TOTAL</b>	<b>197 240</b>	<b>1 272 854</b>	<b>1 009 634</b>	<b>9 973 709</b>
<b>CZECH REPUBLIC</b>				
251 Pulp And Waste Paper	475 240	11 415 797	397 541	9 680 959
764 Telecommunication Equipments And Parts	51 619	365 542	1 175 159	8 347 554
772 Electrical Apparatus For Making And Breaking Electrical Circuits	16 393	182 256	726 269	5 808 588
743 Pumps, Compressors, Fans, Blowers, Centrifuges, And Parts	18 177	143 098	286 902	2 979 188
778 Electrical Machinery And Apparatus	1 948	56 254	244 002	2 609 199
LAINNYA	558 392	8 707 465	4 288 471	26 536 603
<b>SUB TOTAL</b>	<b>1 121 769</b>	<b>20 870 412</b>	<b>7 118 344</b>	<b>55 962 091</b>
<b>SOUTH GEORGIA AND THE SOUTH SA</b>				
575 Other Plastics In Primary Forms	0	2 000	0	4 760
728 Other Machines And Equipment Specialized For Particular Industry	70	70	690	690
749 Non-electric Parts And Accessories Of Machineries	0	4	0	112
679 Tubes, Pipes, Hollow Profile, Pipe Fitting Of Iron/steel	0	3	0	102
629 Articles Of Rubbers	1	1	16	16
LAINNYA	0	0	0	0
<b>SUB TOTAL</b>	<b>71</b>	<b>2 078</b>	<b>706</b>	<b>5 680</b>
<b>REP. OF MACEDONIA</b>				
121 Tobacco, Unmanufactured And Refused	700	57 120	6 307	533 401
727 Food Processing Machines And Parts	0	1 800	0	11 900
842 Women's Coats/jacket, Not Knitted	26	154	1 833	10 236
892 Printed Matter	0	71	0	2 123
845 Articles Of Apparel	0	14	0	2 096
LAINNYA	10	797	263	3 868
<b>SUB TOTAL</b>	<b>736</b>	<b>59 956</b>	<b>8 403</b>	<b>563 624</b>
<b>FAEROE ISLANDS</b>				
629 Articles Of Rubbers	0	1	0	17
LAINNYA	0	0	0	0
<b>SUB TOTAL</b>	<b>0</b>	<b>1</b>	<b>0</b>	<b>17</b>

**I.6 IMPOR KOMODITI MENURUT NEGARA ASAL / IMPORT BY COUNTRY OF ORIGIN  
DAN LIMA GOLONGAN BARANG (SITC) UTAMA / AND FIVE MAJOR SITC COMMODITY GROUP  
\*\* AGUSTUS / AUGUST 2012 \*\***

Negara Asal/SITC/Uraian Golongan Barang <i>Country of Origin/SITC/group Description</i>	Berat Bersih / <i>Net Weight (Kg)</i>		Nilai CIF / <i>CIF Value (US\$)</i>	
	Bulan ini <i>Current month</i>	Kumulatif <i>Cum. Jan to date</i>	Bulan ini <i>Current month</i>	Kumulatif <i>Cum. Jan to date</i>
RUSSIA FEDERATION				
672 Ingots And Other Iron/steel In Primary Forms	140 791 405	1 364 841 992	85 232 355	820 458 602
334 Petroleum Products, Refined	38 447 253	310 545 967	35 563 709	304 669 709
562 Fertilizers, Manufactured	53 377 177	532 543 003	26 733 592	261 874 314
333 Petroleum Oil, Crude	0	292 019 958	0	238 248 422
278 Other Crude Minerals	6 937 489	78 145 228	4 406 885	43 113 148
LAINNYA	56 796 064	155 792 048	36 962 311	175 131 891
SUB TOTAL	296 349 388	2 733 888 196	188 898 852	1 843 496 086

<http://www.bps.go.id>

**I.7 IMPOR KOMODITI TERTENTU MENURUT NEGARA ASAL UTAMA  
CERTAIN COMMODITIES IMPORT BY MAIN COUNTRY OF ORIGIN**

\*\* AGUSTUS / AUGUST 2012 \*\*

Komoditi Commodity	Negara Asal Country of Origin	Berat Bersih / Net Weight (Kg)		Nilai CIF / CIF Value (US\$)	
		Bulan ini Current month	Kumulatif Cum. Jan to date	Bulan ini Current month	Kumulatif Cum. Jan to date
Beras	VIET NAM	15 875 000	506 886 943	7 603 985	291 637 018
	THAILAND	12 650 000	281 119 898	7 967 875	165 101 742
	INDIA	6 674 825	171 934 656	2 562 154	83 460 412
	PAKISTAN	12 000	58 184 000	17 700	23 115 740
	CHINA	420	3 099 295	3 691	11 205 553
	OTHERS	105 771	10 318 279	154 728	6 048 039
	Sub Total		35 318 016	1 031 543 071	18 310 133
Jagung	INDIA	88 792 740	800 808 923	23 186 792	219 859 437
	ARGENTINA	47 245 774	150 846 214	13 889 354	44 913 221
	UNITED STATES	676 774	43 600 466	414 125	15 252 222
	BRAZIL	0	10 872 325	0	3 375 857
	THAILAND	21 522	571 916	60 600	1 978 351
	OTHERS	2 598 301	8 570 931	784 106	2 440 588
	Sub Total		139 335 111	1 015 270 775	38 334 977
Kedelai	UNITED STATES	134 387 245	1 088 464 565	86 270 390	632 219 570
	MALAYSIA	3 993 330	43 658 214	3 247 936	35 999 011
	SOUTH AFRICA	0	31 526 260	0	17 312 961
	CANADA	1 813 438	7 275 478	1 069 071	4 297 290
	URUGUAY	2 510 960	4 492 755	1 726 634	3 000 262
	OTHERS	295 834	3 281 307	186 223	2 069 808
	Sub Total		143 000 807	1 178 698 579	92 500 254
Biji Gandum dan Mesli	AUSTRALIA	413 460 040	3 053 375 292	138 432 541	978 178 230
	CANADA	82 980 465	617 548 836	34 310 867	254 407 525
	UNITED STATES	49 634 706	375 363 095	16 317 664	140 670 047
	INDIA	7 409 372	13 278 871	2 071 533	3 740 295
	RUSSIA FEDERATION	0	6 820 490	0	2 053 148
	OTHERS	1 503 635	4 499 143	606 534	1 566 884
	Sub Total		554 988 218	4 070 885 727	191 739 139
Tepung terigu	SRI LANKA	7 948 000	125 416 600	3 428 256	58 785 568
	TURKEY	18 824 000	163 148 500	6 764 785	54 764 467
	UKRAINE	1 215 000	13 290 500	458 248	4 596 598
	BELGIUM	0	8 775 000	0	3 883 975
	AUSTRALIA	63	9 043 308	597	3 747 021
	OTHERS	1 490 505	10 612 499	473 829	4 410 538
	Sub Total		29 477 568	330 286 407	11 125 715
Gula Pasir	THAILAND	0	28 360 000	0	18 311 165
	AUSTRALIA	700 020	6 463 745	523 484	5 825 590
	KOREA, REPUBLIC OF	768 000	3 464 111	575 866	2 808 481
	MALAYSIA	450 000	3 350 093	308 363	2 468 372
	NEW ZEALAND	0	1 600 444	0	1 306 712
	OTHERS	49	1 367 380	1 723	1 119 762
	Sub Total		1 918 069	44 605 773	1 409 436
Gula Tebu	THAILAND	55 200 000	1 307 558 950	30 268 275	789 662 613
	BRAZIL	54 000 000	147 500 000	30 522 986	87 453 080
	AUSTRALIA	20 000 000	50 000 000	11 707 200	34 527 400
	PHILIPPINES	0	12 853 304	0	7 504 627
	OTHERS	0	0	0	0
	Sub Total		129 200 000	1 517 912 254	72 498 461

**I.7 IMPOR KOMODITI TERTENTU MENURUT NEGARA ASAL UTAMA  
CERTAIN COMMODITIES IMPORT BY MAIN COUNTRY OF ORIGIN**

\*\* AGUSTUS / AUGUST 2012 \*\*

Komoditi Commodity	Negara Asal Country of Origin	Berat Bersih / Net Weight (Kg)		Nilai CIF / CIF Value (US\$)	
		Bulan ini Current month	Kumulatif Cum. Jan to date	Bulan ini Current month	Kumulatif Cum. Jan to date
Daging Sejenis Lembu					
	AUSTRALIA	1 888 672	19 998 706	7 519 062	75 825 722
	NEW ZEALAND	950 485	8 255 361	3 222 967	31 003 434
	UNITED STATES	48 948	1 041 703	183 555	4 427 455
	SINGAPORE	0	145	0	1 113
	OTHERS	0	0	0	0
	Sub Total	2 888 105	29 295 915	10 925 584	111 257 724
Daging Ayam					
	MALAYSIA	0	6 461	0	29 192
	BELGIUM	124	221	2 189	3 662
	OTHERS	0	0	0	0
	Sub Total	124	6 682	2 189	32 854
Garam					
	AUSTRALIA	100 900 000	1 185 371 000	4 385 000	59 183 649
	INDIA	0	418 981 000	0	19 180 143
	NEW ZEALAND	96 000	1 032 000	38 064	388 944
	CHINA	0	3 080 918	0	239 554
	GERMANY, FED. REP. OF	78 000	202 833	34 026	192 525
	OTHERS	28 764	323 557	16 123	124 857
	Sub Total	101 102 764	1 608 991 308	4 473 213	79 309 672
Mentega					
	NEW ZEALAND	606 895	6 496 312	1 983 384	27 077 760
	BELGIUM	0	1 501 838	0	9 540 707
	FRANCE	64 873	438 034	396 404	2 731 570
	AUSTRALIA	72 050	671 171	251 654	2 648 684
	NETHERLANDS	0	209 889	0	1 080 073
	OTHERS	0	36 646	0	77 319
	Sub Total	743 818	9 353 890	2 631 442	43 156 113
Minyak Goreng					
	MALAYSIA	1 077 111	10 721 972	1 632 406	16 383 989
	SINGAPORE	35 065	1 086 613	54 351	1 729 312
	VIET NAM	414 690	1 001 820	580 266	1 434 912
	THAILAND	100 000	620 600	147 000	927 341
	UNITED STATES	103 231	387 148	212 722	835 613
	OTHERS	52 729	701 020	112 202	1 110 675
	Sub Total	1 782 826	14 519 173	2 738 947	22 421 842
Susu					
	NEW ZEALAND	2 809 911	48 283 956	8 746 430	175 097 579
	UNITED STATES	2 424 975	26 978 591	6 697 505	83 923 079
	AUSTRALIA	1 090 621	21 616 265	3 495 272	73 094 127
	SINGAPORE	338 753	3 076 492	3 388 320	34 791 002
	NETHERLANDS	766 689	6 436 619	4 397 874	26 082 241
	OTHERS	5 631 038	35 788 162	19 390 142	123 347 861
	Sub Total	13 061 987	142 180 085	46 115 543	516 335 889
Bawang Merah					
	THAILAND	100 114	32 310 938	73 510	16 095 829
	VIET NAM	0	32 470 892	0	14 587 269
	INDIA	287 998	20 051 411	55 252	6 889 270
	PHILIPPINES	54 800	5 311 540	27 400	2 426 098
	CHINA	58 000	926 385	26 100	415 914
	OTHERS	121 466	1 358 080	75 276	706 079
	Sub Total	622 378	92 429 246	257 538	41 120 459

**I.7 IMPOR KOMODITI TERTENTU MENURUT NEGARA ASAL UTAMA  
CERTAIN COMMODITIES IMPORT BY MAIN COUNTRY OF ORIGIN**

\*\* AGUSTUS / AUGUST 2012 \*\*

Komoditi Commodity	Negara Asal Country of Origin	Berat Bersih / Net Weight (Kg)		Nilai CIF / CIF Value (US\$)	
		Bulan ini Current month	Kumulatif Cum. Jan to date	Bulan ini Current month	Kumulatif Cum. Jan to date
Bawang putih	CHINA	38 570 288	274 022 851	24 081 830	153 016 039
	INDIA	261 106	3 424 619	162 442	1 700 331
	MALAYSIA	0	1 124 747	0	1 085 261
	PAKISTAN	29 000	203 000	11 600	81 200
	THAILAND	0	57 862	0	36 871
	OTHERS	30 000	30 000	31 658	31 658
	Sub Total		38 890 394	278 863 079	24 287 530
Kelapa	THAILAND	81 059	696 334	81 359	675 007
	SINGAPORE	144 926	425 595	236 013	555 400
	INDONESIA	26 000	38 500	39 000	61 500
	PHILIPPINES	0	11 302	0	23 659
	VIET NAM	0	602	0	563
	OTHERS	179	224	367	597
Sub Total		252 164	1 172 557	356 739	1 316 726
Kelapa Sawit	PAPUA NEW GUINEA	551	3 306	85 426	482 406
	SINGAPORE	0	20 000	0	1 600
	OTHERS	0	0	0	0
Sub Total		551	23 306	85 426	484 006
Lada	MALAYSIA	378 849	2 912 034	542 572	5 202 209
	VIET NAM	60 000	457 681	372 000	3 165 460
	INDIA	0	43 441	0	347 263
	UNITED STATES	0	20 853	0	118 989
	JAPAN	10	19 822	113	89 010
	OTHERS	16 993	103 006	11 980	176 433
	Sub Total		455 852	3 556 837	926 665
Teh	VIET NAM	780 353	9 953 680	784 158	9 025 423
	KENYA	153 289	1 311 701	515 568	3 931 038
	SRI LANKA	44 954	235 794	152 016	1 371 331
	UNITED KINGDOM	2 293	16 181	160 964	1 039 746
	INDIA	41	534 674	1 444	942 536
	OTHERS	231 361	3 243 502	276 427	3 200 757
Sub Total		1 212 291	15 295 532	1 890 577	19 510 831
Kopi	VIET NAM	383 730	42 575 177	856 554	85 641 954
	BRAZIL	288 000	1 248 000	1 255 097	6 360 518
	SINGAPORE	384 000	665 446	857 158	2 801 992
	CHINA	57 600	605 654	230 249	1 782 104
	ITALY	22 374	62 321	441 050	1 122 283
	OTHERS	128 484	1 287 897	495 086	4 399 390
Sub Total		1 264 188	46 444 495	4 135 194	102 108 241
Cengkeh	MADAGASCAR	10 000	5 332 092	95 000	82 740 521
	TANZANIA, UNITED REPUBLIC OF	0	1 468 298	0	24 516 969
	SINGAPORE	11 000	128 757	110 000	1 602 203
	COMOROS	0	50 438	0	546 279
	OTHERS	0	0	0	0
Sub Total		21 000	6 979 585	205 000	109 405 972

**I.7 IMPOR KOMODITI TERTENTU MENURUT NEGARA ASAL UTAMA  
CERTAIN COMMODITIES IMPORT BY MAIN COUNTRY OF ORIGIN**

\*\* AGUSTUS / AUGUST 2012 \*\*

Komoditi Commodity	Negara Asal Country of Origin	Berat Bersih / Net Weight (Kg)		Nilai CIF / CIF Value (US\$)	
		Bulan ini Current month	Kumulatif Cum. Jan to date	Bulan ini Current month	Kumulatif Cum. Jan to date
Kakao	COTE D'IVOIRE	150 150	4 136 576	359 574	10 559 449
	PAPUA NEW GUINEA	735 000	3 165 000	1 805 623	7 679 585
	CAMEROON	0	2 592 463	0	7 429 162
	GHANA	600 000	2 400 000	1 481 559	6 687 179
	SINGAPORE	0	1 402 442	0	3 943 128
	OTHERS	307 340	3 012 600	878 763	7 355 143
	Sub Total		1 792 490	16 709 081	4 525 519
Cabe (segar-dingin)	VIET NAM	0	1 628 757	0	1 442 193
	CHINA	103 800	498 033	103 696	498 167
	INDIA	38 996	395 031	25 192	288 477
	THAILAND	0	31 960	0	29 452
	AUSTRALIA	490	2 046	1 165	6 341
	OTHERS	0	0	0	0
	Sub Total		143 286	2 555 827	130 053
Cabe (kering-tumbuk)	INDIA	931 405	11 641 112	826 142	10 185 869
	CHINA	16 000	2 260 266	16 160	3 102 315
	THAILAND	1 000	138 290	12 370	489 383
	MALAYSIA	61 559	590 088	38 989	474 065
	SPAIN	5 000	20 842	16 114	78 773
	OTHERS	20 224	129 734	18 389	254 715
	Sub Total		1 035 188	14 780 332	928 164
Cabe (awet sementara)	THAILAND	287 200	1 160 396	272 936	1 196 593
	INDIA	52 000	225 450	33 280	144 232
	VIET NAM	11 744	74 940	22 196	68 459
	TURKEY	0	305	0	748
	OTHERS	0	0	0	0
	Sub Total		350 944	1 461 091	328 412
Tembakau	CHINA	2 011 800	47 519 238	10 660 758	202 044 576
	TURKEY	128 250	5 137 441	508 298	32 244 569
	INDIA	1 436 917	7 744 934	5 864 549	29 612 677
	BRAZIL	646 955	3 163 979	4 165 802	23 315 670
	UNITED STATES	323 560	3 230 735	991 899	22 421 428
	OTHERS	4 695 900	25 337 408	18 963 881	113 928 521
	Sub Total		9 243 382	92 133 735	41 155 187
Ubi Kayu	CHINA	0	5 057 646	0	1 279 584
	VIET NAM	0	2 048 461	0	519 023
	OTHERS	0	0	0	0
	Sub Total		0	7 106 107	0

**K1. IMPOR KAWASAN BERIKAT / BOUND ZONE IMPORT**  
**MENURUT GOLONGAN BARANG 2 DIJIT HS / BY COMMODITY 2 DIGITS HS**  
**\*\* AGUSTUS / AUGUST 2012 \*\***

HS Uraian Golongan Barang Group Description	Berat Bersih / Net Weight (Kg)		Nilai CIF / CIF Value (US\$)	
	Bulan ini Current month	Kumulatif Cum. Jan to date	Bulan ini Current month	Kumulatif Cum. Jan to date
02 Meat and edible meat offal	124	634	2 189	10 849
03 Fish and crustaceans	1 586 740	15 934 686	6 075 859	62 881 036
04 Dairy products, bird's eggs, natural honey	1 020	6 102 566	7 695	22 438 574
05 Products of animal origin	41 849	742 282	1 368 754	24 123 458
06 Live trees and other plants	0	2 749	0	34 806
07 Edible vegetables and certain roots and tubers	0	30 263	0	71 518
08 Edible fruits and nuts	144 926	327 180	236 013	675 360
09 Coffee, tea, mate, and spices	135 296	3 395 750	658 071	12 352 409
10 Cereals	6 465	203 858 366	118 219	62 440 230
11 Products of the milling industry; malt, starches	16 233 300	131 134 815	7 730 283	59 454 868
12 Oil seeds and oleaginous fruits; grains, seed, and fruits	142 178	1 225 220	351 506	3 047 142
13 Lac; gums; resins and other vegetable saps and extracts	14 486	127 327	71 731	709 650
14 Vegetable plaiting materials; vegetable products	76	2 530	1 386	16 700
15 Animal or vegetable oils/fats and their cleavage products	456 127	3 922 659	768 128	6 591 149
16 Preparations of meat/fish/crustaceans/molluscs or other aquatic inverte	139 249	419 753	1 134 825	2 870 896
17 Sugar and sugar confectionery	112 051 531	1 097 741 457	56 185 552	633 773 766
18 Cocoa and cocoa preparations	2 891	17 877	70 233	282 773
19 Preparations of cereals, flour, starch or milk; pastrycooks' products	64 593	480 594	284 714	1 147 019
20 Preparations of vegetables, fruits, nuts or other part of plants	72 589	174 239	71 422	215 062
21 Miscellaneous edible preparations	63 677	451 044	206 054	1 124 214
22 Beverages, spirit, and vinegar	58 412	1 196 022	520 307	9 202 788
23 Residues and waste from the food industries	98	2 570 362	626	444 540
24 Tobacco and manufactured tobacco substitutes	103 988	18 366 994	2 019 570	125 122 651
25 Salts; sulphur; earths and stone; plastering materials, lime and cemen	10 657 867	273 767 964	3 165 326	53 967 519
26 Ores, slag, and ash	332 744	3 120 055	627 638	3 360 997
27 Mineral fuels, mineral oils and products of their distillation	377 801	49 160 429	1 456 851	59 532 878
28 Inorganic chemicals	19 099 995	161 768 883	14 742 313	195 967 927
29 Organic chemicals	15 625 392	178 173 634	18 035 302	245 891 603
30 Pharmaceutical products	1 965	32 844	56 910	992 391
31 Fertilizers	401 353	5 746 805	190 055	3 071 265
32 Tanning or dyeing extracts	1 936 889	19 796 086	10 048 528	111 278 433
33 Essential oils and resinoids; perfumery, cosmetic or toilet preparatio	41 379	881 726	984 572	10 798 679
34 Soap, organic surfasce-active agents, washing, and lubricating prepara	1 140 082	8 441 994	4 084 670	32 793 930
35 Albuminoidal substances; modified starches; glues; enzymes	6 046 004	36 352 555	5 711 198	47 207 586
36 Explosives; pyrotechnic products; matches; certain combustible prepara	184	144 276	21 375	3 126 195
37 Photographic and cinematographic goods	270 762	1 959 892	289 593	2 178 356
38 Miscellaneous chemical products	2 196 440	26 649 156	7 938 479	92 147 787
39 Plastics and articles thereof	35 563 169	387 504 661	84 079 943	928 025 153
40 Rubber and articles thereof	11 866 470	88 695 110	36 071 719	302 596 233
41 Raw hides, skins, and leather	1 823 808	17 093 600	17 191 254	174 606 792
42 Articles of leather; saddlery and harness; travel goods and similar co	55 875	520 728	833 578	8 726 224
43 Furskins and artificial fur; manufactures thereof	6 229	28 951	211 622	1 549 942
44 Wood and articles of wood; wood charcoal	11 248 966	86 469 832	7 395 208	59 013 841
45 Cork and articles of cork	8 203	78 376	55 869	769 622
46 Manufactured of straw or other plaiting materials; basketware and wick	123	45 642	6 033	188 394
47 Pulp of wood or of other fibrous cellulosic material; recovered paper/	7 575 443	160 410 672	6 148 290	146 786 520
48 Paper and paperboard; articles of paper pulp or of paper/paperboard	7 816 803	62 393 813	26 238 152	235 951 157
49 Printed books, newspapers, pictures, and other products of printing in	64 405	625 884	1 368 669	11 465 977
50 Silk	4 010	77 853	493 510	1 709 679
51 Wool, fine or coarse animal hair; horse hair yarn, woven fabrics of pa	228 080	2 295 734	6 708 047	55 559 114
52 Cotton	10 894 682	105 834 598	65 138 837	717 174 100
53 Other vegetable textile fibres; paper yarns and woven fabrics of paper	166 419	1 918 702	556 065	6 122 175
54 Man-made filaments	4 918 329	61 562 225	41 343 877	546 102 756
55 Man-made staple fibres	12 021 773	119 565 822	43 857 283	475 646 789
56 Wadding, felt, and non-wovens	981 135	12 924 311	8 788 651	99 156 501
57 Carpets and other textile floor coverings	71 593	616 306	676 912	6 239 359
58 Special woven fabrics; tufted textile fabrics; lace; tapestries; embro	801 644	10 315 782	14 541 672	154 433 860
59 Impregnated, coated, covered or laminated textile fabrics	2 143 992	21 267 215	18 569 287	202 194 793
60 Knitted or crocheted fabrics	8 326 017	87 644 427	73 331 067	776 990 814
61 Articles of apparel and clothing accessories, knitted or crocheted	163 949	2 117 682	1 703 501	24 173 862
62 Articles of apparel and clothing accessories, not knitted or crocheted	242 288	2 403 151	3 905 510	38 116 954
63 Other made up textile articles; sets; worn clothing and worn textile a	51 413	544 657	462 182	5 563 721
64 Footwear, gaiters and the like; parts of such articles	705 250	6 677 676	6 744 655	81 835 217
65 Headgear and parts thereof	63 029	143 353	244 358	1 042 207
66 Umbrellas, walking sticks, seat-sticks, whips, riding crops and parts	0	16 157	0	24 827
67 Prepared feathers and articles; artificial flowers; articles of human	25 259	174 251	682 395	7 459 800
68 Articles of stone, plaster, cement, asbestos, mica or similar material	473 631	11 312 985	1 563 105	51 594 742
69 Ceramic products	1 588 570	12 671 079	1 912 116	17 971 365
70 Glass and glassware	7 204 569	64 071 856	7 975 652	68 570 246
71 Natural and cultured pearls, precious/semi precious stones, and precio	74 288	253 232	3 550 355	34 582 161



**K1. IMPOR KAWASAN BERIKAT / BOUND ZONE IMPORT**  
**MENURUT GOLONGAN BARANG 2 DIJIT HS / BY COMMODITY 2 DIGITS HS**  
**\*\* AGUSTUS / AUGUST 2012 \*\***

HS Uraian Golongan Barang <i>Group Description</i>	Berat Bersih / <i>Net Weight (Kg)</i>		Nilai CIF / <i>CIF Value (US\$)</i>	
	Bulan ini <i>Current month</i>	Kumulatif <i>Cum. Jan to date</i>	Bulan ini <i>Current month</i>	Kumulatif <i>Cum. Jan to date</i>
72 Iron and steel	49 597 767	343 303 844	44 370 128	409 244 980
73 Articles of iron and steel	9 018 433	114 628 788	21 718 179	271 816 891
74 Cooper and articles thereof	3 219 392	68 792 244	23 632 703	541 634 958
75 Nickel and articles thereof	20 146	173 622	384 153	5 207 844
76 Aluminium and articles thereof	4 994 401	49 960 197	16 588 622	176 978 288
78 Lead and articles thereof	108 553	419 902	170 690	982 511
79 Zinc and articles thereof	307 005	4 111 671	1 037 087	11 392 655
80 Tin and articles thereof	52 915	788 736	1 232 836	10 223 849
81 Other base metal; cermet; and articles thereof	55 224	441 529	7 485 998	57 506 929
82 Tools, implements, cutlery, spoon and forks, of base metal and parts thereof	83 416	1 409 081	2 596 068	46 805 077
83 Miscellaneous articles of base metal	785 150	9 586 692	6 683 548	74 005 820
84 Nuclear reactors, boilers, machinery and mechanical appliances; parts thereof	12 757 061	136 385 404	179 939 071	1 885 860 029
85 Electrical machinery and equipments; sound recorders/reproducers, visual and sound film projectors, television sets, and parts thereof	11 010 302	122 943 698	330 317 373	3 305 470 962
86 Railway and tramway locomotive, mechanical traffic, and all kinds thereof	3 549	102 473	30 708	305 263
87 Vehicles other than railway/tramway, and parts and accessories thereof	4 543 804	54 466 272	25 715 479	297 409 113
88 Aircraft and its components	38 051	361 629	18 083 678	189 258 945
89 Ships, boat, and floating structures	16 869 000	27 317 443	39 102	26 346 634
90 Optical, photographic, cinematographic, measuring, checking, medical instruments, and parts thereof	393 011	3 641 199	13 898 197	142 673 058
91 Clocks and watches and parts thereof	4 050	69 301	93 037	2 012 553
92 Musical instruments; parts and accessories of such articles	892 733	7 786 387	9 877 942	94 874 626
93 Arms and ammunition; parts and accessories thereof	0	1 932	0	28 701
94 Furnitures, bedding, mattress supports, cushions and stuffed furnishings	39 700	1 324 788	293 228	6 599 209
95 Toys, games and sports requisites; parts and accessories thereof	91 640	2 120 325	365 424	5 137 632
96 Miscellaneous manufactured articles	438 828	5 931 084	7 502 302	97 008 323
97 Works of arts, collectors' pieces and antiques	229	5 164	4 918	115 432
98 Vehicles and their components	546 970	4 671 332	7 153 418	72 305 144
<b>TOTAL IMPORT</b>	<b>432 499 216</b>	<b>4 543 242 728</b>	<b>1 346 799 210</b>	<b>14 864 497 327</b>

**K2. IMPOR KAWASAN BERIKAT / BOUND ZONE IMPORT**  
**MENURUT GOLONGAN BARANG SITC / BY SITC COMMODITY GROUP**  
**\*\* AGUSTUS / AUGUST 2012 \*\***

SITC Uraian Golongan Barang Group Description	Berat Bersih / Net Weight (Kg)		Nilai CIF / CIF Value (US\$)	
	Bulan ini Current month	Kumulatif Cum. Jan to date	Bulan ini Current month	Kumulatif Cum. Jan to date
<b>A. By Commodity 1 Dijit SITC</b>				
0 Food and Live Animals	114 303 200	1 331 757 303	65 104 355	801 092 504
1 Beverages and Tobacco	162 400	19 561 977	2 539 877	134 317 380
2 Crude Materials, Inedible	61 730 099	778 807 042	83 612 102	881 048 129
3 Mineral Fuels, Lubricants, etc.	377 801	49 120 206	1 456 851	59 499 275
4 Animal & Vegetable Oils/Fats	478 447	4 061 288	886 205	7 525 324
5 Chemicals	95 463 159	925 837 749	138 837 964	1 557 201 487
6 Manufactured Goods	107 667 321	1 019 996 942	421 381 605	4 858 687 494
7 Machinery and Transportation Equipments	45 363 496	345 050 528	558 462 495	5 739 847 353
8 Miscellaneous Manufactured Articles	6 952 769	69 048 042	73 068 287	810 572 825
9 Special Commodities and Transaction	524	1 651	1 449 469	14 705 556
<b>B. By Commodity 2 Dijit SITC</b>				
01 Meat and meat preparations	18 619	126 982	31 532	163 418
02 Dairy product and eggs	1 020	6 105 174	7 695	22 460 874
03 Fish, crustaceans, molluscs and their preparations	1 707 494	16 228 091	7 181 341	65 599 363
04 Cereals and cereal preparations	31 574	204 137 939	173 282	63 005 624
05 Fruits and vegetables	148 715	474 865	243 143	925 393
06 Sugar, sugar preparations, and honey	112 051 531	1 097 741 514	56 185 552	633 774 678
07 Coffee, tea, cocoa, and spices	139 833	3 426 293	738 857	12 695 429
08 Feeding stuff for animals	98	2 570 362	626	444 540
09 Miscellaneous food preparations	204 316	946 083	542 327	2 023 185
11 Beverages	58 412	1 194 983	520 307	9 194 729
12 Tobacco and tobacco manufactured	103 988	18 366 994	2 019 570	125 122 651
21 Hides, skins and furskins	1 241	3 051	6 087	90 173
22 Oil seeds, nuts, and kernels	0	40 002	0	44 105
23 Crude rubber	10 999 719	78 640 175	27 359 103	222 522 184
24 Wood, lumber, and cork	5 519 483	29 385 443	3 614 196	21 042 746
25 Pulp and waste paper	7 575 443	160 410 672	6 148 290	146 786 520
26 Textile fibres and their waste	15 561 137	138 267 916	33 919 780	344 224 794
27 Crude fertilizers and crude minerals	5 348 007	228 630 614	2 606 957	48 590 397
28 Metalliferous ores and metal scraps	16 526 558	141 369 160	8 165 743	69 861 207
29 Crude animals and vegetable materials, nes	198 511	2 060 009	1 791 946	27 886 003
32 Coal, coke, and briquettes	0	728 000	0	373 740
33 Petroleum and petroleum products	373 522	48 287 521	1 257 346	58 282 610
34 Gas; natural and manufactured	4 279	104 685	199 505	842 925
41 Animal oils and fats	0	2	0	205
42 Fixed vegetable oils/fats	337 349	3 144 950	520 536	4 944 133
43 Animal vegetable oils/fats	141 098	916 336	365 669	2 580 986
51 Organic chemicals	15 625 647	178 308 723	17 687 507	234 571 988
52 Inorganic chemicals	18 945 669	158 406 670	14 625 636	193 208 351
53 Dyeing, tanning, and colouring materials	1 947 169	20 026 677	9 831 072	108 842 474
54 Medical and pharmaceutical products	35 273	199 389	541 949	13 860 807
55 Essential oils and perfumery materials	778 801	5 395 833	3 637 113	28 667 907
56 Manufactured fertilizers	299 353	5 259 064	150 587	2 864 364
57 Plastics in primary forms	31 053 834	337 490 738	56 675 284	615 501 775
58 Plastics in non-primary forms	2 054 814	24 520 246	13 387 007	148 528 765
59 Chemical materials and its products, nes	24 722 599	196 230 409	22 301 809	211 155 056
61 Leather, leather med, nes	1 830 994	17 179 127	17 311 605	176 555 501
62 Rubber manufactured, nes	850 634	9 794 503	8 561 791	77 663 242
63 Wood and cork manufactured	5 737 686	57 162 765	3 836 881	38 740 717
64 Paper, paperboard, and manufactured thereof	7 460 510	58 034 931	19 480 735	167 427 017
65 Textile yarns, fabrics, and their products	25 112 017	287 116 806	240 740 959	2 704 585 909
66 Non metallic minerals manufactured	14 672 398	133 961 320	11 994 172	143 112 711
67 Iron and steel	41 289 537	308 935 360	51 110 939	531 764 154
68 Non ferrous metals	8 026 222	117 287 266	47 073 219	771 727 799
69 Manufactured of metal, nes	2 687 323	30 524 864	21 271 304	247 110 444
71 Power generating machine and equipments	1 283 236	19 575 080	22 279 660	359 829 967
72 Machinery specialized for particular industry	4 414 831	61 839 407	92 071 173	947 619 478
73 Metalworking machinery	699 017	7 464 405	8 627 142	92 437 455
74 General industrial machinery and equipments	6 078 144	55 970 087	48 777 362	487 822 919
75 Office machinery and automatic data processing	1 437 869	11 833 601	42 845 629	388 943 352
76 Telecommunication and reproducers apparatus	2 544 301	27 540 441	78 792 161	784 067 344
77 Electrical machinery and apparatus	7 031 062	75 192 689	215 831 866	2 115 172 812
78 Road vehicles	4 967 973	57 940 783	31 114 093	348 200 045
79 Other transportation equipments	16 907 063	27 694 035	18 123 409	215 753 981
81 Sanitary, plumbing, and fittings	556 106	3 471 010	2 162 954	15 590 873
82 Furniture	27 660	385 307	147 640	2 487 610

**K2. IMPOR KAWASAN BERIKAT / BOUND ZONE IMPORT**  
**MENURUT GOLONGAN BARANG SITC / BY SITC COMMODITY GROUP**  
**\*\* AGUSTUS / AUGUST 2012 \*\***

SITC Uraian Golongan Barang Group Description	Berat Bersih / Net Weight (Kg)		Nilai CIF / CIF Value (US\$)	
	Bulan ini Current month	Kumulatif Cum. Jan to date	Bulan ini Current month	Kumulatif Cum. Jan to date
83 Traveling goods	10 830	192 323	226 892	3 273 472
84 Clothing	629 801	6 650 969	7 525 735	98 066 189
85 Footwear	705 250	6 677 676	6 744 655	81 835 217
87 Professional, scientific, and contractor instruments	306 962	2 887 000	8 088 941	85 958 501
88 Photographic apparatus, equipments and optics	364 464	2 767 727	6 136 719	59 329 031
89 Miscellaneous manufactured articles	4 351 696	46 016 030	42 034 751	464 031 932
97 Gold; non monetary	524	1 651	1 449 469	14 705 556

**C. By Commodity 3 Dijiit SITC**

012 Other Meat, Other Edible Meat Offal, Fresh, Chilled Or Frozen	124	49 246	2 189	51 543
016 Meat And Edible Meat Offal, Salted, Dried, Edible Flour Of Meat	0	268	0	6 074
017 Meat And Edible Meat Offal, Prepared Or Preserved	18 495	77 468	29 343	105 801
022 Milk, Cream, And Milk Products Other Than Butter Or Cheese	1 020	6 102 566	7 695	22 438 574
025 Eggs, Birds, And Egg Yolks; Fresh, Dried Or Otherwise Preserved	0	2 608	0	22 300
034 Fish, Fresh, Chilled Or Frozen	957 646	10 064 697	2 686 667	21 372 075
035 Fish, Dried Salted Or In Brine; Smoked Fish	0	11 722	0	151 539
036 Crustaceans, Molluscs, And Aquatic Invertebrates	629 094	5 809 387	3 389 192	41 310 654
037 Fish, Crustaceans, Molluscs, And Other Aquatic Invertebrates; Prepa	120 754	342 285	1 105 482	2 765 095
041 Wheat And Meslin, Unmilled	6 465	203 858 366	118 219	62 440 230
048 Cereal Preparations And Preparations Of Flours/Starchs Of Fruit	25 109	279 573	55 063	565 394
054 Vegetables, Fresh, Chilled, Frozen Or Simply Preserved	0	29 777	0	65 290
056 Vegetables, Roots And Tubers, Prepared Or Preserved Nes	183	83 914	2 125	134 088
057 Fruit And Nut; Fresh Or Dried	144 926	306 466	236 013	551 161
058 Fruits, Preserved And Preparations	227	26 059	585	132 466
059 Fruit And Vegetable Juices	3 379	28 649	4 420	42 388
061 Sugar, Molasses, And Honey	112 051 531	1 097 741 452	56 185 552	633 773 577
062 Sugar Confectionery	0	62	0	1 101
071 Coffee And Coffee Substitutes	1 476	137 679	3 545	437 186
072 Cocoa	0	317	0	8 227
073 Chocolate And Other Food Preparations Containing Cocoa	2 891	17 560	70 233	274 546
074 Tea And Mate	53 644	2 107 696	59 556	2 122 709
075 Spices	81 822	1 163 041	605 523	9 852 761
081 Feeding Stuff For Animals	98	2 570 362	626	444 540
091 Margarine And Shortening	34 001	167 801	52 883	231 382
098 Edible Products And Preparations	170 315	778 282	489 444	1 791 803
111 Non-Alcoholic Beverages, Nes	8 731	231 665	7 026	546 771
112 Alcoholic Beverages	49 681	963 318	513 281	8 647 958
121 Tobacco, Unmanufactured And Refused	15 256	17 484 279	141 583	115 139 756
122 Tobacco, Manufactured	88 732	882 715	1 877 987	9 982 895
211 Hides And Skins, Raw	7	1 369	87	3 814
212 Furskins, Raw	1 234	1 682	6 000	86 359
222 Oil Seeds Use For Extraction Of soft Fixed Vegetable Oils	0	40 002	0	44 105
231 Natural Rubber Latex; Natural Rubber And Similar Natural Gums	985 623	8 691 561	2 510 486	23 245 091
232 Synthetic Rubber Latex, Synthetic/Reclaimed Rubber	10 014 096	69 948 614	24 848 617	199 277 093
244 Cork, Natural, Raw And Waste	1 030	16 445	5 627	71 308
245 Fuel Wood And Wood Charcoal	793 205	872 308	522 046	584 448
246 Wood In Chips Or Particles And Waste	44	121	324	1 331
247 Wood In The Rough Or Roughly Squared	2 141 471	12 166 056	685 461	4 431 607
248 Wood, Simply Worked And Railway Sleeper Of Wood	2 583 733	16 330 513	2 400 738	15 954 052
251 Pulp And Waste Paper	7 575 443	160 410 672	6 148 290	146 786 520
261 Silk	30	9 605	828	26 643
263 Cotton	5 688 429	42 195 074	12 252 621	99 304 052
264 Jute And Other Textile Bast Fibres	147 873	1 711 080	223 620	2 589 443
265 Vegetable Textile Fibres, Raw Or Processed; Waste Of These Fibres	0	2 653	0	2 595
266 Synthetic Fibres Suitable For Spinning	4 618 889	43 504 860	10 151 479	99 579 572
267 Other Man-Made Fibres Suitable For Spinning And Waste	5 066 195	50 294 637	10 892 279	132 667 219
268 Wool And Other Animal Hair	39 193	543 464	396 991	9 997 210
269 Old Clothing And Other Old Textile Articles; Rags	528	6 543	1 962	58 060
272 Fertilizers, Crude	150 400	1 166 905	83 034	820 586
273 Stone, Sand And Gravel	750 492	47 125 777	295 903	4 316 081
274 Sulphur And Unroasted Iron Pyrites	1 475 084	125 688 037	623 217	27 591 623
277 Natural Abrasives	138 157	4 049 507	58 658	1 540 591
278 Other Crude Minerals	2 833 874	50 600 388	1 546 145	14 321 516
281 Iron Ore And Concentrates	1	82 333	1	52 154
282 Waste And Scrap Metal Of Iron/Steel	15 870 005	131 738 029	6 886 679	58 094 501
283 Copper Ores And Concentrates	0	2 348	0	34 476
285 Aluminium Ores And Concentrates	214 326	3 946 213	154 423	3 133 566
287 Ores And Concentrates Of Basemetals	272 725	2 447 230	589 178	2 813 564
288 Non-Ferrous Base Metal Waste And Scraps	169 501	3 152 871	535 462	5 648 780

**K2. IMPOR KAWASAN BERIKAT / BOUND ZONE IMPORT**  
**MENURUT GOLONGAN BARANG SITC / BY SITC COMMODITY GROUP**  
**\*\* AGUSTUS / AUGUST 2012 \*\***

SITC Uraian Golongan Barang Group Description	Berat Bersih / Net Weight (Kg)		Nilai CIF / CIF Value (US\$)	
	Bulan ini Current month	Kumulatif Cum. Jan to date	Bulan ini Current month	Kumulatif Cum. Jan to date
289 Ores And Concentrates Of Precious Metals; Waste,Scraps	0	136	0	84 166
291 Crude Animal Materials	41 847	742 261	1 368 709	24 123 196
292 Crude Vegetable Materials	156 664	1 317 748	423 237	3 762 807
321 Coals, Pulverized Or Not	0	728 000	0	373 740
334 Petroleum Products, Refined	299 150	47 357 479	1 115 542	56 309 498
335 Residual Petroleum Products, And Related Materials	74 372	930 042	141 804	1 973 112
342 Liquefied Propane And Butane	154	22 497	542	26 016
343 Natural Gas, Liquefied Or Not	0	232	0	971
344 Petroleum Gases And Other Gas	4 125	81 956	198 963	815 938
411 Animal Oils And Fats	0	2	0	205
421 Fixed Vegetable Fats And Oils Soft,Crude,Refined Or Fractioned	337 349	3 144 695	520 536	4 939 480
422 Fixed Vegetable Fats And Oils Solid,Crude,Refined Or Fractioned	0	255	0	4 653
431 Animal And Vegetable Oil; Fat Processed And Their Wax	141 098	916 336	365 669	2 580 986
511 Hydrocarbon And Their Halogenated, Nitrated Derivatives	195 426	6 978 016	747 631	11 171 084
512 Alcohols,Phenols,Phenol-Alcohols And Their Halogenated	12 391 636	120 115 269	9 721 492	122 016 690
513 Carboxylic Acids,And Their Anhydrides,Halides,Peroxides	820 210	24 608 317	1 582 566	35 978 693
514 Nitrogen-Function Compounds	1 409 481	16 312 554	3 356 228	37 741 349
515 Organo-Inorganic And Heterocyclic Compounds	542 771	6 372 761	1 234 039	14 343 565
516 Other Organic Chemicals	266 123	3 921 806	1 045 551	13 320 607
522 Inorganic Chemical Elements, Oxides And Halogen Salts	9 598 916	79 548 790	10 060 070	152 301 521
523 Metallicsalts And Peroxysalts	7 355 437	68 145 149	3 102 943	25 788 357
524 Other Inorganic Chemicals;Chemical Compound Of Precious Metals	1 990 316	10 663 944	1 441 823	13 458 559
525 Radioactive And Associated Materials	1 000	48 787	20 800	1 659 914
531 Synthetic Organic; Colouring Matter	786 324	7 962 494	2 825 008	36 896 286
532 Dyeing/Tanning Extracts And Synthetic Tanning Materials	10 932	149 987	30 183	750 223
533 Pigments, Paints, Varnishes, And Related Materials	1 149 913	11 914 196	6 975 881	71 195 965
541 Medicinal And Pharmaceutical Products	34 413	195 602	500 748	13 051 102
542 Medicaments, Including Veterinary Medicaments	860	3 787	41 201	809 705
551 Essential Oils, Perfumes, And Flavour Materials	37 506	279 473	756 856	5 477 524
553 Perfumery, Cosmetics, And Toilet Preparations	3 873	602 253	227 716	5 321 155
554 Soap,Cleansing And Polishing Preparations	737 422	4 514 107	2 652 541	17 869 228
562 Fertilizers, Manufactured	299 353	5 259 064	150 587	2 864 364
571 Polymers Of Ethylene In Primary Forms	7 062 948	85 902 088	9 324 925	120 715 771
572 Polimers Of Styrene In Primary Forms	7 422 001	66 514 164	14 470 556	138 288 609
573 Polimers Of Vinyl Chloride In Primary Forms	153 185	2 897 922	307 951	6 193 229
574 Poliacetals And Polycarbons In Primary Forms	2 898 638	32 051 364	9 720 009	112 743 564
575 Other Plastics In Primary Forms	9 466 660	100 134 688	20 039 492	194 964 043
579 Waste And Scrap Of Plastics	4 050 402	49 990 512	2 812 351	42 596 559
581 Tubes, Pipes, And Hoses Of Plastics	111 521	1 370 440	1 968 886	21 428 867
582 Plates, Sheets, And Film Of Plastics	1 937 425	23 072 941	11 295 399	125 639 708
583 Monofilament And Rod Of Plastics	5 868	76 865	122 722	1 460 190
591 Disinfectants, Insecticides, And Fungicides Put In Forms	17 378	334 136	52 742	1 218 872
592 Starches, Inulin, And Wheat Glutenal Buminoidal Substances; Glues	22 245 544	167 181 112	13 302 025	105 149 861
593 Explosive And Pyrotechnic Products	0	140 737	0	2 964 033
597 Additive For Mineral Oils	396 700	4 093 685	1 475 688	16 405 700
598 Miscellaneous Chemical Products	2 062 977	24 480 739	7 471 354	85 416 590
611 Leathers	1 823 801	17 092 231	17 191 167	174 602 978
612 Manufactures And Composition Leathers	7 116	80 272	118 671	1 319 049
613 Furskins, Tanned Or Dressed	77	6 624	1 767	633 474
621 Materials Of Rubber	317 231	3 301 062	2 779 072	22 845 516
625 Rubber Tyre,Tyre Cases,Tyre Treads,Inner Tubes, And Tyre Flaps	210 964	1 843 625	641 008	5 487 481
629 Articles Of Rubbers	322 439	4 649 816	5 141 711	49 330 245
633 Cork Manufactures	7 173	61 931	50 242	698 314
634 Veneers,Plywood,Improved/Reconstituted Wood Worked	5 550 753	55 365 318	3 433 211	31 830 214
635 Wood Manufactures	179 760	1 735 516	353 428	6 212 189
641 Papers And Paperboards	5 399 842	39 337 817	13 853 032	111 553 933
642 Paper And Paperboard Cut To Size/Shape And Article Of Papers	2 060 668	18 697 114	5 627 703	55 873 084
651 Textile Yarns	2 295 016	30 889 552	14 717 536	165 182 082
652 Cotton Fabrics, Woven	4 643 970	54 767 732	50 407 772	578 954 171
653 Fabrics, Woven, Of Man-Made Fibres	5 710 726	66 817 929	55 142 863	681 260 589
654 Textile Fabrics, Woven, Other Than Of Cotton Or Man-Made Fibres	160 388	2 157 765	4 946 123	45 047 309
655 Knitted Or Crocheted Fabrics	8 326 017	87 644 427	73 331 067	776 990 814
656 Tulle,Lace,Embroidery,Ribbons,Trimmings And Other Small Wares	718 813	8 981 967	13 623 020	140 132 813
657 Special Yarns,Textile Fabrics	3 123 211	34 426 119	27 355 900	304 586 780
658 Made-Up Articles, Wholly/Chiefly Of Textile Materials	52 555	550 365	474 706	5 517 815
659 Floor Coverings	81 321	880 950	741 972	6 913 536
661 Lime,Cement And Fabricated Construction Materials	5 793 703	53 754 715	702 728	7 705 733
662 Clay And Refactory Construction Materials	609 055	5 863 145	298 578	4 121 111
663 Mineral Manufactures	1 091 639	10 747 701	3 072 748	63 330 936
664 Glass	7 110 145	62 917 652	7 029 478	61 056 736

**K2. IMPOR KAWASAN BERIKAT / BOUND ZONE IMPORT**  
**MENURUT GOLONGAN BARANG SITC / BY SITC COMMODITY GROUP**  
**\*\* AGUSTUS / AUGUST 2012 \*\***

SITC Uraian Golongan Barang Group Description	Berat Bersih / Net Weight (Kg)		Nilai CIF / CIF Value (US\$)	
	Bulan ini Current month	Kumulatif Cum. Jan to date	Bulan ini Current month	Kumulatif Cum. Jan to date
665 Glassware	38 994	572 924	805 963	5 904 525
666 Pottery	17 634	70 879	73 532	584 052
667 Pearl, Precious And Semi Precious Stones	11 228	34 304	11 145	409 618
671 Pig Iron, Spiegeleisen, Sponge Iron, And Ferro-Alloys	477 991	3 763 251	885 131	7 040 589
672 Ingots And Other Iron/Steel In Primary Forms	456 290	5 058 405	1 730 591	21 917 009
673 Flat Rolled Products, Not Clad	14 079 370	74 080 680	12 156 433	111 156 192
674 Flat Rolled Products, Clad Or Plated	7 723 008	55 590 584	9 669 845	86 832 042
675 Flat Rolled Products And Alloy Steels	1 641 981	14 625 414	2 393 346	33 866 660
676 Iron/Steel Bars, Rods, Angels, Shaped And Sections	8 789 007	46 246 236	7 839 693	53 421 693
677 Rail/Railway And Tractor Construction Of Iron/Steel Materials	13	170 423	1 247	161 736
678 Wire Of Iron/Steel	560 456	12 344 536	2 844 895	37 544 511
679 Tubes, Pipes, Hollow Profile, Pipe Fitting Of Iron/Steel	7 561 421	97 055 831	13 589 758	179 823 722
681 Silver, Platinum, And Other Metal Of The Platinum Groups	6 682	50 738	1 489 228	12 066 832
682 Copper	3 000 670	66 625 140	22 330 343	529 785 237
683 Nickel	18 039	156 812	336 983	4 989 491
684 Aluminium	4 497 613	44 836 143	13 311 484	148 197 389
685 Lead	108 546	419 494	170 378	966 831
686 Zinc	306 733	4 105 897	1 027 332	11 367 286
687 Tin	52 051	775 361	1 203 942	9 900 122
689 Miscellaneous Non-Ferrous Basemetals Employed In Metallurgy	35 888	317 681	7 203 529	54 454 611
691 Structures And Parts Of Iron/Steel Or Aluminium	73 396	1 579 044	231 318	4 587 142
692 Metal Containers For Storage And Transportations	639 146	6 433 809	2 024 108	18 349 655
693 Wire Products And Fencing Grills	61 252	968 342	315 718	5 410 383
694 Nails, Screws, Nuts, Bolts, Rivets Of Iron/Steel Or Copper	570 621	5 971 783	5 523 885	59 750 519
695 Tools For Used In The Hand Or In Machines	57 985	1 179 267	2 408 263	45 523 555
696 Cutlery	25 431	229 798	187 805	1 280 705
697 Household Equipment Of Base Metals	27 795	228 885	110 938	850 434
699 Manufactures Of Base Metals	1 231 697	13 933 936	10 469 269	111 358 051
711 Steam And Other Vapour Generating Boilers And Parts	224 965	2 682 587	751 937	9 726 223
712 Steam Or Other Generating Boilers And Parts	14	3 910	2 550	108 367
713 Internal Combustion Piston Engines And Parts	437 259	7 040 704	6 608 233	61 457 253
714 Engines And Motors, Non-Electric And Parts	227 947	505 635	10 216 943	178 402 366
716 Rotating Electric Plants And Parts	365 575	9 113 315	4 084 465	106 054 963
718 Other Power Generating Machines And Parts	27 476	228 929	615 532	4 080 795
721 Agricultural Machinery And Parts	11 699	606 805	257 159	4 079 097
722 Tractors	0	4 403	0	24 603
723 Civil Engineering And Contractor Plants And Equipments/Parts	768 552	7 504 500	7 241 791	23 335 916
724 Textile/Leather Machinery And Parts	1 674 423	18 191 824	16 255 843	212 651 944
725 Papermill/Pulpmill Machinery And Paper Cutting Machines	42 733	668 662	740 584	9 576 245
726 Printing/Book Binding Machinery And Parts	1 021 893	18 657 703	54 791 167	480 331 065
727 Food Processing Machines And Parts	14 402	3 069 850	798 647	37 061 839
728 Other Machines And Equipment Specialized For Particular Industry	881 129	13 135 660	11 985 982	180 558 769
731 Machine Tools By Removing Metal	253 943	2 443 909	3 718 629	32 266 511
733 Machine Tool For Working Metals	326 524	3 010 207	2 646 723	30 372 477
735 Parts Of Machine Tools	31 735	605 264	904 167	11 689 878
737 Metalworking Machinery And Parts	86 815	1 405 025	1 357 623	18 108 589
741 Heating And Cooling Equipments And Parts	1 266 865	13 133 383	7 889 370	93 875 605
742 Pumps For Liquid And Parts	180 628	1 169 318	1 746 806	20 082 606
743 Pumps, Compressors, Fans, Blowers, Centrifuges, And Parts	1 715 654	16 124 680	9 529 212	83 328 679
744 Mechanical Handling Equipments And Parts	872 635	5 686 481	3 133 642	22 138 652
745 Other Non-Electical Machinery, Tools, And Mechanical Apparatus	86 688	1 368 787	1 891 485	31 227 224
746 Ball Or Roller Bearings	607 094	5 035 899	5 064 181	52 020 986
747 Taps, Cocks, And Valves For Pipes	94 848	1 437 161	2 587 553	29 974 644
748 Transmission Shafts And Cranks	908 043	8 077 844	10 363 157	87 397 217
749 Non-Electric Parts And Accessories Of Machineries	345 689	3 936 534	6 571 956	67 777 306
751 Office Machines	171 549	235 965	385 391	1 103 989
752 Automatic Data Processing Machines And Their Units	261 030	1 939 609	10 201 358	114 393 322
759 Parts And Accessories For Machine Of Heading 751 Or 752	1 005 290	9 658 027	32 258 880	273 446 041
761 Television Receivers	87 988	308 453	222 138	2 452 267
762 Radio Broadcast Receivers	8 544	222 086	56 516	1 267 029
763 Sound Recorders Or Reproducers	483	39 698	119 588	2 430 201
764 Telecommunication Equipments And Parts	2 447 286	26 970 204	78 393 919	777 917 847
771 Electric Power Machinery And Parts	462 518	4 685 938	10 454 206	92 940 721
772 Electrical Apparatus For Making And Breaking Electrical Circuits	1 783 485	19 053 444	58 203 653	514 823 243
773 Equipment For Distributing Electricity	1 289 585	16 219 904	17 383 167	201 454 026
774 Electrical Apparatus For Medical Purposes And Radiological Apparatus	178	31 682	61 922	1 618 729
775 Household Type, Electrical/Non-Electrical Equipments	128 772	2 890 620	816 490	12 980 685
776 Thermionic, Cold Cathode, And Photo Cathode Valves/Tubes	1 667 074	13 905 423	93 721 061	882 002 435
778 Electrical Machinery And Apparatus	1 699 450	18 405 678	35 191 367	409 352 973
781 Passenger Motor Cars	672 863	5 572 743	6 979 707	59 887 482

**K2. IMPOR KAWASAN BERIKAT / BOUND ZONE IMPORT**  
**MENURUT GOLONGAN BARANG SITC / BY SITC COMMODITY GROUP**  
**\*\* AGUSTUS / AUGUST 2012 \*\***

SITC Uraian Golongan Barang Group Description	Berat Bersih / Net Weight (Kg)		Nilai CIF / CIF Value (US\$)	
	Bulan ini Current month	Kumulatif Cum. Jan to date	Bulan ini Current month	Kumulatif Cum. Jan to date
782 Motor Vehicle For The Transportation Of Goods	429 368	2 894 728	356 548	5 872 317
783 Road Motor Vehicles	49 065	370 557	135 430	610 948
784 Parts And Accessories Of The Motor Vehicles	1 740 595	25 698 132	21 457 705	253 136 952
785 Motorcycles, Scooters, And Other Cycles Motorized/Non Motorized	2 069 781	23 132 137	2 121 327	27 872 594
786 Trailers And Other Vehicles, Not Motorized	6 301	272 486	63 376	819 752
791 Railway Vehicles And Associated Equipments	12	14 963	629	148 402
792 Aircraft And Associated Equipments And Parts	38 051	361 629	18 083 678	189 258 945
793 Ships, Boats, And Floating Structures	16 869 000	27 317 443	39 102	26 346 634
811 Prefabricated Buildings	470	635 642	433	2 448 362
812 Sanitary, Plumbing, Heating, And Lighting Fixtures/Fittings	546 028	2 279 064	2 002 059	10 751 574
813 Lighting Fixtures And Fittings	9 608	556 304	160 462	2 390 937
821 Furnitures And Parts	27 660	385 307	147 640	2 487 610
831 Travel Goods	10 830	192 323	226 892	3 273 472
841 Men'S Coats/Jackets, Not Knitted	4 012	148 183	92 319	1 920 445
842 Women'S Coats/Jacket, Not Knitted	38 414	332 465	350 080	2 071 254
843 Men'S Coats/Jackets, Knitted	51 115	466 731	392 108	4 537 975
844 Women'S Coats/Jackets, Knitted	13 045	509 628	211 067	6 558 137
845 Articles Of Apparel	92 387	980 685	1 624 959	16 297 059
846 Clothing Accessories Of Textiles Fabrics	207 264	2 083 142	2 938 478	30 906 204
848 Articles Of Apparel And Clothing Accessories Of Other Than Textile F	223 564	2 130 135	1 916 724	35 775 115
851 Footwears	705 250	6 677 676	6 744 655	81 835 217
871 Optical Instrument And Apparatus	76 562	658 081	3 517 027	28 116 000
872 Medical Instruments And Appliances	5 413	24 686	61 091	508 887
873 Meters And Counters	69 270	1 010 771	875 438	13 398 742
874 Measuring, Checking, Analysing, And Controlling Instrument And Ap	155 717	1 193 462	3 635 385	43 934 872
881 Photographic Apparatus And Equipments	2 845	57 851	180 424	5 776 031
882 Photographic And Chinematographic Supplies	270 759	1 959 856	289 586	2 178 263
883 Cinematograph Film, Exposed And Developed	3	36	7	93
884 Optical Goods	86 807	680 683	5 573 665	49 362 091
885 Watches And Clocks	4 050	69 301	93 037	2 012 553
891 Arms And Ammunitions	0	1 932	0	28 701
892 Printed Matter	412 545	4 740 157	8 077 843	79 524 791
893 Article Of Plastics	2 376 323	24 191 166	13 901 721	141 058 782
894 Baby Carriages, Toys, Games, And Sporting Goods	91 651	2 122 173	365 476	5 149 931
895 Office And Stationery Supplies	76 558	952 410	866 266	10 813 989
896 Works Of Art, Collectors Pieces And Antiques	229	5 164	4 918	115 432
897 Jewellery, Goldsmith, Silversmith Wares, And Other Articles	55 854	166 539	600 513	7 400 155
898 Musical Instrument And Parts/Accessories	902 335	8 060 934	10 256 786	119 557 119
899 Other Miscellaneous Manufactured Articles	436 201	5 775 555	7 961 228	100 383 032
971 Gold, Non-Monetary	524	1 651	1 449 469	14 705 556
<b>TOTAL IMPORT</b>	<b>432 499 216</b>	<b>4 543 242 728</b>	<b>1 346 799 210</b>	<b>14 864 497 327</b>

**K3. IMPOR KAWASAN BERIKAT / BOUND ZONE IMPORT  
MENURUT NEGARA ASAL / BY COUNTRY OF ORIGIN  
\*\* AGUSTUS / AUGUST 2012 \*\***

Kode Code	Negara Asal Country of Origin	Berat Bersih / Net Weight (Kg)		Nilai CIF / CIF Value (US\$)	
		Bulan ini Current month	Kumulatif Cum. Jan to date	Bulan ini Current month	Kumulatif Cum. Jan to date
111	JP JAPAN	23 077 139	264 254 302	230 072 144	2 628 540 638
112	HK HONG KONG	8 989 967	83 232 013	113 918 011	1 003 366 553
113	KP KOREA, DEM. PEOPLE'S REP.	103	1 053 402	7 495	1 183 455
114	KR KOREA, REPUBLIC OF	37 834 114	328 112 315	183 042 297	1 972 828 007
115	TW TAIWAN	12 550 349	126 228 743	82 289 848	802 657 726
116	CN CHINA	50 404 329	538 371 234	298 662 948	3 028 702 452
117	MN MONGOLIA	0	2 878	0	31 927
118	MO MACAU	49 624	119 100	390 167	1 211 560
120	PG PAPUA NEW GUINEA	21 330	6 534 248	9 279	7 808 527
121	TH THAILAND	64 727 118	1 181 172 028	69 984 009	1 100 720 707
122	SG SINGAPORE	36 001 422	338 142 705	94 895 351	1 159 492 279
123	PH PHILIPPINES	1 080 182	22 157 355	7 652 885	67 393 285
124	MY MALAYSIA	16 218 358	225 743 476	43 503 609	478 278 477
125	MM MYANMAR	390	87 704	51 313	396 042
126	KH CAMBODIA	20 431	137 857	152 344	835 014
127	BN BRUNEI DARUSSALAM	133	207 751	6 151	120 025
129	NP NEPAL	0	140	0	4 105
130	BT BHUTAN	0	35	0	1 160
131	VN VIET NAM	4 764 066	60 426 427	15 981 208	203 572 268
133	IN INDIA	3 698 704	47 946 635	11 487 189	127 270 215
134	PK PAKISTAN	175 549	6 716 339	930 401	19 335 349
135	BD BANGLADESH	41 514	256 897	67 809	696 996
136	LK SRI LANKA	40 626	344 319	143 261	2 319 715
138	ID INDONESIA	502 275	4 875 333	3 360 001	27 516 754
141	IQ IRAQ	0	22	0	1 174
142	IR IRAN (ISLAMIC REPUBLIC OF)	16 005	4 444 814	13 847	1 857 642
143	SA SAUDI ARABIA	14 488 237	71 201 224	8 519 384	87 579 715
144	IL ISRAEL	4	42 035	225	138 664
145	KW KUWAIT	446 461	17 468 850	439 033	18 045 098
146	JO JORDAN	64 232	213 611	164 093	348 466
147	YD PEOP. DEM. REP. OF YEMEN	0	762	0	1 540
148	LB LEBANON	0	80	0	4 760
151	YE YEMEN	46 757	47 644	34 544	125 893
152	OM OMAN	70	9 330 521	673	7 106 731
153	SY SYRIA ARAB REPUBLIC	0	4 800	0	29 760
154	TR TURKEY	106 079	3 607 434	388 725	17 608 105
155	AE UNITED ARAB EMIRATES	1 493 585	90 361 109	2 117 261	37 666 550
156	QA QATAR	1 811 323	18 045 976	2 501 862	31 278 062
157	BH BAHRAIN	0	1 321 421	0	620 347
158	CY CYPRUS	168 909	750 677	530 356	1 961 343
211	EG EGYPT	0	4 130 576	0	1 290 804
213	MA MOROCCO	0	1 585	0	13 212
214	TN TUNISIA	0	188	0	14 926
215	DZ ALGERIA	0	33	0	764
216	SD SUDAN	184 250	184 260	85 124	85 554
219	NA NAMIBIA	0	182 105	0	84 288
221	ET ETHIOPIA	1 185	4 133	122 464	414 839
222	TZ TANZANIA, UNITED REP. OF	0	849 357	0	2 879 336
223	MG MADAGASCAR	10 501	247 627	122 002	2 510 025
224	SO SOMALIA	0	62 500	0	180 319
225	KE KENYA	84	134 788	586	656 366
227	MZ MOZAMBIQUE	0	212 261	0	462 911
228	BW BOTSWANA	0	15	0	66
230	TG TOGO	0	665 662	0	399 110
231	GH GHANA	0	89 742	0	37 543
232	LR LIBERIA	0	3 200	0	76 928
233	GN GUINEA	0	495	0	7 983
234	AO ANGOLA	0	854 230	0	369 713
235	CG CONGO	0	33	0	657
236	CM CAMEROON	38 617	420 219	39 309	418 548
237	NG NIGERIA	3	417 226	74	814 583
238	SL SIERRA LEONE	0	60	0	3 102
239	GA GABON	0	255 629	0	245 831
240	CI COTE D'IVOIRE	0	106	0	1 381
241	SN SENEGAL	1	3 909	204	10 932
243	ML MALI	0	616 017	0	1 417 229

**K3. IMPOR KAWASAN BERIKAT / BOUND ZONE IMPORT  
MENURUT NEGARA ASAL / BY COUNTRY OF ORIGIN  
\*\* AGUSTUS / AUGUST 2012 \*\***

Kode Code	Negara Asal Country of Origin	Berat Bersih / Net Weight (Kg)		Nilai CIF / CIF Value (US\$)	
		Bulan ini Current month	Kumulatif Cum. Jan to date	Bulan ini Current month	Kumulatif Cum. Jan to date
244	BJ BENIN	234 620	1 223 780	108 394	563 580
245	BF BURKINA FASO	0	1 627 575	0	3 999 306
247	GM GAMBIA	0	11	0	1 025
248	VI U.S. VIRGIN ISLANDS	1 431	16 474	118 602	200 725
249	SC SEYCHELLES	81	27 952	66	147 793
251	UG UGANDA	0	554 477	0	1 702 515
252	CF CENTRAL AFRICAN REPUBLIC	0	1 185 990	0	547 927
253	NE NIGER	0	4	0	4
254	TD CHAD	249 915	249 915	435 260	435 260
256	SH SAINT HELENA	0	202	0	132 090
260	SZ SWAZILAND	319	26 032	6 668	1 647 332
261	ZA SOUTH AFRICA	2 588 201	102 155 978	3 840 541	112 692 139
262	ZW ZIMBABWE	22 760	2 494 159	14 339	13 496 985
265	KM COMOROS	0	19 504	0	29 442
267	MU MAURITIUS	394	1 647	4 592	19 476
268	RW RWANDA	0	53	0	6 638
298	VG VIRGIN ISLANDS (BRITISH)	17 891	363 204	56 591	1 824 024
311	AU AUSTRALIA	26 262 657	282 897 891	23 921 763	247 884 976
312	NZ NEW ZEALAND	4 309 225	39 470 162	2 749 749	43 495 653
322	NC NEW CALEDONIA	0	4	0	96
328	IO BRITISH INDIAN OCEAN TERRITORY	0	20 002	0	40 630
331	AS AMERICAN SAMOA	1 775	752 156	192 978	1 821 999
332	CK COOK ISLANDS	2 337	3 745	14 996	36 574
333	FJ FIJI	10 491	37 393	7 031	69 539
335	MH MARSHALL ISLANDS	0	1	0	10
336	WS SAMOA	0	8 920	0	87 289
342	CC COCOS (KEELING) ISLANDS	0	13	0	1 212
343	TK TOKELAU	0	1	0	2
391	TL EAST TIMOR	0	48 000	0	217 683
411	US UNITED STATES	7 955 197	128 050 980	47 141 765	534 967 506
412	CA CANADA	1 101 409	7 473 890	2 635 902	57 709 028
421	MX MEXICO	3 455 336	31 203 246	2 628 994	30 593 141
422	GT GUATEMALA	8	35 828	3	215 766
423	HN HONDURAS	0	1 292	0	36 488
424	NI NICARAGUA	0	15 415	0	439 225
425	PA PANAMA	16 869 013	16 869 148	39 969	54 397
426	CU CUBA	0	875	0	2 736
431	CL CHILE	984 058	17 096 559	713 922	50 392 785
432	VE VENEZUELA	0	11	0	108
433	AR ARGENTINA	695 724	35 044 753	1 422 398	58 890 765
434	BR BRAZIL	47 557 740	168 496 049	30 849 773	142 417 004
435	CO COLOMBIA	0	2 770	0	833 425
436	BO BOLIVIA	0	14 510	0	138 746
437	UY URUGUAY	50 551	2 338 611	30 982	1 350 199
438	PY PARAGUAY	508 618	665 346	898 652	1 108 165
441	EC ECUADOR	0	18 582	0	502 478
442	PE PERU	25 305	107 546	69 661	304 244
444	TT TRINIDAD AND TOBAGO	0	187 987	0	86 102
445	BS BAHAMAS	0	2 667	0	16 205
446	JM JAMAICA	0	3 569	0	20 414
447	PR PUERTO RICO	2	2 032	630	40 485
448	BZ BELIZE	0	8 321	0	145 181
449	DO DOMINICAN REPUBLIC	30	37 335	520	827 880
450	SV EL SALVADOR	0	41 189	0	601 720
451	CR COSTA RICA	313	30 744	35 587	725 129
452	HT HAITI	0	19	0	165
453	BB BARBADOS	0	45	0	232
454	AG ANTIGUA AND BARBUDA	0	3 560 000	0	19 525
455	AI ANGUILLA	397	947	5 951	13 435
457	BM BERMUDA	0	38	0	319
459	KY CAYMAN ISLANDS	0	2	0	15 163
464	GL GREENLAND	89 145	655 355	539 340	2 978 342
465	GD GRENADA	0	3	0	900
466	MQ MARTINIQUE	0	1 695	0	13 162
467	AN NETHERLANDS ANTILLES	0	3 382	0	42 974
511	GB UNITED KINGDOM	423 575	12 349 471	3 984 894	87 381 451



**K3. IMPOR KAWASAN BERIKAT / BOUND ZONE IMPORT  
MENURUT NEGARA ASAL / BY COUNTRY OF ORIGIN  
\*\* AGUSTUS / AUGUST 2012 \*\***

Kode Code	Negara Asal Country of Origin	Berat Bersih / Net Weight (Kg)		Nilai CIF / CIF Value (US\$)	
		Bulan ini Current month	Kumulatif Cum. Jan to date	Bulan ini Current month	Kumulatif Cum. Jan to date
512	NL NETHERLANDS	723 178	16 921 861	2 908 062	52 882 342
513	FR FRANCE	1 465 699	8 376 582	4 158 866	55 594 387
514	DE GERMANY, FED. REP. OF	2 269 206	23 532 307	12 028 190	154 612 429
515	AT AUSTRIA	76 929	3 440 238	786 199	27 797 388
516	BE BELGIUM	1 904 559	7 758 678	3 951 212	34 069 946
517	CH SWITZERLAND	1 151 097	5 279 388	4 007 650	42 109 816
518	LU LUXEMBOURG	6 596	46 563	94 328	512 475
520	MC MONACO	0	2 642	0	38 681
521	DK DENMARK	35 702	676 359	322 838	3 366 152
522	NO NORWAY	13 820	109 488	634 421	4 793 865
523	SE SWEDEN	3 279 779	9 451 898	3 106 111	18 859 037
524	FI FINLAND	633 294	3 494 754	1 111 053	8 242 183
525	IE IRELAND	78 963	1 681 027	143 010	5 408 719
526	IT ITALY	3 583 692	35 248 446	6 994 944	94 806 270
527	ES SPAIN	46 658	1 656 725	941 640	16 408 237
528	PT PORTUGAL	45 892	409 592	194 456	4 030 371
529	IS ICELAND	0	15 386	0	25 822
531	GR GREECE	44 891	5 861 682	67 000	16 553 015
533	AD ANDORRA	1	1	2	2
534	LI LIECHTENSTEIN	2 008	4 668	74 088	169 308
540	CD DEMOCRATIC REP. OF THE CONGO	142 069	1 179 310	350 909	2 902 328
542	HU HUNGARY	30 850	423 802	316 038	3 242 252
543	PL POLAND	268 577	1 287 849	1 301 937	8 026 668
544	RO ROMANIA	21 756	110 897	210 436	710 866
545	BG BULGARIA	100 701	440 228	81 703	1 002 297
549	AM ARMENIA	0	944	0	9 666
551	BY BELARUS	0	586	0	12 541
552	KZ KAZAKHSTAN	0	7	0	6 652
553	KG KYRGYZSTAN	1 327	63 198	7 373	816 960
554	MD MOLDOVA, REPUBLIC OF	2 755	2 943	31 745	34 435
557	UA UKRAINE	21 908 535	54 005 021	7 447 515	19 116 594
558	UZ UZBEKISTAN	0	396	0	18 966
559	LT LITHUANIA	0	1 077 386	0	534 500
560	LV LATVIA	21 943	106 213	92 089	495 832
561	EE ESTONIA	0	360	0	13 828
562	GE GEORGIA	50	14 576	419	626 701
563	HR CROATIA	0	870	0	15 810
564	BA BOSNIA AND HERZEGOVINA	0	600	0	9 490
565	MT MALTA	84 673	216 997	57 376	350 184
566	SK SLOVAKIA	9 340	413 181	28 239	878 154
567	SI SLOVENIA	9 320	36 616	21 644	197 261
568	CZ CZECH REPUBLIC	481 751	12 244 270	639 327	12 485 600
569	GS SOUTH GEORGIA AND THE SOUTH SA	70	70	690	690
570	REP. OF MACEDONIA	0	71	0	2 123
572	RU RUSSIA FEDERATION	1 560 991	27 842 423	529 701	17 665 534
<b>TOTAL IMPORT</b>		<b>432 499 216</b>	<b>4 543 242 728</b>	<b>1 346 799 210</b>	<b>14 864 497 327</b>

**K4. IMPOR KAWASAN BERIKAT / BOUND ZONE IMPORT**  
**MENURUT PROPINSI DAN PELABUHAN IMPOR / BY PROVINCE AND PORT OF IMPORTATION**  
**\*\* AGUSTUS / AUGUST 2012 \*\***

Kode Code	Propinsi / Pelabuhan Impor Province / Port of Importation	Berat Bersih / Net Weight (Kg)		Nilai CIF / CIF Value (US\$)	
		Bulan ini Current month	Kumulatif Cum. Jan to date	Bulan ini Current month	Kumulatif Cum. Jan to date
	<b>ACEH</b>	<b>0</b>	<b>37 104</b>	<b>0</b>	<b>39 355</b>
101	IDSBG ACEH - SABANG	0	37 104	0	39 355
	<b>SUMATERA UTARA</b>	<b>8 172 803</b>	<b>106 255 626</b>	<b>17 089 074</b>	<b>284 643 619</b>
144	IDBLW BELAWAN	8 171 658	105 009 284	16 803 716	277 802 163
166	IDMES MEDAN / POLONIA (U)	1 145	457 439	285 358	1 639 530
170	IDKTJ KUALA TANJUNG	0	788 903	0	5 201 926
	<b>RIAU</b>	<b>40 489 762</b>	<b>327 131 981</b>	<b>32 033 378</b>	<b>231 279 846</b>
225	IDDUM DUMAI	6 409 637	38 259 374	5 393 549	35 019 169
235	IDSUQ SUNGAI GUNTUNG	2 143 332	13 881 449	8 909 025	63 619 419
242	IDTEM TEMBILAHAN	421 442	1 518 725	2 753 487	14 735 648
273	IDPAK PEKAN BARU	9 536	22 893 187	62 161	4 069 158
277	IDBUN BUATAN	31 505 815	250 579 246	14 915 156	113 836 452
	<b>KEPULAUAN RIAU</b>	<b>26 039 281</b>	<b>106 205 320</b>	<b>37 307 588</b>	<b>466 238 294</b>
248	IDTBK TANJUNG BALAI KARIMUN	6 931 616	63 975 746	8 796 742	162 671 131
250	IDTAN TANJUNG UBAN	18 928 198	34 567 513	27 784 945	282 179 430
251	IDTPN TANJUNG PINANG	138 831	609 854	483 643	2 065 270
257	IDBPD BELAKANG PADANG	0	7 005 632	0	19 038 460
262	IDTNJ KIJANG (U)	0	5 939	0	41 745
263	IDPAS PASIR PANJANG	40 636	40 636	242 258	242 258
	<b>LAMPUNG</b>	<b>2 396 367</b>	<b>34 868 359</b>	<b>2 104 180</b>	<b>28 633 252</b>
395	IDPJG PANJANG	2 396 367	34 868 359	2 104 180	28 633 252
	<b>DKI JAKARTA</b>	<b>181 403 128</b>	<b>2 191 960 923</b>	<b>1 049 471 949</b>	<b>11 612 569 342</b>
431	IDTPP TANJUNG PRIOK	176 723 406	2 000 658 785	793 306 014	8 458 666 195
432	IDKLB KALIBARU	1 562 208	106 228 688	1 555 475	30 746 008
433	IDJKT JAKARTA / PASAR IKAN	469 991	4 117 113	2 499 770	17 831 159
434	IDCGK SOEKARNO-HATTA (U)	2 639 962	80 256 876	251 469 575	3 090 909 514
436	IDHLP HALIM PERDANA KUSUMA (U)	7 561	699 461	641 115	14 416 466
	<b>BANTEN</b>	<b>98 963 615</b>	<b>1 146 538 362</b>	<b>57 454 340</b>	<b>687 404 321</b>
461	IDMRK MERAK	9 463 615	234 135 898	8 055 805	138 844 696
473	IDCGD CIGADING	89 500 000	912 402 464	49 398 535	548 559 625
	<b>JAWA BARAT</b>	<b>25</b>	<b>62</b>	<b>28 000</b>	<b>58 979</b>
463	IDCBN CIREBON/PENGGUNG (U)	0	18	0	1 890
466	IDBDO HUSEIN SASTRANEGARA	25	44	28 000	57 089
	<b>JAWA TENGAH</b>	<b>20 010 814</b>	<b>153 438 057</b>	<b>68 267 160</b>	<b>703 865 796</b>
494	IDTES TANJUNG EMAS	19 890 921	152 731 312	67 357 113	697 749 743
495	IDCXP CILACAP	113	113	2 357	2 357
496	IDSRG ACHMAD YANI (U)	9 157	156 986	102 262	1 612 149
497	IDSMT SEMARANG (PTT)	99 553	530 821	687 677	4 012 881
498	IDSOC JEBRES/ADI SUMARMO	11 070	18 825	117 751	488 666
	<b>DI YOGYAKARTA</b>	<b>183</b>	<b>2 734</b>	<b>8 566</b>	<b>91 950</b>
531	IDJOG ADI SUCIPTO (U)	169	2 701	6 687	88 424
532	IDJOK YOGYAKARTA (PTT)	14	33	1 879	3 526
	<b>JAWA TIMUR</b>	<b>57 340 867</b>	<b>475 998 066</b>	<b>83 758 540</b>	<b>833 137 061</b>
563	IDTPE TANJUNG PERAK	56 873 888	469 821 607	76 458 027	742 038 960
567	IDBJU BANYUWANGI	0	1 330 000	0	2 969 375
587	IDSUB JUANDA (U)-SURABAYA	88 776	1 366 736	6 001 437	77 738 652
588	IDSUR SURABAYA (PTT)	378 203	3 479 723	1 299 076	10 390 074
	<b>BALI</b>	<b>76 000</b>	<b>246 846</b>	<b>1 231 526</b>	<b>12 962 366</b>
613	IDBOA BENOA/LOLOAN	53 885	102 253	7 017	149 534
620	IDDPS NGURAH RAI (U)	22 115	144 593	1 224 509	12 812 832
	<b>KALIMANTAN SELATAN</b>	<b>0</b>	<b>461 934</b>	<b>0</b>	<b>2 886 380</b>
773	IDKTB KOTABARU	0	461 934	0	2 886 380
	<b>KALIMANTAN TIMUR</b>	<b>2 738</b>	<b>97 354</b>	<b>149 089</b>	<b>686 766</b>
803	IDBPP BALIKPAPAN	1 708	83 168	96 446	271 384
814	IDBPN SEPINGGAN (U)	1 030	14 186	52 643	415 382
	<b>TOTAL IMPORT</b>	<b>434 895 583</b>	<b>4 543 242 728</b>	<b>1 348 903 390</b>	<b>14 864 497 327</b>



# DATA

## MENCERDASKAN BANGSA



**BADAN PUSAT STATISTIK**

Jl. dr. Sutomo No. 6-8 Jakarta 10710

Telp. : (021) 3841195, 3842508, 3810291-4, Fax. : (021) 3857046

Homepage : <http://www.bps.go.id> E-mail : [bpsdq@bps.go.id](mailto:bpsdq@bps.go.id)

ISSN 0126-3668



9 770126 366007 >