



Katalog BPS: 8202006

**BULETIN**

**STATISTIK PERDAGANGAN LUAR NEGERI**  
*FOREIGN TRADE STATISTICAL BULLETIN*

**IMPOR / IMPORTS**

**November**  
*November* **2012**



**BADAN PUSAT STATISTIK**



**BULETIN**

**STATISTIK PERDAGANGAN LUAR NEGERI**  
***FOREIGN TRADE STATISTICAL BULLETIN***

**IMPOR / IMPORTS**

**November**  
***November* 2012**



**Buletin**  
**STATISTIK PERDAGANGAN LUAR NEGERI**  
**FOREIGN TRADE STATISTICAL BULLETIN**  
**IMPOR/IMPORTS**

**November/November 2012**

**No. Publikasi / Publication Number : 06120.1302**

**No. ISSN / ISSN : 0126-3668**

**Katalog BPS / BPS Catalogue : 8202006**

**Ukuran Buku / Book Size : 21 Cm x 28 Cm**

**Jumlah Halaman / Number of pages : 170+xix halaman/pages**

**Naskah / Manuscript :**

**Subdirektorat Statistik Impor**

*Subdirectorate of Import Statistics*

**Gambar Kulit / Cover Design :**

**Subdirektorat Publikasi dan Kompilasi Statistik**

*Subdirectorate of Statistical Publication and Compilation*

**Diterbitkan oleh / Published by :**

**Badan Pusat Statistik, Jakarta-Indonesia**

*BPS - Statistics Indonesia*

**Dicetak oleh / Printed by :**

**Boleh dikutip dengan menyebut sumbernya**

*May be cited with reference to the source*

## KATA PENGANTAR

Publikasi Statistik Impor November 2012 merupakan kelanjutan dari publikasi sebelumnya yang diterbitkan secara bulanan oleh Badan Pusat Statistik Republik Indonesia (BPS-RI). Data yang disajikan dalam publikasi ini, mencakup :

- A. Impor menurut Golongan Barang HS, Golongan Barang SITC, Komoditi (HS), Negara Asal, Pelabuhan Impor, Negara Asal dan Lima Golongan Barang Utama SITC 3 digit, Komoditi tertentu dan Negara Asal Utama
- B. Impor Kawasan Berikat menurut Golongan Barang HS 2 digit, Golongan Barang SITC, Negara Asal, Provinsi dan Pelabuhan Impor

Ucapan terima kasih dan penghargaan yang setinggi-tingginya disampaikan kepada Direktorat Jenderal Bea dan Cukai, Kementerian Keuangan dan Bank Indonesia yang telah secara teratur dan berkesinambungan mengirimkan dokumen PIB, serta PT. Pertamina yang telah memberikan data impor minyak dan gas secara rutin. Selanjutnya, kepada semua pihak yang juga telah membantu BPS-RI sehingga memungkinkan diterbitkannya publikasi ini diucapkan terima kasih.

Akhirnya, kami mengharapkan semoga publikasi ini bermanfaat bagi pengguna data.

Jakarta, Februari 2013  
Badan Pusat Statistik  
Kepala



**Dr. SURYAMIN, M.Sc**  
**NIP. 195608051979031001**

## FOREWORD

The monthly publication of import statistics, is a sequential issue from the preceding publication which developed by The BPS-Statistics of the Republic of Indonesia. This Publication covered:

- A. Import by HS Commodity Groups, SITC Commodity Groups, Commodity (HS), Country of Origin, Port of Importation, Country of Origin and Five Major SITC Commodity Group, Certain Commodities import by Main Country of Origin
- B. Bonded Zone import by Commodity 2 Digits HS, by SITC Commodity Group, Country of Origin, by Province and port of Importation

Deeply gratitude and the highest appreciation are due to the Directorate General of Custom, Ministry of Finance and Bank of Indonesia of their contribution of regularly in sending documents, and also to PT. Pertamina for the best cooperation in supporting data of oil and gas so that BPS published this edition successfully.

Finally, it is hoped that this publication would be useful for users.

Jakarta, February 2013  
BPS-Statistics Indonesia  
Distribution and Service Statistics



**Dr. SURYAMIN, M.Sc**  
Director General

## PENJELASAN

### 1. DAERAH PENCATATAN

Daerah pencatatan statistik dalam publikasi ini meliputi seluruh wilayah Republik Indonesia.

### 2. SUMBER DOKUMEN

Statistik dikumpulkan berdasarkan dokumen impor (Pemberitahuan Impor Barang (PIB - BC 2.0) dan Pemberitahuan Pengangkutan Barang Impor (PPBI – BC 2.3) yang diisi oleh importir. Dokumen PIB - BC 2.0 dan PPBI - BC 2.3 diterima dari Bea dan Cukai dan berlaku sejak April 1997 berdasarkan Surat Keputusan Menteri Keuangan nomor 101/KMK.05/1997 tanggal 10 Maret 1997.

### 3. SISTEM PERDAGANGAN

Sistem pencatatan Statistik Perdagangan Luar Negeri mempergunakan Sistem Perdagangan Umum (*the General Trade System*) atau dengan Sistem Perdagangan Khusus (*the Special Trade System*). Dalam Sistem Perdagangan Umum, Kawasan Berikat dianggap sebagai "dalam negeri", sedangkan dalam Sistem Perdagangan Khusus, dianggap sebagai "luar negeri". Sejak Januari 2008, sistem pencatatan Statistik Impor menggunakan Sistem Perdagangan Umum.

### 4. RUANG LINGKUP

Pencatatan Statistik Impor meliputi seluruh barang-barang yang masuk ke wilayah Indonesia.

### 5. KASUS KHUSUS

Sebagian impor kapal laut dan pesawat beserta suku cadangnya termasuk dalam Statistik Impor.

Barang-barang luar negeri yang diolah atau diperbaiki didalam negeri tetap dicatat sebagai barang impor, meskipun setelah barang tersebut selesai diproses akan kembali ke luar negeri (*re-ekspor*).

Barang-barang di bawah ini tidak termasuk di dalam Statistik Impor:

- a. Pakaian dan barang-barang perhiasan penumpang.
- b. Barang-barang penumpang untuk dipakai sendiri, kecuali lemari es, pesawat TV dan sebagainya.
- c. Barang-barang yang diimpor untuk keperluan perwakilan (kedutaan) suatu negara.
- d. Barang-barang untuk ekspedisi dan ekshibisi/pameran.
- e. Sebagian barang-barang yang langsung diimpor oleh angkatan bersenjata.
- f. Pembungkus/peti kemas.
- g. Uang dan surat-surat berharga.
- h. Barang-barang sebagai contoh.

## **6. SISTEM PENGOLAHAN**

Data dalam publikasi ini mencakup dokumen PIB selama November 2012 yang diterima oleh Badan Pusat Statistik sampai akhir Desember 2012. Sistem pengolahan menggunakan *Carry Over*. Dengan metode ini dokumen-dokumen dari Bea dan Cukai ditunggu selama satu bulan setelah bulan berjalan. Dokumen-dokumen yang datang terlambat akan dimasukkan dalam bulan pengolahan berikutnya.

## **7. KLASIFIKASI JENIS BARANG**

Penggolongan barang yang digunakan di dalam statistik impor adalah klasifikasi Barang Impor yang berdasarkan pada Buku Tarif Kepabeanan Indonesia 2012 (BTKI 2012) yang mengacu pada amandemen keempat dari World Customs Organization (WCO) sebagai lembaga Internasional yang menyusun klasifikasi Harmonized System (HS). Disamping menggunakan HS sebagai klasifikasi jenis barang, juga digunakan Standard International Trade Classification (SITC) Revisi 4.

## **8. PERIODE REFERENSI**

Periode penentuan impor adalah tanggal penyelesaian dokumen oleh pejabat-pejabat Bea dan Cukai yang terdapat dalam dokumen impor.

## **9. NILAI BARANG**

Nilai barang dinyatakan dalam nilai CIF (US\$) dan nilai Kurs November 2012 yang digunakan adalah US\$ 1 = Rp.9.091,-

## **10. SATUAN BARANG**

Berat barang impor adalah berat bersih dan dinyatakan dalam Kg.

## **11. NEGARA ASAL**

Negara asal adalah negara dimana barang-barang tersebut dihasilkan dan dokumennya telah diperiksa serta dinyatakan sesuai dengan peraturan yang berlaku oleh pejabat Bea dan Cukai.



## EXPLANATORY NOTES

### 1. AREA RECORDINGS

The statistical recording area in this publication covers the entire territory of the Republic of Indonesia.

### 2. SOURCE OF DOCUMENTS

Statistics are compiled based on Import Declaration Form (Pemberitahuan Impor Barang (PIB-BC 2.0) or Pemberitahuan Pengangkutan Barang Impor (PPBI-BC 2.3)) of Import documents that are filled by importers. The PIB documents received from Customs and Excise, prevailing on April 1, 1997, based on Minister of Finance Decree No. 101/KMK.05/1997, March 10, 1997.

### 3. TRADE SYSTEM

The systems of recording Foreign Trade Statistics apply the General Trade System or the Special Trade System. In the General Trade System, the Bonded Zone is regarded as "*Domestic*", while in the Special Trade System; the Bonded Zone is regarded as "*Abroad*". Since January 2008, the systems of recording import Statistics have applied the General Trade System.

### 4. COVERAGE

The recording Import Statistics covers all goods entering the Indonesian territory.

### 5. PARTICULAR CASES

5.1 Part of importation of sea vessels and airplanes and their spare parts are included in the Import Statistics.

5.2 Overseas goods which are processed or modified in Indonesian Country are recorded as importation, although after the goods finish process will return to abroad (re-exports).

5.3 The goods here under are not included in the Import Statistics:

- a. Clothes and jewelry of passengers.
- b. Luggage of passengers of own use, except refrigerators, television sets, etc.
- c. Goods imported for the use of foreign countries representations (embassies).
- d. Goods for expeditions and exhibition shows.
- e. A part of the goods directly imported by armed forces.
- f. Packing's containers to be refilled.
- g. Bank notes and securities.
- h. Sample goods.

## **6. PROCESSING SYSTEM**

The data in this publication covers documents of November 2012 were received by the BPS to the end of December, 2012. The documents are processed using a carry over system. The deadline for the acceptance of documents of a certain month is one month after the reference period, which means the end of the following month. The documents accepted after the deadline is considered as the document of the following month.

## **7. COMMODITY CLASSIFICATION**

The classification of goods in this publication applies the 2012 Indonesia's Custom Tariff Classification, based on fourth amendment from World Customs Organization (WCO) as an International Organization who arranged the Classification of Harmonized System (HS). Besides applying the HS, the Standard International Trade Classification (SITC) Revised 4 is also applied in the classification of goods.

## **8. REFERENCE PERIOD**

The period of import determination is the date of settlement/completion by the Customs and Excise Officials as stated in the Import documents.

## **9. COMMODITY VALUATION**

The values recorded, are the CIF value (US\$). The exchange rate use for November, 2012, US\$1 = Rp.9.091,-

## **10. UNIT OF COMMODITY**

The net weight imported of goods are present to Kg.

## **11. COUNTRY OF ORIGIN**

Country of origin is the country in which the goods have been produced, after being verified by Customs and Excise Officials, pursuant to the prevailing regulations

## DAFTAR ISI/CONTENTS

	Halaman/Page
KATA PENGANTAR/ <i>FOREWORD</i> .....	iii-iv
PENJELASAN/ <i>EXPLANATORY NOTES</i> .....	v-viii
DAFTAR ISI/ <i>CONTENTS</i> .....	ix
RINGKASAN/ <i>SUMMARY</i> .....	xi-xix
Tabel/ <i>Table</i> I-1. Import Menurut Golongan Barang HS/ <i>Import by HS Commodity Groups</i>	
Menurut 21 Golongan Barang HS/ <i>By 21 HS Commodity Groups</i> .....	1
Menurut Golongan Barang 2 Dijit HS/ <i>By Commodity Groups 2 Digit Code HS</i> .....	2
Menurut 40 Golongan Barang HS Terbesar/ <i>By 40 Biggest Commodities 10 Digit HS Code</i> .....	3
Tabel/ <i>Table</i> I-2. Impor Menurut Golongan Barang SITC/ <i>Import by SITC Commodity Groups</i> .....	4-8
Tabel/ <i>Table</i> I-3. Impor Menurut Komoditi (HS)/ <i>Import by Commodity (HS)</i> .....	9-133
Tabel/ <i>Table</i> I-4. Impor Menurut Negara Asal/ <i>Import by Country of Origin</i> .....	134-136
Tabel/ <i>Table</i> I-5. Impor Menurut Pelabuhan Impor/ <i>Import by Port of Importation</i> .....	137-139
Tabel/ <i>Table</i> I-6 Impor Menurut Negara Asal dan Lima Golongan Barang (SITC) Utama/ <i>Import by Country of Origin and Five Major SITC Commodity Group</i> .....	140-169
Tabel/ <i>Table</i> I-7 Impor Komoditi Tertentu Menurut Negara Asal Utama/ <i>Certain Commodities Import by Main Country of Origin</i> .....	170-173
Tabel/ <i>Table</i> K1 Import Kawasan Berikat Menurut Golongan Barang 2 Dijit HS/ <i>Bonded Zone Import by Commodity 2 Digits HS</i> .....	174-175
Tabel/ <i>Table</i> K2 Impor Kawasan Berikat Menurut Golongan Barang SITC/ <i>Bonded Zone Import by SITC Commodity Group</i> .....	176-180
Tabel/ <i>Table</i> K3 Impor Kawasan Berikat Menurut Negara Asal/ <i>Bonded Zone Import by Country of Origin</i> .....	181-183
Tabel/ <i>Table</i> K4 Impor Kawasan Berikat Menurut Provinsi dan Pelabuhan Impor/ <i>Bonded Zone Import by Province and Port of Importation</i> .....	184



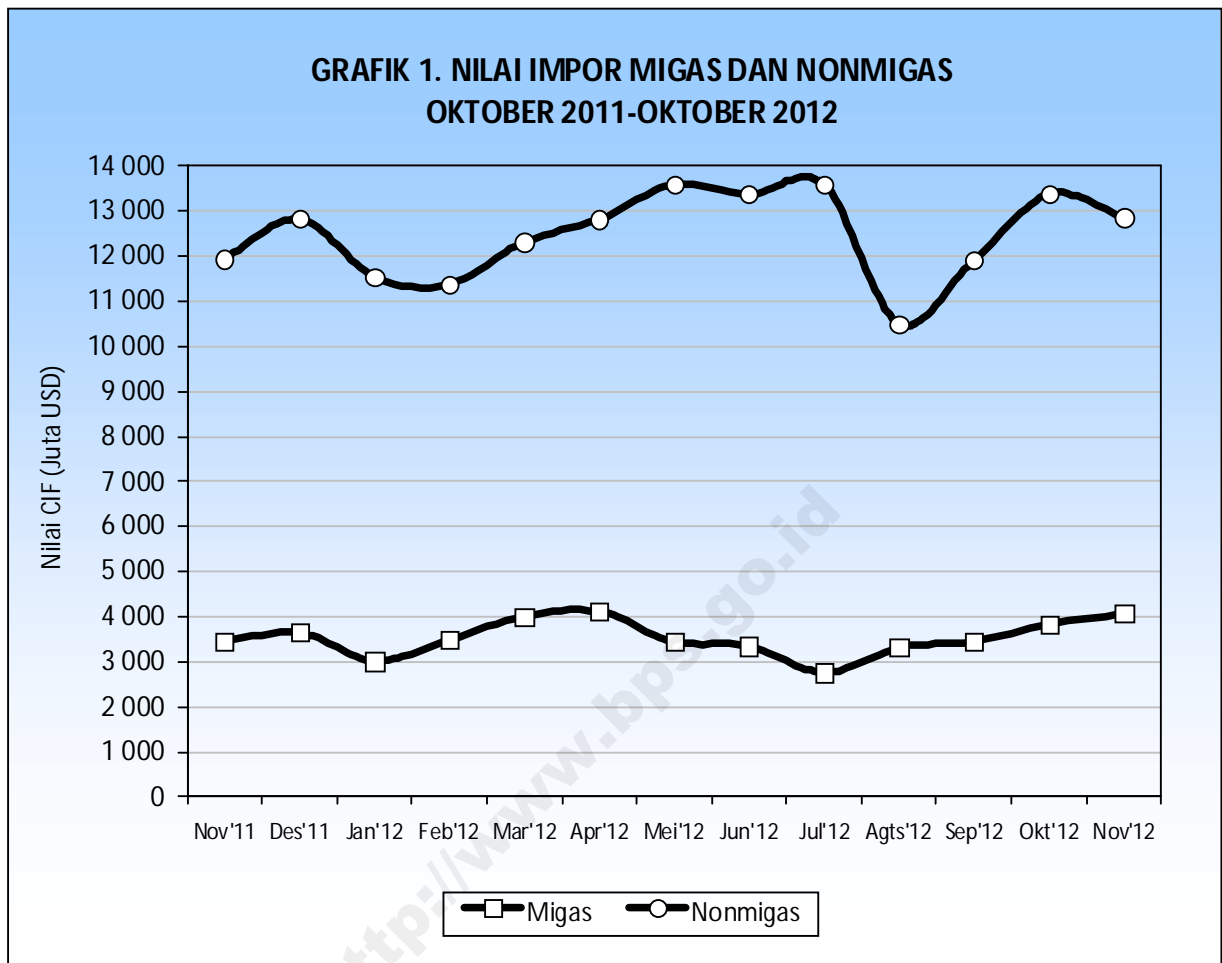
# RINGKASAN

Pada November 2012 nilai impor mencapai USD16.935,0 juta yang terdiri dari impor melalui Kawasan Berikat sebesar USD1.905,7 juta (11,25 persen) dan di Luar Kawasan Berikat sebesar USD15.029,3 juta (88,75 persen). Nilai impor migas Indonesia mencapai USD4.078,6 juta atau 24,08 persen dari total impor Indonesia. Sedangkan nilai impor nonmigas Indonesia mencapai USD12.856,4 juta dan memberikan peranan sebesar 75,92 persen terhadap total impor Indonesia.

**TABEL 1. IMPOR MIGAS DAN NONMIGAS  
NOVEMBER 2011 – NOVEMBER 2012**

Tahun/Bulan	Migas		Nonmigas		Total		
	Indonesia	Kawasan Berikat	Indonesia	Kawasan Berikat	Indonesia	Kawasan Berikat	
<b>Nilai CIF (Juta USD)</b>							
<b>2011</b>	November	3 450,1	13,1	11 943,8	1 958,0	15 393,9	1 971,1
	Desember	3 647,3	48,3	12 828,3	1 760,0	16 475,6	1 808,3
<b>2012</b>	Januari	3 019,3	12,8	11 535,3	1 954,0	14 554,6	1 966,8
	Februari	3 492,7	9,6	11 374,1	1 504,9	14 866,8	1 514,5
	Maret	4 008,9	9,6	12 316,8	1 897,5	16 325,7	1 907,1
	April	4 120,4	1,3	12 817,5	1 921,4	16 937,9	1 922,7
	Mei	3 442,0	12,5	13 594,7	2 016,8	17 036,7	2 029,3
	Juni	3 354,0	3,4	13 373,5	2 128,6	16 727,5	2 132,0
	Juli	2 760,0	7,2	13 594,4	2 038,1	16 354,4	2 045,3
	Agustus	3 312,1	1,4	10 501,8	1 345,4	13 813,9	1 346,8
	September	3 443,0	3,3	11 905,6	1 860,6	15 348,6	1 863,9
	Oktober	3 827,8	13,6	13 380,1	2 034,5	17 207,9	2 048,1
November	4 078,6	38,5	12 856,4	1 867,2	16 935,0	1 905,7	
<b>Peranan Terhadap Total Impor (%)</b>							
<b>2011</b>	November	22,41	0,66	77,59	99,34	100,00	100,00
	Desember	22,14	2,67	77,86	97,33	100,00	100,00
<b>2012</b>	Januari	20,74	0,65	79,26	99,35	100,00	100,00
	Februari	23,49	0,63	76,51	99,37	100,00	100,00
	Maret	24,56	0,50	75,44	99,50	100,00	100,00
	April	24,33	0,07	75,67	99,93	100,00	100,00
	Mei	20,20	0,62	79,80	99,38	100,00	100,00
	Juni	20,05	0,16	79,95	99,84	100,00	100,00
	Juli	16,88	0,35	83,12	99,65	100,00	100,00
	Agustus	23,98	0,10	76,02	99,90	100,00	100,00
	September	22,43	0,18	77,57	99,82	100,00	100,00
	Oktober	22,24	0,66	77,76	99,34	100,00	100,00
November	24,08	2,02	75,92	97,98	100,00	100,00	

Dari total nilai impor migas Indonesia, impor melalui Kawasan Berikat hanya sebesar USD38,5 juta atau 0,94 persen, sedangkan sisanya sebanyak USD4.040,1 juta (99,06 persen) di Luar Kawasan Berikat. Sementara itu, nilai impor nonmigas di Luar Kawasan Berikat mencapai USD11.989,2 juta atau 85,48 persen dan yang melalui Kawasan Berikat sebesar USD1.867,2 juta (14,52 persen).



Dilihat dari peranannya, selama tiga belas bulan terakhir impor migas memberikan kontribusi rata-rata 22,12 persen per bulan dan impor nonmigas sebesar 77,88 persen per bulan. Sementara itu, pada November 2012 peranan impor migas mencapai 24,08 persen yang berarti angka tersebut berada di atas rata-rata. Sebaliknya peranan impor nonmigas berada di bawah rata-rata yaitu 75,92 persen.

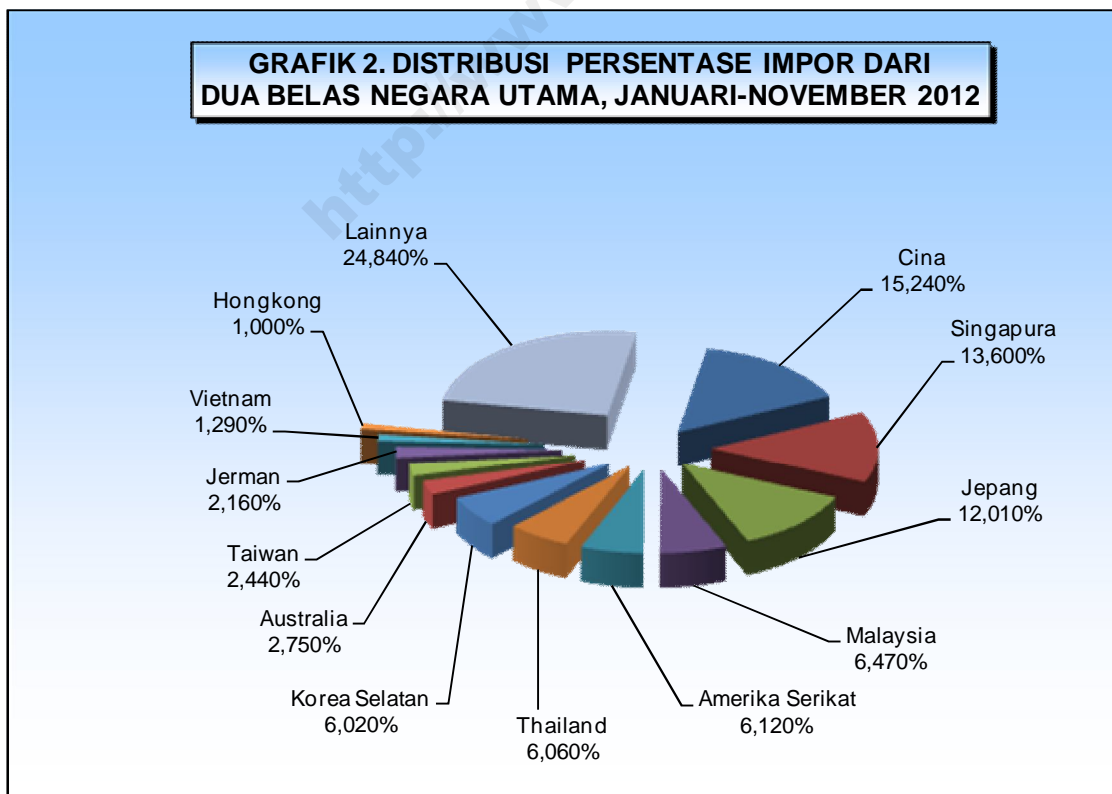
Dengan diterapkannya Sistem Perdagangan Umum (*General Trade System*) dalam pencatatan statistik impor, secara keseluruhan nilai impor barang yang tercatat mengalami kenaikan yang nyata (signifikan).

**TABEL 2. PERKEMBANGAN IMPOR MIGAS DAN NONMIGAS  
JANUARI-NOVEMBER, 2008-2012**

Bulan/ Tahun	Nilai (Juta USD)			Peranan (%)		
	Migas	Non-Migas	Total	Migas	Non-Migas	Total
<b>Jan-Nov</b>						
2008	29 538,5	91 963,2	121 501,7	24,31	75,69	100,00
2009	16 885,2	69 644,1	86 529,3	19,51	80,49	100,00
2010	24 769,6	97 747,0	122 516,6	20,22	79,78	100,00
2011	37 054,2	123 905,8	160 960,0	23,02	76,98	100,00
2012	38 858,8	137 250,2	176 109,0	22,07	77,93	100,00

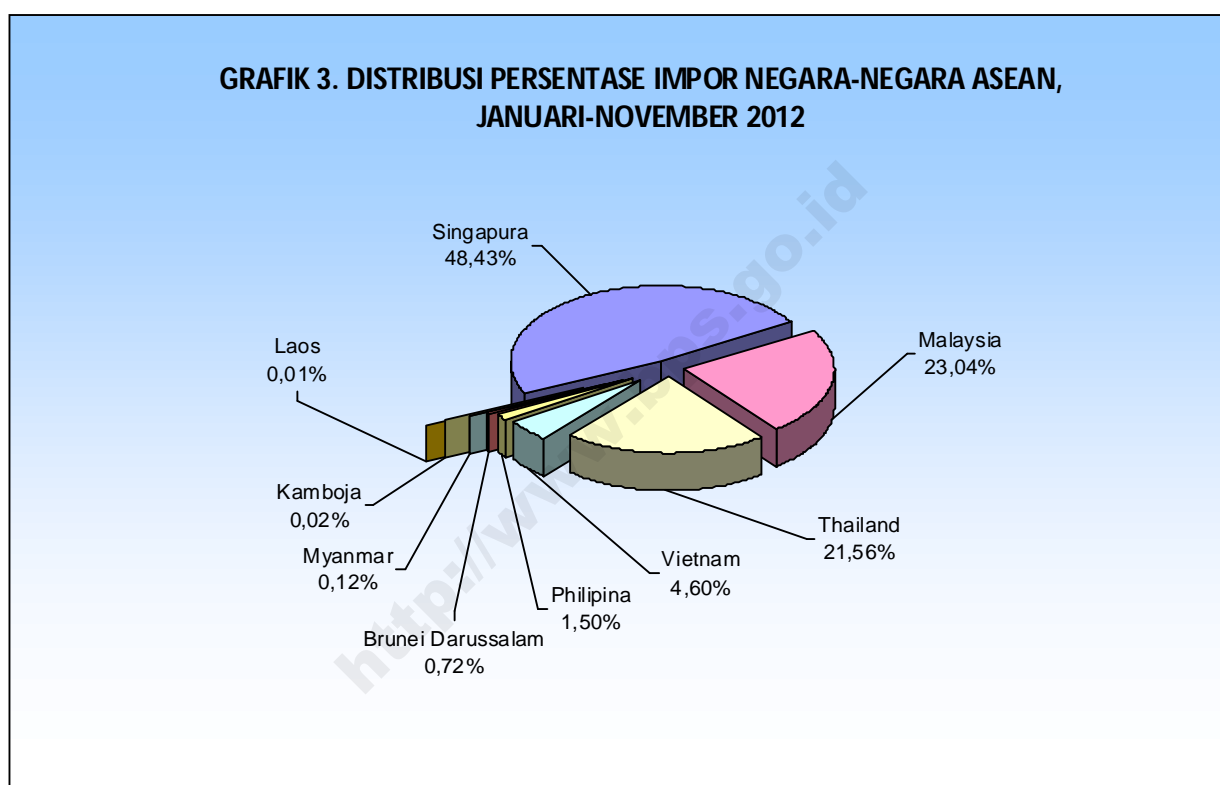
Keterangan : SPK = Sistem Perdagangan Khusus  
SPU = Sistem Perdagangan Umum

Impor migas Januari-November 2012 sebesar USD38.858,8 juta atau meningkat 4,87 persen jika dibandingkan impor migas periode yang sama tahun sebelumnya. Demikian halnya dengan impor nonmigas Januari-November 2012 yaitu sebesar USD137.250,2 juta atau meningkat sebesar 10,77 persen dibanding impor nonmigas Januari-November 2011 yang besarnya USD123.905,8 juta. Dilihat dari nilainya, selama Januari-November periode 2008-2012 di dominasi oleh impor nonmigas dengan rata-rata peranan sebesar 78,17 persen per tahun. Dengan demikian dapat disimpulkan bahwa perekonomian Indonesia selama ini masih bertumpu pada impor sektor nonmigas.



Dari keseluruhan nilai impor pada Januari-November 2012, 75,16 persen berasal dari dua belas negara utama. Cina menempati posisi pertama, yaitu 15,24 persen dari total impor Indonesia, diikuti oleh Singapura (13,60 persen), Jepang (12,01 persen), Malaysia (6,47 persen), Amerika Serikat (6,12 persen), Thailand (6,06 persen), Korea Selatan (6,02 persen), Australia (2,75 persen), Taiwan (2,44 persen), Jerman (2,16 persen), Vietnam (1,29 persen), dan Hongkong (1,00 persen).

Impor terbesar pada Januari-November 2012 berasal dari kelompok sembilan negara APEC Lainnya yakni mencapai 39,97 persen atau sebesar USD70.387,8 juta. Kelompok negara ASEAN berada di urutan berikutnya dengan peranan sebesar 28,08 persen (USD49.448,1 juta), kemudian diikuti kelompok negara NAFTA sebesar 7,34 persen (USD12.928,1 juta), kelompok negara Uni Eropa 7,25 persen (USD12.772,3 juta), sedangkan kelompok negara lainnya menyumbang 17,36 persen (USD30.572,7 juta).



Jika dilihat impor Indonesia dari kelompok ASEAN, selama Januari-November 2012 peranan impor yang paling tinggi adalah dari *Singapura* dengan peranan sebesar 48,43 persen dari total impor ASEAN. *Malaysia* menempati urutan kedua sebesar 23,04 persen, diikuti oleh *Thailand* (21,56 persen), *Vietnam* (4,60 persen), *Philipina* (1,50 persen), sementara peranan impor dari *Brunei Darussalam*, *Myanmar*, *Kamboja* dan *Laos* masih di bawah satu persen.

Dari kelompok negara Uni Eropa, selama Januari-November 2012 peranan impor yang paling tinggi adalah dari *Jerman* dengan peranan sebesar 29,82 persen dari total impor Uni Eropa. *Perancis* menempati urutan kedua dengan peranan 12,79 persen, diikuti oleh *Italia* (10,83 persen), *Inggris* (10,00 persen), dan *Swedia* (9,38 persen).



**TABEL 3. NILAI DAN PERANAN IMPOR  
DARI KELOMPOK NEGARA ASEAN, NAFTA, DAN UNI EROPA  
JANUARI-NOVEMBER 2011 DAN 2012**

KELOMPOK NEGARA	Januari-November 2011		Januari-November 2012		Perubahan Jan-Nov 2012 thd Jan-Nov 2011 (%)
	Nilai (Juta USD)	Peranan (%)	Nilai (Juta USD)	Peranan (%)	
<b>APEC</b>					
<b>ASEAN</b>	<b>46 824,9</b>	<b>29,09</b>	<b>49 448,1</b>	<b>28,08</b>	<b>5,60</b>
Thailand	9 580,3	5,95	10 663,7	6,06	11,31
Singapura	23 856,6	14,82	23 949,9	13,60	0,39
Philippina	778,1	0,48	740,9	0,42	-4,78
Malaysia	9 439,1	5,87	11 393,2	6,47	20,70
Myanmar	68,4	0,04	59,3	0,03	-13,30
Kamboja	6,7	0,01	9,5	0,01	41,79
Brunei Darussalam	952,2	0,59	354,2	0,20	-62,80
Laos	1,2	0,00	3,3	0,00	175,00
Vietnam	2 142,3	1,33	2 274,1	1,29	6,15
<b>NAFTA</b>	<b>11 800,2</b>	<b>7,33</b>	<b>12 928,1</b>	<b>7,34</b>	<b>9,56</b>
Amerika Serikat	9 647,1	5,99	10 772,6	6,12	11,67
Kanada	1 778,9	1,11	1 647,3	0,93	-7,40
Meksiko	374,2	0,23	508,2	0,29	35,81
<b>NEGARA APEC LAINNYA</b>	<b>65 076,9</b>	<b>40,43</b>	<b>70 387,8</b>	<b>39,97</b>	<b>8,16</b>
Jepang	17 572,7	10,92	21 154,1	12,01	20,38
Hongkong	2 255,0	1,40	1 773,4	1,00	-21,36
Korea Selatan	11 665,4	7,25	10 596,2	6,02	-9,17
Taiwan	3 845,8	2,39	4 294,3	2,44	11,66
Cina	23 896,0	14,85	26 841,2	15,24	12,33
Papua Nugini	68,3	0,04	48,6	0,03	-28,84
Australia	4 743,0	2,94	4 841,5	2,75	2,08
Selandia Baru	671,6	0,42	641,6	0,37	-4,47
Chili	359,1	0,22	196,9	0,11	-45,17
<b>UNI EROPA</b>	<b>11 224,2</b>	<b>6,97</b>	<b>12 772,3</b>	<b>7,25</b>	<b>13,79</b>
Jerman	3 108,9	1,93	3 808,7	2,16	22,51
Perancis	1 730,1	1,07	1 633,0	0,93	-5,61
Italia	1 088,9	0,68	1 382,8	0,79	26,99
Inggris	1 075,6	0,67	1 277,1	0,73	18,73
Swedia	789,2	0,49	1 198,0	0,68	51,80
Belanda	716,2	0,45	814,2	0,46	13,68
Belgia	542,1	0,34	584,0	0,33	7,73
Spanyol	345,4	0,21	421,9	0,24	22,15
Finlandia	455,9	0,28	361,3	0,21	-20,75
Austria	348,5	0,22	305,0	0,17	-12,48
Denmark	163,7	0,10	156,5	0,09	-4,40
Hungaria	303,7	0,19	145,0	0,08	-52,26
Yunani	55,8	0,03	110,8	0,06	98,57
Polandia	92,0	0,06	109,0	0,06	18,48
Irlandia	100,8	0,06	104,4	0,06	3,57
Uni Eropa Lainnya	307,4	0,19	360,6	0,20	17,31
<b>LAINNYA</b>	<b>26 033,8</b>	<b>16,18</b>	<b>30 572,7</b>	<b>17,36</b>	<b>17,43</b>
<b>TOTAL IMPOR</b>	<b>160 960,0</b>	<b>100,00</b>	<b>176 109,0</b>	<b>100,00</b>	<b>9,41</b>

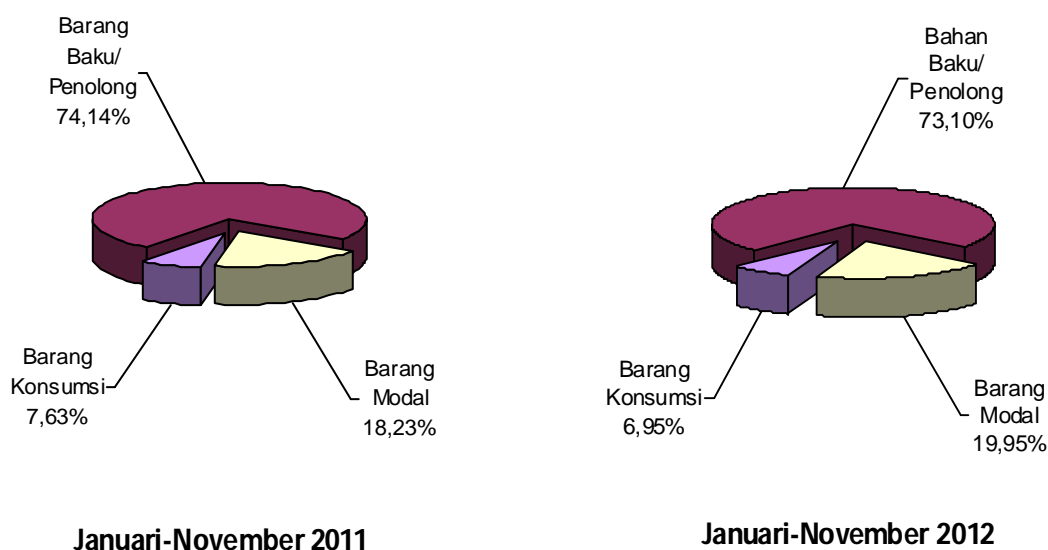
**TABEL 4. IMPOR MENURUT GOLONGAN PENGGUNAAN BARANG  
JANUARI-NOVEMBER 2008-2012**

Bulan/ Tahun	Nilai (Juta USD)				Peranan (%)			
	Barang Konsumsi	Bahan Baku/ Penolong	Barang Modal	Total	Barang Konsumsi	Bahan Baku/ Penolong	Barang Modal	Total
<b>Jan-Nov :</b>								
2008	7 857,6	94 240,1	19 404,0	121 501,7	6,47	77,56	15,97	100,00
2009	6 098,9	62 382,7	18 047,7	86 529,3	7,05	72,09	20,86	100,00
2010	8 997,3	89 098,1	24 421,2	122 516,6	7,35	72,72	19,93	100,00
2011	12 285,2	119 339,2	29 335,6	160 960,0	7,63	74,14	18,23	100,00
2012	12 234,6	128 745,5	35 128,9	176 109,0	6,95	73,10	19,95	100,00

Keterangan : SPK = Sistem Perdagangan Khusus  
SPU = Sistem Perdagangan Umum

Rata-rata nilai impor Januari-November periode 2008-2012 adalah sebesar USD133.523,3 juta dengan rata-rata nilai impor barang konsumsi dan peranannya USD9.494,7 juta (7,09 persen), impor *bahan baku/penolong* sebesar USD98.761,1 juta (18,99 persen), dan impor *barang modal* sebesar USD25.267,5 juta (18,99 persen). Jika dibandingkan Januari-November 2011, maka nilai impor golongan barang modal dan bahan baku/penolong mengalami peningkatan masing-masing sebesar 19,75 persen (US\$5.793,3 juta) dan 7,88 persen (US\$5.793,3 juta). Sementara itu, impor kelompok barang konsumsi turun sebesar 0,41 persen atau US\$50,6 juta.

**GRAFIK 4. PERSENTASE NILAI IMPOR INDONESIA  
MENURUT GOLONGAN PENGGUNAAN BARANG  
JANUARI-NOVEMBER 2011 DAN 2012**



Dilihat dari peranannya selama Januari-November periode 2008-2012, rata-rata peranan tertinggi diberikan oleh impor *bahan baku/penolong* yaitu 73,92 persen, diikuti oleh rata-rata impor *barang modal* sebesar 18,99 persen dan rata-rata impor *barang konsumsi* sebesar 7,09 persen. Sementara itu, peran *barang konsumsi* yang tertinggi dicapai di tahun 2011 yaitu sebesar 7,63 persen. Golongan *bahan baku/penolong* memberikan peranan tertinggi di tahun 2008 sebesar 77,56 persen, sedangkan golongan *barang modal* peran tertingginya dicapai pada tahun 2009 sebesar 20,86 persen.

Jika dibandingkan dengan periode yang sama tahun sebelumnya, peranan nilai impor *barang konsumsi* dan *bahan baku/penolong* terhadap keseluruhan nilai impor pada Januari-November 2012 mengalami penurunan masing-masing dari 7,63 persen menjadi 6,95 persen (turun 0,68 poin) dan dari 74,14 persen menjadi 73,10 persen (turun 1,04 poin). Sebaliknya impor *barang modal* meningkat dari 18,23 persen menjadi 19,95 persen (naik 1,72 poin).

Menurut golongan barang SITC (*Standard International Trade Classification*) 1 dijit, kelompok barang utama impor selama Januari-November 2012 adalah kelompok *mesin dan alat angkutan* dengan nilai sebesar USD60.363,0 juta dan memberikan peran sebesar 34,28 persen dari total impor Indonesia. Dilihat dari nilainya, maka nilai impor kelompok ini meningkat sebesar 16,30 persen jika dibandingkan periode yang sama tahun sebelumnya. Demikian juga jika dilihat dari peranan impor kelompok barang ini mengalami peningkatan sebesar 2,03 poin yaitu dari 32,25 persen menjadi 34,28 persen.

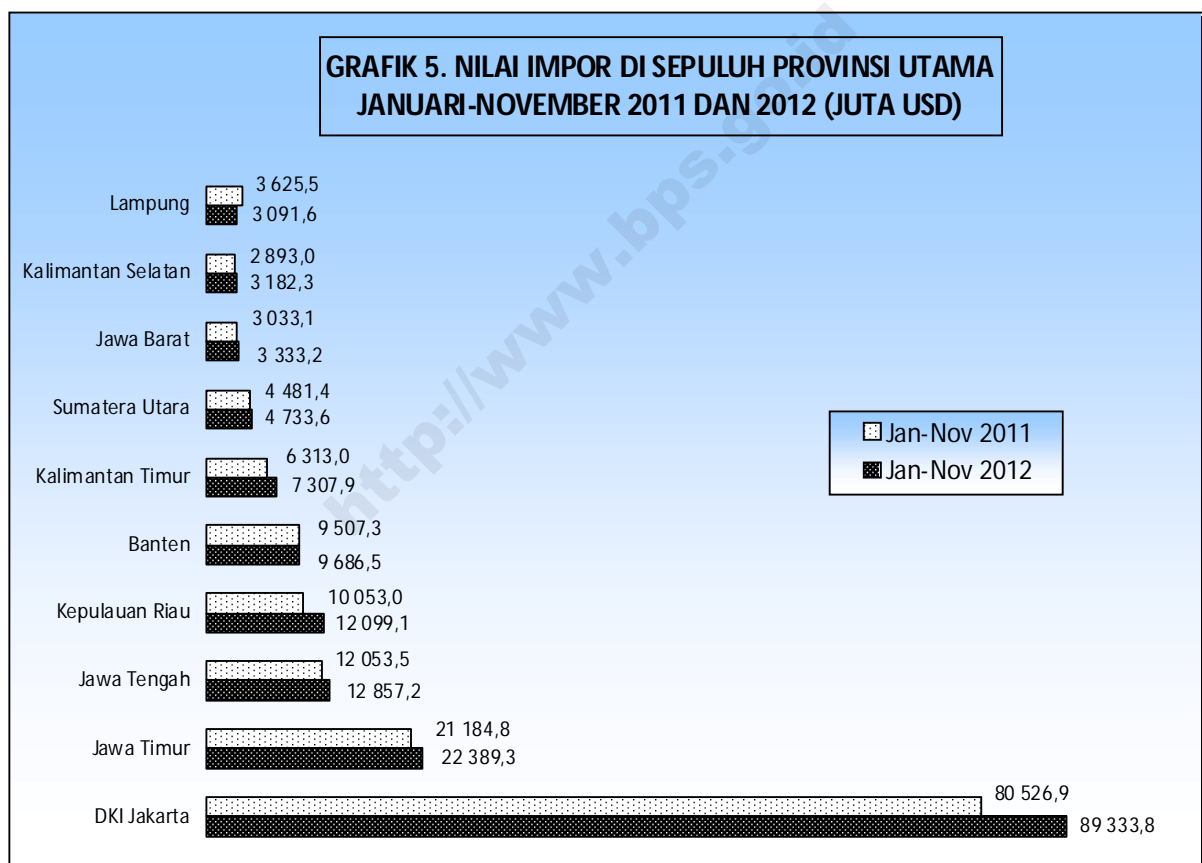
**TABEL 5. IMPOR MENURUT SITC-1 DIJIT  
JANUARI-NOVEMBER 2011 DAN 2012**

SITC	Januari-November 2011		Januari-November 2012		Perubahan Jan-Nov 2012 thd Jan-Nov 2011 (%)
	Nilai (Juta USD)	Peranan (%)	Nilai (Juta USD)	Peranan (%)	
0 Bahan Makanan dan Binatang Hidup	13 168,3	8,18	12 170,2	6,91	-7,58
1 Minuman dan Tembakau	599,8	0,37	771,5	0,44	28,63
2 Bahan Baku dan Hasil Tambang	9 142,7	5,68	8 301,0	4,71	-9,21
3 Minyak dan Bahan Bakar Mineral	37 158,7	23,09	39 014,0	22,15	4,99
4 Minyak Nabati dan Hewani	171,3	0,11	170,4	0,10	-0,53
5 Bahan Kimia dan produknya	20 328,8	12,63	21 900,8	12,44	7,73
6 Barang-barang Buatan Pabrik	23 459,6	14,57	27 498,8	15,61	17,22
7 Mesin dan Alat Angkutan	51 904,6	32,25	60 363,0	34,28	16,30
8&9 Lainnya	5 026,2	3,12	5 919,3	3,36	17,77
<b>TOTAL IMPOR</b>	<b>160 960,0</b>	<b>100,00</b>	<b>176 109,0</b>	<b>100,00</b>	<b>9,41</b>

Impor kelompok barang SITC 1 dijit yang terbesar berikutnya adalah *minyak dan bahan bakar mineral* dengan nilai USD39.014,0 juta dengan peran sebesar 22,15 persen, diikuti oleh *barang-barang buatan pabrik* sebesar USD27.498,8 juta (15,61 persen). Selanjutnya yaitu *bahan kimia dan produknya* sebesar USD21.900,8

juta (12,44 persen), *bahan makanan dan binatang hidup* sebesar USD12.170,2 juta (6,91 persen), *bahan baku dan hasil tambang* sebesar USD8.301,0 juta (4,71 persen), *kelompok barang lainnya* sebesar USD5.919,3 juta (3,36 persen), *minuman dan tembakau* sebesar USD771,5 juta (0,44 persen), dan *minyak nabati dan hewani* sebesar USD170,4 juta (0,10 persen).

Selama Januari-November 2012, pelabuhan di DKI Jakarta membongkar barang impor terbesar dibanding dengan pelabuhan di provinsi lain, yaitu sebesar USD89.333,8 juta atau 50,73 persen dari total impor Indonesia. Provinsi dengan impor terbesar kedua adalah Jawa Timur yang mencapai USD22.389,3 juta (12,71 persen), diikuti Jawa Tengah USD12.857,2 juta (7,30 persen), Kepulauan Riau USD12.099,1 juta (6,87 persen), Banten USD9.686,5 juta (5,50 persen), Kalimantan Timur USD7.307,9 juta (4,15 persen), Sumatera Utara USD4.733,6 juta (2,69 persen), dan Jawa Barat sebesar US\$3.333,2 juta (1,89 persen). Kemudian nilai impor yang masuk melalui provinsi Kalimantan Selatan dan Lampung masing-masing sebesar USD3.182,3 juta (1,81 persen) dan US\$3.091,6 juta (1,76 persen). Sementara nilai impor ke provinsi lainnya masih berada di bawah USD2,5 miliar.



Jika dibandingkan dengan periode yang sama tahun sebelumnya maka sepuluh provinsi di atas mengalami peningkatan, dimana peningkatan tertinggi dicapai oleh provinsi DKI Jakarta sebesar US\$8.806,9 juta (10,94 persen) sedangkan peningkatan terendah dicatat oleh provinsi Banten yang hanya meningkat sebesar US\$179,2 juta (1,88 persen).

Dari sepuluh provinsi utama yang mengalami peningkatan nilai impor, tiga provinsi diantaranya mengalami peningkatan nilai impor di atas 15,0 persen, yaitu Kepulauan Riau sebesar 20,35 persen (US\$2.046,1 juta), Lampung sebesar 17,75 persen (US\$466,1 juta), dan Kalimantan Timur sebesar 15,76 persen (US\$994,9 juta). Dua provinsi berikutnya meningkat antara 10,0 persen sampai dengan 15,0 persen, yaitu provinsi DKI Jakarta yang meningkat US\$8.806,9 juta (10,94 persen) dan Kalimantan Selatan sebesar 10,00 persen (US\$289,3 juta). Sedangkan lima provinsi berikutnya meningkat di bawah 10,0 persen, yaitu Jawa Barat sebesar 9,89 persen (US\$300,1 juta), Jawa Tengah 6,67 persen (US\$803,7 juta), Jawa Timur 5,69 persen (US\$1.204,5 juta), Sumatera Utara 5,63 persen (US\$252,2 juta), dan Banten sebesar 1,88 persen (US\$179,2 juta).

**TABEL 6. NILAI DAN PERANAN IMPOR MENURUT PROVINSI<sup>\*)</sup>  
JANUARI-NOVEMBER 2011 DAN 2012**

Provinsi	Januari-November 2011		Januari-November 2012		Perubahan Jan-Nov 2012 thd Jan-Nov 2011 (%)
	Nilai (Juta USD)	Peranan (%)	Nilai (Juta USD)	Peranan (%)	
Aceh	51,1	0,03	83,8	0,05	63,99
Sumatera Utara	4 481,4	2,78	4 733,6	2,69	5,63
Sumatera Barat	962,3	0,60	1 145,1	0,65	19,00
Riau	1 889,8	1,17	2 106,4	1,20	11,46
Jambi	162,1	0,10	103,9	0,06	-35,90
Sumatera Selatan	492,9	0,31	477,0	0,27	-3,23
Bengkulu	32,5	0,02	39,8	0,02	22,46
Lampung	2 625,5	1,63	3 091,6	1,76	17,75
Bangka Belitung	58,8	0,04	79,0	0,05	34,35
Kepulauan Riau	10 053,0	6,25	12 099,1	6,87	20,35
DKI Jakarta	80 526,9	50,03	89 333,8	50,73	10,94
Jawa Barat	3 033,1	1,88	3 333,2	1,89	9,89
Jawa Tengah	12 053,5	7,49	12 857,2	7,30	6,67
D I Yogyakarta	1,1	0,00	1,2	0,00	9,09
Jawa Timur	21 184,8	13,16	22 389,3	12,71	5,69
Banten	9 507,3	5,91	9 686,5	5,50	1,88
B a l i	1 022,6	0,63	148,0	0,08	-85,53
Nusa Tenggara Barat	315,2	0,20	272,5	0,15	-13,55
Nusa Tenggara Timur	14,1	0,01	73,7	0,04	422,70
Kalimantan Barat	267,1	0,17	481,0	0,27	80,08
Kalimantan Tengah	71,4	0,04	126,9	0,07	77,73
Kalimantan Selatan	2 893,0	1,80	3 182,3	1,81	10,00
Kalimantan Timur	6 313,0	3,92	7 307,9	4,15	15,76
Sulawesi Utara	116,4	0,07	118,9	0,07	2,15
Sulawesi Tengah	13,1	0,01	3,5	0,00	-73,28
Sulawesi Selatan	1 307,8	0,81	1 157,4	0,66	-11,50
Sulawesi Tenggara	172,4	0,11	285,6	0,16	65,66
Gorontalo	28,6	0,02	43,7	0,02	52,80
Maluku	335,4	0,21	385,1	0,22	14,82
Maluku Utara	43,8	0,03	9,4	0,01	-78,54
Papua Barat	36,0	0,02	14,0	0,01	-61,11
Papua	894,0	0,55	938,6	0,53	4,99
<b>TOTAL IMPOR</b>	<b>160 960,0</b>	<b>100,00</b>	<b>176 109,0</b>	<b>100,00</b>	<b>9,41</b>

Keterangan : \*) = melalui pelabuhan bongkar yang terdapat di provinsi



**I-1. IMPOR MENURUT GOLONGAN BARANG HS / IMPORT BY HS COMMODITY GROUPS**  
**A. MENURUT 21 GOLONGAN BARANG (HS) / BY 21 HS COMMODITY GROUP**  
**\*\*\* NOVEMBER/NOVEMBER 2012 \*\*\***

H S	Uraian golongan barang Group description	Berat bersih / Net weight (Kg)		Nilai / Value C.I.F (U S \$)	
		Bulan ini Current month	Kumulatif Cum. Jan. to	Bulan ini Current month	Kumulatif Cum. Jan. to
I	Live animals; animal product	49 409 317	614 216 834	131 001 778	1 704 390 318
II	Vegetable products	1 412 592 883	13 841 507 292	687 270 637	6 902 297 203
III	Fats, oils, waxes of animal/vegetable	7 719 395	89 606 966	15 712 071	186 001 295
IV	Foodstuffs, beverages, spirits and tobacco	965 248 959	8 022 153 562	767 435 981	6 160 592 561
V	Mineral products	5 301 114 578	51 962 552 311	4 191 973 416	40 387 827 134
VI	Prod. of chemical or allied industries	1 277 371 866	15 810 733 283	1 461 890 567	16 267 753 293
VII	Plastics, rubber and articles there of	351 643 438	3 770 832 550	836 155 366	9 023 904 014
VIII	Raw hides, skins, leather and articles	7 779 685	79 185 050	54 537 341	562 017 418
IX	Wood and its articles, plaiting materials	128 213 646	794 833 689	34 345 638	377 789 522
X	Pulp, paper and articles there of	394 079 529	4 045 211 132	235 709 231	2 789 556 725
XI	Textiles & textile articles	178 303 885	1 738 063 399	756 490 465	7 480 792 716
XII	Footwear, umbrellas, artificial flowers	7 041 939	70 294 170	36 373 317	404 993 377
XIII	Cement, plaster, glass, ceramic products	149 801 841	1 444 086 346	97 173 803	1 026 890 630
XIV	Pearls & precious/semiprecious stones	472 406	6 044 015	8 688 326	103 724 311
XV	Base metals and articles there of	1 670 209 106	15 617 545 925	1 808 692 050	18 933 394 046
XVI	Machinery, electric, electronic equipments	321 362 891	4 346 792 458	3 735 844 942	43 274 746 484
XVII	Vehicles, aircraft, and vessels	221 632 980	2 172 330 431	1 552 236 490	14 994 902 319
XVIII	Optical, photographic, musical instruments	8 265 830	132 352 288	216 303 594	2 264 807 671
XIX	Arms and amunition; parts & accesories	117 467	2 250 433	11 272 138	115 184 937
XX	Miscellaneous manufactures articles.	31 739 184	305 314 311	121 191 636	1 089 477 477
XXI	Works of art, antiques special provisions	14 469 039	170 500 004	174 710 939	2 057 980 368
<b>TOTAL IMPORT</b>		<b>12 498 589 864</b>	<b>125 036 406 449</b>	<b>16 935 009 726</b>	<b>176 109 023 819</b>

**I-1. IMPOR MENURUT GOLONGAN BARANG (HS) / IMPORT BY HS COMMODITY GROUPS**  
**B. MENURUT GOLONGAN BARANG 2 DIJIT HS / BY COMMODITY 2 DIGITS HS**  
**\*\*\* NOVEMBER/NOVEMBER 2012 \*\*\***

H S	Uraian golongan barang Group description	Berat bersih / Net weight (Kg)		Nilai / Value C.I.F (U S \$)	
		Bulan ini Current month	Kumulatif Cum. Jan. to	Bulan ini Current month	Kumulatif Cum. Jan. to
01	Live animals	4 887 213	97 413 250	14 718 080	275 567 790
02	Meat and edible meat offal	3 568 835	38 631 178	14 411 842	151 215 449
03	Fish and crustaceans	10 804 348	143 845 545	15 927 669	193 972 304
04	Dairy products, bird's eggs, natural honey	29 263 235	322 035 211	80 714 924	1 026 058 203
05	Products of animal origin	885 686	12 291 650	5 229 263	57 576 572
06	Live trees and other plants	118 142	1 121 886	311 041	5 815 846
07	Edible vegetables and certain roots and tubers	49 828 339	796 666 753	33 354 095	479 094 450
08	Edible fruits and nuts	51 714 647	759 479 967	58 600 518	814 873 702
09	Coffee, tea, mate, and spices	9 474 662	147 286 852	12 636 730	316 355 161
10	Cereals	967 214 749	8 854 148 725	369 400 795	3 266 337 818
11	Products of the milling industry; malt, starches	108 541 583	1 343 314 919	50 888 692	611 546 682
12	Oil seeds and oleaginous fruits; grains, seed, and fruits	224 852 808	1 929 684 280	154 654 689	1 328 981 873
13	Lac; gums; resins and other vegetable saps and extracts	847 722	8 563 400	7 422 778	78 295 081
14	Vegetable plaiting materials; vegetable products	231	1 240 510	1 299	996 590
15	Animal or vegetable oils/fats and their cleavage products	7 719 395	89 606 966	15 712 071	186 001 295
16	Preparations of meat/fish/crustaceans/molluscs or other aquatic	776 271	6 493 034	2 909 996	24 133 755
17	Sugar and sugar confectionery	414 338 077	2 821 120 212	240 055 527	1 698 211 256
18	Cocoa and cocoa preparations	4 097 398	44 954 374	14 897 995	163 459 379
19	Preparations of cereals, flour, starch or milk; pastrycooks'	7 536 854	73 752 787	29 276 839	205 732 948
20	Preparations of vegetables, fruits, nuts or other part of plants	6 704 615	81 063 215	8 694 687	112 411 065
21	Miscellaneous edible preparations	15 536 974	168 453 499	61 620 159	609 673 763
22	Beverages, spirit, and vinegar	9 790 412	87 693 504	8 537 028	76 592 865
23	Residues and waste from the food industries	496 301 474	4 601 504 210	345 040 902	2 574 115 337
24	Tobacco and manufactured tobacco substitutes	10 166 884	137 118 727	56 402 848	696 262 193
25	Salts; sulphur; earths and stone; plastering materials, lime and	931 548 748	10 342 660 727	87 065 422	993 656 099
26	Ores, slag, and ash	34 555 833	1 036 920 149	8 012 628	350 871 287
27	Mineral fuels, mineral oils and products of their distillation	4 335 009 997	40 582 971 435	4 096 895 366	39 043 299 748
28	Inorganic chemicals	370 071 573	3 978 558 003	185 470 222	2 071 906 116
29	Organic chemicals	390 224 236	3 988 769 588	628 089 832	6 386 840 565
30	Pharmaceutical products	2 191 201	124 038 564	46 494 592	530 088 641
31	Fertilizers	373 919 696	6 193 563 055	156 920 265	2 499 873 768
32	Tanning or dyeing extracts	36 412 435	353 013 607	105 662 823	1 206 369 778
33	Essential oils and resinoids; perfumery, cosmetic or toilet	7 969 301	96 522 192	75 880 171	791 577 266
34	Soap, organic surface-active agents, washing, and lubricating	18 014 374	196 995 856	47 329 099	536 812 021
35	Albuminoidal substances; modified starches; glues; enzymes	18 033 636	213 387 883	38 567 410	408 504 233
36	Explosives; pyrotechnic products; matches; certain combustible	1 803 405	60 537 341	15 098 841	104 586 250
37	Photographic and cinematographic goods	1 192 740	13 845 651	8 296 199	76 592 891
38	Miscellaneous chemical products	57 546 658	591 605 055	154 508 108	1 658 344 573

**I-1. IMPOR MENURUT GOLONGAN BARANG (HS) / IMPORT BY HS COMMODITY GROUPS**  
**B. MENURUT GOLONGAN BARANG 2 DIJIT HS / BY COMMODITY 2 DIGITS HS**  
**\*\*\* NOVEMBER/NOVEMBER 2012 \*\*\***

H S	Uraian golongan barang <i>Group description</i>	Berat bersih / <i>Net weight (Kg)</i>		Nilai / <i>Value C.I.F (U S \$)</i>	
		Bulan ini <i>Current month</i>	Kumulatif <i>Cum. Jan. to</i>	Bulan ini <i>Current month</i>	Kumulatif <i>Cum. Jan. to</i>
39	Plastics and articles thereof	292 997 220	3 153 500 728	595 659 685	6 430 340 086
40	Rubber and articles thereof	55 280 104	584 942 023	225 027 172	2 443 703 151
41	Raw hides, skins, and leather	4 776 598	46 077 079	37 054 537	377 511 024
42	Articles of leather; saddlery and harness; travel goods and similar	3 001 825	33 001 979	17 446 829	181 202 385
43	Furskins and artificial fur; manufactures thereof	1 262	105 992	35 975	3 304 009
44	Wood and articles of wood; wood charcoal	128 084 883	790 492 585	33 763 250	372 915 450
45	Cork and articles of cork	57 787	3 847 567	483 879	3 831 027
46	Manufactured of straw or other plaiting materials; basketware	70 976	493 537	98 509	1 043 045
47	Pulp of wood or of other fibrous cellulosic material; recovered	323 066 408	3 335 901 320	109 648 756	1 428 666 754
48	Paper and paperboard; articles of paper pulp or of	70 330 486	702 435 679	119 844 777	1 259 264 676
49	Printed books, newspapers, pictures, and other products of	677 965	6 795 187	6 093 367	98 795 142
50	Silk	17 948	398 377	137 990	3 497 250
51	Wool, fine or coarse animal hair; horse hair yarn, woven fabrics	310 619	3 923 244	7 762 824	84 668 298
52	Cotton	76 750 305	676 476 861	245 671 000	2 294 550 853
53	Other vegetable textile fibres; paper yarns and woven fabrics of	3 079 039	23 290 533	5 131 083	32 072 972
54	Man-made filaments	18 929 074	209 391 544	107 269 939	1 087 433 851
55	Man-made staple fibres	37 466 907	374 290 277	121 944 074	1 227 689 101
56	Wadding, felt, and non-wovens	7 587 574	103 140 374	28 137 835	317 212 631
57	Carpets and other textile floor coverings	1 414 499	16 295 355	3 360 726	35 175 633
58	Special woven fabrics; tufted textile fabrics; lace; tapestries;	1 880 642	21 661 863	27 096 566	254 749 185
59	Impregnated, coated, covered or laminated textile fabrics	9 068 729	93 829 789	50 159 265	541 920 328
60	Knitted or crocheted fabrics	13 699 283	144 452 030	117 576 706	1 185 261 170
61	Articles of apparel and clothing accessories, knitted or crocheted	2 753 760	20 226 851	14 673 549	150 132 176
62	Articles of apparel and clothing accessories, not knitted or	2 104 905	18 785 316	20 545 854	193 374 694
63	Other made up textile articles; sets; worn clothing and worn	2 982 166	29 469 370	6 056 982	64 321 048
64	Footwear, gaiters and the like; parts of such articles	4 488 389	55 594 970	30 256 406	357 665 191
65	Headgear and parts thereof	175 330	1 722 774	1 677 720	12 327 144
66	Umbrellas, walking sticks, seat-sticks, whips, riding crops and	2 075 118	10 022 057	2 480 655	14 385 386
67	Prepared feathers and articles; artificial flowers; articles of	303 102	2 954 369	1 958 536	20 615 656
68	Articles of stone, plaster, cement, asbestos, mica or similar	31 722 803	337 023 146	22 040 169	288 754 362
69	Ceramic products	81 998 667	731 422 159	39 541 853	366 996 329
70	Glass and glassware	36 080 371	375 641 041	35 591 781	371 139 939
71	Natural and cultured pearls, precious/semi precious stones, and	472 406	6 044 015	8 688 326	103 724 311
72	Iron and steel	1 304 243 369	12 327 511 388	864 532 595	9 465 047 022
73	Articles of iron and steel	236 036 935	1 896 418 226	485 012 899	4 432 060 481
74	Cooper and articles thereof	22 336 958	216 612 498	125 002 283	1 426 142 527
75	Nickel and articles thereof	276 320	3 404 207	6 311 037	45 167 831
76	Aluminium and articles thereof	58 112 529	643 953 132	160 227 175	1 771 836 590
78	Lead and articles thereof	8 948 333	82 654 614	20 959 709	180 789 598
79	Zinc and articles thereof	12 303 931	139 940 346	25 855 809	292 357 663
80	Tin and articles thereof	238 799	2 666 296	2 623 352	28 910 670
81	Other base metal; cermets; and articles thereof	403 864	4 642 971	11 178 767	118 886 362
82	Tools, implements, cutlery, spoon and forks, of base metal and	7 460 540	95 411 521	53 973 470	554 114 829
83	Miscellaneous articles of base metal	19 847 528	204 330 726	53 014 954	618 080 473
84	Nuclear reactors, boilers, machinery and mechanical appliances;	238 719 861	3 397 915 200	2 325 913 246	26 198 653 225
85	Electrical machinery and equipments; sound	83 194 823	956 673 321	1 417 217 639	17 169 467 104
86	Railway and tramway locomotive, mechanical traffic, and all	2 242 224	28 007 499	12 914 800	122 148 922
87	Vehicles other than railway/tramway, and parts and accessories	94 840 067	1 039 988 870	787 036 527	9 154 097 039
88	Aircraft and its components	808 444	6 042 563	516 257 692	4 074 937 703
89	Ships, boat, and floating structures	123 742 245	1 098 291 499	236 027 471	1 643 718 655
90	Optical, photographic, cinematographic, measuring, checking,	5 889 855	103 386 448	193 782 693	1 982 655 147
91	Clocks and watches and parts thereof	516 260	5 573 628	4 146 512	41 738 441
92	Musical instruments; parts and accessories of such articles	1 378 658	16 479 185	14 078 097	175 305 664
93	Arms and ammunition; parts and accessories thereof	117 467	2 250 433	11 272 138	115 184 937
94	Furnitures, bedding, mattress supports, cushions and stuffed	18 270 206	170 571 038	60 564 430	533 397 829
95	Toys, games and sports requisites; parts and accessories thereof	6 683 647	63 429 956	26 975 856	216 586 015
96	Miscellaneous manufactured articles	10 336 425	105 227 129	46 791 616	468 909 854
97	Works of arts, collectors' piece and antiques	46 749	802 171	93 264	2 200 762
98	Vehicles in kcd and their components	14 422 290	169 697 833	174 617 675	2 055 779 606
<b>TOTAL IMPORT</b>		<b>12 498 589 864</b>	<b>125 036 406 449</b>	<b>16 935 009 726</b>	<b>176 109 023 819</b>



**I-1. IMPOR MENURUT GOLONGAN BARANG (HS) / IMPORT BY HS COMMODITY GROUPS**  
**C. MENURUT 40 GOLONGAN BARANG (HS) TERBESAR / BY BIG 40 COMMODITIES (HS)**  
**\*\*\* NOVEMBER/NOVEMBER 2012 \*\*\***

HS	Uraian golongan barang Group description	Berat bersih / Net weight (Kg)		Nilai / Value C.I.F ( U S \$ )	
		Bulan ini Current month	Kumulatif Cum. Jan. to date	Bulan ini Current month	Kumulatif Cum. Jan. to date
2710121600	Other Motor Spirit, Unleaded	1 274 193 804	11 867 865 740	1 273 178 791	12 625 617 675
2709001000	Crude Petroleum Oil	1 164 392 195	11 599 764 596	1 013 864 151	10 014 692 343
2710197100	Automotive Diesel Fuel	863 799 553	7 394 652 715	794 384 311	6 999 740 846
8802401000	Aeroplanes Of An Unladen Weight > 15,000 Kg	708 273	4 309 804	466 392 171	3 291 160 896
8517120000	Telephones For Cellular Networks Or For Other Wireless Networl	1 557 835	16 680 034	166 865 354	2 367 245 926
2710197200	Other Diesel Fuel	202 772 821	2 281 148 978	192 645 234	2 201 587 965
2304009000	Oil-cake&other Solid Residues, From Extraction Of Soyabean Oil	370 530 663	3 256 365 469	241 630 193	1 687 996 361
2711130000	Liquid Butanes	211 420 604	1 650 010 152	215 461 483	1 592 086 581
1001991910	Wheat Grains Without Husk,oth Than Seed, For Human Consump	357 889 410	4 442 955 787	135 928 067	1 578 157 631
2710127000	Naphtha, Reformate And Oth Preparations Of A Kind Used For Bl	158 874 490	1 379 736 005	153 955 722	1 335 847 549
1701140000	Oth Cane Sugar, Raw, Not Added Flavour/ Colour	304 678 220	2 161 214 708	171 265 212	1 274 731 367
8542390000	Other Electronic Integrated Circuits	286 590	3 917 438	93 617 261	1 234 954 150
5201000000	Cotton, Not Carded/combed.	63 217 534	553 082 182	123 165 536	1 223 581 169
2711120000	Liquid Propane	166 816 459	1 259 930 287	175 552 181	1 214 680 093
7207121000	Slabs Of Iron/non Alloy, Cont.< 0,25% Of Carbon, Other Than Squ	277 312 492	2 070 110 957	141 407 554	1 210 785 133
3104200000	Potassium Chloride	144 457 030	2 403 817 468	68 495 658	1 206 229 486
8429520000	Mach With A 360,revolving Super Struct, Mech Shovels,excavato	11 717 771	224 786 242	62 440 183	1 202 049 169
1201900000	Soya Beans, Oth Than Seed, Whether Or Not Broken	216 636 673	1 716 225 544	145 576 092	1 074 651 532
8471302000	Laptops Incl Notebooks And Subnotebooks	1 161 770	11 928 337	96 726 376	923 111 054
2902430000	P-xylene	62 157 809	614 988 093	96 698 783	914 276 623
9801202000	Vhcls Of Head 8704 With 5 Ton < Gross Weight <= 24 Ton, Incmp	6 276 783	66 249 613	79 302 642	841 108 434
2901210000	Ethylene	66 244 544	641 280 664	89 108 197	783 320 178
8704102800	Damper,designed For-off Highway,not Ckd, G.v.w. > 45 T	367 175	59 125 691	4 088 236	758 352 619
8431499000	Oth Parts Suitable Use Of Machinery Of Heading 84.30	6 629 368	126 567 341	48 288 352	754 412 307
3902109020	Polypropylene In Granule Form	49 288 870	497 420 567	72 015 369	712 738 290
7403110000	Refined Copper For Cathodes And Sections Of Cathodes	7 321 215	84 357 650	59 731 308	683 746 187
9801203000	Vhcls Of Head 8704 With Gross Weight >24 Ton,incmpltly Knocke	3 311 894	52 280 341	40 513 565	671 490 165
8703221990	Oth Motor Car,no Sedan,1000-1500 Cc,not Ckd,intern Combust F	7 571 026	61 092 749	80 574 268	638 872 319
8443910000	Part & Accessori Of Print Machinery Used For Print By Componer	961 708	22 311 403	42 808 550	637 336 320
7204490000	Other Ferrous Waste And Scrap :	186 990 236	1 396 748 605	77 190 806	622 108 508
7207110000	Semi-finished Iron/non-alloy Cont. < 0,25% Carbon ,rectnglr,squ	23 162 323	935 737 212	13 452 324	587 455 078
8517625300	Oth Transmission Apparatus For Radio- Telephony/radio-telegra	51 713	1 372 975	18 547 044	548 400 430
2710198200	Aviation Turbine Fuel (jet Fuel) Having A Flash Point Of Less Than	89 151 389	520 477 474	93 342 560	541 455 746
8517709900	Other Aerials Or Antennae	469 122	3 162 746	32 304 849	511 389 912
7601100000	Unwrought Aluminium, Not Alloyed	20 886 858	234 733 733	45 378 063	510 416 401
8708997000	Other Chasis Frames Or Parts	4 218 173	44 623 379	43 173 466	472 661 130
2710197900	Other Fuel Oils	24 687 460	507 318 632	17 277 872	471 007 788
1005909000	Oth Maize (corn), Oth Than Seeds	167 447 868	1 591 036 007	52 350 564	463 393 115
2713200000	Petroleum Bitumen	87 099 746	691 919 774	57 513 429	456 051 340
1006309900	Oth Semi/wholly Milled Rice, Whether/not Polished/glazed, Oth	172 715 893	830 252 679	81 367 738	442 671 013

I-2 IMPOR MENURUT GOLONGAN BARANG SITC / IMPORT BY SITC COMMODITY GROUPS  
 \*\*\* NOVEMBER/NOVEMBER 2012 \*\*\*

SITC	Uraian golongan barang Group description	Berat bersih / Net weight (Kg)		Nilai / Value C.I.F. (US \$)	
		Bulan ini Current month	Kumulatif Cum. Jan. to	Bulan ini Current month	Kumulatif Cum. Jan. to
	<b>A. By Commodity 1 digit SITC</b>				
0	Bahan makanan dan binatang hidup	2 121 689 199	19 477 673 443	1 326 959 261	12 170 208 704
1	Minuman dan tembakau	19 911 162	223 823 041	64 860 555	771 515 133
2	Bahan mentah	1 728 101 577	17 345 029 689	790 895 708	8 300 975 380
3	Bahan bakar, bahan penyemir, dsb	4 328 682 583	40 541 687 884	4 092 166 514	39 014 044 717
4	Minyak/lemak nabati dan hewan	8 396 463	94 413 998	14 860 180	170 358 806
5	Bahan kimia	1 530 340 523	19 002 046 864	1 964 021 315	21 900 830 432
6	Hasil industri menurut bahan	2 114 828 923	20 738 600 726	2 630 963 501	27 498 811 526
7	Mesin dan alat pengangkutan	559 024 839	6 699 340 461	5 482 384 709	60 362 998 670
8	Hasil industri lainnya	87 613 738	913 778 057	564 221 139	5 880 616 927
9	Barang dan transaksi khusus lainnya	85/	12 286	3 676 844	38 663 524
	<b>TOTAL IMPORT</b>	<b>12 498 589 864</b>	<b>125 036 406 449</b>	<b>16 935 009 726</b>	<b>176 109 023 819</b>
	<b>B. By Commodity 2 digit SITC</b>				
00	Live animal for food	4 88/ 213	9/ 413 250	14 /18 080	2/5 56/ 190
01	Meat and meat preparations	3 746 733	40 748 216	15 196 566	159 213 718
02	Dairy product and eggs	29 072 234	321 734 973	80 477 657	1 025 483 399
03	Fish, crustaceans, molluscs and their preparations	11 253 261	147 788 594	17 393 968	208 123 902
04	Cereals and cereal preparations	1 018 039 432	9 383 487 606	396 626 763	3 539 382 119
05	Fruits and vegetables	108 644 945	1 645 447 600	101 281 652	1 415 150 252
06	Sugar, sugar preparations, and honey	414 778 388	2 823 519 202	241 348 364	1 707 088 069
07	Coffee, tea, cocoa, and spices	14 863 213	202 616 175	36 490 621	549 558 602
08	Feeding stuff for animals	496 617 282	4 604 259 649	345 175 533	2 575 357 451
09	Miscellaneous food preparations	19 786 498	210 658 178	78 250 057	715 283 402
11	Beverages	9 744 278	86 704 314	8 457 707	75 252 940
12	Tobacco and tobacco manufactured	10 166 884	137 118 727	56 402 848	696 262 193
21	Hides, skins and furskins	125 916	2 100 856	251 889	2 734 147
22	Oil seeds, nuts, and kernels	224 096 159	1 920 232 596	153 501 800	1 302 397 643
23	Crude rubber	31 065 434	320 072 275	81 100 877	931 352 420
24	Wood, lumber, and cork	80 000 801	251 426 365	11 310 993	111 277 662
25	Pulp and waste paper	323 066 408	3 335 901 320	109 648 756	1 428 666 754
26	Textile fibres and their waste	94 034 033	872 367 806	199 962 032	2 062 241 324
27	Crude fertilizers and crude minerals	628 526 941	7 375 934 599	73 070 511	852 214 426
28	Metalliferous ores and metal scraps	345 273 025	3 243 201 856	148 446 671	1 447 650 988
29	Crude animals and vegetable materials, nes	1 912 860	23 792 016	13 602 179	162 440 016
32	Coal, coke, and briquettes	9 078 324	162 342 078	4 231 430	60 809 557
33	Petroleum and petroleum products	3 941 275 793	37 446 111 134	3 696 794 963	36 116 232 001
34	Gas: natural and manufactured	378 254 755	2 932 819 525	391 121 974	2 836 747 750
35	Electric current	73 711	415 147	18 147	255 409
41	Animal oils and fats	879 804	12 172 765	1 910 999	23 958 000
42	Fixed vegetable oils/fats	3 692 997	37 016 683	6 135 135	63 705 843
43	Animal vegetable oils/fats	3 823 662	45 224 550	6 814 046	82 694 963
51	Organic chemicals	391 384 338	3 997 482 334	615 398 019	6 193 309 345
52	Inorganic chemicals	301 199 816	3 506 491 922	160 324 707	1 888 992 898
53	Dyeing, tanning, and colouring materials	36 891 873	359 373 723	105 842 191	1 213 014 815
54	Medical and pharmaceutical products	3 228 204	137 891 080	65 820 765	789 374 321
55	Essential oils and perfumery materials	19 265 167	214 708 658	102 981 950	1 094 573 008
56	Manufactured fertilizers	370 823 980	6 145 252 825	155 060 380	2 470 876 060
57	Plastics in primary forms	241 823 629	2 543 183 698	433 614 364	4 647 343 558
58	Plastics in non-primary forms	30 477 801	401 098 612	82 122 907	957 488 778
59	Chemical materials and its products, nes	135 245 715	1 696 564 012	242 856 032	2 645 857 649
61	Leather, leather med, nes	4 722 386	44 543 031	37 416 852	381 730 043
62	Rubber manufactured, nes	23 999 516	262 237 298	142 265 453	1 493 662 712
63	Wood and cork manufactured	48 141 869	542 913 787	22 936 136	265 468 815
64	Paper, paperboard, and manufactured thereof	68 442 080	675 680 926	102 503 780	1 097 282 042
65	Textile yarns, fabrics, and their products	82 391 340	860 195 111	528 486 793	5 126 843 882
66	Non metallic minerals manufactured	462 649 758	4 509 952 953	115 020 188	1 224 248 466
67	Iron and steel	1 238 668 387	11 924 599 204	1 055 007 666	11 156 603 493
68	Non ferrous metals	89 421 297	969 439 048	303 914 280	3 410 495 860
69	Manufactured of metal, nes	96 392 290	949 039 368	323 412 353	3 342 476 213
71	Power generating machine and equipments	44 179 923	548 624 931	404 641 621	4 827 932 939
72	Machinery specialized for particular industry	82 332 392	1 468 052 811	705 226 288	9 168 755 971
73	Metalworking machinery	15 537 113	356 413 570	138 441 807	1 464 235 305
74	General industrial machinery and equipments	102 187 609	1 058 408 458	912 581 735	9 142 963 988
75	Office machinery and automatic data processing	8 868 177	125 418 689	354 590 797	3 474 445 088
76	Telecommunication and reproducers apparatus	11 424 007	144 167 860	406 980 341	6 113 209 779
77	Electrical machinery and apparatus	60 548 096	672 339 271	858 237 137	9 296 769 009
78	Road vehicles	107 607 977	1 195 678 395	939 656 938	11 052 736 815
79	Other transportation equipments	126 339 545	1 130 236 476	762 028 045	5 821 949 776
81	Sanitary, plumbing, and fittings	8 023 982	75 201 133	24 818 688	250 260 578
82	Furniture	13 208 217	126 324 306	37 895 344	362 074 265
83	Traveling goods	2 737 519	30 952 709	15 714 185	163 653 063
84	Clothing	9 642 262	84 217 339	56 179 284	557 977 664
85	Footwear	4 488 389	55 594 970	30 256 406	357 665 191
87	Professional, scientific, and contractor instruments	5 418 631	95 302 991	161 517 657	1 483 451 597
88	Photographic apparatus, equipments and optics	2 270 502	27 612 449	27 446 389	339 771 692
89	Miscellaneous manufactured articles	41 824 236	418 572 160	210 393 186	2 365 762 877
96	Coin; not being legal tender	5	371	5	3 460
97	Gold; non monetary	362	7 255	3 675 660	38 654 124
99	Gold coin and current coin	490	4 660	1 179	5 940
	<b>TOTAL IMPORT</b>	<b>12 498 589 864</b>	<b>125 036 406 449</b>	<b>16 935 009 726</b>	<b>176 109 023 819</b>

**I-2. IMPOR MENURUT GOLONGAN BARANG SITC / IMPORT BY SITC COMMODITY GROUPS**  
**\*\*\* NOVEMBER/NOVEMBER 2012 \*\*\***

SITC	Uraian golongan barang Group description	Berat bersih/ Net weight (Kg)		Nilai/ Value C.I.F (US\$)	
		Bulan ini	Kumulatif	Bulan ini	Kumulatif
		Current month	Cum.Jan.to date	Current month	Cum.Jan.to date
<b>C. By Commodity 3 digit SITC</b>					
001	Live Animals Other Than Fish	4 887 213	97 413 250	14 718 080	275 567 790
011	Meat Of Bovine Animals Fresh, Chilled Or Frozen	3 371 015	30 268 984	13 407 233	125 661 317
012	Other Meat, Other Edible Meat Offal, Fresh, Chilled Or Frozen	197 820	8 126 252	1 004 609	24 657 856
016	Meat And Edible Meat Offal, Salted, Dried, Edible Flour Of Meat	0	284 822	0	943 044
017	Meat And Edible Meat Offal, Prepared Or Preserved	177 898	2 068 158	784 724	7 951 501
022	Milk,cream, And Milk Products Other Than Butter Or Cheese	25 116 578	287 319 637	64 577 111	874 980 781
023	Butter And Other Fats From Milk	1 049 280	13 119 564	3 751 721	56 669 453
024	Cheese And Curds	2 741 340	19 942 516	11 186 357	86 437 568
025	Eggs, Birds, And Egg Yolks; Fresh, Dried Or Otherwise Preserved	165 036	1 353 256	962 468	7 395 597
034	Fish, Fresh, Chilled Or Frozen	9 593 045	131 936 626	10 167 809	126 803 144
035	Fish, Dried Salted Or In Brine; Smoked Fish	15 499	119 778	242 557	1 727 472
036	Crustaceans, Molluscs, And Aquatic Invertebrates	1 195 804	11 740 261	5 517 303	65 394 920
037	Fish, Crustaceans, Molluscs, And Other Aquatic Invertebrates;	448 913	3 991 929	1 466 299	14 198 366
041	Wheat And Meslin, Unmilled	577 530 491	5 903 603 468	213 136 476	2 065 507 065
042	Rice	219 990 641	1 326 702 369	102 484 276	719 245 468
043	Barley, Unmilled	0	50 325	0	23 500
044	Maize, Unmilled	167 671 257	1 596 385 318	52 649 672	469 872 111
045	Cereals, Unmilled	2 022 360	27 407 245	1 130 371	11 689 674
046	Meal And Flour Of Wheat And Flour Of Meslin	43 668 268	463 959 978	17 621 842	183 361 886
047	Other Cereal Meals And Flours	7 837	2 275 552	9 890	1 019 164
048	Cereal Preparations And Preparations Of Flours/starchs Of Fruit	7 148 578	63 103 351	9 594 236	88 663 251
054	Vegetables, Fresh, Chilled, Frozen Or Simply Preserved	48 988 276	785 450 630	31 336 999	456 382 850
056	Vegetables, Roots And Tubers, Prepared Or Preserved Nes	5 167 725	66 945 135	6 628 511	88 035 507
057	Fruit And Nut; Fresh Or Dried	51 635 148	758 405 510	58 337 963	811 484 005
058	Fruits, Preserved And Preparations	2 175 366	21 203 007	3 159 861	30 709 997
059	Fruit And Vegetable Juices	678 430	13 443 318	1 818 318	28 537 893
061	Sugar, Molasses, And Honey	413 688 755	2 811 586 501	238 153 119	1 671 386 614
062	Sugar Confectionery	1 089 633	11 932 701	3 195 245	35 701 455
071	Coffee And Coffee Substitutes	2 726 971	60 532 831	11 286 199	175 736 911
072	Cocoa	3 210 118	34 892 013	11 170 478	121 270 361
073	Chocolate And Other Food Preparations Containing Cocoa	887 280	10 062 361	3 727 517	42 189 018
074	Tea And Mate	3 071 221	23 790 838	6 148 164	39 085 605
075	Spices	4 967 623	73 338 132	4 158 263	171 276 707
081	Feeding Stuff For Animals	496 617 282	4 604 259 649	345 175 533	2 575 357 451
091	Margarine And Shortening	747 526	9 390 975	3 164 429	39 862 437
098	Edible Products And Preparations	19 038 972	201 267 203	75 085 628	675 420 965
111	Non-alcoholic Beverages, Nes	9 581 732	85 339 764	7 044 975	63 020 745
112	Alcoholic Beverages	162 546	1 364 550	1 412 732	12 232 195
121	Tobacco, Unmanufactured And Refused	9 180 205	124 481 381	48 240 773	597 113 117
122	Tobacco, Manufactured	986 679	12 637 346	8 162 075	99 149 076
211	Hides And Skins, Raw	125 916	2 097 538	251 889	2 639 555
212	Furskins, Raw	0	3 318	0	94 592
222	Oil Seeds Use For Extraction Ofsoft Fixed Vegetable Oils	223 758 082	1 917 611 004	152 746 896	1 295 674 205
223	Oil Seeds Use For Extraction Of Other Fixed Vegetable Oils	338 077	2 621 592	754 904	6 723 438
231	Natural Rubber Latex;natural Rubber And Similar Natural Gums	1 929 048	24 883 748	4 027 803	65 093 929
232	Synthetic Rubber Latex, Synthetic/reclaimed Rubber	29 136 386	295 188 527	77 073 074	866 258 491
244	Cork,natural,raw And Waste	1 353	79 195	8 341	213 423
245	Fuel Wood And Wood Charcoal	1 542 060	5 917 435	480 924	2 473 514
246	Wood In Chips Or Particles And Waste	13 608	5 427 616	13 363	972 848
247	Wood In The Rough Or Roughly Squared	66 057 189	106 743 450	2 356 732	17 410 598
248	Wood, simply Worked And Railway Sleeper Of Wood	12 386 591	133 258 669	8 451 633	90 207 279
251	Pulp And Waste Paper	323 066 408	3 335 901 320	109 648 756	1 428 666 754
261	Silk	137	11 336	2 308	35 379
263	Cotton	63 238 099	554 448 125	123 278 006	1 228 103 765
264	Jute And Other Textile Bast Fibres	251 033	2 546 097	342 951	3 807 799
265	Vegetable Textile Fibres,raw Or Processed;waste Of These Fibres	239 080	1 619 236	251 195	1 750 256
266	Synthetic Fibres Suitable For Spinning	15 971 119	167 884 732	35 691 758	383 339 194
267	Other Man-made Fibres Suitable For Spinning And Waste	13 692 504	134 809 975	39 355 973	418 104 712
268	Wool And Other Animal Hair	408 205	6 668 340	839 619	21 311 631
269	Old Clothing And Other Old Textile Articles; Rags	233 856	4 379 965	200 222	5 788 588
272	Fertilizers, Crude	43 823 222	921 625 947	9 068 241	181 860 697
273	Stone, Sand And Gravel	249 486 621	2 514 830 694	10 308 613	114 851 047
274	Sulphur And Unroasted Iron Pyrites	22 651 959	290 149 220	4 791 166	66 196 639
277	Natural Abrasives	1 597 192	27 400 442	728 417	10 143 623
278	Other Crude Minerals	310 967 947	3 621 928 296	48 174 074	479 162 420
281	Iron Ore And Concentrates	32 841 092	966 169 274	4 704 707	202 427 869
282	Waste And Scrap Metal Of Iron/steel	236 839 275	1 684 728 940	97 261 938	750 733 848
283	Copper Ores And Concentrates	351	39 122 635	716	103 022 907
284	Nickel Ores And Concentrates	706	1 537	6 021	21 497
285	Aluminium Ores And Concentrates	68 871 757	472 741 300	25 145 515	183 510 405
286	Ores And Concentrates Of Uraniumand Thorium	0	10 000	0	27 000
287	Ores And Concentrates Of Basemetals	1 713 967	30 293 436	3 298 834	44 549 284
288	Non-ferrous Base Metal Waste And Scraps	5 005 870	50 130 301	18 028 909	163 175 275
289	Ores And Concentrates Of Precious Metals; Waste,scraps	7	4 433	31	182 903
291	Crude Animal Materials	546 171	6 828 255	4 888 561	52 670 679
292	Crude Vegetable Materials	1 366 689	16 963 761	8 713 618	109 769 337
321	Coals, Pulverized Or Not	3 158 626	59 129 316	2 087 767	20 678 569

**I-2. IMPOR MENURUT GOLONGAN BARANG SITC / IMPORT BY SITC COMMODITY GROUPS**  
**\*\*\* NOVEMBER/NOVEMBER 2012 \*\*\***

SITC	Uraian golongan barang Group description	Berat bersih/ <i>Net weight</i> (Kg)		Nilai/ <i>Value C.I.F</i> (US\$)	
		Bulan ini <i>Current month</i>	Kumulatif <i>Cum.Jan.to date</i>	Bulan ini <i>Current month</i>	Kumulatif <i>Cum.Jan.to date</i>
<b>C. By Commodity 3 digit SITC</b>					
322	Briquettes, Lignite And Peat	496 012	4 927 567	173 789	2 009 403
325	Coke And Semi Coke Of Coal/lignite/peat	5 423 686	98 285 195	1 969 874	38 121 585
333	Petroleum Oil, Crude	1 164 398 195	11 599 972 834	1 013 864 446	10 015 029 549
334	Petroleum Products, Refined	2 667 300 052	24 908 728 905	2 605 609 177	25 457 835 844
335	Residual Petroleum Products, And Related Materials	109 577 546	937 409 395	77 321 340	643 366 608
342	Liquefied Propane And Butane	378 237 063	2 909 940 439	391 013 664	2 806 766 674
343	Natural Gas, Liquefied Or Not	184	31 035	16 514	34 390
344	Petroleum Gases And Other Gas	17 377	22 846 385	87 136	29 912 476
345	Coal Gas, Water Gas And Similar Gas	131	1 666	4 660	34 210
351	Electric Currents	73 711	415 147	18 147	255 409
411	Animal Oils And Fats	879 804	12 172 765	1 910 999	23 958 000
421	Fixed Vegetable Fats And Oils Soft,crude,refined Or Fractioned	3 413 608	31 004 892	5 687 214	52 588 907
422	Fixed Vegetable Fats And Oils Solid,crude,refined Or Fractioned	279 389	6 011 791	447 921	11 116 936
431	Animal And Vegetable Oil; Fat Processed And Their Wax	3 823 662	45 224 550	6 814 046	82 694 963
511	Hydrocarbon And Their Halogenated, Nitrated Derivatives	218 810 026	2 177 937 843	298 456 658	2 906 938 530
512	Alcohols,phenols,phenol-alcohols And Their Halogenated	79 231 562	815 493 085	94 924 198	914 975 563
513	Carboxylic Acids,and Their Anhydrides,halides,peroxides	47 675 360	507 238 526	72 601 510	758 412 458
514	Nitrogen-function Compounds	19 548 345	203 279 965	53 141 096	544 642 251
515	Organo-inorganic And Heterocyclic Compounds	14 415 246	164 779 173	68 433 547	761 749 731
516	Other Organic Chemicals	11 703 799	128 753 742	27 841 010	306 590 812
522	Inorganic Chemical Elements, Oxides And Halogen Salts	154 777 165	1 796 654 534	101 149 616	1 180 420 222
523	Metallicsalts And Peroxysalts	144 271 950	1 674 121 939	55 330 164	658 952 029
524	Other Inorganic Chemicals;chemical Compound Of Precious Metals	2 124 759	35 553 594	2 735 292	40 975 423
525	Radioactive And Associated Materials	25 942	161 855	1 109 635	8 645 224
531	Synthetic Organic; Colouring Matter	6 844 082	65 632 285	34 396 141	356 009 927
532	Dyeing/tanning Extracts And Synthetic Tanning Materials	478 583	6 292 701	1 200 671	14 427 021
533	Pigments, Paints, Varnishes, And Related Materials	29 569 208	287 448 737	70 245 379	842 577 867
541	Medicinal And Pharmaceutical Products	1 224 851	16 312 957	31 447 393	402 267 806
542	Medicaments, Including Veterinary Medicaments	2 003 353	121 578 123	34 373 372	387 106 515
551	Essential Oils, Perfumes, And Flavour Materials	2 666 230	35 725 233	37 562 741	389 043 144
553	Perfumery, Cosmetics, And Toilet Preparations	5 303 071	60 796 959	38 317 430	402 534 122
554	Soap,cleansing And Polishing Preparations	11 295 866	118 186 466	27 101 779	302 995 742
562	Fertilizers, Manufactured	370 823 980	6 145 252 825	155 060 380	2 470 876 060
571	Polymers Of Ethylene In Primary Forms	67 537 588	710 492 005	101 654 473	1 049 121 358
572	Polimers Of Styrene In Primary Forms	15 761 128	187 806 660	32 790 019	401 382 319
573	Polimers Of Vinyl Chloride In Primary Forms	6 551 897	87 251 500	8 919 655	115 051 911
574	Poliacetals And Polycarbons In Primary Forms	33 423 373	340 142 133	70 577 073	772 811 528
575	Other Plastics In Primary Forms	107 841 978	1 121 358 735	214 149 384	2 247 684 647
579	Waste And Scrap Of Plastics	10 707 665	96 132 665	5 523 760	61 291 795
581	Tubes, Pipes, And Hoses Of Plastics	2 004 831	26 965 243	9 810 240	124 575 954
582	Plates, Sheets, And Film Of Plastics	28 038 018	368 549 915	71 127 984	817 707 470
583	Monofilament And Rod Of Plastics	434 952	5 583 454	1 184 683	15 205 354
591	Disinfectants, Insecticides, And Fungicides Put In Forms	4 148 819	54 429 508	22 699 997	275 532 780
592	Starches, Inulin, And Wheat Glutenal Buminoidal Substances; Glues	77 720 955	1 045 204 178	64 329 858	769 970 198
593	Explosive And Pyrotechnic Products	1 761 835	60 223 457	14 799 221	102 402 671
597	Additive For Mineral Oils	11 800 109	122 992 452	40 787 913	416 489 099
598	Miscellaneous Chemical Products	39 813 997	413 714 417	100 239 043	1 081 462 901
611	Leathers	4 650 682	43 979 541	36 802 648	374 871 469
612	Manufactures And Composition Leathers	71 700	528 193	612 451	4 863 689
613	Furskins, Tanned Or Dressed	4	35 297	1 753	1 994 885
621	Materials Of Rubber	4 635 200	50 791 413	27 796 260	309 429 769
625	Rubber Tyre,tyre Cases,tyre Treads,inner Tubes, And Tyre Flaps	14 633 828	142 488 546	71 083 236	709 663 794
629	Articles Of Rubbers	4 730 488	68 957 339	43 385 957	474 569 149
633	Cork Manufactures	56 434	3 768 372	475 538	3 617 604
634	Veneers,plywood,improved/reconstituted Wood Worked	46 688 386	526 307 637	19 731 974	238 742 624
635	Wood Manufactures	1 397 049	12 837 778	2 728 624	23 108 587
641	Papers And Paperboards	61 336 488	584 738 112	81 092 534	831 733 420
642	Paper And Paperboard Cut To Size/shape And Article Of Papers	7 105 592	90 942 814	21 411 246	265 548 622
651	Textile Yarns	20 324 801	197 384 572	64 896 520	612 754 862
652	Cotton Fabrics, Woven	10 005 228	98 806 865	109 793 668	976 853 277
653	Fabrics, Woven, Of Man-made Fibres	13 964 911	137 273 308	111 700 480	1 059 828 591
654	Textile Fabrics, Woven, Other Than Of Cotton Or Man-made Fibres	893 404	7 769 851	8 767 665	75 367 155
655	Knitted Or Crocheted Fabrics	13 699 283	144 452 030	117 576 706	1 185 261 170
656	Tulle,lace,embroidery,ribbons,trimmings And Other Small Wares	1 710 007	19 792 228	24 020 828	230 439 214
657	Special Yarns,textile Fabrics	16 748 003	198 103 228	79 611 579	867 687 280
658	Made-up Articles, Wholly/chiefly Of Textile Materials	2 751 281	25 108 987	5 904 000	58 621 965
659	Floor Coverings	2 294 422	31 504 042	6 215 347	60 030 368
661	Lime,cement And Fabricated Construction Materials	322 255 622	3 161 208 999	24 711 912	244 108 461
662	Clay And Refactory Construction Materials	80 129 262	705 382 305	35 037 192	301 648 224
663	Mineral Manufactures	24 098 690	259 115 422	22 851 913	309 305 245
664	Glass	23 233 277	222 044 743	20 507 284	219 732 694
665	Glassware	11 034 687	140 341 694	10 877 277	127 626 574
666	Pottery	1 897 559	21 810 832	997 639	20 894 770
667	Pearl, Precious And Semi Precious Stones	661	48 958	36 971	932 498
671	Pig Iron,spiegeleisen,sponge Iron, And Ferro-alloys	91 437 639	683 717 034	43 113 229	383 684 777
672	Ingots And Other Iron/steel In Primary Forms	370 508 159	3 655 944 487	200 740 248	2 301 749 042
673	Flat Rolled Products, Not Clad	310 482 962	3 337 474 229	225 228 360	2 759 099 259

**I-2. IMPOR MENURUT GOLONGAN BARANG SITC / IMPORT BY SITC COMMODITY GROUPS**  
**\*\*\* NOVEMBER/NOVEMBER 2012 \*\*\***

SITC	Uraian golongan barang Group description	Berat bersih/ Net weight (Kg)		Nilai/ Value C.I.F (US\$)	
		Bulan ini Current month	Kumulatif Cum.Jan.to date	Bulan ini Current month	Kumulatif Cum.Jan.to date
<b>C. By Commodity 3 digit SITC</b>					
674	Flat Rolled Products, Clad Or Plated	86 335 290	832 201 414	91 161 399	914 480 364
675	Flat Rolled Products And Alloy Steels	53 879 922	553 828 049	69 409 467	813 803 192
676	Iron/steel Bars, Rods, Angels, Shaped And Sections	145 785 047	1 454 331 595	120 128 280	1 334 783 801
677	Rail/railway And Tractor Construction Of Iron/steel Materials	11 946 742	56 866 929	13 672 310	83 952 839
678	Wire Of Iron/steel	13 289 837	153 761 285	20 934 154	231 906 159
679	Tubes, Pipes, Hollow Profile, Pipe Fitting Of Iron/steel	155 002 789	1 196 474 182	270 620 219	2 333 144 060
681	Silver, Platinum, And Other Metal Of The Platinum Groups	65 819	308 177	1 455 516	19 407 549
682	Copper	18 830 956	185 545 464	104 543 798	1 239 424 093
683	Nickel	218 496	2 794 505	5 555 769	37 143 550
684	Aluminium	48 934 376	560 088 551	133 948 190	1 535 049 537
685	Lead	8 945 558	82 280 128	20 884 710	179 819 857
686	Zinc	11 879 967	132 239 072	24 786 753	276 964 242
687	Tin	219 957	2 468 714	2 560 990	28 227 119
689	Miscellaneous Non-ferrous Basemetals Employed In Metallurgy	326 168	3 714 437	10 178 554	94 459 913
691	Structures And Parts Of Iron/steel Or Aluminium	24 738 977	172 558 430	44 208 424	355 117 407
692	Metal Containers For Storage And Transportations	4 172 046	45 525 252	16 341 708	183 697 124
693	Wire Products And Fencing Grills	6 213 185	75 526 914	14 757 587	146 316 231
694	Nails, Screws, Nuts, Bolts, Rivets Of Iron/steel Or Copper	14 576 379	137 975 337	69 771 075	688 670 895
695	Tools For Used In The Hand Or In Machines	5 657 697	79 284 148	48 939 718	503 426 736
696	Cutlery	1 729 370	15 241 007	4 872 995	49 492 388
697	Household Equipment Of Base Metals	6 440 952	59 107 065	15 228 167	147 218 187
699	Manufactures Of Base Metals	32 863 684	363 821 215	109 292 679	1 268 537 245
711	Steam And Other Vapour Generating Boilers And Parts	9 870 111	86 057 904	66 809 541	563 468 552
712	Steam Or Other Generating Boilers And Parts	561 976	29 405 379	9 872 134	378 400 325
713	Internal Combustion Piston Engines And Parts	17 853 719	194 980 120	178 185 765	2 005 599 368
714	Engines And Motors, Non-electric And Parts	828 842	77 077 602	45 627 908	682 698 484
716	Rotating Electric Plants And Parts	13 652 655	149 005 387	91 706 901	1 069 548 896
718	Other Power Generating Machines And Parts	1 412 620	12 098 539	12 439 372	128 217 314
721	Agricultural Machinery And Parts	3 763 078	32 828 051	19 149 569	227 861 454
722	Tractors	1 230 114	8 628 054	8 933 898	61 545 126
723	Civil Engineering And Contractor Plants And Equipments/parts	32 892 668	959 957 662	219 678 464	3 637 035 244
724	Textile/leather Machinery And Parts	10 617 766	109 923 650	86 263 268	942 658 210
725	Papermill/pulpmill Machinery And Paper Cutting Machines	2 497 218	29 221 499	44 869 053	560 660 664
726	Printing/book Binding Machinery And Parts	3 133 217	49 661 592	69 292 337	959 349 122
727	Food Processing Machines And Parts	4 728 618	56 589 040	50 655 413	533 000 299
728	Other Machines And Equipment Specialized For Particular Industry	23 469 713	221 243 263	206 384 286	2 246 645 852
731	Machine Tools By Removing Metal	3 985 538	37 600 058	52 297 263	525 391 908
733	Machine Tool For Working Metals	5 639 865	55 688 608	49 128 095	428 079 473
735	Parts Of Machine Tools	479 311	208 548 587	10 023 411	137 998 966
737	Metalworking Machinery And Parts	5 432 399	54 576 317	26 993 038	372 764 958
741	Heating And Cooling Equipments And Parts	22 112 906	228 106 600	180 208 576	1 852 207 441
742	Pumps For Liquid And Parts	8 138 299	90 417 481	95 571 035	1 003 261 865
743	Pumps, Compressors, Fans, Blowers, Centrifuges, And Parts	17 024 046	153 744 333	144 545 727	1 313 421 951
744	Mechanical Handling Equipments And Parts	25 048 558	262 759 228	139 205 771	1 436 492 404
745	Other Non-electical Machinery, Tools, And Mechanical Apparatus	4 519 897	45 388 450	80 892 046	641 286 120
746	Ball Or Roller Bearings	4 155 003	46 583 297	42 528 021	482 263 472
747	Taps, Cocks, And Valves For Pipes	7 249 194	72 851 330	83 977 146	757 097 911
748	Transmission Shafts And Cranks	10 617 725	122 041 301	99 967 439	1 125 598 070
749	Non-electric Parts And Accessories Of Machineries	3 321 981	36 516 438	45 685 974	531 334 754
751	Office Machines	1 347 032	18 154 878	23 501 778	184 724 245
752	Automatic Data Processing Machines And Their Units	4 444 674	50 743 676	241 678 049	2 387 017 388
759	Parts And Accessories For Machine Of Heading 751 Or 752	3 076 471	56 520 135	89 410 970	902 703 455
761	Television Receivers	995 753	7 794 232	25 699 006	189 081 009
762	Radio Broadcast Receivers	166 656	2 246 407	6 378 341	66 141 996
763	Sound Recorders Or Reproducers	238 523	2 717 117	8 931 863	93 750 013
764	Telecommunication Equipments And Parts	10 023 075	131 410 104	365 971 131	5 764 236 761
771	Electric Power Machinery And Parts	6 325 290	62 895 187	56 960 387	623 859 366
772	Electrical Apparatus For Making And Breaking Electrical Circuits	9 461 066	103 847 747	226 940 420	2 423 909 511
773	Equipment For Distributing Electricity	11 475 603	151 243 650	87 080 662	969 607 195
774	Electrical Apparatus For Medical Purposes And Radiological	255 434	1 569 072	20 803 094	109 553 805
775	Household Type, Electrical/non-electrical Equipments	10 521 337	105 412 106	48 555 770	499 209 176
776	Thermionic, Cold Cathode, And Photo Cathode Valves/tubes	4 111 791	46 757 210	178 651 175	2 300 563 274
778	Electrical Machinery And Apparatus	18 397 575	200 614 299	239 245 629	2 370 066 682
781	Passenger Motor Cars	23 575 034	237 921 473	280 640 187	2 882 987 129
782	Motor Vehicle For The Transportation Of Goods	26 357 697	379 966 032	264 148 221	4 187 899 284
783	Road Motor Vehicles	3 463 804	26 013 161	29 321 436	205 435 160
784	Parts And Accessories Of The Motor Vehicles	27 324 674	290 969 683	274 417 431	2 862 390 657
785	Motorcycles, Scooters, And Other Cycles Motorized/non Motorized	23 764 441	224 290 825	82 794 153	827 181 463
786	Trailers And Other Vehicles, Not Motorized	3 122 327	36 517 221	8 335 510	86 843 122
791	Railway Vehicles And Associated Equipments	1 789 565	25 916 183	9 811 864	108 691 916
792	Aircraft And Associated Equipments And Parts	807 735	6 028 794	516 188 710	4 069 539 205
793	Ships, Boats, And Floating Structures	123 742 245	1 098 291 499	236 027 471	1 643 718 655
811	Prefabricated Buildings	2 323 410	22 673 013	6 350 189	55 847 387
812	Sanitary, Plumbing, Heating, And Lighting Fixtures/fittings	2 478 506	23 137 007	4 416 810	59 471 260
813	Lighting Fixtures And Fittings	3 222 066	29 391 113	14 051 689	134 941 931
821	Furnitures And Parts	13 208 217	126 324 306	37 895 344	362 074 265
831	Travel Goods	2 737 519	30 952 709	15 714 185	163 653 063

**I-2. IMPOR MENURUT GOLONGAN BARANG SITC / IMPORT BY SITC COMMODITY GROUPS**  
**\*\*\* NOVEMBER/NOVEMBER 2012 \*\*\***

SITC	Uraian golongan barang <i>Group description</i>	Berat bersih/ <i>Net weight</i> (Kg)		Nilai/ <i>Value C.I.F</i> (US\$)	
		Bulan ini <i>Current month</i>	Kumulatif <i>Cum.Jan.to date</i>	Bulan ini <i>Current month</i>	Kumulatif <i>Cum.Jan.to date</i>
<b>C. By Commodity 3 digit SITC</b>					
841	Men's Coats/jackets, Not Knitted	406 092	4 390 574	5 146 203	45 534 763
842	Women's Coats/jacket, Not Knitted	738 681	6 271 100	6 362 246	66 307 487
843	Men's Coats/jackets, Knitted	436 106	3 562 138	2 162 035	28 023 989
844	Women's Coats/jackets, Knitted	1 785 520	11 438 162	6 400 527	52 513 431
845	Articles Of Apparel	1 098 048	9 113 929	9 395 907	94 321 309
846	Clothing Accessories Of Textiles Fabrics	403 345	4 351 795	5 799 129	57 137 613
848	Articles Of Apparel And Clothing Accessories Of Other Than Textile	4 774 470	45 089 641	20 913 237	214 139 072
851	Footwears	4 488 389	55 594 970	30 256 406	357 665 191
871	Optical Instrument And Apparatus	124 569	1 508 856	10 241 136	78 336 544
872	Medical Instruments And Appliances	1 324 185	15 091 703	26 107 064	198 974 304
873	Meters And Counters	715 676	10 532 595	17 475 871	227 841 511
874	Measuring, Checking, Analysing, And Controlling Instrument And	3 254 201	68 169 837	107 693 586	978 299 238
881	Photographic Apparatus And Equipments	236 488	2 935 237	2 753 171	42 652 532
882	Photographic And Chinematographic Supplies	1 192 490	13 826 652	8 277 287	75 254 056
883	Cinematograph Film, Exposed And Developed	250	18 999	18 912	1 338 835
884	Optical Goods	325 014	5 257 933	12 250 507	178 787 828
885	Watches And Clocks	516 260	5 573 628	4 146 512	41 738 441
891	Arms And Ammunitions	314 815	2 975 581	18 191 922	152 715 048
892	Printed Matter	1 733 731	18 710 274	20 880 449	239 994 793
893	Article Of Plastics	19 872 837	202 511 704	78 965 012	805 946 052
894	Baby Carriages, Toys, Games, And Sporting Goods	6 962 419	66 388 293	27 763 886	224 636 567
895	Office And Stationery Supplies	2 488 382	27 568 330	9 705 441	109 074 103
896	Works Of Art, Collectors Pieces And Antiques	46 749	802 171	93 264	2 200 762
897	Jewellery, Goldsmith, Silversmith Wares, And Other Articles	402 259	5 665 420	3 281 678	44 234 443
898	Musical Instrument And Parts/accessories	1 572 585	20 869 794	16 939 202	273 311 793
899	Other Miscellaneous Manufactured Articles	8 430 459	73 080 593	34 572 332	513 649 316
961	Coin Not Being Legal Tender	5	371	5	3 460
971	Gold, Non-monetary	362	7 255	3 675 660	38 654 124
999	Gold Coin And Current Coin	490	4 660	1 179	5 940
<b>TOTAL IMPORT</b>		<b>12 498 589 864</b>	<b>125 036 406 449</b>	<b>16 935 009 726</b>	<b>176 109 023 819</b>

**I.3. IMPOR MENURUT KOMODITI / IMPORT BY HS COMMODITY**  
**\*\*\* NOVEMBER/NOVEMBER 2012 \*\*\***

HS	Uraian Komoditi Commodity Description	Berat Bersih / Net Weight (Kg)		Nilai / Value C.I.F (US\$)	
		Bulan ini Current Month	Kumulatif Cum.Jan. to date	Bulan ini Current Month	Kumulatif Cum.Jan. to date
0102210000	Live cattle, pure-bred breeding animals	36 622	2 257 917	140 024	6 824 404
0102291010	Live male oxen, other than pure-bred breeding animals	2 651 465	57 817 612	7 414 114	160 340 943
0102291090	Live male cattle, not oxen, other than pure-bred breeding animals	0	2 460 896	0	6 516 855
0102299000	Live cattle not male, other than pure-bred breeding animals	976 895	12 345 253	2 708 934	33 922 822
0102901000	Other live bovine animal, pure-bred breeding animals	1 221 010	22 504 945	4 422 266	67 378 256
0103100000	Live swine, pure-bred breeding animals	0	1 600	0	15 980
0104201000	Live goats, pure-bred breeding animals	0	6 561	0	183 544
0105119000	Live fowls spec Gallus domesticus, weight <=185g, oth than breedin	12	383	516	11 660
0105139000	Live ducks, weight <=185 g, other than breeding	0	40	0	1 482
0105149000	Live geese, weight <=185 g, other than breeding	30	63	1 238	2 155
0105159000	Live guinea fowls, weight <=185 g, other than breeding	0	6	0	69
0105949900	Other fowls of the species Gallus domesticus, weight >2000 g	18	18	1 477	1 477
0106190000	Other live mammals	2	20	232	562
0106200000	Live reptiles (including snakes and turtles)	100	811	2 525	22 435
0106320000	Live psittaciformes (including parrots, parakeets, macaws and cock	220	916	7 235	22 328
0106390000	Other live birds	757	14 979	17 561	291 675
0106900000	Other live animals	82	1 230	1 958	31 143
0201200000	Other cuts with bone in of bovine animals, fresh or chilled	733	28 198	6 240	117 471
0201300000	Boneless of bovine animals, fresh or chilled	84 861	1 950 008	600 456	10 367 159
0202100000	Carcasses and half-carcasses of bovine animals, frozen	10 398	124 494	47 034	534 643
0202200000	Other cuts with bone in of bovine animals, frozen	18 358	927 366	68 755	2 789 667
0202300000	Boneless of bovine animals, frozen	3 256 665	27 238 918	12 684 748	111 852 377
0203190000	Other meat of swine, fresh or chilled	23 134	104 725	139 906	583 007
0203220000	Hams, shoulders and cuts thereof of swine with bone in, frozen	0	9 413	0	77 865
0203290000	Other meat of swine, frozen	0	17 327	0	84 670
0204100000	Carcasses & half-carcasses of lamb, fresh or chilled	0	12 612	0	64 769
0204220000	Other cuts of sheep, with bone in, fresh or chilled	3 312	32 822	35 699	272 680
0204230000	Boneless meat of sheep, fresh or chilled	718	6 645	7 211	68 305
0204300000	Carcasses and half-carcasses of lamb, frozen	0	16 000	0	52 140
0204410000	Carcasses and half-carcasses of sheep, frozen	7 866	101 003	38 076	567 611
0204420000	Other cuts of sheep with bone in, frozen	47 566	419 028	397 858	3 504 712
0204430000	Boneless meat of sheep, frozen	4 126	271 567	31 594	1 905 771
0204500000	Meat of goats, fresh, chilled or frozen	21 708	50 527	101 689	242 163
0206100000	Edible offal of bovine animals, fresh or chilled	0	2 913	0	7 948
0206210000	Tongue of bovine animals, frozen	0	459 997	0	1 231 365
0206220000	Livers of bovine animals, frozen	0	1 354 689	0	2 756 913
0206290000	Other edible offal of bovine animals, frozen	42 556	4 831 241	151 093	12 234 577
0207149900	Cuts & offal of fowl spec Gallus domesticus, not mechanically deboned/sepr	115	6 797	1 931	34 785
0207250000	Meat and edible offal of turkeys, not cut in pieces, frozen	24 983	153 202	76 266	455 328
0207420000	Meat and edible offal of ducks, not cut in pieces, frozen	21 736	220 034	23 286	281 101
0207430000	Fatty livers of ducks, fresh or chilled	0	5 656	0	153 502
0207450000	Other meat and edible offal of ducks, frozen	0	1 174	0	31 876
0210199000	Other meat of swine, salted, in brine, dried or smoked	0	1	0	224
0210200000	Meat of bovine animals, salted, in brine, dried or smoked	0	101 810	0	203 620
0210992000	Dried pork skin, salted, in brine, dried or smoked	0	1	0	26
0210999000	Other meat & edible, incl. frouns & meal salted, in brine, dried or sm	0	183 010	0	739 174
0301199000	Live marine ornamental fish, other than fry	0	1 176	0	14 956
0301992100	Other live fry fish, for breeding	0	2 703	0	100 132
0302290000	Other flat fish, excl. fillet, liver & roes, fresh or chilled	0	228	0	5 329
0302390000	Other tunas, excl. fillets, livers & roes, fresh or chilled	0	92 750	0	66 318
0302440000	Mackerel, excl. fillets, livers & roes, fresh or chilled	0	81 135	0	77 061
0302510000	Cod, excluding fillets, livers & roes, fresh or chilled	0	9 208	0	110 530
0302729010	Pangasius, excl. fillets, livers and roes, fresh or chilled	0	12	0	8
0302810000	Dogfish & other sharks, excl. fillets, livers and roes, fresh or chilled	0	21 100	0	70 740
0302900000	Livers and roes of fish, excl. fillets, fresh or chilled	5	63	232	1 442
0303110000	Sockeye salmon, excl. fillets, livers & roes, frozen	0	32 163	0	217 863
0303120000	Other pacific salmon, excl. fillet, liver and roes, frozen	47 753	554 015	473 445	3 343 512
0303130010	Atlantic salmon, excl. fillets, livers and roes, frozen	17 419	500 495	107 128	2 987 086
0303140000	Trout, excl. fillets, livers and roes, frozen	21 951	55 108	131 706	336 890
0303190000	Other salmonidae, excl. fillets, livers and roes, frozen	0	138 507	0	319 714
0303260000	Eels, excl. fillets, livers & roes, frozen	0	5 000	0	5 000
0303290000	Nile perch and snakeheads, excl. fillets, livers and roes, frozen	0	19 958	0	136 197
0303390000	Other flat fish, excl. fillets, livers & roes, frozen	0	24 555	0	109 745
0303410000	Albacore/longfinned tunas, excl. fillet, livers and roes, frozen	0	275 750	0	845 500
0303420000	Yellowfin tunas, excl. fillet, liver & roes, frozen	154 186	3 603 497	368 514	9 234 050
0303430000	Skipjack or stripe-bellied bonito, excl. fillets, livers and roes, frozen	0	6 414 557	0	14 104 516
0303440000	Bigeye tunas, excl. fillets, livers and roes, frozen	0	8 612	0	247 225
0303490000	Other tunas, excl. fillets, livers & roes, frozen	0	116 911	0	327 672
0303510000	Herring clupea harengus, clupea pallasii, excl. fillets, livers and roes,	0	10	0	209
0303530000	Sardines, sardinella, brisling or spart, excl. fillets, livers and roes, fr	4 881 757	48 358 204	2 958 036	28 112 989
0303540010	Mackerel, excl. fillets, livers and roes, frozen	239 680	11 284 536	223 097	8 698 954

**I.3. IMPOR MENURUT KOMODITI / IMPORT BY HS COMMODITY**  
**\*\*\* NOVEMBER/NOVEMBER 2012 \*\*\***

HS	Uraian Komoditi Commodity Description	Berat Bersih / Net Weight (Kg)		Nilai / Value C.I.F (US\$)	
		Bulan ini Current Month	Kumulatif Cum.Jan. to date	Bulan ini Current Month	Kumulatif Cum.Jan. to date
0303540020	Pacific mackerel, excl.fillet, liversand roes, frozen	3 387 880	51 104 667	2 915 576	40 406 062
0303550000	Jack and horse mackarel, excl.fillet,livers and roes, frozen	20 000	3 498 490	8 241	2 084 926
0303570000	Swordfish (xiphias gladius),excl.fillet,livers and roes,frozen	245 387	901 943	924 068	2 828 249
0303630000	Cod (gadus morhua, ogac, macrocephalu) ,excl.fillet,livers and ro	9 866	27 487	85 324	346 164
0303670000	Alaska Pollack, excl.fillet, livers and roes, frozen	0	861	0	3 427
0303690000	Other marine fish, excl.fillet, liversand roes, frozen	0	62 781	0	135 482
0303810000	Dogfish and other sharks, excl.fillet,livers and roes, frozen	0	106 539	0	721 222
0303840000	Seabass, excl.fillet, livers and roes,frozen	0	1 244	0	31 944
0303891510	Indian mackerel, excl.fillet, liversand roes, frozen	0	74 999	0	47 487
0303891800	Mangrove red snappers, excl.fillet,livers and roes, frozen	0	17	0	41
0303891920	Marlin, excl.fillet, livers and roes,frozen	0	1 160	0	1 624
0303891990	Other marine fish, excl.fillet, liversand roes, frozen	66 983	569 102	292 425	1 510 116
0303892900	Other fish, not marine fish,excl.fillet, livers and roes, frozen	194 200	460 571	245 051	552 100
0303902000	Roes of fish, frozen	15	841	280	11 555
0304320010	Pangasius fillets (whether or notminced), fresh or chilled	0	114 000	0	338 580
0304320090	Other catfish fillets (whether or notminced), fresh or chilled	0	192 711	0	618 130
0304390000	Carp, eels and snakeheads fillets(whether/not minced), fresh or ct	0	78 110	0	64 359
0304410000	Fillet of Pacific, Atlantic andDanube salmon, fresh or chilled	0	298	0	12 903
0304450000	Swordfish (Xiphias gladius) fillets,fresh or chilled	0	12 097	0	50 675
0304490000	Fillet of other fish, fresh or chilled	20 000	232 186	43 400	645 595
0304520000	Salmonidae meat (whether or notminced), fresh or chilled	0	66	0	1 350
0304620010	Pangasius fillets, frozen	0	507 800	0	1 347 764
0304620090	Other catfish fillets, frozen	0	34 831	0	129 540
0304690000	Carp, eels, and snakeheads fillets,frozen	0	32 808	0	383 273
0304790000	Other fish fillets of familybregmacerotidae, etc., frozen	0	37 529	0	130 627
0304810010	Frozen fillets of red salmon	131	455	6 410	16 990
0304830000	Frozen fillets of flat fish	20 000	188 120	25 000	269 968
0304870000	Frozen fillets of tunas, skipjack orstripe-bellied bonito	109 438	262 667	324 786	876 029
0304890000	Frozen fillets of other fish	62 315	104 100	701 126	1 084 551
0304950000	Meat of fish of familiesbregmaceritidae,etc.,frozen	8 669	52 014	42 637	256 956
0304990010	Meat of tuna loin and skipjack,(whether or not minced), frozen	0	32 206	0	325 751
0304990090	Meat of other fish,(whether or not minced), frozen	85 410	1 643 673	291 327	2 096 066
0305100000	Flours, meals, and pellats of fish, fitfor human consumption	1 000	11 481	6 633	179 447
0305209000	Livers&roes of fish, oth than freshwaterfish, dried, smoked, salted	0	8 882	0	12 502
0305399000	Fish fillets, dried,salted,but notsmoked	0	6 715	0	29 477
0305410000	Pacific salmon, smoked, incl.fillet,other than edible fish ofal	9 734	35 283	153 707	424 717
0305592000	Marine fish, dried, other than ediblefish ofal, salted/unsalted, not	0	3 000	0	3 497
0305620000	Cod, salted but not dried/smoked & inbrine, other than edible fish	0	1 334	0	48 605
0305710000	Shark fins, fit for human consumption	4 765	53 083	82 217	1 029 227
0306110000	Rock lobsters and other sea crawfish,frozen, fit for human consum	0	36 505	0	112 104
0306141000	Soft shell crabs, frozen, fit for humanconsumption	25 967	51 788	216 026	425 861
0306149000	Other crabs, frozen, fit for humanconsumption	368 656	4 749 799	2 003 323	37 132 417
0306150000	Norway lobster, frozen, fit for humanconsumption	0	2 300	0	4 630
0306160000	Cold water shrimps and prawns, frozen,fit for human consumptio	87 284	1 489 278	358 869	6 655 590
0306171010	Giant tiger prawns with head, frozen,fit for human consumption	0	9 501	0	65 118
0306171020	Giant tiger prawns headless, frozen, fitfor human consumption	188 163	923 040	813 654	4 956 273
0306171090	Other giant tiger prawns, frozen, fitfor human consumption	59 780	166 559	829 038	1 553 347
0306172020	Whiteleg shrimps headless with tail,frozen, fit for human consump	0	9 979	0	120 813
0306172090	Other whiteleg shrimps, frozen,fit for human consumption	0	10 655	0	81 987
0306173000	Giant river prawns, frozen,fit for human consumption	0	20 295	0	181 431
0306179000	Other shrimps and prawns, frozen,fit for human consumption	22 156	332 429	158 542	2 784 233
0306190000	Other crustac,incl flours,meals&pelletsof crustac,fit for human cor	2 162	80 883	36 448	884 484
0306249100	Crabs, dried, in airtight container, notfrozen	0	37	0	105
0306249990	Crabs, dried, not boiled, not inairtight container, not frozen	16 790	129 771	471 350	2 985 547
0306250000	Norway lobster, not frozen	0	200	0	3 720
0306271200	Whiteleg shrimps, breeder	0	1 676	0	48 297
0306272200	Whiteleg shrimps,other than breeder,live	0	8 367	0	244 819
0306293000	Crustaceans, flours, meal and pellets	0	1	0	2
0306299100	Crustaceans, flours, meal and pelletsin airtight containers	0	1 320	0	26 216
0306299900	Crustaceans, flours, meal and pellets,in other than airtight contain	0	27 998	0	189 354
0307191000	Oysters, frozen	0	58 816	0	233 009
0307291000	Scallops, frozen	84 022	864 519	223 808	2 285 373
0307391000	Mussels, frozen	0	8 856	0	43 334
0307491000	Cuttle fish and squid, frozen	297 090	1 887 975	316 514	2 507 884
0307492000	Cuttlefish and squid, dried, salted orin brine	0	1 532	0	6 098
0307591000	Octopus, frozen	43 734	718 875	89 731	1 555 834
0307602000	Snails, other than sea snails, fresh,chilled or frozen	0	48 880	0	46 768
0307791000	Clams, cockles and ark shells; frozen	0	72 843	0	145 469
0307991000	Oth molluscs;incl flours, meals&pellets,for human consumption, fr	0	72 000	0	151 760
0308903000	Oth aquatic invertebrates oth thancrustaceans and molluscs, froze	0	2 464	0	9 811
0401101000	Milk&cream of a fat <=1%, not addedsugar/sweet,not concentrate	21 114	89 030	19 061	137 191



**I.3. IMPOR MENURUT KOMODITI / IMPORT BY HS COMMODITY**  
**\*\*\* NOVEMBER/NOVEMBER 2012 \*\*\***

HS	Uraian Komoditi Commodity Description	Berat Bersih / Net Weight (Kg)		Nilai / Value C.I.F (US\$)	
		Bulan ini Current Month	Kumulatif Cum.Jan. to date	Bulan ini Current Month	Kumulatif Cum.Jan. to date
0401109000	Milk&cream of a fat <=1%, not added sugar/sweet, not in liquid for	21 114	113 541	19 454	342 053
0401201000	Milk&cream of 1%?a fat_6%, not added sugar/sweet,not concentr:	620	172 971	5 413	255 118
0401209000	Milk&cream of 1%?a fat_6%, not added sugar/oth sweet, not in lic	3 844	45 175	12 348	73 007
0401401000	Milk&cream of 6%?a fat_10%, not added sugar/sweet,not concent	0	236 139	0	510 505
0401409000	Milk&cream of 6%?a fat_10%, not added sugar/sweet, in other for	94 643	1 514 868	258 820	4 301 450
0401501000	Milk and cream of a fat >10%, not added sugar/sweet,not concentr	78 369	1 218 747	166 012	3 122 427
0401509000	Milk and cream of a fat >10%, not added sugar/sweet, not in liquid	109 189	437 278	245 212	1 007 629
0402104100	Milk&cream of fat_1,5%,in solid form, noadded sugar/sweet, cont	8 280 650	102 755 677	24 966 107	327 663 383
0402104900	Milk&cream of fat_1,5%,in solid form, noadded sugar/sweet, cont	123 650	1 399 436	352 079	4 390 066
0402109100	Milk&cream of fat_1,5%,in solid form,added sugar/sweet, contain r	1 231 775	13 885 100	3 396 061	41 616 275
0402109900	Milk&cream of fat_1,5%,in solid form,added sugar/sweet, contain	371 590	4 318 574	1 164 140	14 137 054
0402212000	Milk&cream fat >1,5%,in solid form, notadded sugar/sweet, conta	2 206 925	31 744 912	6 580 185	113 808 503
0402219000	Milk&cream fat >1,5%,in solid form, notadded sugar/sweet, conta	818 188	13 170 362	2 482 784	53 200 105
0402292000	Milk&cream fat >1,5%,in solid form,added sugar/sweet, contain r v	0	3 298 775	0	11 452 117
0402299000	Milk&cream fat >1,5%,in solid form,added sugar/sweet, contain r v	226 660	8 471 012	1 577 433	74 212 920
0402910000	Other milk&cream, not containing added sugar/other sweetening	0	102 245	0	315 072
0402990000	Other milk&cream, containing added sugar/other sweetening	1 358 060	6 642 310	1 719 947	8 616 675
0403102000	Yoghurt in liquid form,whether/notcondensed,contain flavour/not	0	129	0	8 158
0403109000	Yoghurt in not liquid form, contain fruits,nuts, cocoa, flavour/not	29 534	247 703	99 738	706 230
0403901000	Buttermilk, concentrated/add sugar/sweetcontaining fruits,nuts, c	823 030	5 017 866	2 232 384	15 045 641
0403909000	Curdled milk&cream,kephir&oth fermented/acidified milk&cream	4 836	222 376	3 752	587 076
0404100000	Whey&modified whey, whether/notconcentrated/added sugar/sw	8 918 387	87 429 334	17 552 478	182 732 316
0404900000	Products consist natural milk;whether/not added sugar/sweet, n.e	183 445	2 974 505	736 583	8 984 404
0405100000	Butter	539 568	6 694 482	1 954 635	28 988 432
0405200000	Dairy spreads	12	3 657	282	8 950
0405901000	Anhydrous butterfat	459 300	5 987 161	1 638 851	25 849 477
0405902000	Butter oil	0	98 126	0	518 923
0405909000	Other fats and oils derived from milk	50 400	336 138	157 953	1 303 671
0406101000	Fresh (unripened or uncured) cheese,including whey cheese	1 020 966	8 979 736	3 686 128	35 931 695
0406102000	Curd	0	995	0	99
0406201000	Grated/powdered cheese,of all kinds,in packages of a gross weigh	16 000	156 656	171 943	1 582 600
0406209000	Grated/powdered cheese,of all kinds,in packages of a gross weigh	74 506	378 735	359 505	2 145 310
0406300000	Processed cheese,not grated or powdered	589 710	4 622 053	2 919 222	23 000 765
0406900000	Other cheese	1 040 158	5 804 341	4 049 559	23 777 099
0408110000	Egg yolks, whether/not containing added sugar/oth sweetening, d	71 001	442 110	365 475	2 282 200
0408190000	Egg yolks, whether/not containing added sugar/oth sweetening, ot	4 290	36 390	17 160	110 579
0408910000	Birds' eggs, not in shell, whether/notcontaining added sugar/sw	73 728	757 671	419 530	4 196 859
0408990000	Oth birds eggs, not in shell, whether/not added sugar/sweet, oth t	0	458	0	1 358
0409000000	Natural honey	415 973	2 219 148	1 246 690	8 503 061
0410001000	Birds' nests, edible	0	70	0	36 201
0410009000	Other edible products of animal origin,not elsewhere specified or i	2 000	9 219	138 000	595 549
0501000000	Human hair, unworked, whether or notwashed or scoured; waste	13 280	76 172	2 322 541	9 827 222
0502100000	Pigs', hogs' & boars' bristles and hair and waste thereof	2 000	8 000	16 300	64 400
0502900000	Badger hair and other brush making hairand waste thereof	157 666	1 226 911	1 149 730	7 607 761
0505101000	Duck feathers and down, of a kind usedfor stuffing	10 833	607 075	425 865	21 139 694
0505109000	Feathers and down other than duck,of a kind used for stuffing	7	9 586	444	590 690
0505901000	Duck feathers and down, used other thanfor stuffing	24 936	261 450	535 317	6 406 234
0505909000	Other skins&parts of birds; powder&waste of feather, used oth th	337 354	3 931 482	395 543	3 629 559
0507109000	Ivory oth than Rhinoceros horns;ivory powder and waste thereof	0	97	0	636
0507901000	Horns,antlers,hooves,nails,claws&beaks,unworked/simply prepare	0	405	0	2 650
0508001000	Coral&similar material,unworked/simplyprepared but not otherwi	0	4 000	0	80 000
0508002000	Shells of molluscs, crustaceans/echinoderms,unworked/simply pre	0	119 424	0	341 482
0508009000	Cuttle-bone,unworked/simply preparednot cut to shape,powder&	0	176 667	0	81 088
0511100000	Bovine semen	62	169	30 910	136 426
0511910020	Roes	0	1 000	0	1 000
0511910030	Artemia egg (brine shrimp egg)	0	55 156	0	2 097 771
0511910040	Fish skin	0	1 056	0	23 221
0511910090	Oth product of fish or crustaceans,molluscs or oth.aquatic invertal	0	348 387	0	423 128
0511991000	Domestic animal semen	33	1 218	11 911	217 717
0511993000	Natural sponges	0	27	0	285
0511999000	Other animal products not elsewhere specified or included	339 515	5 463 368	340 702	4 905 608
0601100000	Bulbs, tubers, tuberous roots, corms,crowns & rhizomes, dormant	59 396	501 183	42 837	328 140
0601209000	Bulbs,tubers,tuberous roots, corms,crowns & rhizomes, in growth,	10 874	147 174	12 438	244 929
0602109000	Unrooted cutting and slips of oth plants	0	74 432	0	32 597
0602300000	Rhododendrons and azaleas,grafted or not	0	300	0	13 885
0602400000	Roses, grafted or not	0	290	0	9 328
0602902000	Orchid seedlings	2 472	5 526	22 540	54 676
0602907000	Leatherleaf ferns	0	11 380	0	16 490
0602909000	Other live plants (incl their roots),cuttings&slips; mushroom spaw	44 450	266 463	226 229	4 497 647
0603140000	Chrysanthemums, fresh flowers of a kindsuitable for bouquets/orr	0	8 000	0	228 800
0603190000	Other fresh flowers of a kind suitable for bouquets/ornamental pu	150	604	3 600	3 939

**I.3. IMPOR MENURUT KOMODITI / IMPORT BY HS COMMODITY**  
**\*\*\* NOVEMBER/NOVEMBER 2012 \*\*\***

HS	Uraian Komoditi Commodity Description	Berat Bersih / Net Weight (Kg)		Nilai / Value C.I.F (US\$)	
		Bulan ini Current Month	Kumulatif Cum.Jan. to date	Bulan ini Current Month	Kumulatif Cum.Jan. to date
0603900000	Cut flowers&flower cuds for bouquets/ornamental,dried,dyed,ble	0	6 254	0	71 642
0604201000	Mosses and lichens, of a kind suitablefor bouquets/ornamental, fr	0	75 235	0	241 047
0604209000	Foliage,branches&oth parts of plants,grasses,for bouquets/ornam	800	8 800	3 397	14 197
0604901000	Mosses&lichens, for bouquets/ornamental, oth than fresh	0	8 301	0	29 163
0604909000	Foliage,branches&oth part plant,grasses,for bouquets/ornamental	0	7 944	0	29 366
0701100000	Potatoes seed, fresh or chilled	130 000	1 813 650	148 873	2 097 829
0701900000	Potatoes, other than seed , fresh orchilled	134 027	42 807 879	78 798	26 414 995
0702000000	Tomatoes, fresh or chilled	8 063	110 503	24 980	196 041
0703101900	Onions,oth than bulbs for propagation,fresh or chilled	5 340 793	57 347 222	2 536 898	23 916 840
0703102100	Shallots bulbs for propagation, fresh or chilled	0	1 836 800	0	865 070
0703102900	Shallots,oth than bulbs for propagation, fresh/chilled	385 381	94 031 527	188 569	41 318 050
0703209000	Garlic,oth than bulbs for propagation,fresh/chilled	30 736 458	396 303 761	19 348 150	230 316 411
0703901000	Bulbs of leeks & oth alliaceousvegetables,for propagation,fresh/ch	0	1 185	0	1 412
0703909000	Leeks&oth alliaceous vegetables,oth than bulbs for propagation, fi	107	445 046	412	439 162
0704101000	Cauliflowers, fresh or chilled	5 444	407 273	11 491	465 990
0704102000	Headed broccoli, fresh or chilled	42 239	538 048	37 273	741 669
0704200000	Brussels sprouts, fresh or chilled	0	147	0	468
0704901100	Cabbages, round (drumhead), fresh orchilled	1 511	605 479	5 541	302 454
0704901900	Cabbages, oth than round (drumhead),fresh or chilled	26 518	830 653	7 795	763 710
0704909000	Kohlrabi, kale and similar ediblebrassicac, fresh or chilled	28 385	723 150	36 298	740 053
0705110000	Cabbage lettuce (head lettuce), fresh or chilled	4 603	107 991	12 405	162 018
0705190000	Other lettuce, fresh or chilled	5 843	42 989	7 722	61 724
0706101000	Carrots, fresh or chilled	4 966 739	52 347 049	2 845 366	28 899 508
0706102000	Turnips, fresh or chilled	0	160	0	579
0706900000	Salad beetroot,salsify,celeriac,radishes & similar edible roots,fresh	32	3 310	120	5 377
0707000000	Cucumbers and gherkins, fresh/chilled	96	2 982	349	11 425
0708100000	Peas (Pisum sativum), shelled/unshelled, fresh/chilled	1 069 539	5 471 255	545 547	2 818 866
0708209000	Oth beans, shelled/unshelled, fresh/chilled	0	196 590	0	195 244
0708900000	Other leguminous vegetables, shelled/unshelled, fresh or chilled	52 704	326 309	54 475	436 672
0709200000	Asparagus, fresh or chilled	0	1 443	0	1 963
0709300000	Aubergines (egg-plants),fresh/chilled	0	22	0	74
0709400000	Celery oth than celeriac, fresh/chilled	12 337	130 754	18 030	189 854
0709510000	Mushrooms of the genus Agaricus, freshor chilled	5 590	177 507	8 217	306 454
0709591000	Truffles, fresh or chilled	0	122 190	0	164 732
0709599000	Oth mushrooms, fresh or chilled	90 128	919 835	151 475	1 438 240
0709601000	Chillies (fruits of genus Capsicum),fresh or chilled	39 710	2 307 470	111 900	2 130 134
0709609000	Oth fruits of the genus Capsicum or ofthe genus Pimenta, fresh or	0	514 317	0	459 363
0709700000	Spinach, New Zealand spinach & orachespina (garden spinach), 1	4 688	27 374	5 955	33 153
0709910000	Globe artichokes, fresh or chilled	0	28	0	49
0709930000	Pumpkins,aquash&gourds (Cucurbita spp.), fresh or chilled	0	1 262	0	3 677
0709990000	Other vegetables, fresh or chilled	33 837	347 554	43 298	391 471
0710100000	Potatoes (uncooked or steamed/boiledcooked), frozen	119 275	5 639 826	77 525	5 529 430
0710210000	Peas (Pisum sativum), shelled/unshelled,uncooked or steamed/bo	13 372	589 352	17 561	738 965
0710220000	Beans (Vigna spp,Phaseolus spp), shelled/unshelled,uncooked/stea	729	4 449	2 673	13 662
0710290000	Other leguminous vegetables, shelled/unshelled, uncooked/steam	64 708	1 264 883	82 910	1 588 899
0710300000	Spinach,New Zealand spinach and orachespina (garden spinach)	3 503	41 935	10 353	122 029
0710400000	Sweet corn, uncooked/steamed/boiled,frozen	96 205	1 002 357	198 287	1 598 523
0710800000	Other vegetables,uncooked/steamed/boiled, frozen	14 578	382 916	21 514	519 913
0710900000	Mixtures of vegetables,uncooked/steamed/boiled, frozen	74 980	902 837	80 977	991 069
0711209000	Olives, provisionally preserved in otherpreservative solutions	1 484	13 767	8 922	48 594
0711409000	Cucumber&gherkins, provisionallypreserved in oth preservative sc	189	10 487	554	17 623
0711901000	Sweet corn, provisionally preserved	0	29 932	0	132 598
0711902000	Chillies (fruits of genus Capsicum),provisionally preserved	498 815	2 349 655	482 435	2 311 045
0711903100	Capers, provisionally preserved bysulphur dioxide gas	0	189	0	1 762
0711903900	Capers, provisionally preserved in other preservative solutions	0	547	0	1 401
0711906000	Other vegetables,provisionally preservedby sulphur dioxide gas	0	1 297	0	3 181
0711909000	Other vegetables,provisionally preservedoth than by sulphur dioxi	18 592	310 539	12 945	276 955
0712200000	Onios, dried, whole, cut, sliced ,broken/in powder, but not further	383 040	4 107 217	1 062 602	10 725 099
0712310000	Mushrooms of genus Agaricus, dried,whole,broken/powder,but no	3 172	17 427	8 400	100 319
0712320000	Wood ears (Auricularia spp),dried,whole,broken/powder, but not i	52 430	360 992	76 802	491 662
0712330000	Jelly fungi ,dried,whole,cut, broken/in powder,but not further pre	3 920	80 170	4 312	88 597
0712391000	Truffles, dried,whole,cut,sliced,broken/in powder,but not further p	15 446	60 632	41 030	161 416
0712399000	Other mushrooms,dried,whole,cut,slice,broken/powder,but not fu	12 920	312 063	28 469	668 493
0712901000	Garlic,dried,whole,cut,sliced,broken/in powder,but not further pre	198 370	3 450 292	426 891	5 107 050
0712909000	Oth vegetables/mix of vegetables,dried,whole,broken/powd,but n	211 015	3 485 540	409 172	6 050 948
0713101000	Peas (pisum sativum),dried,shelled,wheth/not skinned/split, for sc	0	10 000	0	29 328
0713109000	Peas (pisum sativum),dried,shelled,wheth/not skinned/split, oth th	650 152	10 550 728	243 074	4 504 861
0713209000	Chickpeas(garbanzos),dried,shelled,whether/not skinned, oth thar	28 288	430 925	33 830	379 255
0713319000	Beans (Vigna hepper/Vigna radiatawilczek),dried,shelled,oi	2 894 854	60 245 343	2 646 174	46 489 059
0713329000	Small red(Adzuki) beans dried,shelled,whether/not skinned, oth th	71 000	126 728	26 950	81 109
0713331000	Kidney beans,incl white pea beans,dried,shelled,whether/not skini	0	98	0	895

**I.3. IMPOR MENURUT KOMODITI / IMPORT BY HS COMMODITY**  
**\*\*\* NOVEMBER/NOVEMBER 2012 \*\*\***

HS	Uraian Komoditi Commodity Description	Berat Bersih / Net Weight (Kg)		Nilai / Value C.I.F (US\$)	
		Bulan ini Current Month	Kumulatif Cum.Jan. to date	Bulan ini Current Month	Kumulatif Cum.Jan. to date
0713339000	Kidney beans,incl white pea beans,dried,shelled, oth than for sowi	86 613	1 729 802	34 350	851 993
0713359000	Cow peas,dried,shelled,whether/notskinned/split, oth than for sov	50 000	1 675 137	55 000	911 538
0713399000	Oth beans, dried, shelled, whether/notskinned/split, oth than for s	31 387	2 262 716	24 082	1 493 639
0713409000	Lentils, dried, shelled, whether/notskinned/split, oth than for sowi	1 053	2 871	2 869	11 878
0713509000	Broad beans&horse beans,dried,shelled,whether/not skinned, oth	606 080	11 840 980	444 213	8 817 699
0713909000	Oth dried leguminous vegetables,shelled,whether/not skinned, otl	454 112	8 943 876	501 935	8 147 977
0714101100	Manioc (cassava),dried chips, sliced orin form of pellets	0	13 291 339	0	3 419 138
0714201000	Sweet potatoes, frozen	2 010	13 505	2 690	22 834
0714209000	Sweet potatoes, not frozen	0	4 197	0	5 465
0714409000	Taro (Colocasia spp.), not frozen	0	2 783	0	3 658
0714901900	Sago pith, not frozen	0	70 345	0	102 722
0714909900	Arrowroot,salep,Jerusalem artichokes,root w/ high starch/inulin, r	41 275	195 365	54 657	241 438
0801110000	Coconuts, desiccated, dried	16 445	454 032	60 385	838 779
0801120000	Coconuts, in the inner shell (endocarp), fresh	0	113	0	160
0801190000	Coconuts,oth than desiccated&in the inershell, fresh/dried, wheth	68 182	1 073 780	65 560	987 800
0801220000	Brazil nuts, shelled, fresh or dried	0	2 045	0	11 842
0801310000	Cashew nuts, in shell, fresh or dried	0	31 810	0	29 583
0801320000	Cashew nuts, shelled, fresh or dried	78 110	743 907	365 830	4 177 065
0802110000	Almonds, in shell, fresh or dried	21 033	82 397	118 205	404 398
0802120000	Almonds, shelled, fresh or dried	93 525	779 281	527 479	4 308 249
0802220000	Hazelnut/filberts, shelled, fresh/dried	0	27 023	0	212 397
0802320000	Walnuts, shelled, fresh or dried	0	38 348	0	414 340
0802410000	Chestnuts (Castanea spp.), in shell,fresh or dried	9 190	124 278	11 870	157 179
0802420000	Chestnuts (Castanea spp.), shelled,fresh or dried	0	948	0	1 035
0802510000	Pictachios, in shell, fresh or dried	24 000	129 008	15 960	89 215
0802620000	Macadamia nuts, shelled, fresh or dried	20 275	27 253	62 583	174 617
0802800000	Areca nuts, whether/not shelled/peeled,fresh or dried	12 001	29 007	8 402	25 498
0802900000	Other nuts, whether/not shelled/peeled,fresh or dried	37 563	260 626	36 438	292 589
0803100000	Plantains, fresh or dried	0	681 256	0	297 689
0803900000	Bananas, oth than plantains,fresh or dried	61 911	1 194 269	28 325	732 151
0804100000	Dates, fresh or dried	527 379	21 871 645	631 562	25 722 813
0804200000	Figs, fresh or dried	0	2 626	0	8 080
0804300000	Pineapples, fresh or dried	0	9 756	0	15 172
0804400000	Avocados, fresh or dried	150	52 284	551	46 891
0804501000	Guavas, fresh or dried	3 931	39 744	4 640	51 569
0804502000	Mangoes, fresh or dried	0	1 052 376	0	941 732
0804503000	Mangosteens, fresh or dried	0	699	0	345
0805101000	Oranges, fresh	1 835 984	31 805 741	1 592 074	25 526 955
0805102000	Oranges, dried	0	112	0	406
0805200000	Mandarin,clementines,wilkins&similarcitrus hybrids, fresh/dried	8 925 377	169 914 211	9 101 479	166 195 401
0805400000	Grapefruit, including pomelos, fresh ordried	8 222	292 525	6 781	247 942
0805500000	Lemons and limes, fresh or dried	125 809	3 192 421	141 689	3 289 022
0805900000	Other citrus fruit, fresh or dried	7 317	123 019	8 792	138 063
0806100000	Grapes, fresh	5 730 973	57 671 124	11 236 932	119 197 565
0806200000	Grapes, dried	133 030	1 775 170	342 187	3 830 448
0807110000	Watermelons, fresh	21 305	348 658	11 735	230 249
0807190000	Other melons, fresh	1 382	696 456	5 090	612 013
0807209000	Other papaws (papayas), fresh	0	82 946	0	58 681
0808100000	Apples, fresh	19 052 178	177 286 177	19 917 369	162 889 991
0808300000	Pears, fresh	8 595 324	124 722 112	7 039 038	99 560 725
0808400000	Quinces, fresh	0	48	0	170
0809100000	Apricots, fresh	0	3 532	0	7 777
0809210000	Sour cherries (prunus cerasus), fresh	112	112	172	172
0809290000	Oth cherries, fresh	0	31	0	104
0809300000	Peaches, including nectarines, fresh	0	58 059	0	64 346
0809401000	Plums, fresh	13 540	151 526	21 375	235 470
0809402000	Sloes, fresh	0	46	0	166
0810100000	Strawberries, fresh	0	120 032	0	304 802
0810300000	Black, white or red currants andgooseberries,fresh	0	28 318	0	111 723
0810400000	Cranberries, bilberries & other fruitsof the genus vaccinium, fresh	0	24 525	0	125 962
0810500000	Kiwi fruit, fresh	260 462	3 249 498	469 164	7 247 448
0810600000	Durians, fresh	192 072	19 592 084	250 360	28 576 738
0810700000	Persimmons, fresh	21 609	43 843	19 026	57 499
0810901000	Longans (including mata kucing), fresh	4 368 804	116 192 712	5 080 242	135 219 001
0810902000	Lychees, fresh	0	1 241 270	0	1 053 727
0810903000	Rambutan, fresh	0	333 969	0	278 627
0810904000	Langsat, starfruit, fresh	0	899	0	750
0810905000	Jackfruits (cempedak and nangka), fresh	877	45 142	728	35 034
0810906000	Tamarinds, fresh	0	1 786 128	0	1 317 738
0810909200	Dragon fruit, fresh	1 283 270	12 565 154	1 105 747	10 650 273
0810909300	Sapodilla (ciku fruit), fresh	0	34 047	0	29 805

**I.3. IMPOR MENURUT KOMODITI / IMPORT BY HS COMMODITY**  
**\*\*\* NOVEMBER/NOVEMBER 2012 \*\*\***

HS	Uraian Komoditi Commodity Description	Berat Bersih / Net Weight (Kg)		Nilai / Value C.I.F (US\$)	
		Bulan ini Current Month	Kumulatif Cum.Jan. to date	Bulan ini Current Month	Kumulatif Cum.Jan. to date
0810909900	Other fruit, fresh	57 105	500 640	28 669	436 847
0811100000	Strawberries, uncooked/steamed/boiled,frozen, whether/not add	1 548	420 991	9 865	978 365
0811200000	Raspberries,blackberries,mulberries,loganberries,currants,goosebr	1 304	56 062	8 308	269 321
0811900000	Other fruit&nuts,uncooked/steamed/boiled,frozen, whether/not a	57 175	356 952	192 946	1 531 602
0812100000	Cherries, provisionally preserved,not for immediate consumption	796	41 937	2 793	152 553
0812909000	Oth fruit&nuts,provisionally preserved,not for immediate consump	11 359	73 577	39 851	300 850
0813100000	Apricots, dried	0	902	0	2 109
0813200000	Prunes, dried	5 410	23 514	15 000	53 327
0813300000	Apples, dried	0	496	0	2 511
0813401000	Longans, dried	0	292	0	525
0813402000	Tamarinds, dried	0	5 675 082	0	3 294 859
0813409000	Other fruit,oth than heading 08.01 to08.06, dried	28 608	115 073	15 316	437 704
0813503000	Mixture of nuts/dried fruits of whichdates predominate by weight	0	121 778	0	331 457
0813509000	Oth mixtures of nuts or dried fruits	0	594	0	26 748
0814000000	Peel of citrus fruit/melons,watermelons,fresh,frzn,dried/provision	0	1 919	0	18 943
0901111000	Arabica WIB/robusta OIB, not roasted,not decaffeinated	1 644 368	45 989 353	3 590 420	100 209 301
0901119000	Coffee oth than Arabica WIB/robusta OIB,not roasted,not decaffei	0	5 051 568	0	10 363 568
0901121000	Arabica WIB/robusta OIB, not roasted,decaffeinated	0	3 555	0	35 610
0901129000	Coffee oth than Arabica WIB/robusta OIB,not roasted, decaffeinat	0	16	0	396
0901211000	Coffee, roasted, not decaffeinated,unground	31 253	396 299	172 483	2 624 193
0901212000	Coffee, roasted, not decaffeinated,ground	16 480	80 400	178 764	783 051
0901221000	Coffee, roasted, decaffeinated,unground	2 832	41 161	41 793	553 467
0901222000	Coffee, roasted, decaffeinated, ground	0	2 773	0	49 922
0901902000	Coffee substitutes containing coffee	0	3 705	0	9 533
0902101000	Green tea leaves (not fermented), inpackings _ 3 kg	144	147	2 911	2 917
0902109000	Green tea, oth than leaves, (notfermented), in packing _ 3 kg	1 606	46 037	1 975	103 799
0902201000	Green tea leaves (not fermented),in packing > 3 kg	726 570	6 531 403	868 532	7 351 569
0902209000	Green tea, oth than leaves (notfermented), in packing > 3 kg	53 174	354 911	242 168	1 415 778
0902301000	Black tea (fermented) & partly fermented tea, leaves, in packing _	0	112 549	0	117 939
0902309000	Black tea (fermented) & partly fermented tea,oth than leaves, in p	6 491	99 122	217 436	2 502 728
0902401000	Black tea (fermented) & partly fermented tea, leaves, in packing >	1 071 215	9 865 177	964 829	7 557 236
0902409000	Black tea (fermented) & partly permented tea, oth than leaves, in	952 321	5 369 959	2 188 307	11 388 598
0903000000	Mate	585	585	8 849	8 849
0904111000	White pepper, neither crushed nor ground	56 134	3 405 849	75 893	4 825 452
0904112000	Black pepper, neither crushed nor ground	0	640 392	0	4 780 607
0904119000	Other pepper, neither crushed nor ground	0	80 909	0	91 737
0904121000	White pepper, crushed or ground	0	3 204	0	23 667
0904122000	Black pepper, crushed or ground	3 286	65 263	25 925	258 535
0904129000	Other pepper, crushed or ground	441	11 018	5 846	54 081
0904211000	Chillies (fruits of the genus Capsicum),dried, neither crushed nor g	583 519	12 873 870	505 183	12 713 582
0904219000	Oth fruits of genus Capsicum/Pimenta,dried,neither crushed nor g	451 746	2 523 341	483 573	1 996 774
0904221000	Chillies (fruits of the genus Capsicum),dried, crushed/ground	97 154	2 075 861	147 152	2 630 268
0904229000	Oth fruits of genus Capsicum/ Pimenta,dried, crushed/ground	24 571	730 844	55 118	1 032 548
0905100000	Vanilla, neither crushed nor ground	1	11 140	2	278 703
0905200000	Vanilla, crushed or ground	0	39 615	0	69 461
0906110000	Cinnamon (Cinnamomum zeylanicum blume),neither crushed nor	24 000	29 000	51 960	63 210
0906190000	Cinnamon-tree flowers, neither crushednor ground	0	67 358	0	692 043
0906200000	Cinnamon and cinnamon-tree flowers,crushed or ground	23	262 741	298	887 269
0907100000	Cloves (whole fruit, cloves & stems),neither crushed nor ground	28 944	7 118 718	244 232	110 697 697
0908110000	Nutmeg, neither crushed nor ground	0	42 663	0	556 922
0908120000	Nutmeg, crushed or ground	0	13 469	0	236 829
0908310000	Cardamoms, neither crushed nor ground	0	2 550	0	5 111
0908320000	Cardamoms, crushed or ground	2 360	22 643	854	10 014
0909210000	Seeds of coriander, neither crushed norground	1 590 206	15 023 628	684 964	5 800 936
0909220000	Seeds of coriander, crushed or ground	0	36 058	0	48 820
0909310000	Seeds of cumin, neither crushed norground	294 227	2 391 539	378 872	2 869 600
0909320000	Seeds of cumin, crushed or ground	723	30 912	6 645	61 878
0909611000	Seeds of anise, neither crushed norground	76 760	975 699	69 188	1 748 755
0909612000	Seeds of badian, neither crushed norground	3 957	3 957	2 388	2 388
0909613000	Seeds of caraway, neither crushed norground	85 255	1 991 429	87 343	1 741 481
0909619000	Seeds of fennel or juniper berries,neither crushed nor ground	59 321	398 808	45 461	181 203
0909621000	Seeds of anise, crushed or ground	837	3 649	7 685	35 861
0909623000	Seeds of caraway, crushed or ground	0	85 828	0	25 878
0909629000	Seeds of fennel or juniper berries,crushed or ground	0	12 993	0	6 202
0910110000	Ginger, neither crushed nor ground	1 510 647	20 899 454	1 066 799	15 025 006
0910120000	Ginger, crushed or ground	14 400	50 014	41 760	131 906
0910200000	Saffron	0	3 256	0	9 084
0910300000	Turmeric (curcuma)	6 318	119 373	4 607	390 248
0910911000	Curry	0	28 435	0	103 275
0910919000	Mixtures of spices, other than curry	1 066	32 249	497	151 655
0910991000	Thyme; bay leaves	1 844	6 216	7 933	47 892

**I.3. IMPOR MENURUT KOMODITI / IMPORT BY HS COMMODITY**  
**\*\*\* NOVEMBER/NOVEMBER 2012 \*\*\***

HS	Uraian Komoditi Commodity Description	Berat Bersih / Net Weight (Kg)		Nilai / Value C.I.F (US\$)	
		Bulan ini Current Month	Kumulatif Cum.Jan. to date	Bulan ini Current Month	Kumulatif Cum.Jan. to date
0910999000	Other spices	49 883	1 224 187	158 085	990 129
1001110000	Durum wheat seed	0	1 480 790	0	430 483
1001190000	Durum wheat, oth than seed	50 640 674	208 585 495	19 082 333	68 698 885
1001991910	Wheat grains without husk,oth than seed, for human consumption	357 889 410	4 442 955 787	135 928 067	1 578 157 631
1001991990	Other wheat, oth than seed, for human consumption	168 993 046	1 222 615 455	57 991 876	411 813 829
1001999090	Other wheat, oth than seed, not for human consumption	7 361	27 965 941	134 200	6 406 237
1002900000	Rye, oth than seed	0	10 000	0	10 600
1003900000	Barley, oth than seed	0	50 325	0	23 500
1004900000	Oats, oth than seed	68 560	400 714	55 841	309 977
1005100000	Maize (corn), seed	98 587	1 251 478	222 693	3 371 220
1005901000	Popcorn, oth than seed	124 802	4 097 833	76 415	3 107 776
1005909000	Oth maize (corn), oth than seeds	167 447 868	1 591 036 007	52 350 564	463 393 115
1006101000	Rice in the husk (paddy or rough),suitable for sowing	0	5 205 017	0	18 207 451
1006109000	Rice in the husk (paddy or rough),oth than for sowing	0	18 159 050	0	9 835 609
1006201000	Husked (brown) rice of Thai Hom Malirice	0	50 000	0	55 000
1006303000	Glutinous rice, semi-milled or whollymilled, whether/not polished.	9 047 748	199 043 855	5 556 366	116 588 281
1006304000	Thai Hom Mali rice, semi-milled/whollymilled, whether/not polish	0	32 569 761	0	19 286 527
1006309100	Oth semi-milled or wholly milled rice,whether/not polished/glazec	0	29 888 607	0	29 214 275
1006309900	Oth semi/wholly milled rice, whether/notpolished/glazed, oth tha	172 715 893	830 252 679	81 367 738	442 671 013
1006409000	Broken rice, oth than for animal feed	38 227 000	211 533 400	15 560 172	83 387 312
1007100000	Grain sorghum, seed	0	603 860	0	165 362
1007900000	Grain sorghum, oth than seed	0	6 629 630	0	1 808 126
1008100000	Buckwheat	154	1 900 243	2 427	853 437
1008290000	Millet, oth than seed	1 475 597	14 585 652	720 886	6 162 293
1008300000	Canary seeds	434 629	3 113 382	325 415	2 219 384
1008900000	Other cereals	43 420	163 764	25 802	160 495
1101001010	Wheat flour fortified	32 012 276	368 126 393	12 556 624	146 448 876
1101001090	Wheat flour not fortified	10 755 071	88 460 497	4 456 054	32 787 419
1102200000	Maize(corn) flour	408	156 875	1 795	86 382
1102909000	Oth cereal flours, oth than wheat/meslin/maize/rice/rye flour	7 429	2 005 127	8 095	881 293
1103112000	Groats & meals of wheat,durum/hard wheat semolina	1 040	3 984	4 587	20 057
1103119000	Groats & meals of wheat, oth durum/hardwheat semolina	887 553	7 267 334	448 571	3 674 592
1103130000	Groats & meals of maize/corn	0	13 490	0	31 419
1103192000	Groats & meals of rice	0	99 260	0	17 172
1103199000	Groats & meals of oth cereals, oth thanmeslin & rice	0	800	0	2 898
1103200000	Cereal pellets	0	35 467	0	42 851
1104120000	Cereal grains of oats, rolled or flakedgrains	251 417	4 545 324	214 506	3 777 076
1104191000	Cereal grains of maize(corn), rolled orflaked grains	0	24 713	0	14 091
1104199000	Cereal grains of oth cereals, oth thanoat/maize(corn), rolled or flak	0	2 030	0	1 668
1104220000	Cereal grains of oats,hulled,peraled,sliced /kibbled	1 814	14 354	5 934	35 248
1104230000	Cereal grains of maize (corn), hulled,peraled, sliced/kibbled	18 000	233 730	16 800	214 310
1104292000	Cereal grains of barley,hulled,peraled,sliced/kibbled	138	207	512	1 101
1104299000	Cereal grains of oth cereals, hulled,peraled, sliced/kibbled	0	261 796	0	249 396
1104300000	Germ of cereals, whole, rolled, flaked/ground	115	287	385	1 766
1105100000	Flour, meal & powder of potatoes	0	234 659	0	443 710
1105200000	Flakes, granules & pellets of potatoes	455 247	5 132 265	662 449	7 612 673
1106100000	Flour,meal & powder of dried leguminousvegetbls of head 07.13	0	601	0	433
1106202100	Meal of sago	328	967	1 506	5 015
1106202900	Flour & powder of sago	0	7 389	0	20 535
1106209000	Flour,meal & powder of roots/tuber head07.14, oth than manioc(	12 000	57 947	154 500	362 541
1106300000	Flour,meal & powder of edible fruits andnuts of prod.chap.8	7 910	235 844	129 409	1 203 133
1107100000	Malt,not roasted	4 057 114	29 952 718	2 457 756	17 354 120
1107200000	Malt,roasted	12 000	152 798	11 308	152 181
1108110000	Wheat starch	1 277 000	5 426 067	546 523	2 420 286
1108120000	Maize(corn) starch	8 109 318	72 223 732	4 206 768	35 704 249
1108130000	Potato starch	2 333 500	25 817 199	1 479 195	13 982 871
1108140000	Manioc(cassava) starch	47 426 505	723 821 211	21 838 810	327 277 107
1108199000	Other starches (oth than wheat,maize,potato, manioc & sago)	0	41 093	0	121 564
1108200000	Inulin	413 200	4 417 095	1 237 712	13 101 797
1109000000	Wheat gluten, whether or not dried	502 200	4 541 666	448 893	3 496 852
1201100000	Seed of soya beans,whether or not broken	173	716 215	1 840	381 983
1201900000	Soya beans, oth than seed, whether ornot broken	216 636 673	1 716 225 544	145 576 092	1 074 651 532
1202300000	Seed of ground-nuts, whether/not shelled/broken	0	1 802 564	0	2 364 580
1202410000	Oth than seed of ground-nut,not roasted/ othwise cooked,in shell	1 652 595	58 218 993	2 080 099	69 556 680
1202420000	Oth than seed of ground-nut,not roasted/cooked,shelled,whether.	3 612 582	115 449 084	3 792 550	134 107 392
1203000000	Copra	0	51 500	0	7 434
1204000000	Linseed, whether or not broken.	2 778	43 022	3 585	44 814
1205100000	Low erucic acid rape/colza seeds whether or not broken	56 560	119 881	41 289	95 745
1205900000	Not low erucic acid rape or colza seedswhether or not broken	8 300	817 093	7 773	268 876
1206000000	Sunflower seeds, whether or not broken	597 618	12 581 241	510 372	5 960 852
1207101000	Palm nuts & kernels, whether/not brokensuitable for sowing	282 736	306 182	630 006	1 200 303

**I.3. IMPOR MENURUT KOMODITI / IMPORT BY HS COMMODITY**  
**\*\*\* NOVEMBER/NOVEMBER 2012 \*\*\***

HS	Uraian Komoditi Commodity Description	Berat Bersih / Net Weight (Kg)		Nilai / Value C.I.F (US\$)	
		Bulan ini Current Month	Kumulatif Cum.Jan. to date	Bulan ini Current Month	Kumulatif Cum.Jan. to date
1207210000	Cotton seeds, seed, whether/not broken	0	3 482	0	102 235
1207290000	Cotton seeds, oth than seed, whether/or not broken	0	21 100	0	34 815
1207300000	Castor oil seeds, whether or not broken	0	1 000	0	4 000
1207401000	Sesamum seeds, whether or not broken,edible	911 656	9 234 362	558 105	6 762 405
1207409000	Sesamum seeds, whether or not broken,not edible	281 925	2 415 700	178 776	1 370 146
1207500000	Mustard seeds,whether or not broken	0	5 745	0	16 964
1207700000	Melon seeds,whether or not broken	0	8 032	0	9 465
1207910000	Poppy seeds,whether or not broken	0	29	0	420
1207999000	Other oil seeds & oleaginous fruits,whether or not broken	32 335	235 237	72 613	1 298 819
1208100000	Flours and meals of soya beans	7 228	1 966 786	12 040	4 127 832
1208900000	Flours&meals of oth oil seed/oleaginousfruits oth than mustard	13 000	17 836	36 660	39 816
1209210000	Lucerne (alfalfa) seeds, of a kind usedfor sowing	25	95	283	612
1209250000	Rye grass(loilium multiflorum lem,loliumperenne l.) seeds, used fo	0	57	0	1 062
1209299000	Other seed of forage plants, of a kindused for sowing	0	215 831	0	1 966 240
1209300000	Seeds of herbaceous plants cultivatedprincipally for their flowers	0	649	0	7 305
1209919000	Other vegetable seeds, other than onion seeds, of a kind used for :	1 444	208 628	243 197	5 170 516
1209999000	Other seed, fruit, and spores, of a kindused for sowing	65 542	941 839	39 132	5 319 572
1210100000	Hop cones, neither ground nor powdered,nor in the form of pellet	0	7 499	0	29 559
1210200000	Hop cones,ground,powdered or in the form of pellets; lupulin	1 500	31 718	9 478	162 736
1211201000	Ginseng roots,cut, crushed/powdered form,fresh/dried	1 200	11 758	22 080	288 682
1211209000	Ginseng roots, not in cut or crushed orpowdered form, fresh/driec	0	2 352	0	28 884
1211901100	Cannabis,in cut,crushed/ powdered form,used for pharmacy, fresh	0	72 163	0	31 388
1211901300	Rauwolfia serpentina roots,for pharmacy,in cut/crushed/powdere	122 846	2 286 407	171 134	4 524 863
1211901400	Other plants, in cut,crushed or powdered form, used for pharmacy	99 950	1 120 022	159 920	1 792 452
1211901900	Other plants & parts of plants, in otherforms, for pharmacy	18 268	177 727	9 638	370 548
1211909100	Pyrethrum, in cut,crushed/powdered form,fresh/dried	0	58 514	0	382 663
1211909500	Agarwood (gaharu) chips, fresh/dried	0	37 264	0	44 985
1211909600	Liquorice roots, fresh/dried	14 290	182 582	37 869	553 752
1211909700	Bark of persea (Persea Kurzii Kostern),fresh/dried	0	26 000	0	136 500
1211909800	Oth plants&parts of plants, not forpharmacy, in cut,crushed/powd	0	1 789	0	31 532
1211909900	Oth plants&parts of plants, not forpharmacy, not cut,crushed/pow	60 877	491 272	98 585	2 487 458
1212212000	Gracilaria lichenoides,fresh,chilled,frozen,dried, for human consun	0	299	0	1 154
1212219000	Other seaweed & algae, fresh, chilled,frozen,dried, for human con	14 034	124 634	172 635	1 273 639
1212291100	Seaweeds & oth algae,fresh,chilled/dried of a kind used in pharma	0	1	0	62
1212291900	Seaweeds & oth algae,fresh,chilled/dried used in dyeing,tanning,p	0	30 212	0	68 135
1212292000	Seaweeds & oth algae,fresh,chilled/dried for oth,not for human cc	2 000	40 787	23 000	149 786
1212293000	Seaweeds & oth algae,frozen, not forhuman consumption	115	7 153	203	28 342
1212920000	Locust bean(carob),fresh,chilled,frozen/dried, whether/not ground	38 750	560 000	31 104	448 769
1212990000	Other vegetable product, for humanconsumption, n.e.s or include	0	50 961	0	31 455
1213000000	Cereal straw &husks,unprepared,whether/not chopped,ground,pr	400	23 803	2 340	27 712
1214100000	Lucerne (alfalfa) meal and pellets	306 408	2 253 652	127 379	942 879
1214900000	Other forage products,whether/not in forof pellets,oth than lucer	9 000	477 984	4 912	271 523
1301200000	Gum arabic	24 028	451 501	158 055	2 046 330
1301901000	Gum benjamin	165	6 862	1 208	38 235
1301902000	Gum damar	114 500	1 023 110	143 682	1 455 042
1301903000	Cannabis resin	0	545	0	3 586
1301904000	Lac	0	600	0	11 850
1301909000	Other natural gum and resin	59 440	204 445	136 202	1 810 180
1302119000	Saps and extracts of other opium,whether or not modified	0	8 688	0	7 125
1302120000	Saps and extracts of liquorice, whetheror not modified	57 824	563 819	518 566	4 834 321
1302130000	Saps and extracts of hops,whether or not modified	1 963	17 695	75 520	619 378
1302192000	Extracts and tinctures of cannabis	0	146	0	48 056
1302193000	Other medicinal extracts derived fromvegetable products, whethe	4 660	89 541	422 694	6 032 798
1302194000	Vegetable saps&extracts of pyrethrum/ofthe root of plants containi	1 300	20 275	82 912	353 148
1302195000	Japan (or chinese) lacquer (naturallacquer)	0	175	0	4 639
1302199000	Other vegetable saps and extracts	202 533	1 206 362	1 492 074	15 977 121
1302200000	Pectic substances, pectinates & pectates	28 170	221 525	343 387	2 448 183
1302310000	Agar-agar	29 575	622 648	44 671	838 872
1302320000	Mucilages&thickeners, whether/not modif,derived from locust be:	170 881	2 614 447	2 163 176	26 180 479
1302391010	Carageenan in powder form	15 200	151 561	196 690	1 969 077
1302391090	Carageenan not in powder form	0	35 610	0	691 076
1302399000	Oth mucilages & thickeners, whether/hotmodified,derived from ve	137 483	1 323 845	1 643 941	12 925 585
1401100000	Bamboos used primarily for plaiting,cleaned, bleached/dyed	231	71 334	1 299	57 353
1401201990	Other whole rattans, used primarily forplaiting, cleaned, bleached,	0	2 834	0	4 709
1404200000	Cotton linters	0	76	0	1 386
1404902010	Barks of a used primarily in tanning	0	126 240	0	92 202
1404902090	Oth vegetable products of a kind usedin tanning/dyeing, oth than l	0	10 459	0	25 394
1404903000	Kapok	0	5	0	30
1404909000	Oth vegetable prodcts not used primarilyin tanning/dyeing, nes	0	1 029 562	0	815 516
1501900000	Poultry fat other than heading 02.09 or15.03.	0	59	0	1 011
1502101000	Edible tallow of bovine animals,sheep or goats, other than heading	0	36 144	0	59 645

**I.3. IMPOR MENURUT KOMODITI / IMPORT BY HS COMMODITY**  
**\*\*\* NOVEMBER/NOVEMBER 2012 \*\*\***

HS	Uraian Komoditi Commodity Description	Berat Bersih / Net Weight (Kg)		Nilai / Value C.I.F (US\$)	
		Bulan ini Current Month	Kumulatif Cum.Jan. to date	Bulan ini Current Month	Kumulatif Cum.Jan. to date
1502109000	Unedible tallow of bovine animal, sheep or goats, other than head	0	178 600	0	161 234
1504102000	Solid fractions of fish-liver oils, whet/not refined, not chemically r	0	300	0	5 595
1504109000	Oth than solid fract of fish-liver oils whet/not refined, not chemica	22 580	894 833	31 500	1 449 524
1504201000	Solid fraction of fats&oil fish oth than liver oils, not chemically moc	91 749	1 252 210	639 521	6 659 714
1504209000	Oth than solid fract of fats&oils fish oth than liver oils, not chemical	738 285	9 568 105	1 148 337	14 343 259
1504309000	Oth solid fraction of fats & oils of marine mammals, not chemically	0	2 280	0	18 240
1505001000	Lanolin	5 000	79 366	45 529	866 168
1505009000	Wool grease & fatty substance derived therefrom, oth than lanolin	350	28 269	11 583	179 234
1506000000	Oth animal fats&oils&their fractions wht/not refined, not chemica	21 840	132 599	34 529	214 376
1507100000	Crude oil of soya bean, whether/not refined, whether/not degum	0	1 233	0	4 983
1507901000	Fraction of unrefined soya-bean oil, not chemically modified	267 965	2 918 154	399 374	4 390 794
1507909000	Fraction of refined soya-bean oil, not chemically modified	1 788 823	17 138 033	2 616 459	25 871 599
1508100000	Crude oil of ground-nut, whether/not refined, not chemically modi	34	39	4 496	5 266
1508901000	Fraction of unrefined ground-nut oil, whet/not refined, not chemica	1 349	1 351	5 500	5 676
1508909000	Fraction of refined ground-nut oil, whet/not refined, not chemically	94	2 540	655	14 751
1509101000	Virgin olive oil, packing of net weight _30 kg, not chemically modifi	30 313	306 759	120 087	1 152 890
1509109000	Virgin olive oil, packing of net weight >30 kg, not chemically modifi	42 086	486 742	155 925	2 036 517
1509901100	Fraction of unrefined olive oil, packing of net weight _30 kg	1 955	6 044	7 577	23 946
1509909100	Fraction of refined olive oil, in packing of net weight _30 kg	1 192	38 461	4 621	138 349
1509909900	Fraction of refined olive oil, in packing of net weight >30 kg	63 176	294 965	124 905	605 122
1510002000	Fractions of unrefined oil, solely from olives, whet/not refined, not c	0	4 475	0	8 617
1510009000	Fractions of refined oil, solely from olives, whet/not refined, not che	868	34 809	3 365	102 603
1511901900	Unsolid fractions of unrefined palm oil, not chemically modified	0	22	0	429
1511909110	Solid fractions of refined palm oil, packing of a net weight _20kg	0	40 500	0	64 328
1511909190	Solid fractions of refined palm oil, packing of a net weight >20kg	1	1	2	2
1511909200	Unsolid fractions of refined palm oil, packing net weight _20kg	16 001	118 042	18 784	152 933
1511909900	Unsolid fractions of refined palm oil, packing net weight >20kg	20 736	413 165	25 297	554 228
1512110000	Crude oil of sunflower seed/safflower	0	12	0	191
1512191000	Fractions of unrefined sunflower-seed/safflower oil	13 858	130 370	27 442	352 368
1512199000	Fractions of refined sunflower-seed/safflower oil	313 050	3 156 091	546 282	5 922 395
1512299000	Fractions of refined cotton seed oil	378	2 206	1 689	8 341
1513191000	Fractions of unrefined coconut oil, not chemically modified	22 000	114 680	30 580	193 874
1513199000	Fractions of refined coconut oil, not chemically modified	1 767	211 969	6 267	590 469
1513291100	Solid fractions of unrefined palm kernel oil	40 000	500 000	76 200	963 500
1513299100	Solid fractions of refined palm kernel oil	0	120 000	0	215 400
1513299700	Oth fractions of refined babassu oil	0	403	0	1 604
1514110000	Crude oil of low erucic acid rape or colza	23 807	299 554	27 057	346 108
1514191000	Fraction of unrefined low erucic acid rape/colza oil	5 176	21 731	10 250	43 841
1514199000	Fraction of refined low erucic acid rape/colza oil	159 239	1 871 045	272 088	3 207 026
1514911000	Crude oil of not low erucic acid oth rape/colza	578	4 230	15 107	108 007
1514919000	Crude oil of mustard	0	120	0	898
1514991000	Fractions of unrefined rape/colza/mustard oil	0	41 040	0	62 437
1514999100	Fractions of refined oth rape/colza oil	525 620	1 639 050	856 143	2 636 130
1514999900	Fractions of refined mustard oil	0	67 233	0	117 869
1515110000	Crude oil of linseed	61	61	1 282	1 282
1515190000	Fractions of linseed oil, whether/not refined, not chemically modifi	67 700	2 035 759	98 485	3 212 865
1515210000	Crude oil of maize (corn)	3 322	27 192	4 169	34 554
1515291100	Solid fraction of unrefined maize (corn) oil	0	540	0	11 642
1515291900	Unsolid fraction of unrefined maize (corn) oil	17 501	119 879	28 691	167 396
1515299100	Solid fraction of refined maize (corn) oil	15 360	122 895	29 338	233 486
1515299900	Unsolid fraction of refined maize (corn) oil	84 787	1 191 277	209 465	3 038 442
1515301000	Crude oil of castor	15 602	227 392	24 987	572 305
1515309000	Fractions of castor oil, whether/not refined, not chemically modifi	33 764	1 139 099	52 013	2 098 418
1515502000	Fraction of unrefined sesame oil, not chemically modified	156	808	840	4 860
1515509000	Fraction of refined sesame oil, not chemically modified	52 921	1 076 014	215 689	1 931 803
1515901200	Fractions of unrefined tengkawang oil, not chemically modified	0	3 200	0	22 576
1515901900	Fractions of refined tengkawang oil, not chemically modified	0	15 502	0	48 767
1515902100	Crude oil of tung	0	380	0	200
1515902900	Fractions of refined tung oil, not chemically modified	0	63 249	0	147 698
1515903900	Fractions of refined jojoba oil, not chemically modified	123	201	2 500	3 388
1515909100	Crude oil of other fixed vegetable oils	20 360	366 404	16 492	305 464
1515909200	Fractions of unrefined other fixed vegetable oils	67	157	2 057	5 967
1515909900	Fractions of refined other fixed vegetable oils, oth fixed vegetable i	41 207	641 605	92 975	1 961 239
1516101000	Animal fats & oils & their fractions, in packing net weight _10 kg	0	23 871	0	56 994
1516109000	Animal fats & oils & their fractions, in packing net weight <10 kg	0	15 000	0	37 500
1516201100	Re-esterified fats & oils of soya bean & its fraction	18 233	215 245	55 134	708 660
1516201200	Re-esterified fats & oils of crude palm oil and its fraction	336 200	2 602 905	673 240	5 167 698
1516201300	Re-esterified fats&oils of palm oil, oth than crude and its fraction	211 733	1 887 084	379 686	3 283 374
1516201400	Re-esterified fats & oils of coconut and its fraction	0	941 775	0	1 414 252
1516201800	Re-esterified fats & oils of linseed & its fraction	0	11 960	0	23 920
1516201900	Re-esterified fats&oils of oth vegetable fat&oils, and its fraction	2 450	140 658	13 364	316 914

**I.3. IMPOR MENURUT KOMODITI / IMPORT BY HS COMMODITY**  
**\*\*\* NOVEMBER/NOVEMBER 2012 \*\*\***

HS	Uraian Komoditi Commodity Description	Berat Bersih / Net Weight (Kg)		Nilai / Value C.I.F (US\$)	
		Bulan ini Current Month	Kumulatif Cum.Jan. to date	Bulan ini Current Month	Kumulatif Cum.Jan. to date
1516202110	Hydrogenated fats in flakes of palm oil	936	5 716	1 890	14 340
1516202130	Hydrogenated fats in flakes of palmstearin	0	21 960	0	32 720
1516202140	Hydrogenated fats in flakes of palmkernel oil	1	1	7	7
1516202150	Hydrogenated fats in flakes of palmkernel olein	358 700	4 859 380	391 751	7 060 574
1516202170	Hydrogenated fats in flakes of coconuts	0	366	0	882
1516202190	Hydrogenated fats in flakes of ground-nut, soya beans	111	5 158	512	28 727
1516202300	Hydrogenated fats in flakes of olives	28	489	345	4 988
1516202900	Hydrogenated fats in flakes of othervegetable fats & oils	140 379	6 208 978	287 208	12 274 027
1516205200	Palm stearin, w/ iodine value _ 48, RBD	57 004	625 884	69 650	952 962
1516205900	Oth palm stearin with iodine value _ 48	0	180	0	3 237
1516209300	Other fat & oils of olives and theirfractions	0	61 581	0	354 844
1516209400	Other fat & oils of soya beansand their fractions	15 200	17 252	25 384	40 775
1516209500	Hydrogenated castor oil (opal wax)	242	39 378	4 895	111 262
1516209600	Refined, bleached and deodorised (RBD)palm kernel stearin only	1 362	15 805	21 882	68 539
1516209700	Hydrogenated & RBD palm kernel stearinor olein	97 910	457 160	88 119	650 474
1516209800	Oth fat & oils of ground-nuts, palm oilor coconuts and their fractio	100	7 157	1 323	67 651
1516209900	Oth vegetable fats and oils and theirfractions	343 661	2 098 543	490 158	3 640 998
1517100000	Margarine,excl. liquid margarine	95 063	1 434 244	157 166	3 046 025
1517902000	Liquid margarine	151 870	482 240	427 915	1 392 573
1517903000	Margarine of a kind use as mouldrelease preparations	0	962	0	10 540
1517904300	Shortening	20 254	631 314	31 388	1 315 201
1517905000	Solid mixtures or prep of vegetable fats or oils or of their fractions	53 099	537 337	83 377	751 840
1517906200	Liquid mixtures or prep of crude palmoil predominates	0	1 408 663	0	3 732 701
1517906400	Liquid mixtures or prep of oth palm oilpredominates,packng net w	0	24 791	0	58 331
1517906700	Liquid mixtures or prep of soya-beanoil predominates	0	24 013	0	63 613
1517906900	Liquid mixtures or prep of oth vegetablefats/oil predominates	30 770	342 960	66 106	721 112
1517909000	Oth edible mixtures or prep of animal or vegetable fats or oils	396 470	4 504 451	2 398 477	28 770 501
1518001200	Animal fats&oils,boiled,dehydrated,oxidasd,sulphurisd,blown,poly	0	31 340	0	80 070
1518001400	Ground-nut,soya-bean, palm/coconut oilboiled,dehydrated,oxidasd	228 929	3 455 416	440 420	6 555 269
1518001500	Linseed oil&its fract,boiled, oxidised,dehydrated,sulphurised,blow	0	26 870	0	46 684
1518001600	Olive oil&its fract, boiled, oxidised,dehydrated,sulphurised,blown,	45 472	96 103	58 262	159 263
1518001900	Oth vegetbl fat&oils&their fract,boiled,dehydrate,sulphurise,blow	16 854	606 646	43 285	1 015 650
1518002000	Inedible mixtures/preparation of animalfats/oils or of different fat	144 175	1 205 537	230 067	1 989 503
1518003100	Inedible mixtures/preparations of oilpalm fruit/palm kernels fats/c	0	16 082	0	52 246
1518003500	Inedible mixtures/preparations of ground-nuts fats/oils/of differer	0	128 000	0	220 560
1518003600	Inedible mixtures/preparations of soya-beans/coconuts fats/oils/c	80 000	1 093 257	131 600	1 784 690
1518003700	Inedible mixtures/preparations of cotton seeds fats/oils/of differ f	1 596	40 120	5 049	131 748
1518003900	Inedible mixtures/preparations of othervegetable fats/oils/of diffe	175 396	1 294 373	628 273	4 380 468
1518006000	Inedible mixture/preparations of animal/vegetable fats/oils/of the	2 273	62 209	18 683	270 089
1520001000	Crude glycerol	0	156 000	0	94 600
1520009000	Glycerol waters & glycerol lyes	1 643	28 397	5 452	240 687
1521100000	Vegetable waxes(oth.than triglycerides)whether or not refined or	19 984	668 494	186 263	2 531 871
1521901000	Beeswax & oth insect waxes,whether/ notrefined or colored	0	5 500	0	23 907
1522009000	Residues resulting from the treatment ofoffaty substan or animal/v	98 496	1 848 713	249 606	2 581 391
1601001000	Sausags&smilar prdct of meat,meat offal/blood,prepare of it,in air	0	94 796	0	116 160
1601009000	Sausags&smilar prdct of meat,meat offal/blood, not in airtight cor	7 399	45 393	20 759	103 605
1602109000	Homogenised preparation of meat, offal/blood,not cont pork,not i	149 460	432 947	658 973	1 983 888
1602329000	Oth prepared/preserved meat, offal/bloodof fowls of species gallu	0	8 987	0	59 853
1602411000	Hams & cuts thereof of swine,in airtight containers	0	90 061	0	112 330
1602421000	Shoulders & cuts thereof of swine, inairtight containers	4 958	15 710	6 000	19 000
1602429000	Shoulders & cuts thereof of swine,not in airtight containers	6 246	29 148	7 560	35 526
1602491100	Luncheon meat of swine, in airtightcontainers	0	231 180	0	278 877
1602499900	Oth prepared meat,meat offal/blood ofswine,not in airtight contai	11 482	92 548	42 606	301 719
1602500000	Oth prepared/preserved meat, offal/blood of bovine animals	123 423	1 105 662	671 033	5 969 591
1603001000	Extracts & juices of chicken, w/ herbs	6 390	88 506	19 666	273 939
1603003000	Extracts&juices of oth meat,fish/crusta,molluscs/aquatic invertebr	18 000	104 324	17 100	124 890
1603009000	Extracts&juices of oth meat,fish/crusta,molluscs/aquatic invertebr	0	161 843	0	556 011
1604111000	Salmon, whole/in pieces, not in minced,in airtight containers	0	6 914	0	54 303
1604119000	Salmon, whole/in pieces, not in minced,not in airtight containers	0	388	0	375
1604131100	Sardines, whole/in pieces,not in minced,in airtight containers	16 689	47 993	65 038	164 365
1604139100	Sardinella&brisling/sprats,whole/in piec ,not in minced,in airtigh	79 823	214 578	120 503	345 408
1604141100	Tunas,whole/in pieces, not in minced,in airtight container	0	252 803	0	1 256 718
1604141900	Skipjack & bonito(sarda spp.), whole/inpieces,not in minced,in airt	0	31	0	353
1604149000	Tunas,skipjack,bonito,whole/ in pieces,not in minced,not in airtigh	994	278 220	8 208	1 776 319
1604151000	Mackerel, whole/in pieces,not in minced, in airtight containers	53 884	309 016	176 214	951 597
1604159000	Mackerel, whole/in pieces,not in minced, not in airtight containers	94 878	1 457 932	127 703	2 170 774
1604161000	Anchovies, whole/in pieces,not in minced, in airtight containers	0	1 250	0	34 154
1604179000	Eel,whole/in pieces,not in minced, notin airtight containers	0	8 500	0	350 031
1604192000	Horse mackerel,whole/in pieces,not inminced, in airtight containe	0	35 700	0	55 401
1604199000	Oth fish,whole/in pieces, not in minced, not in airtight containers	0	283	0	250
1604202100	Fish sausages,in airtight containers	9 000	9 000	15 531	15 531



**I.3. IMPOR MENURUT KOMODITI / IMPORT BY HS COMMODITY**  
**\*\*\* NOVEMBER/NOVEMBER 2012 \*\*\***

HS	Uraian Komoditi Commodity Description	Berat Bersih / Net Weight (Kg)		Nilai / Value C.I.F (US\$)	
		Bulan ini Current Month	Kumulatif Cum.Jan. to date	Bulan ini Current Month	Kumulatif Cum.Jan. to date
1604202900	Fish sausages,not in airtight containers	5 027	93 781	4 975	67 779
1604209100	Oth prepared/preserved fish, in airtight containers	0	52	0	399
1604209310	Fish & shrimp ball, frozen, boiled orsteamed	49 400	111 864	102 385	351 615
1604209390	Oth frozen minced fish, boiled/steamed	16 652	207 379	54 135	654 506
1604209900	Other prepared/preserved fish, not inairtight containers	72 276	492 101	226 062	1 642 272
1604320000	Caviar substitutes prepared from fish egg	48	4 481	83	5 055
1605101000	Crabs,prepared,in airtight containers	13 232	85 840	88 643	1 556 352
1605109000	Crabs,prepared,not in airtight container	18 934	154 055	407 632	1 657 890
1605211000	Shrimps paste,not in airtight containers	0	803	0	4 807
1605219020	Shrimp breaded,not in airtight container	3 436	4 190	28 241	33 464
1605219090	Other prepared shrimps&prawns, not inairtight containers	5 111	78 776	30 631	792 425
1605291000	Shrimps paste, in airtight containers	0	7 334	0	46 725
1605299020	Shrimp breaded, in airtight containers	0	3 020	0	16 569
1605299090	Other prepared shrimps&prawn,in airtightcontainers	0	5 071	0	31 051
1605400000	Oth crustaceans, prepared/preserved	0	14 971	0	41 798
1605510000	Oysters,prepared/preserved	8 407	82 434	8 375	79 729
1605520000	Scallops,incld queen scallops, prepared/preserved	524	4 360	919	7 149
1605540000	Cuttle fish & squid, prepared/preserved	598	6 998	1 021	10 276
1605550000	Octopus, prepared/preserved	0	5 810	0	5 735
1605560000	Clams, cockles & arkshells, prepared/preserved	0	268	0	259
1605570000	Abalone, prepared/preserved	0	259	0	724
1605590000	Oth molluscs, prepared/preserved	0	5 147	0	15 860
1605690000	Oth aquatic invertebrates, prepared/preserved	0	327	0	348
1701120000	Beet sugar,raw,not added flavour/colour	28 002 068	46 702 068	16 046 331	27 467 279
1701130000	Cane sugar,raw, not added flavour/colour	53 057 546	233 859 676	28 386 016	130 771 432
1701140000	Oth cane sugar, raw, not added flavour/colour	304 678 220	2 161 214 708	171 265 212	1 274 731 367
1701910000	Oth raw sugar, added flavour/colour	4 630 000	20 630 000	3 187 370	13 966 681
1701991100	Refined sugar,white	2 225 477	59 628 978	1 646 378	42 106 989
1701999000	Chemically pure sucrose, in solid form	1 750 012	4 830 268	924 328	2 529 680
1702110000	Lactose & lactose syrup,lactose_99%, asanhydrous lactose,calculai	1 834 881	18 433 284	3 844 574	35 083 233
1702190000	Lactose & lactose syrup,lactose<99%	341 326	3 548 247	612 388	6 741 297
1702200000	Maple sugar & maple syrup	2 153	89 178	4 240	130 446
1702301000	Glucose,no fructose or in dry state w/fructose<20%	2 792 563	26 104 038	1 925 488	19 885 202
1702302000	Glucose syrup,no fructose / in dry statew/ fructose<20%	6 893 855	59 337 417	3 562 615	30 476 710
1702400000	Glucose & glucose syrup, containing 20%_fructose< 50%,excl inver	260 480	3 025 136	147 184	2 051 147
1702500000	Chemically pure fructose	373 297	4 467 898	439 248	5 366 797
1702601000	Fructose,in dry state w/ fructose>50%excl invert sugar	42 525	1 290 731	64 851	931 941
1702602000	Fructose syrup,in dry state w/ fructose>50%, excl invert sugar	3 168 999	28 036 853	1 831 864	15 926 576
1702901100	Chemically pure maltose,in dry statew/ fructose 50%	1 188 070	6 180 476	726 298	4 170 794
1702901900	Maltose syrup,in dry state w/ fructose50%	753 676	9 512 677	519 426	6 614 752
1702902000	Artificial honey,whether/not mixed withnatural honey,in dry w/ fr	39 723	427 769	85 452	1 245 460
1702903000	Flavoured/coloured sugars (excl maltose),fructose 50%	0	20 448	0	70 681
1702904000	Caramel,fructose 50%	587 469	4 686 190	534 134	5 919 683
1702909100	Syrup of sugar, in dry state w/ fructose50%	52 466	158 449	72 082	239 558
1702909900	Other sugar,incl invert sugar and sugarsyrup blends, in dry w/ fruc	597 976	14 745 866	1 080 950	15 983 632
1703109000	Cane molasses,not added flavour/colour	0	16 914	0	13 990
1703909000	Oth molasses result from extract/refineof sugar,not add flavour/c	0	102 420 084	0	20 458 226
1704100000	Chewing gum,whether/not sugar-coated	24 497	567 329	76 971	2 402 086
1704901000	Medicated pastilles & drops	83 898	827 615	405 476	4 673 891
1704902000	White chocolate, not containing cocoa	19 783	123 766	81 867	619 503
1704909100	Oth sugar confectionery,not cont.cocoa,soft,cont gelatin	353 846	2 696 179	1 272 785	8 945 075
1704909900	Oth sugar confectionery,not cont.cocoa,oth soft,cont gelatin	583 271	7 537 970	1 311 999	18 687 148
1801000000	Cocoa beans,whole/broken,raw/roasted	2 063 386	23 042 989	5 509 602	60 531 872
1802000000	Cocoa shells, husks, skins & other cocoa waste	0	50 031	0	5 331
1803100000	Cocoa paste,not defatted	40 699	297 766	157 556	1 194 718
1803200000	Cocoa paste,wholly/partly defatted	344 200	1 433 586	1 700 095	7 099 456
1804000000	Cocoa butter,fat & oil	253	7 843	1 394	100 298
1805000000	Cocoa powder,not containing add sugar or other sweetening matt	761 580	10 059 798	3 801 831	52 338 686
1806100000	Cocoa powder,containing add sugar or oth sweetening matter	320 864	2 690 408	426 830	3 208 151
1806201000	Chocolate confectionary in blocks, slab/bars,weight>2kg	78 393	2 869 792	245 790	10 814 026
1806209000	Other chocolate, liquid,paste,granular/oth bulk form,packings>2kg	48 947	693 500	143 461	2 203 331
1806311000	Filled chocolate confectionary in blocks,slabs,bars,weight_2kg	77 759	587 088	525 955	4 090 788
1806319000	Other chocolate,in blocks,slabs,bars,weight_2kg	28 956	377 703	213 020	2 383 682
1806321000	Chocolate confectionary in blocks,slabsbars,not filled,weight_2kg	100 987	824 490	537 072	4 586 668
1806329000	Other chocolate,in blocks,slabs,bars,not filled,weight_2kg	7 718	125 913	12 754	371 224
1806901000	Chocolate confectionary in tablets orpastilles	16 445	239 425	104 373	1 387 064
1806903000	Food preparations of flour,meal,starch,malt extract, cont 40%_coc	0	33	0	535
1806909000	Oth chocolate and food preparation contcocoa	207 211	1 654 009	1 518 262	13 143 549
1901101000	Preparations for infant use of maltextract, for retail sale	12 023	133 015	31 870	470 966
1901102000	Preparations for infant use of goods ofhead 04.01-04.04, for retail	235 557	935 736	2 927 153	11 781 052
1901103000	Preparations for infant use of soya bean powder, for retail sale	656 750	6 556 625	1 670 524	17 604 282

**I.3. IMPOR MENURUT KOMODITI / IMPORT BY HS COMMODITY**  
**\*\*\* NOVEMBER/NOVEMBER 2012 \*\*\***

HS	Uraian Komoditi Commodity Description	Berat Bersih / Net Weight (Kg)		Nilai / Value C.I.F (US\$)	
		Bulan ini Current Month	Kumulatif Cum.Jan. to date	Bulan ini Current Month	Kumulatif Cum.Jan. to date
1901109900	Oth preparations for infant use,w/ cocoa<40%, for retail sale	97 493	1 073 382	335 315	3 844 338
1901201000	Mixes & doughs of flour, groats, meal,starch/malt extract, not con	69 139	612 348	126 388	1 580 323
1901202000	Mixes & doughs of flour, groats, meal,starch/malt extract, contain	0	24 184	0	47 884
1901203000	Oth mixes and doughs for prep. ofbakers wares, not containing co	114 235	1 202 291	276 599	2 843 105
1901204000	Oth mixes and doughs for prep. ofbakers wares, containing cocoa	101	30 456	268	75 383
1901902000	Malt extract	1 130 779	13 686 542	2 855 199	33 559 645
1901903100	Filled milk, of goods of heading04.01 to 04.04	138 293	1 178 755	339 765	4 256 688
1901903200	Oth than filled milk, containing cocoapowder of goods of head. 04	910 064	7 709 477	3 288 233	23 506 863
1901903900	Oth of goods of heading 04.01 to 04.04	747 643	2 039 762	8 881 883	17 680 248
1901904100	Oth soya based preparation, in powderform	17 376	123 464	50 381	370 674
1901904900	Oth soya based preparations, in otherform	1 100	3 099 523	5 896	7 621 883
1901909100	Oth soya based preparation Medical foods	0	6 766	0	19 452
1901909990	Oth than kerupuk of shrimps	267 980	2 755 934	986 158	8 963 195
1902110000	Uncooked pasta, not stuffed/otherwiseprepared, containing eggs	47 255	1 043 452	64 450	1 167 526
1902192000	Uncooked pasta,not stuffed/otw prep.notcont.eggs,rice vermicelli	14 872	146 847	14 080	191 949
1902193000	Uncooked pasta,not stuffed/otw prep.notcont. eggs, transparent \	379 664	2 369 469	366 630	2 465 944
1902194000	Uncooked pasta, not stuffed/otherwiseprepared, not containing e	6 278	26 002	25 972	84 181
1902199000	Uncooked pasta, not stuffed/otherwiseprepared, not containing e	187 835	1 882 115	318 628	2 788 871
1902201000	Stuffed pasta with meat or meat offal,whether or not cooked or o	27 418	172 949	109 459	684 430
1902203000	Stuffed pasta w/ fish,crustaceans/molluscs,whether/ not cooked/	0	8 510	0	64 609
1902209000	Stuffed pasta w/o meat/meat offal,fish,crustac/mollsc,wthr/not c	0	264	0	518
1902302000	Oth pasta, instant rice vermicelli	422	58 693	241	119 487
1902303000	Oth pasta, transparant vermicelli	196 275	910 379	219 263	1 004 889
1902304000	Oth pasta, oth instant noodles	184 220	1 304 290	548 168	3 991 076
1902309000	Oth pasta,not instant rice vermicelli,transp vermicelli,oth instant n	87 041	1 176 501	128 023	1 925 468
1902400000	Couscous	737	10 453	1 522	23 641
1903000000	Tapioca&substitutes thf prep fr starch,in flake,grain,pearl,sifting/ s	17 703	2 896 373	10 751	1 377 250
1904101000	Prep food obtain by the swell/roastingof cereals/cereal products, (	421 441	3 754 500	1 253 098	11 004 287
1904109000	Prep food obtain by the swell/roastingof cereal/cereal product,no	122 138	1 312 814	432 630	4 479 041
1904201000	Prepared foods obtained from unroastedcereal flakes	24 071	112 938	51 613	213 916
1904209000	Prep food obtain fr mixture f unroastedcereal flake and roast cer f	60 086	473 631	159 305	1 124 711
1904901000	Rice preparations, includingpre-cooked rice	16 513	206 618	50 007	608 538
1904909000	Oth prepared foods obtainedof cereals or cereal products	30 497	205 494	35 233	502 662
1905100000	Crispbread	12 045	167 790	30 910	467 495
1905200000	Gingerbread and the like	0	83	0	901
1905311000	Sweet biscuits not containing cocoa	279 534	2 271 529	647 886	5 902 629
1905312000	Sweet biscuits containing cocoa	83 240	1 029 762	526 021	5 629 696
1905320000	Waffles and wafers	174 678	2 150 411	675 248	7 364 861
1905401010	Rusk,toastd bread & sim toasted product,bread crumb nosugar,ho	123 093	1 598 210	178 419	2 162 844
1905401090	Rusk,toastd bread & sim toasted product,not bread crumb nosuga	0	488	0	5 611
1905409000	Rusk,toastd bread & sim toasted product,bread crumb w/ sugar,hc	50 980	181 478	181 070	608 441
1905901000	Unsweetened teething biscuits	0	21	0	53
1905902000	Other unsweetened biscuits	52 614	150 795	110 652	505 708
1905903000	Cakes	97 201	2 042 921	229 750	3 077 824
1905904000	Pastries	8 776	59 929	29 832	206 228
1905907000	Communion wafers, sealing wafers,rice paper and similar product:	0	5	0	43
1905908000	Other crisp savoury food products	82 347	1 175 554	394 490	3 924 282
1905909000	Other baker wares	349 347	3 683 259	707 856	7 827 357
2001100000	Cucumbers and gherkins,prepared orpre served by vinegar or acet	2 020	93 929	2 208	149 527
2001901000	Onions, prepared/preserved byvinegar or acetic acid	0	304 910	0	233 699
2001909000	Oth vegetable,fruit,nuts,edible part ofplant prep/presv by vinegar,	587 525	1 549 773	241 635	854 144
2002101000	Tomatoe,cooked otw than by steam/boilingin water not prep/pres	59 638	439 840	56 261	387 172
2002109000	Tomatoe,not cooked otw thn by steam/boilin water not prep/pres	0	82 651	0	96 123
2002901000	Tomato paste,not prepared or preservedby vinegar or acetic acid	742 194	9 032 998	634 451	7 723 730
2002902000	Oth tomato powder,prepared/preservedotherwise than by vinega	4 600	16 200	15 282	54 631
2002909000	Other tomatoes, prepared/preservedotherwise than by vinegar/ac	17 263	190 564	23 320	215 358
2003100000	Mushrooms of the genus agaricus, notprep/presrvd by vinegar/a	192 699	2 359 049	222 101	2 462 113
2003901000	Truffles, not prepared/preserved byvinegar or acetic acid	0	3 805	0	55 667
2003909000	Oth mushrooms, not prepared/preservedby vinegar or acetic acid	43 753	429 520	61 420	554 937
2004100000	Potatoes, frozen, not preprd/preservedby vinegar or acetic acid	1 180 433	20 460 300	1 260 530	21 952 110
2004901000	Infant food of vegetable&mixtur of vegtfrozn,not prep/presrv by v	0	806	0	12 800
2004909000	Oth vegetables &mixtures of vegetables,frozn,prep/presrv by vine	539 858	5 475 523	576 638	6 290 894
2005109000	Hmgnis vegetbl not in airtightcontainernot frozn,not prep/presrv t	16 445	89 356	36 650	218 310
2005201100	Potatoe chip&stick in airtightcontainernot frozn,not prep/presrv b	0	959 925	0	5 794 591
2005201900	Potat chip&stick no in airtightcontainrnot frozn,not prep/presrv by	0	20 679	0	177 697
2005209100	Other potatoes in airtight containers,not frozn,not prep/presrv by	11 047	11 047	65 480	65 480
2005209900	Other potatoe,not in airtightcontainersnot frozn,not prep/presrv by	289	5 895	18 095	58 809
2005400000	Peas (pisum sativum), not frozen,notprepard/preservd by vinegar/	118 550	926 809	56 548	506 290
2005510000	Beans,shelled, not frozen, not preparedor preserved by vinegar or	6 560	203 717	20 010	363 912
2005591000	Oth bean in airtightcontainr,not froznnot prep/presrv by vinegar/&	583	748	1 898	2 654
2005599000	Oth bean not in airtightcontnr,notfroznnot prep/presrv by vinegar	22 685	496 624	29 496	558 123

**I.3. IMPOR MENURUT KOMODITI / IMPORT BY HS COMMODITY**  
**\*\*\* NOVEMBER/NOVEMBER 2012 \*\*\***

HS	Uraian Komoditi Commodity Description	Berat Bersih / Net Weight (Kg)		Nilai / Value C.I.F (US\$)	
		Bulan ini Current Month	Kumulatif Cum.Jan. to date	Bulan ini Current Month	Kumulatif Cum.Jan. to date
2005600000	Asparagus, not frozen, not prepared or preserved by vinegar or acetic acid	36 116	769 231	11 476	650 817
2005700000	Olives, not frozen, not prepared or preserved by vinegar or acetic acid	4 686	51 708	10 348	119 373
2005800000	Sweet corn-zea mays var.saccharata,notfrozen,not prep by vinegar	177 246	1 943 054	127 424	1 559 080
2005910000	Bamboo shoots,not frozen,not preparedby vinegar/acid	0	68 890	0	51 256
2005991000	Oth vegetabl&mixtr of veqt in airtightcontainer,not frozn,not prep b	7 779	73 592	271 549	2 208 947
2005999000	Oth vgtbl&mixtr of veqt not in airtightcontainer,not frozn,not prep b	43 711	476 254	53 262	706 727
2006000000	Vegetables,fruit,nuts,fruit-peel &oth parts of plants,preserved by s	24 338	179 842	46 147	373 752
2007100000	Jams, fruit jellies, marmalades, fruit/nut, homogenised preparatio	82 983	651 089	128 042	1 956 086
2007910000	Citrus fruit	2 816	34 340	9 457	137 530
2007991000	Fruit pastes oth than of mango,pineapples or strawberries	384 080	1 259 666	294 920	1 152 965
2007999000	Fruit pastes of mango, pineapplesor strawberries	514 807	3 214 429	691 055	5 382 473
2008111000	Roasted ground nuts, othwise prepared/ preserved	35 863	418 489	89 419	1 128 499
2008112000	Peanut butter, othwise prepared/ preserved	13 805	345 154	56 875	1 200 857
2008119000	Oth ground nuts, othwise prepared/ preserved	35 988	377 033	172 612	932 625
2008191000	Cashew, incl. mixtures,othwiseprepared or preserved	4 527	31 785	18 919	147 778
2008199000	Other nuts and seeds, othwiseprepared or preserved	81 210	767 461	345 049	4 052 522
2008200000	Pineapples, othwise prepared/preserved	0	11 334	0	15 094
2008301000	Citrus fruit,added sugar/oth.sweetningmatter or spirit,otw prepar	17 240	383 127	21 310	467 515
2008309000	Citrus fruit, no sugar/oth.sweetningmatter or spirit,otw prepared/	624 981	3 936 560	726 415	4 261 775
2008401000	Pears,added sugar/oth.sweeteningmatter or spirit,otw prepared/p	0	28 812	0	45 291
2008501000	Apricots,cont added sugar/oth sweetnigmatter/spirit otw prepare	0	5 583	0	8 709
2008509000	Apricots,no sugar/oth sweetnigmatter/spirit otw prepared/preser	0	2 741	0	4 704
2008601000	Cherries,cont added sugar/oth sweetnigmatter/spirit otw prepare	32 771	350 728	95 357	824 751
2008609000	Cherries,no sugar/oth sweetnigmatter/spirit otw prepared/preser	0	15 164	0	19 498
2008701000	Peaches,cont added sugar/oth sweetningmatter/spirit otw prepar	30 040	347 365	27 200	511 902
2008709000	Peaches, no sugar/oth sweetningmatter/spirit otw prepared/preser	0	14 302	0	50 994
2008801000	Strawberrie,cont added sugar/oth sweetnmatter/spirit otw prepare	0	2 966	0	10 043
2008809000	Strawberrie, no sugar/oth sweeteningmatter/spirit otw prepared/	100	943	517	5 137
2008930000	Cranberries, otherwise prep/preserved,whether or not containing	680	2 524	2 854	7 287
2008971000	Mixture of stem,root&oth edible partofplant not incl fruit/nut,otw	0	8 288	0	11 550
2008972000	Mxtre oth of stem,root&oth edible partofplant notincl fruit/nut,ot	56 828	439 401	45 715	676 612
2008979000	Oth mixtures othwise prep./preserved	3 000	51 333	8 627	131 820
2008991000	Lychees, othwise prepared or preserved	81 160	1 470 896	41 873	1 442 903
2008992000	Longans, othwise prepared or preserved	107 114	2 025 917	88 429	2 529 455
2008993000	Stem,root&oth.edible part of plant notinc friuts or nuts, otw prep/	15 600	300 549	61 458	787 856
2008994000	Othwise prepared or preserved,added sugar/sweetening matter o	43 332	371 780	65 196	864 095
2008999000	Othwise prepared or preserved, notadded sugar/sweetening matt	17 242	4 032 899	42 841	646 123
2009110000	Orange juice, frozen	183 948	3 432 973	496 965	8 462 908
2009120000	Orange juice, not frozen, of a brixvalue not exceeding 20	41 770	598 697	30 598	738 399
2009190000	Other orange juice	15 504	545 691	38 872	711 898
2009210000	Grapefruit (including pomelo) juice,of a brix value not exceeding 2	0	57 866	0	44 109
2009290000	Other grapefruit juice	34 695	482 067	161 913	1 907 028
2009310000	Juice of any other single citrusfruit, of a brix value not exceeding 2	1 468	17 240	8 993	59 882
2009390000	Other juice of any other single citrusfruit	0	140 586	0	603 258
2009410000	Pineapple juice, of a brix value notexceeding 20	9 696	49 590	9 355	47 761
2009490000	Other pineapple juice	0	132 266	0	248 306
2009500000	Tomato juice	26 832	217 914	19 737	167 043
2009610000	Grape juice (including grape must),of a brix value not exceeding 20	19 247	385 555	21 688	445 925
2009690000	Other grape juice	7 823	490 496	20 097	1 507 725
2009710000	Apple juice, of a brix value notexceeding 20	56 512	446 565	66 173	456 623
2009790000	Other apple juice	31 833	1 302 639	76 869	3 067 500
2009811000	Cranberry juice for infant use	0	5	0	5
2009819000	Cranberry juice not for infant use	12 553	123 698	14 376	205 045
2009891000	Blackcurrant juice	0	3 458	0	30 983
2009899900	Oth juice of any oth single fruit /vegetables not for infant use	44 405	1 248 437	54 364	2 085 376
2009909000	Mixtures of juices not for instant use	192 144	3 767 575	798 318	7 748 119
2101111000	Instant coffee	941 607	8 027 954	6 912 973	57 400 315
2101119000	Extracts, essences and concentratesoth than coffee	39 195	456 769	153 174	1 446 162
2101121000	Mixtures in pasta form w/ a basis ofground rostd coffee,cont veg	0	4 887	0	12 942
2101129000	Prep w/ basis extrct,esenc/concrtts/ w/basis coffee,oth thn mxtr ii	51 236	460 293	236 592	2 188 462
2101201000	Tea preprtn consisting of a mixtureof tea, milk powder and sugar	25 263	154 120	111 488	640 548
2101209000	Oth extract,essence,concentrate, of teao mate & prep. milk powc	233 852	1 256 828	1 541 669	7 995 644
2101300000	Roasted chicory&oth.roasted coffee substitute,extract,essence&c	0	14 098	0	59 989
2102100000	Active yeasts	173 800	1 927 062	459 510	5 239 977
2102200000	Inactive yeasts; oth single-cell microorganisms, dead	223 035	5 742 802	420 130	9 173 287
2102300000	Prepared baking powders	370 897	4 238 462	1 083 232	10 525 596
2103100000	Soya sauce	1 627 298	11 835 287	1 382 235	10 785 683
2103200000	Tomato ketchup and other tomato sauces	58 432	535 724	161 933	918 978
2103300000	Mustard flour & meal & prepared mustard	887	131 646	2 828	387 148
2103901000	Chilli sauce	28 151	719 590	41 600	1 287 291
2103903000	Fish sauce	66 062	1 035 599	78 149	1 005 144

**I.3. IMPOR MENURUT KOMODITI / IMPORT BY HS COMMODITY**  
**\*\*\* NOVEMBER/NOVEMBER 2012 \*\*\***

HS	Uraian Komoditi Commodity Description	Berat Bersih / Net Weight (Kg)		Nilai / Value C.I.F (US\$)	
		Bulan ini Current Month	Kumulatif Cum.Jan. to date	Bulan ini Current Month	Kumulatif Cum.Jan. to date
2103904000	Oth mixed condiments and mixedseasonings, including belachan	11 771	298 971	63 775	1 058 457
2103909000	Oth sauces and preparations therefor;mustard flour & meal & prej	1 173 731	12 616 152	3 027 688	34 284 892
2104101100	Soups and broths & preparationtherefor containing meat for infan	0	131	0	2 010
2104101900	Soups and broths & preparationtherefor cont meat not for infant t	1 428	37 666	2 077	82 357
2104109900	Soups and broths & preparationtherfor not cont meat notfor infan	44 158	528 148	96 458	1 458 125
2104201100	Homogenised composite food preparation,containing meat for inf	0	181	0	1 696
2104201900	Homogenised composite food preparation,containing meat not for	1 244	16 876	1 808	30 570
2104209900	Homogenised composite food preparation,not containing meat not	15 809	91 084	27 141	168 688
2105000000	Ice cream and other edible ice, whetheror not containing cocoa	210 955	1 811 572	987 120	7 755 406
2106100000	Protein concentrates and texturedprotein substances	905 100	7 824 075	2 228 295	18 227 911
2106901000	Dried bean curd and bean curd sticks	0	53 455	0	85 115
2106902000	Flavoured or colored syrups	230 323	1 847 854	851 104	6 509 035
2106903000	Non-dairy creamer	5 528 070	76 300 144	9 044 752	137 812 952
2106904100	Autolysed yeast preparations in powderform	29 845	492 111	260 075	3 782 267
2106904900	Autolysed yeast preparations not inpowder form	1 506	153 174	15 934	549 846
2106905100	Non-alcoholic prep of raw material forthe manufact of composite	31 761	324 044	371 786	3 364 964
2106905200	Non-alcoholic composite concentrts forsimple dilution w/ water tc	534 570	3 837 549	6 399 798	59 561 992
2106905300	Ginseng based products	3 423	82 146	20 627	1 009 806
2106905900	Other non-alcoholic preparations use formaking / manufacturing t	484 891	5 014 322	2 299 401	19 959 709
2106907000	Food supplements	835 938	6 057 882	8 940 005	93 798 158
2106908000	Fortificant premixes	46 994	1 096 907	240 841	3 851 137
2106909100	Oth mixtures of chemicals/oth substancesof a kind used for food p	120 200	827 598	155 718	1 285 035
2106909200	Ginseng based preparations	1 994	13 040	26 970	549 250
2106909300	Foods preparations for lactase deficientinfants	400	20 329	5 497	51 099
2106909400	Other food preparations for infant use	29 428	102 907	495 310	2 750 292
2106909600	Other medical foods	60	345	2 538	9 636
2106909800	Other flavouring preparations	164 516	942 275	716 614	4 450 416
2106909910	Tempeh	0	8 001	0	27 750
2106909990	Other food preparations not elsewherespecified or included	1 289 144	11 513 439	12 753 314	98 128 026
2201100010	Mineral waters	332 000	3 083 486	281 809	2 555 980
2201100020	Aerated waters	37 178	113 873	41 711	90 870
2201901000	Ice and snow	0	59	0	336
2201909090	Other waters not containing added sugaror oth sweetening matter	2	52 146	8	24 005
2202101000	Sparkling mineral waters and aeratedwaters, flavoured	74 111	1 999 519	84 276	1 707 846
2202109000	Other waters, containing added sugar/oth sweetening or flavoure	2 184 245	22 807 715	1 756 028	16 093 004
2202901000	Flavoured uht milk drinks	179 243	1 483 048	287 766	2 647 460
2202902000	Soya milk drinks	355 973	2 654 678	328 267	2 284 916
2202903000	Oth non-aerated beverage ready forimmediate consumption with	4 519 551	24 164 501	3 239 914	20 818 531
2202909000	Oth non-alcoholic beverages, excludingfruit or vegetable juices	1 899 429	28 980 739	1 025 196	16 797 797
2203001000	Beer made from malt, Stout and porter	0	30 243	0	66 833
2203009000	Other beer made from malt,inclusing ale	0	137 802	0	241 944
2204100000	Sparkling wine	2 725	12 420	42 054	175 574
2204211100	Wine, in containers <= 2 l, alcoholicstrength by volume <= 15%	2 336	115 456	28 845	612 469
2204212100	Grape must,in container <=2 l,alcoholicstrength by volume <= 15%	0	5 545	0	74 122
2204212200	Grape must,in container <=2 l,alcoholicstrength by volume > 15%	12	1 577	188	14 303
2204291100	Wine, in containers > 2 l, alcoholicstrength by volume <= 15%	0	1	0	1
2204301000	Other grape must, alcoholic strength byvolume <= 15%	56 424	348 204	298 732	1 812 728
2204302000	Other grape must, alcoholic strength byvolume > 15%	0	226	0	1 116
2205102000	Vermouth & oth wine,in container <=2 l,alcoholic strength by volu	37	378	591	5 384
2206002000	Sake (rice wine)	0	11 657	0	38 750
2206009900	Other fermented beverages,inclusing	0	9 087	0	24 447
2207100000	Undenatured ethylalcohol of alcoholic	3 908	97 691	9 874	338 016
2207201100	Ethyl alcohol of an alcoholic strength	0	13 282	0	29 296
2207201900	Oth denatured ethyl alcohol, including	179	1 589	1 680	8 939
2207209000	Other ethyl alcohol and other spirits	0	104	0	442
2208205000	Brandy	0	7 946	0	82 561
2208209000	Other spirits obtained by distilling	12 231	104 225	180 882	2 000 425
2208300000	Whiskies	62 300	382 827	580 103	4 894 310
2208400000	Rum & oth spirit obtained by	1 696	18 987	16 703	159 145
2208500000	Gin & geneva	5 848	33 677	70 180	355 569
2208600000	Vodka	13 740	79 713	132 134	816 369
2208700000	Liqueurs & cordials	4 402	53 690	55 291	730 961
2208909000	Other spirituous beverages	795	10 889	7 029	125 184
2209000000	Vinegar and substitutes for vinegarobtained from acetic acid	42 047	876 524	67 767	963 232
2301100000	Flours, meals & pellets, of meat / meatoffal: greaves	9 318 033	57 318 515	8 418 355	42 883 402
2301201000	Flours,meal&pellet,of fish w/ a proteincontent weight <60% /crust	1 657 351	19 532 772	1 492 958	18 059 699
2301202000	Flours,meal&pellet,of fish w/ a proteincontent weight >=60% /cru:	2 242 609	29 736 586	3 326 949	38 791 030
2301209000	Oth flours,meals&pellets unfit for humanconsumpsion	3 844 184	39 390 483	4 878 998	39 798 955
2302100000	Bran, sharps and other residues of maize(corn)	1 052 117	6 026 397	592 203	4 754 092
2302300000	Bran, sharps and other residues of wheat	1 042 015	14 809 709	453 926	5 094 103
2302401000	Bran, sharps and other residues of rice	0	111 506	0	18 738

**I.3. IMPOR MENURUT KOMODITI / IMPORT BY HS COMMODITY**  
**\*\*\* NOVEMBER/NOVEMBER 2012 \*\*\***

HS	Uraian Komoditi Commodity Description	Berat Bersih / Net Weight (Kg)		Nilai / Value C.I.F (US\$)	
		Bulan ini Current Month	Kumulatif Cum.Jan. to date	Bulan ini Current Month	Kumulatif Cum.Jan. to date
2302500000	Bran, sharps and other residues ofleguminous plants	97 400	6 734 800	43 978	2 180 500
2303101000	Residues of starch manufacture of manioc(cassava) or sago	0	79 525	0	182 900
2303109000	Other residues of starch and similarresidues	27 051 893	219 342 916	23 007 067	155 120 320
2303300000	Brewing or distilling dregs and waste	19 343 392	217 154 444	7 347 564	70 124 525
2304001000	Defalted soya been flour, fit for humanconsumpsion	93 300	426 650	64 947	248 352
2304009000	Oil-cake&other solid residues, fromextraction of soyabean oil	370 530 663	3 256 365 469	241 630 193	1 687 996 361
2305000000	Oil-cake&other solid residues,fromextraction of ground-nut oil	0	307 185	0	160 658
2306100000	Oil-cake and other solid residues ofcotton seeds	0	40 000	0	38 836
2306200000	Oil-cake and other solid residues oflinseed	0	6 000	0	6 232
2306300000	Oil-cake and other solid residues ofsunflower seeds	0	306 816	0	86 767
2306411000	Oil-cake and other solid residues of lowerucic acid rape seeds	1 000 357	86 631 962	375 382	23 762 188
2306412000	Oil-cake and other solid residues of lowerucic acid colza seeds	408 720	780 540	186 221	284 457
2306491000	Oil-cake and other solid residues of othrape seeds	6 595 868	59 202 315	2 428 786	17 501 621
2306492000	Oil-cake and other solid residues of othcolza seeds	0	2 106 300	0	536 233
2306500000	Oil-cake and other solid residues ofcoconut/copra	5 000	535 000	216	22 683
2306600000	Oil-cake and other solid residues ofpalm nuts or kernels	0	46 260	0	4 649
2306901000	Oil-cake and other solid residues ofmaize (corn) germ	340 299	26 805 351	275 398	17 411 277
2306909000	Other oil-cake and other solid residues	632 900	20 740 542	195 523	4 783 743
2308000000	Vegetable materials and waste, residuesof a kind used in animal fe	16 211	490 835	10 843	366 416
2309101000	Dog or cat food, put up for retail sale,containing meat	1 046 085	10 457 890	1 240 796	11 458 604
2309109000	Dog or cat food, put up for retail sale,not containing meat	1 873 056	15 409 507	2 087 566	17 031 518
2309901100	Complete feed of a kind suitable forpoultry	371 082	2 996 073	226 492	2 008 883
2309901200	Complete feed of a kind suitable forswine	2 737 447	41 125 302	1 018 116	13 207 884
2309901300	Complete feed of a kind suitable forprawns	111 363	2 059 153	169 501	2 215 724
2309901900	Other complete feed	67 694	1 110 338	77 323	1 459 324
2309902000	Premixes, feed supplements and feedadditives for animal	4 453 138	45 917 873	13 212 460	131 106 176
2309903000	Other preparations of a kind used inanimal feeding, containing me	23 839 114	251 126 902	18 826 418	153 034 321
2309909000	Other preparations of a kind used inanimal feeding, not containinç	16 530 183	166 272 294	13 452 723	112 374 166
2401101000	Virginia tobacco, not stemmed/stripped,flue-cured	982 044	26 662 080	6 134 946	134 532 375
2401102000	Virginia tobacco, not stemmed/stripped,not flue-cured	29 462	2 386 407	116 602	9 028 966
2401104000	Burley tobacco, not stemmed/stripped	59 400	1 182 020	308 326	5 973 267
2401105000	Oth tobacco, not stemmed/stripped,flue-cured	0	823 728	0	4 055 388
2401109000	Oth tobacco, not stemmed/stripped, notflue-cured	1 958 887	11 282 701	10 203 169	69 940 682
2401201000	Virginia tobacco, partly or whollystemmed/stripped,flue-cured	2 589 466	39 212 393	13 363 922	207 597 049
2401202000	Virginia tobacco, partly or whollystemmed/stripped,not flue-curec	0	1 216 382	0	5 640 286
2401203000	Oriental tobacco, partly or whollystemmed/stripped	1 613 198	10 888 139	7 576 155	62 218 071
2401204000	Burley tobacco, partly or wholly stemmed/stripped	941 077	3 297 803	6 565 000	19 111 540
2401205000	Oth tobacco, partly or wholly stemmed/stripped, flue-cured	3 828	2 302 109	633 082	15 150 107
2401209000	Oth tobacco, partly or wholly stemmed/stripped,not flue-cured	581 683	10 976 627	2 931 470	52 812 249
2401301000	Tobacco stems	198 000	10 693 789	193 630	7 697 087
2401309000	Other tobacco refuse	223 160	3 557 203	214 471	3 356 050
2402100000	Cigars, cheroots and cigarillos,containing tobacco	1 486	30 958	19 002	380 540
2402202000	Clove cigarettes	0	21 923	0	175 874
2402209000	Other cigarettes containing tobacco	37 707	561 936	867 128	9 440 399
2402902000	Cigarettes of tobacco substitutes	3 361	22 895	129 591	751 001
2403110000	Water pipa tobacco	0	199 537	0	928 629
2403191100	Ang hoon, packed for retail sale	0	37 296	0	90 442
2403192000	Oth manufactured tobacco for themanufacture of cigarette	790 421	10 915 812	6 180 955	83 754 884
2403199000	Other smoking tobacco, whether or notcontaining tobacco substit	3 750	129 953	159 328	478 574
2403911000	Homogenised or reconstituted tobacco,packed for retail sale	0	1 875	0	14 351
2403919000	Homogenised or reconstituted tobacco,packed not for retail sale	45 191	574 519	287 616	2 359 700
2403991000	Tobacco extracts and essences	0	647	0	9 277
2403999000	Oth manufactures tobacco & manufacturedtobacco substitutes	104 763	139 995	518 455	765 405
2501001000	Table salt	61	5 402	293	2 988
2501002000	Rock salt	2 231	19 123	8 829	62 745
2501005000	Sea water	35	608	1 075	9 706
2501009010	Oth salt cont. at least 94.7% sodiumchloride calculated on a dry ba	125 256 397	2 086 589 217	5 756 905	101 409 335
2501009090	Other salt and sea water	121 575	10 471 642	22 570	867 283
2502000000	Unroasted iron pyrites	0	94 175	0	35 527
2503000000	Sulphur of all kinds, oth than sublimed,precipitated and colloidal s	22 651 959	290 055 045	4 791 166	66 161 112
2504100000	Natural graphite, in powder or in flakes	817 543	10 259 695	382 791	3 973 085
2504900000	Natural graphite,not in powder nor inflakes	159 501	791 683	141 267	1 352 048
2505100000	Silica sands and quartz sands	4 669 426	38 919 179	415 017	7 000 071
2505900000	Other natural sands,whether/not coloredother than metal-bearingç	507 911	3 445 487	308 248	2 492 945
2506100000	Quartz	774 165	10 496 406	67 437	1 459 456
2506200000	Quartzite	80 799	1 842 457	61 821	623 569
2507000000	Kaolin and other kaolinic clays,whetheror not calcined	8 516 045	117 234 524	2 525 495	33 063 216
2508100000	Bentonite	20 236 347	172 648 808	2 947 089	26 723 752
2508300000	Fire-clay	973 953	7 266 512	448 829	3 228 263
2508401000	Fuller's earth	757 920	12 432 117	160 094	2 451 044
2508409000	Other clays	2 287 974	50 036 849	1 030 221	19 519 787

**I.3. IMPOR MENURUT KOMODITI / IMPORT BY HS COMMODITY**  
**\*\*\* NOVEMBER/NOVEMBER 2012 \*\*\***

HS	Uraian Komoditi Commodity Description	Berat Bersih / Net Weight (Kg)		Nilai / Value C.I.F (US\$)	
		Bulan ini Current Month	Kumulatif Cum.Jan. to date	Bulan ini Current Month	Kumulatif Cum.Jan. to date
2508500000	Andalusite, kyanite and sillimanite	148 351	1 765 852	64 546	791 587
2508600000	Mullite	466 793	2 232 800	177 178	830 531
2508700000	Chamotte or dinas earths	84 802	1 776 386	29 945	721 096
2509000000	Chalk	44 248	1 298 865	48 837	651 125
2510101000	Apatite, unground	2 344	852 489	27 224	1 270 356
2510109000	Oth natural calcium phosphates,naturalaluminium calcium phosph	40 685 146	870 008 825	7 092 954	150 741 738
2510209000	Oth natural calcium phosphates,naturalaluminium calcium phosph	40 016	2 454 403	88 178	850 895
2511100000	Natural barium sulphate (barytes)	30 808 768	165 461 721	5 147 178	25 155 804
2511200000	Natural barium carbonate (witherite)	0	78	0	137
2512000000	Siliceous fossil meals and similarsiliceous earths	599 075	4 301 600	338 658	2 876 646
2513100000	Pumice stone	8 981	91 705	24 681	246 977
2513200000	Emery, natural corundum, natural garnetand other natural abrasiv	1 585 401	27 302 771	466 419	9 432 786
2514000000	Slate, whether or not roughly trimmed ormerely cut	56 331	643 344	43 141	325 488
2515110000	Marble and travertine, crude or roughlytrimmed	332 050	5 930 518	51 852	996 983
2515121000	Marble and travertine, merely cut into blocks	2 469 280	34 214 439	536 316	5 931 552
2515122000	Marble and travertine, merely cut into slabs	2 906 364	35 195 300	1 210 099	14 404 097
2515200000	Ecaussine & other calcareous monumentalor building stone: alaba	72 799	72 839	144 831	145 131
2516110000	Granite, crude or roughly trimmed	0	2 921 062	0	73 403
2516121000	Granite, merely cut into blocks	350 426	2 999 310	78 870	930 530
2516122000	Granite, merely cut into slabs	1 753 387	23 470 410	590 584	7 844 444
2516201000	Sandstone,crude or roughly trimmed	21 300	278 177	4 252	183 005
2516202000	Sandstone,merely cut into blocks orslabs	331 003	4 718 613	100 226	943 775
2516900000	Other monumental or building stone	27 284	679 971	6 681	229 138
2517100000	Pebbles, gravel, broken/crushed stonewhether or not heat treatec	44 924 637	398 367 792	618 877	5 300 912
2517200000	Macadam of slag, dross or similarindustrial waste	0	289	0	1 260
2517410000	Granules, chippings and powder of marble	17	173 869	382	34 455
2517490000	Granules, chippings & powder of stoneswhether or not heat treatec	186 709	2 041 204	66 277	640 954
2518100000	Dolomite, not calcined or sintered	0	1 218 951	0	97 517
2518200000	Dolomite, calcined or sintered	855 630	7 409 915	138 425	1 310 869
2518300000	Dolomite, ramming mix	0	1 029 570	0	221 153
2519100000	Natural magnesium carbonate (magnesite)	1 534 007	19 800 197	657 294	8 303 831
2519901000	Fused magnesia; dead-burned magnesia	626 028	9 177 407	88 445	2 198 011
2519902000	Oth magnesium oxide, whether or not pure	3 428 222	26 123 538	1 495 430	11 195 006
2520100000	Gypsum, anhydrite	170 355 373	1 679 839 556	5 322 937	53 095 089
2520201000	Plasters, of a kind use suitable for usein dentistry	3 381	408 612	14 155	168 683
2520209000	Other plasters	2 797 925	103 397 114	393 099	8 581 166
2521000000	Limestone flux; limestone and othercalcareous stone of lime or ce	17 721 018	177 113 609	402 769	5 527 966
2522100000	Quicklime	4 002 000	89 243 319	479 439	10 933 786
2522200000	Slaked lime	4 411 080	10 358 965	643 639	1 871 380
2522300000	Hydraulic lime	0	139 227	0	34 669
2523101000	Cement clinkers, for white cement	36 287	66 309 699	27 050	4 467 967
2523109000	Other cement clinkers	120 031 494	1 612 416 858	6 565 877	94 129 423
2523210000	Portland cement, white cement, whetheror not artificially colore	5 784 074	41 086 433	335 623	2 924 420
2523291000	Portland cement, coloured cement	88 895 014	669 942 273	5 575 211	42 834 979
2523299000	Other portland cements	42 405 493	207 570 630	3 321 589	13 349 876
2523300000	Aluminous cement	521 305	5 258 996	462 108	4 236 752
2523900000	Other hydraulic cements	46 361 000	354 648 782	3 410 429	25 544 709
2524900000	Other asbestos	13 782 003	149 049 291	8 663 842	85 189 879
2525100000	Crude mica and mica rifted into sheetsor splittings	3 306	16 035	9 384	73 769
2525200000	Mica powder	278 690	3 599 675	481 691	4 699 726
2525300000	Mica waste	10 000	10 100	5 561	5 807
2526100000	Natural steatite, not crushed, notpowdered	100 000	1 904 648	28 000	325 021
2526201000	Talc powder, crushed or powdered	8 882 720	90 403 980	2 397 305	21 610 963
2526209000	Oth natural steative, crushed/powdered	137 425	3 109 108	64 858	1 211 443
2528000000	Natural borates and concentrates;naturalboric acid containing < 8%	272 000	1 796 479	164 280	1 120 554
2529100000	Feldspar	53 328 770	327 812 371	3 625 078	26 607 762
2529210000	Fluorspar, containing by weight 97% orless of calcium fluoride	461 990	1 836 281	183 782	750 588
2529220000	Fluorspar, containing by weight morethan 97% of calcium fluoride	57 526	1 195 274	35 885	744 758
2529300000	Leucite; nepheline & nepheline syenite	68 600	2 729 388	20 875	1 068 378
2530100000	Vermiculite, perlite and chlorites,unexpanded	1 699 826	7 956 105	428 691	2 432 404
2530201000	Kieserite	23 263 508	225 930 121	3 891 404	40 672 177
2530202000	Epsomite	0	50 029	0	9 617
2530901000	Zirconium silicates of a kind used asopacifiers	130 400	7 645 297	277 760	4 511 131
2530909000	Other mineral substances not elsewherespecified or included	3 583 299	33 259 333	1 426 174	9 604 133
2601110000	Iron ores and concentrates, other thanroasted iron pyrites :non ag	32 534 300	931 382 826	4 518 910	187 488 376
2601120000	Iron ores and concentrates, other thanroasted iron pyrites :agglon	0	33 670 082	0	14 267 967
2601200000	Roasted iron pyrites	306 792	1 116 366	185 797	671 526
2602000000	Manganese ores & concentrates,includingferruginous manganese,	0	8 700 999	0	1 031 439
2603000000	Copper ores and concentrates	0	39 106 694	0	102 757 536
2604000000	Nickel ores and concentrates	706	1 487	6 021	20 029
2605000000	Cobalt ores and concentrates	20 000	20 000	19 400	19 400

**I.3. IMPOR MENURUT KOMODITI / IMPORT BY HS COMMODITY**  
**\*\*\* NOVEMBER/NOVEMBER 2012 \*\*\***

HS	Uraian Komoditi Commodity Description	Berat Bersih / Net Weight (Kg)		Nilai / Value C.I.F (US\$)	
		Bulan ini Current Month	Kumulatif Cum.Jan. to date	Bulan ini Current Month	Kumulatif Cum.Jan. to date
2606000000	Aluminium ores and concentrates	0	678 872	0	716 027
2607000000	Lead ores and concentrates	0	189 929	0	69 283
2608000000	Zinc ores and concentrates	0	17 145	0	201 633
2609000000	Tin ores and concentrates	106 318	2 234 962	91 823	1 523 654
2610000000	Chromium ores and concentrates	326 000	3 085 483	161 600	1 600 654
2611000000	Tungsten ores and concentrates	0	3 464	0	230 975
2612200000	Thorium ores and concentrates	0	10 000	0	27 000
2613900000	Molybdenum ores and concentrates, not roasted	0	5	0	2 090
2614001000	Titanium ores and concentrates, ilmenite ores and concentrates	18	20 018	2 373	16 631
2614009000	Titanium ores and concentrates, other than ilmenite ores & concer	186 789	4 780 518	452 726	11 974 904
2615100000	Zirconium ores and concentrates	1 033 710	10 325 505	2 251 125	25 465 492
2615900000	Niobium, tantalum or vanadium ores and concentrates	33 099	324 664	273 059	1 290 821
2616900000	Precious metal ores other than silver ores and concentrates	7	1 225	31	160 466
2617100000	Antimony ores and concentrates	5 557	88 858	40 448	576 793
2617900000	Other ores and concentrates.	2 476	501 886	6 280	545 515
2618000000	Granulated slag (slag sand) from the manufacture of iron or steel	0	392 522	0	91 194
2620190000	Slag, ash & residues containing mainly zinc, not hard zinc spelter	0	3 424	0	7 628
2620210000	Slag, ash & residues containing mainly lead, leaded gasoline sludges & ani	0	476	0	120
2620300000	Slag, ash & residues containing mainly copper	7	2 943	180	23 773
2620400000	Slag, ash & residues containing mainly aluminium	4	4	65	65
2620600000	Slag, ash & residues containing arsenic, mercury, thallium or their m	0	12	0	404
2620910000	Slag, ash & residues containing antimony, beryllium, cadmium, chrom	50	310	2 790	4 973
2620991000	Slag & hardhead of tin	0	2 672	0	6 252
2620999000	Other slag, ash & residues, containing metals, arsenic, or their com	0	13	0	172
2621100000	Ash & residues from the incineration of municipal waste	0	182	0	2 890
2621900000	Seaweed ash (kelp)	0	256 603	0	75 605
2701110000	Anthracite	2 898 541	55 848 809	1 871 400	18 995 591
2701121000	Bituminous coal: coking coal	0	53 610	0	31 666
2701129000	Bituminous coal: not coking coal	51 021	830 444	35 596	198 705
2701190000	Other coal, whether or not pulverised but not agglomerated	209 064	2 396 453	180 771	1 452 607
2701200000	Briquettes, ovoids & similar solid fuels manufactured from coal	456 924	4 254 912	145 062	1 324 546
2702100000	Lignite, whether or not pulverised, but not agglomerated	0	23 281	0	26 036
2702200000	Agglomerated lignite	0	248 666	0	505 228
2703001000	Peat, whether or not compressed into bales, but not agglomerated	24 000	322 220	4 823	99 792
2703002000	Agglomerated peat	15 088	78 488	23 904	53 801
2704001000	Coke & semi-coke of coal	4 425 632	91 201 147	1 727 271	35 941 536
2704002000	Coke & semi-coke of lignite or of peat	0	298 347	0	119 444
2704003000	Retort carbon	998 054	6 785 701	242 603	2 060 605
2705000000	Coal gas, water gas, producer gas and similar gases other than petrol	131	1 666	4 660	34 210
2706000000	Tar distilled from coal, from lignite or from peat & other mineral tar	90 000	1 040 760	51 300	712 284
2707200000	Toluol (toluene)	558	51 068	4 845	117 064
2707300000	Xylol (xylenes)	15 702	2 036 748	21 410	2 791 201
2707400000	Napthalene	81 743	1 042 249	126 090	1 751 500
2707500000	Other aromatic hydrocarbon mix. of >= 65% by vol., distils at 250.c, AS	2 558 909	25 987 715	3 307 502	33 020 823
2707910000	Creosote oils	10 000	18 307 221	21 575	12 297 295
2707991000	Carbon black feedstock	13 600	94 734	38 101	246 408
2707999000	Other products of the distilled of high temperature coal tar	3 051 798	25 120 582	3 452 038	28 132 377
2708100000	Pitch	3 642 428	23 036 472	2 344 343	15 098 462
2709001000	Crude petroleum oil	1 164 392 195	11 599 764 596	1 013 864 151	10 014 692 343
2709009000	Other petroleum oil, crude	6 000	208 238	295	337 206
2710121100	Motor spirit, of RON 97 and above, leaded	0	41 194 150	0	47 622 232
2710121200	Motor spirit, of RON 97 and above, unleaded	0	5 877 921	0	6 248 740
2710121300	Motor spirit, of RON 90 and above, but below RON 97, leaded	12 469 932	142 470 053	13 621 628	141 904 926
2710121400	Motor spirit, of RON 90 and above, but below RON 97, unleaded	0	46 836 148	0	50 056 421
2710121500	Other motor spirit, leaded	0	32 096 365	0	34 292 674
2710121600	Other motor spirit, unleaded	1 274 193 804	11 867 865 740	1 273 178 791	12 625 617 675
2710122000	Aviation spirit, not of a kind used as jet fuel	301 276	2 129 418	709 042	4 512 894
2710123000	Tetra propylene	0	3 980 938	0	4 863 090
2710124000	White spirit	40 300	6 977 085	65 085	8 499 624
2710125000	Low aromatic solvents containing by weight <= 1 % aromatic conte	1 246 295	24 845 174	2 071 997	37 102 333
2710126000	Other solvent spirits	1 497	27 654	5 996	138 115
2710127000	Napthalene, reformed and other preparations of a kind used for bleedin	158 874 490	1 379 736 005	153 955 722	1 335 847 549
2710128000	Other Alfa olefins	12 045	67 436	27 727	187 249
2710129000	Other petroleum oil, light oil & other than crude	612 616	40 364 201	972 294	49 674 575
2710192000	Topped crudes	323 424	2 016 377	394 017	3 654 372
2710193000	Carbon black feedstock	2 732	128 994 526	3 040	85 249 365
2710194100	Lubricating oil base stock	18 391 560	171 729 253	22 104 151	231 405 559
2710194200	Lubricating oils for aircraft engines	27	130 648	217	787 984
2710194300	Other lubricating oils	6 842 546	113 566 476	18 784 980	276 960 182
2710194400	Lubricating greases	1 332 427	20 058 363	4 019 023	57 578 767
2710195000	Hydraulic brake fluid	27 805	193 170	129 441	868 692

**I.3. IMPOR MENURUT KOMODITI / IMPORT BY HS COMMODITY**  
**\*\*\* NOVEMBER/NOVEMBER 2012 \*\*\***

HS	Uraian Komoditi Commodity Description	Berat Bersih / Net Weight (Kg)		Nilai / Value C.I.F (US\$)	
		Bulan ini Current Month	Kumulatif Cum.Jan. to date	Bulan ini Current Month	Kumulatif Cum.Jan. to date
2710196000	Transformer and circuit breakers oils	709 742	15 657 027	941 560	20 824 289
2710197100	Automotive diesel fuel	863 799 553	7 394 652 715	794 384 311	6 999 740 846
2710197200	Other diesel fuel	202 772 821	2 281 148 978	192 645 234	2 201 587 965
2710197900	Other fuel oils	24 687 460	507 318 632	17 277 872	471 007 788
2710198100	Aviation turbine fuel (jet fuel) having a flash point of 23-c or more	1 000	1 000	223	223
2710198200	Aviation turbine fuel (jet fuel) having a flash point of less than 23-c	89 151 389	520 477 474	93 342 560	541 455 746
2710198910	Normal paraffin	6 346 174	77 916 695	8 717 429	109 322 804
2710198990	Other medium oils and preparations	2 033 124	10 685 171	3 450 542	17 204 684
2710199000	Other of diesel fuel, fuel oils	3 126 013	69 658 456	4 806 295	93 509 848
2710200000	Petroleum oils and obtained from bituminous minerals (other than crude)	0	6 422	0	35 716
2710990000	Other waste oils	0	49 234	0	72 917
2711110000	Liquid natural gas	184	733	16 514	26 771
2711120000	Liquid propane	166 816 459	1 259 930 287	175 552 181	1 214 680 093
2711130000	Liquid butanes	211 420 604	1 650 010 152	215 461 483	1 592 086 581
2711141000	Liquid ethylene	7 027	19 475	27 679	59 395
2711149000	Liquid propylene, butylene & butadiene	20	146 275	2 856	367 168
2711190000	Other liquid petroleum gas	77	22 582 722	1 872	28 326 263
2711211000	Natural gas of a kind used as a motor fuel	0	30 302	0	7 619
2711290000	Other natural gas in gaseous state	10 253	97 913	54 729	1 159 650
2712100000	Petroleum jelly	235 139	2 960 332	479 743	6 431 154
2712200000	Paraffin wax containing by weight < 0.75% of oil	816 697	7 989 209	1 105 171	11 126 931
2712901000	Other paraffin wax containing by weight >= 0.75% of oil	859 886	11 248 745	1 190 635	16 601 011
2712909000	Microcrystalline petroleum wax, slack wax, ozokerite, lignite wax, etc.	452 549	4 823 420	1 106 367	12 815 978
2713110000	Petroleum coke, not calcined	19 280	74 456 200	7 712	14 367 547
2713120000	Petroleum coke, calcined	10 538 968	45 658 805	6 269 206	28 682 646
2713200000	Petroleum bitumen	87 099 746	691 919 774	57 513 429	456 051 340
2713900000	Other residues of petroleum oils or of oils obtained from bituminous	0	7	0	1 175
2714100000	Bituminous or oil shale and tar sands	319 617	3 661 675	271 318	2 156 546
2714900000	Asphaltes and asphaltic rocks	6 007 797	37 621 876	4 457 534	27 098 485
2715000000	Bituminous mix. based on natural asphalt on natural bitumen, on	90 543	1 635 354	281 873	3 121 412
2716000000	Electrical energy	73 711	415 147	18 147	255 409
2801100000	Chlorine	236 671	2 965 446	168 620	2 086 002
2801200000	Iodine	695	23 691	10 921	685 066
2801300000	Fluorine; bromine	293	64 773	13 703	965 706
2802000000	Sulphur, sublimed or precipitated, colloidal sulphur	33 240 083	187 072 351	7 276 999	54 230 244
2803002000	Acetylene black	306 269	4 738 232	858 843	12 699 445
2803004010	Rubber grade of other carbon black	11 785 642	111 929 864	13 202 530	134 642 076
2803004090	Other rubber grade of other carbon black	33 846	4 102 974	111 272	6 147 522
2803009000	Other acetylene black of other carbon	2 635 304	19 224 500	3 785 184	30 904 337
2804100000	Hydrogen	173 500	1 321 753	73 527	541 337
2804210000	Argon	1 054 790	10 289 784	764 086	7 093 247
2804290000	Other rare gases	231 713	1 867 893	494 441	3 874 249
2804300000	Nitrogen	1 239 054	18 585 483	263 852	52 362 755
2804400000	Oxygen	1 091 657	22 098 132	747 222	7 559 445
2804500000	Boron; tellurium	434	5 766	403	14 208
2804610000	Silicon, containing by weight >= 99.99%	9 766	181 269	1 121 723	16 094 290
2804690000	Silicon, containing by weight < 99.99%	617 901	8 512 535	1 325 847	19 243 311
2804700000	Phosphorus	21 249	299 555	987 846	16 886 463
2804800000	Arsenic	0	84 007	0	142 707
2804900000	Selenium	1 561	33 607	105 559	1 715 953
2805110000	Sodium	93 400	734 914	143 553	1 376 983
2805120000	Calcium	4 184	70 101	19 091	74 454
2805190000	Other alkali or alkaline-earth metals	65 331	1 888 962	455 125	7 965 126
2805300000	Rare-earth metals, scandium & yttrium whether or not intermixed	0	357	0	3 809
2805400000	Mercury	50	947	9 280	194 302
2806100000	Hydrogen chloride (hydrochloric acid)	209 555	9 634 226	70 169	2 404 494
2806200000	Chlorosulphuric acid	0	119	0	1 953
2807000000	Sulphuric acid; oleum.	26 528 732	461 419 193	1 789 994	34 986 702
2808000000	Nitric acid; sulphonitric acids	1 147 409	11 621 709	523 018	6 004 588
2809100000	Diphosphorus pentoxide	0	40 925	0	103 510
2809203100	Hypophosphoric acids, food grade	557 394	15 601 809	539 756	13 874 521
2809203900	Phosphoric acids, hypophosphoric acids, except hypophosphoric acids; food grade	6 718 524	22 508 359	5 308 548	20 030 376
2809209100	Hypophosphoric acids, not food grade	93	10 649 802	1 608	9 173 582
2809209900	Phosphoric acids, hypophosphoric acids, except hypophosphoric acids; not food grade	10 680 815	274 873 644	10 632 728	265 490 151
2810000000	Oxide of boron; boric acids	531 069	4 255 527	549 436	4 316 487
2811110000	Hydrogen fluoride (hydrofluoric acid)	105 935	1 033 475	127 737	1 378 334
2811191000	Arsenic acid	16 003	1 388 404	11 595	232 412
2811199010	Sulphamic acid	126 079	2 646 085	52 163	1 617 017
2811199090	Other inorganic acids, except sulphamic acid, arsenic acid and hydrofluoric acid	22 412	26 762	41 879	76 329
2811210000	Carbon dioxide	442 541	6 463 473	289 402	3 909 989
2811221000	Silica powder	2 929 673	26 371 787	2 682 287	26 037 042



**I.3. IMPOR MENURUT KOMODITI / IMPORT BY HS COMMODITY**  
**\*\*\* NOVEMBER/NOVEMBER 2012 \*\*\***

HS	Uraian Komoditi Commodity Description	Berat Bersih / Net Weight (Kg)		Nilai / Value C.I.F (US\$)	
		Bulan ini Current Month	Kumulatif Cum.Jan. to date	Bulan ini Current Month	Kumulatif Cum.Jan. to date
2811229000	Other Silicon powder	1 965 095	18 112 376	1 724 591	17 024 271
2811291000	Diarsenic pentaoxide	0	44	0	2 104
2811292000	Sulphur dioxide	0	1 975	0	8 415
2811299000	Other inorganic oxygen compounds of nonmetals	52 583	1 015 441	128 072	2 529 914
2812100000	Chlorides and chloride oxides	0	173 413	0	375 488
2812900000	Other halides and halide oxides of non metals	20 104	77 041	156 653	2 302 991
2813100000	Carbon disulphide	1 770 060	4 010 460	1 568 159	3 577 518
2813900000	Other sulphides of non-metal	28	28 790	832	222 329
2814100000	Anhydrous ammonia	35 499 943	315 129 401	27 166 384	188 435 074
2814200000	Ammonia in aqueous solution	8 131	75 080	22 169	318 013
2815110000	Sodium hydroxide (caustic soda), solid	1 274 129	12 689 428	945 366	8 384 599
2815120000	Sodium hydroxide (caustic soda), in aqueous solution (lye or liquid)	33 364	38 345 308	40 871	12 460 934
2815200000	Potassium hydroxide (caustic potash)	1 086 818	12 097 267	1 334 229	14 203 445
2815300000	Peroxides of sodium or potassium	2 458	110 829	30 949	566 126
2816100000	Hydroxide and peroxide of magnesium	48 960	691 306	136 214	2 123 398
2816400000	Oxides, hydroxides & peroxides, of strontium or barium	75 543	331 502	55 224	1 417 092
2817001000	Zinc oxide	740 897	7 925 290	1 489 982	16 834 929
2817002000	Zinc peroxide	6 320	155 814	11 563	922 021
2818100000	Artificial corundum, whether or not chemically defined	427 453	3 762 584	373 403	3 241 390
2818200000	Aluminium oxide, other than artificial corundum	68 871 757	472 062 428	25 145 515	182 794 378
2818300000	Aluminium hydroxide	4 691 985	90 523 071	1 917 845	30 013 452
2819100000	Chromium trioxide	129 801	684 739	567 592	2 914 984
2819900000	Other chromium oxides and hydroxides	25 513	369 295	107 519	2 109 554
2820100000	Manganese dioxide	1 512 595	19 435 019	2 508 313	31 718 255
2820900000	Other manganese dioxide	98 210	1 382 117	133 703	2 161 313
2821100000	Iron oxides and hydroxides	1 483 791	11 844 430	1 817 096	15 223 552
2821200000	Earth colors containing >=70% by weight of combined iron evaluated	4	12 624	674	67 303
2822000000	Cobalt oxides and hydroxides, commercial cobalt oxides	12 911	196 315	127 510	2 074 941
2823000000	Titanium oxides	642 755	7 001 521	2 150 734	24 949 776
2824100000	Lead monoxide (litharge, massicot)	32 118	257 461	139 403	1 083 730
2824900000	Red lead and orange lead	325	125 823	4 209	349 901
2825100000	Hydrazine, hydroxylamine, and their inorganic salt	128 222	1 449 209	478 603	5 229 262
2825200000	Lithium oxide and hydroxide	235	75 553	2 054	490 444
2825300000	Vanadium oxides and hydroxides	0	33 398	0	544 792
2825400000	Nickel oxides and hydroxides	28 602	201 351	439 557	3 084 119
2825500000	Copper oxides and hydroxides	21 567	923 651	127 961	6 317 261
2825600000	Germanium oxides and zirconium dioxide	153	2 060	2 775	40 088
2825700000	Molybdenum oxides and hydroxides	3 474	21 104	29 162	228 064
2825800000	Antimony oxides	66 700	780 947	637 933	7 831 201
2825900000	Other peroxides	26 659	1 968 755	205 638	2 373 655
2826120000	Fluorides of aluminium	0	47 305	0	113 623
2826190000	Other fluorides	146 717	1 308 668	154 109	1 258 607
2826300000	Sodium hexafluoroaluminate (synthetic cryolite)	24 018	443 956	59 007	3 452 900
2826900000	Other complex fluorine salt	287 947	1 371 966	351 088	2 431 405
2827100000	Ammonium chloride	7 767 721	19 048 314	2 024 115	4 873 623
2827201000	Calcium chloride, commercial grades	418 352	3 443 840	118 361	1 263 729
2827209000	Calcium chloride, not commercial grades	640 935	10 921 015	166 323	3 469 327
2827310000	Other chlorides of magnesium	111 615	1 091 957	136 344	936 943
2827320000	Other chlorides of aluminium	921 054	16 288 055	367 022	6 553 499
2827350000	Other chlorides of nickel	13 129	176 726	56 357	1 225 766
2827391000	Other chlorides of barium or of cobalt	33 681	699 138	60 410	458 060
2827392000	Other chlorides of iron	269	147 486	5 646	156 321
2827399000	Other chlorides	353 439	3 091 096	428 576	3 553 524
2827410000	Chloride oxides & chloride hydroxides, of copper	17 041	156 248	162 509	1 388 241
2827490000	Other chloride oxides & chloride hydroxides	322 410	3 511 520	275 866	2 235 896
2827510000	Bromides of sodium or of potassium	64 142	870 150	254 838	2 656 392
2827590000	Other bromides of sodium or of potassium	21 038	488 522	42 727	980 916
2827600000	Iodides and iodide oxides	1 709	28 686	39 960	804 934
2828100000	Commercial calcium hypochlorite & other calcium hypochlorites	236 913	1 763 566	309 008	2 095 036
2828901000	Sodium hypochlorite	17 529	165 837	7 653	97 333
2828909000	Other hypochlorite	71 698	2 051 458	87 781	1 759 327
2829110000	Chlorates of sodium	0	13 490 418	0	9 877 577
2829190000	Other chlorates	200 009	2 708 621	208 302	3 329 809
2829901000	Sodium perchlorate	60 005	180 846	71 179	243 186
2829909000	Other perchlorates; bromates and perbromates; iodates and periodates	7 672	93 251	353 180	1 567 062
2830100000	Sodium sulphides	309 597	8 455 810	173 506	6 148 552
2830901000	Cadmium sulphide or zinc sulphide	0	12	0	222
2830909000	Polysulphides, whether or not chemically defined	2 083	209 403	28 371	332 482
2831100000	Dithionites and sulphonylates of sodium	1 179 450	8 399 953	1 703 985	12 945 292
2831900000	Other dithionites and sulphonylates	5 430	142 054	25 557	363 429
2832100000	Sodium sulphites	3 782 711	21 107 480	1 573 229	9 779 764

**I.3. IMPOR MENURUT KOMODITI / IMPORT BY HS COMMODITY**  
**\*\*\* NOVEMBER/NOVEMBER 2012 \*\*\***

HS	Uraian Komoditi Commodity Description	Berat Bersih / Net Weight (Kg)		Nilai / Value C.I.F (US\$)	
		Bulan ini Current Month	Kumulatif Cum.Jan. to date	Bulan ini Current Month	Kumulatif Cum.Jan. to date
2832200000	Other sulphites	121 177	932 049	78 873	674 199
2832300000	Thiosulphates	100 162	1 553 871	40 565	756 772
2833110000	Disodium sulphate	11 603 146	191 219 317	1 661 486	25 209 091
2833190000	Other sodium sulphates	31 442	48 168 477	76 759	6 148 838
2833210000	Magnesium sulphate	228 682	11 126 851	110 367	2 780 219
2833221000	Aluminium sulphate :commercial grade	0	80 044	0	119 651
2833229000	Aluminium sulphate: not commercial grade	17	23 361	317	36 845
2833240000	Nickel sulphate	47 043	485 049	307 083	3 555 095
2833250000	Copper sulphate	1 078 961	14 593 618	2 473 425	34 854 252
2833270000	Barium sulphate	299 017	2 274 492	271 893	2 245 624
2833292000	Tribasic lead sulphate	41 053	1 453 899	63 599	1 597 018
2833293000	Other sulfat of chromium	313 000	3 514 740	211 071	2 704 277
2833299000	Other sulfat	462 756	7 958 469	301 838	4 339 868
2833300000	Alums	20 005	203 175	9 666	97 115
2833400000	Peroxosulphates (persulphates)	85 025	1 508 720	106 340	1 780 773
2834100000	Nitrites	104 743	3 047 034	55 008	1 747 984
2834210000	Potassium nitrates	50 162	1 347 144	39 258	1 370 360
2834291000	Nitrates of bismuth	1 536	14 170	6 239	54 229
2834299000	Other nitrates	347 490	2 412 345	452 762	2 719 354
2835100000	Phosphinates (hypophosphites)and phosphonates (phosphites)	28 980	427 883	219 710	1 646 941
2835220000	Phosphates of mono- or disodium	228 541	2 034 344	176 997	2 118 839
2835240000	Phosphates of potassium	416 273	3 805 660	762 983	7 549 386
2835251000	Calcium hydrogenothphosphate ("dicalciumphosphate"); feed gra	5 180 527	66 962 047	2 948 994	39 580 107
2835259000	Calcium hydrogenothphosphate ("dicalciumphosphate"); unfeed g	266 594	2 797 551	191 034	2 249 792
2835260000	Other phosphates of calcium	737 242	17 677 777	580 230	12 703 954
2835291000	Other phosphates of trinitrium	182 543	1 890 124	97 603	1 076 450
2835299000	Other phosphates	99 686	1 142 149	168 718	2 097 718
2835311000	Sodium triphosphate(sodium tripolyphosphate); food grade	95 799	1 573 143	101 281	1 961 845
2835319000	Sodium triphosphate(sodium tripolyphosphate); unfood grade	1 708 477	14 587 232	1 694 211	15 782 513
2835391000	Tetranatrium pirofosfat	28 531	771 971	70 254	1 741 971
2835399000	Other polyphosphates	609 234	6 130 473	1 161 512	11 757 019
2836200000	Disodium carbonate	69 813 061	791 917 572	17 435 614	203 933 507
2836300000	Sodium hydrogencarbonate(sodium bicar bonate)	7 273 241	78 052 275	2 424 546	26 512 049
2836400000	Potassium carbonates	505 562	8 382 573	571 217	9 087 426
2836500010	Calcium carbonate; food orpharmaceutical grade	292 432	7 082 534	172 437	3 507 850
2836500090	Calcium carbonate; not food orpharmaceutical grade	15 169 759	101 548 713	2 595 309	20 470 491
2836600000	Barium carbonate	262 029	4 656 756	220 697	3 136 771
2836910000	Lithium carbonates	3 012	11 773	18 958	81 512
2836920000	Strontium carbonate	136 150	845 708	107 000	620 411
2836991000	Commercial ammonium carbonate	367 499	2 691 440	157 263	1 483 887
2836992000	Lead carbonates	13	20	188	339
2836999000	Other calcium carbonate	534 695	6 910 770	711 444	7 584 604
2837110000	Cyanides and cyanide oxides, of sodium	723 000	7 220 105	2 676 455	21 981 996
2837190000	Other cyanides and cyanide oxides	158	26 641	11 285	361 027
2837200000	Complex cyanides	0	216 002	0	94 325
2839110000	Sodium metasilicates	403 067	3 743 402	173 462	1 700 351
2839191000	Sodium silicates	3 050 958	35 144 405	846 134	9 737 091
2839199000	Other silicates of sodium; commercialalkali metal silicates	883 756	6 963 880	816 664	5 610 041
2839900000	Other silicates; commercial alkali metalsilicates	630 532	8 824 098	909 763	10 202 852
2840110000	Anhydrous; disodium tetraborate(refined borax)	0	29 435	0	29 454
2840190000	Other disodium tetraborate(refined borax)	96 000	54 147 245	62 880	33 868 443
2840200000	Other borates	61 344	272 549	198 664	1 011 332
2840300000	Peroxoborates (perborates)	15	33 431	335	112 480
2841300000	Sodium dichromate	678	348 229	1 333	596 934
2841500000	Other chromates and dichromates,peroxochromates	3 707	49 756	20 181	270 019
2841610000	Potassium permanganate	100 000	517 815	245 000	1 395 931
2841690000	Other manganit, manganat	15 000	140 712	53 517	642 222
2841700000	Molybdates	551	25 365	14 348	417 668
2841800000	Tungstates (wolframates)	28	20 362	922	77 868
2841900000	Oth salts of oxometallic orperoxometallic acids	3 860	149 386	56 188	961 320
2842100000	Double/complex silicates,includ aluminosilicates w.or not chemica	2 522 344	20 957 996	1 459 300	13 413 774
2842901000	Sodium arsenite	0	15 685	0	1 103 783
2842902000	Copper and/or chromium salts	212	2 302	1 474	11 140
2842903000	Oth fulminates, cyantates andthiocyanates	54	24 751	1 458	79 930
2842909000	Oth salts of inorganic acids/peroxoacidincl aluminosillicates , oth t	6 560	662 634	58 752	2 834 785
2843100000	Colloidal precious metals	96	46 992	13 018	2 576 233
2843210000	Silver nitrate	135	8 962	18 088	565 360
2843290000	Other silver compounds	1 800	16 488	177 473	2 482 299
2843300000	Gold compounds	208	4 450	348 116	2 416 393
2843900000	Other amalgams and other compoundcolloidal precious metals	943	19 791	210 309	1 549 061
2844109000	Ceramic products & mixtures containingnatural uranium	0	11	0	20 993

**I.3. IMPOR MENURUT KOMODITI / IMPORT BY HS COMMODITY**  
**\*\*\* NOVEMBER/NOVEMBER 2012 \*\*\***

HS	Uraian Komoditi Commodity Description	Berat Bersih / Net Weight (Kg)		Nilai / Value C.I.F (US\$)	
		Bulan ini Current Month	Kumulatif Cum.Jan. to date	Bulan ini Current Month	Kumulatif Cum.Jan. to date
2844209000	Ceramics products & mixtures containing uranium enriched in u235	0	45	0	176
2844401100	Radium and its salts	24	504	5 523	128 656
2844401900	Other radioactive elements & isotopes & compounds, radioactive r	987	7 269	227 441	1 090 785
2844409000	Ceramic products & mixtures containing isotop or compound, radio	1 197	14 928	540 379	4 346 819
2845100000	Heavy water (deuterium oxide)	0	11 400	0	30 763
2845900000	Other isotops other than those heading 28.44	75	8 610	6 413	32 168
2846100000	Cerium compounds	3 604	35 931	71 690	898 594
2846900000	Other compounds, inorganic or organic of rare-earth metal	20 055	83 157	258 189	2 096 270
2847001000	Liquid hydrogen peroxide, whether or not solidified with urea	834 243	21 525 040	406 188	11 059 963
2847009000	Other hydrogen peroxide, whether or not solidified with urea othe	108 791	504 680	76 831	360 809
2848000000	Phosphides, whether or not chemically defined excluding ferropho	10 080	68 029	70 560	424 254
2849100000	Carbides, whether or not chemically defined of calcium	897 143	10 508 678	498 828	7 282 536
2849200000	Carbides, whether or not chemically defined of silicon	125 100	1 153 113	265 422	2 336 470
2849900000	Carbides, whether or not chemically defined of other material	3 075	402 473	160 778	5 036 430
2850000000	Hydrides, nitrides, azides, silicides and borides, oth then compoun	18 178	30 445	87 427	415 103
2852101000	Mercury sulphate whether chemically defined	9	248	1 449	44 080
2852102000	Mercury compounds of a kind used as luminophores	0	22	0	7 971
2852109000	Inorganic or organic compounds of mercury chemically defined	32	547	6 727	104 000
2852901000	Mercury tannates, not chemically defined	0	3 631	0	110 869
2852909000	Inorganic or organic compounds of mercury not chemically defined	330	116 460	12 331	925 422
2853000000	Other inorganic compounds (incl distil/conductivity water of simi	1 143	12 828	10 765	108 550
2901100000	Saturated acyclic hydrocarbons.	627 432	10 010 244	896 967	15 834 089
2901210000	Ethylene	66 244 544	641 280 664	89 108 197	783 320 178
2901220000	Propene (propylene)	24 954 344	274 600 843	31 753 330	353 126 104
2901230000	Butene (butylene) and isomers thereof	2 896 271	25 972 841	4 097 081	39 355 656
2901240000	Buta-1, 3-diene and isoprene	1 210 637	41 444 397	2 226 786	111 557 302
2901291000	Acetylene	37 289	397 932	102 322	381 875
2901299010	Linier alpha olefin	1 001 055	12 152 374	1 540 565	18 601 440
2901299090	Other acyclic hydrocarbons	198	168 928	7 540	604 147
2902110000	Cyclohexane	28 784	348 765	69 699	654 055
2902190000	Other cyclanes	185 409	2 517 556	413 422	5 299 315
2902200000	Benzene	16 838 318	207 065 236	22 323 792	244 087 088
2902300000	Toluene	11 810 921	116 451 698	14 811 593	141 023 809
2902410000	O-xylene	4 158 658	33 878 644	6 178 688	50 852 864
2902420000	M-xylene	0	2	0	413
2902430000	P-xylene	62 157 809	614 988 093	96 698 783	914 276 623
2902440000	Mixed xylene isomers	4 986 454	28 017 405	6 171 566	35 324 580
2902500000	Styrene	381 147	4 782 710	619 225	7 192 648
2902600000	Ethylbenzene	60	250	2 192	6 806
2902700000	Cumene	959 174	2 840 196	1 621 877	4 458 622
2902901000	Dodecylbenzene	2 669	916 804	9 614	1 985 229
2902902000	Alkylbenzenes	5 068	523 398	9 466	1 148 284
2902909000	Other cyclic hydrocarbons.	629 904	6 710 353	1 068 417	14 020 031
2903111000	Methyl chloride	44 443	825 232	53 194	1 219 672
2903119000	Ethyl chloride	0	7 268	0	57 790
2903120000	Dichloromethane (methylene chloride)	1 015 303	9 872 657	646 586	7 156 480
2903130000	Chloroform (trichloromethane)	2 424	48 110	21 513	198 147
2903150000	Ethylene dichloride (ISO) 1,2-dichloroethane	341	1 283	7 051	20 439
2903191000	1,2-dichloroethane (ethylene dichloride) and dichlorobutates	0	26 172	0	44 739
2903199000	Other Saturated chlorinated derivatives of acyclic hidrocarbons	228 372	1 933 668	241 182	2 394 419
2903210000	Vinyl chloride (chloroethylene)	17 277 703	119 804 959	14 984 914	107 102 703
2903220000	Trichloroethylene	101 576	3 484 256	110 042	2 735 161
2903230000	Tetrachloroethylene (perchloroethylene)	199 273	1 064 902	318 455	1 910 205
2903290000	Other unsaturated chlorinated derivatives of acyclic hydrocarbons	48 125	363 115	138 097	1 666 102
2903310000	Ethylene dibromide (iso) (1,2-dibromoethane)	20 000	258 611	79 900	702 170
2903391000	Methyl bromide	16 000	226 438	109 120	1 129 077
2903399000	Oth fluorinated, brominated/iodinated derivative of acyclic hydroc	69 865	1 474 233	381 976	6 682 385
2903710000	Chlorodifluoromethane	89 214	3 393 013	138 236	8 195 075
2903720000	Diclorotrifluoroethanes	0	137 754	0	967 088
2903730000	Diclorodifluoroethanes	20 000	825 561	42 000	1 924 441
2903740000	Chlorodifluoroethanes	45 960	300 686	171 048	1 662 457
2903750000	Dicloropentafluoropropanes	3 925	24 903	118 592	436 047
2903770000	Other, perhalogenated only with fluorine and chlorine	0	20 000	0	80 600
2903780000	Other perhalogenated derivatives	3 449	150 563	4 125	511 284
2903790000	Oth halogenated derivatives of acyclic hidrocarbons cont. two/mc	17 100	559 253	102 600	1 466 411
2903810000	1, 2, 3, 4, 5, 6-hexachlorocyclohexane (HCH (ISO)), incl. lindane (ISC	0	650	0	52 650
2903820000	Aldrin (iso), chlordane (iso), heptachlor	0	6	0	420
2903890000	Other halogenated derivatives of cyclanic cyclenic/cycloterpenic h	13 204	111 315	13 568	461 218
2903910000	Chlorobenzene, o-dichlorobenzene and p-dichlorobenzene	293 188	4 548 046	494 218	8 193 798
2903920000	Oth hexachlorobenzene (ISO) and DDT (ISO) (clfenotane (INN), 1,1,1	0	19	0	152
2903990000	Oth halogenated derivatives of aromatic hidrocarbons	18 416	552 843	29 356	1 114 914

**I.3. IMPOR MENURUT KOMODITI / IMPORT BY HS COMMODITY**  
**\*\*\* NOVEMBER/NOVEMBER 2012 \*\*\***

HS	Uraian Komoditi Commodity Description	Berat Bersih / Net Weight (Kg)		Nilai / Value C.I.F (US\$)	
		Bulan ini Current Month	Kumulatif Cum.Jan. to date	Bulan ini Current Month	Kumulatif Cum.Jan. to date
2904100000	Derivatives containing only sulphogroups their salts and ethyl este	98 111	2 181 851	267 336	3 991 971
2904201000	Trinitrotoluene	0	64 704	0	140 071
2904209000	Oth derivatives containing only nitro or only nitroso groups	7	38 765	195	107 989
2904900000	Oth sulphonated, nitrated or nitrosated derivatives of hydrocarbor	67 882	567 674	252 232	1 501 297
2905110000	Methanol (methyl alcohol)	20 929 573	242 825 368	8 053 393	95 993 662
2905120000	Propan-1-ol(propyl alcohol) &propan-2- ol (isopropyl alcohol)	1 962 493	20 585 195	2 850 147	27 746 672
2905130000	Butan-1-ol (n-butyl alcohol)	3 723 322	33 985 502	5 162 085	46 347 930
2905140000	Other butanols	505 366	6 887 086	612 823	8 935 542
2905160000	Octanol (octyl alcohol) and isomersthereof	5 267 008	40 183 675	9 219 069	66 218 660
2905170000	Dodecan-1-ol (lauryl alcohol), hexadecan-1-ol, and octadecan-1-ol	88 581	902 653	224 993	2 433 501
2905190000	Other saturated monohydric alcohols	493 723	6 167 504	956 027	10 311 690
2905220000	Acyclic terpene alcohols	144 228	1 701 394	1 357 608	15 328 586
2905290000	Other unsaturated monohydric alcohols	19 671	181 822	177 878	1 801 540
2905310000	Ethylene glycol (ethanediol)	38 006 516	370 883 892	46 514 728	426 181 209
2905320000	Propylene glycol (propane-1, 2- diol)	3 503 040	34 201 120	5 671 133	59 107 133
2905390000	Other diols	197 298	3 682 938	799 253	12 830 695
2905410000	2-ethyl-2-(hydroxymethyl) propane-1,3-(trimethylolpropane)	17 169	791 871	49 995	2 020 098
2905420000	Pentaerythritol	403 224	4 317 739	689 270	6 875 435
2905430000	Mannitol	86	320 730	2 867	1 642 060
2905440000	D-glucitol (sorbitol)	97 521	1 974 107	230 984	1 991 000
2905450000	Glycerol	552 515	2 057 475	476 930	2 001 452
2905490000	Other polyhydric alcohols	226 425	1 936 069	523 393	4 440 076
2905510000	Ethchlorvynol (INN)	0	451	0	735
2905590000	Other halogenated, sulphonated,nitrated derivatives of acyclic alc	30 108	432 125	90 782	2 450 183
2906110000	Menthol	109 793	721 950	3 606 685	22 151 479
2906120000	Cyclohexanol, methylcyclohexanols anddimethylcyclohexanols	1 402	4 697	26 071	80 402
2906130000	Sterols and inositols	14 376	213 504	262 162	3 256 581
2906190000	Other cyclanic, cyclenic/cycloterpenic	75 468	558 238	1 271 836	9 013 323
2906210000	Benzyl alcohol	5 804	524 405	25 183	1 349 460
2906290000	Other aromatic	48 989	505 909	244 404	3 261 161
2907110000	Phenol (hydroxybenzene) and its salts	330 641	13 442 322	544 410	20 007 044
2907120000	Cresols and their salts	145	550 724	3 758	1 594 233
2907130000	Octylphenol, nonylphenol and theirisomers, salts thereof	292 423	2 840 213	608 325	6 318 576
2907150000	Naphthols and their salts	86 068	379 758	217 329	1 022 388
2907190000	Other monophenols	85 194	1 456 382	263 828	4 279 869
2907210000	Resorcinol and its salts	54 070	411 896	295 297	2 267 507
2907220000	Hydroquinone (quinol) and its salts	25 578	286 093	242 931	2 782 791
2907230000	4,4-isopropylidenediphenol (bisphenol a, diphenylolpropane) and	39 262	526 903	88 104	977 270
2907291000	Phenol-alcohols	16 443	97 125	67 428	338 935
2907299000	Other polyphenols; phenol-alcohols	23 398	239 276	231 445	2 035 615
2908110000	Pentachlorophenol (ISO)	0	28 856	0	257 958
2908190000	Oth derivatives containing only halogensubtituents and their salts	323	156 382	3 493	1 331 404
2908910000	Dinoseb (ISO) and its salts	0	180 088	0	729 170
2908920000	4,6-dinitro-o-cresol (DNOC (ISO) and its salts	1	2 001	49	21 149
2908990000	Oth halogenated, sulphonated, nitratedor nitrosated deriv. of phe	12 378	62 592	151 434	568 922
2909110000	Diethyl ether	0	218	0	2 224
2909190000	Oth acyclic ethers and their halogenated, sulphonated, nitrated or	35 228	69 327	165 086	1 068 136
2909200000	Cyclanic, cyclenic or cycloterpenicethers & their halogenated,sulph	605	42 655	9 630	2 760 058
2909300000	Aromatic ethers & their halogenated,sulphonated, or nitrosated d	120 899	1 099 534	1 108 986	8 570 737
2909410000	2,2-oxydiethanol (diethylene glycol,digol)	123 915	1 825 390	151 243	1 728 457
2909430000	Monobutyl ethers of ethylene glycol orof diethylene glycol	1 337 618	15 202 465	2 194 346	25 133 602
2909440000	Other monoalkylethers of ethylene glycol or of diethylene glycol	735 953	7 445 329	1 446 785	15 158 970
2909490000	Other ether-alcohols, their halogenatedsulphonated, nitrated deri	586 809	6 580 873	1 555 780	19 351 533
2909500000	Ether-phenols, ether-alcohol-phenols &their halogenated, nitratec	14 104	133 134	212 058	2 234 722
2909600000	Alcohol peroxides, ether peroxides, ketone peroxides & their halo	199 125	1 494 969	452 048	4 147 783
2910100000	Oxirane (ethylene oxide)	0	44 116	0	200 757
2910200000	Methyloxirane (propylene oxide)	0	15 829 018	0	27 036 556
2910300000	1-chloro-2,3-epoxypropane(epichlorohydrin)	162 426	713 334	386 501	1 964 069
2910900000	Other epoxides, epoxyalcohols, epoxy phenols & their halogenate	18 185	64 165	96 778	526 040
2911000000	Acetals & hemiacetals, whether or notwith other oxygen function	70 879	284 440	159 358	876 983
2912111000	Formalin	0	83 260	0	39 728
2912119000	Other methanal (formaldehyde)	392	446	7 258	8 750
2912120000	Ethanal (acetaldehyde)	638	96 674	42 264	463 204
2912191000	Butanal	13 492	516 025	130 219	1 591 421
2912199000	Other acyclic aldehydes without otheroxygen function	95 833	744 502	275 263	3 089 587
2912210000	Benzaldehyde	0	29 759	0	102 374
2912290000	Other cyclic aldehydes without otheroxygen function	103 900	1 333 281	798 215	10 602 828
2912410000	Vanillin (4-hydroxy-3-methoxybenzaldehyde)	38 040	381 286	429 241	4 887 376
2912420000	Ethylvanillin (3-ethoxy-4-hydroxybenzaldehyde)	10 454	199 228	183 304	3 686 887
2912490010	Aldehyde-alcohols	790	76 505	12 989	410 502
2912490090	Other aldehyde-ethers,aldehyde-phenols & aldehydes with other c	2 754	87 051	55 584	1 102 833

**I.3. IMPOR MENURUT KOMODITI / IMPORT BY HS COMMODITY**  
**\*\*\* NOVEMBER/NOVEMBER 2012 \*\*\***

HS	Uraian Komoditi Commodity Description	Berat Bersih / Net Weight (Kg)		Nilai / Value C.I.F (US\$)	
		Bulan ini Current Month	Kumulatif Cum.Jan. to date	Bulan ini Current Month	Kumulatif Cum.Jan. to date
2912500000	Cyclic polymers of aldehydes	2 053	24 181	19 907	173 745
2912600000	Paraformaldehyde	684 309	7 665 571	591 694	6 245 806
2913000000	Halogenated,sulphonated,nitrated ornitrosated deriv. of products	2	29 873	94	73 008
2914110000	Acetone	1 389 792	19 739 251	1 420 257	19 986 988
2914120000	Butanone (methyl ethyl ketone)	4 375 800	27 336 141	5 839 009	35 439 942
2914130000	4-methylpentan-2-one (methyl isobutylketone)	2	3 097 278	48	5 500 857
2914190000	Other acyclic ketones without otheroxygen function	1 000	159 000	19 326	825 585
2914220000	Cyclohexanone and methylcyclohexanones	270 196	3 699 119	551 232	7 524 828
2914230000	Ionones and methylionones	8 769	177 334	167 493	2 556 667
2914291000	Camphor	38 396	356 495	159 210	1 739 126
2914299000	Other cyclanic, cyclenic or cycloterpepic ketones without oth. o:	74 772	1 157 357	1 744 255	15 376 543
2914390000	Other aromatic ketones without otheroxygen function	7 814	389 806	84 803	1 908 957
2914400000	Ketone-alcohols and ketone-aldehydes	83 401	1 058 532	265 411	3 465 719
2914500000	Ketone-phenols & ketones without otheroxygen function	6 658	200 172	80 271	2 763 304
2914610000	Anthraquinone	1	25 365	13	79 205
2914690000	Other quinones	2 544	42 311	25 942	725 214
2914700000	Halogenated, sulphonated, nitrated ornitrosated derivatives	3 615	50 176	57 071	742 362
2915110000	Formic acid	205 881	2 307 920	188 662	2 185 101
2915120000	Salts of formic acid	106 204	1 369 837	93 953	855 657
2915130000	Esters of formic acid	16 567	328 538	78 753	1 123 801
2915210000	Acetic acid	8 199 884	97 173 640	3 923 726	47 832 619
2915240000	Acetic anhydride	16 800	190 500	26 880	312 421
2915291000	Sodium acetate; cobalt acetates	57 251	997 079	84 241	1 296 249
2915299000	Other acetic acid and its salts	306 440	2 676 044	977 840	8 700 301
2915310000	Ethyl acetate	659 010	31 610 803	712 757	32 760 141
2915320000	Vinyl acetate	5 836 710	44 728 319	5 922 411	45 659 700
2915330000	n-butyl acetate	773 193	6 191 768	988 304	8 289 389
2915360000	Dinoseb (iso) acetate	0	1 058	0	10 936
2915391000	Isobutyl acetate	27 510	285 266	73 326	1 042 515
2915392000	2-Ethoxyethyl acetate	77	157 277	1 418	254 743
2915399000	Other esters of acetic acid	1 188 916	11 843 818	2 811 821	28 293 376
2915400000	Mono-, di- or trichloroacetic acids,their salts and esters	409 025	3 596 913	383 771	3 801 861
2915500000	Propionic acids, its salts and esters	286 236	2 331 652	610 846	5 852 894
2915600000	Butanoic acids, pentanoic acids, theirsalts and esters	349 434	3 803 116	914 283	10 313 231
2915701000	Palmitic acid, its salts and esters	298 044	2 487 220	571 335	5 789 977
2915702000	Stearic acid	112 953	1 940 049	185 236	3 506 706
2915703000	Salts and esters of stearic acid	503 918	5 506 079	1 015 076	11 494 500
2915901000	Acetyl chloride	16 752	190 505	91 400	806 317
2915902000	Lauric acid, myristic acid, their saltsand esters	688 792	9 890 301	2 386 542	24 939 472
2915909000	Oth saturated acyclic monocarboxylicacid and their anhydrides, ha	287 972	3 054 560	1 208 721	12 047 992
2916110000	Acrylic acid and its salts	644 702	5 639 121	1 240 504	11 531 649
2916120000	Esters of acrylic acid	3 021 782	24 376 306	5 571 878	46 791 338
2916130000	Methacrylic acid and its salts	200 509	1 449 098	446 964	4 003 349
2916141000	Methyl methacrylate	4 105 110	41 274 282	8 362 715	85 861 537
2916149000	Other esters of methacrylic acid	290 297	2 468 049	1 049 941	8 810 321
2916150000	Oleic,linoleic or linolenic acids,theirsalts and esters	23 987	1 135 379	66 973	2 234 976
2916190000	Oth unsaturated acyclic monocarboxylicacids, their anhydrides,hal	221 541	1 859 291	1 021 698	9 549 466
2916200000	Cyclanic/cycloterpepic, monocarbo acids, their anhyd,halid,peroxy	127 576	1 014 124	3 937 891	29 466 178
2916310000	Benzoic acid, its salts and esters	675 022	6 712 223	1 344 505	12 770 240
2916320000	Benzoyl peroxide and benzoyl chloride	84 427	695 266	161 103	1 155 961
2916340000	Phenylacetic acid and its salt	150	1 664	4 662	16 178
2916391000	2,4-dichlorophenyl acetic acid & itssalts and esters	324 450	1 931 794	1 054 265	7 753 528
2916392000	Esters of phenylacetic acid	1 045	9 417	10 933	458 495
2916399000	Oth aromatic monocarboxycylic acids,theiranhyd,halide&peroxi,per	36 702	514 617	170 937	5 059 477
2917110000	Oxalic acid, its salts and esters	213 820	1 341 848	258 252	1 682 381
2917121000	Diocetyl adipata, ita salts and esters	224 120	2 800 639	399 764	5 228 629
2917129000	Oth adipic acid, its salts and esters,oth than dioctyl adipata	151 201	924 661	263 731	2 180 818
2917130000	Azelaic acid, sebacic acid, their saltsand esters	16 592	277 829	82 796	1 229 755
2917140000	Maleic anhydride	167 603	1 687 536	309 558	2 961 608
2917190000	Other acyclic polycarboxylic acids,their anhyd,halid,peroxid&perox	175 187	1 770 652	432 614	4 778 239
2917200000	Cyclanic, cyclenic or cycloterpepic polycarboxylic acids, their anhy	101 764	869 414	238 995	2 147 646
2917320000	Dioctyl orthophthalates	366 754	5 732 364	686 683	9 391 103
2917330000	Dinonyl or didecyl orthophthalates	72 097	1 562 110	160 481	3 396 593
2917341000	Dybutyl orthophthalatas	32 058	240 797	81 352	513 572
2917349000	Other esters of orthophthalic acid	256 987	2 151 713	565 395	5 122 935
2917350000	Phthalic anhydride	2 327 003	31 206 551	3 481 242	47 578 127
2917360000	Terephthalic acid and its salts	6 529 659	64 706 483	7 514 474	74 022 622
2917370000	Dimethyl terephthalate	0	270 902	0	413 755
2917391000	Triocetyltrimellitate	92 800	708 419	210 359	1 689 984
2917392000	Oth phthalic compoud of kind used asplasticisers&ester of phthalic	34 144	984 422	67 811	2 075 111
2917399000	Oth aromatic polycarboxylic acids, their anhydrides, halides & perc	464 125	6 401 456	1 095 106	12 431 647

**I.3. IMPOR MENURUT KOMODITI / IMPORT BY HS COMMODITY**  
**\*\*\* NOVEMBER/NOVEMBER 2012 \*\*\***

HS	Uraian Komoditi Commodity Description	Berat Bersih / Net Weight (Kg)		Nilai / Value C.I.F (US\$)	
		Bulan ini Current Month	Kumulatif Cum.Jan. to date	Bulan ini Current Month	Kumulatif Cum.Jan. to date
2918110000	Lactic acid, its salts and esters	319 911	2 915 272	636 925	6 288 153
2918120000	Tartaric acid	5 138	198 042	15 196	613 853
2918130000	Salts and esters of tartaric acid	47 531	585 152	185 516	1 531 203
2918140000	Citric acid	4 099 010	37 741 289	3 601 569	39 779 947
2918151000	Calcium citrata	230 608	1 686 444	367 892	2 720 244
2918159000	Other salts and esters of citric acid	612 802	7 327 992	858 550	10 283 116
2918160000	Gluconic acid, its salts and esters	484 162	4 894 787	430 890	4 852 484
2918180000	Chlorobenzilate (ISO)	0	679	0	3 375
2918190000	Oth carboxylic acids w/ alcohol func butw/o oth oxygen func, their	109 055	1 386 988	268 129	3 610 570
2918210000	Salicylic acid and its salts	13 729	357 358	68 185	1 280 198
2918220000	O-acetylsalicylic acid,its salts andesters	28 892	294 192	129 130	1 175 562
2918230000	Oth ester of salicylic acid and theirsalts	153 322	1 763 742	560 161	6 185 925
2918291000	Alkyl sulphonic ester of phenol	231	8 309	10 648	196 640
2918299000	Oth carboxylic acids w/ phenol func butw/o oxygen func,their anhy	59 102	576 880	347 201	4 675 760
2918300000	Carboxylic acids w/ aldehyde/ketone func but w/o oxygen func & i	100 398	711 292	1 152 994	8 210 420
2918910000	2,4,5-t(ISO) (2,4,5-trichlorophenoxyacetic acid), its salt & esters	0	425 913	0	787 139
2918990000	Oth carboxylic acid w/ oxygen func&halid,anhyd,peroxid,peroxyac	80 678	983 466	398 865	6 636 952
2919100000	Tris(2,3-dibromopropyl) phosphate	28 340	91 972	133 763	364 464
2919900000	Oth phosphoric ester & their salts inclactophosphates,their halog	41 766	358 857	112 212	1 040 363
2920110000	Parathion (ISO) & parathion-methyl (ISO) (metylparathion)	2 475	64 932	16 483	500 347
2920190000	Oth thlophosphoric esters and theirsalts,their halogeneted,nitrate	32 878	195 568	50 615	768 982
2920901000	Dimethyl sulphate (dms)	32	248 014	1 010	354 523
2920909000	Oth esters of oth inorganic acids of nonmetal&their salts,than dim	41 365	255 457	64 735	648 489
2921110000	Methylamine, di- or trimethylamine andtheir salts	165 508	2 562 406	272 919	5 211 436
2921190000	Oth acyclic monoamines &their derivative,salts thereof	1 409 014	10 727 411	3 200 025	25 715 658
2921210000	Ethylenediamine and its salts	188 154	3 021 317	458 842	6 514 374
2921220000	Hexamethylenediamine and its salts	19 658	276 163	126 302	1 287 789
2921290000	Oth acyclic polyamines &their derivative; salt thereof	280 100	3 232 665	816 120	10 433 513
2921300000	Cyclanic, cyclenic /cycloterpenic mono/polyamines&their derivati	1 112 375	11 122 228	2 064 530	18 424 997
2921410000	Aniline and its salts	3 800	958 455	17 456	2 844 934
2921420000	Aniline derivatives and their salts	153 721	1 882 942	504 372	5 614 857
2921430000	Toluidines & their derivatives; saltsthereof	0	16 940	0	138 553
2921440000	Diphenylamine & its derivatives; saltsthereof	7 037	140 047	28 890	674 457
2921450000	1-naphthylamine (_-naphthylamine),2-naphthylamine (?-naphthyl	86 420	743 757	275 973	2 688 321
2921490000	Oth aromatic monoamines & their derivate; salts thereof	17 524	98 751	41 788	444 323
2921510000	O-,m-,p-phenylenediam, diaminotoluenes& their derivatives; salts	355 196	3 196 132	1 074 951	10 565 222
2921590000	Oth aromatic polyamines & their derivate; salts thereof	308 623	3 202 703	1 577 080	15 122 462
2922110000	Monoethanolamina and its salts	90 952	1 160 882	157 818	1 867 830
2922120000	Diethanolamine and its salts	91 269	1 923 925	129 122	2 644 791
2922130000	Triethanolamine and its salts	90 408	1 830 665	242 074	3 608 627
2922191000	Ethambutol &its salts, esters&oth derivesuitable for produc of ant	3 000	102 568	118 500	1 354 044
2922192000	D-2-amino-n-butyl-alcohol	24 799	117 240	89 613	531 304
2922199000	Oth amino-alcohols,cont one kind of oxygfunc, their athers&ester;	54 721	596 846	1 225 848	7 701 071
2922210000	Amino hydroxynaphthalene sulphonic acids and their salts	125 410	2 185 003	588 367	7 174 016
2922290000	Oth amino naphthols&oth amino phenol cont one kind of oxygen fu	36 723	555 604	373 268	4 174 722
2922310000	Amfepramone (INN), methadone (INN) & normethadone (INN); sa	0	382	0	100 198
2922390000	Oth amino aldehydes, amino ketones&aminoquinones cont one ki	4 080	74 792	67 976	724 686
2922410000	Lysine and its esters; salts thereof	478 685	6 437 518	1 047 542	15 639 950
2922421000	Glutamic acid	1 010 217	7 445 698	1 432 995	10 955 954
2922422000	Monosodium glutamate (MSG)	762 124	19 697 539	934 805	23 409 479
2922429000	Oth salt of glutamic acid	639	81 929	10 111	432 721
2922430000	Anthranilic acid and its salts	0	5 700	0	29 355
2922491000	Mephenamic acid and its salts	52 020	674 255	389 922	6 014 518
2922499000	Oth amino acids, cont one kind of oxygenfunc & their esters; salt t	144 259	3 017 182	1 122 093	19 426 476
2922501000	P-aminosalicylic acid & its salts,esterand other derivatives	68 248	937 748	159 480	2 190 523
2922509000	Oth amino-alcohol/amino-acid-phenols&othamino compound w/	43 502	490 907	721 869	5 105 318
2923100000	Choline and its salts	868 385	10 963 498	1 135 782	14 007 958
2923201000	Lecithins, whether or not chemicallydefined	1 242 495	11 112 211	1 535 785	13 947 605
2923209000	Phosphoaminolipids, whether or notchemically defined	43 563	216 417	138 069	1 279 572
2923900000	Oth quarternary ammonium salts andhydroxides whether/not che	464 309	4 725 008	942 255	9 595 692
2924120010	Monocrotophos (ISO)	0	4 747	0	34 647
2924120090	Fluoroacetamide (ISO) & phosphamidon(ISO)	0	56 782	0	314 615
2924190000	Oth acyclic amides (incl acyclic carbamates) & their derivatives; sal	499 238	3 437 919	1 227 986	9 135 445
2924211000	4-ethoxyphenylurea (dulcin)	1 001	3 065	8 515	133 126
2924212000	Diuron and monouron	15 000	132 937	86 250	758 905
2924219000	Oth ureines & their derivatives; saltsthereof	49 040	321 516	256 445	1 745 018
2924230000	2-acetamidobenzoic acid(n-acetylantrhanilic acid) and its salts	0	125	0	15 327
2924291000	Aspartame	84 372	1 602 018	1 155 230	27 410 358
2924292000	Butylphenylmethyl carbamate, methylisopropyl phenyl carbamate	28 663	521 801	133 504	2 222 291
2924299010	Asetaminophen(paracetamol);salicylamide; ethoxybenzamide	365 836	5 989 306	1 407 305	22 075 386
2924299090	Oth cyclic amides(incl cyclic carbamate) and their derivatives; salts	183 793	1 654 116	1 438 256	12 368 225

I.3. IMPOR MENURUT KOMODITI / IMPORT BY HS COMMODITY  
 \*\*\* NOVEMBER/NOVEMBER 2012 \*\*\*

HS	Uraian Komoditi Commodity Description	Berat Bersih / Net Weight (Kg)		Nilai / Value C.I.F (US\$)	
		Bulan ini Current Month	Kumulatif Cum.Jan. to date	Bulan ini Current Month	Kumulatif Cum.Jan. to date
2925110000	Saccharin and its salts	24 300	451 751	159 200	2 551 518
2925190000	Oth imides & their derivatives; saltsthereof	17 411	206 405	111 595	1 000 139
2925210000	Chlordimeform (ISO)	0	7 000	0	32 200
2925290000	Oth imines and their derivatives; andsalts thereof	26 606	372 530	320 327	3 481 637
2926100000	Acrylonitrile	488 677	6 500 415	941 241	13 171 280
2926200000	1-cyanoguanidine (dicyandiamide)	25 948	515 889	63 816	3 132 515
2926900000	Other nitrile-function compounds	173 847	1 195 063	2 878 590	33 729 476
2927001000	Azodicarbonamide	291 865	2 302 418	686 177	5 687 018
2927009000	Oth diazo-, azo- or azoxy-compounds	498 063	4 016 250	1 315 427	11 198 431
2928001000	Linuron	0	7 221	0	24 311
2928009000	Oth organic derivatives of hidrazine orof hydroxylamine	136 459	736 634	508 032	3 625 993
2929101000	Diphenylmethena dilsocyanata (MDI)	1 992 735	19 091 535	5 059 058	43 882 576
2929102000	Toluene dilsocyanate	4 535 956	34 317 811	11 364 726	79 539 992
2929109000	Oth isocyanates	193 595	3 534 465	550 839	7 129 920
2929901000	Sodium cyclamate	76 000	587 199	146 585	1 175 951
2929909000	Oth compounds with other nitrogen funct	0	69 461	0	330 049
2930200000	Thiocarbamates and dithiocarbamates	369 768	3 144 293	1 351 687	12 114 043
2930300000	Thiuram mono-, di- or tetrasulphides	17 543	199 738	45 085	574 418
2930400000	Methionine	2 194 339	22 597 609	8 741 803	96 167 041
2930500000	Captafol (ISO) & methamidophos (ISO)	0	6	0	206
2930901000	Dithocarbonates	77 614	759 290	170 466	2 949 356
2930909000	Oth organo-sulphur compounds	718 791	10 320 609	3 996 891	45 731 452
2931101000	Tetramethyl lead	0	259 323	0	1 139 884
2931102000	Tetraethyl lead	112	5 160	1 197	31 039
2931200000	Tributyltin compounds	1 456	195 226	1 556	841 098
2931902000	N-(phosphonomethyl) glycine and saltsthereof	2 218 777	22 220 623	10 141 069	83 462 022
2931903000	Ethephone	71 258	436 299	291 329	1 949 874
2931904100	Organo-arsenic compounds in liquid form	58 338	464 954	285 549	1 181 057
2931904900	Organo-arsenic compounds not liquid form	80 046	757 812	399 355	3 628 761
2931909010	Dimethyltin dichloride (DMTDCL)	140 874	1 653 701	758 664	10 316 205
2931909090	Oth of oth organo-inorganic compounds	195 126	1 665 750	460 294	4 253 760
2932110000	Tetrahydrofuran	240	344 426	2 233	1 430 157
2932120000	2-furaldehyde (furfuraldehyde)	50	288 233	1 014	578 948
2932130000	Furfuryl alcohol and tetrahydrofurfuryl alcohol	29 767	1 018 023	57 858	2 242 527
2932190000	Oth comp cont an unfused furan ring(whet/not hydrogenated) in	6 781	108 061	281 110	4 688 276
2932200010	Coumarin, methylcoumarins andethylcoumarins	28 028	176 748	256 810	1 671 873
2932200090	Other lactones	100 149	1 116 958	705 677	9 158 870
2932920000	1-(1,3-benzodioxol-5-yl) propan-2-one	0	57	0	1 314
2932930000	Piperonal	19 243	71 651	584 226	1 944 681
2932950000	Tetrahydrocannabinols (all isomers)	160	470	4 800	90 520
2932991000	Carbofuran	131 498	1 282 063	2 444 577	22 026 213
2932999000	Oth compound contain unfused furan ring(whet/not hydrogenatec	261 712	1 856 745	3 494 531	20 292 204
2933111000	Dipyrone (analgin)	24 713	369 747	305 529	3 653 557
2933119000	Oth phenazone (antipyrin) and its derive	18 211	276 126	330 990	3 954 622
2933190000	Oth compound contain an unfused pyrazole ring (whet/not hydroç	36 451	296 826	1 668 060	15 120 308
2933210000	Hydantoin and its derivatives	19 738	251 999	59 545	676 429
2933291000	Cimetidine	3 829	24 534	100 820	725 559
2933299000	Oth compounds cont an unfused imidazolering (whet/not hydrohe	29 523	521 302	852 645	9 607 360
2933310000	Pyridine and its salts	146 355	1 053 088	888 005	4 547 736
2933320000	Piperidine and its salts	2	18	110	1 562
2933330000	Alfentanil (INN), anileridine (INN), bezitramide(INN),bromazepam(	10	122	102 099	159 965
2933391000	Chlorpheniramine and isoniazid	21 792	107 412	354 291	2 313 737
2933393000	Paraquat salts	1 580 685	16 681 909	4 444 642	46 208 336
2933399000	Oth compound cont unfused pyridine ring(whet/not hydrogenatec	646 669	4 895 377	4 541 315	48 537 933
2933490000	Oth comp cont in struc a quinoline/isoquinoline ring-syst(whet/no	28 589	334 408	654 033	11 378 733
2933520000	Malonylurea (barbituric acid) and itssalts	0	35	0	12 633
2933530000	Allobarbital(INN),amoberital(INN), barbital(INN),butalbital,butob.	0	129	0	13 152
2933540000	Other derivative of malonylurea (barbituric acid), salts thereof	2	50	333	9 954
2933591000	Diazinon	1	105 523	36	752 160
2933599000	Oth comp cont pyrimidine ring (whet/nohydrogenated)/piperazin	48 457	924 752	954 647	22 203 954
2933610000	Melamine	1 794 008	18 790 112	2 428 350	24 608 453
2933690000	Oth comp cont unfused triazine ring(whet/not hydrogenated) in st	1 043 067	7 995 598	1 825 781	14 495 885
2933710000	6-hexanelactam (epsilon-caprolactam)	1 644 200	34 009 854	3 962 290	88 173 796
2933720000	Clobazam (INN) and methyprylon (INN)	0	40 089	0	323 951
2933790000	Oth lactams oth than 6-hexanelactam &clobazam & methyprylon	40 410	343 381	364 990	3 907 457
2933910000	Alprazolam(INN), camazepam,chlordiazepoxide(INN), clonazepam,	148	4 450	22 204	1 165 794
2933991000	Mebendazole or parbendazole	11 440	121 348	222 872	2 301 099
2933999000	Oth heterocyclic compounds with nitrogenhetero-atom(s) only	21 387	716 195	1 009 845	19 398 737
2934100000	Compounds contain unfused thiazole ring(weth/not hydrogenated	17 591	148 253	190 215	3 468 150
2934200000	Compound containing in structure a benzothiazole ring-system,no	163 676	1 793 569	554 756	6 842 471
2934300000	Compound containing in structure a phenothiazine ring-system,no	9 328	163 050	108 355	1 925 205

**I.3. IMPOR MENURUT KOMODITI / IMPORT BY HS COMMODITY**  
**\*\*\* NOVEMBER/NOVEMBER 2012 \*\*\***

HS	Uraian Komoditi Commodity Description	Berat Bersih / Net Weight (Kg)		Nilai / Value C.I.F (US\$)	
		Bulan ini Current Month	Kumulatif Cum.Jan. to date	Bulan ini Current Month	Kumulatif Cum.Jan. to date
2934910000	Aminorex(INN), brotizolam(INN), clotiazepam,cloxazolam,pemolin	13	6 175	3 500	51 576
2934991000	Nucleic acid and its salts	19 846	522 868	109 949	7 215 282
2934992000	Sultones, sultams, diltiazem	2 031	36 215	658 162	4 994 124
2934993000	6-amino penicillanic acid	1 426	31 751	33 588	561 325
2934994000	3-azido-3- deoxythymidine	500	22 144	3 504	146 714
2934995000	Oxadiazon, with a minimum purity of 94%	141	141	9 645	9 645
2934999000	Other nucleic acids&their salts,whet/not chemically define;oth hel	135 328	1 138 012	2 553 833	43 448 844
2935000000	Sulphonamides.	169 113	2 058 049	3 093 564	27 873 779
2936210000	Vitamins A & their derivatives	7 575	323 752	207 480	9 103 549
2936220000	Vitamins B1 & its derivatives	13 897	246 653	449 913	7 064 660
2936230000	Vitamin B2 & its derivatives	7 338	146 570	324 398	4 920 648
2936240000	D- or dl-pantothenic acid (vit B3 orvit B5) & its derivatives	65 531	520 300	518 475	5 570 267
2936250000	Vitamin B6 & its derivatives	16 575	308 613	323 185	6 909 892
2936260000	Vitamin B12 & its derivatives	5 968	48 635	541 433	4 205 601
2936270000	Vitamin C & its derivatives	227 925	3 068 405	1 039 467	19 882 901
2936280000	Vitamin E & its derivatives	100 489	850 037	2 096 159	22 520 077
2936290000	Oth vitamins & their derivatives	67 117	1 390 060	934 569	15 407 778
2936900000	Provitamin, incl natural concentrates,&its derivative for vit, interr	189 910	2 928 790	1 287 392	22 449 619
2937190000	Oth polypeptide/protein/glycoprotein&hormones,its derivative&stu	230	691	47 315	144 946
2937210000	Cortisone,hydrocortisone, prednisone&prednisolone (dehydrohyd	217	5 117	285 660	4 046 217
2937220000	Halogenated derivatives of corticosteroidal hormones	293	3 685	727 570	7 260 674
2937230000	Oestrogens & progestogens	150	6 984	1 257 956	12 969 392
2937290000	Oth steroidal hormone, their derivative&structural analogues	175	2 605	201 150	4 897 117
2937500000	Prostaglandins,thromboxanes&leukotrienes ,their derivatives & st	8	40	24 775	103 800
2937901000	Hormones of oxygen-function amino-compounds	33 002	108 152	299 450	1 138 596
2937909000	Oth hormone, its derivative & structural analogues	639	4 739	246 372	1 265 011
2938100000	Rutoside (rutin) & its derivatives	175	3 168	9 146	184 721
2938900000	Oth glycoside, natural/reprod by synth& their salts,ethers,esters	1 896	57 827	288 422	2 641 390
2939119000	Buprenorphine,codein,ethylmorphin,etorpine,heroin,morphine,ox	3	6	824	3 074
2939190000	Oth alkaloids of opium & their derivates; salts thereof	510	4 987	58 050	1 259 397
2939201000	Quenine and it salts	0	1 001	0	111 038
2939209000	Oth alkaloid of cinchona and heir derivatives; salts thereof, oth th	0	539	0	56 620
2939300000	Caffeine & its salts	71 429	671 214	741 729	5 715 167
2939410000	Ephedrine & its salts	50	9 279	3 400	514 395
2939420000	Pseudoephedrine (INN) & its salts	2 400	49 169	126 867	2 747 923
2939490010	Phenylpropanolamine HCl (PPA)	5 450	27 470	251 632	1 242 301
2939490090	Oth ephedrines and their salts oth thanephedrin, pseudo, cathine	0	2	0	172
2939510000	Fenetyline(INN) & its salts	100	1 473	4 750	74 500
2939590000	Oth theophylline & aminophylline & theirderivative;salts thereof, (	8 608	299 661	127 662	2 957 943
2939620000	Ergotamine (INN) & its salts	0	5	0	45 211
2939630000	Lysergic acid & its salts	0	7	0	58 096
2939690000	Oth alkaloids of rye ergot &its derivative; salts thereof	35	105	77 250	294 769
2939919000	Ecgonine,levometamfetamine,metamfetamine,metamfet racemat	50	250	4 600	23 075
2939991000	Nicotine sulphate	3	2 290	664	113 586
2939999000	Oth vegetable alkaloids, natural/reprodby synthesis;their salts,eth	15 753	32 187	445 130	3 609 036
2940000000	Sugars, chemically pure oth than sucrose,lactose, maltose, glucose	223 133	2 048 999	971 988	8 917 933
2941101100	Amoxicillins & its salts, non-sterile	1 977	105 633	79 008	3 439 454
2941101900	Amoxicillins & its salts, sterile	60 320	670 515	1 678 370	17 850 098
2941102000	Ampicillin & its salts	32 520	124 939	1 832 715	10 178 305
2941109000	Oth penicillins &their derive w/ penicillanic acid structure; salt the	2 393	70 094	346 079	9 231 470
2941200000	Streptomycins & their derivatives; saltthereof	508	83 769	13 873	442 251
2941300000	Tetracyclines & their derivatives; saltthereof	4 231	314 056	119 998	5 958 977
2941400000	Chloramphenicol & its derivatives; saltthereof	12 893	102 973	396 382	3 298 127
2941500000	Erythromycin & its derivatives; saltthereof	1 288	71 660	234 695	8 259 131
2941900000	Oth antibiotics	128 674	1 420 874	4 048 304	52 500 343
2942000000	Oth organic compounds.	354 085	1 547 251	1 554 932	13 390 461
3001200000	Extracts of glands or oth organs or oftheir secretions, for organo-tl	0	3 247	0	286 485
3001900000	Gland&oth organ for organo-therapeutic&human/animal substanc	0	9 000	0	108 889
3002101000	Plasma protein solutions	1 520	11 118	359 208	2 818 014
3002103000	Antisera&modified immunological productwhet/not modified/obt	14 666	50 043	1 495 948	12 349 009
3002109000	Oth blood fractions, whet/not modified/obtain by biotechnologica	3 153	50 733	1 015 486	16 718 781
3002201000	Tetanus toxoid	0	100	0	30 150
3002202000	Pertusis, measles, meningitis or poliovaccines	1 548	7 603	1 012 282	7 389 619
3002209010	Hepatitis vaccine	1 362	14 670	255 791	4 109 584
3002209090	Oth vaccines for human medicine oth than tetanus,pertusis,messk	8 062	60 358	2 346 591	27 138 081
3002300000	Vaccines for veterinary medicine	46 407	793 607	2 306 164	28 996 867
3002900000	Human blood;animal blood for therapeutic,prophylactic/diagnosti	3 886	141 413	592 423	9 573 547
3003101000	Medicaments cont amoxicillin (INN) or itsalts, not for retail sale	0	8 395	0	46 750
3003109000	Oth medcn cont penicillins /derivative'sw/ penicillanic acid stru,nc	84	240 714	61 506	478 570
3003200000	Medicaments containing oth antibiotics	455	2 376	137 313	849 859
3003390000	Medicaments cont hormon oth insulin/prodhead 2937 not cont ar	3 000	42 041	197 221	1 210 237



**I.3. IMPOR MENURUT KOMODITI / IMPORT BY HS COMMODITY**  
**\*\*\* NOVEMBER/NOVEMBER 2012 \*\*\***

HS	Uraian Komoditi Commodity Description	Berat Bersih / Net Weight (Kg)		Nilai / Value C.I.F (US\$)	
		Bulan ini Current Month	Kumulatif Cum.Jan. to date	Bulan ini Current Month	Kumulatif Cum.Jan. to date
3003400010	Medicaments containing quinine and its salts, not for retail sale	0	5	0	383
3003400090	Medicament containing alkaloid/derivative not containing hormone/head 2937/any	0	5 218	0	1 918 761
3003900000	Oth medicaments containing mix of 2 constituents for therapeutic/prophylactic	34 338	416 931	1 509 496	9 421 522
3004101500	Medicaments containing penicillin G (excluding penicillin G benzathine), phenoxymethylpenicillin	0	102	0	1 779
3004101600	Medicaments containing ampicillin, amoxycillin/its salts, of a kind taken orally	250	24 119	3 500	157 079
3004101900	Oth medicaments containing penicillins/their derivatives, in doses/for retail sale	18 441	133 349	305 124	4 110 647
3004102100	Medicaments containing streptomycins/derivatives, in ointment form, in doses/for retail sale	0	18	0	778
3004102900	Medicaments containing streptomycins/derivatives, other than ointment form	218	12 875	341 302	2 185 036
3004201000	Medicaments containing gentamycin, lincomycin, sulfamethoxazole/derivatives	0	402	0	325 327
3004203100	Medicaments containing erythromycin/its derivative for taking orally, for retail sale	0	23 337	0	405 860
3004203900	Oth medicaments containing erythromycin/derivatives, other than for taking orally, for retail sale	84	3 688	36 005	674 094
3004207100	Medicaments containing tetracycline/chloramphenicol/derivatives for taking orally, for retail sale	0	16 125	0	100 236
3004207900	Medicaments containing tetracycline/chloramphenicol/derivatives, other than for taking orally, for retail sale	18 510	87 720	139 016	744 130
3004209100	Oth medicaments containing oth antibiotics for taking orally/ointment form	0	3 254	0	1 112 574
3004209900	Oth medicaments containing oth antibiotics other than taking orally/ointment form	71 638	463 235	1 877 282	13 010 715
3004310000	Medicaments containing insulin-but not containing antibiotics, in doses/for retail sale	3 183	54 802	1 491 825	25 560 914
3004324000	Medicaments containing hydrocortisone sodium succinate/flucocinolone/derivatives	291	1 228	1 694	11 804
3004329000	Oth med containing corticosteroid hormone, their derivative/structural analog	1 447	19 859	74 344	2 163 117
3004390000	Oth med containing hormone other than corticosteroid/insulin, not containing antibiotics	47 218	265 485	2 875 852	18 692 466
3004401000	Medicaments containing morphine/its derivative, for injection, in doses/for retail sale	0	558	0	54 094
3004402000	Medicaments containing quinine hydrochloride/dihydrochloride, for injection	472	1 770	23 616	91 901
3004404000	Medicaments containing quinine/its salts/antimalarial substance other than he	0	6 503	0	478 150
3004405000	Medicaments containing papaverine/berberine, of taken orally, in doses/for retail sale	0	1 305	0	127 200
3004409010	Medicaments containing morphine/its derivative, for taking orally, in doses/for retail sale	0	575	0	439 279
3004409090	Medicament containing oth alkaloids/derivatives thereof, not containing hormones/antibiotics	22 911	131 989	265 118	5 273 746
3004501000	Oth medicament containing vitamins of a kind suitable for children in syrups	190	70 426	1 536	555 897
3004502100	Oth medicament containing vitamins > 1 of kind taken orally	15	35	7 000	16 250
3004502900	Oth medicament containing vitamins > 1 other than of kind taken orally	2 256	42 355	79 235	1 778 425
3004509100	Oth medicaments containing vitamins A, B or C	670	12 536	27 010	663 186
3004509900	Oth medicament containing vitamin (other than A, B, C) or oth products of it	19 321	252 160	810 481	7 365 550
3004901000	Transdermal therapeutic systems patches for cancer treatment or for other	6 127	40 623	631 674	6 283 786
3004902000	Closed sterile water for inhalation, pharmaceutical grade	1	3 723	200	380 247
3004903000	Antiseptics	24 314	414 933	120 315	2 412 593
3004904100	Anaesthetics containing procaine hydrochloride	0	671	0	1 354
3004904900	Oth anaesthetics other than containing procaine hydrochloride	484	24 778	323 981	2 611 605
3004905200	Analgesics, antipyretics & oth med containing chlorpheniramine maleate	0	40	0	28 564
3004905300	Analgesics, antipyretics & oth med containing declofenac, of kind taken orally	0	17 883	0	213 023
3004905400	Analgesics, antipyretics & oth med containing piroxicam (INN) or ibuprofen	0	90	0	460
3004905500	Oth analgesic, antipyretic & oth cough/cold medicament, in linctus form	157	649	7 306	35 921
3004905990	Oth analgesics, antipyretics & oth cough/cold medicament, whet/not whet	1 735	33 954	232 423	2 576 326
3004906100	Antimalarials containing artemisinin, artesunate or chloroquine	0	2 847	0	208 650
3004906300	Other antimalarials used for herbal medicaments	0	4	0	8
3004906900	Oth antimalarials other than used for herbal medicaments	0	3 822	0	24 243
3004907100	Anthelmintic containing piperazine or mebendazole (INN)	0	378	0	5 885
3004907200	Other anthelmintic used for herbal medicaments	0	2 703	0	6 310
3004907900	Other anthelmintic other than used for herbal medicaments	0	1 878	0	148 815
3004908100	Oth med for cancer, HIV/AIDS/oth intractable disease containing deferoxamine	377	6 290	116 234	1 148 767
3004908200	Anti HIV/AIDS medicaments	0	7 449	0	2 109 964
3004908900	Oth medicaments for other intractable diseases other than HIV/AIDS	4 951	37 461	3 332 999	44 409 605
3004909100	Oth medicament containing sodium chloride/glucose, for infusion	419 343	5 733 244	1 901 395	10 430 779
3004909200	Oth medicament containing sorbitol/salbutamol for infusion	288	167 537	135 123	1 079 284
3004909300	Oth medicament containing sorbitol/salbutamol in other form	330	44 330	1 231	26 751
3004909400	Oth medicament containing cimetidine/ranitidine, other than for injection/infiltration	507	37 648	165 849	11 468 452
3004909500	Oth med containing phenobarbital, diazepam/chlorpromazine other than for injection	0	5 971	0	237 472
3004909600	Nasal drop med containing naphazoline, xylometazoline/oxymetazoline, derivatives	0	1 268	0	9 740
3004909800	Other medicament for herbal medicaments, for retail sale	115 312	1 086 275	242 274	2 256 916
3004909900	Other medicaments other than herbal medicaments, for retail sale	1 184 435	11 556 184	16 896 892	198 964 679
3005101000	Adhesive dressing & oth articles w/ adhesive layer, impregnated/coated	0	93 127	0	1 160 866
3005109000	Adhesive dressing & oth articles w/ adhesive layer other than impregnated/coated	1 269	76 271	23 641	1 144 065
3005901000	Bandages, impregnated/coated w/ pharmaceutical substance, for retail for medical	55 635	539 554	289 207	3 414 132
3005902000	Gauze, impregnated/coated w/ pharmaceutical substance, for retail for medical	9 337	134 487	120 197	1 251 143
3005909000	Wadding & similar articles, impregnated/coated w/ pharmaceutical substance, for retail	3 310	84 735	175 515	3 470 942
3006101000	Sterile absorbable surgical/dental yarn; sterile surgical/dental adhesive	2 380	23 662	172 349	632 271
3006109000	Sterile surgical catgut, sterile adhesive tissue for surgical wound closure	3 453	51 775	670 772	9 191 233
3006200000	Blood-grouping reagents	914	12 772	240 690	2 236 666
3006301000	Barium sulfate (for taking orally)	0	5 638	0	2 455
3006302000	Reagents of microbial origin of kind suitable for veterinary biological	260	2 232	25 133	94 943
3006303000	Oth microbial diagnostic reagents	18	230	1 479	29 741
3006309000	Oth opacifying prep for x-ray exam; oth diagnostic reagents designed for	9 428	73 542	594 949	4 244 807
3006401000	Dental cements & oth dental fillings	1 517	91 191	91 152	692 808
3006402000	Bone reconstruction cements	0	184	0	15 238

**I.3. IMPOR MENURUT KOMODITI / IMPORT BY HS COMMODITY**  
**\*\*\* NOVEMBER/NOVEMBER 2012 \*\*\***

HS	Uraian Komoditi Commodity Description	Berat Bersih / Net Weight (Kg)		Nilai / Value C.I.F (US\$)	
		Bulan ini Current Month	Kumulatif Cum.Jan. to date	Bulan ini Current Month	Kumulatif Cum.Jan. to date
3006500000	First-aid boxes & kits	17 818	48 687	116 057	502 448
3006600000	Chemical contraceptive prep based on hormones/on product heac	1 067	28 369	81 901	1 240 751
3006700000	Gel prep designe used in human/vet medic as lubricant for parts o	499	50 362	1 970	3 836 437
3006910000	Appliances identifiable for ostomy use	339	904	132 315	280 385
3006929000	Waste pharmaceuticals of medic oth thanfor treatment of cancer,	0	827	0	21 769
3101001100	Supplement fertilizers in liquid form,not chemical treat-of solely v	49 808	256 851	69 315	538 179
3101001200	Supplement fertilisers in liquid form,chemical intreated of solely v	0	304 064	0	37 964
3101001900	Oth supplement fertilisers chem/not chem treated oth than liquid	225 117	3 026 752	170 667	1 977 583
3101009100	Suplllement fertilisers, in liquid form, not chemically treated of ani	7 973	71 659	5 993	327 887
3101009200	Supplements fertilisers of animal origin(oth than guano), chemical	0	416	0	1 920
3101009900	Oth animal/vegetable fertilisers,mixing/chemical treat of animal/v	0	63 133	0	33 204
3102100000	Urea, whether/not in aqueous solution	26 776 500	101 869 712	10 870 284	43 783 030
3102210000	Ammonium sulphate	48 771 579	799 788 619	11 924 641	198 255 073
3102290000	Double salts & mix of ammonium sulphate& ammonium nitrate	4 815 000	4 947 426	1 391 536	1 644 488
3102300000	Ammonium nitrate, whether/not in aqueous solutions	21 123 701	333 252 104	12 708 727	195 514 402
3102400000	Mixture of ammonium nitrate with calcium carbonate/oth inorgar	338	1 952 457	5 490	790 622
3102500000	Sodium nitrate	572 000	7 224 723	270 966	3 747 970
3102600000	Double salts & mixtures of calciumnitrate & ammonium nitrate	0	10 482 181	0	4 170 615
3102800000	Mixtures of urea & ammonium nitrate inaqueous or ammoniacal s	0	500	0	4 480
3102900000	Oth mineral/chem fertilisers,nitrogenous,incl mixt not specified in	1 006 123	10 189 894	287 800	4 814 479
3103109000	Superphosphates not feed grade	15 999 300	703 818 100	6 455 614	287 221 068
3103901000	Calcined phosphetic fertilisers	0	50 000	0	10 050
3103909000	Other mineral or chemical fertilisers,phosphatic, oth than superph	41 251 478	1 142 635 383	6 928 617	160 641 477
3104200000	Potassium chloride	144 457 030	2 403 817 468	68 495 658	1 206 229 486
3104300000	Potassium sulphate	40 000	1 746 393	28 800	1 196 562
3104900000	Other mineral/chemical fertilisers,potassic,oth than potassium chl	2 240 818	37 362 632	1 342 944	22 333 001
3105102000	Min/chem fert cont 2/3 of nitrogen,phosphorus&potassium,in tab	9 178	2 627 707	40 687	1 563 135
3105109000	Oth min/chem fert cont 2/3 of nitrogen,phosp&potass,in tabs/sim	38 289	2 114 074	74 119	1 256 471
3105200000	Mineral/chemical fertiliser contan 3 elements nitrogen,phosphoru	22 806 759	273 758 576	13 542 768	160 206 910
3105300000	Diammonium hydrogenorthophosphate(diammonium phosphate)	21 175 290	207 628 169	12 317 544	126 546 921
3105400000	Ammonium dihydrogenorthophosphate (monoammon phosph)&r	350 400	34 291 265	204 954	22 801 756
3105510000	Oth mineral/chemical fertilisers contain nitrates & phosphates	41 001	4 973 005	15 587	2 099 967
3105590000	Oth mineral/chemical fertilisers contain nitrogen&fosfor, than nitr	2 566 190	46 524 075	1 095 152	21 795 507
3105600000	Mineral/chemical fertilisers contain 2fertilising element phosphori	0	123 908	0	129 702
3105900000	Oth mineral/chemical fertiliser cont 2/3elements nitrogen,phosph	19 595 824	58 661 809	8 672 402	30 199 859
3201100000	Quebracho extract	50 250	303 359	106 069	598 336
3201200000	Wattle extract	80 750	403 238	101 675	613 201
3201901000	Gambier	0	4 722	0	37 248
3201909000	Oth tanning extract of vegetable origin;tannine & their salts,esters	407	50 669	7 958	341 359
3202100000	Synthetic organic tanning substances	113 456	2 522 524	216 308	4 367 889
3202900000	Inorganic tanning subst;tanning prep whe/not cont natura tanning	219 778	2 791 632	304 558	4 056 881
3203001000	Coloring matter of vegetable or animalsuitable for use in food/drir	10 935	144 591	421 997	3 332 890
3203009000	Coloring matter of vegetable/animal notsuitable for use in food/di	3 007	68 335	42 106	968 348
3204111000	Disperse dyes & preparations based thereon, crude	1 018 808	8 919 063	3 899 696	40 174 913
3204119000	Disperse dyes & preparations based thereon, oth than crude	1 001 123	8 219 113	4 841 889	45 365 959
3204121000	Acid dyes whether or not premetallised & preparations based ther	53 147	773 751	286 093	4 471 823
3204129000	Mordant dyes& preparations based thereon	24 731	278 222	190 521	2 155 466
3204130000	Basic dyes & preparations based thereon	103 975	614 828	503 349	3 719 258
3204140000	Direct dyes & preparations based thereon	573 039	5 011 777	2 415 671	21 038 511
3204150000	Vat dyes(incl those usable in that state as pigments) &preparation	300 071	2 840 978	1 071 862	17 582 710
3204160000	Reactive dyes&preparations based thereon	887 352	10 459 793	4 290 701	46 285 507
3204170010	Synthetic organic pigment in powder form	976 666	8 841 952	7 940 175	82 609 945
3204170090	Other pigment&preparations based thereonoth than in powder fo	592 340	5 920 812	3 763 996	36 510 736
3204190000	Oth synth organic coloring matter, inclmix of color subhead 3204.	529 692	5 112 013	1 246 890	14 621 790
3204200000	Synthetic organic prods of a kind usedas fluorescent brightening a	534 014	4 123 142	2 750 431	24 915 050
3204900000	Oth synthetic organic coloring, matter,w/ or not chemically define	140 993	3 159 979	730 528	11 252 389
3205000000	Color lakes;preparations as specified inthis chap based on color la	108 131	1 356 862	464 339	5 305 870
3206111000	Pigment base on titanium dioxide contain by weight _ 80 % on dry	4 825 627	59 908 702	15 452 016	209 619 146
3206119000	Preparate base on titanium dioxide contain by weight _ 80 % on di	727 610	5 772 147	2 027 074	20 381 442
3206191000	Pigment base on titanium dioxide contain by weight < 80 % on dry	191 472	1 530 194	885 436	8 030 794
3206199000	Preparate base on titanium dioxide contain by weight < 80 % on di	161 797	1 548 236	674 316	7 511 430
3206201000	Chrome yellow,chrome green,molybdateorange/red base on chro	68 888	1 268 937	322 170	5 500 668
3206209000	Oth pigments & preparations based onchromium compounds	14 507	238 850	163 566	1 598 725
3206411000	Preparations based on ultramarine	3 175	62 195	37 213	322 809
3206419000	Ultramarine	198 768	1 686 230	221 388	3 322 757
3206421000	Preparations based on zinc sulphide	31 070	112 134	40 353	184 766
3206429000	Lithophone & oth pigments based on zincsulphide	10 933	953 314	64 837	2 260 551
3206491000	Preparations of other colouring matter	260 873	2 282 954	825 707	8 372 680
3206499000	Other colouring matter other than ultramarine & lithopone	243 376	3 161 840	1 725 042	21 108 747
3206501000	Preparations of inorganic pigment of akind used as luminophores	22 541	316 774	145 121	2 538 741
3206509000	Oth inorganic pigment/colouring matterof a kind used as luminopt	116 313	1 188 184	565 374	8 781 978

**I.3. IMPOR MENURUT KOMODITI / IMPORT BY HS COMMODITY**  
**\*\*\* NOVEMBER/NOVEMBER 2012 \*\*\***

HS	Uraian Komoditi Commodity Description	Berat Bersih / Net Weight (Kg)		Nilai / Value C.I.F (US\$)	
		Bulan ini Current Month	Kumulatif Cum.Jan. to date	Bulan ini Current Month	Kumulatif Cum.Jan. to date
3207100000	Prepared pigments, prep opacifiers prepcolors & similar prep	903 028	8 621 031	3 438 228	33 522 215
3207201000	Enamel frits	608 816	5 952 519	464 484	6 593 124
3207209000	Oth vitrifiable enamels & glazes, engobe (slips) similar prep	4 675 565	23 042 432	1 939 984	19 330 836
3207300000	Liquid lustres & similar preparations	36 276	342 263	122 160	3 855 521
3207400000	Glass frit & oth glass, in the form of powder granules or flakes	9 136 908	83 989 945	4 821 467	46 576 635
3208101100	Varnishes>100-c hr, based on polyester for dental use, dispersed in	2 253	10 593	66 325	355 237
3208101900	Oth varnishes based on polyesters <100-c hr, disper in a nonaqueo	66 697	720 486	223 986	3 607 749
3208109000	Other paints & varnishe (incl enamels & lacquers) polyester dispers	339 539	3 879 665	1 819 910	21 801 207
3208204000	Anti-fouling/anti-corrosive paints forships hull base on acrylic/viny	98 281	1 413 942	356 849	5 470 749
3208207000	Varnishes (including lacquers), of akind used in dentistry	8 403	175 382	31 606	491 843
3208209000	Other paints & varnishes (incl enamels & lacquers) based on acrylic,	578 537	5 884 267	2 970 538	31 181 595
3208901100	Varnishes (incl.lacquers), exceed >100-cheat-resistant used in dent	6 971	34 733	65 444	356 321
3208901900	Varnishes (incl.lacquers), exceed >100-cheat-resistant used in oth t	345 216	5 475 455	1 536 003	28 077 650
3208902100	Varnishes (incl.lacquers), exceed <100-cheat-resistant used in dent	0	73 729	0	463 232
3208902900	Varnishes (incl.lacquers), exceed <100-cheat-resistant used in oth t	155 697	2 244 915	1 087 860	12 304 311
3208909000	Oth paints & varnishes dispersad/dissolved in a nonaqueous med	742 526	7 192 286	4 048 295	37 573 984
3209101000	Varnishes (inc lacquer)>100-c hr-acrylic vinyl polymer, dispersed in	247 937	2 757 096	534 739	5 872 331
3209104000	Leather paints-based on acrylic or vinyl polymers dispers in a aque	1 845	35 734	16 927	6 810 850
3209105000	Anti-fouling/corrosive paints for shipshulls based on acrylic/vynil p	85 229	1 414 267	240 702	3 949 213
3209109000	Oth paints & varnishes dispersedaqueous/dissolved in aqueuos me	677 393	3 961 725	1 638 077	13 100 900
3209900000	Oth paints based on others varnishesdispers in a aqueous medium	641 824	5 653 416	1 899 789	18 870 975
3210001010	Varnishes (incl lacq) exc > 100-c hrresist of a kind used for finish le	16 088	26 016	59 513	182 971
3210001090	Varnishes (incl lacq) exc < 100-c hrresist of a kind used for finish le	43 540	580 911	225 381	2 262 623
3210002000	Distempers of a kind used for finishingleather	0	928	0	20 267
3210003000	Prepared water pigments of a kind usedfor finishing leather	16 041	213 336	45 576	631 142
3210005000	Polyurethane tar coating of a kind usedfor finishing leather	12 877	240 092	280 837	2 640 248
3210009100	Anti-fouling/corr paints for ships, hulls based on polyurethane	2 396	93 109	8 802	335 300
3210009900	Other paints & varnishes of a kind usedfor finishing leather	43 320	815 450	179 842	3 613 466
3211000000	Prepared driers	42 091	1 518 779	243 243	4 941 115
3212100000	Stamping foils	63 651	809 974	574 255	6 226 905
3212901100	Aluminium paste	143 547	1 815 593	930 960	12 251 226
3212901300	White lead dispersed in oil	19 933	224 330	172 283	1 808 439
3212901400	Oth pigments of aluminium paste, whitelead dispersed in oil for le	44 247	469 107	156 013	2 131 196
3212901900	Oth than pigments of aluminium paste, white lead dispersed in oil f	184 895	2 235 573	685 732	7 629 157
3212902100	Dyes and oth coloring matter put of informs or packing in the food	0	81	0	581
3212902200	Oth dyes used in the food or drinkindustries	349	1 699	900	7 732
3212902900	Oth than dyes in the food or drinkindustries	46 237	595 245	260 351	4 540 002
3213100000	Colours in tablet, tube, jar, bottle, pan, similar form or packing for :	81 981	1 134 111	268 327	3 254 798
3213900000	Oth color not in tablet, tube, jar, bottle, pan/similar form/packing	27 524	230 155	43 626	430 783
3214100000	Glaziers putty, grafting putty, cementscaulking compound	364 777	5 101 584	1 432 728	18 400 726
3214900000	Oth glaziers putty, grafting putty, cements caulking compound	717 896	9 599 348	1 900 492	21 350 755
3215111000	Printing uv curable inks-black	7 612	153 959	55 201	1 211 349
3215119000	Printing inks other than uv curableinks- black	247 927	2 900 784	6 395 816	79 315 226
3215190000	Printing inks, other than black	555 158	7 665 746	4 089 805	54 959 022
3215901000	Carbon mass for one time carbon paper	1 760	12 990	31 439	111 431
3215906000	Drawing ink and writing ink	26 436	356 671	333 441	3 570 292
3215907000	Ink of a kind suitable for use withduplicating machines of heading	15 090	26 075	70 507	237 916
3215909000	Oth ink of a kind suitable for use withduplicating machines of heac	128 506	1 364 034	1 147 955	10 477 319
3301120000	Essential oils of citrus of orange	47 362	619 614	397 375	6 108 455
3301130000	Essential oils of citrus of lemon	19 174	109 856	596 018	2 934 438
3301190000	Other essential oils of citrus fruit	8 961	93 187	115 943	2 163 059
3301240000	Essential oils - of peppermint(mentha piperita)	2 700	74 180	79 571	1 375 067
3301250000	Essential oils - oth of peppermint(mentha piperita)	11 340	122 609	123 228	1 230 554
3301290010	Oth essential oil of lemon grass, citronella, nutmeg, cinnamon, ginc	107	2 998	10 139	56 954
3301290020	Oth essential oils of sandalwood	125	9 625	5 375	419 016
3301290090	Oth essential oils-oth thanpharmaceutical grade	494 518	12 780 058	5 787 653	34 019 623
3301300000	Resinoids	7 861	131 052	130 028	2 046 085
3301901000	Aqueous distillates & solutions ofessential oils suitable for medic u	382	5 043	1 725	118 682
3301909000	Oth essential oils (terpeneless or not),incl concretes& absolutes; r	22 523	661 045	461 363	9 992 608
3302101000	Odoriferous alcoholic prep for thealcohol beverages, liquid form	17 200	25 877	16 615	130 274
3302109000	Oth mixed of odoriferous of a kind usedin the food or drink indust	195 539	2 576 618	2 788 642	31 756 901
3302900000	Oth prep based on odoriferous substancesfor the manufacture of l	1 838 438	18 513 471	27 049 066	296 691 428
3303000000	Perfumes & toilet waters	151 410	1 591 744	7 348 073	79 675 190
3304100000	Lip make-up preparations	37 276	305 646	702 932	7 712 794
3304200000	Eye make-up preparations	41 831	536 731	1 027 097	13 452 343
3304300000	Manicure or pedicure preparations	5 795	69 243	75 869	820 995
3304910000	Beauty or make up preparations powders, whether or not compres	56 906	1 150 567	1 042 620	11 958 821
3304992000	Anti-acne creams	75	3 826	4 057	141 988
3304993000	Oth Face or skin creams & lotions	231 600	3 134 280	4 081 490	37 580 643
3304999000	Oth than anti-acne creams and oth faceor skin creams & lotions	588 797	4 804 110	7 664 621	58 082 016
3305101000	Having anti-fungai shampoo	322 092	6 947 052	1 130 487	23 898 889

**I.3. IMPOR MENURUT KOMODITI / IMPORT BY HS COMMODITY**  
**\*\*\* NOVEMBER/NOVEMBER 2012 \*\*\***

HS	Uraian Komoditi Commodity Description	Berat Bersih / Net Weight (Kg)		Nilai / Value C.I.F (US\$)	
		Bulan ini Current Month	Kumulatif Cum.Jan. to date	Bulan ini Current Month	Kumulatif Cum.Jan. to date
3305109000	Oth having anti-fungai shampoo	2 106 271	24 424 355	7 220 277	85 138 920
3305200000	Preparations for permanent waving or straightening	34 095	243 164	147 227	1 349 183
3305300000	Hair lacquers	67 612	780 935	167 694	3 020 270
3305900000	Others preparations for use on the hair	324 860	5 145 601	1 994 925	26 488 146
3306101000	Prophylactic pastes & powders	312 689	2 553 699	2 003 446	14 936 227
3306109000	Oth prophylactic pastes & powders	21 858	247 285	55 382	1 013 154
3306200000	Yarn used to clean between the teeth(denital-floss)	237	3 379	4 900	94 875
3306900000	Oth yarn used to clean between the teeth(denital-floos)	46 717	511 435	169 647	1 131 919
3307100000	Pre-shave, shaving or after-shave preparations	5 806	77 379	63 537	642 875
3307200000	Personal deodorants & antiperspirants	169 952	1 828 620	1 637 431	17 754 130
3307300000	Perfumed bath salts & oth bath prep,deodor room incl prep used r	154 296	1 528 551	351 947	3 366 935
3307411000	Scanted powders (incense) of a kind used during religious rites	234 822	1 600 505	158 798	1 099 058
3307419000	Oth scanted powder (incease) of a kind used during religious rites	211 814	1 260 677	169 417	1 375 331
3307491000	Room perfuming preparations, whether or not having disinfectant	62 805	828 227	656 221	5 178 797
3307499000	Oth prep for perfuming or deodor rooms,incl odoriferous preparat	34 741	411 542	173 443	2 945 904
3307901000	Animal toilet preparations	15 919	79 497	31 259	272 972
3307903000	Papers & tissues, impregnated or coated with perfume or cosmetic	42 654	331 569	76 360	694 997
3307904000	Other perfumery or cosmetics, including depiletorles	15 055	20 726	97 415	192 488
3307905000	Contact lens solution	5 086	342 857	60 858	1 742 284
3307909000	Oth animal toilet prep, paper & tissue other ferfume or cosm, cont	0	33 757	0	771 978
3401111000	Soap, organic surface-active-for toilet use-medicated prods	11	86 829	150	167 949
3401112000	Bath soap	999 763	6 378 213	2 109 424	13 045 657
3401113000	Oth of felt or nonwovens, impregnated, coated or covered with so:	1	6 441	2	61 527
3401119000	Oth medicated prod & oth of felt or nonwovens, impreg, coated w.	3 253	209 214	17 331	1 342 963
3401191000	Of felt/nonwovens impregnated, coated with soap or detergent	227	25 468	857	144 526
3401199000	Oth of felt or nonwovens, impregnated, coated or covered with so:	82 841	1 720 422	156 447	5 449 848
3401202000	Soap chips	0	8 003	0	78 218
3401209100	Soap of a kind used for flotation deinking or recycled paper	24	23 700	28	42 680
3401209900	Oth soap of kind used for flotation deinking or recycled paper	56 614	379 822	110 015	697 959
3401300000	Org surf-active prod & prep for washing the skin in the liq/cream fo	37 443	425 096	613 515	5 589 043
3402111000	Sulphated fatty alcohols	621 714	2 497 562	1 125 167	5 167 086
3402114000	Sulphanated alkylbenzene	132 254	1 600 790	241 793	3 655 232
3402119100	Wetting agents of a kind used in the manufacture of herbicides	133 775	1 341 082	468 262	4 581 537
3402119900	Oth anionic-organic surface-active agent with or not put up for ret:	994 526	8 056 424	2 055 591	18 084 617
3402121000	Wetting agents used in the manu of herbiced-cationic	174 981	831 167	502 454	1 958 158
3402129000	Oth cationic-organic surface-active agent with/not put up for retail	1 228 655	9 642 821	3 162 761	28 201 869
3402131000	Hydroxyl-terminated polybutadiene	451 130	5 502 615	1 198 447	16 185 255
3402139000	Oth hydroxil-terminated polybutadiene	2 198 461	21 071 800	5 088 247	55 554 732
3402191000	Organic surface active of a kind suitable for use in fire extinguishin	4 007	157 991	23 741	766 283
3402199000	Oth organic surface-active of kind suitable for use in fire extinguish	879 839	12 285 950	2 306 067	29 451 224
3402201100	Anionic surface active prep. in liquid form-put up for retail sale	238 482	1 532 494	372 408	2 481 921
3402201200	Anionic washing prep & cleaning prep, incl bleach cleans, liquid for	79 791	1 186 950	260 208	3 371 523
3402201300	Oth surface active preparations- in liquid form, for retail sale	233	271 747	2 679	188 368
3402201900	Oth wash prep & clean prep, incl bleach cleans & degreas prep, liqui	79 287	1 650 861	609 290	6 650 442
3402209100	Anionic surface active prep. oth than in liquid form-for retail sale	18 006	37 322	53 471	122 759
3402209200	Anionic washing prep & clean prep, incl bleach, cleans-oth than liq	57 140	1 904 803	52 209	1 813 325
3402209300	Oth surface active preparations	344	2 212	994	41 285
3402209900	Oth wash prep & clean prep /cleaning prep incl bleaching, cleansin	102 519	2 038 052	271 735	5 200 507
3402901100	Wetting agents of anionic surface active preparations	81 290	2 304 096	270 713	7 237 331
3402901200	Oth anionic wash prep not wetting agents	476 733	7 696 023	1 218 219	18 243 177
3402901300	Anionic washing prep. or cleaning incl bleaching, cleansing or degre	822 582	6 782 992	1 156 544	12 302 382
3402901400	Wetting agents of other surface active preparations	48 882	207 749	87 143	564 692
3402901500	Oth organic surface active in liquid form, not wetting agents	59 536	1 443 650	574 898	9 205 751
3402901900	Oth wash prep or clean prep, incl bleach cleans or degreasing prep	413 272	3 846 007	978 994	11 848 449
3402909100	Wetting agents of anionic surface active preparations	24 672	133 114	70 621	427 723
3402909200	Anionic wash prep & clean prep, incl bleach, cleans-not liquid-not re	228 610	1 463 017	312 057	4 364 612
3402909300	Anionic surface-active prep, not liquid form not for retail sale	117 680	2 831 190	310 555	5 126 360
3402909400	Anionic surface-active prep, not liquid form, wetting agent not for	19 408	123 604	85 157	534 080
3402909500	Anionic surface-active prep, not liquid form, not wet agent not for	242 007	8 041 202	616 696	14 442 631
3402909900	Oth wash/lean prep, incl bleach cleans oth than liquid-not for retail	26 124	763 901	131 639	2 632 505
3403111100	Liquid lubricating oil prep, for treat of textile, or oth material, con	96 797	1 138 281	330 968	4 802 144
3403111900	Oth liquid prep for the treatment of textile or oth materials, con	22 551	361 059	84 939	1 205 308
3403119000	Oth prep for the treatment of textile materials, oth than liquid, con	261 348	2 502 473	879 309	8 059 666
3403191100	Liquid oil for aircraft engine cont petroils/oils obtain. bituminous r	0	72 299	0	552 774
3403191200	Oth liquid prep content silicone oil, cont petrole oils, or bituminous	36 556	252 529	212 588	1 233 224
3403191900	Oth liquid for other purposes cont petrol oil or bituminous mineral	2 909 863	34 241 625	7 477 681	88 830 840
3403199000	Oth lubricating prep cont petroleum oil	196 949	4 470 768	891 859	17 807 385
3403911100	Liquid prep cont silicone oil-for treat of textile, or oth matt, not con	50 963	770 486	195 618	3 629 704
3403911900	Liquid prep for treatment of textile mater, not cont petroleum oil &	178 626	2 801 278	554 089	9 690 777
3403919000	Liquid preparat for treatment of textile the material, not cont pet	717 397	7 054 930	1 990 985	20 282 101
3403991100	Liquid oil for aircraft engine not cont petroleum oils or oils obtain t	265	34 251	2 508	200 447

**I.3. IMPOR MENURUT KOMODITI / IMPORT BY HS COMMODITY**  
**\*\*\* NOVEMBER/NOVEMBER 2012 \*\*\***

HS	Uraian Komoditi Commodity Description	Berat Bersih / Net Weight (Kg)		Nilai / Value C.I.F (US\$)	
		Bulan ini Current Month	Kumulatif Cum.Jan. to date	Bulan ini Current Month	Kumulatif Cum.Jan. to date
3403991200	Oth liquid prep content silicone oilcont petrol oil,or bituminous mi	17 816	83 250	43 952	235 208
3403991900	Oth liquid for other purpose not contpetroleum oil or bituminous i	89 289	854 562	283 544	3 139 621
3403999000	Preparat for treat of textile,leatheroth mater,not cont petrol oil,nc	419 640	4 860 813	2 866 281	22 653 397
3404200000	Artificial waxes & prepared waxes,ofpoly(oxyethylene) (polyethylene	309 866	4 190 487	852 352	10 590 053
3404901000	Oth artificial waxes & prepared waxes.	1 523	178 400	16 922	472 904
3404909000	Oth artificial waxes & prepared waxes.	1 248 503	13 614 575	3 205 029	36 745 474
3405100000	Polishes, creams & similar preparat forwear or leather	21 208	193 037	92 066	1 001 861
3405200000	Polishes,creams & similar prep for themaintenance of wooden fur	882	13 841	13 744	182 275
3405300000	Polishes & similar prep for coachwork,oth than metal polishes	60 121	607 927	170 538	1 712 266
3405401000	Abrasive lapping & honing,in the form offlour,scouring pastes & pc	575	31 003	3 956	78 728
3405409000	Oth scouring pastes & powders & othscouring preparations	7 682	145 535	26 367	877 932
3405901000	Metal polishers	3 326	219 357	21 853	542 337
3405909000	Oth polishes & cream, for footwear,furniture, floors	65 955	463 370	156 726	1 574 157
3406000000	Candles, tapers & the like	136 965	1 056 932	180 869	1 702 217
3407001000	Modelling pastes, incl those put up forchildrens amusement	22 428	210 199	62 748	616 278
3407002000	Prep known as ""dental wax"", in sets,packings,retail sale or in pla	3	888	200	35 655
3407003000	Other preparations for use in dentistry,with a basis of plaster of ca	1 160	59 305	94 879	1 331 102
3501100000	Casein	340 194	2 870 952	2 705 164	24 664 901
3501901000	Caseinates & other casein derivatives	219 961	2 276 124	2 041 407	22 306 843
3501902000	Casein glues	669	2 465	3 560	13 907
3502110000	Egg albumin - dried	14 021	112 023	142 440	764 438
3502190000	Egg albumin - oth than dried	1 996	4 604	17 863	40 163
3502200000	Milk albumin,incl concentrates of >= 2whey proteins	19 950	327 718	327 032	2 730 532
3502900000	Oth egg albumin	501	1 660	20 410	73 454
3503001100	Glues of fish glues	2	12 459	260	112 138
3503001900	Glues of oth than fish glues	904	89 906	5 307	303 713
3503003000	Isinglass	2 738	34 034	15 713	142 651
3503004100	Gelatin in powder form with bloatinglevel a-250 or b-230 or higher	0	321 621	0	2 366 396
3503004900	Oth gelatin derivatives,isinglass,othglue of animal origin,excl casei	300 604	3 129 217	2 212 194	22 941 385
3504000000	Peptones and their derivatives, othprotein substances and their	399 090	2 750 047	1 839 302	10 376 375
3505101000	Dextrins, soluble or roasted starches	6 653 989	68 476 834	4 523 436	43 923 835
3505109000	Oth dextrins & oth modified starches	4 858 606	79 715 952	4 689 257	71 050 036
3505200000	Glues based on starches/dextrins	439 397	5 333 797	989 266	12 451 015
3506100000	Prods suitable for use as glues/adhesive for ret sale as glues/adhe:	476 378	3 847 501	1 938 336	20 167 098
3506910000	Adhesives based on polymers of heading39.01 to 39.13 or on rubb:	2 382 206	25 204 656	7 795 738	82 532 679
3506990000	Oth adhesives based on polymers ofheadings 39.01 to 39.13 or on	1 564 043	14 521 172	5 465 575	57 708 514
3507900000	Oth enzymes; prepared enzymes nes orinlude	358 387	4 355 141	3 835 150	33 834 160
3601000000	Propellent powders	30 026	190 213	530 496	3 007 962
3602000000	Prepared explosive, oth than propellentpowders	186 780	1 706 965	983 607	10 388 414
3603001000	Semi-fuses, elemented caps, signal tubes	0	130 761	0	3 298 768
3603002000	Safety fuses or detonating fuses	97 997	513 927	665 076	2 979 059
3603009000	Oth safety fuses, detonat fuses,percussion detonat caps,igniters,el	254 148	38 344 093	10 543 985	56 110 415
3604100000	Firecrackers and other fireworks	1 129 805	19 209 061	1 569 615	25 695 408
3604903000	Signalling flares or rockets	0	97	0	21 800
3604909000	Oth miniatu pyrotechnic munitions &percussions cap for toy, sign	63 079	128 340	506 442	900 845
3606100000	Liquid/liquified-gas fuel in containersused for filling or refilling <= 1	13 247	57 554	12 567	45 174
3606901000	Solid or semi-solid fuels, solidifiedalcohol & oth similar prepared fi	14	3 920	1 455	354 363
3606902000	Lighter flints	17 964	214 172	274 356	1 636 752
3606903000	Oth ferro-cerium & oth pyrophoric alloyin all forms	0	99	0	5 930
3606904000	Resin torches, firelighters & the like	8 678	24 002	5 876	43 342
3606909000	Oth solid or semi-solid fuels,solidified alc & oth similiar prep fuels	1 667	14 137	5 366	98 018
3701100000	Photographic plates & film in the flatsensitised for x-ray	40 045	429 635	1 147 773	10 826 761
3701200000	Photographic plates & film in the flatsensitised for instants print fil	3 267	44 215	460 959	1 390 400
3701300000	Oth plates & film, with any side>255 mm	326 056	3 164 509	2 447 907	19 352 946
3701911000	Photo plates & film in the flatsensitised suitable for use in the prin	0	40	0	447
3701919000	Oth photo plates & film in the flatsensitised suitable for use in the	3 938	15 504	49 349	130 775
3701991000	Oth plats & film photogrhap (polychrome)pecially manuf for print	58 142	2 183 352	62 200	1 530 756
3701999000	Oth polychrome suitable for use in theprinting industry	4 659	54 169	34 265	282 241
3702100000	Photographic film in rolls, sensitisedfor x-ray	56	16 506	4 202	508 142
3702310000	Photographic film in rolls, sensitisedfor colour photography	0	161	0	4 007
3702320010	Photo film in roll, sensitised suitablefor use in medical, surgical, de	18	14 713	26	46 660
3702320090	Oth photo film in roll, sensitisedsuitable for use in medical,surgical	3	14 573	252	6 382
3702390010	Infra red transparent film	0	11 500	0	82 962
3702390090	Oth film, without perforat, of a width <105 mm	119	10 212	2 342	337 977
3702410000	Film for color photography,width>610mmlength >200m, prepar fc	1	1	1	1
3702430010	Infra red transparent film, width > 610mm, length < 200 m	0	137	0	10 057
3702430090	Oth film, width > 610mm, length < 200mspecially prepared for me	0	33 505	0	655 771
3702440010	Infra red transparent film, 105mm <width < 610mm	0	60	0	961
3702440090	Oth film, 105mm< width<610mm, speciallyprepared for medical s	2 420	158 130	32 210	1 273 212
3702529090	Oth film for color photo width<6mm,length<14 m for medical ser	24	72	2 076	5 619
3702530000	Film for colorphoto 16mm<width<35mm,length<30m for slides	26	374	1 870	6 573

**I.3. IMPOR MENURUT KOMODITI / IMPORT BY HS COMMODITY**  
**\*\*\* NOVEMBER/NOVEMBER 2012 \*\*\***

HS	Uraian Komoditi Commodity Description	Berat Bersih / Net Weight (Kg)		Nilai / Value C.I.F (US\$)	
		Bulan ini Current Month	Kumulatif Cum.Jan. to date	Bulan ini Current Month	Kumulatif Cum.Jan. to date
3702549000	Oth film for color photo16mm<width<35mm, length<30m, oth the	399	8 738	59 527	116 027
3702552000	Film for color photo 16mm< width<35mm,length<30m, for cinem	0	10 669	0	511 848
3702569000	Oth film width>35mm,for colorphotography special prepared for r	0	65	0	3 391
3702969000	Oth film for colour photo suitable foruse in cinematography	0	622 802	0	598 982
3702979000	Oth film width<35mm, length>30 suitablefor use in cinematograp	543	2 982	12 624	54 640
3702989000	Oth film oth than for color photography	28	15 893	243	40 308
3703101000	Photographic paper, paperboard&textil,unexposed, rolls,width of	21 259	260 298	34 368	247 934
3703109000	Photographic paper, paperboard&textil,unexposed, rolls,width of	56 423	645 248	83 277	2 923 283
3703200000	Oth photograph paper, sensitis, unex-posed for color photography	316 520	1 929 917	2 578 482	14 417 092
3703900000	Oth photograph paper, paperboard & textsensitised, unexposed.	22 990	618 632	59 283	1 014 880
3704001000	Plate & film for x-ray,unexposed but notdeveloped	3	3 109	15	22 175
3704009000	Oth photograph plates,film,paper,paper-board & textiles,expos bu	4 612	149 451	60 897	796 926
3705100000	Photograph plates & film, exposed &developed,for offset reprodu	2 835	200 930	3 120	187 983
3705901000	Oth photograph plates & film, expos &developed for x-ray	0	1 285	0	5 248
3705902000	Microfilms, exposed and developed	0	37	0	225
3705909000	Oth photograph plates & film,expos &developed,oth than cinemat	39 204	81 134	29 341	529 680
3706101000	Newsreels,travelogues,technical &scientific film exposed&develope	0	55	0	2 668
3706103000	Cinematograph film,expos &develop,ofwidth>= 35 mm,with pictur	0	7	0	1 512
3706109000	Oth cinematograph film, expos &developed of a width >= 35 mm	245	18 886	18 903	1 334 521
3706903000	Oth cinematographic film,expos &developwith or not incorporatin	5	51	9	134
3707100000	Sensitising emulsion,for photo use(oth than varnishes, glue, adhes	4 167	98 483	38 670	381 579
3707901000	Flashlight materials, unmixed prods forphoto uses,put up in meas	401	4 554	5 246	280 117
3707909000	Oth chemical prep for photographic uses,put in measur portions, r	284 332	3 021 057	1 066 762	16 669 088
3801100000	Artificial graphit,in the form of pasteblocks,plates or oth semiman	588 584	4 567 660	875 380	9 232 807
3801200000	Colloidal/semi-colloidal graphite, inpastes,blocks,plates or oth ser	372	144 608	2 654	406 587
3801300000	Carbonaceous pastes for electrodes &similar paste & for furnace li	2 747 899	17 186 385	1 971 120	11 557 549
3801900000	Oth artificial graphit;colloidal or semigraphite,pastes, blocks or pla	441 723	2 552 880	696 297	5 769 593
3802100000	Activated carbon, including spent animalblack	731 819	6 101 792	1 267 550	12 168 839
3802901000	Activated bauxite, including spentanimal black	300	1 593	1 666	5 623
3802902000	Activated clays & activated earth, inclspent animal black	43 745	2 161 183	13 406	1 101 383
3802909000	Oth activat natural mineral prod,animalblack include spent animal	807 310	13 690 472	922 224	14 454 573
3803000000	Tall oil, whether or not refined	0	187 026	0	379 950
3804001000	Concentrated sulphite lye	49 555	1 464 312	38 240	1 126 174
3804009000	Oth residual lyes from woodpulp with ornot concentrat,desugar /	469 961	6 568 235	835 489	11 285 496
3805100000	Gum, wood or sulphate turpentine oils	14 746	131 419	24 239	378 619
3805900000	Oth terpenic oil produc by the distillat of coniferous wood & oth c	158 907	1 943 060	364 467	4 912 294
3806100000	Rosin & resin acids	71 718	608 296	116 661	2 074 645
3806200000	Salt of rosin,of resin acid, of drv orresin acid,oth than salt of rosin :	16 756	186 680	33 172	647 896
3806309000	Ester gums - in oth forms	186 766	1 446 378	636 279	4 926 145
3806901000	Run gums in blocks	409	16 768	5 100	36 216
3806909000	Oth derivates rosin & resin acids thereo	523 383	5 791 614	1 019 706	12 150 435
3807000000	Wood tar, wood tar oils, wood creosote,wood naphtha, vegetable	20 801	171 780	43 180	260 893
3808501000	Insecticides, in subhd note 1	100 374	4 194 917	654 639	12 792 936
3808502100	Fungicides in aerosol containers	12 087	371 755	10 116	3 938 659
3808502900	Oth fungicides in aerosol containers	166 665	2 490 994	743 156	11 442 639
3808503100	Herbicides in aerosol containers	0	74 243	0	141 124
3808503900	Oth herbicides in aerosol containers	159 523	2 328 805	145 066	4 669 709
3808504000	Herbicides, anti-sprouting products subhnote 1	345	26 467	2 398	166 734
3808505000	Herbicides plant-growth reg subhd note 1	1 828	342 858	14 840	4 291 230
3808506000	Disinfectants, subhd note 1	9 823	285 574	45 772	1 487 382
3808509900	Oth disinfec,smilar prod,put up in form/pack for ret sale,subhd1,nc	1 952	186 652	44 160	1 451 196
3808911100	Intermediate preparation for the mnfactof insecticides cont 2-(1-N	0	24 854	0	792 955
3808911900	Oth intermediate preparatfor the mnfactof insecticides cont 2-(1-I	305 410	2 744 180	3 256 092	22 593 923
3808912000	Intermediate preparation for the mnfactof insecticides of mosquit	0	11 987	0	48 935
3808913000	Intermediate preparation for the mnfactof insecticides of mosquit	0	42 110	0	737 821
3808919100	Insecticides in aerosol containers havina deodorosing function	0	15 909	0	247 503
3808919200	Oth insecticides in aerosol containershaving a deodorosing functio	16 413	174 397	172 777	1 157 961
3808919300	Oth insecticides in oth aerosol containehaving a deodorosing funci	0	41 963	0	281 217
3808919900	Oth insecticides in oth aerosol containehaving oth function	236 817	4 961 024	4 644 598	55 541 462
3808921100	Fungicides, in aerosol container w/avalidamycin cont<3% netto	0	30 666	0	189 800
3808921900	Oth fungicides, in aerosol container w/avalidamycin cont<3% nett	115 216	1 677 218	532 410	6 500 260
3808929000	Oth fungicides, in aerosol container	832 964	7 954 292	3 770 835	47 847 018
3808931100	Herbicides, anti-sprouting product andplant-growth regulator in a	0	65 093	0	161 514
3808931900	Oth herbicides,anti-sprouting product &plant-growth regulator in :	1 705 694	17 231 212	6 885 722	78 562 654
3808932000	Herbicides, anti-sprouting products notsubhd note 1	0	42 875	0	89 796
3808933000	Herbicides, plant-growth regulator, notsubhd note 1	252 504	4 086 672	993 090	10 905 220
3808941000	Disinfectants containing mixtures of coal tar acid and alkalis	0	1 474	0	9 690
3808942000	Oth disinfectants containing mixtures ofcoal tar acid and alkalis in	0	4 541	0	18 168
3808949000	Oth disinfectants containing mixtures ofcoal tar acid and alkalis	23 608	2 654 276	149 635	2 831 300
3808991000	Wood preserv containing insecticides orfungicides	2 350	519 786	15 320	972 079
3808999000	Oth wood preserv containing insecticidesor fungicides	205 246	1 842 714	619 371	5 661 895

**I.3. IMPOR MENURUT KOMODITI / IMPORT BY HS COMMODITY**  
**\*\*\* NOVEMBER/NOVEMBER 2012 \*\*\***

HS	Uraian Komoditi Commodity Description	Berat Bersih / Net Weight (Kg)		Nilai / Value C.I.F (US\$)	
		Bulan ini Current Month	Kumulatif Cum.Jan. to date	Bulan ini Current Month	Kumulatif Cum.Jan. to date
3809100000	Finish agent,dye carriers to accele witha basis of amyloseous subst	212 259	2 436 697	206 270	2 531 156
3809911000	Finish agent,dye carriers to accele kindused in the textile or like in	925 176	16 929 294	1 346 803	24 752 154
3809919000	Softening of finish agent,dye carrier toaccele kind used in the tex/	1 310 941	12 052 283	3 376 458	29 803 006
3809920000	Oth finish agent,dye carriers to accelekind used in the paper or lik	1 950 511	27 765 928	4 449 583	60 098 182
3809930000	Oth finish agent,dye carriers to accelekind used in the leather or lil	363 679	4 000 735	963 489	11 718 824
3810100000	Pickling prep for metal surfac,soldering, brazing, welding powders	680 497	10 054 905	3 209 587	36 871 835
3810900000	Other prep of a kind used as cores orcoating for weld electrodes o	719 888	5 106 974	1 738 588	19 293 541
3811110000	Anti-knock preparation, based on leadbased on lead compound	32	8 379	422	37 713
3811190000	Oth anti-knock preparations	76 102	1 094 758	439 988	6 279 424
3811211000	Additive for lubricat oils,cont petrooil & oil obtain from bitumin,rc	20 970	161 219	97 410	918 034
3811219000	Additive for lubricat oils,cont petrooil & oil obtain from bitumin,n	5 097 359	39 630 690	19 495 522	157 324 553
3811290000	Oth additive for lubricat oils,contpetrol oil & oil obtain from otmn	416 676	2 409 853	887 873	6 421 216
3811901000	Anti knock prep, rust preventativ &corrosion inhibitors	313 782	5 179 353	1 345 349	18 975 061
3811909000	Oth anti-knock prep.,for mineral oilliquid used as mineral oils	479 258	7 573 782	1 684 859	27 689 891
3812100000	Prepared rubber accelerators	1 766 931	19 142 270	5 107 186	55 703 696
3812200000	Compound plasticisers for rubber orplastics	1 339 869	13 309 538	3 300 980	31 619 906
3812300000	Anti oxidising prep & oth compoundstabilisers for rubber or plastic	2 775 310	28 424 442	7 396 298	78 396 888
3813000000	Prep. & charge for fire-extinguishercharged fire-extinguishing gren	402 380	2 821 763	555 096	5 951 406
3814000000	Organic composite solvents & thinners,prepared paint or varnish r	651 230	8 116 233	1 762 710	20 923 155
3815110000	Supported catalyst,with nickel/nickelcompounds as the active sub:	63 139	700 534	809 716	10 466 349
3815120000	Supported catalyst, with precious metalcompounds as the active s	12 504	454 186	266 308	15 082 235
3815190000	Oth supported catalysts	903 769	9 175 332	6 614 062	62 324 572
3815900000	Oth reaction initiators,reactionaccelerators catalytic prep, nes or i	907 809	10 378 410	4 177 348	43 705 699
3816001000	Refractory cements	3 406 413	24 280 528	2 780 815	21 135 420
3816009000	Oth refractory cements	1 041 015	13 425 322	756 065	15 402 694
3817000000	Mixed alkybenzenes & mixed alkylnaphthalanes oth than head 27	6 276 550	67 167 150	12 155 949	127 288 782
3818000000	Wafers/discs with silicon content	16 371	351 149	369 795	5 454 314
3819000000	Hyd brake fluid&oth for hyd trnsmssionwhether or not cont<70%	300 853	3 414 325	737 353	7 944 756
3820000000	Anti-freezing preparations & preparedand prepared de-icing fluids	97 017	4 021 489	284 816	8 575 855
3821001000	Prepared culture media for developmentof micro organics	5 770	69 552	230 074	3 122 994
3821009000	Oth prepared culture media fordevelopment of micro organics	12 703	64 352	100 179	679 869
3822001000	Plate,sheet,film, foil&strip of plasticimpreghtd/coated with diag re	22 225	438 723	1 613 947	13 693 729
3822002000	Paperboard,cellulose wadding & web fibreimpreghtd/coated with	1 628	257 654	55 020	1 381 232
3822003000	Sterilisation indicator strips and tapes	4 670	78 946	122 331	2 830 153
3822009000	Oth diagnostic/lab reagents & preparedwhether or not head 30.02	170 716	1 903 697	5 505 043	54 695 999
3823110000	Stearic acids	491 165	4 577 319	596 469	6 274 990
3823120000	Oleic acids	30 959	326 950	54 150	626 531
3823130000	Tall oils fatty acids	170 967	1 842 622	264 655	2 897 540
3823191000	Acids oil from refining	739	151 283	3 481	477 884
3823199000	Oth industrial monocarboxylic fatty acid	732 407	7 484 230	1 399 235	14 278 290
3823701000	Industry fatty alcohols in the form ofwax	13 507	75 588	47 306	237 804
3823709000	Oth industry fatty alcohols in the form of wax	1 822 702	17 912 404	3 042 356	35 722 683
3824100000	Prepared binders for foundry moulds orcore	455 773	8 450 307	756 802	13 167 534
3824300000	Non-agglomerated metal carbides mixedtogether with metallic bir	2 253	38 102	3 359	163 264
3824400000	Prepared additives for cements, mortarsor concretes	4 118 416	34 442 041	7 043 343	61 265 808
3824500000	Non-refractory mortars & concretes	70 621	1 061 570	262 463	1 850 941
3824600000	Sorbitol oth than that ofsubheading 2905.44	793 428	5 587 932	503 001	3 723 017
3824719000	Oth mix cont halogenated, drv methane, ethane cont cfc, pfcs, hf	3 708	28 348	76 840	600 700
3824720000	Mix cont halogenated, drv methane,ethane cont bromochlorodi(tr	1 815	22 889	26 390	45 385
3824730000	Mix cont halogenated, drv methane,ethane containing hbfc	0	2	0	80
3824749000	Oth mix cont halogen,drv methane,ethanecont hbfc<70% petro o	90	80 215	8 072	217 969
3824750000	Mix cont halogenated, drv methane,ethanecontaining carbon tetr:	0	330	0	15 821
3824760000	Mix cont halogenated,drv methane,ethanecont 1,1,1-3-chloroetha	0	1 462	0	9 630
3824770000	Mix cont halogenated, drv methane,ethanecont bromomethane /	0	94	0	3 780
3824780000	Mix cont halogenated, drv methane,ethanecont pfcs or hfcs but n	13 652	128 800	34 220	696 655
3824790000	Other mix cont halogenated, drv methane,ethane	546 354	12 255 561	2 232 432	22 970 996
3824810000	Mix & preparation containing oxirane(ethylene oxide)	30 720	261 267	87 335	768 155
3824820000	Mix & preparation containing pbbs, PCBs, PCTs	532	293 776	19 176	2 858 826
3824830000	Mixtures & preparation containing tris(2,3-dibromopropyl) phosph	40 004	174 825	16 688	399 659
3824901000	Ink removers, stencil correctors & oth,corrector fluids in package	124 995	1 413 704	529 211	5 020 257
3824903000	Copying pastes with a basis of gelatinpresented in bulk/ready to u:	31 774	475 539	127 482	1 859 653
3824904000	Composite inorganic solvents	383 377	5 157 256	1 175 106	14 173 152
3824905000	Acetone oil	3 352	145 578	33 006	891 239
3824906000	Preparations/mixtures cont monosodiumglutamate	87 238	830 258	308 138	4 828 304
3824907000	Mixtures of chemical, of a kind used inmanufactured of foodstuff	461 027	6 708 306	1 737 059	27 565 611
3824909100	Naphthenic acids, their water insolublesalts and their esters	360 814	3 897 904	1 458 862	11 923 129
3824909900	Oth prods & preparations cont cfc-11,12,115, and halon	898 360	13 905 419	5 069 845	62 892 620
3825100000	Municipal waste	0	18 000	0	43 687
3825301000	Clinical waste	1	54	3	1 837
3825309000	Clinical waste	0	19	0	1 311
3825900000	Oth residual prods of the chemical/allied industry	0	1 758	0	30 129

**I.3. IMPOR MENURUT KOMODITI / IMPORT BY HS COMMODITY**  
**\*\*\* NOVEMBER/NOVEMBER 2012 \*\*\***

HS	Uraian Komoditi Commodity Description	Berat Bersih / Net Weight (Kg)		Nilai / Value C.I.F (US\$)	
		Bulan ini Current Month	Kumulatif Cum.Jan. to date	Bulan ini Current Month	Kumulatif Cum.Jan. to date
3826009010	Fatty acid methyl ester (FAME)	86 400	100 454	161 568	401 686
3826009090	Oth coconut methyl ester and fatty acidmethyl ester	1 999 933	2 000 795	1 919 936	1 935 226
3901101200	Linier Low Density Polyethylene in theform of liquids or pastes	312 950	2 292 113	482 228	3 818 932
3901101900	Oth linier Low Density Polyethylene inthe form of liquids or pastes	1 572 835	11 923 200	2 827 558	22 019 193
3901109200	Polyethylene having a specific gravity <0.94 in oth form	15 433 622	116 921 493	21 457 857	155 874 931
3901109910	Low Density Polyethylene	16 772 907	171 898 158	25 076 617	254 682 719
3901109990	Oth low Density Polyethylene	495 067	8 151 077	971 575	15 677 800
3901200000	Polyethylene having a specific gravity0.94 or more	20 573 573	239 439 571	29 756 145	340 754 888
3901300000	Ethylene-vinyl acetate copolymers	4 036 456	38 988 807	6 285 020	66 217 876
3901904000	Polymers of ethylene in dispersions	798 151	4 863 760	1 243 811	7 877 913
3901909000	Oth polymers of ethylene in oth form	7 542 027	116 013 826	13 553 662	182 197 106
3902103000	Polypropylene in oth form	240 053	2 545 511	351 772	4 030 238
3902109010	Polypropylene in dispersion	182 940	1 792 339	329 138	4 006 569
3902109020	Polypropylene in granule form	49 288 870	497 420 567	72 015 369	712 738 290
3902109090	Polypropylene in oth form	4 193 255	34 650 817	7 579 460	65 608 928
3902200010	Polysobutylene liquids/pastes	176 557	1 810 059	402 870	5 246 216
3902200090	Polysobutylene in oth forms	81 454	689 908	231 867	2 266 957
3902303000	Propylene copolymers in liquid or pastes	130 324	877 865	778 854	5 794 134
3902309010	Propylene copolymers in granule	21 143 942	226 941 059	33 984 174	368 116 398
3902309090	Propylene copolymers in other forms	646 018	7 912 091	1 079 515	13 022 823
3902901000	Oth polymers of propylene in oth form	47 383	652 320	183 400	2 213 269
3902909010	Oth polymers of propylene in liquid orpastes	423	126 616	4 072	446 662
3902909090	Oth polymers of propylene in oth form	364 746	6 117 193	1 233 851	20 123 011
3903111000	Expansible polymers of styrene ingranule	1 019 431	12 616 630	2 188 307	26 347 705
3903119000	Oth expansible polymers of styrene ingranule	463 828	6 349 700	889 060	11 858 027
3903191000	Unexpansible polymers of styreneindispersions	195 591	2 628 081	326 773	4 592 489
3903192100	High impact polystyrene in granules	2 284 621	27 466 940	3 988 670	46 465 092
3903192900	Oth high impact polystyrene in granule	867 590	11 985 577	1 608 714	23 022 625
3903199100	Oth high impact polystyrene in oth form	22 699	1 013 478	55 136	2 522 634
3903199900	Oth polymers of styrene in primary form	694 589	10 884 147	1 273 067	19 524 682
3903204000	Styrene-acrylonitrile (SAN) copolymersin aquaeous dispersion	32 000	195 828	25 760	173 776
3903209000	Oth styrene-acrylonitrile (SAN)copolymers	1 086 996	9 255 226	2 306 243	21 860 115
3903304000	Acrylonitrile-butadiene-styrene (ABS)copolymers in aquaeons disp	2 590	64 828	10 222	432 488
3903305000	Acrylonitrile-butadiene-styrene (ABS)copolymers not in aquaeons	0	1 365	0	9 928
3903306000	Acrylonitrile-butadiene-styrenecopolymers in granules	2 333 191	30 031 758	5 508 750	74 021 102
3903309000	Acrylonitrile-butadiene-styrenecopolymers in other form	6 200 531	70 466 544	12 949 465	155 988 231
3903903000	Oth polymers of styrene in aquaeonsdispersion	108 370	1 305 434	206 397	2 500 078
3903909100	High impact polystyrene ofacrylonitrile-butadiene-styrene	90 993	296 608	175 558	625 488
3903909900	Oth high impact polystyrene ofacrylonitrile-butadiene-styrene	358 108	3 244 516	1 277 897	11 437 859
3904101000	PVC homopolymers, suspension type notmixed with oth substance	1 465 694	14 416 298	1 559 644	14 887 585
3904109100	PVC in granule	111 893	1 831 013	182 485	4 089 320
3904109200	PVC in powder	2 056 504	32 461 132	2 023 557	31 395 162
3904109900	PVC in other form	1 476 209	19 788 098	2 025 731	25 978 197
3904211000	Oth poly(vinyl chloride) non plasticised in granule	22 000	419 493	50 701	680 850
3904212000	Oth poly(vinyl chloride) non plasticised in powder	2 468	430 352	4 800	535 737
3904219000	Oth poly(vinyl chloride) non plasticised in oth form	45 827	1 098 250	108 955	1 913 523
3904221000	Oth poly(vinyl chloride) plasticised indispersions	148 324	1 442 718	133 793	1 848 375
3904222000	Oth poly(vinyl chloride) plasticised ingranule	120 761	2 403 369	125 203	2 770 929
3904223000	Oth poly(vinyl chloride) plasticised inpowder	1 609	192 463	6 760	286 738
3904229000	Oth poly(vinyl chloride) plasticised	296 466	3 459 446	484 118	5 788 562
3904301000	Vinyl chloride-vinyl acetate copolymersin granule	27 460	459 922	159 670	1 564 397
3904302000	Vinyl chloride-vinyl acetate copolymersin powder	54 946	867 803	117 044	1 926 539
3904309000	Vinyl chloride-vinyl acetate copolymersin oth form	97 984	1 288 198	160 952	2 925 910
3904401000	Oth vinyl chloride copolymers in granule	0	141 497	0	425 770
3904402000	Oth vinyl chloride copolymers in powder	25 907	224 540	95 165	823 344
3904409000	Oth vinyl chloride copolymers in othform	179 971	916 897	526 394	3 273 338
3904504000	Vinylidene chloride polymr in dispersion	33 200	642 825	50 956	1 193 943
3904505000	Vinylidene chloride polymers in granule	2 050	205 898	11 643	473 673
3904506000	Vinylidene chloride polymers in powder	26 250	26 252	20 076	20 096
3904509000	Vinylidene chloride polymers in othform	318 453	4 230 600	765 065	9 715 883
3904611000	Fluoro-polymers polytetrafluoroethlenein granule	0	1 348	0	38 100
3904612000	Fluoro-polymers polytetrafluoroethlenein powder	100	1 232	2 543	12 871
3904619000	Fluoro-polymers polytetrafluoroethlenein oth form	6 224	40 027	157 308	890 804
3904693000	Fluoro-polymers polytetrafluoroethlenedispersions	0	20 026	0	177 297
3904694000	Oth fluoro-polymers in granule	0	27 038	0	146 556
3904695000	Oth fluoro-polymers in powder	0	700	0	6 450
3904699000	Oth fluoro-polymers in oth form	9 075	45 656	77 909	633 704
3904903000	Oth fluoro-polymer polytetrafluoroethyldispersions	0	566	0	8 684
3904905000	Oth polymers vinyl chloride in powder	13 000	56 000	41 340	177 180
3904909000	Oth polymers vinyl chloride in oth forms	9 522	111 843	27 843	442 394
3905120000	Poly(vinyl acetate) in aqueousdispersions	77 656	706 577	136 001	1 170 645



**I.3. IMPOR MENURUT KOMODITI / IMPORT BY HS COMMODITY**  
**\*\*\* NOVEMBER/NOVEMBER 2012 \*\*\***

HS	Uraian Komoditi Commodity Description	Berat Bersih / Net Weight (Kg)		Nilai / Value C.I.F (US\$)	
		Bulan ini Current Month	Kumulatif Cum.Jan. to date	Bulan ini Current Month	Kumulatif Cum.Jan. to date
3905191000	Oth poly(vinyl acetate) in liquids or pastes	2 506	50 000	2 915	63 832
3905199000	Oth poly(vinyl acetate) in oth form	66 231	542 809	78 853	894 956
3905210000	Vinyl acetate copolymers in aqueous dispersions	172 697	4 873 749	178 828	4 881 562
3905290000	Oth vinyl acetate copolymers	63 125	1 318 137	138 946	3 445 059
3905301000	Poly (vinyl alcohol) in aqueous dispersions	55 459	1 526 361	137 584	3 104 295
3905309000	Poly (vinyl alcohol) in other form	1 671 986	19 568 457	3 884 831	48 190 126
3905911000	Copolymers of vinyl acetate or of othvinylester in dispersions	1	9 974	3	38 540
3905919000	Copolymers of vinyl acetate or of othvinylester oth form	189 095	1 200 102	705 728	3 992 414
3905991000	Oth copolymer of vinyl acetate in aqueous dispersions	41	17 892	3 125	174 089
3905992000	Oth copolymer of vinyl acetate in nonaqueous dispersions	0	76	0	6 000
3905999000	Oth polymer of vinyl acetate/othvinyl esters; oth vinyl polymers; p	67 941	801 565	1 138 666	11 870 839
3906101000	Poly(methyl methacrylate) indispersions	293	990 181	3 477	2 740 174
3906109000	Oth poly(methyl methacrylate) in oth form	823 701	7 747 314	2 486 213	23 408 706
3906902000	Oth acrylic copolymers in dispersions	1 634 770	12 997 837	2 869 379	22 922 172
3906909200	Sodium polyacrylate	82 728	4 234 299	208 748	9 381 676
3906909900	Oth sodium polyacrylate	5 955 208	63 117 391	16 271 697	176 972 473
3907100000	Polyacetals	801 336	8 998 442	2 094 855	23 386 421
3907201000	Polytetramethylene ether glycol	1 506 478	15 340 114	3 429 239	42 784 120
3907209000	Oth polytetramethylene ether glycol	7 165 141	62 516 042	15 456 066	141 267 575
3907302000	Epoxide resins of kind used for coating, in powder	88 976	1 038 705	562 533	4 699 651
3907303000	Epoxide resins in liquids/pastes	1 580 956	15 481 330	4 552 142	51 014 419
3907309000	Epoxide resins in oth form	1 006 141	15 158 745	4 002 247	60 831 349
3907400010	Optic grade w/ mell flow rate index>25gr/ 10 min in pack of nat w	537 473	5 364 606	1 405 678	14 394 423
3907400090	Other polycarbonates	3 426 927	35 575 797	8 771 884	95 051 734
3907501000	Alkyd resins in the form of liquids or pastes	27 080	458 272	58 134	1 353 416
3907509000	Alkyd resins in oth form, except liquids or pastes	66 789	564 179	213 426	2 199 899
3907601000	Poly(ethylene terephthalate) indispersions	45 548	1 167 293	71 385	1 903 586
3907602000	Poly(ethylene terephthalate) in granules	1 495 510	19 628 401	2 348 143	32 264 182
3907609000	Poly(ethylene terephthalate) in oth form	9 713 381	96 105 258	15 127 802	149 351 433
3907700000	Poly(lactic acid)	17 355	114 449	45 108	339 117
3907912000	Oth polyesters unsaturated in chip form	24 423	9 288 002	62 101	36 771 684
3907913000	Oth polyesters unsaturated in the form of liquids or pastes	65 842	1 292 267	170 164	2 827 535
3907919000	Oth polyesters unsaturated in oth form	710 215	5 364 964	1 842 086	14 445 867
3907994000	Oth polyesters saturated of a kind used for coating, in powder form	95 616	881 692	120 846	2 108 498
3907999000	Oth polyesters saturated in oth form	5 048 186	45 803 575	10 243 234	95 816 619
3908101000	Polyamides in primary forms, polyamide-6	4 755 231	44 084 541	14 453 249	143 136 259
3908109000	Polyamides in primary forms, polyamide-11,-12,-6,6,-6,9,-6,10 or -	1 230 127	17 446 652	5 361 669	64 823 158
3908900000	Oth polyamides, oth than polyamide -6,-11,-12,-6,6,-6,9,-6,10 or -	483 370	4 824 008	1 575 445	17 408 493
3909101000	Urea resins, thiourea resins in moulding compounds	342 214	5 805 680	1 026 124	17 040 589
3909109000	Other urea resins; thiourea resins	514 653	8 380 466	727 168	8 756 083
3909201000	Melamine resins in moulding compounds	372 424	2 748 346	607 759	4 835 242
3909209000	Other melamine resins, except in moulding compounds	235 346	2 552 174	616 910	8 205 646
3909301000	Oth amino-resins in moulding compound	187 386	2 619 758	506 179	5 861 108
3909309100	Glyoxal monourein resin, except in moulding compounds	113 810	1 859 871	325 418	5 453 480
3909309900	Oth amino-resins, not glyoxal monourein resin, not in moulding co	614 160	6 882 170	1 484 124	17 209 614
3909401000	Phenolic resins in moulding compound oth than phenol formaldeh	227 203	2 948 756	697 193	7 082 334
3909409000	Other phenolic resins, not in moulding compounds	1 368 657	13 334 915	2 164 975	29 356 791
3909500000	Polyurethanes	3 060 804	27 017 964	11 181 647	100 976 468
3910002000	Silicones in dispersions or in solutions	515 356	7 850 248	2 600 812	34 375 043
3910009000	Silicones not in dispersions or in solutions	542 611	6 493 106	2 933 987	33 075 637
3911100010	Petroleum,coumarone,indene/coumarone-indene&polyterpanes i	141 185	1 770 166	300 886	3 925 728
3911100090	Petroleum,coumarone,indene/coumarone-indene&polyterpanes r	1 626 729	18 502 062	4 260 749	50 193 234
3911900000	Polysulphides, polysulphones and oth product specified in Note 3 t	1 114 638	12 494 818	3 555 086	41 782 545
3912110000	Cellulose acetates non-plasticised	1 116	83 424	8 730	712 105
3912120000	Cellulose acetates plasticised	17 643	152 058	108 123	935 871
3912201100	Water-based semi-finished nitrocellulose; including collodions; no	10 880	11 061	36 883	38 522
3912201900	Oth cellulose nitrates; including collodions; non plasticised	572 346	4 637 595	1 600 417	14 415 799
3912310000	Carboxymethylcellulose & its salts	512 905	7 194 180	1 512 916	24 886 252
3912390000	Oth cellulose ethers, not carboxymethylcellulose & its salts	557 279	4 682 813	3 820 084	34 941 451
3912902000	Other cellulose and its chemical derivatives, in the form of granule:	89 199	737 393	47 406	913 489
3912909000	Other cellulose and its chemical derivatives in other form	179 383	3 337 329	1 740 338	18 153 467
3913100000	Alginic acid, its salts & esters	113 202	1 249 629	736 521	6 221 393
3913901000	Oth natural polymers & its modified; hardened proteins	14 426	401 662	141 546	1 140 986
3913902000	Oth natural polymers & its modified; chemical derivatives of natur	20 134	176 756	66 699	1 176 397
3913903000	Oth natural polymers & its modified; starch-based polymers	6	19 985	369	232 066
3913909000	Oth natural polymers & its modified; in other form	407 510	5 059 440	1 802 916	17 749 887
3914000000	Ion-exchanger base on polymer of heading 39.01 to 39.13, in prim	540 642	4 760 643	1 727 720	15 798 457
3915101000	Waste, parings & scrap, of polymers of ethylene; of non-rigid cellul	1 227 846	7 942 967	270 344	2 384 385
3915109000	Waste, parings & scrap, of polymers of ethylene; of rigid cellular pr	289 109	12 225 452	101 976	2 662 630
3915209000	Waste, parings & scrap, of polymers of styrene; of rigid cellular pro	0	338 347	0	185 883
3915301000	Waste, parings & scrap, polymers of vinyl chloride; non-rigid cellul	0	24	0	10 228

**I.3. IMPOR MENURUT KOMODITI / IMPORT BY HS COMMODITY**  
**\*\*\* NOVEMBER/NOVEMBER 2012 \*\*\***

HS	Uraian Komoditi Commodity Description	Berat Bersih / Net Weight (Kg)		Nilai / Value C.I.F (US\$)	
		Bulan ini Current Month	Kumulatif Cum.Jan. to date	Bulan ini Current Month	Kumulatif Cum.Jan. to date
3915900000	Waste, parings & scrap, of other plastic	9 190 710	75 625 875	5 151 440	56 048 669
3916101000	Monofilament of polymers of ethylene	966	26 566	3 607	80 151
3916102000	Rods, sticks & profile shape of polymer of ethylene	4 502	87 675	87 925	874 556
3916201000	Monofilament polymers of vinyl chloride	27 223	437 224	117 800	1 235 845
3916202000	Rods,sticks & profile shapes of polymer of vinyl chloride	258 972	1 947 101	373 586	3 240 726
3916904100	Monofilament other plastic of hardened proteins	48	9 918	1 333	111 152
3916904900	Other plastics of hardened proteins	20 432	89 907	73 091	385 380
3916905000	Other plastics of vulcanised fibre	4 923	24 340	55 999	228 440
3916906000	Other plastics of chemical derivatives of natural rubber	353	49 875	839	217 778
3916909100	Other monofilament of other plastics	7 451	111 043	3 983	800 633
3916909900	Oth plastic,except monofilament,hardened proteins,vulcanised fib	110 082	2 799 805	466 520	8 030 693
3917101000	Artificial guts (sausage casings) of hardened proteins	17 983	67 479	257 721	1 766 591
3917109000	Artificial guts (sausage casings) of cellulosic materials	67 439	4 072 367	878 498	13 667 877
3917210000	Tubes, pipes & hoses, rigid, of polymers of ethylene	114 679	1 080 363	632 044	4 949 966
3917220000	Tubes, pipes & hoses, rigid, of polymers of propylene	35 104	661 815	140 164	4 798 852
3917230000	Tubes, pipes & hoses, rigid, of polymers of vinyl chloride	105 802	1 367 296	181 856	3 227 691
3917290000	Tubes, pipes & hoses, rigid, of polymers of other plastics	304 797	2 852 981	1 064 113	13 886 118
3917310000	Flexible tubes, pipes and hoses having a minimum burst pressure c	51 473	1 551 025	463 649	9 231 739
3917321000	Sausage/ham casing, not reinforced or combined w/ oth material, w	2 258	152 708	59 104	752 725
3917329000	Oth unflexible tube, pipe & hose, not reinforced or combined materi	278 531	3 393 914	2 307 642	28 357 675
3917330000	Oth tube, pipe, not reinforced/otherwise combined w/ oth material	41 210	475 585	88 385	1 345 470
3917390000	Other tubes, pipes and hoses	472 173	6 017 334	1 539 515	16 031 606
3917400000	Fittings of plastics	513 382	5 272 376	2 197 549	26 559 644
3918101100	Tiles of polymers of vinyl chloride	168 801	1 673 708	215 426	2 124 271
3918101900	Oth floor covering of polymers of vinyl chloride	1 570 710	17 797 329	1 329 749	14 472 237
3918109000	Wall or ceiling coverings of polymers of vinyl chloride	790 665	7 320 851	897 160	7 631 839
3918901100	Tiles of polyethylene	0	525 220	0	580 655
3918901300	Oth floor coverings of polyethylene	27 423	1 001 009	69 257	1 469 435
3918901400	Oth floor coverings of chemical derivatives of natural rubber	0	9 786	0	34 087
3918901900	Other floor coverings of other plastics	419 480	1 907 909	1 554 241	4 880 987
3918909100	Wall or ceiling covering of polyethylene	518 718	3 618 898	797 805	6 667 519
3918909200	Wall or ceiling coverings of chemical derivatives of natural rubber	2 001	17 141	9 220	48 121
3918909900	Wall or ceiling coverings of other plastic	152 550	3 325 093	463 573	8 740 355
3919101000	Self-adhesive plate, sheet, film, foil, tape & strip, width <= 20cm; poly	135 724	1 494 285	522 292	6 455 239
3919102000	Self-adhesive plate, sheet, film, foil, tape & strip, width <= 20cm; poly	54 900	1 909 206	497 574	7 963 490
3919109000	Self-adhesive plate, sheet, film, foil, tape & strip, width <= 20cm; oth	539 934	20 669 732	6 394 792	74 235 267
3919901000	Self-adhesive plate, sheet, film, foil, tape & strip, width >= 20cm; poly	471 317	4 925 302	1 425 561	15 088 741
3919902000	Self-adhesive plate, sheet, film, foil, tape & strip, width >= 20cm; of	4 705	81 439	47 103	1 149 945
3919909000	Self-adhesive plate, sheet, film, foil, tape & strip, width >= 20cm; oth	3 115 039	52 806 576	11 278 327	128 446 293
3920100000	Oth plate, sheet, film, foil & strip, ethylene polymer, non-cellular & not	2 983 921	40 459 481	7 984 943	78 618 531
3920201000	Biaxially Oriented Polypropylene (BOPP) film, of polymers of propyl	2 265 064	34 498 256	4 516 548	67 327 101
3920209000	Oth plate, sheet, film, strip, propylene polymers, non-cellular & not rei	714 670	7 677 654	2 368 999	30 869 825
3920301000	Polymers of styrene of a kind used as an adhesive by melting	29 322	355 688	286 723	2 226 241
3920302000	Acrylonitrile butadiene styrene (ABS) sheet used in the refrigerator	17 753	260 897	284 088	1 876 225
3920309000	Polymer styrene not used as an adhesive by melting; not ABS sheet	40 358	1 306 528	214 408	2 931 522
3920430000	Polymers of vinyl chloride tape; weight >= 6% of plasticisers	495 294	10 637 513	1 336 645	15 751 276
3920490000	Polymers of vinyl chloride tape; weight < 6% of plasticisers	1 649 779	19 017 135	2 830 057	31 706 745
3920510000	Acrylic polymers of poly(methyl methacrylate)	21 268	167 058	65 963	545 317
3920590000	Other acrylic polymer except poly(methyl methacrylate)	51 819	564 241	129 171	1 349 216
3920611000	Plates & sheets of polycarbonates	243 990	2 897 154	550 575	6 424 111
3920619000	Polycarbonates except plates and sheets form	182 140	1 727 701	867 252	9 516 419
3920620000	Poly(ethylene terephthalate)	1 645 569	26 962 160	3 501 034	50 989 169
3920630000	Unsaturated polyesters	11 577	273 782	21 567	515 814
3920690000	Oth polyester, not polycarbonate, poly(ethylene terephthalate) & ur	543 598	8 901 349	1 698 102	33 838 556
3920711000	Cellophane film	267 170	2 111 427	1 433 016	11 007 289
3920719000	Other regenerated cellulose, except cellophane film	3 685	82 428	28 839	534 667
3920730000	Cellulose acetate or its chemical derivatives	2 176	13 925	9 577	58 080
3920799000	Other cellulose derivatives, except nitrocellulose	0	2 856	0	9 933
3920911000	Film of poly(vinyl butyral) in safety glass, thickness 0.38-0.76mm w	112 721	1 546 423	490 040	6 860 584
3920919000	Other poly(vinyl butyral)	81 133	965 862	253 566	3 421 616
3920921000	Plate, sheet, foil & strip of polyamides-6	21 776	174 596	191 413	1 976 026
3920929000	Other plate, sheet, foil & strip of polyamides, except polyamides-6	139 138	1 834 535	552 570	7 615 936
3920930000	Plate, sheet, foil & strip of amino-resins	29 669	144 882	141 519	798 103
3920941000	Phenol formaldehyde (bakelite) sheets	1 547	480 167	7 945	1 161 977
3920949000	Oth plate, sheet, foil & strip of phenolic resins, except phenol forma	141 403	1 045 013	103 761	1 235 572
3920991000	Other plate, sheet, foil & strip; oth plastic; hardened proteins/chem	4 236	709 337	65 336	1 724 523
3920999000	Oth plate, sheet, foil & strip; oth plastic; not hardened proteins/chem	634 129	3 465 004	760 672	8 389 049
3921112000	Plates, sheets, film, foil & strip, cellular, of polymers of styrene; rigid	320	31 261	1 251	355 308
3921119000	Plates, sheets, film, foil & strip, cellular, of polymers of styrene; not r	21 051	501 344	176 228	2 908 108
3921120000	Plates, sheets, film, foil & strip, cellular, of polymers of vinyl chloride	3 344 491	39 645 853	3 084 513	37 594 357
3921131000	Plates, sheets, film, foil & strip, cellular, of polyurethanes; rigid	17 769	327 644	197 528	3 280 659

**I.3. IMPOR MENURUT KOMODITI / IMPORT BY HS COMMODITY**  
**\*\*\* NOVEMBER/NOVEMBER 2012 \*\*\***

HS	Uraian Komoditi Commodity Description	Berat Bersih / Net Weight (Kg)		Nilai / Value C.I.F (US\$)	
		Bulan ini Current Month	Kumulatif Cum.Jan. to date	Bulan ini Current Month	Kumulatif Cum.Jan. to date
3921139000	Plates,sheets,film,foil&strip, cellular, of polyurethanes; not rigid	196 345	1 874 254	1 533 126	15 708 689
3921142000	Plates,sheets,film,foil&strip, cellular, of regenerated cellulose; rigid	29	842	222	860
3921149000	Plates,sheets,film,foil&strip, cellular, of regenerated cellulose; not rigid	26 717	296 088	103 640	1 152 466
3921192000	Plates,sheets,film,foil&strip, cellular, of other plastics; rigid	23 250	298 793	223 608	2 601 462
3921199000	Plates,sheets,film,foil&strip, cellular, of other plastics; not rigid	2 642 363	27 951 589	2 911 991	30 512 305
3921901000	Plates,sheets,film,foil&strip, ofvulcanised fibre	37 847	312 096	185 727	1 889 086
3921902000	Plates,sheets,film,foil&strip, ofhardened proteins	947 026	8 499 674	1 679 115	16 961 196
3921903000	Plates,sheets,film,foil&strip, ofchemical derivatives of natural rubber	957	22 959	10 779	166 050
3921909000	Other plates,sheets,film,foil&strip, ofplastics	4 120 949	38 594 264	9 987 929	91 326 255
3922101000	Baths	39 187	638 230	225 266	2 986 575
3922109000	Shower-baths, sinks & washbasins	84 623	944 626	479 521	5 816 805
3922200000	Lavatory seats and covers	71 335	1 006 718	359 968	4 555 578
3922901100	Parts of flushing cisterns, of plastics	21 132	236 826	193 416	2 168 826
3922901200	Flushing cisterns equipped with theirmechanisms	7 076	69 015	66 113	413 190
3922901900	Other lavatory pans, flushing cisterns & urinals	37 528	488 626	34 420	1 392 571
3922909000	Similar sanitary ware, of plastics	121 735	1 890 501	287 711	3 842 991
3923101000	Film, tape and optical disc cases	63 464	1 486 538	301 908	5 534 261
3923109000	Other boxes,cases, cratesand similararticles	1 951 589	20 591 404	5 770 058	60 859 708
3923211100	Aseptic bag reinforced w/ alum foil;width>=315mm;length>=410mm	18 719	257 764	346 757	3 925 533
3923211900	Aseptic bag reinforced w/ alum foil;width<315mm;length<410mm	316 112	3 419 703	707 110	8 771 920
3923219100	Aseptic bag not reinforced w/ alum foil;width>=315mm;length>=410mm	22 282	319 954	90 784	3 394 026
3923219900	Aseptic bag not reinforced w/ alum foil;width<315mm;length<410mm	548 823	7 434 441	1 944 263	26 354 875
3923291000	Aseptic bag not reinforced w/ alum foil;width>=315mm;length>=410mm	55 969	516 177	474 579	4 501 165
3923299000	Aseptic bag not reinforced w/ alum foil;width<315mm;length<410mm	870 574	7 431 059	5 281 926	40 090 932
3923302000	Multilayer fibreglass reinforced fuelcontainer	35 677	662 023	214 132	3 172 091
3923309000	Other carboys, bottles, flasks & similar article	759 408	7 512 395	2 672 355	29 512 276
3923401000	Spool,bobbin&similar support;uitablefor machines heading 84.44	71 762	965 079	1 150 423	6 822 334
3923409000	Other spool,cop,bobbin & similar support	65 918	898 977	445 358	6 010 160
3923500000	Stoppers, lids, caps and other closures	1 041 193	9 443 039	5 270 334	54 585 872
3923901000	Toothpaste tubes container, of plastic	22 042	164 313	195 179	1 330 213
3923909000	Oth articles for the conveyance/packinggoods of plastics	1 518 812	17 377 466	4 737 612	54 356 220
3924100010	Tableware & kitchenware of melamine	72 655	1 355 025	271 746	6 287 424
3924100090	Tableware & kitchenware except frommelamine	57 829	747 627	240 692	2 517 551
3924901000	Bed pans, urinals (portable type) &chamber pots;of plastics	11 966	143 957	50 395	796 496
3924909000	Other household articles&hygienic/toilet articles, of plastics	1 864 399	14 337 799	6 366 229	58 236 186
3925100000	Reservoirs,tanks,vats & similar contain. capacity <= 300 litres	1 635	48 553	298	145 509
3925200000	Doors, windows & their frames & threshold for doors	150 830	2 673 021	287 172	3 350 627
3925300000	Shutters,blind (include Venetian blinds) and similar articles and pa	130 953	1 618 741	312 450	2 918 048
3925900000	Oth builder ware plastic,not elsewherespecified or included	351 805	2 857 483	770 279	8 481 833
3926100000	Office or school supplies of plastics	395 213	3 059 264	878 581	6 779 547
3926206000	Articles of apparel used for protectionfrom chemical,radiation/fire	22 492	166 495	360 641	1 629 721
3926209000	Oth articles of apparel&clothingaccessories;of plastics	873 916	7 447 821	3 891 076	47 110 059
3926300000	Fittings for furniture, coachwork or the like	146 489	1 916 797	624 723	6 342 928
3926400000	Statuettes & other ornamental articles	198 224	1 550 798	552 291	4 690 129
3926901000	Floats for fishing nets, of plastics	42 734	459 599	135 520	1 698 417
3926902000	Fan & handscreen, frames & handles andparts	62 086	358 219	164 490	796 335
3926903200	Plastic moulds with denture imprints	32	7 478	259	78 693
3926903900	Oth hygienic,medical & surgical articles; of plastics	422 283	4 567 121	4 273 122	42 628 350
3926904100	Police shields, of plastics	5 397	6 285	12 831	73 404
3926904200	Protective mask for use in welding &similar works	27 968	348 192	126 897	1 951 492
3926904400	Life saving cushions for the protectionof persons falling from high	0	9 307	0	206 216
3926904900	Other safety and protective devices	41 139	760 353	540 595	8 391 658
3926905300	Transmission or conveyor belts or beltin	64 302	639 340	1 174 308	5 056 255
3926905500	Plastic J-hooks or bunch blocks fordetonators	33 216	151 756	171 315	916 192
3926905900	Other industrial articles, of plastics	527 229	7 714 386	8 282 242	98 399 270
3926906000	Poultry feeders	2 964	19 129	11 664	64 235
3926907000	Padding for articles of apparel orclothing accessories	208 279	2 403 773	842 264	9 921 786
3926908100	Shoe lasts	30 778	380 331	492 342	4 691 576
3926908200	Prayer beads	748	4 063	1 848	15 000
3926908900	Cards for jewellery/small objects ofpersonal adornment	157 364	2 611 964	465 438	6 362 911
3926909100	Other articles of plastics & othermaterial of kind used for grain sto	55 681	674 520	495 490	6 206 136
3926909200	Empty capsules of a kind suitable forpharmaceutical use	957	15 754	9 017	116 987
3926909900	Other articles of plastics and othermaterial	3 341 299	29 235 311	11 702 924	112 231 422
4001101100	Centrifuge concentrat,containing ammonia >= 0.5%;natural rubber	1 561 488	15 856 091	3 067 030	35 725 690
4001101900	Natural rubber latex,containing ammonia<= 0.5%;in other forms	0	91 939	0	272 326
4001102900	Natural rubber latex,containing ammonia< 0.5%;in other forms	10 005	417 625	20 778	899 711
4001211000	Natural rubber in smoked sheets, RSSGrade 1	0	61 047	0	159 202
4001213000	Natural rubber in smoked sheets, RSSGrade 3	60 480	939 481	30 391	2 805 428
4001219000	Natural rubber in other forms	68 800	472 272	187 200	1 520 598
4001221000	Technically Specified Natural Rubber(TSNR) 10	0	1 076 580	0	3 683 624
4001222000	Technically Specified Natural Rubber(TSNR) 20	0	2 861 390	0	10 443 878

**I.3. IMPOR MENURUT KOMODITI / IMPORT BY HS COMMODITY**  
**\*\*\* NOVEMBER/NOVEMBER 2012 \*\*\***

HS	Uraian Komoditi Commodity Description	Berat Bersih / Net Weight (Kg)		Nilai / Value C.I.F (US\$)	
		Bulan ini Current Month	Kumulatif Cum.Jan. to date	Bulan ini Current Month	Kumulatif Cum.Jan. to date
4001223000	Technically Specified Natural Rubber(TSNR) L	19 325	50 911	111 589	228 041
4001225000	Technically Specified Natural Rubber(TSNR) GP	0	1	0	117
4001229000	Other Technically Specified NaturalRubber(TSNR)	167 714	2 266 083	478 561	6 953 093
4001292000	Latex crepes	2 336	6 765	12 701	70 374
4001295000	Other crepes	0	195 000	0	594 750
4001297000	Skim rubber	0	20 275	0	88 900
4001299900	Other natural rubber in other forms	38 400	519 938	117 216	1 462 929
4001309900	Other balata,gutta-percha,guayule,chicle similar natural gums, in c	500	48 350	2 337	185 268
4002110000	Styrene-butadiene rubber,Carboxilatedstyrene-butadiene rubber;i	459 622	11 527 638	665 310	21 847 235
4002191000	SBR,XSBR;in primary forms/in vulcanised,uncompound plates,shee	4 621 354	45 547 078	12 653 371	142 222 199
4002199000	Styrene-butadiene rubber,Carboxilatedstyrene-butadiene rubber;i	8 106 384	81 205 333	19 492 444	210 917 723
4002201000	Butadiene rubber (BR), in primary forms	1 616 547	26 365 882	4 818 612	90 059 070
4002209000	Butadiene rubber (BR), in other forms	4 583 761	40 311 001	12 786 493	137 624 036
4002311000	Isobutene-isoprene rubber,unvulcanised,uncompound plates,shee	778 904	7 786 125	3 349 527	33 061 784
4002319000	Isobutene-isoprene (butyl) rubber (IIR), in other process	296 733	5 442 972	1 156 776	21 285 485
4002391000	Halo-isobutane-isoprene rubber,unvulcanised,uncompound plate,;	119 952	741 867	544 702	3 478 802
4002399000	Halo-isobutane-isoprene (butyl) rubber(CIIR/BIIR), in other proces	687 201	7 037 865	3 430 226	37 381 593
4002410000	Chloroprene (chlorobutadiene) rubber(CR), in latex form	368 205	2 728 848	1 084 792	7 608 798
4002491000	Chloroprene (chlorobutadiene) rubber(CR), in primary form	102 733	1 362 990	521 007	7 203 635
4002499000	Chloroprene (chlorobutadiene) rubber(CR) in other form	564 000	4 115 359	2 802 802	20 862 326
4002510000	Acrylonitrile-butadiene rubber (NBR), in latex form	1 521 464	11 543 855	2 333 296	21 595 348
4002591000	Acrylonitrile-butadiene rubber (NBR), in primary form	41 354	393 025	186 990	1 551 500
4002599000	Acrylonitrile-butadiene rubber (NBR), in other form	383 118	3 860 172	1 465 786	14 457 270
4002601000	Isoprene rubber (IR) in primary forms	80 164	814 425	253 820	3 058 736
4002609000	Isoprene rubber (IR) in other forms	100	728 212	440	3 400 008
4002701000	Ethylene-propylene-non-conjugated dienerubber (EPDM), in prim	177 346	1 851 057	902 298	9 795 080
4002709000	Ethylene-propylene-non-conjugated dienerubber (EPDM), in other	766 803	6 681 207	2 854 237	28 732 683
4002801000	Mixture of natural rubber latex withsyntetic rubber latex	214 009	1 695 422	626 068	5 420 065
4002809000	Other mixtures of any product of heading 40.01 with any product i	124 557	683 724	567 896	2 361 387
4002910000	Oth synthetic rubber & factice derivedfrom oils, in latex forms	1 020 332	7 745 698	1 521 069	11 878 724
4002992000	Oth synt rubber&factice derived from oil ;primary form,unvulcanis	37 696	46 029	86 701	223 640
4002999000	Oth synthetic rubber & factice derivedfrom oils in other form	424 987	4 375 567	1 513 930	17 244 056
4003000000	Reclaimed rubber in primary formsoar inplates, sheets or strips	1 330 974	11 088 134	927 882	7 914 443
4004000000	Waste,paring&rubber scrap (oth hardrubber)&powder&granule ot	708 086	9 509 042	526 599	5 072 865
4005101000	Compounded of natural gums with carbonblack/silica,unvulcanise	21 010	216 430	100 915	1 008 724
4005109000	Compounded other rubber with carbonblack/silica,unvulcanised,ir	340 319	3 371 374	2 130 062	23 294 265
4005200000	Solutions; dispersions oth than those of subheading 4005.10	53 436	905 884	126 720	1 577 410
4005911000	Natural gums,in plates, sheets, & strip	8 091	219 751	48 523	1 190 359
4005919000	Other compounded rubber,unvulcanised,inplates, sheets, & strip	304 905	3 344 680	1 291 373	14 330 744
4005991000	Other compounded rubber,unvulcanised,inlatex form	4	100 955	110	383 638
4005999000	Other compounded rubber,unvulcanised,inother form	489 413	4 638 011	1 453 777	11 630 669
4006100000	"camel-back" strip for retreading rubber tyres, unvulcanised	140 798	1 152 244	197 973	1 670 345
4006901000	Natural gums; unvulcanised	107	28 971	1 780	297 360
4006909000	Oth forms & articles of unvulcanisedrubbers	121 749	847 533	1 098 534	12 974 681
4007000000	Vulcanised rubber thread & cord.	684 592	5 913 542	1 969 356	19 065 739
4008111000	Plates, sheet&strip of cell. rubber;thick<=5mm;lined w/ one side te	16 772	210 264	160 807	1 430 928
4008112000	Floor tiles and wall tiles of cellularrubber	1 800	33 902	7 434	84 399
4008119000	Other plates, sheets & strip of cellular rubber	129 959	2 718 199	579 881	7 989 203
4008190000	Other forms of cellular rubber	58 906	1 195 272	373 504	7 577 162
4008211000	Plate, sheet&strip non-cell. rubber;thick<=5mm;lined w/ one side t	238 746	570 970	479 147	3 927 653
4008212000	Floor tiles and wall tiles of non-cellular rubber	0	9 914	0	57 604
4008219000	Other plates, sheets, & strip ofnon-cellular rubber	234 962	1 742 815	602 579	6 335 104
4008290000	Other forms of non-cellular rubber	110 685	752 355	617 204	6 251 946
4009110000	Tube, pipe & hose, not reinforced/combined w/ oth material witho	188 795	3 388 598	928 798	14 450 250
4009121000	Mining slurry suction&discharge hose, not reinforce/combine w/ o	10 917	325 566	72 668	1 354 747
4009129000	Oth tubes, pipes & hoses, not reinforced/combined w/ oth mtrl wi	42 376	596 956	227 225	3 018 367
4009211000	Mining slurry suction&discharge hose, reinforce/combine w/ oth r	1 333	117 204	32 227	1 150 778
4009219000	Oth tube, pipe & hose, reinforced/combined w/ oth materials w/o f	211 403	2 340 206	1 843 577	22 871 480
4009221000	Mining slurry suction&discharge hose, reinforce/combine w/ oth r	1 379	7 734	14 862	154 798
4009229000	Oth tube, pipe & hose, reinforced/combined w/ oth materials w/ fi	206 231	1 281 345	3 550 649	17 115 940
4009311000	Mining slurry suction&discharge hose, reinforce/combine w/ textil	42 334	758 233	40 022	1 118 559
4009319100	Fuel hoses, header hoses&water hoses, used on motor vehicles	161 584	2 608 228	2 692 600	30 430 341
4009319910	Rubber hose for gas stove, withoutfittings	8 125	279 527	13 915	482 913
4009319990	Oth tube, pipe&discharge hose, reinforced/combined w/ textile, wi	94 878	1 651 676	814 927	10 487 125
4009321000	Mining slurry suction&discharge hose, reinforce/combine w/ textil	70 541	227 476	79 945	298 709
4009329010	Rubber hose for gas stove, with fittings	1	1 821	1	34 795
4009329090	Oth tube, pipe&discharge hose, reinforced/combined w/ textile, wi	49 507	709 542	532 452	10 923 894
4009410000	Mining slurry suction&discharge hose, reinforce/combine w/ oth r	208 810	4 370 078	1 226 022	17 113 885
4009421000	Mining slurry suction&discharge hose, reinforce/combine w/ oth r	69 241	192 432	197 966	928 985
4009429000	Oth tube, pipe & hose, reinforced/combined w/ oth material, with i	311 491	3 961 725	4 288 725	56 416 270
4010110000	Conveyor belts/belting, reinforced withmetal	119 434	4 515 525	1 348 232	31 382 110

**I.3. IMPOR MENURUT KOMODITI / IMPORT BY HS COMMODITY**  
**\*\*\* NOVEMBER/NOVEMBER 2012 \*\*\***

HS	Uraian Komoditi Commodity Description	Berat Bersih / Net Weight (Kg)		Nilai / Value C.I.F (US\$)	
		Bulan ini Current Month	Kumulatif Cum.Jan. to date	Bulan ini Current Month	Kumulatif Cum.Jan. to date
4010120000	Conveyor belts/belting, reinforced with textile material	617 296	3 827 155	1 565 557	11 861 467
4010190000	Other conveyor belts/belting, reinforced with other material	535 430	4 701 688	3 215 734	22 368 980
4010310000	V-belts, V-ribbed, of an outside circumference >60cm and <=180cm	28 673	391 044	572 841	6 070 428
4010320000	V-belts, oth than v-ribbed, of an outside circumference >60cm and <=180cm	651	56 477	12 750	902 049
4010330000	V-belts, V-ribbed, of an outside circumference >180cm and <=240cm	3 207	19 599	51 474	274 805
4010340000	V-belts, oth than v-ribbed, of an outside circumference >180cm and <=240cm	393	13 419	5 244	330 714
4010350000	Endless synchronous belt, of an outside circumference >60cm and <=180cm	499	12 804	19 086	268 656
4010360000	Endless synchronous belt, of an outside circumference >150cm and <=240cm	5	1 574	433	26 297
4010390000	Oth transmission belts/belting	416 548	3 464 146	3 431 351	37 109 397
4011100000	New pneumatic tyres, of rubber of a kind used on motor cars	1 904 166	16 773 753	5 244 585	57 722 690
4011201000	New pneumatic tyre, of rubber used on buses/lorries, width <450mm	4 822 032	45 985 174	10 920 093	107 054 605
4011209000	New pneumatic tyre, of rubber used on buses/lorries, width >=450mm	96 783	2 637 621	748 508	14 271 775
4011300000	New pneumatic tyres, of rubber of a kind used on aircraft	82 876	775 554	783 278	7 693 064
4011400000	New pneumatic tyres, of rubber of a kind used on motorcycles	78 583	1 124 786	340 750	4 180 409
4011500000	New pneumatic tyres, of rubber of a kind used on bicycles	415 407	3 866 755	393 122	5 550 886
4011611000	New pneumatic tyres, of rubber used on agricultural/forestry tractors	139 058	1 166 720	429 583	3 149 745
4011619000	New pneumatic tyres, of rubber used on agricultural/forestry vehicles	104 993	886 633	393 426	2 920 728
4011621000	New pneumatic tyres, of rubber, rim size <61 cm, used on tractors	0	260 999	0	601 877
4011629000	New pneumatic tyres, of rubber, rim size <61 cm, used on const/ind	86 078	604 649	204 595	2 232 641
4011631000	New pneumatic tyre, of rubber, rim size >=61cm, used on tractors	65 096	234 850	33 372	803 179
4011639000	New pneumatic tyre, of rubber, rim size >=61cm, used on const/ind	15 351	1 316 952	77 459	7 779 273
4011690000	New pneumatic tyre, of rubber, used for oth purpose	6 176	6 246 863	53 286	49 665 178
4011921000	Oth new pneumatic tyre, of rubber, used on agricul./forestry tractor	4 719	29 593	10 203	250 909
4011929000	Oth new pneumatic tyre, of rubber, used on agricul./forestry vehicle	0	61 690	0	142 954
4011931000	Oth new pneumatic tyre, of rubber, rim size <61 cm, used on tractor	435 944	3 399 427	302 244	2 103 327
4011939000	Oth new pneumatic tyre, of rubber, rim size <61 cm, used on const/i	627 193	2 374 715	4 676 094	17 366 750
4011941000	Oth new pneumatic tyre, rubber, rim size >=61cm, used on mach of t	811 706	3 936 754	7 485 512	35 936 416
4011942000	Oth new pneumatic tyre, rubber, rim size >=61cm, used on tractor, fo	372 586	2 929 914	3 701 312	27 199 404
4011949000	Oth new pneumatic tyre, of rubber, rim size >=61cm, used for oth. p	2 949 165	21 503 833	27 114 317	202 899 913
4011991000	Oth new pneumatic tyre, of rubber, used on vehicles of chap.87	451 771	8 334 176	4 207 366	75 285 569
4011992000	Oth new pneumatic tyre, of rubber, used on mach of heading 84.29	133 882	2 130 332	1 873 646	16 158 920
4011993000	Oth new pneumatic tyre, of rubber, used for oth, width >=450mm	0	126 915	0	781 460
4011999000	Oth new pneumatic tyre, of rubber, used for oth, width <450mm	13 977	4 339 390	112 102	44 997 637
4012110000	Retreaded tyres, used on motor cars	0	95	0	757
4012129000	Retreaded tyres, used on buses/lorries, width >=450mm	3 849	15 154	12 501	27 416
4012130000	Retreaded tyres, used on aircraft	21 178	306 076	119 195	1 777 892
4012192000	Retreaded tyres, used on bicycles	0	2 065	0	1 681
4012193000	Retreaded tyres, used on machinery of heading 84.29/84.30	0	13 479	0	78 852
4012194000	Retreaded tyres, used on oth vehicles of chapter 87	0	19 629	0	92 357
4012199000	Retreaded tyres, used for oth purposed	18 288	741 820	16 780	744 912
4012201000	Used pneumatic tyres, used on motor cars	0	394	0	3 200
4012202100	Used pneumatic tyres, used on buses/lorries, width <450mm	0	6 094	0	18 613
4012202900	Used pneumatic tyres, used on buses/lorries, width >=450mm	0	12 982	0	2 649
4012209900	Used pneumatic tyres, used on oth purpose, oth than buffed tyres	0	67	0	149
4012901400	Solid tyres, external diameter >250 mm, width <450mm	33 137	219 197	115 577	845 594
4012901500	Solid tyres, external dia. >250, width > 450mm, used on vehicle of ch.	10 385	56 198	53 381	582 907
4012901600	Oth solid tyres, external diameter >250mm, of a width >450mm	510	107 736	2 700	421 550
4012901900	Oth solid tyres, external diameter <250mm, of a width >450mm	44 229	958 662	214 477	3 194 378
4012902100	Cushion tyres, of a width not exceeding 450mm	68	73 885	2 015	385 872
4012902200	Cushion tyres, of a width exceeding 450mm	125	44 503	839	183 114
4012907000	Replaceable tyre treads, width <450mm	102 570	847 332	368 838	3 038 503
4012908000	Tyre flaps	23 199	444 389	39 495	849 095
4012909000	Oth retreaded/used pneumatic, solid/cushion tyres, of rubber	98 826	554 550	166 685	957 011
4013101100	Inner tubes, of rubber, used on motor car width tyres <450mm	243 014	1 941 813	479 358	3 385 846
4013101900	Inner tubes, of rubber, used on motor car width tyres >450mm	46 022	125 271	61 378	147 729
4013102100	Inner tubes, of rubber, used on bus/lorri width tyres <450mm	57 962	352 867	62 990	551 566
4013102900	Inner tubes, of rubber, used on bus/lorri width tyres >450mm	161	142 125	1 528	441 837
4013200000	Inner tubes, of rubber, used on bicycles	99 672	1 177 027	113 969	2 123 005
4013901100	Inner tube, of rubber, used on heading 84.29/84.30; width tyres <450	2 097	53 621	7 790	123 093
4013901900	Inner tube, of rubber, used on heading 84.29/84.30; width tyres >450	2	55 301	6	265 032
4013902000	Inner tube, of rubber, used on motorcycle	23 941	939 222	16 542	767 400
4013903100	Inner tube, of rubber, used on oth vehicle of chap.87, width tyres <4	0	27	0	503
4013903900	Inner tube, of rubber, used on oth vehicle of chap.87, width tyres >4	9 980	81 983	10 998	99 921
4013904000	Inner tube, of rubber, used on aircraft	0	594	0	20 164
4013909100	Oth inner tube, of rubber, suitable for fitting to tyres of width <450m	29 484	206 674	54 243	485 769
4013909900	Oth inner tube, of rubber, suitable for fitting to tyres of width >450m	147 587	1 939 666	57 098	1 296 118
4014100000	Sheath contraceptives	24 584	702 302	344 351	9 150 287
4014901000	Teats for feeding bottles & similar articles	20 576	133 219	250 174	1 748 057
4014904000	Stoppers for pharmaceutical use	25 100	372 999	655 643	6 788 438
4014909000	Oth hygienic/pharmaceutical articles, of vulcanised rubber	23 477	215 569	288 489	2 396 024
4015110000	Gloves, mittens & mitts, for surgical	108 748	1 404 927	808 372	9 381 595

**I.3. IMPOR MENURUT KOMODITI / IMPORT BY HS COMMODITY**  
**\*\*\* NOVEMBER/NOVEMBER 2012 \*\*\***

HS	Uraian Komoditi Commodity Description	Berat Bersih / Net Weight (Kg)		Nilai / Value C.I.F (US\$)	
		Bulan ini Current Month	Kumulatif Cum.Jan. to date	Bulan ini Current Month	Kumulatif Cum.Jan. to date
4015190000	Gloves, mittens & mitts, for otherpurposed	89 199	960 325	551 844	6 557 829
4015901000	Lead aprons	11	12 637	100	102 202
4015902000	Divers' suits(wet suit)	86	973	665	13 929
4015909000	Oth article of apparel, clothing accessfor all purposed	17 110	253 588	299 861	2 632 464
4016101000	Padding for articles of apparel orclothing accessories	19 085	134 738	164 349	1 549 280
4016109000	Oth articles of vulcanised rubber otherof cellular rubber	75 961	530 417	466 041	3 992 579
4016911000	Mats	101 803	1 211 681	348 358	3 161 052
4016912000	Tiles	0	856	0	15 062
4016919000	Oth floor coverings	154 971	1 103 715	292 079	1 820 585
4016921000	Eraser tips	134 246	846 253	625 379	3 604 921
4016929000	Other erasers	78 431	771 686	184 407	1 486 329
4016931000	Gasket,washer&seal used to insulate theterminal lead of electroly	7 672	138 260	213 397	4 553 539
4016932000	Gasket&O-ring, used on motor vehicle ofheading 87.02,87.03,87.0	66 298	1 308 105	1 844 481	13 739 976
4016939000	Oth gaskets, washers & oth seals	622 993	20 748 988	11 582 035	136 894 870
4016940000	Boat/dock fenders,whether/not inflatable	101 635	1 782 660	387 312	6 862 927
4016950000	Oth articles of vulcanised rubber,inflatable	194 893	1 201 545	991 138	5 922 922
4016991300	Weatherstripping,used on motor vehicleof heading 87.02,87.03/8	56 487	731 000	737 839	9 732 060
4016991400	Oth article of vulcanised rubber,forvehicle of heading 87.02-87.05	230 371	2 650 557	3 127 686	36 648 365
4016991500	Oth article of vulcanised rubber,forvehicles 87.09,87.13,87.15&87	6 866	111 644	112 587	1 425 871
4016991700	Bicycle parts	258	1 319 462	2 755	5 183 025
4016991800	Other bicycle accessories	7 039	39 465	14 756	111 874
4016991900	Oth parts & access for vehicle of rubber of chapter 87	24 153	305 863	234 207	3 241 229
4016992000	Parts & access of rotochutes of heading88.04	15 011	104 383	142 903	998 437
4016993000	Rubber bands	296 839	6 583 943	713 599	8 477 632
4016994000	Wall tiles	49 716	501 523	196 280	1 987 887
4016995100	Rubber rollers	97 911	1 551 359	588 052	6 960 887
4016995200	Tyre moulds bladders	25 525	211 561	387 023	3 478 306
4016995300	Electrical insulators hoods	321	1 300	14 502	27 985
4016995400	Rubber grommets & rubber cover forautomotive wiring harnesses	147 818	1 397 819	2 181 915	21 528 757
4016995900	Oth article,used in machinery/mechanical/electrical appliances/fo	68 568	1 042 794	2 515 775	21 355 231
4016996000	Rail pad, of rubber	669	29 535	7 410	403 583
4016997000	Structural bearings including bridgebridge bearings, oth than rail p	9 007	84 511	298 154	2 572 631
4016999100	Table coverings	770	64 490	56 106	525 740
4016999900	Oth articles of vulcanised rubber foroth purposed	291 791	3 541 256	2 714 324	30 028 348
4017001000	Floor tiles&wall tiles	522	30 249	8 091	602 389
4017002000	Other articles of hard rubber	12 045	123 832	182 399	2 010 581
4017009000	Other hard rubber in all form,includewaste & scrap, articles of har	14 940	324 369	289 259	2 986 580
4101201000	Hide&skin,weight/skin<8kg(simply dried),10kg(dry-salt),16kg(fresh	798 317	6 927 774	477 486	3 548 540
4101209000	Hide&skin,weight/skin<8kg(simply dry),10kg(dry-salt),16kg(fresh),	6	567 541	192	627 615
4101501000	Whole hide & skin,of a weight >16 kg,pre-tanned	79 600	1 141 613	93 986	1 115 407
4101509000	Whole hide & skin,of a weight >16 kg,not pre-tanned	0	2	0	26
4101901000	Oth hide&skin,inc butt,weight/skin<8kg(simply dry),10kg(dry-salt)	0	43	0	340
4101909000	Oth hide&skin,inc butt,weight/skin<8kg(simply dry),10kg(dry-salt)	203 977	1 877 752	162 905	1 397 438
4102100000	Raw skins of sheep/lambs with wool on	19 000	208 007	16 560	186 887
4102210000	Raw skins of sheep/lambs without wool on , pickled	8 000	69 897	130 600	911 919
4102291000	Oth raw skins of sheep/lamb without wool on, not pickled,pre-tan	0	106 717	0	28 242
4102299000	Oth raw skins of sheep/lamb without wool on, not pickled,not pre	1	146 842	120	64 957
4103209000	Raw hide & skin of reptiles,not pre-tanned	0	1 540	0	27 075
4103300000	Raw hide & skin of swine	769	1 693	12 524	25 344
4103900000	Raw hide & skin of oth animal	19 315	423 101	10 623	328 422
4104110010	Bovine leather, vegetable pre-tanned,full grains, unsplit in the wet	59 580	674 536	68 517	2 275 865
4104110090	Oth tanned/crust hide&skin of bovine,full grain,unsplit in the wet :	1 084 395	8 264 360	1 791 288	12 781 034
4104190000	Oth tanned/crust hide&skin of bovine,not full grain,unsplit in the v	360 487	3 685 449	685 730	7 966 322
4104410000	Crust vegetable(semi-tanned) hide&skin,full grain,unsplit;in the dr	205 184	2 227 746	3 504 897	40 005 574
4104490000	Oth crust vegetable(semi-tanned) hide&skin,full grain,unsplit;in th	451 324	4 635 480	5 964 232	60 445 467
4105100000	Tanned/crust sheep/lamb skin,w/o wool on/hair on,in the wet sta	47 390	740 044	590 721	7 446 199
4105300000	Tanned/crust sheep/lamb skin,w/o wool on/hair on,in dry state	6 147	27 417	520 422	2 180 361
4106210000	Tanned/crust goat/kid hide&skin,w/o wool on/hair on,in the wet s	0	245 993	0	2 088 729
4106220000	Tanned/crust goat/kid hide&skin,w/o wool on/hair on,in the dry s	0	10 064	0	311 964
4106320000	Tanned/crust hide & skin of swine,w/owool on/hair on,in the dry s	0	5 040	0	101 399
4106402000	Tanned/crust hide & skin of reptiles,w/o wool on/hair on,in the dr	309	309	6 098	6 098
4106920000	Oth tanned/crust hide&skin of oth animal,w/o wool on/hair on,in	1 151	11 049	119 747	1 121 818
4107110000	Whole hide&skin,full grains,unsplit ofbovine/equine animals,w/o f	72 646	794 996	1 744 127	17 242 463
4107120000	Whole hide&skin,grains splits of bovine/equine animals,w/o hair c	36 534	250 453	683 733	4 325 993
4107190000	Oth whole hide&skin of bovine/ equineanimals, in oth form	273 677	3 860 943	5 444 725	65 272 195
4107910000	Oth whole hide&skin,including side ofbovine/equine animals,full g	3 483	87 147	43 084	1 769 031
4107920000	Oth whole hide&skin,including side ofbovine/equine animals, grair	144 122	1 411 722	3 464 489	35 159 596
4107990000	Oth whole hide & skin,including side,ofbovine/egune animals, in c	644 110	5 550 203	6 204 337	62 039 832
4112000000	Leather further prep. after tanning/crust,oth than leather of headi	58 845	421 001	1 175 981	8 685 562
4113100000	Leather further prepared after tanning/crusting, of goats or kids	55 985	400 163	1 717 238	14 163 574
4113200000	Leather further prepared after tanning/crusting, of swine	76 555	431 823	1 409 574	8 614 924

**I.3. IMPOR MENURUT KOMODITI / IMPORT BY HS COMMODITY**  
**\*\*\* NOVEMBER/NOVEMBER 2012 \*\*\***

HS	Uraian Komoditi Commodity Description	Berat Bersih / Net Weight (Kg)		Nilai / Value C.I.F (US\$)	
		Bulan ini Current Month	Kumulatif Cum.Jan. to date	Bulan ini Current Month	Kumulatif Cum.Jan. to date
4113300000	Leather further prepared after tanning/crusting, of reptiles	0	168	0	56 434
4113900000	Leather further prepared after tanning/crusting, of oth animals	13 594	152 325	156 492	3 567 363
4114100000	Chamois (including combination chamois)leather	0	2 180	0	31 079
4114200000	Patent leather&patent laminated leather, metalised leather	30 457	528 076	160 763	6 364 677
4115100000	Composition leather with base of leather/leather fibre,in slabs, sh	21 638	184 511	693 346	5 221 564
4115200000	Paring end other waste of compositionleather,not suit for leather	0	1 359	0	3 695
4201000000	Saddlery & harness for any animal of any materials	2 841	24 817	41 414	63 402
4202110010	Travel goods w/ max dimension of h x w x l = 56cm x 45cm x 25cm	7 802	62 009	92 674	551 349
4202110090	Trunk,suit,vanity,executive,brief-caseswith outer surface of leathe	247 208	1 535 859	2 365 409	11 864 712
4202121100	School satchel with outer surface ofvulcanised fibre	2 475	38 780	73 906	411 550
4202121900	School satchel with outer surface ofplastics/textile materials	167 642	1 181 921	487 485	4 112 090
4202129100	Trunk,suit,vanity,executive,brief-casesw/ out surface of vulcanise	23 613	342 466	48 081	1 134 462
4202129900	Trunk,suit,vanity,executive,brief-casesw/ out surface of plastics/te	611 577	6 520 207	3 151 036	29 144 401
4202192000	School satchel,trunk,suit,vanity,brief,w/ outer surface of paperbo	0	18 336	0	41 796
4202199000	School satchel,trunk,suit,vanity,brief,w/ outer surface of plastic/te	107 247	1 731 177	543 459	7 789 157
4202210000	Hand bag with outer surface of leatheror of patent leather	3 880	327 585	500 578	10 406 371
4202220000	Hand bag with outer surface of plasticsheeting or of textile materi	314 703	4 622 147	1 714 687	26 310 697
4202290000	Hand bag with other outer surface	715 176	8 514 152	3 343 814	35 289 510
4202310000	Artcl in pocket/hand bag with outersurface of leather or of patent	17 903	217 453	415 733	5 154 486
4202320000	Artcl in pocket/hand bag with outer surface of plastics or of textile	220 452	1 846 353	707 761	6 683 199
4202391000	Article of kind normally carried pocketor in handbag with outer srf	0	14 924	0	106 248
4202392000	Article of kind normally carried pocketor in handbag with outer srf	0	307	0	745
4202393000	Article of kind normally carried pocketor in handbag w/ outer srfc	0	2 049	0	1 055
4202399000	Article of kind normally carried pocketor in handbag with outer srf	52 444	767 666	371 578	3 833 256
4202911100	Sport bags,with outer surface of leather composition leather/of p	0	1 536	0	7 798
4202911900	Oth Sport bags,with outer surface oflthr composition leather/of p	0	3 162	0	38 149
4202919000	Oth artcls with outer surface of leather or of patent leather	1 591	993 506	30 959	4 503 196
4202921000	Toiletry bags with outer surface ofplastic or of textile materials	1 372	50 999	10 355	201 663
4202922000	Bowling bags with outer surface ofplastic or of textile materials	179	1 062	6 571	27 789
4202929000	Other articles with outer surface ofplastic or of textile materials	91 616	1 034 942	1 357 109	12 449 905
4202991000	with outer surface of vulcanised fibreor paperbord oth bags	38 852	114 811	142 534	434 748
4202992000	with outer surface of vulcanised fibreor paperbord oth bags of co	0	368	0	2 674
4202993000	with outer surface of vulcanised fibreor paperbord oth bags of nic	2	2	2	2
4202994000	with outer surface of vulcanised fibreor paperbord oth bags of ap	0	1	0	2
4202999000	Oth than trunk, suit-cases,handbags, &similar containers	110 480	949 200	342 053	3 020 840
4203100000	Articles of apparel of leather or ofcomposition leather.	1 176	16 273	90 117	1 318 431
4203210000	Gloves,mittens & mitts speciallydesigned for use in sports of leath	202	7 971	13 784	249 994
4203291000	Protective work gloves of leather or ofcomposition leather	34 790	238 851	141 167	1 281 304
4203299000	Oth gloves, mittens & mitts of leatheror of composition leather	36 203	196 302	98 093	650 996
4203300000	Belts & bandoliers of leather or ofcomposition leather	111 457	1 019 918	639 235	7 679 705
4203400000	Oth clothing access of leather or ofcomposition leather	10 083	101 145	146 198	1 591 338
4205001000	Oth articles of leather or ofcomposition leather, boot laces ; mats	11 533	100 843	171 684	1 464 994
4205002000	Oth articles of leather, industrialsafety belt & harnesses	10 080	137 923	155 885	959 907
4205003000	Leather strings or cords for jewelry orfor personal adornment	11 886	48 786	23 472	123 397
4205004000	Oth articles of a kind used in machinery or mechl appliance or for	26 959	127 418	84 412	681 408
4205009000	Oth articles of leather oth than bootlaces,safety belt & leather stri	8 401	88 406	135 584	1 570 581
4206009000	oth articles of gut of goldbeaters skinof bladders or of tendons	0	346	0	45 078
4301100000	Raw furkins of mink,whole, w/ or w/ohead,tail or paws of mink,wf	0	2 857	0	13 901
4301300000	Raw furkins of lamb, the followingastrakhan,broadtail, caracul, per	0	10	0	652
4301600000	Raw furkins of fox, whole, with orwithout head, tail or paws	0	1	0	8
4301800000	Raw furkins Oth furskins, whole, with or without head, tail or paw:	0	450	0	80 031
4302110000	Tanned or dressed furskins of mink	0	78	0	437
4302190000	Tanned or dressed furskins, oth than ofmink	0	35 204	0	1 991 137
4302200000	Tanned or dressed furskins,head,tails,paws,oth pieces/cutting not	4	4	1 753	1 753
4302300000	Tanned or dressed furskins, whole skins& pieces or cuttings there	0	11	0	1 558
4303100000	Articles of apparel, clothingaccessories oth articles of furskin	244	10 326	7 256	435 426
4303902000	Article for industrial uses oth than offurskin	519	3 088	10 301	55 988
4303909000	Oth article of apparel,clothing accessories of furskin	0	2 561	0	224 130
4304001000	Artificial fur and articles thereof	312	1 565	12 821	200 640
4304002000	Article for industrial uses ofartificial fur	183	48 669	3 844	256 052
4304009100	Sport bags of artificial fur and andarticles thereof	0	316	0	2 875
4304009900	Oth then artificial fur&articles forindustrial uses&sport bags	0	852	0	39 421
4401100000	Fuel wood,in logs,in billets,in twigsfaggots or in similar forms	1 541 885	5 870 218	471 533	2 349 568
4401210000	Coniferous, wood in chips or particles	0	4 835 587	0	462 392
4401220000	Non-coniferous wood in chips or particles	0	127 308	0	171 264
4401310000	Wood pallets sawdust&wood waste and scrap, wheter or not an	3	37 827	99	48 348
4401390000	Oth Sawdust&wood waste&scrap,whether ornot agglomerat in lo	13 605	426 894	13 264	290 844
4402901000	Oth than wood charcoal(including shell or nut charcoal), of bambo	0	10 872	0	21 236
4402909000	Oth wood charcoal(including shell or nut charcoal), of coconut she	175	36 345	9 391	102 710
4403101000	Baulks,sawlogs&vener logs wood in the rough,whether or not atri	4 790	309 814	15 792	845 122
4403109000	Oth baulk,sawlog,pit-props,poles,piles treated with paint	828 109	3 789 492	375 575	2 133 718

**I.3. IMPOR MENURUT KOMODITI / IMPORT BY HS COMMODITY**  
**\*\*\* NOVEMBER/NOVEMBER 2012 \*\*\***

HS	Uraian Komoditi Commodity Description	Berat Bersih / Net Weight (Kg)		Nilai / Value C.I.F (US\$)	
		Bulan ini Current Month	Kumulatif Cum.Jan. to date	Bulan ini Current Month	Kumulatif Cum.Jan. to date
4403209000	Other than wood of coniferous in the rough, not treated	225 310	2 846 549	132 149	1 453 415
4403411000	Baulks sawlog & veneer log of dark&light red meranti, meranti bak	0	48 000	0	23 386
4403419000	Oth than wood of dark&light red meranti, meranti bakau,in the ro	142 145	2 574 982	11 670	203 884
4403499000	Other than wood of other tropical wood in the rough, not treated	0	37 348	0	29 049
4403911000	Baulks sawlog & veneer log of oak not treated	226 334	19 566 250	160 900	6 643 886
4403919000	Other than wood of oak in the rough, not treated	190 595	3 126 869	148 568	1 778 268
4403921000	Baulks sawlog & veneer log of oak	0	77	0	607
4403929000	Other than wood of beech in the rough, not treated	64 414 984	68 362 996	1 494 256	1 998 018
4403991000	Baulks sawlog & veneer log of other tree not treated	1 923	4 314 081	5 415	1 534 412
4403999000	Other than wood of other tree in therough, not treated	22 999	1 766 992	12 407	766 833
4404100000	Hoopwood, split poles;piles, picket & the like of coniferous	0	58 127	0	17 355
4404201000	Hoopwood, split poles;piles, picket & the like of non coniferous	190	190	4 430	4 430
4404209000	Oth than Hoopwood, split poles;piles,picket & the like of non conit	1 327	107 076	11 068	91 154
4405001000	Wood wool,	67 320	67 370	23 690	27 648
4405002000	Wood wool, wood flour.	57 103	5 437 856	58 175	2 352 457
4406900000	Oth Railway or tramway sleepers(cross-ties) of wood impregnated	0	66 220	0	210 889
4407100000	Wood sawn/ chipped length of a thick > 6 mm.of Coniferous,Plan	5 118 905	54 360 236	3 057 834	31 587 454
4407219000	Wood sawn/ chipped length of a thick > 6 mm.of Mahogany,not pl	8 022	30 304	10 492	65 756
4407251100	Wood sawn/ chipped of a thick > 6mm.ofDark&light red meranti,S	0	328 339	0	179 094
4407251900	Wood sawn/ chipped of a thick > 6mm. ofdark&light red meranti,S	158 030	1 006 406	86 194	582 119
4407252100	oth wood sawn/ chipped of a thick > 6 mm.of meranti bakau,plane	370 548	2 383 900	276 073	1 822 336
4407261000	Wood sawn/ chipped of a thick > 6mm.of White Lauan,Seraya,yell	0	8 300	0	15 301
4407271000	Wood sawn/ chipped of a thick > 6 mm.ofSapelli,Sanded or end-jo	0	697 340	0	373 294
4407279000	Wood sawn/ chipped of a thick > 6 mm.ofSapelli,not planed, not S	813 056	6 102 280	424 585	3 282 986
4407289000	Wood sawn/ chipped of a thick > 6 mm.ofIroko,not planed, not Sa	20 000	946 563	15 638	915 059
4407291100	Wood sawn/ chipped of a thick > 6 mm.ofJelutong,Planed	0	3 450	0	353
4407293900	Oth than Wood sawn/ chipped of a thick > 6 mm.of Kempas,Not p	33 914	133 192	28 002	154 610
4407294900	Wood sawn/ chipped of a thick > 6 mm.ofKeruing,Not planed, not	0	127 083	0	212 739
4407295900	Wood sawn/ chipped of a thick > 6 mm.ofRamin,Not planed, not S	0	23 950	0	12 298
4407296900	Wood sawn/ chipped of a thick > 6 mm.ofTeak,Not planed, not Sai	9 054	46 127	8 142	89 967
4407297900	Oth wood sawn/ chipped of a thick >6 mm.of Balau,Not planed, nc	0	23 722	0	61 630
4407299100	Wood sawn/ chipped of a thick > 6 mm.ofJongkong & Merbau,San	59 387	80 049	32 396	56 439
4407299200	Wood sawn/ chipped of a thick > 6 mm.ofJongkong & Merbau oth	0	2 520 957	0	413 899
4407299300	Oth sanded or end jointed&of a thick> 6 mm jongkok & merbau	0	123 699	0	66 479
4407299990	Oth than tropical wood, oth sanded or end jointed&planed,thickn	27 115	486 288	21 745	529 783
4407911000	Wood sawn/ chipped of a thick > 6 mm.ofOak,Sanded or end-joint	176 541	3 493 093	133 500	3 052 200
4407919000	Oth wood sawn/ chipped of a thick> 6 mm of Oak,Not planed, not	1 934 209	15 213 780	1 384 288	10 867 046
4407921000	Wood sawn/ chipped of a thick > 6 mm.ofbeech,Planed	0	709 368	0	543 119
4407929000	Wood sawn/ chipped of a thick > 6 mm.ofbeech,Not planed, not S	315 407	4 075 438	222 415	2 029 461
4407931000	Wood sawn/ chipped of a thick > 6 mm.ofMaple,Sanded or end-jo	65	194 521	1 330	198 343
4407939000	Oth than wood sawn/ chipped of a thick > 6 mm.of Maple,Not pla	289 027	4 047 938	605 254	5 376 668
4407941000	Wood sawn/ chipped of a thick > 6 mm.ofCherry,Sanded or end-jo	0	19 514	0	18 663
4407949000	Oth wood sawn/ chipped of a thick > 6 mm of Cherry,Not planed, i	0	3 090	0	1 803
4407951000	Wood sawn/ chipped of a thick > 6 mm.ofAsh,Planed or end-jointe	39 036	186 486	28 446	432 537
4407959000	Oth wood sawn/ chipped of a thick> 6 mm of Ash,Not planed, not	31 178	592 976	45 679	1 116 803
4407991000	Oth than wood sawn/ chipped of a thick> 6 mm.of Other tree,Plan	216 555	3 260 666	189 183	2 484 778
4407999000	Wood sawn/ chipped of a thick > 6 mm.ofOther tree,Not planed, r	2 671 409	29 558 929	1 765 054	20 568 460
4408101000	Cedar wood slats prepared for pencilmanufact;radiata pinewood c	515 193	5 531 205	173 028	3 103 651
4408103000	Face veneer sheets, coniferous	63 509	511 999	135 778	804 732
4408109000	Oth Coniferous,oth cedar wood slats,face veneer sheets	716 730	5 964 702	744 515	7 729 129
4408310000	Dark red meranti, light red meranti andmeranti bakau of the tropic	0	74 115	0	184 574
4408399000	Oth jelutong wood and oth wood preparedfor pencil manufact	58 675	2 329 269	200 679	4 758 350
4408900000	Oth than sheets for veneering and of the tropical wood of thicken	1 120 587	9 197 399	1 366 402	16 126 811
4409100000	Coniferous wood cotinuously shapedalong any of its edgee,ends/f.	67 648	1 443 361	58 108	1 315 540
4409210000	Non coniferos of bamboo	0	168 717	0	170 471
4409290000	Oth non coniferous oth teak stripsfriezes for parquet flooring	27 485	792 387	57 275	1 398 902
4410110000	Particle board & similar board of woodor other ligneous materials	23 613 968	243 863 479	5 981 632	65 325 481
4410120000	Oriented strand board of wood	0	580	0	656
4410190000	Oth particle board,oriented strand board (osb) of wood	692 622	12 448 518	296 553	4 628 278
4410900000	Oth than Particle board & similar boardof other ligneous materias	210 709	2 932 148	123 716	1 278 265
4411120000	Medium density fibreboard (mdf) of a thickness < 5mm	3 000 035	38 678 781	1 567 564	19 291 996
4411130000	Medium density fibreboard (mdf) of athickness > 5mm and < 9 mm	1 747 497	14 315 271	890 329	8 561 568
4411140000	Medium density fibreboard (mdf) of athickness > 9 mm	3 922 867	52 031 036	1 852 476	24 716 616
4411920000	Oth fibreboard of a density >0.8g/cm3	228 147	3 769 326	207 916	3 480 961
4411930000	Oth fibreboard of 0,5g/cm<density <0,8g/cm3	1 661 927	15 850 438	673 729	6 947 205
4411940000	Oth fibreboard of a density <0,5g/cm3	237 335	2 765 810	90 745	1 237 532
4412100000	Plywood,veneered panel&similar laminated wood of bamboo	0	270 096	0	289 445
4412310000	Oth plywood,consisting solaly <6mmthinkness w/ at least one out	23 531	2 623 583	64 812	1 817 439
4412320000	Oth plywood,each thick.<6mm with atleast one outer ply of non c	770 243	8 625 319	506 642	6 164 058
4412390000	Oth plywood consisting solely of sheetsof wood of each thick < 6 n	6 856 172	85 972 115	3 705 915	48 933 424
4412940000	Oth plywood,veneered panels&similar wood of blockboard,lamint	93 077	623 538	109 758	728 069



**I.3. IMPOR MENURUT KOMODITI / IMPORT BY HS COMMODITY**  
**\*\*\* NOVEMBER/NOVEMBER 2012 \*\*\***

HS	Uraian Komoditi Commodity Description	Berat Bersih / Net Weight (Kg)		Nilai / Value C.I.F (US\$)	
		Bulan ini Current Month	Kumulatif Cum.Jan. to date	Bulan ini Current Month	Kumulatif Cum.Jan. to date
4412990010	Veneered panels&similar w/at least oneother wood	35 100	774 158	18 376	420 293
4412990090	Veneered panels&similar w/at least oneother wood	969 004	10 480 435	799 697	8 559 123
4413000000	Densified wood, in blocks,plates,strips of profile shapes.	25 518	1 003 698	124 349	1 161 924
4414000000	Wooden frames for paintings, photographs mirrors or similar obje	3 321	112 125	14 027	342 925
4415100000	Cases, boxes, crates, drums & similar packings; cable-drums	50 155	336 307	85 922	891 433
4415200000	Pallets,box pallets& other load boards;pallet collars	212 050	2 075 525	162 225	1 377 849
4416001000	Staves casks,barrels,vats,tube and other coopera products and par	0	377	0	1 511
4416009000	Casks,barrels,vats,tubs&other coopersproducts & parts thereof, of	31 112	48 463	90 659	183 305
4417001000	Tools,tool bodies,tool handles,broom orbrush bodies & handles, o	60	25 592	1 325	109 875
4417009000	Oth Tools,tool bodies,tool handles,broom or brush bodies & handl	124 704	1 033 683	250 547	1 826 938
4418100000	Windows,french-windows&their frames of wood	0	853	0	1 543
4418200000	Doors & their frames & thresholds ofwood	198 552	771 812	617 180	1 275 284
4418400000	Shuttering for concrete construal workof wood	34 188	325 638	48 000	502 910
4418500000	Shingles & shakes of wood	0	327	0	4 825
4418600000	Posts and beams	0	10 005	0	19 855
4418710000	Assembled flooring panels	2 625	4 840	3 902	13 513
4418720000	Oth multilayer bullders joinery and carpantry of wood	8 102	160 327	23 274	292 469
4418790000	Oth assembled flooring panels of wood	21 997	320 992	38 507	372 950
4418901000	Oth Cellular wood panels	0	21 495	0	9 960
4418909000	Other builders joinery & carpentry of wood	253 515	2 758 988	289 084	2 693 203
4419000000	Tableware and kitchenware, of wood.	59 769	285 611	62 007	533 913
4420100000	Statuettes & oth ornaments, of wood	5 493	23 158	14 635	140 793
4420901000	Oth wooden articles of furniture notfalling in chapter 94	0	70 503	0	175 128
4420909000	Oth wood marquetry and inlaid,casket and similar articles of woo	39 269	441 329	315 506	2 140 520
4421100000	Clothes hangers of wood	16 028	252 451	76 322	2 828 161
4421901000	Spools, cops & bobbins, sewing threadreels and the like of wood	584	17 471	4 990	143 583
4421902000	Match splints	0	8 653	0	12 373
4421903000	Wooden pegs or pins for footwear	10 630	80 093	24 371	326 574
4421904000	Candy-sticks, ice-cream sticks & Ice cream spoons	127 058	1 442 929	252 934	2 695 970
4421907000	Fans & handscreens, frames & handles of wood	0	10 370	0	25 299
4421908000	Toothpicks of wood	92 595	720 768	64 117	513 939
4421909300	Prayer beads	0	398	0	20 301
4421909400	Oth beads	390	5 669	7 476	155 923
4421909900	Other wooden articles	104 852	1 471 026	281 614	3 475 762
4501100000	Natural cork, raw / simply prepared;wasta cork,crushed,granulate	396	20 642	6 059	36 555
4501900000	Oth Natural cork,raw/ simply prepared; wasta cork,crushed,granul	894	27 001	1 578	92 022
4502000000	Natural cork,debarked or roughly squared or in rectangular (includ	63	31 552	704	84 846
4503100000	Corks and stoppers	10 760	44 805	144 781	587 739
4503900000	Other articles of natural cork.	14 771	178 871	46 896	440 811
4504100000	Blocks, plates, sheets & strip; tiles of any shape;solid cylinders,inc	7 962	3 083 046	53 461	982 460
4504900000	Other agglomerated cork and articles ofagglomerated cork	22 941	461 650	230 400	1 606 594
4601210000	Mats, matting and screens of vegetablematerials of bamboo	35 957	232 454	58 759	434 569
4601220000	Mats, matting and screens of vegetablematerials of rattan	0	1 656	0	1 960
4601290000	Oth mats,matting & screens of vegetablevegetable of material	0	33 046	0	119 196
4601921000	Plaits and similar products of plaitingmaterial of bamboo	3 934	3 934	9 198	9 198
4601929000	Other of bamboo	0	13 254	0	17 059
4601939000	Other of rattan	0	33	0	2 927
4601941000	Plaits and similar products of plaitingmaterials,whether of vegetat	0	10 392	0	49 274
4601949000	Other of other vegetable material	0	1 069	0	1 562
4601991000	Mats and matting of other vegetablematerials	0	83	0	460
4601999000	Oth Plaits & similar products of plaiting of other materials,whethe	0	2 575	0	8 487
4602110000	Basketwork, wickerwork & other articles, of vegetable material of	26 516	134 002	8 077	129 172
4602120000	Basketwork, wickerwork & other articles, of vegetable material of	1 045	16 142	9 378	76 886
4602190000	Oth than basketwork, wickerwork & otherarticles, vegetable mate	2	34 665	33	127 067
4602900000	Oth basketwork, wickerwork & otherarticles, of other materials	3 522	10 232	13 064	65 228
4701000000	Mechanical wood pulp.	17 071 864	189 332 420	9 762 981	109 307 287
4702000000	Chemical wood pulp, dissolving grades.	29 576 921	398 801 607	27 851 965	391 105 102
4703110000	Chemical wood pulp, soda, oth than dissolving grades,unbleached,	1 230 632	33 004 831	809 205	21 151 945
4703210000	Chemical wood pulp, soda, oth than dissolving grades,bleached,co	28 340 092	462 414 222	18 932 494	332 965 918
4703290000	Chemical wood pulp, soda, oth than dissolving grades,bleached,nc	1 097 977	72 237 282	789 469	44 836 567
4704110000	Chemical wood pulp,sulphite,oth than dis solving grades,unbleach	946	3 879 420	4 097	2 141 638
4704190000	Chemical wood pulp,sulphite,oth than dis solving grades,unbleach	0	11 598	0	63 360
4704210000	Chemical wood pulp,sulphite,oth than dis solving grades,bleached	661 341	16 802 565	502 121	12 813 747
4704290000	Chemical wood pulp,sulphite,oth than dis solving grades,bleached	323 208	5 044 611	213 229	3 355 963
4705000000	Wood pulp obtained by a combination ofmechancial & chemical p	5 104 281	47 750 602	2 786 154	26 678 265
4706100000	Cotton linters pulp	25 842	2 693 461	42 390	7 209 850
4706200000	Pulps of fibres derived from recovered (waste & scrap) paper or p	11 426	240 708	19 594	282 360
4706300000	Pulps of fibres derived from recoveredof oth than bamboo	3 150	13 982	7 873	84 282
4706910000	Mechanical pulps of fibres derived fromrecovered paper or paper	810 448	7 244 921	564 746	5 431 633
4706920000	Chemical pulps of fibres derived fromrecovered paper or paperbo	19 699	2 467 601	158 507	3 765 737
4706930000	Obtained by a combination of mechanical&chemical proceses reco	211	14 964 919	3 416	11 683 705

**I.3. IMPOR MENURUT KOMODITI / IMPORT BY HS COMMODITY**  
**\*\*\* NOVEMBER/NOVEMBER 2012 \*\*\***

HS	Uraian Komoditi Commodity Description	Berat Bersih / Net Weight (Kg)		Nilai / Value C.I.F (US\$)	
		Bulan ini Current Month	Kumulatif Cum.Jan. to date	Bulan ini Current Month	Kumulatif Cum.Jan. to date
4707100010	Recovered Unbleached kraft paper & paperboard for paper makin	178 661 883	1 359 135 155	35 259 717	292 695 058
4707100090	Recovered Unbleached kraft paper & paperboard for paper other	17 083	137 118	32 872	266 040
4707200010	for paper making purpose Recoveredbleached chemical pulp,	4 209 167	65 666 383	1 025 180	20 011 256
4707200090	Recovered bleached chemical pulp, forother purpose	332	1 834	2 401	19 593
4707300010	Recovered mechanical pulp paper orpaperboard for paper making	43 935 000	516 608 292	9 126 011	118 800 106
4707300090	Recovered mechanical pulp paper orpaperboard for other purpose	24 605	124 311	47 027	245 060
4707900010	Recovered unsorted waste &scrap paper & paperboard for paper	11 940 300	137 322 595	1 707 307	23 749 798
4707900090	Recovered unsorted waste and scrappaper & paperboard for othe	0	882	0	2 484
4801001000	Newsprint, in rolls or sheets. weighingnot more than 55 g/m2	490 814	2 149 791	296 576	1 179 181
4801009000	Newsprint, in rolls or sheets. weighingmore than 55 g/m2	1 831 464	11 433 088	852 279	7 337 360
4802100000	Hand-made paper and paperboard	2 731	666 948	70 292	1 249 410
4802201000	Paper and paperboard of a kind used as for photo sensitive,heat-s	3 875	121 351	5 125	85 617
4802209000	Oth Paper and paperboard of a kind usedas for photo sensitive,he	8 551	1 672 329	127 935	1 926 259
4802401000	Wallpaper base in rolls of not more than 15 cm in width rectangul	48	12 312	115	22 128
4802409000	Oth paper and peperboard, not containing fibres obtained by a me	2 815	186 176	20 541	379 165
4802541100	Paper, no fibres used in manufac gypsumboard computercards, weight	354	1 902	306	8 548
4802541900	Other paper and paperboard, not containing fibres Weighing < 40	77 917	527 856	95 841	656 396
4802542100	Alumunium base paper, not containingfibres Weighing < 40 g/m2	46	332	48 311	50 563
4802542900	Alumunium base paper, not containingfibres Weighing < 40 g/m2	0	108 684	0	119 644
4802543000	Alumunium base paper, not containingfibres Weighing < 40 g/m2	0	308 656	0	592 023
4802549000	Alumunium base paper, not containingfibres Weighing < 40 g/m2	379 454	3 531 898	622 427	5 094 023
4802552000	Fancy paper and paperboard, purpose40< weight <150 g/m,roll	87 057	9 953 128	91 845	8 807 623
4802553900	Oth paper, no fibres, for other purpose 40< weight <150 g/m,roll	42	116 459	108	161 838
4802554000	Base paper of a kind used manifaure fibres, for oth purpose 40<w	0	505	0	9 734
4802555000	Paper, no fibres, for other purpose 40< weight <150 g/m,roll	2 983	12 815	26 020	121 452
4802559000	Oth paper, no fibres, for other purpose 40< weight <150 g/m,roll	2 036 153	11 367 366	1 824 871	12 537 265
4802562000	Fancy paper and paperboard, in rectangular =<36cm oth side =15c	6 933	40 938	15 330	167 072
4802563100	with no side exceeding 36 cmin theunfolded state 40< weight <15	0	19	0	572
4802563900	Paper, no fibres, for other purpose40< weight <150 g/m,sheet	241	5 447	1 929	58 378
4802569000	Other than Paper, no fibres, for otherpurpose 40< weight <150 g/n	128 368	1 183 375	111 513	950 394
4802571100	Other paper & paperboard, weight>40g/m2and =< 150g/m2	0	3 286	0	4 991
4802571900	Other paper & paperboard, weight>40g/m2and =< 150g/m2	37 214	243 671	56 481	507 196
4802579000	Other paper & paperboard, weight>40g/m2and =< 150g/m2	741 863	4 738 492	780 187	5 795 197
4802582100	Fancy paper&paperboard, in roll width <=15cm/in rectang sheet<3	0	2 458	0	10 967
4802582900	Oth fancy paper & paperboard, oth in roll width<=15cm/in rectang	58 887	492 758	60 116	450 943
4802589000	Oth paper, no fibres, for other purpose weight >150 g/m	118 948	2 285 006	306 839	4 065 788
4802613000	Paper, fibres>10%, aluminium paper paper, in rolls	104 832	209 696	66 883	135 288
4802614000	Paper, fibres>10%, oth aluminium paper, banknotes, printing, writing	0	494	0	1 542
4802619000	Oth Paper, fibres>10%, oth aluminium paper, banknotes, printing, w	922 116	7 615 164	844 508	6 572 235
4802621000	Paper, fibres, aluminium paper base in sheets with 435< one side	4	335	3	368
4802622000	Paper, fibres, banknotes, manuf of gypsumboard, in sheets 435<one	165 968	300 220	711 309	1 590 766
4802629000	Oth paper, fibres, for other purpose, insheets with 435< one side <	140	34 840	1 511	77 094
4802690000	Oth paper, fibres, for other not purpose, of fibres>10%, paper in ro	27 868	2 435 271	140 679	3 082 442
4803003000	Of Cellulose wadding or of web cellulose fibres toilet or farcial tiss	44 843	504 352	250 568	1 814 782
4803009000	Oth of cellulosa wading&tissue paper/toilet/facial tissue stock&sr	91 264	848 013	482 474	3 374 217
4804110000	Kraftliner paper&paperboard, in rolls orsheets, unbleached	1 231 186	15 433 448	738 713	8 558 700
4804190000	Oth kraftliner paper&paperboard	1 804 681	20 066 201	955 784	11 195 172
4804211000	Sack kraft paper for making cement bag in rolls or sheets, unbleac	12 532 500	91 293 382	13 297 701	97 352 521
4804219000	Oth sack kraft paper for making cement bag in rolls or sheets, unbl	410 426	3 559 789	383 076	3 577 390
4804290000	Oth composite papers, in rolls or sheets	345 159	3 158 720	222 424	2 306 913
4804311000	oth kraft paper and paperboard, weighing 150 g/m, unbleached	101 045	2 431 337	161 413	4 919 558
4804313000	Wet strenght 40g to 60g, for plywoodadhesive tape, weigh 150g/r	323 252	3 751 740	345 667	4 000 568
4804314000	Other kraft paper&wet strenght weighing150 g/m, unbleached	70	3 969	1 038	18 578
4804315000	Other kraft paper&wet strenght weighing150 g/m, unbleached	0	5 431	0	15 200
4804319000	Other than kraft paper & wet strenghtweighing 150 g/m, unbleach	816 933	9 079 116	902 762	9 226 362
4804391000	Of a wet adhesive tape, 40-60g, used in mnfact. weight <= 150g/r	26 680	210 811	29 868	226 342
4804392000	Adhesive tape, 40-60g, not used in mnfact weigh <= 150g/m2, ble	264	264	1 660	1 660
4804399000	Oth adhesive tape, 40-60g, not used inmnfact weigh <= 150g/m2, l	635 194	3 062 454	621 222	3 235 819
4804411000	Elect grade insulating kraft paper, 150<weighing< 225 g/m, unblea	47 838	1 567 362	55 732	2 070 838
4804419000	Oth elect grade insulating kraft paper, 150<weighing <225 g/m, unt	1 036 395	12 566 501	759 673	9 485 838
4804420000	Bleached uniformly throughout the mass&>95% wood fibres, 150<	276 959	1 405 380	411 145	2 443 891
4804499000	Other kraftpaper& paperboard 150< weighing< 225 g/m	48 246	235 688	144 383	713 154
4804511000	Elect grade insulating kraft paper, press board weighing >600g/m, u	0	192 354	0	185 512
4804512000	Oth wet strenght 40g to 60g, for plywoodadhesive tape, weigh>225	0	76 731	0	89 240
4804513000	Oth wet strenght 40g to 60g, /plywoodadhesive tape, weigh>225g/	0	22	0	1 424
4804519000	Oth than wet strenght 40g to 60g, /ply wood adhesive tape, weigh>	1 018 979	5 222 238	591 059	3 199 185
4804520000	Bleached of kind used in the manufact of gypsum boards	280	280	2 715	2 715
4804590000	Other kraftpaper& paperboard weighing 225 g/m or more	54 930	413 332	144 879	1 174 537
4805110000	Oth uncoated paper&paperboard, in rollsfluting paper,	1 501 185	8 065 701	613 292	3 497 517
4805129000	Uncoated paper&paperboard, oth semichemical, straw flutingpaper	95 640	133 350	53 047	971 788
4805191000	Uncoated paper&paperboard, oth flutingpaper	0	36 516	0	101 072

**I.3. IMPOR MENURUT KOMODITI / IMPORT BY HS COMMODITY**  
**\*\*\* NOVEMBER/NOVEMBER 2012 \*\*\***

HS	Uraian Komoditi Commodity Description	Berat Bersih / Net Weight (Kg)		Nilai / Value C.I.F (US\$)	
		Bulan ini Current Month	Kumulatif Cum.Jan. to date	Bulan ini Current Month	Kumulatif Cum.Jan. to date
4805199000	Oth uncoated paper and paperboard, inrolls or sheets	38 958	1 249 895	161 319	1 383 394
4805240000	Uncoated paper&paperboard,testlinerweighing 150 g/m2 or less	770 012	7 033 161	401 242	3 282 321
4805251000	Uncoated paper&paperboard,testlinerweighing >= 150 g/m2	649 806	3 256 999	324 625	1 586 356
4805259000	Uncoated paper&paperboard,testliner othof weighing >= 150 g/m	1 894 941	20 199 570	1 083 466	11 386 383
4805301000	Paper,sulphite wrapping paper, coloredmatch wrapping paper	307	93 710	3 391	40 983
4805309000	Paper,sulphite wrapping paper, othcolored match wrapping paper	952 853	2 495 322	516 915	2 097 683
4805400000	Filter paper and paperboard	445 118	5 614 505	1 770 440	21 021 542
4805500000	Felt paper and paperboard	18 794	224 277	97 309	1 014 015
4805911000	Paper used as packing of flat glassproduct, resin<0,6%,wg<150g/m	4 601	163 204	17 230	209 923
4805912000	Uncoated paper&paperboard,oth blotting,&joss paper,weighing15	0	33 080	0	26 612
4805919000	Uncoated paper&paperboard,oth blotting,&joss paper,weighing15	49 133	747 200	125 407	1 182 780
4805921000	Multi-ply paper and paperboard of 150<weighing<225g/m	647	8 552	1 277	14 213
4805929000	Uncoated paper&paperboard of oth150<weighing<225g/m	2 317 544	27 557 635	1 476 742	17 307 248
4805931000	Multi-ply paper and paperboard of weighing > 225g/m2	319 241	1 095 597	210 437	847 590
4805932000	Blotting paper of other weighing > 225g/m2	13 423	112 752	14 554	102 100
4805939000	Oth Multi-ply paper&Blotting paper of other weighing > 225g/m2	437 215	6 233 051	336 546	5 436 716
4806100000	Vegetable parchment	85 915	728 706	217 624	1 894 384
4806200000	Greaseproof papers	5 100	600 502	5 688	1 122 850
4806300000	Tracing papers	13	243 947	751	554 280
4806400000	Glassine and other glazed transparent or translucent papers	815 702	8 751 528	1 134 084	12 944 069
4807000000	Composite paper and paperboard notsurface-coated or impregnat	1 299 905	8 208 856	852 369	6 586 894
4808100000	Corrugated paper&paperboard,whetheror not perforated,in rolls c	1 523 511	4 755 371	813 514	4 374 103
4808400010	Sack kraftpaper,creped,crinkled,whether, not embossed/perforat	188 349	4 531 920	274 414	4 703 406
4808400090	Oth kraftpaper,creped or crinkle,whether or not embossed or perf	80 480	456 146	317 612	1 047 890
4808902000	Paper&paperboard,oth embossed fancypaper used printing,cover,	3	18 576	42	43 524
4808903000	Paper&paperboard,embossed paperfancypaper used printing,cove	174	48 140	537	143 010
4808909000	Oth than Paper&paperboard,oth embossedfancypaper used printi	221 097	1 624 654	506 394	4 196 737
4809200000	Self-copy paper	151 290	2 176 095	184 313	2 891 123
4809901000	Oth self-copy paper	39 823	594 035	102 091	634 074
4809909000	Oth self-copy paper	266 829	4 526 507	419 207	4 602 574
4810131100	Paper&paperboard for photo,heat,elect.in rolls papers of width <1	39	1 022	4 940	6 471
4810131900	Paper&paperboard for photo,heat,elect.in rolls papers of oth widt	254 362	1 782 610	115 510	894 491
4810139110	Paper&paperboard for photo,heat,elect.in rolls papers of oth widt	915 714	5 607 998	7 353 007	38 178 382
4810139190	Paper&paperboard for photo,heat,elect.in rolls papers of width <1	917 470	9 292 249	1 341 451	11 685 679
4810139910	Banknotes paper in rolls of a width >15cm	0	12 389	0	115 826
4810139990	Paper & paperboard for writing or printing in rolls of a width >15 c	1 470 979	19 396 833	1 728 837	21 235 618
4810141100	Paper&paperboard for photo,heat,elect. sensitive 297<one side<4	0	3 661	0	16 343
4810141900	Paper&paperboard for photo,heat,elect. of width < 15cm	10 245	138 446	23 231	170 357
4810149190	Paper&paperboard for photo,heat,elect. sensitive 297<one side<4	0	82 503	0	680 348
4810149990	Paper & paperboard for writing or printing in sheets & unfolded of	0	806 740	0	503 211
4810191100	Other Paper & paperboard for writing orprinting in sheets	0	220 458	0	177 249
4810191990	Other Paper & paperboard for writing orprinting in sheets	586 216	6 155 209	393 093	4 472 276
4810199190	Other Paper & paperboard for writing orprinting in sheets	12	708 049	1 743	594 109
4810199990	Other Paper & paperboard for writing orprinting in sheets	584 526	7 720 415	674 389	11 222 430
4810221100	Light weight coated paper,Electcardiogrp,Ultrasonograph,spirome	0	282	0	1 409
4810221900	Light weight coated paper; Oth Elect,cardiograph,Ultrasonograph,i	4 333	3 090 193	26 946	3 088 304
4810229100	Oth light weight coated paper,in roll of a width 15cm<one side<36	1 518	56 667	6 110	41 229
4810229900	Oth light weight coated paper	937 080	10 458 654	3 246 310	17 584 564
4810291100	Oth paper of a kind used for printng,elect,cadiograp,ultrasonograp	0	611 517	0	1 460 037
4810291900	Oth paper of a kind used for printng,oth electcadiograp,ultrasonog	2 768	68 625	9 181	177 864
4810299100	Oth paper of a kind used for printng,width 15cm<one side<36cm,u	0	15 203	0	73 079
4810299900	Oth paper of a kind used for printing	532 816	7 294 773	492 717	6 645 764
4810313100	Base paper of a kind used to manufacture aluminium coated paper	57	371	126	970
4810313900	Other Base paper of a kind used to manuf aluminium coated paper	1 149	38 468	7 860	104 721
4810319100	Kraft paper,paperboard, not for writing,printing, other grafic purp,	0	31 454	0	38 051
4810319900	Oth kraft paper,paperboard,not for wrtng printing, other grafic pu	0	9 081	0	77 002
4810323000	Kraft paper,paperboard, not for writing,width<=15cm,side<=36cm	0	97	0	727
4810329000	Kraft paper,paperboard, not for writing,other weight>150g/m2	971 928	11 123 478	994 107	12 187 528
4810393000	Oth kraft paper,paperboard, not forwriting in rolls width<=15cm,s	9 320	128 366	37 803	531 108
4810399000	Other kraft paper,paperboard, not forwriting	129 061	1 658 044	156 768	1 998 860
4810924000	Other paper & paperboard, multiplyrectang < 15 x 36 cm2	3 275	23 661	27 513	185 454
4810929000	Other paper & paperboard, multiply othrectang < 15 x 36 cm2	1 986 503	18 541 790	1 382 474	14 958 345
4810994000	Oth paper and paperboard of multiplyrectang < 15 x 36 cm2	0	4 800	0	24 600
4810999000	Oth paper and paperboard of multiply oth rectang < 15 x 36 cm2	352 800	5 800 514	504 667	6 814 439
4811102100	Floor covering on a base of paper orpaperboard,in roll <15cm, reci	18 046	258 052	23 751	369 278
4811102900	Other bituminised/asphalted paper&paperboard in roll <15cm, rec	27 033	188 487	80 677	687 427
4811109100	Floor covering on a base of paper orpaperboard,in other size	141	2 352	694	7 952
4811109900	Other bituminised/asphalted paper &paperboard,in other size	46 883	2 101 230	193 956	4 680 766
4811412000	Gummed or adhesive paper&paperboard,self-adhesive,rectang<15	33 433	1 488 811	256 137	5 372 454
4811419000	Gummed/adhesive paper&paperboard,othself-adhesive,in other s	1 129 413	14 242 792	2 963 174	33 885 323
4811492000	Oth gummed or adhesive paper&paperboard in roll <15cm, rect<1	7 104	211 143	120 428	837 938

**I.3. IMPOR MENURUT KOMODITI / IMPORT BY HS COMMODITY**  
**\*\*\* NOVEMBER/NOVEMBER 2012 \*\*\***

HS	Uraian Komoditi Commodity Description	Berat Bersih / Net Weight (Kg)		Nilai / Value C.I.F (US\$)	
		Bulan ini Current Month	Kumulatif Cum.Jan. to date	Bulan ini Current Month	Kumulatif Cum.Jan. to date
4811499000	Oth gummed or adhesive paper&paperboard,in other size	253 254	4 497 308	668 080	8 789 078
4811513100	Floor covering on a paper coated,impregntd wth plastic,bleached,	520 853	5 472 790	751 764	8 108 195
4811513900	Oth paper coated,impregnated/coveredwith plastic,bleached,wg>	583 096	1 093 571	858 961	1 452 705
4811519900	Oth paper coated,impregnated/coveredwith plastic,bleached,oth :	373 818	5 503 562	1 110 117	13 431 148
4811592000	Oth paper coated,impregnated/coveredwith plastics&aluminium f	2 582 838	22 562 089	5 378 244	114 024 588
4811594100	Floor covering on a paper coated,impregwth plastic,unbleached,re	2 987	158 728	37 981	1 571 726
4811594900	Oth paper coated,impregnated/coveredwith plastic,unbleached,re	29 770	510 147	173 826	1 904 726
4811599100	Floor covering on a paper coated,imptdwith plasticun,bleached,ot	0	170 441	0	268 344
4811599900	Oth paper coated,impregnated/coveredwith plastic,unbleached,ot	837 310	14 748 171	2 676 246	23 344 792
4811602010	Paper coated,impregnated/covered withwax,paraffin,stearin,oil,re	0	4 019	0	30 740
4811602090	Oth Paper coated,impregnated/coveredwth wax,paraffin,stearin,c	12 265	637 015	63 578	723 282
4811609010	Paper coated,impregnated/covered withwax,paraffin,stearin,oil,ot	25 992	85 811	36 668	148 985
4811609090	Oth Paper coated,impregnated/coveredwith wax,paraffin,stearin,c	4 532	1 206 445	22 367	2 293 358
4811904100	Flooring covering a paper,cellulose wadd web of cell fibr roll<15cn	52 235	986 710	88 873	1 658 213
4811904900	Oth paper, paperboard,cellulose waddingweb of cell fibr roll<15cn	65 602	1 323 982	268 745	3 299 042
4811909100	Flooring covering a paper,cellulose wadd web of cell fibres,other s	33	10 708 537	1 170	4 884 658
4811909900	Oth paper, paperboard,cellulose waddingweb of cell fibres,other s	1 084 796	14 780 562	2 893 356	33 385 782
4812000000	Filter blocks,slabs&plates,of paper pulp	5 758	321 882	36 857	1 705 164
4813100000	Cigarette paper,in the form of bookletsor tubes	82 615	1 072 528	483 833	6 058 779
4813200000	Cigarette paper,in the form in rolls ofa width not exceeding 5 cm	107 571	2 488 314	525 813	9 775 187
4813901000	Cigarette paper,oth in the of booklets,tubes & in rolls,width <5 cm	51 533	380 249	227 637	2 094 037
4813909000	Cigarette paper,oth in the of booklets,tubes & in rolls	728 148	8 864 054	3 190 210	39 058 746
4814200000	Wallpaper&similar wall coverings,consist of peper coated wth a gr.	342 725	3 627 986	655 052	7 335 264
4814900000	window transparencies of paper	298 485	4 917 159	539 931	8 618 083
4816201000	Self-copy paper (other than of 48.09)inrolls of a width 25<oneside	0	12 250	0	28 679
4816209000	Other self-copy paper (other than of48.09)	903	34 774	2 069	99 971
4816901000	Carbon paper	100	118 553	443	277 086
4816902000	Other copying paper	0	26	0	360
4816903000	offset platesof paper	214	13 243	4 312	18 937
4816904000	Heat transfer paper	80	2 375	17 290	59 507
4816909000	Other heat transfer paper & offsetplates of paper	178 100	2 459 364	380 260	3 226 830
4817100000	Envelopes	29 800	346 587	217 284	2 674 265
4817200000	Letter cards,plain postcards and correspondence cards	6 299	41 577	9 358	99 488
4817300000	Boxes,pouches,wallets & writingcompendiums,of paper or paperb	16 294	208 829	42 260	820 232
4818100000	Toilet paper	5 339	270 737	10 082	526 780
4818200000	Handkerchiefs,cleansing or facialtissues & towels	182 932	1 699 201	426 509	4 152 613
4818301000	Tablecloths	73	25 496	1 281	90 118
4818302000	Serviettes	153	5 659	440	19 115
4818500000	Articles of apparel & clothing, of paper pulp,paper	785	32 728	15 231	298 854
4818900000	Other articles of apparel & clothing, of paper pulp,paper	139 421	5 064 733	433 568	13 424 599
4819100000	Cartons,boxes & cases, of corrugatedpaper or paperboard	2 144 909	24 807 848	4 767 928	62 941 514
4819200000	Folding cartons,boxes&cases,of non-corrugated paper or paperbo:	2 091 314	25 190 574	7 315 476	83 707 249
4819300000	Sacks&bags,having a base of a width of40 cm or more	359 562	3 189 856	683 963	5 866 967
4819400000	Other sacks and bags, including cones	180 128	1 604 586	555 061	5 045 921
4819500000	Other packing containers,includ recordsleeves	463 780	5 681 758	2 077 949	22 850 990
4819600000	Box files,letter trays,storage boxes&similar articles,used in offices,	51 689	4 807 938	111 646	3 921 580
4820100000	Registers,account books,note books,order books,diaries &similar :	59 483	559 845	320 656	2 503 316
4820200000	Exercise books	53 705	786 231	114 355	1 201 231
4820300000	Binders(other than book covers),foldersand file covers	50 501	346 121	206 334	1 891 099
4820400000	Manifold business forms& interleavedcarbon sets	688	23 041	1 784	83 439
4820500000	Albums for samples or for collections	11 163	88 302	46 801	390 793
4820900000	Other exercise book,binders,manifold,albums	42 302	602 169	134 000	1 885 012
4821101000	Printed,labels of a kind for jewelery,incl objects personal carried ir	183 004	1 523 954	4 376 290	24 718 822
4821109000	Printed,oth labels of a kind for jewel,incl objects personal carried i	696 242	7 503 007	8 878 511	93 825 378
4821901000	Oth printed,labels of a kind for jewel,incl objects personal carried i	15 602	225 136	209 990	4 506 154
4821909000	Oth printed,oth labels of a kind for jewell incl objects personal car	160 918	2 662 990	1 322 291	18 149 297
4822101000	Cone of pulp of a kind used for windingtextile yarn	9 804	206 455	15 353	331 166
4822109000	Bobbins,spools,cops&similar of pulp,othof a kind used for winding	2 580	14 481	24 543	143 175
4822901000	Oth Cone	92 396	925 553	112 663	1 158 516
4822909000	Other bobbins,spools,cops & similar	62 306	550 555	258 263	2 925 030
4823201000	Filter paper in rolls or sheets,instrips,rolls or sheets	217 317	2 143 309	1 054 393	11 652 071
4823209000	Othert filter paper in rolls or sheets	833 616	6 575 232	990 702	10 271 902
4823402100	Cardiograph recording paper	211	14 322	18 193	130 606
4823402900	Oth paper for electro-medical apparatus	491	2 750	6 125	33 252
4823409000	Oth rolls,sheets&dials,printed for self-recording apparatus	30 035	541 999	164 289	2 074 768
4823610000	Trays,dishes,plates,cups&the like,of paper or paperboard of bamb	7	4 299	7	3 314
4823690000	Trays,dishes,plates,cups&the like,ofpaper or paperboard of oth th.	24 250	549 061	94 195	2 102 254
4823700000	Mouldad or pressed articles of paperpulp	126 623	1 134 217	551 626	6 047 714
4823901000	Coconing frames for silk-worms	13	40 246	139	19 666
4823902000	Display cards for jewellery,incl objects personal carried in pocket,ii	354	3 669	3 384	25 865
4823903000	Dia-cut polyethylene coated peperboardof a kind for manufacture	41 470	309 843	48 787	301 227

**I.3. IMPOR MENURUT KOMODITI / IMPORT BY HS COMMODITY**  
**\*\*\* NOVEMBER/NOVEMBER 2012 \*\*\***

HS	Uraian Komoditi Commodity Description	Berat Bersih / Net Weight (Kg)		Nilai / Value C.I.F (US\$)	
		Bulan ini Current Month	Kumulatif Cum.Jan. to date	Bulan ini Current Month	Kumulatif Cum.Jan. to date
4823904000	Paper tube sats of kind used for themanufacture of fireworks	27	2 187	923	8 643
4823905100	Kraft paper, in rolls of a width of 209mm weight 150 g/m2 or less	1 241	9 309	10 354	99 007
4823905900	Kraft paper, in rolls of a width of 209 mOther weight	13 637	105 857	63 051	352 592
4823906000	Punched jacquard cards	0	545	0	2 416
4823907000	Fans & handsscreen	3 450	56 781	30 069	2 445 796
4823909200	Joss paper	103 076	1 292 660	152 861	2 391 182
4823909400	Cellulose wadding and webs of cellulosaFibers, coloured or marbl	425	10 407	6 568	96 236
4823909500	Othetr floor coverings on a base of papePeperboard	0	5	0	329
4823909600	Oth, cut to shape other than rectangularor square	321	42 801	5 313	93 265
4823909900	Other, cut to size/shape, other than inStrips, rolls or sheets	388 494	3 989 060	972 930	11 247 151
4901100000	Printed books, brochures and similar prinin single sheets, whether	98 535	1 015 700	525 724	38 150 464
4901910000	Dictionaries andencyclopedias, and serialinstalments thereof	2	13 150	49	130 570
4901991000	Educational, technical, scientific, historical or cultural books	106 693	937 220	1 026 520	7 065 249
4901999000	Oth printed books, brochures, and similarprinted	152 787	1 778 807	1 330 107	15 373 853
4902100000	Newspapers, journals & periodicals appearing at least four times a v	71	940	305	7 580
4902901000	Newspapers, journals & periodicalsOth appearing at least four time	12	200	210	6 261
4902909000	Other newspapers, journals & periodicals	4 821	89 576	20 550	487 132
4903000000	Childrens picture, drawing or coloringbooks.	3 586	49 007	8 465	119 436
4904000000	Music, printed or in manuscript, whetheror not bound or illustratec	5 019	40 040	14 267	840 051
4905100000	Globes	1 607	9 629	13 061	71 932
4905910000	Maps & hydrographic/similar chartsof all kinds, in book form	186	653	554	5 088
4905990000	Other maps&hydrographic or similarcharts of all kinds	1 500	6 504	7 172	122 431
4906001000	Plans&drawings, including photographicreproductions on sensitise	28	1 644	707	12 581
4906009000	Plans&drawings, including photographicreproductions on carbon c	3 861	33 384	7 450	714 289
4907001000	Banknotes, being legal tender	0	709	0	31 997
4907002100	Postage stamps, unused	0	438	0	2 564 937
4907002900	ravanue and similar stamps, unused	159	2 291	4 326	1 776 051
4907004000	Stock, share/bond certificates&similar documents of title; cheque fi	81	1 084	10 777	46 784
4907009000	other similar stamps of current/newissue in the country in which t	1 737	15 300	168 547	1 954 657
4908100000	Transfers (decalcomanias), vitrifiable	5 230	256 138	354 913	5 276 624
4908900000	Other transfers (decalcomanias), vitrifiable	70 895	611 078	1 216 771	9 968 673
4909000000	Printed/illustrated postcards, cardgreetings, messages/announcen	721	33 127	2 333	82 296
4910000000	Calendars of any kind, printed, includingcalendar blocks.	68 161	172 887	162 313	387 101
4911101000	Catalogues listingonly educationhistorical or cultural books&public	10 925	272 360	85 960	1 688 356
4911109000	Oth trade advertising material, commercial catalogues and the like	41 644	477 681	400 254	4 377 862
4911912100	Wall pictures, anatomical or botanicaldiagrams and charts	0	1 123	0	3 815
4911912900	Other wall picture & diagrams forinstructional purposes	166	27 618	2 083	246 997
4911913100	Printed picture & photograph, anatomical/botanical diagram/chart	0	388	0	1 726
4911913900	Oth printed picture & photographo anatomical/botanical diagra	3 013	22 335	11 509	57 155
4911919000	Other picture, designs & photograph	44 366	284 694	106 886	963 963
4911991000	Printed card for jewellery, small objectpersonal adorenment/article	2 651	5 494	47 271	91 316
4911992000	Printed labels for explosives	0	3 799	0	15 352
4911993000	Educational, technic, scientific, historisor cultural printed on a set o	205	1 441	15 229	33 893
4911999000	Oth printed card, printed labels, educational printed on a set of car	49 303	628 748	549 054	6 118 670
5001000000	Silkworm cocoons suitable for reeling.	137	11 239	2 308	34 363
5002000000	Raw silk (not thrown).	0	1	0	6
5003000000	Silk waste (incl. cocoons unsuitable forreeling, yarn waste&garnet	0	96	0	1 010
5004000000	Silk yarn(oth than yarn spun from silkwaste) not put up for retail s;	10 000	161 010	12 200	492 700
5005000000	Yarn spun from silk waste, not put up for retail sale.	293	48 273	11 085	280 931
5006000000	Silk yarn & yarn spun from silk waste, put up for retail sale:silk-wor	0	20	0	907
5007101000	Fabrics of noil silk: printed by thetraditional batik process	407	3 932	18 926	86 412
5007109010	Fabrics of noil silk: oth printedtraditional batik process	114	37 835	15 255	275 698
5007109090	Other fabrics of noil silk	1 392	14 157	22 390	164 042
5007209010	Oth fabrics, containing >= 85% by weightof silk; printed bleached c	0	636	0	15 173
5007209090	Oth fabrics, containing >= 85% by weightof silk; other	5 600	110 580	55 610	926 982
5007901000	Oth fabrics; containing < 85% by weightof silk printed traditional k	0	633	0	5 784
5007909010	Oth fabrics; containing < 85% by weightof silk ,bleached or unblea	0	44	0	1 075
5007909090	Oth fabrics; containing < 85% by weightof silk	5	9 921	216	1 212 167
5101110000	Shorn wool, not carded/combed, greasy, including fleece-washed v	12 800	146 556	32 640	4 032 798
5101190000	Oth Shorn wool, not carded/combed, greasy, including fleece-washe	117	2 535	1 757	56 881
5101210000	Shorn wool, not carded/combed, degreasednot carbonised	19 045	38 460	48 140	130 782
5101290000	Other Shorn wool, not carded/combed, degreased not carbonised	0	14	0	76
5101300000	Wool, not carded/combad. Carbonised	0	14	0	195
5102110000	Fine animal hair, not carded/combedof kashmir (cashmere) goats	0	6 107	0	441 760
5102200000	Coarse animal hair, not carded/combed	0	4 056	0	30 812
5103100000	Noils of wool/of fine animal hair incl. yarn waste but exclude garne	0	5 450	0	62 336
5104000000	Garnetted stock of wool/of fine/ coarseanimal hair.	0	242	0	9 143
5105100000	Carded wool	0	108 977	0	528 975
5105210000	Combed wool in fragments	0	110	0	3 759
5105290000	Combed wool not in fragments	36 728	891 164	416 380	11 069 987
5105310000	Fine animal hair, carded/combedof kashmir (cashmere) goats	0	181	0	34 758

**I.3. IMPOR MENURUT KOMODITI / IMPORT BY HS COMMODITY**  
**\*\*\* NOVEMBER/NOVEMBER 2012 \*\*\***

HS	Uraian Komoditi Commodity Description	Berat Bersih / Net Weight (Kg)		Nilai / Value C.I.F (US\$)	
		Bulan ini Current Month	Kumulatif Cum.Jan. to date	Bulan ini Current Month	Kumulatif Cum.Jan. to date
5105390000	Fine animal hair, carded/combedOther of goats	0	11	0	101
5105400000	Coarse animal hair, carded/combed	0	1 068	0	3 375
5106100000	Yarn,carded wool > 85% by weight not putup for retail sale	120	168 960	3 961	3 613 038
5106200000	Yarn,carded wool < 85% by weight not putup for retail sale	2 596	252 887	99 417	4 102 241
5107100000	Yarn,combed wool > 85% by weight not putup for retail sale	4 390	44 060	37 753	359 844
5107200000	Yarn,combed wool < 85% by weight not putup for retail sale	4 102	44 284	55 692	497 017
5108200000	Yarn of fine animal hair not put up forretail sale, combed	0	3 601	0	112 525
5109100000	Yarn,wool/animal hair > 85% by weight,for retail sale	76 915	308 893	2 468 366	9 943 838
5109900000	Yarn,wool/animal hair < 85% by weight,for retail sale	0	221	0	6 623
5111111000	Woven fabric,carded,wool/animal hair>85%weight < 300 g/m;prin	45	441	826	11 771
5111119000	Woven fabric,carded,wool/animal hair>85%weight < 300 g/m;oth	1 722	39 156	79 012	1 094 468
5111191000	Woven fabric,carded,wool/animal hair>85%weight>300 g/m;print	0	19	0	1 998
5111199000	Woven fabric,carded,wool/animal hair>85%weight>300 g/m;oth p	29	4 345	584	85 487
5111200000	Other, mixed mainly or solely withman-made filaments	0	47 511	0	856 863
5111300000	Other, mixed mainly or solely withman-made staple fibres	9 976	152 869	11 713	2 229 431
5111900000	Other woven fabrics of carded wool orcarded fine animal hair	0	26 437	0	182 864
5112111000	Woven fabric,combed wool/animal hair>85%weight<200 g/m;prin	0	12 957	0	144 482
5112119000	Woven fabric,combed wool/animal hair>85%weight<200 g/m;oth	79 873	670 758	2 768 092	24 368 440
5112191000	Woven fabric,combed wool/animal hair>85%weight<200 g/m;prin	1 054	193 576	77 791	3 563 584
5112199000	Woven fabric,combed wool/animal hair>85%weight>200 g/m;oth	2 365	53 136	72 328	1 641 988
5112200000	Oth woven fabric,combed wool/animal hairmix mainly/solely with	21 826	188 782	954 745	6 585 843
5112300000	Oth woven fabric,combed wool/animal hairmix mainly/solely with	2 003	71 178	54 259	1 696 338
5112900000	Oth woven fabric,combed wool or of fineanimal hair.	34 365	414 940	567 112	7 042 190
5113000000	Woven fabrics of coarse animal hair or ohorse hair	548	19 288	12 256	121 687
5201000000	Cotton, not carded/combed.	63 217 534	553 082 182	123 165 536	1 223 581 169
5202100000	Yarn waste (including thread waste)	0	123	0	940
5202910000	Garnetted stock	0	3	0	25
5202990000	Cotton waste,not garnetted stock	2 301	135 994	21 207	926 669
5203000000	Cotton, carded/combed.	18 264	1 229 747	91 263	3 593 576
5204110000	Cotton sewing thread,not for retail salecotton weight >=85%	132 911	904 176	293 477	3 407 673
5204190000	Cotton sewing thread,not for retail salecotton weight < 85%	81 294	574 457	686 782	5 453 069
5204200000	Cotton sewing thread, wether for sale	34 567	504 070	82 879	836 842
5205110000	Single yarn,of uncombed fibres measuring> 714.29 decitex, cotton	153 476	1 991 343	340 572	8 140 946
5205120000	Single yarnof uncombed fibres measuring232.58<decitex<714.29 ,	742 962	3 532 066	2 474 092	12 638 031
5205130000	Single yarnof uncombed fibres measuring192.31<decitex<232.56 ,	19 777	492 058	69 187	1 881 213
5205140000	Single yarnof uncombed fibres measuring125<decitex<192.31 , co	53 091	573 637	322 997	3 640 310
5205150000	Single yarn,of uncombed fibres measuring< 125 decitex, cotton >8	27	91 072	247	103 537
5205210000	Single yarn,of combed fibres measuring>714.29 decitex, cotton > {	0	212 824	0	918 816
5205220000	Single yarn,of combed fibres measuring 232,56<decitex<714.29 , c	316 849	1 446 441	1 073 193	5 484 627
5205230000	Single yarn,of combed fibres measuring192,31<decitex<232,56 co	1 138 225	5 218 706	4 361 032	20 409 602
5205240000	Single yarn,of combed fibres measuring125<decitex<192,31 , cott	284 148	3 315 520	1 048 767	11 300 109
5205260000	Single yarn,of combed fibres measuring106,38<decitex< 125 , cott	0	5 645	0	31 925
5205280000	Single yarn,of combed fibres measuring< 83,33 decitex, cotton > 8	0	6 557	0	53 018
5205310000	Multiple yarn,of uncombed fibres measure>714.29 decitex,cotton	789	35 958	10 907	388 903
5205320000	Multiple yarn,of uncombed fibres measure232.56<decitex<714.29	0	41 328	0	242 208
5205330000	Multiple yarn,of uncombed fibres measure192.31<decitex<232.31	13 992	14 077	12 515	16 442
5205410000	Multiple yarn,of combed measuring714.29 decitex/more, cotton >	0	812 771	0	1 779 587
5205420000	Multiple yarn,of combed measuring232.56<decitex<714.29,cottor	1 870	508 008	11 262	2 186 992
5205440000	Multiple yarn,of combed measuring125<decitex< 192.31 ,cotton >	10 165	325 981	106 968	2 882 231
5205480000	Multiple yarn,of combed measuring< 83.33 decitex, cotton >85%	0	31 120	0	262 652
5206110000	Single yarn of uncombed fibres,measuring>714.29or decitex, cottc	19 211	552 144	87 620	2 765 883
5206120000	Single yarn of uncombed fibres,measuring232,56<decitex<714.29	0	20 996	0	80 583
5206130000	Single yarn of uncombed fibres,measuring192.31< decitex <232.56	0	335	0	12 514
5206140000	Single yarn of uncombed fibres,measuring125< decitex < 192.31 ,c	3 984	24 476	30 716	153 581
5206210000	Single yarn, of combed fibres, measuring>714.29 desitex,cotton<8	2 606	2 606	28 749	28 749
5206220000	Single yarn, of combed fibres, measuring232.56<decitex<714.29 ,c	451 404	2 020 401	1 579 919	7 411 972
5206230000	Single yarn, of combed fibres, measuring192.31< decitex <232.56 ,	56 239	130 214	199 935	474 775
5206240000	Single yarn, of combed fibres, measuring125<decitex< 192.31 ,cot	8 787	83 725	59 738	421 678
5206320000	Multiple yarn,of uncombed measuring232.56<decitex< 714.29,cot	795	17 669	14 663	332 104
5206330000	Multiple yarn,of uncombed measuring192.31<decitex<232.56,cott	0	2 125	0	19 597
5206340000	Multiple yarn,of uncombed measuring125 <decitex< 192.31,cottor	0	17	0	9
5206420000	Multiple yarn,of combed fibres measuring232,56 <decitex< 714,29	0	19 229	0	193 020
5206440000	Multiple yarn,of combed fibres measuring125 <decitex< 191.31,ct	980	15 596	15 890	202 859
5206450000	Multiple yarn,of combed fibres measuring< 125 decitex cotton < 8	167	170	1 471	1 513
5207100000	Cotton yarn(oth sewing thread) retailsale,>=85% cotton by weight	11 258	193 355	117 062	1 511 152
5207900000	Cotton yarn(oth sewing thread) retailsale,< 85% cotton by weight	2 161	76 884	27 798	394 744
5208110000	Woven fabrics of cotton, unbleachedweighing <= 100 g/m, >=85%	269 180	2 316 473	2 722 102	20 984 163
5208120000	Woven fabrics of cotton, unbleached100<weighing<200 g/m, >=85%	177 646	1 590 389	2 059 944	17 194 459
5208130000	Woven fabrics cotton,unbleached,3or4thread twill ,<200g/m,>=85%	5 906	73 630	62 763	754 354
5208190000	Oth Woven fabrics cotton, unbbleach,<200g/m,>=85%of cotton	625 642	6 631 564	6 651 921	75 210 708
5208210000	Woven fabrics of cotton,bleached,pleinweeve,weighing<100g/m,>	370 471	2 024 403	2 604 363	12 703 991

**I.3. IMPOR MENURUT KOMODITI / IMPORT BY HS COMMODITY**  
**\*\*\* NOVEMBER/NOVEMBER 2012 \*\*\***

HS	Uraian Komoditi Commodity Description	Berat Bersih / Net Weight (Kg)		Nilai / Value C.I.F (US\$)	
		Bulan ini Current Month	Kumulatif Cum.Jan. to date	Bulan ini Current Month	Kumulatif Cum.Jan. to date
5208220000	Woven fabrics of cotton,bleached,plainweave,100<weigh<200 g/n	215 283	1 799 320	1 972 585	15 783 026
5208230000	Woven fabrics cotton,bleached,3/4 threadtwill ,weighing<200g/m	5 687	6 284	74 926	84 266
5208290000	Other Woven fabrics cotton,bleached,<200g/m,>=85%of cotton	333 072	3 098 792	4 800 600	32 309 736
5208310010	Woven fabrics cotton,dyed,voille/chemivolle,weight <100 g/m,>=85%	12 650	49 126	258 081	1 276 078
5208310020	Woven fabrics of cotton,dyed,cambrics100<weigh<200 g/m, >=85%	0	23	0	440
5208310090	Other woven fabrics of cotton,dyed,weighing<200 g/m, >=85%of c	76 063	1 128 522	943 841	12 017 623
5208320000	Woven fabrics of cotton,dyed,plain weave weave ,weight <100 g/r	628 145	6 459 784	8 575 231	88 292 695
5208330000	Woven fabrics,dyed, 3-thread/4-threadtwill,weighing<200 g/m, >=	5 796	164 160	91 244	2 567 280
5208390000	Other woven fabrics of cotton,dyed,weighing<200 g/m, >=85%of c	369 313	2 142 301	3 657 354	23 076 527
5208410010	String Woven fabrics, cont>=85% of cotton,of diff colour yarn, weig	394	6 189	3 923	75 796
5208410090	Oth woven fabrics, cont >=85% of cotton,of diff colour yarn, weigh	70 714	368 547	1 496 111	6 930 637
5208420010	String Woven fabrics,cont >=85%, cottonof diff colour yarn, weigh	2 291	48 072	43 795	764 889
5208420090	Oth Woven fabrics, cont >= 85% of cottonof diff colour yarn, weigh	1 052 865	8 579 481	15 083 288	118 357 892
5208430000	3-thread/4-thread twill, including cross weighing > 100 g/m,>=85%	237 396	1 205 838	2 912 369	13 882 384
5208490000	Other fabrics of different color,weighing<200 g/m, >=85%of cottor	71 191	544 310	846 995	5 357 064
5208511000	Plain weave,weinghing <=100g/m2printed by the traditional batik	207	9 426	3 241	124 765
5208519000	Plain weave,weinghing <=100g/m3, notprinted by the traditional t	3 427	132 017	67 119	1 163 239
5208521000	Plain weave,weinghing >100g/m2printed by the traditional batik p	305	47 434	6 847	197 342
5208529000	Plain weave,weinghing >100g/m3, notprinted bythe traditional ba	6 913	313 115	139 262	4 369 807
5208591000	Other fabrics; printed by traditionalbatik process,<200 g/m, >=85%	0	301	0	505
5208599000	Other fabrics; not printed traditionalbatik process,<200 g/m, >=85	18 444	281 816	204 007	1 732 175
5209110000	Plain weave,unbleached cont.>=85% of cotton, weight >200 g/m2	128 249	2 087 177	1 219 399	19 845 796
5209120000	3-thread/4-thread twill,unbleached,>=85% of cotton, weight > 200	0	14 584	0	147 643
5209190000	Other fabrics unbleached,>=85% cotton,weighing > 200 g/m2	743 501	6 825 721	6 418 372	64 389 351
5209210000	Woven fabric bleached ,Plain weave >=85%cotton, weighing > 200	1 577	54 407	16 289	423 689
5209220000	3-thread/4-thread twill,bleached,>=85%weighing>200g/m	2 281	25 861	21 771	236 114
5209290000	Other woven fabric bleached ,cont 85%of cotton weight > 200 g/n	155 766	1 078 016	1 731 967	13 826 957
5209310000	Woven fabrics dyed, plain weave,cont.85%of cotton, weight > 200	319 931	3 253 618	3 158 406	31 971 880
5209320000	3or4 thread icl cross twill,dyed,>= 85%,weight>200g/m	311 531	2 892 538	2 668 473	24 140 589
5209390000	Other woven fabrics,dyed, cont.85% of cotton,weight > 200 g/m2	527 421	4 188 139	4 419 428	33 421 548
5209410000	Woven fabrics of yarn different colours,plain weave,>=85% cotton	21 840	63 127	121 683	629 574
5209420000	Woven fabrics of yarn different colours,denim,>=85% cotton, weig	323 367	4 172 245	2 230 591	24 333 450
5209430000	3/4 thread twill,yarn different colours,plain weave,>=85% cttn, wg	1 348	122 949	28 639	619 994
5209490000	Other woven fabrics of yarn differentcolours,>=85% cttn, wght>20	83 198	1 502 561	757 179	11 088 559
5209519000	Woven fabrics, plain weave, not printedby batik process,>=85% ct	2 938	24 557	38 372	287 032
5209529000	3or4 thread twill,not printed by batikprocess,>=85% cttn, wght>20	26	34 366	183	398 251
5209591000	Other woven fabrics, printed by batikprocess,>=85% cttn, wght>20	557	7 997	5 243	75 066
5209599000	Other woven fabrics, not printed bybatik process,>=85% cttn, wgh	13 658	159 376	204 509	1 770 371
5210110000	Woven fabric,unbleached; plain weave< 85% cotton,weight<200g,	410 283	6 598 014	4 240 385	54 338 896
5210190000	Other woven fabric,unbleached; plainweave < 85% cotton,weight<	403 074	4 037 572	3 957 040	37 448 194
5210210000	Woven fabric,bleached; plain weave< 85% cotton,weight<200g/m	13 703	176 194	128 975	2 469 667
5210290000	Other woven fabric,bleached; plain weave< 85% cotton,weight<20	12 015	48 095	92 601	712 266
5210310000	Woven fabric,dyed: plain weave< 85% cotton,weight<200g/m2:	101 630	1 140 602	1 871 368	20 947 779
5210320000	Woven fabric,dyed:3/4-thread twill inclcross twill,< 85% cotton,we	0	29 804	0	426 736
5210390000	Other woven fabric,dyed; < 85% cotton,weight<200g/m2:	25 976	363 886	561 284	7 149 367
5210410010	String weave,of yarn of different colour< 85% cotton,weight<200g	637	23 576	9 690	431 452
5210410090	Woven fabric,different colour,not string weave,< 85% cotton,weig	55 936	510 315	896 984	6 825 073
5210490000	Other woven fabric,differnt colour,plain weave,< 85% cotton,wei	19 494	89 613	327 690	1 095 975
5210519000	Woven fabric,plain weave, not printed bybatik process,< 85% cotti	7 299	41 552	128 470	373 426
5210591000	Other woven fabric,printed by batikprocess,< 85% cotton,weight<	0	11 222	0	172 444
5210599000	Other woven fabric,not printed by batikprocess,< 85% cotton,weig	85 332	776 487	4 468 544	8 574 463
5211110000	Woven fabric,unbleached;plain weave,< 85% cotton,weight>200g,	871	33 853	10 211	456 428
5211120000	Woven fabric,3/4 thread twill,unbleached,<85% cttn, weight>200g	0	6 020	0	76 440
5211190000	Other woven fabric,unbleached,< 85% cotton,weight>200g/m2	169 504	2 903 018	1 675 288	23 997 412
5211200000	Woven fabric,bleached;,< 85% cotton,weight>200g/m2	0	7 807	0	344 475
5211310000	Woven fabric,dyed:plain weave,< 85% of cotton,weight>200g/m2	17 951	218 984	228 400	2 640 553
5211320000	Woven fabric,3/4 thread twill,dyed,< 85%of cotton,weight>200g/r	92 016	492 745	554 869	3 460 042
5211390000	Other woven fabric,dyed;< 85% of cotton,weight>200g/m2	263 442	2 016 110	1 913 150	15 516 193
5211410010	String weave,of yarn of different colour< 85% cotton,weight>200g	0	1 987	0	20 866
5211410090	Woven fabric,different colour,not string weave,< 85% cotton,weig	0	158 153	0	616 136
5211420000	Woven fabric,different colour,denim,< 85% cotton,weight>200g/n	61 639	2 309 535	322 485	7 259 879
5211430000	Oth fabrics of 3-thread/4-thrd,<85%of co,weight>200g/m2	528	4 888	10 249	42 286
5211490000	Oth fabrics of different colours< 85% cotton,weight>200g/m2	205 614	1 257 853	1 613 492	9 456 933
5211519000	Woven fabric,plain weave,not printed bybatik procc,< 85% cotton,	0	60	0	676
5211521000	3-thre/4-thread twill,printed by batik< 85% cotton,weight>200g/n	0	1	0	5
5211529000	3-thre/4-thread twill, not printed bybatik< 85% cotton,weight>200	0	61	0	1 871
5211591000	Other Woven fabric,printed by batik< 85% cotton,weight>200g/m.	0	299	0	5 413
5211599000	Other Woven fabric,not printed by batik< 85% cotton,weight>200	68 723	1 276 290	512 691	8 932 037
5212110000	Oth wovenfabric ofcotton weight<=200g/m2unbleached	22 842	342 180	296 546	4 096 008
5212120000	Oth wovenfabric ofcotton weight<=200g/m2bleached	24 508	148 064	232 591	585 357
5212130000	Oth wovenfabric ofcotton weight<=200g/m2dyed	42 190	265 624	495 139	2 804 013

**I.3. IMPOR MENURUT KOMODITI / IMPORT BY HS COMMODITY**  
**\*\*\* NOVEMBER/NOVEMBER 2012 \*\*\***

HS	Uraian Komoditi Commodity Description	Berat Bersih / Net Weight (Kg)		Nilai / Value C.I.F (US\$)	
		Bulan ini Current Month	Kumulatif Cum.Jan. to date	Bulan ini Current Month	Kumulatif Cum.Jan. to date
5212140000	Oth wovenfabric ofcotton weight<=200g/m2of yarns of different	224 256	2 388 351	1 540 790	16 444 051
5212151000	Oth wovenfabric ofcotton weight<=200g/m2printed by the traditi	10 939	11 534	107 219	113 654
5212159000	Oth wovenfabric ofcotton weight<=200g/m2not printed by traditi	3	25 062	16	60 078
5212210000	Oth wovenfabric ofcotton weight>200g/m2unbleached	433 788	4 964 521	4 815 410	49 320 641
5212220000	Oth wovenfabric ofcotton weight>200g/m2bleached	49	2 520	434	30 578
5212230000	Oth wovenfabric ofcotton weight>200g/m2dyed	0	6 005	0	116 617
5212240000	Oth wovenfabric ofcotton weight>200g/m2of yarns of different c	0	191	0	6 430
5212259000	Oth wovenfabric ofcotton weight>200g/m2not printed by traditi	39	13 851	129	196 493
5301100000	Flax, raw/retted	0	10 671	0	56 920
5301290000	Flax, broken, scutched, heckled/othwiseprocess, but notspun,not l	0	2 125	0	11 425
5302900000	Other true hemp raw and processedbut not spun	0	66	0	1 094
5303100000	Jute & oth textile bast fibres, raw/retted	251 033	2 546 088	342 951	3 806 377
5303900000	Jute & oth textile bast fibres,not raw/retted	0	9	0	1 422
5305001000	Sisal & oth textile fibres of the genusavege;tow & waste of these f	208 300	1 345 505	204 344	1 398 626
5305002011	Textile fibres Of coconut (coir), raw	0	29 340	0	65 836
5305002021	Textile fibres Of abaca; Raw	30 000	178 749	23 480	142 934
5305009010	Textile fibres; of ramie fibres	780	780	23 371	23 371
5305009090	Textile fibres; other of ramie	0	52 000	0	50 050
5306100000	Single flax yarnflax yarn	574	7 726	6 506	90 169
5306200000	Multiple (folded)/cabled flax yarn	365	5 906	5 201	253 930
5307100000	Single yarn of jute/of oth textile bastof heading 53.03.	45 015	488 374	31 134	393 972
5307200000	Multiple (folded)/cabled of jute/ othfibres bast fibres of heading 5	2 408 884	17 414 447	2 395 969	16 655 559
5308100000	Coir yarn	337	491	4 600	7 157
5308200000	True hemp yarn	4 033	6 557	69 052	106 344
5308901000	Paper yarn	430	1 442	7 327	12 595
5308909000	Other yarn of other vegetable textile fi	572	113 406	8 464	281 798
5309111000	Woven fabrics of flax cont>=85%by weightunbleached or not; prin	0	4 000	0	87 157
5309119000	Woven fabrics of flax cont>=85%by weightunbleached or not;not p	6 926	32 206	150 928	574 689
5309191000	Other Woven fabrics,flax cont>=85%byweight;print by traditional l	2 033	36 497	44 648	730 454
5309199000	Other Woven fabrics,flax cont>=85%weightnot print by traditional	70 358	172 881	1 181 638	3 343 241
5309211000	Woven fabrics of flax cont<85% by weightunbleached or not; print	0	21 372	0	360 294
5309219000	Woven fabrics of flax cont<85% by weightunbleached or not;not p	2 062	27 057	22 554	368 143
5309291000	Woven fabrics of flax cont<85% by weightoth;printby the traditi	0	4 851	0	92 366
5309299000	Woven fabrics of flax cont<85% by weightoth; not printed by the t	14 247	59 625	317 410	1 226 364
5310100010	Woven fabrics of jute or of oth textileUnbleached; plain	0	593 712	0	755 573
5310100090	Woven fabrics of jute or of oth textileUnbleached; other plain	4	25	22	116
5310901000	Other woven fabrics of jute/oth textilehead 53.03,printed by tradi	697	3 651	14 273	79 746
5310909000	Other woven fabrics of jute/oth textilehead 53.03, not printed by l	2	3 668	3	43 267
5311001000	Woven fabrics of oth vegetable textilefibres&paper yarn; print by l	0	3 509	0	37 562
5311009000	Woven fabrics of oth vegetable textilefibres&paper yarn; not print	32 387	123 797	277 208	1 014 421
5401101000	Sewing thread of man-made filment ofsynthetic filaments; for reta	12 449	115 373	157 845	1 372 612
5401109000	Sewing thread of man-made filment ofsynthetic filaments; not for r	362 733	6 331 174	1 560 229	17 104 472
5401201000	Sewing thread of man-made filment ofartificial filaments; for retail	1 065	7 639	7 325	43 816
5401209000	Sewing thread of man-made filment ofartificial filaments;not for re	20 193	164 124	141 740	1 237 263
5402110000	Syntthatic filament yarn (oth than sewingHigh tenacity yarn of nylc	30 629	158 252	632 363	3 533 304
5402190000	Syntthatic filament yarn (oth than sewingHigh tenacity yarn of nylc	601 237	4 748 688	3 036 305	26 908 798
5402200000	Syntthatic filament yarn (oth than sewingHigh tenacity yarn of poly	927 379	11 098 241	2 683 924	29 533 371
5402310000	Textured yarn of nylon/oth polyamidesmeasuring single yarn <= 50	130 495	2 619 081	776 797	18 111 372
5402320000	Textured yarn of nylon/oth polyamidesmeasuring single yarn > 50	110 456	665 993	381 098	2 723 920
5402330000	Textured yarn of polyesters	1 761 107	22 326 586	5 261 548	54 901 501
5402340000	Textured yarn of polypropylene syntheticfilament	227 751	1 668 617	543 325	4 059 678
5402390000	Other texture synthetic filament yarn	276 874	1 119 409	633 146	3 219 835
5402440000	Oth yarn, single, with a twist or not<50turn/m; elastomeric	687 588	6 663 162	4 495 161	42 515 766
5402450000	Oth yarn, single, with a twist or not<50turn/m; oth, of nylon/oth p	151 116	3 392 431	591 456	12 994 963
5402460000	Oth yarn, single, with a twist or not<50turn/m; oth, of polyesters,p	1 092 829	20 220 042	1 759 739	34 536 898
5402470000	Oth yarn, single, with a twist or not<50turn/m; oth, of pollester	2 445 591	22 974 348	5 282 429	52 824 327
5402480000	Oth yarn, single, with a twist or not<50turn/m; oth, of polipropiler	212 409	2 959 476	303 743	5 291 059
5402490000	Oth yarn, single, oth thn, of elast, nylpolyester,polypropylene,<=50	465 126	4 676 998	2 555 067	27 543 061
5402510000	Oth yarn, single, with a twist or not>50turn/m; of nylon or oth pol	5 202	109 784	61 654	1 049 089
5402520000	Oth yarn, single, with a twist or not>50turn/m; of nylon or oth pol	90 452	382 829	154 983	921 831
5402591000	Oth yarn, single, with a twist or not>50turn/m; other; of polyprop	98	5 799	145	35 023
5402599000	Oth yarn, single, with a twist or not>50turn/m; other; other	930	39 807	19 964	323 296
5402610000	Oth yarn, multiple or cableof nylon or polyamides	59 455	533 091	196 024	2 749 693
5402620000	Oth yarn, multiple or cableof polyesters	263 478	1 598 651	1 917 225	12 346 543
5402691000	Oth yarn, multiple or cableof other : polypropylena	56 174	581 863	117 423	1 124 287
5402699000	Oth yarn, multiple or cableof other : oth than polypropylena	29 645	585 107	99 112	1 769 952
5403100000	Artificial filament yarn (not sewing)hight tenacity yarn of viscose r;	16 381	81 277	85 407	681 758
5403311000	Artificial filament yarn,oth yarn,singleof viskosa twist/not <120 tur	72 890	930 940	247 828	3 011 508
5403319000	Artificial filament yarn,oth yarn,singleof viskosa twist/not <120 tur	95 705	886 439	325 721	3 451 867
5403329000	Artificial filament yarn,oth yarn,singleof viskosa twist/not >120 tur	1 638	6 151	2 946	35 273
5403339000	Artificial filament yarn,oth yarn,singleof cellulose acetate: oth text	8 610	20 754	25 356	145 582



**I.3. IMPOR MENURUT KOMODITI / IMPORT BY HS COMMODITY**  
**\*\*\* NOVEMBER/NOVEMBER 2012 \*\*\***

HS	Uraian Komoditi Commodity Description	Berat Bersih / Net Weight (Kg)		Nilai / Value C.I.F (US\$)	
		Bulan ini Current Month	Kumulatif Cum.Jan. to date	Bulan ini Current Month	Kumulatif Cum.Jan. to date
5403391000	Artificial filament yarn,oth yarn,singleof other : textured yarn	1 555	25 244	15 005	153 808
5403399000	Artificial filament yarn,oth yarn,singleof other : oth textured yarn	24 655	308 651	81 070	901 707
5403411000	Artificialfilament yarn,oth yarn,multipleor cable: of viscose rayon;t	0	247	0	4 558
5403419000	Artificialfilament yarn,oth yarn,multipleor cable: of viscose rayon; c	74 542	843 152	294 532	3 575 996
5403421000	Artificialfilament yarn,oth yarn,multipleor cable: ofcelluloseacetat;t	0	20 632	0	121 706
5403429000	Artificialfilament yarn,oth yarn,multipleor cable: ofcelluloseacetat;	1 527	162 275	100 731	2 032 865
5403491000	Artificialfilament yarn,oth yarn,multipleorcable: of other ; textured	0	128	0	590
5403499000	Artificialfilament yarn,oth yarn,multipleorcable: of other ; oth text	59 899	403 476	304 736	1 678 044
5404110000	Synth monfilament of elastomeric >=67decitex,dimension<=1mm,	26 194	351 522	123 252	1 323 726
5404120000	Synth monfilament oth ofpolypropylne>=67decitex,dimension<=1r	15 990	262 034	47 856	677 800
5404190000	Synth monfilament other >=67decitexdimension<=1mm, width<=f	154 033	1 714 412	993 668	11 751 423
5404900000	Synthetics other than filaments exceeds<1 mm, width <= 5 mm	176 092	1 572 239	212 415	2 080 312
5405000000	Artificial monofilament >=67 decitexno cross-sect,dim>=1mm,strip	0	977	0	20 727
5406000000	Man-made filament yarn(oth than sewingthread) put up for retail	600	37 811	17 798	267 449
5407102010	Woven fabrics of synt filament yarn fromhigh of nylon/oth : tyre fa	0	109 189	0	472 812
5407102090	Woven fabrics of synt filament yarn fromhigh of nylon/oth : tyre fa	45 286	610 219	749 141	11 546 398
5407109010	Woven fabrics of synt filament yarn fromhigh of nylon/oth : other	26 932	215 306	244 973	2 132 319
5407109090	Woven fabrics of synt filament yarn fromhigh of nylon/oth : other	121 438	922 644	1 238 939	8 949 849
5407200000	Woven fabrics of synt filament yarnwoven fabricsobtained from st	94 479	1 126 134	397 545	3 292 227
5407300000	Woven fabrics of synt filament yarnfabrics specified in nota 9to se	16 545	94 206	306 416	1 594 304
5407411000	Woven nylon mesh fabric of untwistedweight >=85% of flmnt of n	34 072	612 265	377 803	3 462 371
5407419000	Oth woven nylon mesh fabric of untwistedweight >=85% of flmnt i	1 182 746	6 896 515	3 406 541	32 292 263
5407420000	Woven fabrics of synt filament yarn fromnylon cont >85% ; dyed	424 278	4 383 216	7 202 493	71 257 871
5407430000	Woven fabrics of synt filament yarn fromnylon cont>85%;of yarno	0	6 349	0	82 186
5407440000	Woven fabrics of synt filament yarn fromnylon cont >85% ; printe	400	32 581	11 148	715 774
5407510000	Woven fabrics of synt filament yarn frompolyester cont >85% ; uni	1 221 447	11 172 078	7 733 076	64 778 880
5407520000	Woven fabrics of synt filament yarn frompolyester cont >85% ; dy	1 204 348	15 368 301	12 719 021	158 068 244
5407530000	Woven fabrics of synt filament yarn frompolyester cont >85% ; ofy	16 431	339 001	52 171	1 293 868
5407540000	Woven fabrics of synt filament yarn frompolyester cont >85% ; pri	130 236	1 670 312	2 262 387	17 403 663
5407610010	Oth woven fabrics,cont>=85% of by weightofnontextured polyst fi	917 517	8 448 360	8 741 272	64 354 310
5407610090	Oth woven fabrics,cont>=85% of by weightofnontextured polyst fi	879 522	12 524 195	5 555 457	57 397 487
5407690010	Oth woven fabrics,cont>=85% of by weightof polyst filamnt: unble	409 016	4 224 065	4 650 658	39 918 651
5407690090	Oth woven fabrics,cont>=85% of by weightof polyst filamnt: other	409 292	5 819 870	5 409 903	68 320 371
5407710000	Oth woven fabrics,cont>=85% of by weightof synthet filamnt:unbl	355 569	4 259 650	2 262 832	23 804 505
5407720000	Oth woven fabrics,cont>=85% of by weightof synthet filamnt: dye	37 045	815 443	576 744	8 681 139
5407730000	Oth woven fabrics,cont>=85% of by weightof synthet filamnt: of y;	5 418	29 692	29 504	182 793
5407740000	Oth woven fabrics,cont>=85% of by weightof synthet filamnt: prin	63 610	299 291	478 147	1 442 647
5407810000	Oth woven fabrics,cont<85% of by weightof synthet filamnt-mixec	1 931	110 341	23 937	903 257
5407820000	Oth woven fabrics,cont<85% of by weightof synthet filamnt-mixec	79 623	866 121	1 403 165	8 390 798
5407830000	Oth woven fabrics,cont<85% of by weightof synthet filamnt-mixec	5 867	100 603	48 880	298 240
5407840000	Oth woven fabrics,cont<85% of by weightof synthet filamnt-mixec	52 110	109 562	722 774	1 526 304
5407910000	Woven fabrics of synt filament yarn ofother woven fabric; unbleac	13 872	425 443	86 071	2 590 891
5407920000	Woven fabrics of synt filament yarn ofother woven fabric; dyed	36 333	667 437	496 110	7 320 997
5407930000	Woven fabrics of synt filament yarn ofother woven fabric;of yarn c	2 082	16 920	14 795	142 212
5407940000	Woven fabrics of synt filament yarn ofother woven fabric; printed	4 869	37 300	59 808	377 671
5408100010	Woven fabrics ofartificial filament yarnfromhigh tenacty yarnof vis	88 923	258 405	871 383	2 744 256
5408100090	Woven fabrics ofartificial filament yarnfrom high tenacity yarn of \	163 181	1 964 833	1 462 281	15 554 511
5408210000	Woven fabrics ofartificial filament yarncont >85% weight : umblea	22 983	168 547	274 534	2 390 533
5408220000	Woven fabrics ofartificial filament yarncont >85% weight or strip/l	37 685	377 844	407 860	4 608 348
5408230000	Woven fabrics ofartificial filament yarncont >85% weight:of yarn c	269	9 547	4 761	43 587
5408240000	Woven fabrics ofartificial filament yarncont >85% weight or strip/l	64 157	862 192	538 211	7 176 865
5408310000	Woven fabrics ofartificial filament yarnoth woven fabric: unbleach	0	193	0	4 979
5408320000	Woven fabrics ofartificial filament yarnoth woven fabric: dyed	6 625	46 695	200 318	894 943
5408330000	Woven fabrics ofartificial filament yarnoth woven fabric:of yarn of	163	2 149	591	239 409
5408340000	Woven fabrics ofartificial filament yarnoth woven fabric: printed	2	13 604	198	88 689
5501100000	Synthetic filament towof nylon or other polyamides	29 478	417 749	278 996	3 413 658
5501200000	Synthetic filament towof polysters	79 940	1 253 537	636 327	8 457 244
5501300000	Synthetic filament towof acrylic or modacrylic	2 022 418	30 970 677	5 801 341	86 053 076
5501400000	Synthetic filament towof polypropylene	7 783	145 019	16 220	359 058
5501900000	Synthetic filament towOther	127 800	642 171	289 445	2 155 054
5502000000	Artificial filament tow	2 591 400	31 274 282	14 616 269	175 125 361
5503110000	Synthetic staple fibres of nylon or othrpolyamides of aramids	13 176	346 855	217 611	2 912 754
5503190000	Synthetic staple fibres of nylon or othrpolyamides of oth than arar	36 002	547 858	173 296	1 606 054
5503200000	Synthetic staple fibres of polyesters	10 272 931	96 466 224	16 582 704	159 015 018
5503300000	Synthetic staple fibres of acrylic ormodacrylic	2 144 105	24 078 372	5 843 370	69 067 151
5503400000	Synthetic staple fibres of polypropylene	593 229	6 417 276	1 381 499	15 114 324
5503900010	Synthetic staple fibres of other :of viscose rayon	17 941	400 571	41 093	1 338 807
5503900090	Synthetic staple fibres of other :other than viscose rayon	253 254	1 810 114	1 225 356	7 612 150
5504100000	Artificial staplefibres notcarded,combedothwise procss for spin:of	10 905 582	101 890 964	24 587 656	238 443 329
5504900000	Artificial staplefibres notcarded,combedothwise procss for spin: oth	13 964	882 103	44 915	3 761 958
5505100000	Waste of man-made fibresof synthetic fibres	70 278	622 907	60 919	561 670

**I.3. IMPOR MENURUT KOMODITI / IMPORT BY HS COMMODITY**  
**\*\*\* NOVEMBER/NOVEMBER 2012 \*\*\***

HS	Uraian Komoditi Commodity Description	Berat Bersih / Net Weight (Kg)		Nilai / Value C.I.F (US\$)	
		Bulan ini Current Month	Kumulatif Cum.Jan. to date	Bulan ini Current Month	Kumulatif Cum.Jan. to date
5505200000	Waste of man-made fibres of artificial fibres	108 037	108 037	33 621	33 621
5506100000	Synth staple fibres carded,combad orothwise prcs forspin:of nylon	26 918	318 885	198 918	1 803 012
5506200000	Synth staple fibres carded,combad orothwise procesfor spin:of poi	260 341	2 988 569	2 550 356	19 703 265
5506300000	Synth staple fibres carded,combad orothwise procesforspin:acrylic	25 000	688 890	102 500	2 296 713
5506900000	Synth staple fibres carded,combad orothwise process for spinn :	60 803	391 965	352 726	2 431 856
5507000000	Artificial staple fibres, carded, combedothrwise processed for spin	3 243	31 682	12 593	178 773
5508101000	Sewing thread of man-made staple fibreswether for sale or no:of s	180 945	1 519 680	545 481	5 051 255
5508109000	Sewing thread of man-made staple fibreswether for sale or no: oth	538 639	4 161 002	1 487 657	11 879 650
5508201000	Sewing thread of man-made staple fibreswether forsale or no:of a	3 983	20 429	41 652	146 453
5508209000	Sewing thread of man-made staple fibreswether forsale or no: oth	23 325	157 560	62 160	653 882
5509110000	Single yarn cont >=85% by weight ofstaple fibres of nylon/oth poly	9 696	204 200	139 895	1 141 738
5509120000	Multiple/cabled yarn cont>=85% byby weight ofstaple fibre ofnylon	5 870	105 378	32 775	897 545
5509210000	Single yarn cont >=85% by weight ofpolyester staple fibres	840 587	4 253 128	1 838 995	10 311 976
5509220000	Multiple (folded)/cabled yarn cont.>=85%of polyester staple fibres	148 890	1 222 038	516 106	4 338 539
5509310000	Single yarn cont >=85% by weight ofacrylic/modacrylic staple fibre	4	120 442	2	471 355
5509320000	Multiple/cabled yarn cont>=85% by weightof acrylic/modacrylic st	413	161 101	2 450	960 867
5509410000	Single yarn cont >=85% by weightof synthetic staple fibres	118	31 811	11 654	897 372
5509420000	Multiple (folded)/cabled yarn cont.>=85%of synthetic staple fibres	6 796	95 260	88 352	958 140
5509510000	Oth yarn of polyester staple fibresmixed mainly with artificial stap	383	120 697	1 302	419 486
5509521000	Oth yarn of polyster staple fbres,singlemixed mainly/solely with wc	0	48	0	1 553
5509529000	Oth yarn of polyster staple fbres,othermixed mainly/solely with wc	36	1 513	235	15 865
5509530000	Oth yarn of polyester staple fibresmixed mainly/solely with cotton	64 110	1 235 954	253 554	3 526 054
5509590000	Oth yarn of polyester staple fibresother	6 985	65 328	40 989	279 846
5509610000	Oth yarn ofacrylic/modacrylic staple fbmixed mainly/solely with w	751	110 530	23 469	1 400 095
5509620000	Oth yarn ofacrylic/modacrylic staple fbmixed mainly/solely with c	8 519	31 994	169 545	457 252
5509690000	Oth yarn ofacrylic/modacrylic staple fbrough	10 740	183 264	104 061	764 955
5509910000	Other yarn mixed mainly or solely withwool/ fine animal hair	0	32	0	760
5509920000	Other yarn mixed mainly/solelywith cotton	0	3 611	0	15 467
5509990000	Other yarn mixed other thanwool/ fine animal hair & cotton	9 895	29 672	22 307	69 832
5510110000	Single yarn cont >=85% by weightof artificial staple fibres	110 809	6 275 295	351 434	15 357 957
5510120000	Multiple/cabled yarn cont.>=85%by weight/artificial staple fibres	4 204	59 158	31 405	633 315
5510200000	Oth yarn, mixed mainly/solely withcont>=85% of weight of artific	0	7 141	0	226 778
5510300000	Other yarn, mixed mainly/solely cont>=85% of weight with cotton	22 044	173 093	466 117	2 321 674
5510900000	Other yarn of artificial staple fibrescont>=85% of weight	17 501	284 794	155 824	2 299 836
5511101000	Yarn of synthtic staple fibres,cont>=85%weight of such fbns knitting	30 661	307 188	233 116	2 311 456
5511109000	Yarn of synthetic staple fibres,cont>=85%weight of such fibres : oth	9 718	147 873	13 121	486 246
5511201000	Yarn of synthtic staple fibres,cont <85%weight of such fbns knitting	4	4 606	4	6 792
5511209000	Yarn of synthtic staple fibres,cont <85%weight of such fibres : othe	247	1 875	1 631	13 368
5511300000	Yarn of artificial staple fibresput up for retail sale	2 021	20 386	26 726	282 463
5512110000	Woven fabrics of synthetic staple fibrecont>85% wight of polyeste	92 663	1 335 171	712 853	8 635 850
5512190000	Woven fabrics of synthetic staple fibrecont>85% wight of polyeste	279 292	2 594 611	2 419 996	21 283 500
5512210000	Woven fabrics of synthetic staple fibrecont>85%wightof acrylic/m	4 059	78 722	35 895	642 102
5512290000	Woven fabrics of synthetic staple fibrecont>85%wightof acrylic/m	80 253	1 069 995	803 552	11 608 050
5512910000	Woven fabrics of synthetic staple fibrecont>85%weight of oth : un	8	26 505	12	367 775
5512990000	Woven fabrics of synthetic staple fibrecont>85%weight of oth th p	7 193	300 744	254 457	3 967 832
5513110000	Wovn fbrcs of plyster stple fibre bleacheplain weave <=85% mix w/	350 603	1 866 933	4 217 969	20 402 028
5513120000	3-thread /4-thread twill, incl twill polstaple fibres <=85% w/cotton	2 735	32 121	34 368	519 157
5513130000	Oth woven fbrcs of polyester stple fbr<=85% mixed wght <170 g/n	674 421	6 668 663	6 096 091	58 918 392
5513190000	Oth woven fabrics <85% mixed cottonweight <170 g/m of cotton	21 571	382 157	337 118	4 332 550
5513210000	Dyed woven fabrics of polyester staplefibres, plain weave<85% of	465 153	4 551 110	2 112 417	23 398 952
5513230000	Oth dyed woven fabric ofpolyester staplefibres <85%, cotton<170	3 198	236 694	44 851	794 902
5513290000	Oth woven fabrics <85% such fibres, mixed cotton <170 g/m dyed	245 535	2 041 973	2 541 356	21 917 793
5513310000	Woven fabrics of yarn of diff color of polyester stpe fbns,plain wea	98 382	421 098	730 356	2 725 250
5513390000	Oth woven fabrics<85% of such fibresweight <170 g/m of cotton: (	15 545	210 867	131 097	1 197 427
5513410000	Printed polyester staple fibres, plainweave <85% of fbr, cotton<17	935 191	8 720 602	1 452 437	11 077 120
5513490000	Other woven fabrics<85% of fibresweight <170 g/m of cotton	4 084	114 179	31 051	1 133 885
5514110000	Woven fbrcs of polyester staple fibresplain weave <=85%,cotton >	17 214	167 031	120 850	1 075 613
5514120000	3-thread/4-thread twill, incl twill ofpolyester stpl fbns<85%, cottor	1 220	48 067	8 440	497 914
5514190000	Other woven fabrics<85% of fibresmixed weight >170g/m of cotto	272 350	1 581 791	2 753 074	19 868 381
5514210000	Dyed polyester staple fbns, plain weavestaple fbns<85%, cotton >1	128	46 699	3 175	322 802
5514220000	Woven fabric of synt: dyed<85% with ctto3-thread/4-thread twill,i	46 796	307 594	563 541	4 041 915
5514230000	Woven fabric of synt: dyed<85% with cttydyed: oth woven fbr pol	333 060	1 726 843	851 197	4 057 035
5514290000	Other woven fabrics<85% of fibres mixedweight >170g/m of cotto	690 392	3 059 233	1 862 783	7 897 211
5514300000	Woven fabrics of synth stple fibre <85%, cotton >170 g/m, diff col	55 826	746 097	99 625	924 750
5514410000	Printed polyester staple fibres, plainweave <85% of fbr, cotton >17	35 574	608 260	384 059	6 302 881
5514420000	Prnt 3-thread/4-thread twill,incl twlpolyester stple fbr<85%, cotto	27 324	270 113	175 233	2 084 338
5514430000	Oth printd woven fabrics of polyesterstpl fbr <85%, cotton >170 g/	44 396	492 393	467 877	4 231 294
5514490000	Oth printed woven fabrics<85% suchfibres, weight >170 g/m of co	8 429	221 236	67 825	2 643 709
5515110000	Oth wvn fbrcs of synth stple fbns ofpolyester stpl fbr mixed viscos	511 558	5 504 904	5 557 755	54 260 473
5515120000	Oth wvn fbrcs of synth stple fbns ofpolyester stpl fbr mixed w/m-i	51 487	1 281 686	342 111	4 304 887
5515130000	Oth wvn fbrcs of synth stple fbns ofpolyester stpl fbr mix w/wool/a	13 632	276 602	276 405	5 412 136

**I.3. IMPOR MENURUT KOMODITI / IMPORT BY HS COMMODITY**  
**\*\*\* NOVEMBER/NOVEMBER 2012 \*\*\***

HS	Uraian Komoditi Commodity Description	Berat Bersih / Net Weight (Kg)		Nilai / Value C.I.F (US\$)	
		Bulan ini Current Month	Kumulatif Cum.Jan. to date	Bulan ini Current Month	Kumulatif Cum.Jan. to date
5515190000	Other woven fabrics of synth stple fbrof other polyester staple fibr	70 609	1 115 164	942 064	15 353 701
5515210000	Oth wvn fbrcs of acrylic/modacrylicmixed/solely with man-made f	301	24 324	4 011	407 224
5515220000	Oth wvn fbrcs of acrylic/modacrylicmixed/solely w/wool/fine anm	590	7 583	22 496	91 217
5515290000	Oth wvn fbrcs of acrylic/modacrylicmix w/other than man-made fi	3 567	28 079	8 548	364 889
5515910000	Oth woven fabrics mixed mainly/solelyman-made filaments	1 726	18 196	57 801	502 925
5515991000	Oth woven fabrics mixed mainly/solelyw/wool/fine anml hair	831	3 160	23 269	50 508
5515999000	Oth woven fabrics mixed mainly/solelywith other than man-made	4 163	52 646	42 799	656 679
5516110000	Unbleached/bleached woven fabrics ofartificial staple fibre;weight	66 346	448 166	481 367	3 581 498
5516120000	Dyed woven fbrcs of artificial staplefibre; weight>=85%	28 944	274 816	525 608	4 878 714
5516130000	Woven fabrics of yarns of diff colorweight>=85% of artificial staple	347	4 388	4 426	67 796
5516140000	Printed woven fabrics; wght>=85% ofartificial staple fibres	67 702	295 834	1 030 869	4 497 746
5516210000	Un/bleached woven fabrics of artificialstaple fibre mix m-m-f;weig	2 969	106 266	61 561	1 095 288
5516220000	Dyed woven fabrics of artificial staplefibre mix m-m-f;weight<85%	19 923	300 352	388 227	5 381 919
5516230000	Woven fabrics of yarn of diff colorartficial stple fbr mix m-m-f;weigl	0	7 587	0	18 472
5516240000	Printed woven fabrics of artifcl staplefibre mixed with m-m-f;weigl	1 812	13 183	37 279	305 695
5516310000	Un/bleached woven fabrics of artificialstaple fibre mixed w/wool;\	0	2 633	0	40 399
5516320000	Dyed woven fabrics of artificial staplefibre mixed with wool;weigh	253	11 878	7 819	80 515
5516330000	Woven fbrc of yarn of diff color staplefibre mixed with wool;weigh	0	854	0	22 139
5516340000	Printed woven fabrics of staple fibremixed with wool;weight<85%	0	773	0	17 421
5516410000	Un/bleached woven fabrics of artificialstaple fibre mixed cotton;w	1 393	9 855	15 740	118 264
5516420000	Dyed woven fabrics of artificial staplefibre mixed with cotton;weig	773	8 887	12 937	141 628
5516430000	Woven fabrics of yarn of diff colorsmixed with cotton;weight<85%	3 104	33 220	31 482	309 438
5516440000	Printed woven fbrcs of artifcl staplefibre mixed with cotton;weigh	0	5 448	0	91 023
5516910000	Other un/bleached woven fabrics ofstaple fbr	2 013	17 510	25 795	201 573
5516920000	Other woven fabrics of artificial staplefibre,un/bleached	7 414	27 950	151 197	437 135
5516930000	Other woven fabrics of artificial staplefibre,dyed	259	3 935	3 887	31 483
5516940000	Other woven fabrics of artificial staplefibre,of yarn diff colours	71 079	666 108	865 316	8 052 180
5601210000	Wadding of cotton,length<=5mm	11 113	330 286	218 666	3 903 119
5601220010	Wadding of cotton m-m-f of wrappedcigarette tow,length<=5mm	0	47 720	0	287 555
5601220090	Wadding of cotton m-m-f of oth wrappedcigarette tow,length<=5r	25 666	387 687	233 964	3 751 481
5601290000	Wrapped of other than cotton man-madefibres	39 226	412 728	583 918	1 797 910
5601301000	Polyamide fibre flock of wadding,length<=5mm	5 023	41 913	40 341	529 584
5601302000	Polypropylene fibre flock,length<=5mm	0	1 531	0	9 231
5601309000	Textile flock & dust mill neps oth thanpolyamide fibre flock;length	3 958	92 199	14 630	692 591
5602100000	Needleloom felt & stitch-bonded fibrecovered/laminated.	65 980	627 025	352 606	2 064 175
5602210000	Oth felt of wool/fine animal hair,notimpregnated,coated,covered	1 800	207 875	39 054	5 851 108
5602290000	Oth felt of oth textile materials,notimpregnated,coated,covered	2 006	299 641	38 654	1 090 880
5602900000	Felt, oth thn needleloom&oth felt notimpregnated, coated, covere	49 029	1 323 094	462 549	6 111 743
5603110000	Non woven of man-made filament, notimprgnatd,cvred/lminate	1 315 918	25 775 270	4 148 775	42 198 307
5603120000	Non woven of m-m-f, not imprgnated,covred/lminated; 25g/m<w	1 251 269	12 371 813	4 456 332	48 081 919
5603130000	Non woven of m-m-f, not imprgnated,covred/lminated; 70g/m<w	529 807	6 438 498	1 468 188	17 093 983
5603140000	Non woven of m-m-f, not imprgnated,covered/laminated; weight>	545 978	8 507 857	3 390 252	39 607 661
5603910000	Non woven of oth m-m-f, weight=<25g/m2	298 271	7 386 346	1 057 923	13 680 028
5603920000	Non woven of oth m-m-f,25g/m2<weighing=<70g/m2	593 659	4 792 188	2 567 830	18 850 446
5603930000	Non woven of oth m-m-f,70g/m2< weighing=<150g/m2	85 517	1 711 028	499 974	4 859 211
5603940000	Non woven of oth m-m-f,weight=<150g/m2	454 603	5 832 836	2 302 474	34 162 661
5604100000	Rubber thread & cord, textile covered &the like head 5404/5405	79 937	697 954	735 347	9 854 328
5604901000	Imitation catgut,of silk yarn	2 766	21 770	49 619	321 706
5604902000	Rubber impregnated textile thread yarn	1 876	37 832	35 382	193 827
5604903000	High tenacity yarn of polyester,of nylon/oth polyamides/of viscos	4 355	23 194	82 189	321 687
5604909000	Oth thn rubber thread&cord, textilecoverd&the like head 5404/54	16 776	813 031	262 065	3 051 355
5605000000	Metallised yarn,whether/not gimped,being textl yarn/strip like he;	18 501	178 673	126 711	1 273 304
5606000000	Gimped yarn,&strip&like of head 5404/5405,gimped,chenille yarn	131 770	1 080 005	377 779	2 805 166
5607210000	Binder/baler twine of sisal/oth textilefbrs of genus agave	848	263 844	7 354	250 335
5607290000	Oth binder/baler twine of sisal/othtextile fbrs of genus agave	37 673	860 406	202 099	3 287 461
5607410000	Binder/baler twine of polyethylene/polypropylene	1 055	39 904	1 308	124 118
5607490000	Oth binder/baler twine of polyethylene/polypropylene	920 149	10 882 983	1 409 608	18 182 405
5607501000	V-belt cord of man-made fibres treatedresorcinol formaldehyde>=	19 262	185 981	223 419	3 434 664
5607509000	Oth v-belt cord of m-m-fibrs treatedresorcinol formaldehyde>=10	83 068	894 156	423 132	3 272 794
5607901000	Twine,cordage,ropes&cables of artificialfibres	8 503	83 667	120 009	858 300
5607902000	Twine,cordage,ropes&cables of abaca/othhard fibres	518	2 313	4 827	27 414
5607903000	Twine,cordage,ropes&cables of jute/othtextile bast fibr head 530	0	201 822	0	170 163
5607909000	Oth twine,cordage,ropes&cables	277 109	987 552	450 821	3 574 790
5608110000	Made up fishing net of man-made textilematerials	442 840	5 272 715	611 218	7 380 988
5608192000	Net bags of man-made textile material	4 020	175 808	21 247	846 169
5608199000	Oth net bags of man-made textilematerials	33 594	559 695	73 320	1 473 706
5608901000	Net bags of oth man-made textilematerials	3	80 992	242	190 214
5608909000	Oth net bags of oth man-made textilematerials	64 779	712 606	214 455	2 314 579
5609000000	Articles of yarn,strip/the like of head5404/5405,twine,cordage,rop	159 349	2 495 936	829 554	9 379 565
5701101000	Prayer rugs of carpet of wool/fineanimal hair	0	53	0	1 906
5701109000	Oth prayer rugs of carpet of wool/fineanimal hair	0	1 049	0	20 038

**I.3. IMPOR MENURUT KOMODITI / IMPORT BY HS COMMODITY**  
**\*\*\* NOVEMBER/NOVEMBER 2012 \*\*\***

HS	Uraian Komoditi Commodity Description	Berat Bersih / Net Weight (Kg)		Nilai / Value C.I.F (US\$)	
		Bulan ini Current Month	Kumulatif Cum.Jan. to date	Bulan ini Current Month	Kumulatif Cum.Jan. to date
5701901900	Oth prayer rugs of carpet of cotton	0	2 082	0	2 796
5701909100	Prayer rugs of carpet oth than wool/cotton	0	100 529	0	207 145
5701909900	Oth prayer rugs of carpet oth than wool/cotton	51 585	88 993	46 190	172 136
5702100000	Kelem,schumacks,karamanie&smlar hand-woven rugs, not tufted/	0	73 149	0	299 601
5702200000	Floor covering of coconut fibres (coir)not tufted/flocked	17 610	32 133	32 480	66 254
5702310000	Floor cov of pile construct of wool/fineanimal hair,not made up, no	17 233	46 136	91 920	598 438
5702320000	Floor cov of pile construct of man-madetxt mat, not made up,not	11	1 610	63	22 256
5702391000	Floor cov of pile construct of cottonnot made up, not tufted/flock	0	288	0	1 014
5702399000	Floor cov of pile construct of othtextile materials, not made up,no	25	7 326	1 260	192 864
5702419000	Oth prayer rugs of floor cov of pileconstruct,made up of wool/fine	4 028	24 175	4 805	81 897
5702421000	Prayer rugs of floor cov of pileconstrct,made up of man-made txt	4 602	79 168	17 894	227 635
5702429000	Oth prayer rugs of floor cov of pileconstrct,made up of man-made	40 674	1 218 805	207 819	2 634 241
5702491900	Oth prayer rugs of floor cov of cottonof pile constrct,made up	0	9 607	0	30 993
5702492000	Oth floor cov of pile constrct,made up,of jute fibre	0	12 809	0	14 999
5702499000	Oth floor cov of pile constrct,made up,of oth textile material	0	6 802	0	10 502
5702509000	Oth floor cov of oth textile materialnot of pile construct,not made	0	50 721	0	119 539
5702919000	Oth floor cov not prayer rug not of pileconstrct made up of wool/f	0	297	0	8 230
5702921000	Prayer rugs not of pile constrct made upof man-made textl matr	0	330 823	0	490 515
5702929000	Oth floor cov not prayer rug not of pileconstrct,md up,of man-ma	13 992	324 598	43 074	656 307
5702991100	Prayer rugs not of pile constrct made upof cotton,of oth textile ma	0	7 068	0	7 306
5702991900	Oth flr cov not prayer rug not of pileconstrct,md up,of cotton,of	0	25 300	0	18 700
5702999000	Oth flr cov.not of pile cnstrct,made upoth thn cttn&jute fibres,oth	0	429	0	1 516
5703101000	Floor mats of wool/fine anml hairwhthr/not made up	0	794	0	16 975
5703109000	Carpet&oth txtl flr cov.,tufted, whthr/not made up,of wool/fine ar	31 586	46 117	34 489	102 389
5703209000	Carpet&oth txtl flr cov,tufted,not prayrug,not made up,of nyln/otl	293 990	1 573 224	1 052 971	5 551 352
5703301000	Prayer rugs of cotton, whthr/notmade up,of oth man-md-txtl mtrl	40 095	853 943	92 497	1 793 387
5703309000	Carpet&oth txtl flr cov,tufted,not prayrug,of cttn not made up,of c	307 000	2 928 187	791 961	5 995 487
5703901100	Prayer rugs, whthr/ not made up,of cotton,oth textile matr	0	15 350	0	180 000
5703901900	Carpet&oth txtl flr cov.,tufted, whthr/not made up,of cotton,oth t	9 521	84 114	77 062	621 789
5703902900	Carpet&oth txtl flr cov.,tufted, whthr/not made up,of jute fbrs,oth	189	566	1 886	17 324
5703909100	Floor mats, whthr/not made up,not cttn&jute fbr,oth txtl mtrl	31 671	645 557	248 411	6 002 510
5703909900	Carpet&oth txtl flr cov.,tufted, whthr/nt md up,not cttn&jute fbr,c	0	9 657	0	26 562
5704100000	Textile tiles, having a surface <=0,3m,felt,no tufted/flocked,made	0	2 662	0	8 208
5704900000	Oth textile tiles, having a surface <=0,3m,felt,no tufted/flocked,ma	404 658	4 708 372	505 211	5 840 022
5705001100	Prayer rugs of cotton, whthr/not made up	0	150	0	1 558
5705001900	Oth carpet&oth txtl flr cov,oth prayrug of cotton,whthr/not made	0	1 768	0	20 691
5705002900	Oth carpet&oth txtl flr cov,oth Non wovnfloor covrng of jute fbrs,v	0	33 538	0	37 342
5705009100	Prayer rugs of oth thn cotton&jutefibres,whthr/not made up	44 496	773 290	24 168	746 197
5705009200	Non woven floor covering of oth cotton&jute fibres,whthr/not ma	0	3 681	0	64 598
5705009900	Oth carpet&oth txtl flr cov,oth pray rugof oth cotton&jute fibres,w	101 533	2 170 435	86 565	2 262 414
5801101000	Woven pile&chenille fabrics of wool/fine anml hair, impregntd,coa	0	10 936	0	179 692
5801109000	Woven pile&chenille fabrics of wool/fine anml hair,not impregntd	13 689	81 764	57 874	982 384
5801211000	Uncut weft pile fbrcs of cotton,impregntd,coatd,coverd oth thn of r	0	4 909	0	30 591
5801219000	Uncut weft pile fbrcs of cotton,notimpregntd,coverd oth thn of hea	87	36 897	1 078	388 835
5801221000	Cut corduroy of cotton,impregntd,coatd,coverd oth than of head 5	434	7 050	5 691	83 446
5801229000	Cut corduroy of cotton,not impregntd,coatd,coverd oth than of hea	714	268 018	9 146	3 004 460
5801231000	Oth weft pile fbrcs of cotton,impregntd,coatd,coverd oth thn of hea	0	1 015	0	12 762
5801239000	Oth weft pile fbrcs of cotton,notimpregntd,coverd oth thn of head	0	7 192	0	37 318
5801261000	Chenille fabrics of cotton,impregntd,coatd,coverd oth than of head	0	12 000	0	151 952
5801269000	Chenille fabrics of cotton,not impregntd,coatd,coverd oth than of h	0	16	0	806
5801279000	Warp pile fbrcs of cotton,not impregntd,coatd,coverd oth than of h	1 554	14 488	19 397	183 754
5801311000	Uncut weft pile fbrcs of man-made fbrs,impregntd,oth thn of head	0	1 138	0	6 780
5801319000	Uncut weft pile fbrcs of man-made fbrs,not impregntd,oth thn of he	360	4 114	3 151	34 100
5801321000	Cut corduroy of man-made fibres ,impregntd,oth thn of head 5802/	25 097	368 087	286 317	3 822 739
5801329000	Cut corduroy of man-made fibres ,notimpregntd,oth thn of head 58	178	3 236	3 867	42 128
5801331000	Oth weft pile fabrics of man-made fbrs,impregntd,oth thn of head 5	0	155	0	123
5801339000	Oth weft pile fabrics of man-made fbrs,not impregntd,oth thn of he	11	4 513	62	53 270
5801361000	Chenille fabrics of man-made fribres,impregntd,oth thn of head 58	0	183 783	0	455 120
5801369000	Chenille fabrics of man-made fribres,not impregntd,oth thn of head	1	81 482	25	199 550
5801371000	Warp pile fbrcs of man-made fribres,impregntd,oth thn of head 58	0	6 761	0	77 620
5801379000	Warp pile fbrcs of man-made fribres,not impregntd,oth thn of head	17 572	123 932	150 886	750 366
5801901100	Othr carpet & text floor covrng of silk,impregntd,oth thn of head 5	0	689	0	14 257
5801901900	Othr carpet & text floor covrng of silk,not impregntd,oth thn of hea	18	2 286	905	13 209
5801909100	Othr carpet & text floor covrng of othtxtl mtrl, impregntd,oth of 58	40	331	319	2 162
5801909900	Othr carpet & text floor covrng of othtxtl mtrl, not impregntd,oth c	15 117	180 104	131 415	1 418 555
5802110000	Unbleached terry towelling&wovenfabrcs of cotton oth thn head c	30 443	202 771	410 403	2 397 205
5802190000	Bleached terry towelling&wovenfabrcs of cotton oth thn head of E	1 525	5 300	13 397	65 798
5802200000	Terry towelling&woven fabrcs of othtextile material othr than hea	4 125	51 654	34 045	649 292
5802301000	Tufted textile fabrics,impregnated,coated/covered oth thn of head	9 053	114 698	23 337	262 948
5802302000	Tufted textile fabrics,woven of cotton/of man made fbrs oth thn h	143 569	735 787	1 158 636	5 713 609
5802309000	Other tufted textile fabrics of otherthan fabrics of head 5806	0	43	0	283

**I.3. IMPOR MENURUT KOMODITI / IMPORT BY HS COMMODITY**  
**\*\*\* NOVEMBER/NOVEMBER 2012 \*\*\***

HS	Uraian Komoditi Commodity Description	Berat Bersih / Net Weight (Kg)		Nilai / Value C.I.F (US\$)	
		Bulan ini Current Month	Kumulatif Cum.Jan. to date	Bulan ini Current Month	Kumulatif Cum.Jan. to date
5803001000	Gauze of cotton, oth than narrowfbrcs of heading 5806	0	16 154	0	111 342
5803002000	Gauze of man-made fibres, oth than narrow fbrcs of heading 5806	369	597	8 189	13 152
5803009900	Gauze of other, oth than narrowfbrcs of heading 5806	0	1 253	0	87 110
5804101100	Tulles&oth net fbrcs of silk,impregntdcoatd,coverd oth thn of hea	0	6 516	0	150 582
5804101900	Tulles&oth net fbrcs of silk,notimpregntd,oth thn of head 6002-60	3 669	45 355	43 379	808 259
5804102100	Tulles&oth net fbrcs of cotton,imprgntdcoatd,coverd oth thn of he	0	1 085	0	30 946
5804102900	Tulles&oth net fbrcs of cotton,notimpregntd,oth thn of head 6002	15 862	50 426	222 361	1 239 580
5804109100	Tulles&oth net fbrc oth thn silk/cotton,impregntd,oth thn of head	2 077	27 994	11 887	266 090
5804109900	Tulles&oth net fbrc oth thn silk/cotton,not imprgntd,oth of head 6	34 153	276 637	415 937	3 378 255
5804211000	Mechanically made lace of man-made fbrcsimpregntd,oth thn of he	27 592	349 229	935 150	7 673 191
5804219000	Mechanically made lace of man-made fbrcsnot imprgntd,oth of hea	108 578	741 725	1 354 682	8 620 554
5804291000	Mechanically made lace of oth txtl mtrlimpregntd,oth thn of head	1 723	36 879	24 907	765 567
5804299000	Mechanically made lace of oth txtl mtrlnot imprgntd,oth of head 6	57 747	368 301	732 869	6 334 624
5804300000	Hand-made lace oth than fabric ofhead 6002 to 6004	4 918	51 122	129 889	1 361 047
5805001000	Hand-woven tapestries of cotton, whetheror not made up	0	1 545	0	55 795
5805009000	Hand-woven tapestries of other than cotton, whether/not made up	2 972	29 543	47 272	241 734
5806101000	Woven pile fabrics of silk other than goods of head 5807	2 499	25 850	20 657	377 968
5806102000	Woven pile fabrics of cotton other than goods of head 5807	3 880	158 166	97 609	2 068 628
5806109000	Woven pile fabrics of other than silk/cotton other than goods of h	15 501	213 521	256 982	3 801 846
5806201000	Sport tape;weight>=5% of elastomeric yarn/thread	32 208	338 761	995 345	5 362 988
5806209000	Other woven fabrics;weight>=5% of elastomeric yarn/thread oth thn	88 677	1 656 027	1 614 449	14 683 418
5806311000	Narrow woven fabrics of cotton for typewriter inked ribbon	4 154	44 260	62 364	563 492
5806312000	Backing of cotton for electricalinsulating paper	1 096	7 434	21 000	178 219
5806319010	Slide fastener ribbons of cotton; width<=12 mm	5 494	56 173	117 025	1 116 407
5806319020	Webbings of cotton used in covering pipes, poles and the like	12 726	76 389	176 552	835 785
5806319090	Other woven fabrics of cotton other than goods of head 5807	9 711	122 865	262 538	2 605 227
5806321000	Narrow woven fabrics of man-made fibresfor typewriter inked ribt	93 076	1 941 617	594 742	9 295 025
5806324000	Backing of man-made fibres forelectrical insulating paper	4 127	70 531	40 318	721 621
5806329010	Slide fastener ribbons of man-made fibres; width <=12 mm	5 865	63 798	94 621	1 020 644
5806329020	Webbings of man-made fibres used in covering pipes, poles and th	47	1 376	945	22 530
5806329090	Other woven fabrics of man-made fibresoth than goods of head 58	140 245	2 491 285	1 440 704	14 196 324
5806391000	Other woven fabrics of silk oth than goods of head 5807	935	18 106	13 382	212 601
5806399100	Backing of oth textile material forelectrical insulating paper	6 082	79 934	54 254	1 071 675
5806399910	Woven fabrics of other textile materialused in covering piping, pol	166	218 658	24 327	266 386
5806399920	Narrow woven fabrics of other textile materials for typewriter ribt	74	274	2 507	6 248
5806399930	Narrow fabrics of other textile materialfor slide fastener, width <=	0	54 758	0	429 850
5806399990	Other woven fabrics of other textilematerial	27 961	234 531	318 571	2 908 764
5806400000	Fabrics consisting of warp without weftassembled by an adhesive	3 506	30 142	37 485	350 505
5807100000	Woven Labels, badges, and similar articles, not embroidered	365 826	4 438 516	7 602 005	78 402 283
5807900010	Non woven Labels, badges, and similar articles, not embroidered	19 169	188 141	317 529	2 974 484
5807900090	Labels, badges, and similar articles of oth textile materials, not emt	82 878	880 119	1 479 422	18 173 476
5808101000	Braid combined with rubber threads, not embroidery, not knitted/i	1 080	18 611	35 453	275 300
5808109000	Braid not combined with rubber threads,not embroidery, not knitt	2 063	281 717	53 015	1 162 846
5808901000	Ornamental trimmings combined with rubber threads,not embroid	115 513	585 055	821 406	4 570 139
5808909000	Ornamental trimmings not comb. with rubber threads,not embroic	88 635	400 802	258 012	1 622 615
5809000000	Woven fabrics of metal thread & wovenfabrics of metallised yarn	250	21 700	10 460	136 324
5810100000	Embroidery without visible ground,in piece, in strip, in motifs	8 417	67 358	85 833	706 618
5810910000	Embroidery of cotton with visible ground,in piece, in strip, in moti	67 386	968 708	1 085 708	12 783 982
5810920000	Embroidery of man-made fibres with visible ground,in piece,in strip	5 234	125 647	90 431	939 556
5810990000	Embroidery of other textile materialswith visible ground,in piece, i	107 687	897 824	1 696 797	13 297 903
5811001000	Quilted textile products in the piece,of wool/fine/coarse anml hair	33 035	84 009	1 022 867	1 838 795
5811009000	Quilted textile products in the piece,oth thn of wool/fine/coarse a	2 192	279 690	54 778	3 595 771
5901100000	Textile fabrics coated w gum/amylaceused for covers books and	1 620	17 255	28 060	209 029
5901901000	Traching cloth	0	7	0	47
5901902000	Prepared painting canvas	3 276	39 690	16 054	135 061
5901909000	Buckram and similar stiffened textilefabrics for hat foundations	45 552	258 247	297 060	1 697 892
5902101100	Chafer fabrics,rubberised of nylon-6 yar	30 885	374 525	286 787	3 900 039
5902101900	Chafer fabrics,rubberised of nylonnot nylon-6 yarn	20 280	414 280	118 505	2 634 252
5902109100	Tyre cord fabrics of nylon or otherpolyamides of nylon-6 yarn	746 936	10 666 238	3 165 370	50 831 033
5902109900	Tyre cord fabrics of nylon or otherpolyamides of not nylon-6 yarn	555 095	4 551 627	2 737 513	27 584 928
5902202000	Chafer fabrics,rubberised of polyester	23 913	184 186	130 873	1 227 975
5902209100	Tyre cord fbrcs of polyester,containingcotton	4 284	491 159	70 386	2 554 429
5902209900	Tyre cord fbrcs of polyester, notcontaining cotton	450 194	7 191 467	1 944 984	32 025 501
5902901000	Chafer fabrics,rubberised of viscoserayon	0	49	0	3 465
5902909000	Other cord fabrics of high tenacity yarnof viscoserayon	6 211	60 330	76 363	688 126
5903100000	Textile fbrcs impregnated,coated,coveredwith polyvinyl chloride, r	3 257 194	29 810 217	4 412 907	43 714 761
5903200000	Textile fbrcs impregnated,coated,coveredwith polyurethane, not E	1 589 468	17 691 518	12 998 352	145 453 676
5903900010	Canvas type fabrics impregnated,coated,covered with nylon,polya	213 983	2 045 663	1 773 218	19 546 505
5903900090	Other textile fabrics impregnated,coated,covered with plastics, no	434 504	4 542 401	3 931 379	42 498 347
5904100000	Linoleum	39 281	61 643	152 133	266 203
5904900000	Floor coverings consist of a coating orcovering on a textile backing	3 332	228 432	26 242	975 396

**I.3. IMPOR MENURUT KOMODITI / IMPORT BY HS COMMODITY**  
**\*\*\* NOVEMBER/NOVEMBER 2012 \*\*\***

HS	Uraian Komoditi Commodity Description	Berat Bersih / Net Weight (Kg)		Nilai / Value C.I.F (US\$)	
		Bulan ini Current Month	Kumulatif Cum.Jan. to date	Bulan ini Current Month	Kumulatif Cum.Jan. to date
5905009000	Textile wall coverings oth thn of wol/fine/coarseanimal hair	1 186	7 298	20 914	62 159
5906100000	Adhesive tape of a width <= 20cm, otherthan of heading 5902	59 668	561 050	804 250	7 577 899
5906910000	Other rubberised textile fabrics,knitted/crocheted, not heading 59	129 532	892 901	758 892	5 781 887
5906991000	Rubberised sheeting for hospital use,notknitted/crocheted, not he	107	9 525	985	65 148
5906999000	Other rubberised textile fabrics, notknitted/crocheted, not headin	31 405	814 103	404 675	4 498 939
5907001000	Fabrics impregnated,coated,covered withoil of oil-based preparati	1 209	3 292	7 040	41 137
5907003000	Textile fbrcs impregnated,coated,coveredwith fire resistant chemi	855	22 011	15 835	135 301
5907004000	Fabrics impregnated,coated,covered withflock velvet/flock textile	30 524	185 821	170 004	861 474
5907005000	Fabrics impregnated,coated,covered withwax, tar, bitumen or sim	631	1 342	4 353	9 228
5907006000	Fabrics impregnated,coated,covered withother substances	1 360	9 039	21 614	127 095
5907009000	Painted canvas being thetrical scenery,studio back-cloths or the lik	9 002	45 755	114 059	936 890
5908001000	Wicks; incandescent gas mantles	9	8 719	415	48 812
5908009000	Tubular knitted gas mantle fabricstherefor	0	1 380	0	23 813
5909001000	Fire hoses	55 028	476 172	337 640	2 587 543
5909009000	Textile hosepipng & similar textiletubing other than fire hoses	15 841	549 942	209 833	1 039 455
5910000000	Transmission or conveyors belts orbeltng, of textile material	31 128	372 491	511 464	7 708 131
5911100000	Textile fabrics, felt & felt-lined woven for card clothing or technica	653 881	6 392 346	6 891 617	65 681 194
5911200000	Bolting cloth	2 056	60 119	55 249	678 644
5911310000	Textile fabrics & felts used in paper-making machines; weighing <	2 520	61 426	605 407	9 977 039
5911320000	Textile fabrics & felts used in paper-making machines; weighing >=	75 929	696 929	4 120 576	37 044 990
5911400000	Straining cloth of a kind used in oil or the like including that of hun	6 328	89 946	105 283	1 356 507
5911901000	Gaskets and seals	1 745	72 086	77 451	744 555
5911909000	Other Textile products and articles fortechnical uses	532 777	3 867 162	2 755 523	18 985 823
6001100010	Long pile fabrics, unbleached, notmercerised, knitted/crocheted	106	116 089	982	759 169
6001100090	Long pile fabrics, bleached, mercerised,knitted/crocheted	32 447	647 400	159 875	4 903 607
6001210000	Looped pile fabrics of cotton, knitted/crocheted	117 616	1 070 443	1 079 982	9 182 052
6001220000	Looped pile fabric of man made fibres,knitted/crocheted	29 223	1 078 692	255 467	7 830 714
6001290000	Looped pile fabric of oth textile materiknitted/crocheted	36 722	296 255	331 173	2 521 702
6001910000	Other pile fabrics, of cotton, knitted/crocheted	48 911	846 733	353 743	4 762 440
6001922000	Pile fabrics of 100% polyester staplefibres, 63,5mm_width_76,2m	147 771	2 458 602	1 526 761	23 562 502
6001923010	Other pile fabrics, of man made fibres,cont elastomeric/rubber ya	64	2 664	1 332	28 948
6001923090	Other pile fabrics, of man made fibres,cont elastomeric/rubber ya	93 596	644 770	1 422 149	8 120 305
6001929010	Other pile fabrics, of man made fibres,not cont elstmric/rubber ya	1 948	56 304	26 099	681 981
6001929090	Other pile fabrics, of man made fibres,not cont elstmric/rubber ya	134 578	1 861 993	1 004 386	13 040 662
6001991100	Oth pile fbrcs of oth txtl mtrial contelstmric/rubber yarn,unbleach	0	5 680	0	250 557
6001991900	Oth pile fbrcs of oth txtl mtrial not coelstmric/rubber yarn,unbleac	13 533	66 981	82 234	543 540
6001999100	Oth pile fbrcs of oth txtl mtrial contelstmric/rubber yarn,bleachd,r	4 654	42 920	25 721	1 151 445
6001999900	Oth pile fbrcs of oth txtl mtrial not coelstmric/rubber yarn,bleachc	16 442	650 527	293 687	11 700 726
6002400000	Knitted/crocheted fabrics;elastomeric>5%, width<30cm, not rubb	243 054	4 372 561	2 006 697	25 735 080
6002900000	Knitted/crocheted fabrics;elastomeric>5%, width<30cm, rubber th	2 201 243	21 427 998	20 822 190	201 550 928
6003100000	Knitted/crocheted fabrics of wool/fineanimal hair, width<30cm, n	4	9 577	154	145 023
6003200000	Knitted/crocheted fabrics of cotton,width<30cm, not 6001/6002	356 250	1 107 024	3 287 530	9 407 632
6003300000	Knitted/crocheted fabrics of syntheticfibres, width<30cm, not 600	22 304	418 680	345 095	4 467 646
6003400000	Knitted/crocheted fabrics of artificialfibres, width<30cm, not 6001	64	27 520	3 138	378 141
6003900000	Knitted/crocheted fabrics of oth textilematerials, width<30cm, noi	22 490	270 306	79 987	1 101 769
6004101000	Knitted/croch. fabrics;5%<elastomeric_200%,width>30cm,not rub	951 057	10 601 595	8 167 189	85 664 486
6004109000	Knitted/croch. fabrics;elastomeric>20%,width>30cm,not rubber th	1 457 929	17 843 829	7 154 878	90 771 184
6004900000	Knitted/croch. fabrics;elastomeric>20%,width>30cm,rubber threa	176 916	2 697 335	2 421 886	31 315 794
6005210000	Warp knit fabrics of cotton othe than of heading 6001-6004	28 166	484 458	224 651	3 591 784
6005220000	Dyed warp knit fabrics of cotton othethan of heading 6001-6004	105 560	580 281	878 347	4 659 508
6005230000	Warp knit fabrics of cotton yarn of diffcolor oth than of heading 60	112 692	760 850	1 068 380	6 104 004
6005240000	Printed warp knit fabrics of cotton oththan of heading 6001-6004	77	45 837	487	603 560
6005311000	Wrp knit fbrc,of synthtc,bleach/no, swimwear,of polyester&polybi	34 977	249 514	237 556	2 099 139
6005319000	Wrp knit fbrc,of synthtc,bleach/no, oththn swimwr,of polystr&pol	147 010	2 397 821	1 461 946	23 828 922
6005321000	Warp knit fbrc,of synthtc,dyed, swimwer,of polyester&polybutylk	31 870	311 772	440 162	3 375 529
6005329000	Warp knit fbrc,of synthtc,dyed, oth thn swimwr,of polystr&polyb	253 695	4 305 459	2 800 294	23 910 114
6005331000	Wrp knit fbrc,of synthtc,yarn diff cls, swimwer,of polyester&polyt	3 265	42 646	25 533	449 465
6005339000	Wrp knit fbrc,of synthtc,yarn diff cls, oth thn swimwr,of polystr&f	20 565	220 582	328 186	3 835 960
6005341000	Warp knit fbrc,of synthtc,printed, swimwer,of polyester&polybut	6 864	131 518	96 309	1 368 172
6005349000	Warp knit fbrc,of synthtc,printed, oththn swimwr,of polystr&poly	29 274	160 060	452 905	1 707 646
6005420000	Dyed warp knit fabrics of artifical fibroth than of heading 6001-600	15 839	255 551	204 767	2 903 531
6005430000	Warp knit fbrc of artfcl fbrcs yarn ofdiff cls,oth than of heading 600	35 534	85 626	269 127	641 892
6005440000	Printed warp knit fabrics of artificialoth than of heading 6001-600	0	106	0	453
6005901000	Oth warp knit fabrics of wool/fine anmlhair oth thn of heading 600	402	21 107	3 381	283 603
6005909000	Oth warp knit fabrics oth thn of wool/fine anml oth thn heading 60	36 273	317 994	388 610	3 358 589
6006100000	Other knitted/crocheted fabrics ofwool/fine animal hair	8 270	102 841	3 211	1 088 766
6006210000	Other knitted/crocheted fabrics ofcotton,bleached/no bleached	29 858	695 277	305 567	6 000 554
6006220000	Other knitted/crocheted fabrics ofcotton,dyed	4 592 199	41 704 335	38 032 115	347 034 394
6006230000	Oth knit/crochtd fbrcs of cotton ofyarn of dif color	14 781	162 960	107 993	1 170 658
6006240000	Other knitted/crocheted fabrics ofcotton,printed	54 143	982 589	530 369	9 182 425
6006311000	Oth knit/crochtd fbrcs of nylon fibrmesh ,bleached/no bleached	3 133	44 415	41 038	494 075

**I.3. IMPOR MENURUT KOMODITI / IMPORT BY HS COMMODITY**  
**\*\*\* NOVEMBER/NOVEMBER 2012 \*\*\***

HS	Uraian Komoditi Commodity Description	Berat Bersih / Net Weight (Kg)		Nilai / Value C.I.F (US\$)	
		Bulan ini Current Month	Kumulatif Cum.Jan. to date	Bulan ini Current Month	Kumulatif Cum.Jan. to date
6006312000	Oth knit/crochtdfbrcs of synthtc fibr,elastis, bleached/no bleache	17 337	149 712	174 263	1 489 277
6006319000	Oth knit/crochtdfbrcs of synthtc fibr,oth than nylon&elastis,bleacr	261 846	3 580 788	3 037 025	39 872 498
6006321000	Oth knit/crochtd fbrcs of nylon fibrmesh,dyed	92 277	1 184 847	758 786	10 540 243
6006322000	Oth knit/crochtd fbrcs of synthtc fibr,elastis,dyed	10 106	86 445	112 088	646 777
6006329000	Oth knit/crochtd fbrcs of synthtc fibr,than nylon&elastis,dyed	635 197	6 316 690	6 426 153	61 102 122
6006331000	Oth knit/crochtd fbrcs of synthtc fibr,of yarn of diff colors,elastis	3 419	12 855	18 831	101 086
6006339000	Oth knit/crochtd fbrcs of synthtc fibr,of yarn of diff colors,not elas	22 909	66 126	174 026	507 935
6006341000	Oth knit/crochtd fbrcs of synthtc fibr,printed,elastis	8 737	93 171	94 057	610 767
6006349000	Oth knit/crochtd fbrcs of synthtc fibr,printed,not elastis	13 699	163 432	313 931	2 358 167
6006411000	Oth knit/crochtd fbrcs of artificialfibr, elastis,bleached/no bleache	8 678	14 579	71 847	120 931
6006419000	Oth knit/crochtd fbrcs of artificialfibr, not elastis,bleached/no blea	0	1 114	0	15 561
6006421000	Oth knit/crochtd fbrcs of artificialfibr, elastis,dyed	8 349	204 699	97 303	2 059 978
6006429000	Oth knit/crochtd fbrcs of artificialfibr, not elastis,dyed	63 546	1 080 819	548 404	8 191 634
6006431000	Oth knit/crochtd fbrcs of artificialfibr of yarn of diff colors,elastis	288	1 899	2 631	13 534
6006439000	Oth knit/crochtd fbrcs of artificialfibr of yarn of diff colors,not elas	880	7 929	5 763	84 085
6006441000	Oth knit/crochtd fbrcs of artificialfibr, printed,elastis	29	8 753	447	168 700
6006449000	Oth knit/crochtd fbrcs of artificialfibr, printed,not elastis	14	3 311	119	17 338
6006900000	Other knitted/crocheted fabrics ofother material	878 603	8 788 784	6 987 763	70 089 761
6101200000	Men's/boy's ovr coats,car coat,capes,knittd/crochtd of cotton	5 569	646 848	55 150	5 844 005
6101300000	Men's/boy's ovr coats,car coat,capes,knittd/crochtd of man-made	1 916	7 683	45 925	236 992
6101900000	Men's/boy's ovr coats,car coat,capes,knittd/crochtd of oth textile	5 591	9 505	26 823	88 508
6102100000	Women's/girl's ovr coats,car coat,capes,knittd/crochtd of wool/fir	24 215	51 716	312 577	729 613
6102200000	Women's/girl's ovr coats,car coat,capes,knittd/crochtd of cotton	209	7 399	11 390	148 020
6102300000	Women's/girl's ovr coats,car coat,capes,knittd/crochtd of man-ma	2 708	5 188	42 276	151 647
6102900000	Women's/girl's ovr coats,car coat,capes,knittd/crochtd of oth text	53	3 264	977	49 623
6103100000	Men's/boy's suits knitted/crocheted	3 005	5 995	7 691	45 191
6103220000	Men's/boy's ensembles of cotton,knitted/crocheted	9 313	31 898	15 873	83 657
6103230000	Men's/boy's ensembles of synthtc fibr,knitted/crocheted	4 330	4 685	8 684	18 138
6103290000	Men's/boy's ensembles of oth textilematerial, knitted/crocheted	314	1 178	3 114	19 982
6103310000	Men's/boy's jackets&blazers of wool/fine animal hair, knitted/cro	0	28	0	4 474
6103320000	Men's/boy's jackets&blazers of cotton,knitted/crocheted	13 917	29 377	41 003	263 572
6103330000	Men's/boy's jackets&blazers of synthtcfibres, knitted/crocheted	388	22 511	24 714	585 003
6103390010	Men's/boy's jackets&blazers of rami,linen or silk, knitted/crochete	18 564	41 375	99 232	440 617
6103390090	Men's/boy's jackets&blazers of othertextile materials, knitted/cro	1 081	2 513	6 338	87 206
6103410000	Men's/boy's trousers, breeches&shortsof wool/fine animal hair, kni	0	34	0	1 379
6103420000	Men's/boy's trousers, breeches&shortsof cotton, knitted/crochete	955	35 356	29 100	1 289 666
6103430000	Men's/boy's trousers, breeches&shortsof synthtc fibres, knitted/cr	1 296	33 444	42 090	1 340 104
6103490000	Men's/boy's trousers, breeches&shortsof oth textile material, knit	5	5 181	52	61 311
6104130000	Women's/girl's suits of synthtc fibr,knitted/crocheted	9 986	59 829	28 174	144 531
6104192000	Women's/girl's suits of cotton,knitted/crocheted	29 377	173 087	63 298	456 792
6104199000	Women's/girl's suits of oth textilematerial, knitted/crocheted	74	1 237	3 118	53 062
6104220000	Women's/girl's ensembles of cotton,knitted/crocheted	97	297	2 482	3 128
6104230000	Women's/girl's ensembles of synthtcfibres,knitted/crocheted	0	6	0	211
6104290000	Women's/girl's ensembles, of othertextile materials,knitted/croch	1	47	5	2 161
6104310000	Women's/girl's jackets&blazers of wool/fine animal hair, knitted/c	0	109	0	29 235
6104320000	Women's/girl's jackets&blazers ofcotton, knitted/crocheted	48 246	99 827	111 429	401 586
6104330000	Women's/girl's jackets&blazers ofsynthetic fibres, knitted/crochet	549	23 971	24 975	300 308
6104390000	Women's/girl's jackets&blazers of othtextile materials, knitted/crc	173	2 125	9 937	99 975
6104410000	Women's/girl's dresses of wool/fineanimal hair, knitted/crochete	59	328	15 890	55 506
6104420000	Women's/girl's dressed of cotton,knitted/crocheted	196 456	889 136	461 980	2 890 693
6104430000	Women's/girl's dressed of syntheticfibres, knitted/crocheted	79 246	573 909	443 666	3 105 142
6104440000	Women's/girl's dressed of artificialfibres, knitted/crocheted	2 494	28 703	118 014	1 262 481
6104490000	Women's/girl's dresses of othertextile materials, knitted/crochete	201	17 430	18 195	292 001
6104510000	Women's/girl's skirts&divided skirtsof wool/fine animal hair, knitt	0	6	0	575
6104520000	Women's/girl's skirts&divided skirtsof cotton, knitted/crocheted	23 280	86 863	70 275	368 771
6104530000	Women's/girl's skirts&divided skirtsof synthetic fibres, knitted/cro	12 639	86 035	97 611	561 615
6104590000	Women's/girl's skirts&divided skirtsof oth textile material, knittd/c	2 100	44 468	28 744	576 149
6104610000	Women's/girl's trousers, breeches&shorts of fine animal hair,knitt	0	25	0	2 820
6104620000	Women's/girl's trousers, breeches&shorts of cotton, knitted/croch	127 189	1 180 953	329 717	3 474 648
6104630000	Women's/girl's trousers, breeches&shorts of synthtc fibres, knittd,	117 679	895 624	331 433	2 759 654
6104690000	Women's/girl's trousers, breeches&shorts of oth textile mtrial, kni	1 300	18 313	62 160	478 245
6105100000	Men's/boy's shirts of cotton, knitted/crocheted	248 390	2 272 050	1 101 934	12 458 529
6105200010	Men's/boy's shirts of synthetic man-made fibres, knitted/crochete	1 732	41 002	112 052	1 783 498
6105200090	Men's/boy's shirts of artificial man-made fibres, knitted/crochete	52	708	1 589	32 632
6105900000	Men's/boy's shirts of other textilematerials fibres, knitted/crochet	48 650	74 499	227 802	471 131
6106100000	Women's/girl's blous,shirt&shirt blousof cotton, knitted/crochete	432 289	2 153 775	1 104 250	10 456 489
6106200000	Women's/girl's blous,shirt&shirt blousof man-made fibres, knitted	221 584	1 548 622	1 304 367	11 950 653
6106900000	Women's/girl's blous,shirt&shirt blousof oth textile material, knitt	111 829	503 612	547 504	2 939 862
6107110000	Men's/boy's underpants & briefs ofcotton, knitted/crocheted	26 671	165 642	193 183	1 934 839
6107120000	Men's/boy's underpants & briefs ofman-made fibres, knitted/croc	7 491	36 304	33 618	419 070
6107190000	Men's/boy's underpants & briefs ofoth textile material, knitted/cr	39	2 744	2 194	105 035

**I.3. IMPOR MENURUT KOMODITI / IMPORT BY HS COMMODITY**  
**\*\*\* NOVEMBER/NOVEMBER 2012 \*\*\***

HS	Uraian Komoditi Commodity Description	Berat Bersih / Net Weight (Kg)		Nilai / Value C.I.F (US\$)	
		Bulan ini Current Month	Kumulatif Cum.Jan. to date	Bulan ini Current Month	Kumulatif Cum.Jan. to date
6107210000	Men's/boy's nightshirts & pyjamas of cotton, knitted/crocheted	34 189	70 943	67 789	301 943
6107220000	Men's/boy's nightshirts & pyjamas of man-made fibres, knitted/crc	2 093	9 026	8 073	40 084
6107290000	Men's/boy's nightshirts & pyjamas of oth textile material, knitted/c	10	3 859	47	16 017
6107910000	Men's/boy's bathrobes, dressing gowns of cotton, knitted/crochet	0	187	0	3 653
6107990000	Men's/boy's bathrobes, dressing gowns of oth textile materials, kr	545	7 563	7 965	47 753
6108110000	Women's/girl's slips & petticoats of man-made fibres, knitted/croch	318	1 511	17 378	81 806
6108192000	Women's/girl's slips & petticoats of wool/fine animal hair, knitted/c	0	2 610	0	31 948
6108193000	Women's/girl's slips & petticoats of cotton, knitted/crocheted	23	155	99	5 505
6108199010	Women's/girl's slips & petticoats of silk, knitted/croched	0	1	0	3
6108199090	Women's/girl's slips & petticoats of oth textile materials, knitted/c	597	929	25 519	35 817
6108210000	Women's/girl's briefs & panties of cotton, knitted/crocheted	196 294	2 194 678	392 650	5 369 308
6108220000	Women's/girl's briefs & panties of man-made fibres, knitted/croch	44 712	368 589	134 070	1 490 246
6108290000	Women's/girl's briefs & panties of oth textile materials, knitted/crc	428	16 426	18 009	149 930
6108310000	Women's/girl's nightdresses & pyjamas of cotton, knitted/crochete	90 224	318 883	218 925	1 001 590
6108320000	Women's/girl's nightdresses & pyjamas of man-made fibres, knitte	5 207	47 916	17 785	218 169
6108390000	Women's/girl's nightdresses & pyjamas of oth textile materials, kn	389	7 129	4 130	115 272
6108910000	Women's/girl's negliges, bathrobes, dressgowns of cotton, knitted/	1 792	5 249	16 721	71 639
6108920000	Women's/girl's negliges, bathrobes, dressgowns of man-made fibr,	58	9 741	5 649	110 628
6108990000	Women's/girl's negliges, bathrobes, dressgown of oth textile matrl,	0	2 112	0	39 886
6109101000	T-shirts, singlet & oth vests of cotton, knitted/crocheted for men/bc	121 453	903 751	1 060 183	10 495 202
6109102000	T-shirts, singlet & oth vests of cotton, knitted/crocheted for women	116 733	939 491	789 923	9 383 042
6109901000	T-shirts, singlet & oth vests of rami, linen, silk, knitted/crochtd for mer	41	2 698	1 722	135 237
6109902000	T-shirts, singlet & oth vests of oth txtile materials, knitted/croch for l	31 186	257 861	378 200	5 348 522
6109903000	T-shirts, singlet & oth vests of oth txtile materials, knitted/croch for w	20 308	223 584	439 363	4 281 018
6110110000	Jerseys, pullovers, cardigans, waistcoat of wool, knitted/crocheted	729	44 631	62 910	1 104 698
6110120000	Jerseys, pullovers, cardigans, waistcoat of kashmir goats, knitted/crc	3	2 296	1 503	84 243
6110190000	Jerseys, pullovers, cardigans, waistcoat of oth wool/fine animal hair	5 446	25 535	46 220	268 347
6110200000	Jerseys, pullovers, cardigans, waistcoat of cotton, knitted/crocheted	29 726	235 826	461 598	4 908 070
6110300000	Jerseys, pullovers, cardigans, waistcoat of man-made fibres, knitted/	31 050	123 347	626 602	4 472 558
6110900000	Jerseys, pullovers, cardigans, waistcoat of other textile materials, kni	1 734	108 524	45 563	1 477 063
6111200000	Babies garment & clothing accessories of cotton, knitted/crocheted	20 423	168 627	429 026	2 857 569
6111300000	Babies garment & clothing accessories of synthtc fibres, knitted/cro	11 142	87 567	38 805	254 351
6111900000	Babies garment & clothing accessories of oth textile material, knitte	1 725	66 750	1 636	711 085
6112110000	Track suits of cotton knitted/crocheted	1	41	16	1 220
6112120000	Track suits of synthetic fibres knitted/crocheted	93	593	4 253	17 401
6112190000	Track suits of other textile materials, knitted/crocheted	0	10	0	189
6112200000	Ski suits, knitted/crocheted	0	2	0	105
6112310000	Men's/boy's swimwear of synthetic fibres, knitted/crocheted	376	11 689	20 567	548 357
6112390000	Men's/boy's swimwear of oth textile materials, knitted/crocheted	0	497	0	22 694
6112410000	Women's/girl's swimwear of synthetic fibres, knitted/crocheted	3 623	38 007	148 252	1 738 925
6112490000	Women's/girl's swimwear of oth textile materials, knitted/crochete	94	3 103	3 856	49 054
6113001000	Divers' suits, made up of knitt/cochet, fabrics of heading 5903, 590	0	1 365	0	45 384
6113003000	Garment for protection from fire made-up of knitt/cochet, head 59	0	1 557	0	18 243
6113004000	Oth protective work garment made-up of knitt/cochet, head 5903;	2 723	29 595	17 546	127 845
6113009000	Oth garment, made up of knitt/crochet fabrics of heading 5903, 590	3 334	61 900	51 397	714 642
6114200000	Oth garments of cotton, knitted/crocheted	3 914	13 136	69 139	315 221
6114302000	Oth garment for protection from fire of man-made fibres, knitted/c	92	144	500	4 696
6114309000	Oth garments of man-made fibres, knitted/crocheted	712	11 988	14 911	719 378
6114900000	Oth garments of oth textile materials, knitted/crocheted	5 643	34 949	66 941	292 466
6115101000	Stockings for varises veins of synthtic fibres, knitted/crocheted	0	32	0	2 128
6115109000	Oth graduated compression hosiery, knitted/crocheted	3 123	16 897	23 123	123 589
6115210000	Oth panty hose & tights of synthetic fibr, single yarn <67 decitex, knit	56	1 701	1 664	30 293
6115220000	Oth panty hose & tights of synthetic fibr, single yarn <67/>67 decite	175	13 937	8 663	174 659
6115291000	Oth panty hose & tights of cotton, knitted/crocheted	3 106	22 052	4 439	78 804
6115299000	Oth panty hose & tights of oth textile materials, knitted/crocheted	2 284	31 048	15 296	206 243
6115301000	Oth women's full-length, knee-length hosiery of cotton, single yarn	0	10	0	288
6115309000	Oth women's full-length, knee-length hosiery of not cotton, single y;	5 833	12 791	4 994	177 140
6115940000	Footwear without applied soles of wool/fine animal hair, knitted/c	50	529	2 204	19 726
6115950000	Footwear without applied soles of cotton, knitted/crocheted	7 492	67 761	108 296	1 281 691
6115960000	Footwear without applied soles of synthetic fibres, knitted/crochet	14 833	244 160	85 867	1 500 054
6115990000	Footwear without applied soles of oth textile material, knitted/cro	38	6 217	887	117 427
6116101000	Divers' gloves, impregnated coated plastics/rubbers, knit/croch	7	6 461	438	78 123
6116109000	Gloves, mittens, mitts, impregnated coated plastics/rubbers, knit/cr	10 028	128 326	124 005	1 466 342
6116910000	Gloves, mittens, of wool/fine animal hair not impregn coated plastic	28	16 922	1 237	74 613
6116920000	Gloves, mittens, of cotton not impregn coated plastics/rubbers, knit	1	63 182	11	112 403
6116930010	Divers' gloves of synthetic fibres not impregn coated plastics/rubb	4	5 577	76	43 317
6116930090	Gloves, mittens, of synthetic fibres not impregn coated plastics/rubl	609	53 863	9 770	548 083
6116990000	Gloves, mittens, of oth textile materials not impregn coated plastics	158	1 047	244	11 804
6117101000	Shawls, scarves, mufflers, mantillas & the like of cotton, knitted/cro	4 787	9 009	61 334	121 972
6117109000	Shawls, scarves, mufflers, mantillas & the like of not cotton, knitted/cr	2 530	58 815	40 561	775 224
6117801100	Ties, bow ties & cravats of wool/fine animal hair, knitted/crochete	0	555	0	5 981



**I.3. IMPOR MENURUT KOMODITI / IMPORT BY HS COMMODITY**  
**\*\*\* NOVEMBER/NOVEMBER 2012 \*\*\***

HS	Uraian Komoditi Commodity Description	Berat Bersih / Net Weight (Kg)		Nilai / Value C.I.F (US\$)	
		Bulan ini Current Month	Kumulatif Cum.Jan. to date	Bulan ini Current Month	Kumulatif Cum.Jan. to date
6117801900	Ties, bow ties & cravats of oth than wool/fine animal hair, knitted/	4 395	23 000	82 278	497 727
6117802000	Wrist band, knee band/ anide band knitted/crocheted	506	41 674	26 002	574 354
6117809000	Other clothing accessories, knitted/crocheted	21 951	249 319	271 351	3 411 344
6117900000	Other parts of garment, knitted/crocheted	39 281	758 931	462 763	7 811 090
6201110000	Men's/boy's ovr coats, car coat, capes of wool/fine animal hair oth t	503	2 567	33 482	154 916
6201120000	Men's/boy's ovr coats, car coat, capes of cotton oth than of heading	163	3 407	9 154	139 485
6201130000	Men's/boy's ovr coats, car coat, capes of man-made fibr oth than of	257	75 780	14 138	517 333
6201190010	Men's/boy's ovr coats, car coat, capes of silk oth than of heading 62	15	22	391	1 066
6201190090	Men's/boy's ovr coats, car coat, capes of oth textl matrl oth thn of h	28 864	91 642	866 821	1 386 064
6201910000	Men's/boys' wind-cheaters, wind-jackets of wool/fne animl hair oth	113	243	4 993	15 373
6201920000	Men's/boys' wind-cheaters, wind-jackets of cotton oth than of heac	1 322	21 071	26 438	444 043
6201930000	Men's/boys' wind-cheaters, wind-jackets of man-made fibr oth thn	7 960	108 832	83 785	1 325 297
6201990010	Men's/boys' wind-cheaters, wind-jackets of silk oth than of heading	461	511	1 509	2 854
6201990020	Men's/boys' wind-cheaters, wind-jackets of rami oth than of headir	0	2 496	0	61 940
6201990090	Men's/boys' wind-cheaters, wind-jackets of oth textl matrl oth thn	7 212	48 192	35 373	1 094 195
6202110000	Women's/girl's ovr coats, car coat, capes of wool/fne animl hair oth	1 256	4 980	99 648	415 641
6202120000	Women's/girl's ovr coats, car coat, capes of cotton oth than of head	1 717	7 465	13 786	360 415
6202130000	Women's/girl's ovr coats, car coat, capes of man-made fibr oth thn	1 578	12 970	96 597	586 522
6202190010	Women's/girl's ovr coats, car coat, capes of silk oth than of heading	0	216	0	5 482
6202190090	Women's/girl's ovr coats, car coat, capes of oth textl matrl oth thn c	1 963	3 856	12 134	39 345
6202910000	Women's/girl's wind-cheaters, wind-jacket of wool/fne animl hair o	284	493	11 319	43 306
6202920000	Women's/girl's wind-cheaters, wind-jacket of cotton oth than of he	1 654	10 940	38 426	439 288
6202930000	Women's/girl's wind-cheaters, wind-jacket of man-made fibr oth th	11 871	27 450	107 936	608 424
6202990010	Women's/girl's wind-cheaters, wind-jacket of silk oth than of headi	0	12	0	2 736
6202990090	Women's/girl's wind-cheaters, wind-jacket of oth textl matrl oth th	40	1 902	16 967	74 461
6203110000	Men's/boy's suits of wool/fine animal hair, not knitted/crocheted	21	6 363	1 479	95 866
6203120000	Men's/boy's suits of synthetic fibres, not knitted/crocheted	317	5 353	750	130 404
6203191010	Men's/boy's suits of cotton, printed by traditional batik process, no	0	478	0	1 172
6203191090	Men's/boy's suits of cotton, not printed by trdional batik process, i	22 060	36 801	105 277	168 489
6203199011	Men's/boy's suits of silk, printed by traditional batik process, not kr	0	22	0	887
6203199090	Men's/boy's suits of other textile mater not knitted/crocheted	1 684	9 035	66 992	98 155
6203220010	Men's/boy's ensembles of cotton, printed by trdional batik proces	0	3	0	288
6203220090	Men's/boy's ensembles of cotton, not printed by trdional batik prc	0	75	0	7 110
6203230000	Men's/boy's ensembles of synthetic fibres, not knitted/crocheted	284	1 056	1 327	5 395
6203291000	Men's/boy's ensembles of wool/fine animal hair, not knitted/croch	0	5	0	1 468
6203299000	Men's/boy's ensembles of other textile material, not knitted/croch	1	502	20	770
6203310000	Men's/boy's jackets & blazers of wool/fine animal hair, not knitted/	772	13 399	53 749	568 319
6203320010	Men's/boy's jackets & blazers of cotton, printed by trdional batik pi	0	20	0	817
6203320090	Men's/boy's jackets & blazers of cotton, not printed by trdional bat	21 083	127 559	84 273	929 699
6203330000	Men's/boy's jackets & blazers of synthtcfibres, not knitted/crochete	21 403	202 848	185 615	1 766 138
6203390000	Men's/boy's jackets & blazers of other textile material, not knitt/crc	1 066	12 547	9 443	346 785
6203410000	Men's/boy's trousers, breeches & shortsof wool/fine animal hair, nc	344	4 968	21 806	340 893
6203421000	Men's/boy's bib & brace overalls of cotton, not knitted/crocheted	229	1 766	343	26 239
6203429000	Men's/boy's trousers, breeches & shortsof cotton, not knitted/croc	195 799	2 983 074	1 862 037	20 362 886
6203430000	Men's/boy's trousers, breeches & shortsof synthtcfibres, not knitt/c	14 810	107 649	478 002	3 828 346
6203490010	Men's/boy's trousers, breeches & shortsof silk, not knitted/crochet	61	254	797	8 933
6203490090	Men's/boy's trousers, breeches & shortsof oth textile material, not l	5 536	42 486	23 492	591 261
6204110000	Women's/girl's suits of wool/fine animal hair, not knitted/crochete	95	118	4 974	6 684
6204120090	Female's suits of cotton, not printed by traditional batik process	9 191	113 605	21 622	317 306
6204130000	Female's suits of synthetic fibres	10 881	29 281	23 340	80 310
6204190019	Female's suits of silk, not printed by traditional batik process	0	10	0	570
6204190090	Female's suits of oth textiles, not silk	361	80 459	2 639	145 376
6204210000	Female's ensembles of wool/fine animal hair	0	5	0	1 486
6204220010	Female's ensembles of cotton, printed by traditional batik process	0	17	0	1 765
6204220090	Female's ensembles of cotton, not printed by traditional batik proce	0	65	0	1 516
6204230000	Female's ensembles of synthetic fibres	21	1 078	589	4 060
6204290090	Female's ensembles of other textiles, not silk	3	9	751	1 207
6204310000	Female's jackets & blazers of wool/fine animal hair	159	1 008	23 631	159 092
6204320010	Female's jackets & blazers of cotton, printed by traditional batik prc	0	2	0	425
6204320090	Female's jackets & blazers of cotton, not printed by traditional bati	13 443	53 888	93 380	1 411 170
6204330000	Female's jackets & blazers of synthetic fibres	3 679	111 874	85 827	1 646 544
6204390011	Female's jackets and blazers of silk, printed by traditional batik pro	0	43	0	7 054
6204390019	Female's jackets and blazers of silk, not printed by traditional batik	8	621	1 541	22 278
6204390090	Oth female's jackets and blazers of oth textiles, not silk	210	9 928	16 493	662 462
6204410000	Female's dresses of wool/fine animal hair	115	452	8 376	42 429
6204420010	Female's dresses of cotton, printed by traditional batik process	0	783	0	33 222
6204420090	Female's dresses of cotton, not printed by traditional batik process	63 985	778 007	238 859	3 476 867
6204430000	Female's dresses of synthetic fibres	71 166	427 739	636 545	5 506 681
6204440000	Female's dresses of artificial fibres	2 694	36 320	179 522	2 010 344
6204490011	Female's dresses of silk, printed by traditional batik process	0	47	0	5 698
6204490019	Female's dresses of silk, not printed by traditional batik process	243	3 025	34 449	450 415

**I.3. IMPOR MENURUT KOMODITI / IMPORT BY HS COMMODITY**  
**\*\*\* NOVEMBER/NOVEMBER 2012 \*\*\***

HS	Uraian Komoditi Commodity Description	Berat Bersih / Net Weight (Kg)		Nilai / Value C.I.F (US\$)	
		Bulan ini Current Month	Kumulatif Cum.Jan. to date	Bulan ini Current Month	Kumulatif Cum.Jan. to date
6204490090	Female's dresses of oth textiles, not silk and not by traditional batik	6 712	27 947	49 093	546 735
6204510000	Female's skirts & divided skirts of wool/fine animal hair	84	163	12 394	34 224
6204520010	Female's skirts & divided skirts of cotton, printed by traditional batik	0	84	0	4 645
6204520090	Female's skirts & divided skirts of cotton, not by traditional batik process	38 354	178 185	146 291	1 308 556
6204530000	Female's skirts & divided skirts of synthetic fibres	17 177	95 681	137 676	1 725 262
6204590011	Female's skirts & divided skirts of silk, printed by traditional batik process	0	4	0	1 541
6204590019	Female's skirts & divided skirts of silk, not by traditional batik process	16	91	2 627	37 810
6204590090	Female's skirts & divided skirts of other textiles, not silk	314	6 660	17 556	369 756
6204610000	Female's trousers/bib and brace overall/breeches/shorts of wool/fine animal hair	36	580	8 206	95 933
6204620000	Female's trousers/bib and brace overall/breeches/shorts of cotton	154 895	1 486 926	1 565 133	16 624 212
6204630010	Female's trousers/shorts/etc of synthetic fibres for clothing aviator	6 120	10 023	29 355	36 317
6204630090	Female's trousers/shorts/etc of synthetic fibres not for clothing aviator	16 877	141 448	290 109	2 221 982
6204690000	Female's trousers/shorts/etc of other wool or fine animal hair and cotton	30 985	464 857	237 854	2 718 978
6205200010	Male's shirts of cotton, printed by traditional batik process	121	5 837	3 337	101 086
6205200090	Male's shirts of cotton, not printed by traditional batik process	55 851	399 943	1 049 677	9 606 907
6205300000	Male's shirts of man-made fibres	8 135	23 862	77 606	557 526
6205901000	Male's shirts of other textiles of wool or fine animal hair	0	645	0	20 368
6205909019	Male's shirts of silk, not printed by traditional batik process	1	71	3	700
6205909090	Male's shirts of other wool or fine animal hair, not silk	125	23 031	3 929	505 853
6206100010	Female's blouses/shirts/shirt blouses of silk/waste, by traditional batik process	0	143	0	6 858
6206100090	Female's blouses/shirts/shirt blouses of silk/waste, not by traditional batik process	770	10 571	91 522	1 052 664
6206200000	Female's blouses/shirts/shirt blouses of wool/fine animal hair	0	47	0	3 487
6206300010	Female's blouses/shirts/shirt blouses of cotton, by traditional batik process	16	884	106	32 310
6206300090	Female's blouses/shirts/shirt blouses of cotton, not by traditional batik process	152 779	791 904	784 345	6 916 131
6206400000	Female's blouses/shirts/shirt blouses of man-made fibres	54 737	381 191	891 599	8 339 269
6206900000	Female's blouses/shirts/shirt blouses of other textiles	37 814	728 859	238 928	4 909 631
6207110000	Male's underpants & briefs of cotton	172	3 565	12 158	148 828
6207190000	Male's underpants & briefs of other textiles, not cotton	488	7 992	5 478	70 931
6207210010	Male's nightshirts & pyjamas of cotton, printed by traditional batik process	0	2	0	74
6207210090	Male's nightshirts & pyjamas of cotton, not printed by traditional batik process	6 736	10 623	15 620	58 774
6207220000	Male's nightshirts & pyjamas of man-made fibres	0	213	0	8 415
6207290090	Male's nightshirts & pyjamas of other textiles, not silk & cotton	0	110	0	1 632
6207910000	Male's wear, not underpants/briefs/nightshirts/pyjamas of cotton	2 121	3 083	6 904	15 180
6207991000	Male's wear, not underpants/briefs/nightshirts/pyjamas of man-made fibres	1	377	3	8 414
6207999000	Male's wear, not underpants/briefs/nightshirts/pyjamas of other textiles	1	194	2	7 189
6208110000	Female's slippers & petticoats of man-made fibres	2	74	60	1 522
6208190000	Female's slippers & petticoats of other textiles	0	904	0	3 500
6208210010	Female's nightdresses & pajamas of cotton, by traditional batik process	0	107	0	3 532
6208210090	Female's nightdresses & pajamas of cotton, not by traditional batik process	10 647	39 305	28 316	124 149
6208220000	Female's nightdresses & pajamas of man-made fibres	102	10 521	3 773	58 669
6208290090	Female's nightdresses & pajamas, not cotton & other textiles	0	21 001	0	66 909
6208910011	Female's negligees of cotton printed by traditional batik process	0	45	0	1 537
6208910019	Female's negligees of cotton not printed by traditional batik process	0	2 064	0	5 330
6208910090	Other female's negligees of cotton	2 635	26 318	6 907	122 051
6208920011	Female's negligees of man-made fibres, printed by traditional batik process	0	45	0	1 177
6208920019	Female's negligees of man-made fibres, not printed by traditional batik process	901	2 042	1 758	6 377
6208920090	Other female's wear of cotton, not negligees	2 409	10 841	7 791	51 066
6208999000	Female's wear of other textiles, not wool or fine animal hair	0	3 715	0	19 552
6209203000	Babies' t-shirts, shirts, pajamas, same items of cotton	1 512	20 048	12 938	376 583
6209209010	Babies' suits, pants and same items of cotton, not t-shirts/shirts/pajamas	12 271	49 367	131 021	800 111
6209209090	Other babies' suits, pants and same items of cotton, not t-shirts/shirts/pajamas	25 747	48 020	77 114	327 678
6209301000	Babies' suits, pants & same items of synthetic fibres	41	13 151	702	135 353
6209303000	Babies' t-shirts, shirts, pajama, & same items of synthetic fibres	118	2 364	2 696	44 526
6209304000	Babies' clothing accessories of synthetic fibres	141	2 094	2 586	54 866
6209309000	Babies' garments of synthetic fibres, not suits/pants/t-shirts/shirts/pajamas	3 621	69 975	43 271	699 513
6209900000	Babies' garments & clothing accessories of other textiles, not cotton/synthetic fibres	1 479	3 616	1 880	56 542
6210101100	Work protective garment of chemicals/radiation/fire from fabrics of cotton	3	14 336	127	232 938
6210101900	Work protective garment of other hazardous substances from fabrics of 56	159	4 885	23 110	47 700
6210109000	Garment from fabric 5602/5603, not for work protective	61	13 092	700	406 697
6210202000	Other garment of subhead 620111-620119, protective work from fire	0	9 393	0	231 066
6210204000	Other garment of subhead 620111-620119, of other protective work	191	1 234	1 467	25 510
6210209000	Other garment of subhead 620111-620119, for protective work from chemicals	89	1 559	883	32 048
6210304000	Other garment of subhead 620211-620219, of other protective work	0	57	0	1 222
6210309000	Other garment of subhead 620211-620219, for protective work from chemicals	183	19 478	3 500	269 441
6210401000	Other male garment of 5602/03;5903/06/07 for protective work from fire	2	153	184	13 007
6210402000	Other male garment of 5602/03;5903/06/07 for protective work from chemicals	5	53	405	3 061
6210409000	Other male garment of 5602/03;5903/06/07 for protective work from other textiles	1 199	12 978	66 103	820 896
6210501000	Other female garment of 5602/03;5903/06/07 for protective work from fire	5	1 460	123	66 579
6210502000	Other female garment of 5602/03;5903/06/07 for protective work from chemicals	0	2	0	176
6210509000	Other female garment of 5602/03;5903/06/07 for protective work from other textiles	2 028	19 569	69 246	603 893
6211110000	Male's swimwear	3 433	29 313	114 916	1 090 233

**I.3. IMPOR MENURUT KOMODITI / IMPORT BY HS COMMODITY**  
**\*\*\* NOVEMBER/NOVEMBER 2012 \*\*\***

HS	Uraian Komoditi Commodity Description	Berat Bersih / Net Weight (Kg)		Nilai / Value C.I.F (US\$)	
		Bulan ini Current Month	Kumulatif Cum.Jan. to date	Bulan ini Current Month	Kumulatif Cum.Jan. to date
6211120000	Female's swimwear	13 177	16 762	180 688	353 679
6211200000	Garments ski suits for male and female	0	5	0	415
6211321000	Oth male's garments of cotton forrencing/wrestling	0	167	0	12 670
6211329000	Oth male's garments of cotton not forrencing/wrestling/pilgrimag	51	24 226	3 482	73 021
6211331000	Oth male's garments of man-made fibresfor rencing or wrestling	0	36	0	759
6211332000	Oth male's garments of man-made fibresfor protect from fire	0	14	0	432
6211333000	Oth male's garments of man-made fibresfor protect from chemical	0	1	0	20
6211339000	Oth male's garments of man-made fibresfor protect from oth hazar	64	7 030	3 605	118 839
6211399000	Oth male's garments of syhntetic fibresfor protect from oth hazard	22	1 232	499	22 524
6211421000	Oth female's garments of cotton forrencing/wrestling	339	6 186	2 331	88 597
6211429000	Oth male's garments of cotton not forrencing/wrestling/prayer clc	125	7 895	7 679	241 847
6211431000	Oth female's garmnt of man-made fibresfor surgical gowns	6 657	6 667	97 968	98 300
6211432000	Oth female's garmnt of man-made fibresfor prayer cloaks	0	1	0	25
6211439000	Oth female's garmnt of man-made fibresnot for subhead 6211431	1 382	54 849	73 635	951 206
6211491000	Oth female's garmnt of oth textiles forrencing/wrestling	0	334	0	46 865
6211493000	Oth female's garmnt of oth textiles forprayer cloaks	0	1	0	3
6211494000	Oth female's garmnt of wool/fine animalhair	10	10	2 866	2 866
6211499000	Oth female's garmnt of oth textiles notfor forrencing/wrestling/pr	43	711	5 126	59 377
6212101000	Brassieres of cotton, not knitted/crocheted	44 224	328 659	224 627	2 616 743
6212109000	Brassieres of oth textiles, not knitted/crocheted	497 740	4 308 532	1 955 199	20 647 565
6212201000	Girdles & panty-girdles of cotton, notknitted/crocheted	15	1 133	2 346	20 857
6212209000	Girdles & panty-girdles of ot textilematerials, not knitted/crochete	5 950	29 137	161 307	768 513
6212301000	Corsets of cotton, not knitted/crocheted	2	92	4	3 272
6212309000	Corsets of oth textile materials, notknitted/crocheted	116	26 375	7 796	438 973
6212901100	Suspenders/garters/braces of cotton fortreatment of scar tissue&	27	29	1 176	1 193
6212901900	Suspenders/garters/braces of cotton notfor treatment scar/athlet	525	22 081	17 975	456 303
6212909100	Suspenders/garters/braces of oth txtilesfor trtment of scar tissue&	30	171	527	3 121
6212909200	Suspenders/garters/braces of oth txtilesfor athletic supporters	1	1	1	1
6212909900	Suspenders/garters/braces of oth txtilesnot for treatment scar/atf	62 956	536 331	1 313 466	10 556 859
6213201000	Handkerchiefs of cotton, printed bytraditional batik process	0	10 405	0	113 468
6213209000	Handkerchiefs of cotton, not printed bytraditional batik process	31 019	103 771	47 011	274 128
6213909900	Handkerchiefs of oth textiles not silk/waste, not by traditional bati	0	28	0	544
6214101000	Syals/scarves/mufflers/mantillas/veilsof silk/waste, by trad batik p	0	24	0	2 508
6214109000	Syals/scarves/mufflers/mantillas/veilsof silk/waste, not by trad ba	129	1 338	30 084	372 963
6214200000	Syals/scarves/mufflers/mantillas/veilsof wool/fine animal hair	76	4 339	9 316	130 542
6214301000	Syals/scarves/mufflers/mantillas/veilsof synth fibres, by trad batik	2	5 968	174	14 048
6214309000	Syals/scarves/mufflers/mantillas/veilsof synth fibres, not by trad b	26 006	367 855	54 063	1 320 504
6214409000	Syals/scarves/mufflers/mantillas/veilsof artificial fibres, not trad b	392	5 581	18 804	296 976
6214901000	Syals/scarves/mufflers/mantillas/veilsof oth textiles, by trad batik	2	185	174	4 650
6214909000	Syals/scarves/mufflers/mantillas/veilsof oth textiles, not by trad b	2 990	44 501	36 304	603 493
6215101000	Ties/bow ties/cravats of silk/waste,printed by traditional batik pro	0	742	0	4 879
6215109000	Ties/bow ties/cravats of silk/waste,not printed by traditional batik	155	3 296	10 222	245 888
6215201000	Ties/bow ties/cravats of man-made fibres, printed by traditional b	0	40	0	560
6215209000	Ties/bow ties/cravats of man-made fibres, not printed by traditior	430	7 140	5 327	72 159
6215901000	Ties/bow ties/cravats of oth textiles,printed by traditional batik pr	0	330	0	7 566
6215909000	Ties/bow ties/cravats of oth textiles,not printed by traditional bati	19	342	798	21 478
6216001000	Protective work gloves, mittens & mitts	15 358	87 519	75 870	755 534
6216009100	Oth gloves, mittens & mitts of wool/fineanimal hair	2	6	188	1 250
6216009200	Oth gloves, mittens & mitts of cotton	0	13 793	0	29 820
6216009900	Oth gloves, mittens & mitts not wool/fine animal hair/cotton	1 628	36 835	22 732	423 064
6217101000	Accesories of oth made up clothing, oththan hd 6212 for judo belt	24 183	198 449	333 791	3 418 560
6217109000	Accesories of oth made up clothing, oththan hd 6212, not for judo	79 742	543 477	1 833 750	9 745 554
6217900000	Parts of garments or clothing accssories oth than of heading 6212	99 937	1 082 015	1 985 018	20 033 058
6301100000	Electric blankets	1	11 506	32	208 024
6301200000	Blankets (not electric) & trvelling rugsof wool/fine animal hair	0	16 341	0	234 296
6301300010	Blankets (not electric) & trvelling rugsof cotton	0	3 756	0	68 964
6301300090	Blankets (not electric) & trvelling rugsof cotton	1 174	210 823	15 729	1 334 096
6301400010	Blankets (not electric) & trvelling rugsof synthtc fibres of nonwove	1 823	76 618	18 377	428 692
6301400090	Blankets (not electric) & trvelling rugsof synthtc fibres of woven fa	423 966	3 139 575	695 827	5 852 600
6301900010	Oth blankets & travelling rugs, nonwoven fabrics of nonwoven fab	0	224	0	966
6301900090	Oth blankets & travelling rugs of wovenfabrics	36 000	470 056	65 393	675 939
6302100000	Bed linen, knitted/crocheted	4 363	26 171	30 467	75 441
6302210000	Oth bed linen of cotton, printed	8 972	114 480	111 052	1 453 984
6302229000	Oth bed linen of man-made fibres ofwoven fabrics, printed	18 807	160 033	70 404	718 439
6302290000	Oth bed linen of oth textiles, printed	37	5 390	134	114 559
6302310000	Oth bed linen of cotton, not printed	50 054	404 282	780 671	5 136 211
6302321000	Oth bed linen of man-made fabrics ofnonwoven fabrics	2 535	73 784	47 768	289 253
6302329000	Oth bed linen of man-made fabrics ofwoven fabrics	13 276	103 145	120 559	528 065
6302390000	Oth bed linen of oth textiles, notprinted	0	1 917	0	12 483
6302400000	Table linen, knitted or crocheted	485	5 521	5 593	31 906
6302510010	Oth table linen of cotton, printed bytraditional batik process	0	48	0	609

**I.3. IMPOR MENURUT KOMODITI / IMPORT BY HS COMMODITY**  
**\*\*\* NOVEMBER/NOVEMBER 2012 \*\*\***

HS	Uraian Komoditi Commodity Description	Berat Bersih / Net Weight (Kg)		Nilai / Value C.I.F (US\$)	
		Bulan ini Current Month	Kumulatif Cum.Jan. to date	Bulan ini Current Month	Kumulatif Cum.Jan. to date
6302510090	Oth table linen of cotton, not printed by traditional batik process	3	14 509	49	45 340
6302530000	Oth table linen, of man-made fibres	1 932	34 743	54 365	275 495
6302590000	Oth table linen, of oth textiles	0	33 754	0	244 922
6302600000	Toilet&kitchen linen of terry towelling/similar terry fabrics of cotton	414 922	2 842 549	346 332	4 949 410
6302910000	Oth linen not for bed, table, toilet &kitchen of cotton	11 856	32 057	37 687	227 821
6302930000	Oth linen not for bed, table, toilet &kitchen of man-made fibres	8 422	193 444	69 733	1 145 554
6302990000	Oth linen not for bed, table, toilet &kitchen of oth textiles	224	47 888	872	264 437
6303120000	Curtains (inc drapes) & int blinds/bedvalances of synth fibres, knitted	7 864	47 396	71 525	398 905
6303191000	Curtains (inc drapes) & int blinds/bedvalances of cotton, knitted/crocheted	0	4	0	192
6303199000	Curtains (inc drapes) & int blinds/bedvalances of oth cotton, knitted/crocheted	116	10 732	1 687	106 856
6303910000	Curtains (inc drapes) & int blinds/bedvalances of cotton, not knitted/crocheted	3	78	77	2 571
6303920000	Curtains (inc drapes) & int blinds/bedvalances of synth fibres, not knitted/crocheted	6 316	79 226	79 624	717 660
6303990000	Curtains (inc drapes) & int blinds/bedvalances of oth textiles, not knitted/crocheted	3 426	23 862	11 206	105 215
6304191090	Bedspreads of cotton, not printed by traditional batik process	2	4 670	95	44 248
6304192000	Bedspreads of nonwoven, not knitted/crocheted	0	6	0	243
6304199000	Bedspreads from woven, not knitted/crocheted and not from cotton	4	4	239	239
6304911000	Mosquito nets, knitted/crocheted	308	163 109	582	1 055 049
6304919000	Oth furnishing artcl, not bedspread/mosquito nets, knitted/crocheted	791	2 055	10 769	21 601
6304920000	Oth furnishing artcl of cotton, not bedspread & not knitted/crocheted	2	3 045	50	40 482
6304930000	Oth furnishing artcl of synthetic fibres, not bedspread & not knitted/crocheted	6 105	91 732	37 391	574 827
6304990000	Oth furnishing artcl of oth textiles, not bedspread & not knitted/crocheted	4 920	17 134	64 269	80 436
6305101100	New sacks & bags of jute for packing goods	1 256 728	12 564 450	1 032 783	11 016 352
6305101900	New sacks & bags of oth textiles bastfibres of hd 5303 for packing	16 801	40 128	106 951	275 671
6305102100	Used sacks & bags of jute, for packing goods	108 000	864 086	13 608	109 346
6305102900	Used sacks & bags of oth textiles bastfibres of hd 5303 for packing	107	529	471	5 167
6305200000	Sack&bag of cotton for packing goods	20	61 144	291	1 026 028
6305321000	Flxible intrmdiate bulk containrs of synthetic textiles, nonwoven	19	3 574	208	36 578
6305322000	Flxible intrmdiate bulk containrs of synthetic textiles, knitted/crocheted	0	1 034	0	5 000
6305329000	Flxible intrmdiate bulk containrs of synthetic textiles, nonwoven & not knitted/crocheted	42 447	579 927	151 306	2 182 939
6305331000	Sack&bag of polyethylene/polypropylenestrip/same items, knitted/crocheted	0	7 572	0	33 128
6305332000	Sack&bag of polyethylene/polypropylenestrip/same items of woven	0	9 580	0	22 482
6305339000	Sack&bag of polyethylene/polypropylenestrip, not knitted/crocheted	62 707	416 158	183 999	1 275 463
6305391000	Oth sack&bag of synthetic textiles of nonwoven	220	5 645	2 017	33 854
6305392000	Oth sack&bag of synthetic textiles, knitted/crocheted	0	60	0	844
6305399000	Oth sack&bag of synthetic textiles of woven & not knitted/crocheted	3 920	9 825	20 774	70 561
6305909000	Sacks & bags of oth textiles not hemp/coconut (coir) of heading 53	41	9 254	1 074	17 376
6306120000	Tarpaulins, awnings & sunblinds of synthetic fibres	16 913	217 543	73 802	743 481
6306191000	Tarpaulins, awnings & sunblinds of oth textiles of coir fibres of heading 53	0	1 969	0	7 462
6306192000	Tarpaulins, awnings & sunblinds of cotton	0	12	0	852
6306199000	Tarpaulins, awnings & sunblinds of oth textiles, not coir fibres/cotton	23 060	177 575	82 296	545 101
6306220000	Tents of synthetic fibres	40 310	218 999	140 385	916 963
6306299000	Tents of oth textiles, oth than cotton	185	11 654	1 597	38 511
6306300000	Sails for boats/sailboards/landcraft	119	749	6 910	23 837
6306401000	Pneumatic mattresses of cotton	0	197	0	4 249
6306409000	Pneumatic mattresses, oth than cotton	32 999	118 666	107 516	385 886
6306900010	Camping goods of cotton	0	6 725	0	55 600
6306900091	Camping goods of oth textiles of nonwoven	0	8	0	31
6306900099	Camping goods of oth textiles of woven	58	882	492	3 906
6307101000	Floor/dish/similar cleaning clothes or dusters of nonwoven	20	65 237	706	404 970
6307102000	Floor/dish/similar cleaning clothes or dusters of felt	7	6 924	106	64 684
6307109000	Floor/dish/similar cleaning clothes or dusters woven oth than felt	33 272	366 659	329 795	3 542 700
6307200000	Life-jackets & life-belts	7 108	116 920	69 574	574 147
6307903000	Umbrella covers in triangular piece	1	1 032	776	34 641
6307904000	Surgical masks	941	13 796	30 071	245 460
6307906100	Harnesses safety suitable for industrial use	49	18 128	1 630	218 066
6307906900	Harnesses safety suitable not for industrial use	35	6 517	1 880	82 772
6307907000	Fans and hand screens	0	11	0	57
6307909000	Oth made up articles, not umbrella covers/surgical masks/harnesses	65 952	631 817	702 919	6 314 431
6308000000	Sets, consist of woven fabric&yarn w/o accessories textiles articles for	7 562	68 752	44 265	747 834
6309000000	Worn clothing & oth worn articles.	998	38 648	3 449	348 402
6310101000	Used/new rags, sorted	1	17	17	232
6310109000	Scrap twine/cordage/rope/cbles worn out articles of those, sorted	231 985	4 103 033	182 423	3 273 944
6310901000	Used/new rags, unsorted	0	3	0	51
6310909000	Scrap twine/cordage/rope/cbles worn out articles of those, unsorted	872	238 264	14 333	2 165 959
6401100000	Waterproof footwear incorp protectivemetal toe-cap with outer sole	33 785	372 142	21 538	699 802
6401920000	Oth waterproof footwear, covering the ankle but not cover the knee	1 564	14 098	3 305	43 457
6401990000	Oth waterproof footwear with outer soles plastic by stitching, riveted	171 088	1 884 773	245 392	2 755 555
6402120000	Ski-boots/cross-country ski-footwear/snowboard boot with upper	0	336 406	0	1 948 720
6402191000	Wrestling footwear with upper of rubber/plastic	0	3 864	0	74 089
6402199000	Sports footwear not for wrestling/ski/same items with upper of rubber	108 423	1 502 763	1 765 836	21 771 708
6402200000	Footwear with upper straps/thongs assembled to the sole by means	10 719	204 205	76 626	1 077 635

**I.3. IMPOR MENURUT KOMODITI / IMPORT BY HS COMMODITY**  
**\*\*\* NOVEMBER/NOVEMBER 2012 \*\*\***

HS	Uraian Komoditi Commodity Description	Berat Bersih / Net Weight (Kg)		Nilai / Value C.I.F (US\$)	
		Bulan ini Current Month	Kumulatif Cum.Jan. to date	Bulan ini Current Month	Kumulatif Cum.Jan. to date
6402911000	Diving boots covering the ankle with upper of rubber/plastics	272	736	10 379	23 115
6402919100	Oth diving boots cover the ankle incorprotective metal toe-cap, r	0	272	0	9 371
6402919900	Oth diving boots cover the ankle notincorp protct mtl toe-cap, ru	17 018	91 638	196 680	1 261 936
6402991000	Oth footwear not cover the ankle incorprotect metal toe-cap, rut	0	15 746	0	125 120
6402999000	Oth footwear not cover the ankle & notincorp protct mtl toe-cap	1 703 357	23 361 040	4 896 486	72 705 931
6403120000	Ski-boots, cross-country ski footwear & snowboard boot, with uppr	0	4	0	143
6403191000	Sports footwear fitted with spikes,cleats or the same item, leather	0	3 881	0	128 495
6403192000	Sports footwear for riding boots orbwling shoes, leathers	0	1 078	0	26 031
6403199000	Sports footwear not fitted with spikes/bowling/wrstling/weight lif	35 537	315 207	719 666	6 207 730
6403200000	Footwear, outer soles of leather, uppersof leather straps accros,in	0	2 031	0	91 897
6403400000	Oth footwear incorp protect metal toecap with upper of leathers	185 015	1 969 818	1 991 735	20 567 862
6403510000	Oth footwear with outer sole of leathercovering the ankle	52	3 819	2 894	122 727
6403590000	Oth footwear with outer sole of leather,not covering the ankle	501	10 053	33 101	487 864
6403910000	Oth footwear, not for sprts/incorp metaltoe-cap protect, covering	19 625	177 013	377 398	2 142 384
6403990000	Oth footwear, not for sprts/incorp metaltoe-cap protect, not cove	143 651	1 249 754	2 579 545	24 873 851
6404111000	Sports footwear with outer sole rubbr/plstc, with spike/cleat	0	12 294	0	176 500
6404112000	Sports footwear for wrestling,weightlifting or gym with outer sole	0	2 798	0	83 222
6404119000	Sports footwear not fitted with spikes/wrstling/weight lifting/the l	42 213	603 361	671 778	9 369 747
6404190000	Oth sports footwear for oth purposedwith outer soles of rubber/l	147 447	1 632 329	1 388 294	17 233 995
6404200000	Oth footwear with outer soles of leather/composition leather	574	9 156	10 518	133 581
6405100000	Oth footwear, with uppers of leather/composition leather	690	21 100	228 689	1 950 607
6405200000	Oth footwear, with uppers of textiles	2 224	16 590	21 800	435 654
6405900000	Oth footwear, with upper of ith leather/composition leather/textil	52 313	689 588	207 150	2 249 415
6406101000	Uppers & parts thereof, oth than stiffeners of metal toe-caps	25 684	527 143	91 087	1 742 441
6406109000	Uppers & parts thereof, oth than stiffeners & not fitted with metal	124 720	2 065 980	1 431 978	26 868 086
6406200000	Parts of footwear with outer soles & heels, of rubber/plastics	1 013 205	11 486 866	7 232 266	73 567 294
6406901000	Parts of footwear of wood	41	25 121	1 024	200 385
6406902100	Oth parts of footwear of metal of iron/steel	37 794	647 412	61 976	3 868 091
6406902910	Oth parts of footwear of metal of copper	992	4 417	7 082	33 356
6406902990	Oth parts of footwear of oth metal, notiron/steel/copper	2 254	285 598	14 396	1 574 217
6406903100	Oth parts of footwear of rubber/plasticin-soles	94 458	728 142	947 916	6 547 197
6406903200	Oth parts of footwear of rubber/plasticcomplete-soles	12 206	107 025	138 858	1 206 573
6406903900	Oth parts of footwear of rubber/plasticout-soles	85 473	1 121 440	977 847	11 817 533
6406909100	Oth parts of footwear of oth materialsfor gaiters/leggings/same it	57 372	398 151	271 865	1 986 572
6406909900	Oth parts of footwear of oth materialsnot for gaiters/leggings/sar	358 122	3 690 118	3 631 301	39 475 302
6501000000	Hat-forms/bodies,hood of felt,not blockshape, not brims, plateow	49	1 567	271	11 821
6502000000	Hat-shapes, plaited by assembling stripof any material, no block sr	0	468	0	26 199
6504000000	Hats&oth headgear/plaited by assemblingstrips of any material, tr	19 096	97 004	107 409	536 817
6505001000	Hats&oth headgear of a kind used forreligious purposes, knitted/c	4 948	20 989	16 609	278 286
6505002000	Hats&oth headgear, knitt/crochet, hair-nets, knitted/crocheted	483	34 486	7 815	509 672
6505009000	Oth hats&oth headgear, not for hair-nets/religious purposes, knitt	18 903	210 229	683 820	2 985 253
6506101000	Protective helmets for motorcyclistswhether/not lined/trimmed	10 659	126 136	126 852	659 998
6506102000	Industrial safety & firefighters helmets, excl steel helmets whethe	24 261	293 239	202 055	1 990 853
6506103000	Steel helmets safety	0	1 836	0	41 481
6506104000	Water polo headgear	218	1 852	3 390	7 776
6506109000	Oth safety headgear, not for motocyclist/industrial/firefighters/stc	19 210	174 759	192 382	1 594 789
6506910000	Oth headgear of rubber/of plastics	10 159	205 404	92 630	822 626
6506991000	Oth headgear of furskin	0	539	0	5 123
6506999000	Oth headger of oth materials, notfurskin	4 767	103 369	34 597	364 899
6507000000	Head-band,lining,cover,hat foundation,hat frame,peak&chinstrap,	62 577	450 897	209 890	2 491 551
6601100000	Garden/similar umbrellas	37 143	298 886	66 522	627 972
6601910000	Umbrellas & sun umbrellas having atelescopic shaft	89 627	706 696	67 576	1 100 789
6601990000	Umbrellas & sun umbrellas not having atelescopic shaft	1 826 229	7 924 819	2 125 945	10 697 677
6602000000	Walking-sticks, seat-sticks, whips, riding crops & the like.	12 263	111 248	42 431	407 805
6603200000	Umbrella frames, including frames mounted on shafts (sticks)	106 731	745 692	174 918	1 205 497
6603901000	Parts, trimmings & accessories forarticles of heading 6601	3 110	220 798	3 241	328 931
6603902000	Parts, trimmings & accessories forarticles of heading 6602	15	13 918	22	16 715
6701000000	Skin&oth part of bird with feathr/down,feathr,part of feathr,down	7 425	74 965	10 992	1 577 331
6702100000	Artificial flower, foliage, fruit, &parts thereof of plastics	162 357	1 976 316	340 524	5 098 520
6702901000	Artificial flower, foliage, fruit, &parts thereof of paper	481	7 131	5 690	74 301
6702902000	Artificial flower, foliage, fruit, &parts thereof of textiles	1 904	7 671	6 377	90 411
6702909000	Artific flower,foliage,fruit&partsthereof of oth mterials, not paper,	65 466	414 603	213 012	1 484 940
6703000000	Human hair, dressed, thinned, bleached,othwise worked for wigs/	52 922	265 565	1 152 516	9 786 007
6704110000	Complete wigs of synthetic textiles	78	14 845	3 087	170 881
6704190000	False beards, eyebrows, eyelashes,switches of synthetic textiles	512	38 946	16 136	596 773
6704200000	Wigs, false beards, eyebrows,eyelashesof human hair	224	10 896	19 150	108 536
6704900000	Wigs, false beards, eyebrows,eyelashes,of oth materials	11 733	143 431	191 052	1 627 956
6801000000	Setts, curbstones & flagstones, of naturals stone (except slate)	78 541	407 853	24 499	114 980
6802100000	Tiles, cubes, similar articles, square <7 cm, artif colored, chipping &	53 007	763 021	6 830	256 308
6802210000	Oth monmental/building stone of marble,travertine, alabaster, sin	590 637	16 902 480	95 721	3 762 005
6802230010	Oth monmental/building stone of granitwith polished slabs	1 176 457	14 186 750	193 801	3 024 584

**I.3. IMPOR MENURUT KOMODITI / IMPORT BY HS COMMODITY**  
**\*\*\* NOVEMBER/NOVEMBER 2012 \*\*\***

HS	Uraian Komoditi Commodity Description	Berat Bersih / Net Weight (Kg)		Nilai / Value C.I.F (US\$)	
		Bulan ini Current Month	Kumulatif Cum.Jan. to date	Bulan ini Current Month	Kumulatif Cum.Jan. to date
6802230090	Oth monmental/building stone of granitwith not polished slabs	48 542	2 059 074	19 129	778 166
6802291000	Monumental/building stone of oth calcareous stone, simply cut/sa	0	174	0	2 200
6802299000	Monumental/building stone of oth stone, simply cut/sawn with a f	60 898	409 440	29 424	136 630
6802911000	Oth article monumental/building ofmarble	2 041 708	11 487 638	632 559	3 469 242
6802919000	Oth article monumental/building of travertine & alabaster	21 319	231 303	37 994	177 158
6802930000	Oth article monumental/building ofgranite	1 251 806	10 227 929	271 148	2 669 650
6802990000	Oth article monumental/building ofoth stones,not marble/traverti	247 217	5 713 693	108 034	2 121 857
6803000000	Worked slate&articles of slate or ofagglomerated slate	71 194	248 999	28 170	106 710
6804100000	Millstones & grindstones for milling,grinding & pulping	712 754	6 919 275	1 493 615	16 233 779
6804210000	Oth millstone/grindstone for grinding of agglomerated synt/natur:	101 605	1 042 418	383 318	5 422 634
6804220000	Oth millstone/grindstone of oth agglomerabrasv/cramc for grindir	1 590 261	9 687 655	2 114 048	22 364 194
6804230000	Oth millstone/grindstone of naturl stonefor grinding wheel&the lik	129 987	1 086 740	216 025	2 102 315
6804300000	Hand sharpening/polishing stones	163 921	2 083 129	114 066	1 867 152
6805100000	Natural/artificial abrasive powder/grainon a base of woven textile	1 315 802	4 588 906	1 287 312	14 180 397
6805200000	Natural/artificial abrasive powder/grainon a base of paper/paperb	199 226	2 626 101	383 303	7 143 256
6805300010	Natural/artificial abrasive powder/grainon a base of polishing disc:	67 676	665 506	239 468	2 589 605
6805300090	Natural/artificial abrasive powder/grainon a base of oth materials,	155 860	1 034 176	242 656	4 263 236
6806100000	Slag wool, rock wool & similar mineralwools in bulk/sheets/rolls	1 097 338	12 088 869	1 437 264	15 032 896
6806200000	Exfoliated vermiculite, expanded clays, foamed slag&similar expans	351 921	1 061 704	313 652	1 007 918
6806900000	Mixture&article of heat/sound insulating or sound absorb mineral	916 814	5 830 658	1 413 633	48 535 207
6807100000	Articles of asphalt/of similar materialin rolls	463 459	7 013 961	411 981	5 332 525
6807901000	Articles of asphalt/of similar materialof tiles, not in rolls	0	2 169 707	0	614 391
6807909000	Articles of asphalt/of similar materialof oth tiles, not in rolls	911 292	10 810 266	818 519	8 965 601
6808001000	Roofing tiles, panels, boards, blocks & similar articles of coir fibres/:	140 865	2 155 081	91 021	1 252 524
6808009000	Chips, particles, sawdust or oth waste ofwood, agglomer with ceme	55 982	1 804 134	233 839	2 613 330
6809110000	Board, sheet, panels, tiles, reinforced withpaper/board only	4 795 919	53 034 028	866 574	9 480 149
6809191000	Oth articles of plaster/of compositionsbased on plaster of tiles	2 736	142 758	2 473	34 901
6809199000	Oth articles of plaster/of compositionsbased on plaster of oth tiles	1 782 144	12 648 307	490 382	3 996 989
6809901000	Dental moulds of plaster	87	87	725	725
6809909000	Oth articles of plaster/cmpositions based on plaster, not dental mo	0	163 599	0	186 890
6810110000	Building blocks & bricks	172 136	16 456 029	40 481	11 872 506
6810191000	Tiles, reinforced or not	52 965	588 831	37 122	233 954
6810199000	Flagstones, reinforced or not	354 515	1 255 294	368 095	2 952 747
6810910010	Concrete building piles for building orcivil engineering	7 213 991	84 262 081	968 130	12 288 257
6810910090	Oth prefabricated structural componentsfor building or civil engin	0	1 456 401	0	365 922
6810990000	Oth prefabricated structural components, reinforced or not	35 793	4 703 426	54 787	2 293 296
6811401000	Corrugated sheets containing asbestos	0	254 122	0	129 581
6811402900	Floor or wall tile containing othasbestos, not plastics	57 999	445 056	35 616	233 035
6811403000	Tubes or pipes containing asbestos	156	17 247	793	418 842
6811404000	Tubes or pipes fittings containingasbestos	0	4	0	8
6811409000	Oth articles of asbestos cement	18 476	543 203	6 424	243 055
6811810000	Corrugated sheets not containingasbestos	0	829	0	5 165
6811821000	Floor or wall tile of cellulose fibre-cement containing plastics only	0	1 074 317	0	243 797
6811829000	Floor or wall tile of cellulose fibre-cement, not containing asbesto:	2 505 888	15 137 883	721 430	4 521 799
6811891000	Tubes/pipes of cellulose fibre-cement	174	4 454	3 559	21 718
6811892000	Tubes/pipes fittings of cellulose fibre-cement	0	80	0	1 335
6811899000	Other article of cellulose fibre cement, not tubes/pipes/pipes fittir	12 258	165 119	120 456	2 564 304
6812802000	Clothing of crocidolite fibres	3 432	5 196	3 853	19 344
6812803000	Paper, millboard and felt of crocidolitefibres	0	18 452	0	12 790
6812804000	Floor or wall tiles of crocidolite	481	490	1 307	1 842
6812805000	Cloth accessories, footwear&headgearfabricated crocidolite fibres	3 600	20 790	16 521	226 313
6812809000	Oth articles of crocidolite fibres	53 952	571 107	416 468	4 788 662
6812911000	Clothing of oth crocidolite fibres	50	11 384	3 159	209 260
6812919000	Clothing accessories, footwear&headgearof oth crocidolite fibres	16	1 755	1 031	34 121
6812920000	Paper, millboard and felt of othcrocidolite fibres	0	19 847	0	1 510 445
6812930000	Compressed asbestos fibre jointing ofoth crocidolite fibres in shee	2 304	429 432	3 447	628 689
6812991100	Fabric asbes fibres,oth crocidolite, mixwith a basis asbes&Mg carb	850	12 101	1 771	20 923
6812991900	Oth fabric asbestos fibres not mix witha basis of asbestos	25 630	144 486	9 065	78 499
6812992000	Floor/wall tiles of fabricated asbestos(oth crocidolite)	0	1	0	362
6812999000	Oth fabricat asbes fibres of oth croci,not fabricate/floor/wall tiles	143 933	1 225 913	502 466	4 184 957
6813201000	Brake lining&pad of friction materialand articles,containing asbest	49 452	491 605	239 042	1 716 453
6813209000	Oth thn brake lining&pad of frictionmaterial and article,containing	42 588	308 187	66 827	721 383
6813810000	Brake lining&pad of frictionmaterial&article,not containing asbest	128 132	1 215 012	1 634 002	16 096 770
6813890000	Oth thn brake lining&pad of frictionmaterial&article,not containin	62 347	1 003 847	1 718 305	18 376 222
6814100010	Worked mica&article of mica,agglomerated,sheets,strips, simply cu	27 155	272 604	60 790	1 189 421
6814100090	Worked mica&article of mica,agglomerated,plates	1 638	109 393	20 255	188 282
6814900010	Worked mica & articles of mica,in rolls & pieces, simply cut to shaj	0	15 088	0	185 755
6814900090	Oths worked mica & articles of mica	1 387	11 393	63 795	470 350
6815101000	Yarn/thread non-electrical articlesgraphite/carbon	10 509	82 667	496 185	4 159 360
6815102000	Bricks,paving slabs,floor tiles,etc nonelectrical articles graphite/car	4	397 337	895	225 417
6815109100	Carbon fibres, etc non electricalarticles graphite/carbon	2 216	22 224	46 594	492 087

**I.3. IMPOR MENURUT KOMODITI / IMPORT BY HS COMMODITY**  
**\*\*\* NOVEMBER/NOVEMBER 2012 \*\*\***

HS	Uraian Komoditi Commodity Description	Berat Bersih / Net Weight (Kg)		Nilai / Value C.I.F (US\$)	
		Bulan ini Current Month	Kumulatif Cum.Jan. to date	Bulan ini Current Month	Kumulatif Cum.Jan. to date
6815109900	Oth non electrical articles graphiteor carbon	17 229	163 099	245 328	1 578 464
6815200000	Articles of peat	6	9 300	62	6 662
6815910000	Articles of stone, contents magnesite,dolomite/chromite	21 137	1 239 210	5 368	769 832
6815990000	Oth articles of stone,oth thn contentmagnesite,dolomite/chromite	103 429	1 561 431	125 557	2 632 272
6901000000	Bricks,blocks,tiles & oth ceramic goodsof siliceous fossil meals/of s	14 811	16 542	21 992	48 090
6902100000	Goods of siliceous cont by weight,singly/together mg,ca,cr > 50%	3 934 663	27 387 195	5 282 014	32 120 200
6902200000	Goods of siliceous cont by weight,singlyor together alumina,silika,	6 961 506	62 188 390	9 024 885	67 907 721
6902900000	Goods of siliceous cont by weight,of oth metals compound	1 055 773	11 636 750	606 468	8 878 149
6903100000	Oth refractory ceramic goods cont byweight,graphite/carbon,or a	4 600	206 684	23 527	969 928
6903200000	Oth refractory ceramic goods cont byweight,alumina/silica, or a m	167 425	1 389 694	478 272	5 180 162
6903900000	Oth refractory ceramic goods cont byweight, oth metal compound	304 624	6 450 304	1 654 096	29 397 340
6904100000	Ceramics building bricks	0	286	0	320
6904900000	Flooring blocks, support/filler tiles & the like	0	749 729	0	361 393
6905100000	Roofing tiles of ceramic	44 654	1 254 694	35 703	467 726
6905900000	Chimney-pot,cowl,chimney liner,architect ornament&oth ceramic	16	81 364	736	97 929
6906000000	Ceramic pipes, conduits, guttering,pipe fittings	30	111	278	2 543
6907101000	Paving,hearth/wall tiles,rectangle,circle<7cm,unglazed	0	5	0	22
6907109000	Oth thn Paving,hearth/wall tiles,rectangle,circle<7cm,unglazed	0	1 926 912	0	416 672
6907901000	Paving,hearth/wall tiles,rectangle,circle>7cm,unglazed	53 376 142	418 767 009	13 855 888	111 039 510
6907902000	Lining tiles of a kind used for grindingmills,rectang,circle>7cm,ungl	0	20	0	32
6907909000	Oth thn tile,cube&similar article,whether/not rectang,circle<7cm,t	805 617	56 540 181	223 987	16 325 099
6908101000	Paving,hearth/wall tiles,rectangle,circle<7cm,glazed	0	19 766	0	33 561
6908109000	Oth thn Paving,hearth/wall tiles,rectangle<7cm,glazed	1 074	26 410	20 508	68 901
6908901100	Paving,hearth/wall tiles of plain tiles,rectangle,circle>7cm,glazed	0	2 780 604	0	853 654
6908901900	Oth thn paving,hearth/wall tiles of plaitiles,rectangle,circle>7cm,g	0	76 011	0	28 721
6908909100	Paving,hearth/wall tile of oththn plain tile,rectang,rcrle>7cm,glaze	9 395 388	72 302 126	2 399 965	22 766 840
6908909900	Oth thn paving,hearth/wall tile of oththn plain tile,rectang,rcrle>7	92 160	11 922 350	27 888	3 693 027
6909110000	Ceramic of porcelain or china forlaboratory,chemical or oth tech	29 396	132 498	38 559	612 321
6909120000	Artcle having a hardnss=>9 Mohsfor laboratory,chemical or oth te	692 133	6 594 559	791 648	7 832 878
6909190000	Oth ceramic wares for laboratory,chemical/oth technical uses	73 416	1 044 952	277 884	4 352 682
6909900000	Oth thn ceramic wares for laboratory,chemical/oth technical uses	31 802	382 574	64 526	680 972
6910100000	Ceramic sinks, wash basins,wash basin of porcelain/china	1 970 276	13 012 132	1 945 430	13 383 693
6910900000	Ceramic sinks, wash basins,wash basin of oth thn porcelain/china	265 236	2 596 647	395 781	3 276 373
6911100000	Tableware & kitchenwareof porcelain/ china	1 654 772	18 652 193	716 202	10 373 894
6911900000	Oth household, toilet articlesof porcelain/china	6 485	366 958	23 118	743 393
6912000000	Tableware & kitchenware, oth householdtoilet art, oth than porce	138 707	1 389 897	154 580	1 844 152
6913101000	Ornamental cigarette box & ashtrayof porcelain or china	0	1 120	0	1 364
6913109000	Oth thn ornamental cigarette box&ashtrayof porcelain or china	81 953	1 174 468	87 619	7 415 033
6913901000	Ornamental cigarette box & ashtrayof oth thn porcelain or china	2	6 203	69	15 101
6913909000	Oth thn ornamental cigarette box&ashtrayof oth thn porcelain or	15 640	219 993	16 051	501 833
6914100000	Oth ceramic articles ofporcelain/ china	40 738	279 020	82 079	405 808
6914900000	Oth ceramic articles of oth thanporcelain/china	839 628	9 845 808	1 292 100	14 899 292
7001000000	Cullet & oth waste & scrap ofglass; glass in the mass	5 162 226	39 067 217	497 571	5 359 462
7002100000	Glass in balls	10 194	68 621	25 040	216 962
7002200000	Glass in rods	1 073	42 009	7 023	145 665
7002311000	Fused quartz/oth fused silica forvacuum tubes	2 356	10 230	15 092	380 683
7002319010	Fused quartz/oth fused silica for vialor ampoules industry	397 975	5 674 892	761 969	10 908 499
7002319090	Glass in ball,tube of fused quartz/othfuse silica,oth thn boro silict g	3 643	1 227 192	266 120	4 295 200
7002321000	Glass in tubes,linear coef<=5x10(-6)kelvin in temp.(0-300 C) for va	0	1 124	0	64 703
7002322000	Oth glass in tubes,linear coef<=5x10(-6)with 3mm<=diameter<22n	29 233	115 219	109 150	509 223
7002329000	Oth glass in tubes,linear coef<=5x10(-6)kelvin in temp.(0-300 C)	18 578	365 974	16 764	871 079
7002391000	Oth glass in tubes, used to manufacturvacuum tubes	0	9 058	0	83 091
7002392000	Oth transparent neutral glass for enamelglass,with 3mm<=diameter	0	13	0	1 386
7002399000	Oth glass having linear coeff. 0-300coth thn vacuum&boro silict glas	1 940	111 904	21 482	225 829
7003121000	Optical colored glass, not opticallyworked	0	14	0	3 492
7003122000	Non wired sheets,in squares/rectangularshape incl.1,2,3,4 corners	531	697 372	116 198	2 751 254
7003129000	Oth non-wired sheets colored glass	378	125 544	79 367	1 167 957
7003191000	Optical glass, not opticallyworked oth colored	0	5	0	271
7003199000	Oth non-wired sheets not coloredglass	1 251 593	10 234 157	563 236	5 488 713
7003200000	Cast glass and rolled glass,wired sheets	0	89 558	0	196 122
7003300000	Cast glass and rolled glass, profiles	0	13 223	0	56 651
7004201000	Optical drawn,blown glass,not opticallyworked opacified, flashed,	0	24	0	119
7004209000	Optical drawn, blown glass, opticallyworked,flashed,opacified, abs	491	15 939	61 763	588 229
7004909000	Oth optical drawn,blown glass,opticallyworked,flashed,opacified, z	437 497	4 501 961	144 791	1 707 889
7005101000	Optical float glass,not opticallyworked ,flashed,opacified,absorber	0	233	0	424
7005109000	Oth non-wired glass,absorbentreflecting/non-reflecting layer	74 957	807 222	58 940	666 375
7005211000	Oth non-wired glass, colored, opacifiedoptical glass, not optically v	446	282 275	2 592	197 917
7005219000	Oth non-wired glass, colored, opticallyworked, flashed, opacified	387 622	8 691 255	206 629	4 196 140
7005291000	Oth non-wired glass, not colored,not optically worked	0	80 991	0	26 152
7005299000	Oth non-wired glass, not colored,optically worked	3 214 176	9 989 340	968 978	3 309 809
7005300000	Float glas&surface ground/polish glas,wired glass	0	37 380	0	78 040

**I.3. IMPOR MENURUT KOMODITI / IMPORT BY HS COMMODITY**  
**\*\*\* NOVEMBER/NOVEMBER 2012 \*\*\***

HS	Uraian Komoditi Commodity Description	Berat Bersih / Net Weight (Kg)		Nilai / Value C.I.F (US\$)	
		Bulan ini Current Month	Kumulatif Cum.Jan. to date	Bulan ini Current Month	Kumulatif Cum.Jan. to date
7006001000	Optical glass, not optically worked,for glass of heading 70.03,70.04	0	1	0	140
7006009000	Optical glass, optically workedfor glass of heading 70.03,70.04,70.05	18 230	604 379	52 367	715 906
7007111000	Toughened (tempered) safety glassuitable for vehicles of chapter 87	151 701	1 659 452	1 682 510	12 308 467
7007112000	Toughened (tempered) safety glass suitable for aircraft,spacecraft of chapter 89	10	10	396	396
7007114000	Toughened (tempered) safety glassuitable for ship,boat,floating craft of heading 84.25/84.26	0	3 575	0	65 567
7007191000	Toughened (tempered) safety glassuitable for machine of head 84.29/84.30	7 185	10 088	52 936	90 014
7007199000	Toughened (tempered) safety glassuitable for oth machinery	296 958	3 358 487	290 109	3 512 969
7007211000	Laminated safety glass suitable forvehicles of chapter 87	48 555	466 651	214 863	2 032 419
7007212000	Laminated safety glass suitable foraircraft/spacecraft of chapter 89	0	273	0	41 406
7007214000	Laminated safety glass suitable forships,boats,floating struct, chap 84	421	986	500	2 832
7007291000	Laminated safety glass suitable formachine of head 84.29/84.30	380	751	4 040	10 817
7007299000	Laminated safety glass suitable foroth machinery	8 320	528 385	42 544	1 034 740
7008000000	Multiple-walled insulating unitsof glass.	162 753	4 290 369	181 325	9 594 246
7009100000	Rear-view mirrors for vehicles	314 812	2 851 165	2 441 830	24 388 445
7009910000	Glass mirros, unframed	1 651 663	12 299 803	1 291 885	10 578 122
7009920000	Glass mirros, framed	188 219	1 485 996	435 887	3 569 853
7010100000	Ampoules of glass	15 301	495 026	83 298	1 796 496
7010200000	Stoppers, lids & oth closures of glass	12 853	134 201	44 656	291 818
7010901000	Carboys & demijohn	96 641	811 075	63 308	765 548
7010904000	Bottles&vials for antibiotics,serums,oth injectables,intravenous inf	1 883 110	27 448 876	1 503 409	18 387 669
7010909000	Oth bottles for intravenousfluids of glass	5 930 549	75 976 001	3 641 474	43 454 752
7011101000	Stem for electric lighting	0	13 084	0	146 692
7011109000	Glass envelops for electric lightingoth than stem	788 062	6 223 586	1 218 115	8 247 420
7011200010	Television tubes, cathode-ray tubes	4 805 445	68 560 283	3 853 645	54 382 232
7011200090	Cathode-ray tubes, oth than television	17 163	330 125	78 797	1 470 803
7011900000	Oth glass envelopes, bulbs,tubes,open,glass parts thereof,without	35 597	408 792	70 751	952 770
7013100000	Glassware of a kind used for table,kitchen, toilet, office of glass-ce	236 427	2 036 431	313 696	3 425 467
7013220000	Stemware drinking glasses,oth thn glassceramics, of lead crystal	0	1 557	0	8 721
7013280000	Stemware drinking glasses,neither glass-ceramics nor lead crystal	51 399	743 385	102 335	1 240 375
7013330000	Other drinking glasses, of lead crystal	0	61	0	1 277
7013370000	Other drinking glasses, neitherglass-ceramics nor lead crystal	259 906	3 071 816	427 027	4 403 908
7013410000	Glassware for table (not drinking glass)kitchen purpose,of lead cry	0	8	0	145
7013420000	Glassware for table (not drinking glass)kchn,linear coef<5x10-6/K	7	335 286	1 143	347 681
7013490000	Oth glassware for table(not drink glass)kitchen purposes, not cera	515 946	4 488 485	963 720	6 996 995
7013910000	Other glassware of lead crystal	991	5 342	2 730	28 711
7013990000	Other glassware of not lead crystal	627 007	12 118 942	898 966	13 339 033
7014001000	Signalling glassware&optical element formotor vehicles,not thse o	2 738	34 721	39 923	288 978
7014009000	Other signalling glassware & opticalelements of glass, not optically	86	31 728	7 082	228 167
7015100000	Glasses for corrective spectacles	26 233	159 525	915 740	3 975 491
7015901000	Clock or watch glasses	144 000	1 197 147	13 990	323 834
7015909000	Glasses for non-corrective spectacles;hollow glass spheres & their	4 961	35 793	20 391	151 026
7016100000	Glass cubes&oth glass smallwares,for mosaics or decorative purpc	13 326	1 383 266	30 485	1 642 180
7016900000	Oth articles of moulded glass; leadedlights; multicellular & smlr fo	1 817 200	17 001 087	801 623	10 063 376
7017101000	Quartz reactor tubes and holders glass,for production of semicond	1 730	81 695	8 107	935 635
7017109000	Laboratory or pharmaceutical glassof fused quartz or oth fused sili	4 471	302 426	133 118	4 964 587
7017200000	Laboratory, hygienic/pharmaceuticalwith coef< 5x10-6/kelvin, 0 - 100	8 248	121 354	114 324	1 433 266
7017900000	Laboratory,hygienic/pharmaceuticalglassware,nor fused quartz/fu	12 370	75 303	98 084	957 722
7018100010	Glass beads	318 277	2 663 514	376 756	5 165 758
7018100020	Imitation pearls	328	12 939	12 683	67 254
7018100090	Imitation precious & glass smallwares	60 219	385 103	70 638	1 007 251
7018200000	Glass microspheres <=1mm in diameter	100 302	803 546	38 532	1 032 882
7018900000	Glass eyes, not prsthtc artcls, ornamntof lamp-worked glass,not in	131 351	1 076 031	264 635	2 019 766
7019110000	Chopped strands,of a length <= 50 mm	274 181	1 847 918	2 661 867	9 221 531
7019120000	Rovings of glass fibres	691 707	5 151 436	562 972	4 911 872
7019191000	Yarn of glass fibres	1 095	163 806	20 680	277 139
7019199000	Sliver of glass fibres	428 290	2 683 417	339 015	4 504 111
7019310000	Mats of glass fibres	656 965	7 285 132	1 004 823	10 671 992
7019320000	Thin sheets (voiles) of glass fibres	2 270	252 167	14 706	640 310
7019391000	Asphalt/coal-tar impregnatdglass-fibre outerwrap for pipelines	25 437	323 248	42 606	545 209
7019399000	Mattresses,boards and similarnonwoven products of glass fibres	617 670	6 357 268	901 920	8 405 171
7019400000	Woven fabrics of glass fibres rovings	359 261	2 992 628	375 491	3 279 032
7019510000	Oth woven fabric,of a width <= 30 cm	1 596	47 357	50 064	186 414
7019520000	Oth woven fabric,of a width>30cmplain weave,wght<250g/m2 of l	1 041	17 871	42 366	118 686
7019590000	Oth woven fabric,of a width > 30 cm	55 236	350 171	154 765	1 281 886
7019901000	Glass fibres	45 746	203 042	82 721	522 293
7019909000	Other articles of glass fibres	402 412	3 874 147	873 559	7 790 400
7020001100	Glass moulds for the manufactureof acrylic goods	23 512	482 645	93 100	825 792
7020001900	Glass moulds for other purposes	27 982	315 584	248 777	2 793 945
7020002000	Quartz reactor tubes & holders designedfor production of semicor	0	580	0	12 310
7020003000	Glass inner for vacuum flasks/othvacuum vessels	317 832	2 029 498	574 495	3 726 457
7020004000	Evacuated tubes for solar energycollectors	3 649	38 806	21 225	143 422



**I.3. IMPOR MENURUT KOMODITI / IMPORT BY HS COMMODITY**  
**\*\*\* NOVEMBER/NOVEMBER 2012 \*\*\***

HS	Uraian Komoditi Commodity Description	Berat Bersih / Net Weight (Kg)		Nilai / Value C.I.F (US\$)	
		Bulan ini Current Month	Kumulatif Cum.Jan. to date	Bulan ini Current Month	Kumulatif Cum.Jan. to date
7020009100	Blinds of glass	0	46	0	795
7020009900	Other articles of glass.	378 129	2 836 417	699 551	5 891 811
7101100000	Natural pearls	0	20	0	684
7101220020	Cultured pearls,salt water,worked	2	3	1 038	1 420
7102210000	Diamonds, unworked or simply sawn,cleaved or bruted, industrial	5	5	177 505	177 505
7102290000	Diamonds, worked, not mounted or set, industrial	0	1	0	5 068
7103109000	Oth precious stones, unworked or simplysawn or roughly shaped	0	3 127	0	29 819
7103990000	Oth rubies, sapphires & emeralds, worked	0	11 278	0	120 641
7104101000	Piezo-electric quartz,precious orsemiprecious stones,unworked	0	1	0	15
7104102000	Piezo-electric quartz,precious orsemiprecious stones,worked	241	18 614	21 500	535 501
7104200000	Other synthetic precious stones,unworked or simply sawn or rougl	0	26	0	503
7104900000	Other synthetic precious/semi stones,worked,roughly shapped	418	15 889	14 433	243 915
7105100000	Dust and powder of diamonds	2 785	5 596	59 210	274 303
7105900000	Dust & powder of other natural orsynthetic precious/semi preciou	20	364	602	6 984
7106100000	Silver powder	3 703	50 634	178 978	788 793
7106910000	Silver, unwrought	3 488	23 427	441 167	10 217 772
7106920000	Silver, semi-manufactured	57 795	209 062	657 496	6 798 922
7107000000	Base metals clad with silver,not further	172	5 065	144 961	1 048 046
7108110000	Gold powder	0	249	0	123 235
7108120010	Gold in lumps, ingots or cast bars	46	504	1 321 675	14 405 512
7108120090	Gold,not in lumps, ingots or cast bars,oth unwrought forms	262	5 027	1 610 818	16 444 067
7108130000	Gold,non monetary,othsemi-manufactured form	54	931	743 167	5 774 014
7109000000	Base metals/silver,clad with gold notfurther worked than semi-ma	0	544	0	1 907 296
7110110010	Platinum, in lumps, ingots, cast bars,powder or sponge,unwrought	1	1 868	2	146 048
7110110090	Platinum in oth form, unwrought	19	215	50	133 466
7110190000	Platinum, wrought	192	886	3 325	35 492
7110210020	Palladium in lump,ingots,cast bars,powder or sponge,unwrought	101	1 812	770	11 741
7110290000	Palladium, wrought	8	298	38	31 367
7110310090	Rhodium, unwrouht, in other form	0	3	0	7
7110390000	Rhodium, wrought	0	1	0	9
7110410010	Iridium, osmium & ruthenium in lump,ingots,cast bars,powder/sp	0	148	0	6 568
7110410090	Iridium, osmium and ruthenium, inother forms, unwrought	336	14 747	27 928	187 036
7110490000	Iridium, osmium & ruthenium, wrought	4	11	801	2 282
7112999000	Waste & scrap of oth precious metal	0	3 208	0	22 437
7113111000	Parts of jewellery of silver	0	85 209	0	7 586 232
7113119000	Jewellery of silver	147	4 424	88 839	1 125 302
7113191000	Parts of jewellery of other precious met	0	21 029	0	152 220
7113199000	Jewellery of other precious metal	1 935	45 643	25 037	613 807
7113201000	Parts of jewellery of base metal,clad with precious metal	0	289	0	10 132
7113209000	Jewellery of base metal, clad withprecious metal	6	446	772	8 548
7114110000	Articles of silversmiths wares of silverwhether or not plated or cla	134	1 153	8 390	678 807
7114190000	Articles of goldsmiths wares ofoth precious metal,	4	44	13 923	14 186
7114200000	Articles of gold&silversmiths waresof base metals, clad with precic	0	669	0	6 372
7115100000	Catalysts of platinum, in the form ofwire cloth or grill	0	7 856	0	24 510
7115901000	Other articles of golds or silver	26 706	246 297	1 236 750	14 734 944
7115902000	Other articles of metal clad withgold or silver	39	785	47 030	477 801
7115909000	Oth articles of precious metal/of metalclad with precious metal	120	3 540	31 704	63 219
7116100000	Articles of natural/cultured pearls	0	5	0	1 037
7116200000	Articles of precious/semi-preciousstones(natural/synthetic/recons	308	702	67 183	570 495
7117111000	Parts cuff-links and studs, of basemetal, whether or not plated	660	12 695	3 773	34 058
7117119000	Cuff-links and studs of base metalwhether/not plated with preciou	1 159	51 336	27 990	610 163
7117191000	Bangles of base metal, whether or notplated with precious metal	245	48 103	7 708	332 349
7117192000	Other imitation jewellery of base metalwhether or not plated w/ p	279 954	2 881 391	385 302	4 683 577
7117199000	Parts of oth imitation jewellery of basemetal,whether/not plated \	22 946	311 711	982 910	5 475 194
7117901100	Bangles,wholly of plastic or glass	29	9 039	429	103 033
7117901200	Bangles,wholly of wood,tortoise shell,ivory,bone,horn,coral,pearl;	0	9	0	73
7117901900	Other bangles	4 100	141 518	12 766	1 114 810
7117902100	Other imitation jewellerywholly of plastics or glass	5 816	577 021	10 709	1 478 345
7117902200	Oth imitatn jwllry of wood,bone,tortoiseshel,ivory,horn,coral,pear	316	9 659	178	9 470
7117902300	Oth imitatn jwllry of porcelain or china	0	376	0	2 070
7117902900	Other imitation jewellery	43 250	1 065 888	110 479	2 721 439
7117909100	Parts of imitation jewellerywholly of plastics or glass	0	2 422	0	36 813
7117909200	Part of imitat jwly of wood,bone,trtoisshel,ivory,horn,coral,pearl,	0	554	0	476
7117909900	Oth part of imitation jwllry	14 385	135 607	219 806	1 564 961
7118101000	Silver coin, not being legal tender	0	144	0	2 975
7118109000	Oth coin (not gold coin), not beinglegal tender	5	227	5	485
7118909000	Oth coin (oth than gold/silver coin)	490	4 660	1 179	5 940
7201100000	Non-alloy pig iron cont. by weight0.5% or less of phosphorus	16 079 140	25 362 056	6 833 904	12 934 240
7201500000	Alloy pig iron; spiegeleisen	45 420 164	156 459 559	16 590 677	76 057 888
7202110000	Ferro-manganese, cont. byweight more than 2% of carbon	686 000	9 275 163	544 100	8 028 759
7202190000	Ferro-manganese, cont. byweight <= than 2% of carbon	1 317 149	8 884 192	1 682 299	12 789 784

**I.3. IMPOR MENURUT KOMODITI / IMPORT BY HS COMMODITY**  
**\*\*\* NOVEMBER/NOVEMBER 2012 \*\*\***

HS	Uraian Komoditi Commodity Description	Berat Bersih / Net Weight (Kg)		Nilai / Value C.I.F (US\$)	
		Bulan ini Current Month	Kumulatif Cum.Jan. to date	Bulan ini Current Month	Kumulatif Cum.Jan. to date
7202210000	Ferro-silicon, cont. byweight more than 55% of silicon	1 424 029	16 913 796	1 909 470	23 708 345
7202290000	Ferro-silicon, cont. byweight <= than 55% of silicon	398 198	3 693 676	921 009	9 271 320
7202300000	Ferro-silico-manganese	1 004 885	32 467 824	1 247 454	16 186 578
7202410000	Ferro-chromium, cont. byweight more than 4% of carbon	127 599	1 502 409	287 713	2 753 113
7202490000	Ferro-chromium, cont. byweight <= than 4% of carbon	59 514	250 104	140 757	786 855
7202500000	Ferro-silico-chromium	0	72	0	1 618
7202600000	Ferro-nickel	0	63 047	0	1 230 828
7202700000	Ferro-molybdenum	20 060	277 763	380 242	4 746 364
7202800000	Ferro-tungsten & ferro-silico-tungsten	0	844	0	27 720
7202910000	Ferro-titanium and ferro-silico-titanium	16 000	50 560	84 128	333 294
7202920000	Ferro-vanadium	5 250	30 028	133 833	689 933
7202930000	Ferro-niobium	30 000	65 757	882 102	1 682 806
7202990000	Other ferro-alloys	241 720	2 272 940	566 854	6 420 816
7203100000	Ferrous products obtained by directreduction of iron ore	23 449 217	331 524 212	9 332 395	148 529 083
7203900000	Other ferrous products	4	80 355 483	13	34 758 050
7204100000	Waste and scrap of cast iron	1 484 930	10 031 919	590 090	4 448 905
7204210000	Waste and scrap of stainless steel	167 500	922 876	77 050	470 200
7204290000	Waste and scrap of oth alloy steel	45 827 044	195 114 898	18 533 568	86 642 831
7204300000	Waste & scrap of tinned iron or steel	0	7 887 484	0	4 722 429
7204410000	Turnings,shavings,chips,milling waste,sawdust,filings,trimmings &	2 369 565	74 021 148	870 424	32 338 778
7204490000	Other ferrous waste and scrap :	186 990 236	1 396 748 605	77 190 806	622 108 508
7204500000	Remelting scrap ingots	0	2 010	0	2 197
7205100000	Granules of pig iron, spiegeleison,iron or steel	796 659	10 201 545	799 016	10 939 316
7205210000	Powder of alloy steel	10 488	725 000	69 175	3 662 522
7205290000	Powder of pig iron, spiegeleison,iron or steel (oth than alloy steel)	351 563	3 341 004	708 088	8 145 545
7206101000	Iron&non-alloy in ingots containing byweight>0.6% of carbon,excl	0	20 212	0	21 484
7206109000	Iron&non-alloy in ingots containing byweight<=0.6% of carbon,excl	491 117	5 920 072	536 857	7 630 544
7206900000	Iron and non-alloy in primary formother than ingots	121 567	756 695	233 152	2 150 204
7207110000	Semi-finished iron/non-alloycont. < 0,25% carbon ,rectnglr,square	23 162 323	935 737 212	13 452 324	587 455 078
7207121000	Slabs of iron/non alloy, cont.< 0,25%of carbon, other than square	277 312 492	2 070 110 957	141 407 554	1 210 785 133
7207129000	Oth semi-finished iron/non-alloycont.< 0,25% carbon ,rectnglr,not	32 758 992	196 078 565	18 543 469	131 249 113
7207190000	Oth semi-finished iron/non-alloycont.< 0,25% of carbon	30 316 571	265 874 321	17 954 056	184 164 397
7207201000	Slabs of iron/non alloy,cont.byweight > 0.6% of carbon	0	190 337	0	200 422
7207202100	Oth semi-finished iron/non-alloy contby weight>0,6% of carbon,rc	43 839	102 675	155 747	407 079
7207202900	Oth semi-finished iron/non-alloy cont.by weight > 0,6% of carbon	2 450 615	41 119 362	1 361 835	26 214 308
7207209200	Oth semi-finished iron/non-alloy cont.bywght 0,25%<=carbon<=0,	52	788	859	14 568
7207209900	Oth semi-finished iron/non-alloy cont.byweight 0,25%<=carbon<=	254 240	86 867 624	351 126	62 982 909
7208100000	Flat-rolled iron/nas,relief,hot rolledwidth > 600 mm	28 401	3 600 555	59 633	3 342 130
7208250000	Flat-rolled iron/nas,pickled,hot rolledwdth>600 mm,thick>=4.75m	2 955 537	39 596 429	2 404 411	36 965 768
7208260000	Flat-rolled iron/nas,hot rollpickled,width>600mm,3 mm<thick<4,7	10 527 024	123 726 106	8 552 380	109 017 840
7208271000	Flat-rolled iron/nas,pickled,hot rolledwidth>600mm,of a thick<2 n	8 248 066	70 129 893	6 810 574	65 666 206
7208279000	Flat-rolled iron/nas,pickled,hot rolledwidth>600mm,of a 2mm<thi	10 600 356	129 918 220	8 527 846	117 353 731
7208360000	Flat-rolled iron/nas,hot rolledwidth>600 mm, thick>10 mm	13 298 794	121 732 332	8 333 386	85 155 823
7208370000	flat-rolled iron/nas,hot rolledwidth >600 mm, of a 4,75< thick< 10	12 245 826	125 301 888	8 156 404	92 460 185
7208380000	flat-rolled iron/nas,hot rolledwidth >600 mm, of a 3< thick< 4,75 n	10 487 796	145 661 600	6 574 998	99 837 146
7208390000	Flat-rolled iron/nas,hot rolledwidth >600 mm, thick< 3 mm	55 020 133	680 668 514	31 737 055	439 112 302
7208400000	Flat-rolled iron/nas,not in coilsrelief,hot rolled	8 917	18 775 225	9 279	13 621 624
7208510000	Flat-rolled iron/nas,width>600 mm,of a thickness>10 mm,hot rolle	33 461 779	397 926 757	26 367 351	370 772 196
7208520000	Flat-rolled iron/nas, width >600 mm,4,75 < thickness < 10 mm,hot	33 653 073	274 263 075	23 334 857	228 590 267
7208530000	Flat-rolled iron/nas, width >600 mm,3 < thickness < 4,75 mm,hot r	277 695	1 764 026	273 709	1 876 682
7208540000	Flat-rolled iron/nas,hot rolledwidth >600 mm, thickness < 3 mm	53 047	939 027	66 325	1 383 275
7208900000	Other Flat-rolled iron/nas	4 088 894	47 136 379	5 573 203	86 127 930
7209150000	Flat-rolled in coils,cold-rolledwidth>600mm,thickness>3 mm	304 723	5 545 339	277 958	5 218 052
7209160010	Flat-roll,in coils,pickled/not,cold-roll1<thick<3mm,600<width<125	15 247 962	153 032 694	12 341 370	137 517 663
7209160090	Flat-roll,in coils,pickled/not,cold-roll1<thick<3mm,width>1250 mn	2 393 597	25 865 527	2 295 159	27 573 717
7209170010	Flat-roll,in coils,pickled/not,cold-roll0.5<thick<1mm,600<width<1	30 290 520	314 171 970	23 038 613	271 009 772
7209170090	Flat-roll,in coils,pickled/not,cold-roll0.5<thick<1mm,width>1250 n	12 423 534	111 602 097	11 017 970	113 233 510
7209181000	Tin-mill blackplate (tmbp),cold-rollof a thickness < 0.5 mm	7 578 603	107 134 570	6 396 162	100 771 099
7209189900	Flat-roll,in coils,pickled/not,cold-roll0.5mm<thick<0.17mm,cont w	45 273 726	404 477 941	30 150 781	306 169 034
7209250000	Flat of iron/non-alloy, not incoil cold rolled, of a thickness >= 3 mm	328 210	7 544 871	346 576	6 940 045
7209260010	Flat of iron/non-alloy, not coil,coldrolled,1mm<thickness<3mm,wi	6 069	39 352	15 968	102 420
7209260090	Flat of iron/non-alloy, not coil,coldrolled,1 mm<thickness<3mm,w	9 583	162 235	16 487	222 616
7209270010	Flat of iron/non-alloy,not coil,coldrolled,0.5mm=<thickness<1mm,v	3 584	67 983	18 238	133 202
7209270090	Oth flat of iron/non-alloy,not in coil,cold rolled,0.5mm =< thicknes	4 287	330 790	23 564	1 452 616
7209289000	Flat of iron/nas,not coil,cont bywght<=0.6% of carbon 0.5>thick>0	0	20 848	0	40 443
7209901000	Flat of iron/non-alloy, cold-rolled,corrugated form	46 723	885 914	45 016	1 159 535
7209909000	Flat of iron/non-alloy, cold-rolled,other than corrugated form	8 229	487 931	24 369	729 631
7210111000	Flat-rolled of iron/nas,carbon>=0.6%,plated or coated with tin,thic	178 805	1 746 958	842 859	9 301 633
7210119000	Flat-rolled of iron/nas,carbon< 0.6%,plated or coated with tin,thicl	743 223	5 221 946	2 798 887	21 124 640
7210121000	Flat-rolled of iron/nas,carbon>=0.6%,plated or coated with tin,thic	955 710	8 247 615	1 280 360	10 948 332
7210129000	Flat-rolled of iron/nas,carbon<0.6%,plated or coated with tin,thick	7 666 853	84 763 983	8 346 698	97 883 451

**I.3. IMPOR MENURUT KOMODITI / IMPORT BY HS COMMODITY**  
**\*\*\* NOVEMBER/NOVEMBER 2012 \*\*\***

HS	Uraian Komoditi Commodity Description	Berat Bersih / Net Weight (Kg)		Nilai / Value C.I.F (US\$)	
		Bulan ini Current Month	Kumulatif Cum.Jan. to date	Bulan ini Current Month	Kumulatif Cum.Jan. to date
7210201000	Flat-rolled of iron/nas,carbon>=0.6%plated or coated with lead, th	63 932	2 276 242	120 393	3 703 182
7210209000	Flat-rolled of iron/nas,carbon>=0.6%plated or coated with lead, th	90 733	1 320 155	218 013	2 708 066
7210301100	Flat-rolled of iron/nas,carbon<0.6%plated with elctrolitically,thick-	3 696 689	64 773 565	3 298 290	62 527 349
7210301200	Flat-rolled of iron/nas,crbon<0.6%platedwith elctrolitically,1.5mm	316 291	4 527 746	308 981	5 207 713
7210301900	Flat-rolled of iron/nas,crbon<0.6%platedwith elctrolitically,1.5mm	968 205	7 917 352	878 201	6 552 231
7210309100	Flat-roll of iron/nas,carbon>=0.6%platedwith elctrolitically,1.2mm>	687 759	5 446 922	782 264	6 454 768
7210309900	Flat-roll of iron/nas,crbon>=0.6%platedwith elctrolitically,1.2mm<	570 908	26 583 054	753 454	21 045 815
7210411100	Flat-rolled,iron/nas,othws plated zinccorrugated,thick<=1.2mm,wj	0	731	0	5 594
7210411900	Flat-rolled,iron/nas,othws plated zinccorrugated,1.5mm<thick,wgj	0	7 843	0	79 461
7210419100	Flat-rolled,iron/nas,othws plated zinccorrugated,1.2mm>=thick,wj	0	14 851	0	19 737
7210419900	Flat-rolled,iron/nas,othws plated zinccorrugated,1.2mm<thick,wgj	0	1 972	0	13 576
7210491100	Flat-rolld,iron/nas,othws plat zinc-ironnot crrgtd,1.2mm>=thick,wj	8 274 365	82 024 773	8 399 873	89 599 388
7210491200	Flat-rolld,iron/nas,othws plat zinc-ironnot crrgtd,1.2mm>=thick,wj	6 465 387	60 711 385	5 705 296	59 361 153
7210491300	Flat-rolld,iron/nas,othws plat zinc-ironn-crrgtd,1.2mm<thick<=1.5i	1 234 551	10 557 372	1 211 616	10 958 089
7210491900	Flat-rolld,iron/nas,othws plat zinc-ironn-crrgtd,thick>1.5mm,wght-	3 175 821	32 141 875	3 226 963	34 508 363
7210499100	Flat-rolld,iron/nas,othws plat zinc-ironn-crrgtd,1.2mm>=thick,wgh	0	97 789	0	102 240
7210499900	Flat-rolld,iron/nas,othws plat zinc-ironn-crrgtd,1.2mm<thick,wght:	87 319	1 936 806	98 973	1 797 297
7210500000	Flat-rolled iron/non-alloy plated withchromium & or chromium oxic	1 684 397	24 741 512	1 893 745	28 254 472
7210611100	Flat-rolld,iron/nas,plated alumnm-zinc,1.2mm<=thickness,weight<C	28 428 566	223 537 563	24 745 761	209 448 284
7210611200	Flat-rolld,iron/nas,plated alumnm-zinc,1.2mm<thickness<1.5mm,wj	0	1 522 722	0	1 412 073
7210611900	Flat-rolld,iron/nas,plated alumnm-zinc,1.5mm>thickness,weight<C	0	3 375 338	0	3 120 495
7210619900	Flat-rolld,iron/nas,plated alumnm-zinc,1.2mm<=thickness,weight>	49 167	81 556	114 614	147 823
7210691100	Flat-rolld,iron/nas,plated alumnm,1.2mm<=thickness,weight<0.6%	79 537	6 425 625	90 831	7 265 412
7210691200	Flat-rolld,iron/nas,plated alumnm,1.2mm<thickness<1.5mm,wglt	0	61 250	0	63 049
7210691900	Flat-rolld,iron/nas,plated alumnm,1.5mm>thickness,weight<0.6%	20 885	498 733	23 225	633 262
7210699100	Flat-rolld,iron/nas,plated alumnm,1.2mm>thickness,weight>=0.6%	0	35 080	0	45 604
7210699900	Flat-rolld,iron/nas,plated alumnm,1.2mm<=thickness,weight>=0.6	37 547	458 233	40 964	681 178
7210701000	Flat-rollof iron/nas,painted, varnished,coated plastics,carbon<0.6%	15 121 341	108 172 665	17 069 903	127 041 642
7210709000	Flat-rollof iron/nas,painted, varnished,coated plastics,carbon<0.6%	584 503	8 175 259	1 122 089	10 749 532
7210901000	Flat-rollof iron/nas,plated,coated othmetal,carbon<0.6%,thick<=1.	631 260	4 640 322	718 092	5 425 930
7210909000	Flat-rollof iron/nas,plated,coated othmetal,carbon<0.6%,thick>1.5	28 043	1 672 506	99 248	3 941 149
7211141000	Roll-on 4 face/in clod box,HR,notclad,hoop&strip,150 mm<width-	0	54 364	0	84 583
7211139010	Roll-on 4 face/in clod box,HR,notclad,crrugtd,crbn<0.6%,thick<=4	0	3 149	0	4 960
7211139090	Roll-on 4 face/in clod box,HR,notclad,crrugtd,crbn>=0.6%,thick<=	13 091	504 370	31 262	860 579
7211141100	Flatroll,iron/nas,HR,notclad,hoop&strip,4.75mm<=thick<=10mm,v	184 934	3 481 270	300 538	3 150 401
7211141900	Oth flatroll,iron/nas,HR,notclad,4.75mm<=thick<=10mm	26 785	2 097 811	41 770	4 019 258
7211142100	Flatroll,iron/nas,HR,notclad,hoop&strip,thick>10mm,width<=400	0	53 872	0	63 490
7211142900	Oth flatroll,iron/nas,HR,notclad,thick>10mm	4 891	12 182	7 012	18 087
7211191100	Flatroll,iron/nas,HR,notclad,hoop&strip,4.75mm>thick>=2mm,wid	151 859	1 469 752	191 979	1 830 705
7211191200	Flatroll,iron/nas,HR,notclad,corrugted,4.75mm>thick>=2mm,crbo	0	4 541	0	10 571
7211191900	Oth flatroll,iron/nas,HR,notclad,4.75mm>thick>=2mm	335 760	5 710 887	303 273	5 017 705
7211192100	Flatroll,iron/nas,HR,notclad,hoop&strip,thick<2mm,width<=400	1 326	534 678	782	440 584
7211192900	Flatroll,iron/nas,HR,notclad,2mm>thick>0.17mm	0	77 334	0	90 942
7211232000	Flatroll,iron/nas,CR,notclad,crbon<0.25%hoop&strip,width<=400n	386 607	4 660 012	490 904	5 941 364
7211239090	Oth flatroll,iron/nas,CR,notclad,crbon<0.25%	20 457	173 396	26 370	184 577
7211292000	Flatrol,iron/nas,CR,notclad,crbon>=0.25%hoop&strip,width<=400i	319 698	3 433 017	768 121	8 548 639
7211293000	Flatrol,iron/nas,CR,notclad,crbon>=0.25%thickness<=0.17mm	0	4 383	0	57 108
7211299000	Oth flatroll,iron/nas,CR,notclad,crbon>=0.25%	2 712	584 601	13 955	1 104 226
7211901000	Oth Hoop&strip iron/not alloy,not clad width < 400mm	0	123 919	0	130 036
7211902000	Oth flat-rolled iron/not alloy,not cladcorrugated, carbon < 0,6%	0	1 367	0	9 083
7211903000	Oth flat-rolled iron/not alloy,not cladthickness <= 0.17 mm	0	1	0	23
7211909000	Oth flat-rolled iron/not alloy,not cladthickness > 0.17 mm	160 154	1 979 235	262 752	3 975 878
7212101000	Flat-rolled,iron/nas,plated w/ tin,clad,width<=400mm,hoop&strip	0	61 351	0	80 660
7212109900	Flat-rolled,iron/nas,plated w/ tin,clad,400mm<width<600mm,cart	27 723	2 246 573	9 336	632 372
7212201000	Flat-rolled,iron/nas,electroltclly zinc,width<=400mm,hoop&strip	373 927	3 355 652	336 791	3 671 292
7212202000	Flat-rolled,iron/nas,electroltclly zinc,width<=400mm,carbon<0.6%	932	20 505	5 978	137 571
7212209000	Oth flat-rolled,iron/nas,electroltclly zinc	54 186	3 746 365	220 004	6 049 495
7212301000	Flat-rolled,iron/nas,plated zinc,clad,width<=400mm,hoop&strip	292 541	2 965 932	355 199	3 399 952
7212302000	Flat-rolled,iron/nas,plated zinc,clad,carbon<0.6%,thick<=1.5mm	15 255	76 505	14 645	78 174
7212309100	Flat-rolled,iron/nas,plated iron-zinc,carbon<0.04%,thick<=1.5mm,i	0	12 272	0	82 654
7212309900	Flat-rolled,iron/nas,plated iron-zinc,carbon>=0.04%,thick<=1.5mr	6 230	345 494	5 981	324 379
7212401000	Flat-rolled,iron/nas,coated plastic,painted,varnished,hoop&strip,w	518 447	4 410 612	787 093	6 793 606
7212402000	Flat-rolled,iron/nas,coated plastic,painted,varnished,thick<=1.5mr	60 630	2 136 330	67 506	2 614 575
7212409000	Flat-rolled iron/not alloy, other shape,painted, varnished/coated v	2 359 808	22 149 679	3 999 581	34 435 604
7212501100	Hoop,strip iron/not alloy, width<400 mm,coated with chromium	204 748	953 869	134 476	833 155
7212501900	Flat-rolled iron/not alloy, otherwiseplated or coated	51 495	251 814	171 718	1 618 369
7212502100	Hoop,strip iron/not alloy, width<400 mm,coated with aluminium-i	19 022	1 296 666	24 893	1 455 964
7212502900	Flat-rolled iron/not alloy, otherwiseplated or coated	20	20	10	10
7212509100	Other hoop,strip iron/not alloy, width<400 mm	0	52 961	0	10 643
7212509200	Other flat-rolled iron/not alloy,carbon<0,6%, thick > 1.5 mm	66 305	666 057	288 513	2 917 475
7212509900	Flat-rolled iron/not alloy, otherwiseplated or coated	85 920	1 007 498	34 059	541 313

**I.3. IMPOR MENURUT KOMODITI / IMPORT BY HS COMMODITY**  
**\*\*\* NOVEMBER/NOVEMBER 2012 \*\*\***

HS	Uraian Komoditi Commodity Description	Berat Bersih / Net Weight (Kg)		Nilai / Value C.I.F (US\$)	
		Bulan ini Current Month	Kumulatif Cum.Jan. to date	Bulan ini Current Month	Kumulatif Cum.Jan. to date
7212601000	Hoop,strip iron/not alloy, clad width< 400mm	55 315	762 400	302 667	4 418 767
7212609000	Flat-rolled iron/not alloy, clad	300 989	1 963 560	213 356	2 252 351
7213100000	Containing indentations,ribs,grooves ofcircular crosssection <= 50	6 324	1 015 792	10 793	1 014 297
7213200000	Other bars, rods, hot-rolled , in irreg.of free-cutting steel	126 888	3 384 761	262 626	4 660 438
7213911000	Bar,hot-roll,irreg. wound coil,iron/non-alloy steel,less 14mm,for sc	314 429	5 484 466	216 956	4 372 784
7213912000	Bar,hot-roll,irreg. wound coil,iron/non-alloy steel,less 14mm,for c	813 085	4 503 769	609 970	3 484 698
7213919000	Oth Bar,hot-roll,irreg. wound coil,iron/non-alloy steel,oth free-cut	8 349 309	109 856 842	6 314 388	95 163 015
7213991000	Oth Bar,hot-roll,irreg. wound coil,iron/steel,less 14mm,oth use,for	0	892 409	0	872 817
7213999000	Oth Bar,hot-roll,irreg. wound coil,iron/non-alloy steel,circular less	1 403 987	15 131 848	1 482 820	17 410 663
7214101100	Oth bars,rods of iron, non-alloy steelforged,carbon<0.6%,circlr cro	464 873	5 562 458	438 400	5 588 706
7214101900	Oth bars,rods of iron, non-alloy steelforged,carbon<0.6%,not circu	75 427	1 071 011	184 151	1 813 638
7214102100	Oth bars,rods of iron, non-alloy steelforged,carbon>=0.6%,circlr cr	20 342	24 488 982	46 320	11 614 609
7214102900	Oth bars,rods of iron, non-alloy steelforged,carbon >= 0.6%,not cir	128 956	496 930	106 138	1 465 035
7214203100	Cont. indentation,rib,groove,carbon<0.6%circ. cross-section,for co	150 488	1 137 316	125 457	955 557
7214203900	Cont. indentation,rib,groove,carbon<0.6%circ. cross-sect. not for c	2 985	1 921 258	11 118	1 623 376
7214204900	Cont. indentation,rib,groove,carbon<0.6%not circ.cros.sec.not for	0	10 553	0	13 738
7214205100	Cont.Indentation,rib,groove,carbon>=0.6%circ. cross-section,for c	0	581	0	11 163
7214205900	Cont.Indentation,rib,groove,carbon>=0.6%circ. cross-sect. not for	0	44 596	0	38 497
7214206100	Cont.Indentation,rib,groove,carbon>=0.6%not circ. cross-sect. for	0	15	0	436
7214206900	Cont.Indentation,rib,groove,carbon>=0.6%not circ.cros.sec.not for	14 666	584 377	19 972	393 604
7214300000	Other bars & rods, not forged, of free-cutting steel	22 429	1 759 656	64 429	2 568 602
7214911010	Concrete steel, hot-rolled,hot-drawn ,hot-extruded, carbon < 0.6%	4 280 920	37 909 194	2 842 537	28 916 062
7214911020	Shaft bars, manganese steel, hot-rolled,hot-drawn, hot-extruded, i	90 542	1 228 613	222 542	3 615 218
7214911090	Other bars & rods, hot-rolled,hot-drawnor hot-extruded, carbon <	304 844	4 110 575	272 432	3 648 982
7214912010	Concrete steel, hot-rolled,hot-drawn ,hot-extruded, carbon >= 0.6	5 817	10 863	15 649	28 916
7214912020	Shaft bars, manganese steel, hot-rolled,hot-drawn, hot-extruded, i	406	27 807	19 946	279 528
7214912090	Other bars & rods, hot-rolled,hot-drawnor hot-extruded, carbon >	617 982	3 739 498	965 884	5 359 906
7214991010	Carbon,oth than of circular cross-section: concrete steel	487	520 203	1 610	458 063
7214991020	Carbon, other than of circular cross-section:shaft bars; manganese	12 489	715 656	233 214	2 804 653
7214991090	Oth. carbon, other than of circularcross-section	638	417 432	1 198	339 198
7214999010	Oth. carbon, other than of circularcross-section concrete steel	42 419	1 411 339	62 027	1 891 722
7214999020	Oth. carbon, other than of circularcross-sect:shaft bars; manganes	3 854 005	55 444 350	4 076 271	65 170 614
7214999090	Oth.Than Concrete steel, Shaft bars,manganes steel	70 907	2 114 583	92 521	2 833 850
7215100000	Oth bars & rods of iron/non-alloy steelfree-cutting steel,cold-form	291 147	4 785 461	546 710	9 419 693
7215501000	Oth bars & rods of iron/non-alloy steelcontaining by weight 0.6% c	28 344	4 891 671	55 867	2 688 290
7215509100	Oth bars & rods of iron/non-alloy steel,cont.carbon <0.6%,for conc	428	78 669	5 145	113 987
7215509900	Oth bars & rods of iron/non-alloy steel,cont.carbon<0.6%,not for c	290 612	3 532 854	470 975	5 751 652
7215901000	Oth Mangan steel/shaft bars,containingby weight less than 0.6% o	0	109 475	0	201 388
7215909000	Manganese steel/shaft bars,containing byweight less than 0.6% of	381 208	9 411 931	508 813	23 759 244
7216100000	U, i or h sections, not further workedthan hot-rolled, of a height <	708 543	4 813 241	953 750	9 279 417
7216210000	L section of iron/non-alloy steel, notworked than hot-rolled,of a h	263 639	5 576 248	387 902	5 356 466
7216220000	T section of iron/non-alloy steel, notworked than hot-rolled,of a h	0	490 218	0	392 074
7216310000	U, I or H sections, not further workedU sections	397 893	6 573 536	417 934	6 451 406
7216320000	U, I or H sections, not further workedI sections	2 143 428	17 590 961	1 793 472	15 193 994
7216330000	U, I or H sections, not further workedH sections	2 574 264	41 733 351	2 335 445	37 486 942
7216400000	L/T sect,not further work than hot-rollhot-drawn/extrud,a height c	6 371 334	66 153 467	4 715 897	52 029 785
7216501000	Oth angles,shapes&sections,not furtherof a height of less than 80	609 755	3 711 114	572 912	3 882 628
7216509000	Oth angles, shapes & sect,not further of a height of more than 80 r	3 187 600	31 343 222	2 792 098	32 905 941
7216610000	Angles,shapes&sections,not worked thancold-formed,obtain from	99	13 583	2 955	43 072
7216690000	Angle,shape&sect,not workthan cold formoth than obtain from fla	507 901	3 878 197	739 699	5 073 497
7216910000	Oth angles,shapes&sect,not further workcold form/finish from flai	284 373	884 422	254 997	1 037 465
7216990000	Oth angles,shapes&sect,not further workoth than cold form/finish	969 446	15 719 291	1 080 132	16 218 715
7217101000	Wire of iron/non-alloy steel,not platd/coated,cont.carbon < 0.25%	729 662	11 486 758	379 799	4 797 362
7217102200	Wire: bead,flat hard steel reed,prestresconcrete steel,0.25%>cont	103 225	2 352 371	149 567	3 836 289
7217102900	Other wire of iron or non-alloy steel,not plate/coated, 0.25% =< c	1 505 700	16 014 056	1 242 068	16 127 813
7217103110	Prestressed concrete steel wire,contain carbon>=0.6% by weight	216	1 512 905	6 685	1 416 932
7217103190	Wire: spokes,bead,reed,free cut.steelcontain carbon>=0.6% by we	380 445	5 446 254	470 551	6 747 610
7217103900	Other wire of iron or non-alloy steel,not plated/coated, cont. carb	1 789 569	8 997 619	1 801 120	10 546 224
7217201010	Wire of iron/non-alloy steel,plated w/zinc > 240gr/m2, cont.carbo	605 926	7 371 389	552 701	7 214 242
7217201090	Wire of iron/non-alloy steel,plated w/zinc <= 240gr/m2, cont.carb	1 152 731	9 823 132	441 557	3 981 551
7217202000	Wire of iron/non-alloy steel,plated w/zinc,cont.carbon>0.25% <	11 711	185 639	41 573	586 433
7217209100	High carbon steel core wire, for aluminiumconductors steel reinforce	1 551	1 102 132	63 141	2 031 461
7217209900	Oth than high carbonsteel core wire,foraluminium conduct steel r	55 619	3 336 496	332 436	6 850 396
7217301900	Wire of iron/non-alloy steel,plated orcoated with out tin,cont.cart	0	26 225	0	44 826
7217302100	Wire of iron/non-alloy steel,plated orcoated with tin,cont.0.25% >	0	6 178	0	39 959
7217302900	Wire of iron/non-alloy steel,plated orcoated w/out tin,cont.0.25%	3 517	13 815	43 253	115 101
7217303110	Copper alloy coated w/brass of pneumaticrubbers tyre	1 296 080	23 260 215	2 035 583	35 562 998
7217303190	Copper alloy coated with other copperalloys of pneumatic rubbers	750 332	6 677 358	955 924	9 212 387
7217303200	Wire of iron/non-alloy steel,plated/coatwith tin, cont.carbon>=0.6	467	757	3 255	5 345
7217303900	Wire of iron/non-alloy steel,plated/coatwi/ out tin & copper, cont.	326 283	2 534 833	372 459	3 939 712
7217901000	Oth wire iron/non-alloy steel,plate/coatwith other metals, 0.25%<	40 255	380 386	33 411	683 497

**I.3. IMPOR MENURUT KOMODITI / IMPORT BY HS COMMODITY**  
**\*\*\* NOVEMBER/NOVEMBER 2012 \*\*\***

HS	Uraian Komoditi Commodity Description	Berat Bersih / Net Weight (Kg)		Nilai / Value C.I.F (US\$)	
		Bulan ini Current Month	Kumulatif Cum.Jan. to date	Bulan ini Current Month	Kumulatif Cum.Jan. to date
7217909000	Oth wire iron/non-alloy steel,plate/coatwith other metals, 0.25%>	20 222	389 915	342 693	2 420 667
7218100000	Ingots & oth primary forms of stainlesssteel	2 576	528 258	15 980	2 014 161
7218910000	Semi-finished prod.of stainless steel ofrectangulr (not square) cros	7 868	314 793	25 645	335 316
7218990000	Oth semi-finished prod.of stainlesssteel	308 505	3 009 332	3 264 438	27 690 236
7219110000	Flat-roll prod of stainless steel,hotrolled,in coil of a thick exceed 10	111 323	1 550 388	86 982	5 412 471
7219120000	Flat-roll prod of stainless steel,hotroled,in coil of a 4.75mm=<thick	94 996	5 882 258	231 811	11 351 308
7219130000	Flat-roll prod of stainless steel,hotrolled,in coil of a 3mm=<thick=<=	3 604 452	57 722 887	6 577 254	108 164 484
7219140000	Flat-roll prod of stainless steel,hotrolled,in coil of a thickness<=3m	3 039 318	50 153 450	4 277 379	74 863 674
7219210000	Flat-roll prod of stainless steel,hotrolled,not in coil of a thick > 10n	797 198	8 367 293	1 755 879	19 087 288
7219220000	Flat-roll prod of stainless steel,hotroll,not in coil of 4.75mm=<thick<	1 085 299	12 051 999	2 539 719	29 724 329
7219230000	Flat-roll prod of stainless steel,hotroll,not in coil of a 3mm=<thick<	896 828	9 126 118	2 096 146	22 910 422
7219240000	Flat-roll prod of stainless steel,hotrolled,not in coil of a thickness<	186 410	1 391 582	266 445	2 329 966
7219310000	Flat-rolled prod.of stainless steel,cold rolled, of a thickness >= 4.75	22 468	465 983	36 296	1 163 047
7219320000	Flat-rolled prod.of stainless steel,cold rolled, 3 mm =< thickness <	433 618	2 708 634	986 140	7 008 374
7219330000	Flat-rolled prod.of stainless steel,cold rolled, 1 mm < thickness < 3	2 319 030	18 093 749	4 739 755	36 892 588
7219340000	Flat-rolled prod.of stainless steel,cold rolled, 0.5 mm =< thickness	1 807 851	15 238 532	3 329 374	30 577 626
7219350000	Flat-rolled prod.of stainless steel, ofa thickness < 0.5 mm	1 196 974	11 533 251	2 402 356	23 929 377
7219900000	Oth flat-roll prod.of stainless steel,thick>=1.5mm & <125mm patte	103 348	4 180 160	188 932	4 947 885
7220111000	Hoop & strip of stainless steel, hotrolled,of a thick >= 4.75 mm,wic	240	931 028	3 003	1 673 088
7220119000	Hoop & strip of stainless steel, hotroled,of a thick >= 4.75 mm,wid	51 704	663 164	130 932	1 784 389
7220121000	Hoop & strip of stainless steel, hotrolled,of a thick < 4.75 mm,wid	21 174	177 966	98 782	752 302
7220129000	Hoop & strip of stainless steel, hotrolled,of a thick < 4.75 mm,wid	100 692	1 708 464	871 023	10 430 195
7220201000	Hoop & strip of stainless steel, coldrolled, width < 400mm	118 205	1 683 477	483 351	7 283 219
7220209000	Hoop & strip of stainless steel, coldrolled, width>400mm	158 301	3 712 066	284 032	6 646 444
7220901000	Hoop & strip of stainless steel, notcold rolled, width < 400mm	26 104	316 442	423 506	4 264 028
7220909000	Hoop & strip of stainless steel, notcold rolled, width > 400mm	404 155	7 898 171	802 358	15 504 600
7221000000	Bars & rods, hot-rolled,in irregularlywound coils, of stainless steel.	3 170 578	17 348 377	992 096	6 385 469
7222110000	Bars,rods, hot-rolled, in irregularly ofcircular cross-section	299 996	3 636 565	799 715	7 289 774
7222190000	Bars,rods, hot-rolled, in irregularly ofnot circular cross-section	459 865	9 732 676	749 273	12 983 301
7222201000	Bars,rods, cold-formed or cold-finishedof circular cross-section	224 247	1 373 458	884 046	5 752 983
7222209000	Bars,rods, cold-formed or cold-finishedof not circular cross-sectio	143 460	3 588 721	769 058	10 946 424
7222301000	Other bars and rods of circular cross-section	44 573	792 592	43 575	1 088 936
7222309000	Other bars and rods of not circularcircular cross-section	531 977	3 713 902	1 098 191	6 915 721
7222401000	Angles,shapes&sections,not further workthan hot-rolled,hot-draw	95 412	668 428	183 604	1 610 096
7222409000	Angles,shapes&sections, further workedthan hot-rolled,hot-draw	123 654	1 493 857	225 122	2 774 775
7223000000	Wire of stainless steel having a cross-sectional dimension exceedir	1 032 550	9 688 162	4 449 015	41 904 623
7224100000	Ingots & oth primary forms of oth alloysteel	204 256	1 674 953	295 125	2 733 401
7224900000	Semi-finished prod. of oth alloy steel	3 073 146	47 638 331	3 142 081	55 700 689
7225110000	Grain-oriented of silicon-elect steel awidth of 600 mm or more.	2 318 260	18 748 342	4 587 337	40 180 412
7225190000	Oth than Grain-orient of silicon-electsteel a width of 600 mm or m	1 797 763	21 155 648	1 774 448	24 251 694
7225301000	Flat-roll high speed steel,width>=600mm,not further worked than	181 703	5 031 468	388 946	3 725 365
7225309000	Flat-roll not high speed steel,w.>=600mmnot further worked than	3 623 456	27 489 517	2 956 989	28 778 875
7225401000	Flat-roll high speed steel,width>=600mm,not further work th hot-r	6 111 322	50 084 406	4 685 863	38 965 273
7225409000	Flat-roll not high speed steel,w.>=600mmnot further work th hot-r	2 162 760	54 408 899	3 807 049	81 455 008
7225501000	Oth flat-roll high speed steel,width>=600mm,not further worked than	1 537	1 182 992	68 656	2 073 460
7225509000	Flat-roll not high speed steel,w.>=600mmnot further worked than	3 807 519	26 314 929	3 225 122	25 914 221
7225911000	Oth flat-roll high speed steel,w.>=600mmelectrolytically plated/cc	0	3 681 146	0	2 604 174
7225919000	Oth flat-roll not hi.sped stel,w.>=600mmelectrolytically plated/co	439 131	5 160 757	662 409	7 601 217
7225921000	Oth flat-roll high speed steel,w.>=600mmotherwise plated or coat	0	1 503 098	0	1 523 571
7225929000	Oth flat-roll not hi.sped stel,w.>=600mmotherwise plated or coate	3 304 586	27 782 833	2 615 084	25 214 221
7225991000	Oth flat-roll high speed steel,w.>=600mmotherwise plated or coat	0	98 223	0	181 162
7225999000	Oth flat-roll not hi.sped stel,w.>=600mmotherwise plated or coate	10 080 903	54 514 859	8 442 136	48 772 184
7226111000	Hoop & strip, grain-oriented of siliconelectrical steel, of a width <=	102 094	1 289 981	267 748	3 591 427
7226119000	Hoop & strip, grain-oriented of siliconelect steel, of a width >400 r	172 395	7 965 777	359 752	21 307 815
7226191000	Hoop,strip,oth than grain-orient ofsilicon elect steel,of a width<= 4	56 163	476 107	194 523	1 653 688
7226199000	Hoop,strip,oth than grain-orient ofsilicon elect steel,of width>400l	570 697	2 946 588	465 374	5 992 689
7226201000	Hoop & strip of high speed steel of awidth <= 400 mm	7 738	10 084	52 279	75 875
7226209000	Hoop & strip of high speed steel of awidth > 400 mm, < 600mm	0	23 128	0	84 418
7226911000	Hoop,strip of oth alloy steel,hot rolledof a width <= 400 mm	77 960	661 352	135 000	1 422 474
7226919000	Hoop,strip of oth alloy steel,hot rolledwidth >400 mm, <=600mm	147 699	9 493 364	559 172	8 636 111
7226921000	Hoop,strip of oth alloy steel, coldrolled, of a width <= 400 mm	29 520	198 587	73 186	481 068
7226929000	Hoop,strip of oth alloy steel, coldrolled, width >400 mm, <= 600m	1 900 719	15 717 581	1 076 612	9 212 753
7226991100	Hoop & strip of oth alloy steel, width<= 400 mm,not further work	65	6 335	358	37 208
7226999100	Not hoop&strip of oth alloy steel, width<= 400 mm,not further wo	2 579	175 720	2 500	461 039
7226999100	Hoop&strip of oth alloy steel, w.>400mm&<= 600mm,plated/coat	964	2 604	4 991	10 604
7226999900	Hoop&strip of oth alloy steel, w.>400mm&<= 600mm,plated/coat	402 701	2 146 662	392 478	2 894 082
7227100000	Bars & rods, hot-rolled, in irregularlywound coils, of high speed ste	0	116 511	0	57 155
7227200000	Bars & rods, hot-rolled, in irregularlywound coils, of silico-mangan	1 190 293	19 127 896	883 426	14 206 203
7227900000	Oth bars & rods, hot-rolled, inirregularly wound coils	31 455 690	266 866 785	19 530 385	189 972 687
7228101000	Bars & rods, of high speed steel, ofcircular a cross-section	14 655	2 248 578	115 926	3 153 781
7228109000	Bars & rods, of high speed steel,not ofcircular a cross-section	104 061	1 182 171	139 871	3 607 975

**I.3. IMPOR MENURUT KOMODITI / IMPORT BY HS COMMODITY**  
**\*\*\* NOVEMBER/NOVEMBER 2012 \*\*\***

HS	Uraian Komoditi Commodity Description	Berat Bersih / Net Weight (Kg)		Nilai / Value C.I.F (US\$)	
		Bulan ini Current Month	Kumulatif Cum.Jan. to date	Bulan ini Current Month	Kumulatif Cum.Jan. to date
7228201100	Bars&rods,silico-mangan steel,circular across-section,hot-roll/draw	0	400 855	0	440 602
7228201900	Bars&rods,silico-mangan steel,circularcross-section,not hot-roll/dr	1 779 076	11 343 335	1 819 790	11 797 613
7228209100	Bar&rod,silico-mangan steel,not circularcross-section,hot-roll/draw	575	342 058	3 839	496 744
7228209900	Bar&rod,silico-mangan steel,not circularcross-section,not hot-roll/	221 151	2 605 523	629 464	6 895 740
7228301000	Oth bars&rods,of silico-manganese steelof circular cross-section	12 130 264	137 363 710	11 268 139	153 366 274
7228309000	Oth bars&rods,of silico-manganese steelnot of circular cross-section	8 595 056	86 278 053	11 108 564	105 960 296
7228401000	Oth bars,rods,not further worked thanforget, of circular cross-sect	20 697	956 353	100 291	2 044 311
7228409000	Oth bars,rods,not further worked thanforget, not of circular cross-	268 626	8 081 252	715 203	12 872 828
7228501000	Oth bars,rods,not formed/cold finishedof circular cross-section	566 719	4 155 773	1 553 528	14 522 726
7228509000	Oth bars,rods,not formed/cold finishednot of circular cross-section	574 017	5 873 744	844 221	10 463 859
7228601000	Other bars and rods : of circular cross-section	145 857	2 804 176	325 941	5 372 372
7228609000	Other bars and rods : not of circularcross-section	2 028 632	14 763 565	1 114 603	14 384 265
7228701000	Angles,shapes&sections,oth bars&rods,cross-section,hot-roll/draw	32 700 084	252 401 055	19 662 956	169 100 195
7228709000	Angles,shapes&sections,oth bars&rods,cross-section,not hot-roll/c	4 052 043	52 997 782	2 903 094	25 246 788
7228801100	Hollow drill bars,rods, weight >=0.6% ofcircular cross-section	8 741	125 482	171 752	2 662 124
7228801900	Hollow drill bars,rods, weight >=0.6%not of circular cross-section	2 250	8 655	10 053	190 000
7228809000	Oth. Hollow drill bars and rods	332 378	7 175 417	1 704 002	11 330 323
7229200000	Wire of silico-manganese steel	883 923	7 822 183	1 274 232	10 837 193
7229901000	Wire of other alloy steel. of high speedsteel	345 367	6 449 783	363 408	5 684 512
7229909010	Wire of other alloy steel. not of highspeed steel,chromium>=0.5%	598 447	6 572 320	1 415 975	14 982 964
7229909090	Wire of other alloy steel. not of highspeed steel,chromium<0.5%	1 656 039	22 310 404	4 163 748	42 336 062
7301100000	Sheet piling of iron or steel	4 274 304	27 255 641	3 242 039	22 971 011
7301200000	Angles, shapes and sections of iron orsteel	40 458	1 220 004	202 441	2 222 409
7302100000	Rails of iron or steel	11 093 079	45 241 248	12 679 315	59 101 001
7302300000	Switch-blades, crossing frogs,point rodsand other crossing pieces	1 515	3 018 191	3 891	10 405 098
7302400000	Fish-plates and sole plates of iron orsteel	551 944	3 994 921	621 447	4 750 407
7302901000	Sleepers, of iron or steel	1 140	4 117 438	3 187	799 606
7302909000	Other than sleepers, of iron or steel	299 064	4 195 131	364 470	8 896 727
7303001100	Hubless tubes and pipes	229 793	2 641 571	730 688	21 382 394
7303001900	Tubes and pipes with hub	1 061 377	16 134 416	758 433	8 845 394
7303009010	Hollow profiles, of cast iron with anexternal diameter < =100 mm	175 526	2 203 664	295 592	2 680 674
7303009090	Hollow profiles, of cast iron with anexternal diameter > 100 mm	2 221 726	24 857 295	3 276 886	60 241 914
7304110000	Tubes, pipes and hollow profiles,seamless, of stainless steel	836 790	15 497 240	3 344 649	55 578 304
7304190000	Oth.tube,pipe&hollow profile,seamless,line pipe of a kind use for c	12 545 803	217 219 698	22 385 160	275 475 400
7304220010	Oth.tube,pipes&hollow profile,seamless,unfinished drill pipe (gree	1 796	5 753 131	9 829	9 865 084
7304220090	Oth.tube,pipes&hollow profile,seamless,unworked pipe end	7 947	2 594 009	34 011	9 579 597
7304230010	Unfinished drill pipe (green pipe) withyield strength less than 75,0	256 048	1 467 845	297 016	2 442 923
7304230090	Oth. unfinished drill pipe (green pipe)	624 107	5 378 374	3 100 093	23 515 877
7304240010	Unfinsh case&tube, yield strgh<75000Psioth.of stanlss stel for drill	0	682 822	0	1 936 211
7304240090	Oth.unfinsh casetube&unworked pipe endwith yield strength less	16 707	1 035 107	139 325	9 215 677
7304290010	Unfinsh casetube&unworked pipe end withyield strength less tha	36 041 469	257 053 833	54 116 600	403 635 744
7304290090	Oth.unfinsh casetube&unworked pipe endwith yield strength less	10 647 678	106 894 821	17 622 092	220 078 856
7304311000	Drillrod casing&tubing,w/pin&box thread,cold-drawn/rolled,circul	20 943	643 202	71 213	1 673 751
7304312000	High-pressure pipe,cold-drawn/rolled,circular cross-section,iron/a	325	114 246	5 439	409 962
7304314000	Circular cross-section,iron/non-alloysteel,diameter<140mm&carb	40 000	125 732	30 560	152 465
7304319000	Circular cross-section,iron/non-alloysteel,diameter>=140mm&carl	1 889 483	19 459 176	4 097 379	43 509 629
7304392000	Oth circ.cross-section,iron/non-alloy,high-pressure pipe	0	333 226	0	827 145
7304394000	Oth circ.cross-section,iron/non-alloy,steel,diameter<140mm&cart	51 516	562 153	104 913	1 053 143
7304399000	Oth circ.cross-section,iron/non-alloy,steel,diameter>=140mm&car	741 069	28 266 754	1 711 093	59 208 932
7304410000	Cold-drawn or cold-rolled (cold-reduced)stainless steel	244 452	3 792 841	1 201 468	16 792 139
7304490000	Oth. Cold-drawn or cold-rolled (cold-reduced) stainless steel	1 025 413	5 240 526	3 113 399	17 903 481
7304511000	High press. conduits,of circular cross-sect.of oth alloy steel,cold ro	11 434	161 450	64 896	1 156 987
7304519000	Oth tubes/pipes/hollow profiles,seamlesscold rolled,clrcr c-s of otl	243 536	722 156	563 915	2 691 283
7304590000	Oth.Drill rod casing&tubing with pin&sect.of oth alloy steel,cold rc	8 872 840	17 760 989	20 813 392	84 688 975
7304901000	Oth tubes/pipes/hollow profiles,seamleshigh-pressure pipe	26 299	405 875	254 598	2 148 050
7304903000	Oth tubes/pipes/hollow profiles,seamlesssteel,diameter<140mm&	14 108	218 600	34 646	509 081
7304909000	Oth tubes/pipes/hollow profiles,seamlesssteel,diameter>=140mm	806 546	5 355 959	1 673 591	13 079 222
7305110000	Lines pipe, for oil or gas longitudinalallsubmerged arc welded of iron	54 487 738	257 854 801	77 391 089	402 869 291
7305121000	Electric Resistance Welded (FRW), usedfor oil/gas pipe,external di	112 606	1 053 753	122 663	1 096 933
7305129000	Oth longitudinally welded, used for oilor gas pipe, external diamet	165 200	1 015 555	195 355	13 770 495
7305191000	Oth line pipe iron/steel for oil,exter.diam.>406.4mm,spiral/helical	114 058	810 525	52 477	1 198 621
7305199000	Oth line pipe iron/steel for oil,exter.diam.>406.4mm,not spiral/he	1 274 738	6 511 920	1 416 372	7 318 794
7305200000	Casing of iron/steel used in drillingfor oil/gas external diameter 40	2 684 700	12 204 344	5 377 250	21 476 567
7305311000	Lines pipe, for oil or gas longitudinalallwelded, stainless steel pipes&	12 967	234 484	49 252	983 573
7305319000	Lines pipe, for oil or gas longitudinalallwelded,not stainless steel pip	34 027	341 507	120 068	1 680 692
7305391000	Oth.lines pipe,for oil/gas longitudinalallwelded,high-pressure pipe	0	14 868	0	281 662
7305399000	Oth.lines pipe,for oil/gas longitudinalallwelded,not high-pressure pij	0	6 757	0	10 299
7305900000	Oth.lines pipe,for oil/gas longitudinalalloth.stainless steel pipes & tu	7 321	250 682	50 037	842 416
7306111000	Line pipe,use for oil/gas pipeline,weldeoof stainless steel,Electric R	3 212	384 511	19 479	1 921 685
7306119000	Line pipe,use for oil/gas pipeline,weldeoof other steel	116 828	3 019 338	702 528	9 140 604
7306191000	Oth line pipe use for oil/gas pipe weldeoof stainless steel,electron	2 062 655	21 089 188	1 533 158	24 851 572

**I.3. IMPOR MENURUT KOMODITI / IMPORT BY HS COMMODITY**  
**\*\*\* NOVEMBER/NOVEMBER 2012 \*\*\***

HS	Uraian Komoditi Commodity Description	Berat Bersih / Net Weight (Kg)		Nilai / Value C.I.F (US\$)	
		Bulan ini Current Month	Kumulatif Cum.Jan. to date	Bulan ini Current Month	Kumulatif Cum.Jan. to date
7306192000	Oth line pipe use for oil/gas pipe weldoeth staines stel,spiral/helic	397 219	566 834	1 093 102	1 516 933
7306199000	Oth line pipe use for oil/gas pipe weldoeth staines stel,not ERW&	459 330	1 651 050	809 378	6 330 767
7306210000	Casing&tubing of a kind use in drillingwelded, of stainless steel	0	107 612	0	588 810
7306290000	Oth.casing&tubing of a kind use in drilling,welded,of stainless steel	534 013	7 038 500	1 094 155	12 600 141
7306301010	Boilr tube weld,of circurlr cross-sect ofiron/non ally stel intrnl diam	16 576	600 986	51 414	1 061 795
7306301020	Boilr tube weld,of circurlr cross-sect ofiron/non ally stel intrnl diam	0	708 541	0	792 449
7306302010	Boilr tube weld,of single/double walled,coppr plate,intrnl diamtr<	200 729	5 226 130	1 102 706	12 109 489
7306302020	Boilr tube weld,of single/double walled,coppr plate,intrnl diamtr>	1 817 831	4 544 516	800 859	3 500 442
7306303000	Boilr tube weld,of single/double walled,coppr plate,sheath pipe fo	137	60 746	740	239 912
7306304010	Oth welded,sircular cross-saction,highpressure pipe,intrnl diam<	0	2 698	0	21 139
7306304090	Oth welded,sircular cross-saction,highpressure pipe,intrnl diamtr>	940	512 515	2 255	706 155
7306309010	Oth.boilr tube weld,of single/doublewelled,coppr plate,intrnl diar	172 627	1 700 428	1 009 002	7 418 767
7306309090	Oth.boilr tube weld,of single/doublewalled,coppr plate,intrnl diar	2 149 141	20 006 633	2 785 443	28 139 689
7306401010	Oth.weld,of circurlr cross-section ofweld boilr tube w intrnl diamtr<	5 511	60 118	29 399	427 935
7306401020	Oth.weld,of circurlr cross-section ofweld boilr tube w intrnl diamtr>	4	487 472	160	1 429 834
7306402000	Welded boiler tubes of stainless steelwith internal diametre >12.5	387 660	2 547 253	909 697	8 271 264
7306403000	St'less steel pipes & tubes welded ofcircrlr cross sec. w extrl dmtr>	17 176	87 835	24 686	203 535
7306409000	Oth,not welded of circular cross sect. with internal diameter > 12,5	985 102	8 638 411	2 145 327	26 859 398
7306501010	Oth.boilr tube,weld,of circlr cross-sectn,oth alloy steel int.dmtr<=1	8	130 223	114	447 171
7306501020	Oth.boilr tube,weld,of circlr cross-sectn,oth alloy steel int.dmtr>1	4 133	1 013 849	9 772	3 101 552
7306509010	Oth.boilr tube,weld,of circlr cross-high pressure conduits	699	13 039	11 139	193 322
7306509090	Oth.boilr tube,weld,of circlr cross-highpressure conduits	314 450	3 504 486	581 156	7 828 718
7306610010	Oth.boilr tube,weld,square/rectangularcross sectin,with int.diamtr	33 115	632 475	27 094	700 593
7306610090	Oth.boilr tube,weld,square/rectangularcross sectin,with int.diamtr	322 640	12 864 021	411 639	9 868 715
7306690010	Oth.boilr tube,non circurlr crss-sectionwith internal diameter<=12,!	0	390	0	6 392
7306690090	Oth.boilr tube,non circurlr crss-sectionwith internal diameter>12,5!	0	26 534	0	20 900
7306901010	Bundy-weld pipes and tubes,with internaldiameter <= 12,5mm	0	8 826	0	62 717
7306901090	Bundy-weld pipes and tubes,with internaldiameter > 12,5mm	59	87 157	2 943	295 876
7306909010	Oth.thn bundy-weld pipes & tubes, withinternal diameter <= 12,5r	6 485	148 237	127 524	1 730 302
7306909090	Oth.thn bundy-weld pipes & tubes, withinternal diameter > 12,5m	713 485	11 392 461	1 671 649	29 518 279
7307111000	Cast fitting of non-malleable cast ironhubless tube or pipe fittings	84 903	398 999	174 038	857 535
7307119000	Cast fitting of non-malleable cast irontube or pipe fittings with hut	62 520	417 674	178 474	2 233 109
7307190000	Cast fitting of other than non-malleablecast iron	242 005	1 635 933	1 172 159	5 683 686
7307211000	Oth pipe of stainless steel flangesinternal diameter<15cm	101 748	993 498	249 895	3 850 101
7307219000	Oth pipe of stainless steel flangesinternal diameter>=15cm	554 833	2 241 404	729 188	10 458 328
7307221000	Oth pipe,stainless steel threaded ellbow,bends&sleeves,internal d	9 569	196 351	259 037	2 647 285
7307229000	Oth pipe,stainless steel threaded ellbow,bends&sleeves,internal d	78 453	865 185	408 267	6 585 377
7307231000	Oth pipe,stainless steel butt welding,fittings, internal diameter<15	131 207	761 220	883 436	3 713 256
7307239000	Oth pipe,stainless steel butt welding,fittings, internal diameter>=1	172 094	2 859 397	1 286 068	19 542 312
7307291000	Oth stainlss steel oth.than flanges,buttwelding,threaded elbow,be	59 272	222 635	466 169	2 088 135
7307299000	Oth stainlss steel oth.than flanges,buttwelding,threaded elbow,be	714 808	5 135 731	4 103 305	39 083 567
7307911000	Oth tube or pipe fittings flanges,internal diameter<15cm	459 428	4 462 787	1 303 703	8 428 053
7307919000	Oth tube or pipe fittings flanges,internal diameter>=15cm	1 223 540	12 037 115	2 184 664	29 185 056
7307921000	Oth tube/pipe fittings threaded elbows,bends&sleeves,internal di	153 941	894 593	638 826	3 918 153
7307929000	Oth tube/pipe fittings threaded elbows,bends&sleeves,internal di	118 700	2 405 641	1 030 340	11 067 838
7307931000	Oth tube/pipe fittings,butt weldingfittings,internal diameter<15cm	339 953	3 134 808	445 819	4 502 926
7307939000	Oth tube/pipe fittings,butt weldingfittings,internal diameter>=15c	679 051	7 465 737	4 377 799	31 257 722
7307991000	Oth tube/pipe fittings,not butt welding/flanges/elbows,internal di	160 724	2 933 035	1 488 623	30 401 921
7307999000	Oth tube/pipe fittings,not butt welding/flanges/elbows,internal di	1 386 189	15 673 519	7 658 452	113 925 211
7308101000	Bridges and bridge sect. w prefab'tedtype joined by shear connect	123	2 437 593	411	2 446 908
7308109000	Other bridges and bridge sections	925 731	2 750 409	1 137 706	10 082 076
7308201100	Towers with prefabricated modular typejoined by shear connector	0	4 073	0	6 110
7308201900	Other towers	3 008 446	28 651 795	6 418 673	57 620 713
7308202100	Lattice masts w prefabricated modular type joined by shear connec	0	40 305	0	253 935
7308202900	Other lattice masts	814 106	6 422 509	805 242	11 272 128
7308300000	Doors, windows and their frames & threshold for doors	74 953	1 408 638	311 021	5 260 245
7308401000	Equip. for scaffolding w prefabricatedmodlr type joined by shear c	3	136 043	1 902	315 870
7308409000	Other equipment for scaffolding, shuttering, propping or pit propp	1 391 429	9 921 173	2 265 187	20 109 924
7308902000	Other, prefabricated modular type joinedby shear connectors	1 131 268	8 171 314	1 294 335	8 500 382
7308904000	Oth corrug,curved/bent galv'd plt f ass'bly,into undgrnd conduits&	45 231	354 864	50 275	1 111 858
7308905000	Other structures & parts of structures,rail for ships	11 061	61 530	12 544	193 968
7308906000	Other structures & parts of structures,perforated cable trays	9 491	1 411 560	15 363	3 467 538
7308909200	Other structures & parts of structures,guardrails	102 314	386 576	886 455	2 280 292
7308909900	Other structures & parts of structures,not guardrails	15 482 690	93 069 570	28 026 197	204 112 806
7309001100	Reservoir,tank,vat&similar,of iron/steel,cap.>300ltr,lined/heat-ins	1	1 558 268	8	9 869 266
7309001900	Reservoir,tank,vat&similar,of iron/steel,cap.>300ltr,not lined/hea	48 606	1 635 726	654 637	9 784 556
7309009100	Oth reservoi,tank,vat&similar,iron/steel,cap.>300ltr,lined/heat-ins	124 693	269 578	1 545 490	3 167 605
7309009900	Oth reservoi,tank,vat&similar,iron/steel,cap.>300ltr,not lined/hea	455 067	5 473 941	2 278 300	31 824 405
7310101000	Tank,cask,drum,can,boxe&similar,capacity>50L&<=300L,of tinplat	108 404	913 991	410 056	3 279 628
7310109010	Tank,cask,drum,can,boxe&similar,cap.>50L&<=300L,not tinplate,s	39 469	166 736	216 275	791 344
7310109020	Tank,cask,drum,can,boxe&similar,cap.>50L&<=300L,not tinplate,s	39 474	899 277	107 505	2 302 966

**I.3. IMPOR MENURUT KOMODITI / IMPORT BY HS COMMODITY**  
**\*\*\* NOVEMBER/NOVEMBER 2012 \*\*\***

HS	Uraian Komoditi Commodity Description	Berat Bersih / Net Weight (Kg)		Nilai / Value C.I.F (US\$)	
		Bulan ini Current Month	Kumulatif Cum.Jan. to date	Bulan ini Current Month	Kumulatif Cum.Jan. to date
7310109090	Tank,cask,drum,can,boxe&similar,cap.>50L<=300L,not tinplate,n	488 628	5 828 415	877 955	12 569 111
7310211010	Cans <1L,closed by soldering of iron/steel casting in the rough	7	6 800	154	30 989
7310211020	Cans <1L,closed by soldering of iron/steel forging or stamping in	2 522	14 921	8 942	51 581
7310211090	Oth.cans <1L,closed by soldering of iron/steel	105 370	1 610 874	464 656	4 546 204
7310219100	Oth.cans >1L & <50L,closed by soldering of iron/steel	28 094	505 203	95 801	1 949 680
7310219910	Cans >1L & <50L,closed by soldering of iron/steel casting in the rou	73	1 487	1 460	52 342
7310219920	Cans >1L & <50L,closed by soldering of iron/steel forging or stampi	0	24 548	0	64 902
7310219990	Oth.cans >1L & <50L,closed by soldering of iron/steel	53 662	482 649	164 691	1 721 728
7310291010	Cans <1L,not soldering of iron/steelcasting in the rough	118	8 896	2 107	61 598
7310291020	Cans <1L,not soldering of iron/steel forging or stamping in	0	29 569	0	201 406
7310291090	Oth.cans <1L,not soldering of iron/steel	68 905	1 447 837	245 042	4 978 351
7310299100	Oth.cans >1L & <50L,not soldering of iron/steel	27 411	940 588	113 405	6 065 173
7310299910	Cans >1L & <50L,not soldering of iron/steel casting in the rough	737	1 965	13 654	44 210
7310299920	Cans >1L & <50L,not soldering of iron/steel forging or stamping in	645	179 256	8 850	864 233
7310299990	Oth.cans >1L & <50L,not soldering of iron/steel	35 870	547 930	274 805	2 713 298
7311002100	Cont'ners for compressed/liquefied gas seamless stl cylinders, capæ	39 557	612 349	84 640	1 315 788
7311002200	Cont'ners for compressed/liquefied gas, seamless stl cylinders, cap.	755 619	6 495 434	1 180 066	10 729 715
7311002900	Cont'ners for compressed/liquefied gas seamless stl cylinders, capa	202 079	4 451 302	1 396 831	20 237 864
7311009310	Other containers of iron or steel with capacity <= 7,3L	159 080	795 430	289 760	1 460 622
7311009400	Other containers of iron or steel capacity >= 30L & < 110L	0	124 780	0	195 935
7311009900	Other containers of iron or steel capacity >= 110L	383 131	2 648 960	637 079	6 792 198
7312101000	Standed wr,ropes & cables for locked coil, flat'ed strands & non rott	31 813	825 874	228 917	3 394 622
7312102000	Stranded wire, rope & cables by plated /coatd with brass, & of a nom	563 521	7 030 567	1 173 865	17 174 158
7312109110	Other stranded wire, rope and cables prestressed concrete strand w	599	2 670 004	1 749	3 767 481
7312109190	Other stranded wire, rope and cables not prestressed concrete strai	500 698	1 851 286	929 476	3 641 931
7312109900	Stranded wire, rope and cables with stranded wire of diameter of >	850 801	7 457 484	3 392 355	26 156 191
7312900000	Oth stranded wire, rope and cables, plaitd bnds, slings & of ir/stl not	234 856	10 361 206	559 797	13 799 342
7313000000	Barbed wr of iron/steel; twisted hoop & of a kind used f fencing of	140 834	2 251 544	79 826	2 160 182
7314120000	Woven cloth with endless bands formachinery, of stainless steel	7 914	66 065	161 400	1 453 220
7314140000	Woven cloth, of stainless steel	78 342	808 376	412 658	5 296 424
7314191000	Endless bands for machinery oth thn of stainless steel	134	45 802	3 739	78 030
7314199000	Other woven cloth, not stainless steel	11 845	222 920	112 979	1 125 304
7314200000	Grill & fencing, welded at the intersect of wr with a max. sect. d > 3mm	267 036	1 887 975	370 792	2 508 510
7314310000	Other grill, netting & fencing, welded at the intersect. by pltd/coatd	1 038 430	9 905 627	1 189 648	10 453 867
7314390000	Oth grill, netting and fencing, welded at the intersection	474 739	6 165 030	391 261	6 990 041
7314410000	Oth cloth, grill, netting and fencing by plated or coated with zinc	239 870	4 458 912	234 423	3 962 256
7314420000	Oth cloth, grill, netting and fencing by coated with plastics	2 091	1 211 541	1 500	771 194
7314490000	Oth cloth, grill, netting and fencing	125 206	3 305 252	750 671	6 332 487
7314500000	Expanded metal	223 213	1 356 852	196 515	1 208 365
7315111000	Roller chain for bicycles of mild steel	1 220 179	11 338 938	2 484 525	24 780 366
7315119100	Oth mild steel for roller chain, transmisspitch lenght >= 6mm & < 32mr	11 979	269 702	123 229	1 308 690
7315119900	Oth mild steel for roller chain, transmisspitch lenght > 32mm	398 764	4 615 213	1 876 281	16 314 145
7315121000	Other roller chain of mild steel bicycle or motorcycle chain	429 946	4 541 292	1 187 464	12 681 607
7315129000	Other roller chain of mild steel not bicycle or motorcycle chain	451 415	5 040 172	1 875 184	17 350 748
7315191000	Roller chain part for bicycles of motorcycle chain	9 081	160 532	91 936	1 550 342
7315199000	Roller chain part not for bicycles of motorcycle chain	26 947	402 467	376 444	3 811 506
7315200000	Skid chain of mild steel	47 145	512 303	148 187	2 436 009
7315810000	Stud-link of mild steel	370 456	4 218 279	452 121	8 476 301
7315820000	Other, welded link of mild steel	360 370	2 574 053	335 774	3 040 986
7315891000	Other chain for bicycles of mild steel	203 167	1 711 729	1 463 577	12 056 455
7315899000	Other chain of mild steel not for motorcycle and bicycles	227 780	2 517 406	1 538 196	13 131 348
7315902000	Other parts of chain for motorcycles and bicycles	99 774	1 111 903	140 601	1 757 283
7315909000	Other parts of chain not for motorcycle and bicycles	122 695	1 461 622	839 276	9 086 383
7316000000	Anchors, grapnels and parts thereof, of iron or steel	471 784	5 440 698	1 266 629	17 164 645
7317001000	Wire nails	137 548	2 718 831	166 013	2 798 736
7317002000	Staples	235 443	2 924 771	187 354	2 472 768
7317009010	Dog spikes for rail sleepers, carding -tacks & similar articles, of iron c	142 440	571 388	168 628	1 217 428
7317009090	connector & anti-splitting, connector and Hob nails for footwear, ri	2 663 277	29 051 204	1 321 845	12 788 122
7318110000	Threaded articles for coach screws	153 905	1 569 252	384 762	4 913 345
7318120000	Other wood screws with an external diameter not exceeding 16 mm	49 834	1 378 110	105 945	2 720 914
7318130000	Screw hooks and screw rings with an external diameter not exceeding 1	99 557	732 039	5 460 744	11 694 305
7318140000	Self tapping screw with an external diameter not exceeding 16 mm	367 206	2 998 481	656 410	6 769 197
7318150000	Screw metal with/without nuts/washers with an external diameter	4 114 046	38 673 039	22 790 829	237 765 263
7318160000	Nuts with an external diameter not exceeding 16 mm	1 811 738	15 047 651	8 540 752	91 313 794
7318190000	Other threaded articles of an external diameter not exceeding 16 mm	583 890	6 734 704	2 782 012	32 345 981
7318210000	Non threaded artic. for spring washers & oth lock washers w an ex	61 312	889 192	787 501	11 087 635
7318220000	Other washers with an external diameter not exceeding 16 mm	441 751	4 293 653	6 155 987	68 356 184
7318230000	Rivet with an external diameter not exceeding 16 mm	37 601	606 200	477 050	5 288 705
7318240000	Cotters & cotters pins with an external diameter not exceeding 16 mm	207 229	3 291 404	2 320 834	31 380 097
7318290000	Oth non threaded articles with an external diameter <= 16 mm	1 694 939	17 192 255	10 283 492	112 779 049
7319400000	Safety pins	197 770	1 864 181	2 324 348	23 159 765



**I.3. IMPOR MENURUT KOMODITI / IMPORT BY HS COMMODITY**  
**\*\*\* NOVEMBER/NOVEMBER 2012 \*\*\***

HS	Uraian Komoditi Commodity Description	Berat Bersih / Net Weight (Kg)		Nilai / Value C.I.F (US\$)	
		Bulan ini Current Month	Kumulatif Cum.Jan. to date	Bulan ini Current Month	Kumulatif Cum.Jan. to date
7319901000	Sewing, darning, ambroldary needles	9 979	60 850	50 410	298 417
7319909000	Other needles, not for sewing	65 804	487 255	366 073	4 205 183
7320101100	Leaf springs & leaves for motor vehicles,>10 persons,gross weight:	84 166	568 459	364 141	3 572 910
7320101900	Leaf springs & leaves for motor vehicles,gross weight>24T	52 340	711 815	161 399	1 969 525
7320109000	Other leaf springs and leaves	64 921	932 239	596 834	9 923 064
7320201000	Helical springs for motor vehicles	187 103	2 193 088	2 207 252	24 350 253
7320209000	Other Helical springs for motor vehicles	122 152	1 331 943	1 393 034	14 173 964
7320901000	Other springs and leaves for motorvehicles	119 920	1 109 335	1 175 505	12 513 742
7320909000	Other springs and leaves	103 502	1 382 739	1 173 534	12 975 200
7321110000	Cooking appliances and plate warmers Forgas fuel or for both gas :	242 450	2 185 122	922 317	8 904 923
7321120000	Cooking appliances and plate warmers with liquid fuel	271	105 313	263	225 298
7321190000	Other Cooking appliances & plate warmersincluding appliances for	20 366	141 576	67 031	555 127
7321810000	Other appliances with gas fuel or forboth gas and other fuels	72 852	1 111 724	94 792	1 469 792
7321820000	Other appliances with liquid fuel	854	5 222	1 267	15 247
7321890000	Other appliances with solid fuel	12 167	50 032	26 473	186 594
7321901000	Oth cooking appliances & plate warmersof burner for kerosene stc	727	15 358	8 605	47 931
7321902000	Other Cooking appliances and platewarmers	345 783	3 127 401	2 003 574	18 314 108
7321909000	Other Cooking appliances and platewarmers	864 989	6 664 092	1 450 000	11 420 907
7322110000	Radiators and parts of cast iron	4 342	71 486	11 400	377 045
7322190000	Other parts of radiators	66 290	717 706	1 197 723	11 372 227
7322900000	Other radiators for central heating	21 406	399 888	179 336	4 210 398
7323100000	Iron/steel wool; pot scourers&scouringor polishing pads, gloves ar	225 089	1 303 170	398 909	2 270 175
7323911000	Kitchenware of cast iron, not enamelled	178 574	977 582	563 616	3 194 099
7323912000	Household articles of cast iron notenamelled	257	28 837	406	47 893
7323919000	Household articles of cast iron notenamelled	22 963	1 048 094	20 379	662 506
7323920000	Household articles of cast iron,enamelled	9 553	297 788	10 411	302 127
7323931000	Kitchenware of stainless steel	900 042	8 497 665	1 789 119	18 754 633
7323932000	Other household articles of stainlessteel	733	18 306	780	54 368
7323939000	Other household articles of stainlessteel	1 011 286	9 817 570	1 151 073	16 220 194
7323940000	Household of iron(oth. than cast iron)or steel, enamelled	362 563	3 659 968	272 530	3 836 441
7323991000	Other kitchenware	462 995	3 677 569	729 926	7 518 717
7323992000	Ashtrays	8 688	112 821	37 414	363 387
7323999000	Other household articles of ironor steel	207 086	2 205 293	442 679	5 370 406
7324101000	Kitchen sinks of stainless steel	267 070	2 828 316	557 797	6 074 261
7324109000	Sinks and wash basins, of stainlessteel, oth than kitchen sink	103 902	901 103	122 732	1 983 931
7324211000	Bath of cast iron, whether ornot enamelled	50	88 066	613	464 898
7324219000	Of cast iron, whether or not enamelled,not long bathtubs	121	4 257	3 002	16 268
7324290000	Oth sanitary	38 252	216 716	126 630	870 824
7324901000	Sanitary ware for flushing water closets or urinals (fixed type)	99	115 352	36 816	521 033
7324903000	Sanitary ware of bedpans,urinals ( portable type ) and chamber po	0	1 143	0	14 274
7324909100	Part of kitchen sinks or bathtubs	20 438	107 705	43 153	280 798
7324909300	Part of flushing water closeta or urinals (fixed type)	799	17 450	7 748	49 382
7324909900	Oth sanitary ware and parts	178 423	2 065 533	459 804	4 501 653
7325102000	Manhole covers, gratings and frames therefor	18 789	184 238	75 843	692 390
7325109010	Spouts and cups for latex collection	0	112	0	845
7325109090	Spouts and cups for not latex collection	20 737	750 721	50 498	1 596 190
7325910000	Grinding balls and similar articles formills	1 573 999	25 729 757	2 222 211	36 638 088
7325992000	Manhole covers, gratings and frames therefor	38 015	907 628	353 987	4 406 975
7325999000	Oth than cast articles of iron or steel	251 998	1 282 429	978 401	6 219 059
7326110000	Grinding balls and similar articles formills	2 658 350	27 098 818	3 533 657	35 182 815
7326190000	Other articles or iron or steel but notforged or stamped	539 382	3 733 932	3 505 772	42 926 197
7326205000	Poultry cages and the like articles ofiron or steel wire	146 066	1 444 333	231 231	2 232 353
7326209000	Poultry cages and the like oth thanarticles of iron or steel wire	861 204	5 923 771	2 323 367	13 286 887
7326901000	Ships' rudders not forged or stamped	58 596	441 896	707 893	3 410 154
7326903000	Stainless stl shield&clamp assembly wthruubb.sl for hubless cast irc	68 402	936 500	646 557	8 513 046
7326906000	Bunsen burners	60 727	6 896 116	369 032	6 091 517
7326907000	Stainless steel shield, clamp assemblyhorses shoes, riding boot spu	1 603	154 175	23 403	994 692
7326909100	Cigarette cases and boxes	734	203 647	30 972	1 973 310
7326909910	Spouts and cups for latex collection	4 649	55 932	76 915	2 256 585
7326909920	Rat traps but not forged or stamped	0	4 414	0	23 841
7326909990	Other articles not forged or steamed	3 601 046	46 250 461	20 316 670	230 097 937
7401000000	Copper mattes, cement copper(precipitated copper)	351	15 941	716	265 371
7402000000	Unrefined copper, copper anodes forelectrolytic refining.	77	18 678	1 100	226 158
7403110000	Refined copper for cathodes and sections of cathodes	7 321 215	84 357 650	59 731 308	683 746 187
7403120000	Refined copper for wire-bars	512	840 099	3 278	878 353
7403130000	Refined cooper for billets	4 817 685	27 813 339	2 725 299	17 427 971
7403190000	Other refined copper	51 918	393 589	491 119	4 630 553
7403210000	Copper alloys for copper-zinc basealloys (brass)	309 440	3 455 266	2 287 673	29 857 980
7403220000	Copper alloys for copper-tin base alloys(bronze)	24 780	1 169 463	210 234	8 257 136
7403290000	Copper alloys for oth copper alloys(oth than master alloys of head	12 215	92 911	1 124 853	9 529 039
7404000000	Copper waste and scrap	1 656 848	15 073 835	12 480 642	102 780 081

**I.3. IMPOR MENURUT KOMODITI / IMPORT BY HS COMMODITY**  
**\*\*\* NOVEMBER/NOVEMBER 2012 \*\*\***

HS	Uraian Komoditi Commodity Description	Berat Bersih / Net Weight (Kg)		Nilai / Value C.I.F (US\$)	
		Bulan ini Current Month	Kumulatif Cum.Jan. to date	Bulan ini Current Month	Kumulatif Cum.Jan. to date
7405000000	Master alloys of copper	34 665	88 044	246 348	623 921
7406100000	Powders of non-lamellar structure	52 462	249 312	494 498	2 923 997
7406200000	Powders of lamellar structure flakes	45 144	588 019	591 885	7 240 721
7407103000	Profiles of refined copper	15 218	168 625	99 135	1 102 907
7407104000	Bar and rods of refined copper	281 448	3 145 727	2 240 662	24 551 252
7407210000	Of copper-zinc base alloys (brass)	278 027	2 575 217	1 794 524	15 879 780
7407290000	Other of copper alloys	149 081	1 248 002	782 554	7 564 679
7408111000	Of which the maximum cross sectional dimension does not exceed 1	483	905 148	32 324	7 678 100
7408119000	Copper wire of which does not exceed 14 mm	35 479	313 518	104 466	2 358 597
7408190000	Other wire of refined copper	916 922	12 296 177	6 161 757	77 619 059
7408210000	Of copper-zinc base alloys (brass)	905 996	1 931 756	959 799	9 043 599
7408220000	Of copper-nickel base (cupro-nickel) or copper-nickel-zinc base alloy	6 619	66 836	46 227	1 080 759
7408290000	Other copper alloys for copper wire	44 309	1 169 040	391 685	31 984 091
7409110000	Copper plates, sheets and strips, of refined copper in coils	150 843	1 892 843	1 371 244	17 083 258
7409190000	Copper plates, sheets and strips, of refined copper, not in coils	854 489	6 697 363	1 783 406	21 103 389
7409210000	Copper plates, sheets, strips, of copper-zinc base alloys (brass), in coils	509 059	4 860 488	4 810 693	47 121 781
7409290000	Copper plates, sheets, strips, of copper-zinc base alloys (brass), not in coils	114 149	1 226 701	611 996	7 203 161
7409310000	Copper plates, sheets, strips, of copper-tin base alloys (brass), in coils	291 862	3 014 696	2 899 108	28 485 595
7409390000	Copper plates, sheets, strips, of copper-tin base alloys (brass), not in coils	100 869	732 581	250 144	1 739 821
7409400000	Copper-nickel base alloy (cupro-nickel), copper-nickel-zinc base alloy	53 435	500 211	518 929	16 748 557
7409900000	Other copper alloys, unrefined	4 829	79 400	63 201	585 233
7410110000	Copper foil, refined, thickness < 0.15 mm, not backed	114 055	1 173 279	939 309	11 396 935
7410120000	Copper alloys, refined, thickness < 0.15 mm, not backed	71 647	739 673	797 981	6 862 745
7410210010	Copper foil reinforced sheets/plates of polyamide, of refined copper	328	127 678	8 064	882 950
7410210020	Copper foil reinforced sheets/plates of polyamide, copper clad laminate	353 884	5 949 065	2 336 744	36 363 067
7410210090	Reinforced sheets/plates of polyamide, copper clad laminate not further	7 580	144 704	61 165	1 790 897
7410220000	Reinforced sheets/plates of polyamide, of copper alloys, unrefined	226	54 576	1 992	487 811
7411100000	Copper tubes & pipes of refined copper	435 933	4 956 444	3 948 638	47 162 563
7411210000	Copper tubes & pipes of copper alloys with copper-zinc base alloys	151 648	1 329 075	1 068 845	11 388 999
7411220000	Copper tubes & pipes of copper alloys with cupro-nickel or nickel	2 963	51 453	37 875	852 647
7411290000	Other copper tubes and pipes	213 517	7 534 924	1 581 734	24 440 432
7412100000	Copper tube or pipe fittings of refined copper	13 899	214 105	59 196	1 123 570
7412201000	Copper tube or pipe fittings of copper-zinc base alloys (brass)	51 176	443 652	486 478	5 672 967
7412209000	Copper alloys, not brass, refined	30 870	936 137	386 328	6 722 876
7413001000	Stranded wire, cable & etc, not electrical insul. a diameter not exceeding	56 372	482 978	416 794	3 866 530
7413009000	Stranded wire, cable & etc, not electrical insul. a diameter > 28,28 mm	61 257	5 516 610	760 618	8 283 014
7415101000	Nails & tacks, drawing pins, staples of copper iron or steel with head	103 663	238 187	47 099	502 894
7415102000	Staples and similar articles of copper	7 690	34 738	49 925	139 415
7415109000	Tacks, drawing pins, staples & similar articles	32 855	166 391	128 109	1 082 242
7415210000	Washers (including spring washers) but not threaded	19 169	438 511	188 970	2 901 323
7415290000	Other articles of copper, not threaded	8 445	144 268	161 392	1 739 327
7415331000	Screws	63 957	391 203	229 820	3 362 870
7415332000	Bolts and nuts	1 071 541	4 892 480	2 085 266	11 689 882
7415390000	Other threaded articles	14 829	182 472	171 069	2 237 644
7418101000	Pot scourers and scouring or polishing pads, gloves and the like	0	4 686	0	15 555
7418103000	Cooking/heating apparatus of kind used for household purposes, not	20 052	64 244	192 876	506 258
7418109000	Other household articles and parts thereof of copper	12 572	94 351	23 884	125 172
7418200000	Sanitary ware and parts thereof	71 084	353 191	374 778	2 954 988
7419100000	Chain and parts thereof of copper	4 251	182 483	47 979	580 219
7419910010	Fittings for fire hoses, of copper	1 162	23 094	32 265	480 779
7419910020	Reservoirs, tanks, vats and similar containers not fitted of copper	622	17 604	10 465	141 262
7419910030	Electroplating anodes, machine belt fastener, fittings for ships/other	161 424	375 245	679 950	2 055 439
7419910090	Other table, kitchen, cast, moulded, stamped / forged but not further	83 791	941 939	1 569 079	28 020 751
7419931000	Coil grill and netting of copper wire for machinery	7 454	114 290	104 936	1 127 925
7419939000	Grill and netting of copper wire cloth suitable for making mosquito	682	39 157	3 197	191 960
7419940000	Other grill and netting of copper wire springs	1 744	419 928	43 595	3 658 353
7419950000	Other grill and netting of copper wire cigarette cases or boxes and	301	505	2 704	49 732
7419960000	Cooking/heating apparatus, other than of a kind used for domestic purposes	0	44	0	3 477
7419970000	Articles specially designed for use during religious rites	0	3 309	0	19 308
7419990100	Electroplating anodes, machine belt fastener, fitting for ships, for fire	7 495	272 682	94 723	1 908 893
7419990200	Similar containers not fitted with mech./thermal equip. of a capacity of	1 309	105 151	8 381	911 047
7419990900	Other articles of non copper	35 082	477 517	549 253	5 116 723
7501200000	Nickel oxide sinters & other intermediate products of nickel metallurgy	0	50	0	1 468
7502100000	Unwrought nickel, not alloyed	15 224	314 889	231 253	5 137 416
7502200000	Unwrought nickel alloys	2 169	36 283	12 176	337 690
7504000000	Nickel powders and flakes	1 175	61 003	29 238	889 566
7505110000	Bars, rods and profiles of nickel, not alloyed	2 661	79 036	67 148	396 438
7505120000	Bars, rods & profiles of nickel alloys	6 852	90 308	190 887	3 066 731
7505210000	Wire of nickel, not alloyed	2 131	74 786	56 113	1 521 748
7505220000	Wire of nickel alloys	77 422	299 194	2 134 051	5 310 622
7506100000	Nickel plates, sheets, strip & foil of nickel, not alloyed	3 281	30 682	72 578	810 177

**I.3. IMPOR MENURUT KOMODITI / IMPORT BY HS COMMODITY**  
**\*\*\* NOVEMBER/NOVEMBER 2012 \*\*\***

HS	Uraian Komoditi Commodity Description	Berat Bersih / Net Weight (Kg)		Nilai / Value C.I.F (US\$)	
		Bulan ini Current Month	Kumulatif Cum.Jan. to date	Bulan ini Current Month	Kumulatif Cum.Jan. to date
7506200000	Nickel plates, sheets, strip and foil of nickel alloys	12 862	1 479 330	382 060	12 859 695
7507110000	Tubes and pipes of nickel, not alloyed	0	18 116	0	1 401 878
7507120000	Tubes and pipes of nickel alloys	89 061	142 825	2 314 877	4 097 499
7507200000	Tube or pipe fittings	5 658	168 053	65 388	1 314 090
7508100000	Cloth, grill and netting, of nickel wire	2 212	18 049	59 535	627 680
7508903000	Bolts and nuts of non nickel	2 029	39 842	8 542	357 730
7508904000	Other articles suitable for use in building of non nickel	0	53 682	0	118 131
7508905000	Electroplating anodes, wrought or un-wrought, including those proc	963	4 683	34 348	378 906
7508909010	Screens for printing machines	42 794	423 720	479 881	4 831 045
7508909090	Other articles of nickel	9 826	69 676	172 962	1 709 321
7601100000	Unwrought aluminium, not alloyed	20 886 858	234 733 733	45 378 063	510 416 401
7601200000	Unwrought aluminium alloys	15 335 685	173 556 167	35 948 338	415 612 796
7602000000	Aluminium waste and scrap	3 348 961	35 046 611	5 545 232	60 351 664
7603100000	Aluminium powders of non lamellar structure	68 000	1 090 901	201 609	3 359 716
7603200010	Aluminium flakes of lamellar structure	10 126	25 651	3 540	116 762
7603200020	Aluminium powders of lamellar structure	39 613	286 141	175 265	1 719 166
7604101000	Aluminium bars and rods not alloyed	84 037	1 194 964	394 347	11 721 342
7604109010	Profiles suitable for use as heat sink with cross-section dimension <17	3 799	58 494	72 785	1 435 029
7604109090	Other aluminium profiles suitable for use as heat sink	172 827	4 546 689	1 181 431	11 220 534
7604211000	Perforated tube profile for evaporator coils of motor vehicle air mach	656	582 034	14 258	1 353 689
7604219000	Other hollow profiles of aluminium alloys	284 395	4 487 815	1 257 288	15 767 802
7604291000	Extruded bars and rods not surface treated	85 129	899 608	290 435	3 021 052
7604293000	Y-shaped profiles for zip fasteners, incoils of non aluminium alloys	2 075	49 936	38 583	769 531
7604299000	Other extruded bars, rods and profiles of non aluminium alloys	289 713	3 399 784	3 151 152	44 539 829
7605110000	Alum. wire of not alloyed which the max. cross-section dimension exceeds :	68 521	318 729	299 886	1 503 394
7605191000	Aluminium wire of not alloyed with diameter < 0.0508 mm	11	23 760	1 320	160 308
7605199000	Other aluminium wire of non aluminium not alloyed	213 957	3 023 952	577 545	8 538 467
7605210000	Alum. wire of aluminium alloys which the max. cross-section dimension	31 226	208 667	135 274	848 989
7605290000	Aluminium wire of non aluminium alloys with a diameter not exceed	83 195	555 673	364 473	3 056 685
7606111000	Aluminium plates, sheets & strip of plain or figured by rolling of thick	13 784	371 860	1 360 259	18 797 267
7606119000	Other aluminium plates, sheets & strip of plain or figured by rolling of thi	2 210 213	32 413 920	5 734 141	88 602 015
7606121000	Aluminium alloys can stock including endstock & tab stock in coils	105 139	825 318	1 411 307	8 743 096
7606122000	Aluminium plates, not sensitised of kind used in the printing indust	24 348	334 999	54 519	1 039 366
7606123100	Sheets of aluminium alloy 5082, 5182, <1mm with incoils	116 442	1 536 950	544 084	6 889 989
7606123910	Sheets alum. litho grade sheet/coil alloy HA 1052 hardness temper	665 603	5 996 467	1 076 908	11 132 839
7606123990	Other aluminium sheet/coil not exceeding 1,000 mm in width	3 560 728	39 611 910	14 623 373	143 540 384
7606129000	Other plain or figured by roll./press. but not surface treated of non alum	1 081 639	14 500 555	4 611 265	70 950 728
7606910000	Other alum. not alloyed, plain or figured by rolling/pressing not surface	369 985	4 296 001	1 181 996	13 463 856
7606920000	Other aluminium alloyed, plain or figured by rolling/pressing not surface	463 842	6 748 959	1 088 090	10 267 843
7607110000	Aluminium foil not backed, rolled but not further worked	1 364 644	11 277 490	5 204 367	43 384 940
7607190000	Other aluminium foil alloy not rolled but not worked	422 268	4 504 413	2 512 584	33 595 312
7607200000	Aluminium foil backed	442 202	4 550 329	2 081 937	23 789 870
7608100000	Aluminium tubes and pipes of aluminium, not alloyed	70 263	963 295	453 647	4 122 016
7608200000	Aluminium tubes and pipes of aluminium alloys	248 820	1 981 398	1 196 791	9 761 232
7609000000	Aluminium tube or pipe fittings (for example, coupling, elbows, sleeve	114 633	1 131 989	1 327 330	11 807 292
7610100000	Alum. structures for doors, windows & their frames and thresholds	254 611	1 770 592	606 107	4 844 290
7610902000	Other aluminium structures internal/external floating roofs for stor	1 211	7 957	35 728	194 001
7610909000	Other alum. structures for bridges and bridge section, towers, lattice r	1 486 309	15 551 929	2 341 278	23 044 363
7611000000	Aluminium reservoirs, tanks, vats and similar containers for any mate	4 495	144 000	17 768	927 617
7612100000	Aluminium collapsible tubular containers	13 990	152 025	137 096	1 933 708
7612901000	Aluminium casks, drums, cans, boxes and seamless containers for f	0	9 687	0	66 801
7612909000	Other aluminium casks, drums, cans, boxes & containers, for any mate	970 330	7 186 482	4 792 071	38 796 219
7613000000	Aluminium containers for compressed or liquified gas	16 009	356 348	322 604	4 306 081
7614101100	With steel core cables of a diameter not < 25.3 mm	888 213	5 464 177	2 151 374	13 287 277
7614101200	With steel core cables of a diameter > 25.3 mm but < 28.28 mm	2	13 565	2	40 031
7614101900	Other cable with steel core	366 061	689 670	931 638	2 495 151
7614109000	Other stranded wire with steel core	7 756	432 934	28 581	2 308 953
7614901100	Cables without steel core of a diameter < 25.3 mm	0	25 040	0	520 933
7614901200	Cables without steel core of a diameter > 25.3 mm but < 28.28 mm	0	2 451	0	2 057
7614901900	Other cable without steel core	9 602	231 391	103 190	1 038 030
7614909000	Other stranded wire without steel core	23 844	632 334	65 686	2 880 765
7615101000	Pot scourers and scouring or polishing pads, gloves and the like of	14 259	142 977	30 528	390 266
7615109000	Other table, kitchen or household articles & parts thereof of alumir	581 371	4 669 688	2 164 210	18 415 101
7615202000	Bedpans, urinals (portable type) and chamber pots	10 365	17 891	61 074	342 774
7615209000	Other sanitary ware and parts thereof of aluminium	29 817	473 067	137 256	1 708 722
7616101000	Nails of aluminium	14 921	283 054	287 573	642 635
7616102000	Staples and hooks of aluminium	38 000	322 496	364 295	2 335 608
7616109000	Tacks, rivets, cotters, cotter pins and washers of aluminium	399 593	2 209 363	3 467 399	26 345 532
7616910000	Other cloth, grill, netting and fencing, of aluminium wire	49 767	583 664	69 868	878 011
7616992000	Ferrules for use in the manufacture of pencils	1 834	69 813	21 230	564 621
7616993000	Alum. slugs, round, of such dimension that the thickness is one tenth of the d	335 122	2 329 739	844 981	5 713 888

**I.3. IMPOR MENURUT KOMODITI / IMPORT BY HS COMMODITY**  
**\*\*\* NOVEMBER/NOVEMBER 2012 \*\*\***

HS	Uraian Komoditi Commodity Description	Berat Bersih / Net Weight (Kg)		Nilai / Value C.I.F (US\$)	
		Bulan ini Current Month	Kumulatif Cum.Jan. to date	Bulan ini Current Month	Kumulatif Cum.Jan. to date
7616994000	Bobbins, spools, reels and similarsupports for textile yarn	13 489	353 923	52 281	1 255 822
7616996000	Latex spouts and latex cups	0	4 016	0	32 165
7616999110	Venetian blinds	2 603	35 047	14 596	301 798
7616999190	Other venetian blinds	16 892	448 071	51 228	1 614 230
7616999200	Expanded metal	23 226	80 234	54 476	249 699
7616999900	Other Expanded metal	255 500	4 124 345	1 579 635	18 958 240
7801100000	Unwrought refined lead	6 111 714	54 648 952	13 735 137	116 361 610
7801910000	Unrefined lead containing by weightantimony as the principal othe	1 103 325	13 716 739	2 404 616	27 543 192
7801990000	Unrefined lead containing by weightantimony not as the principal	1 713 123	12 944 239	4 203 121	29 499 494
7804110000	Lead sheets, strip and foil ofa thickness < 0,2 mm	3	15 699	1 790	500 577
7804190010	Lead embossed,cut to shape,perfortd,coated,printed,backed,reinf	7 850	107 185	212 202	2 758 611
7804190090	Oth lead waste & scrap, plates, sheets,strip and foil, lead powder &	267	325 257	4 979	869 841
7804200000	Lead powders and flakes	147	4 929	3 245	70 832
7806002000	Lead bars,rods, profiles and wire	6 542	77 828	290 055	698 866
7806003000	Lead,tubes,pipes and tube orpipe fittings	2 587	439 300	29 565	1 516 834
7806009010	Lead wool,washers,electro-plating anodes	122	1 424	210	21 653
7806009090	Other articles of lead	2 653	373 062	74 789	948 088
7901110000	Zinc not alloyed containing by weight99.99% or more of zinc	6 435 507	76 345 454	13 374 492	157 536 150
7901120000	Zinc not alloyed containing by weight< 99.99% of zinc	2 921 718	33 278 255	6 009 645	68 755 229
7901200000	Zinc alloys	1 726 708	14 690 370	3 823 935	32 784 085
7903100000	Zinc dust	137 609	1 465 376	380 779	3 865 724
7903900000	Zinc powders and flakes	137 294	1 530 218	401 989	5 110 085
7904000000	Zinc wire,bars,rods, profiles and wire	15 225	194 644	62 612	1 536 823
7905003000	Zinc foil a tickness < 0.25 mm	3	7 733	19	34 198
7905009000	Zinc plates, sheets, strip and foil> 0.25 mm	382 044	4 235 957	330 683	3 967 723
7907003000	Gutters, roof capping, skylight frames &oth fabricated building cor	8 903	2 934 353	22 851	3 694 015
7907004000	Zinc tubes, pipes,tube, pipe fittings(for couplings, elbows, sleeves)	123 859	491 065	402 599	3 374 225
7907009100	Other cigarette cases or boxes ashtrays	0	3 468	0	14 148
7907009200	Other household articles	3 986	32 151	7 962	62 247
7907009910	Elec.plating anodes,stencil plates,nail,tackes,nuts,bolt,screws, & si	163 853	1 841 379	458 051	5 356 198
7907009990	Oth articles of zinc	247 222	2 889 923	580 192	6 266 813
8001100000	Unwrought tin, not alloyed	14 275	95 966	66 284	957 427
8001200000	Unwrought tin alloys	19 717	213 239	695 447	5 943 759
8002000000	Unwrought tin waste and scrap	0	1	0	143
8003001000	Tin bars, rods, profiles and wiresoldering	8 838	134 312	261 930	3 685 590
8003009000	Tin bars, rods, profiles and wirenot soldering	79 796	809 178	1 327 961	13 466 271
8007002000	Other articles of tin,plates,sheets andstrip thickness > 0,2 mm	97 023	1 198 883	208 631	4 001 956
8007003000	Tin-foil (whether or not printed or backpage,etc),thick < 0,2 mm, &	15	2 711	32	72 889
8007004000	Tin-Tubbes,pipes & tube/pipe fitting(for example,couplings,elbows	293	14 425	705	99 227
8007009100	Cigarette cases and boxes, ashtrays of tin	16	177	444	30 953
8007009200	Other household articles of tin	0	1 156	0	4 358
8007009910	Articles of tin, Collapsible tubes fordentifrices, colours, and the lik	0	1	0	252
8007009990	Other articles of tin	18 826	196 247	61 918	647 845
8101100000	Tungsten (wolfram) powders	1 578	13 089	45 370	561 485
8101940000	Unwrought tungsten, including bars androds obtained simply by si	69	4 440	47 622	530 821
8101960000	Tungsten wire	6 012	75 650	173 947	2 609 227
8101991000	Tungsten bar&rods,oth than thoseobtaine ply by sintering,profiles	2	1 972	2 298	195 695
8101999000	Other articles of tungstens thereofincluding waste & scrap	1 102	11 899	8 723	523 941
8102100000	Molybdenum powders	1	5 878	57	172 541
8102950000	Molybdenum bar&rods,o.than those obt'dsimp. by sintering,profil	0	69	0	2 004
8102960000	Molybdenum wire	1 103	30 386	71 164	685 532
8102990000	Other molybdenum	2	2 273	1 050	33 327
8103200000	Unwrought tantalum, including bars androds obt'd simp.by sinteri	29 400	338 176	8 869 982	75 894 733
8103900000	Other tantalum	0	18	0	506
8104110000	Magnesium containing at least 99.8 % byweight of magnesium	272 826	2 471 122	867 673	7 726 926
8104190000	Other unwrought magnesium	247	41 287	1 582	111 981
8104300000	Magnesium raspings,turnings &granules,graded according to size;	10 952	48 516	83 065	400 875
8104900000	Other magnesium	34	106 644	830	726 804
8105201000	Unwrought cobalt	5 050	15 758	148 304	499 980
8105209000	Mattes cobalt; cobalt powders	3 000	30 479	75 360	830 444
8105900000	Other cobalt mattes	563	6 152	60 021	698 779
8106009000	Other bismut and articles thereof	0	3 271	0	98 336
8107200000	Unwrought cadmium, powders	0	22	0	4 052
8107900000	Other cadmium and articles thereof	0	116	0	2 330
8108200000	Unwrought titanium powders	2 936	19 726	20 171	130 885
8108300000	Titanium waste and scrap	0	11	0	74
8108900000	Other titanium and articles thereof	26 771	563 329	449 525	17 650 730
8109200000	Unwrought zirconium powders	0	44 806	0	62 044
8109900000	Other zirconium and articles thereof	675	30 940	3 000	105 504
8110100000	Unwrought antimony powders	5 822	475 700	26 099	6 243 348
8110900000	Other antimony and articles thereof	5 000	49 698	67 500	461 910

**I.3. IMPOR MENURUT KOMODITI / IMPORT BY HS COMMODITY**  
**\*\*\* NOVEMBER/NOVEMBER 2012 \*\*\***

HS	Uraian Komoditi Commodity Description	Berat Bersih / Net Weight (Kg)		Nilai / Value C.I.F (US\$)	
		Bulan ini Current Month	Kumulatif Cum.Jan. to date	Bulan ini Current Month	Kumulatif Cum.Jan. to date
8111000000	Manganese and articles thereof,including waste and scrap	0	68 956	0	258 705
8112120000	Unwrought beryllium powders	0	58 313	0	135 795
8112190000	Other beryllium and articles thereof	30 480	50 570	146 590	791 195
8112210000	Unwrought chromium powders	1	33 712	89	517 506
8112290000	Other Chromium and articles thereof	153	36 908	8 062	210 191
8112990000	Other thallium and articles thereof	85	122	683	3 037
8113000000	Cermets and articles thereof, includingwaste and scrap	0	2 963	0	5 119
8201100000	Hand tools spades and shovels	4	108 827	31	98 642
8201301000	Hoes (mamooties) and rakes	22	49 309	375	21 098
8201309000	Mattocks and picks	1 805	16 120	5 409	52 679
8201400000	Axes, bill hooks and similar hewingtools	0	31 197	0	30 862
8201500000	Secateurs & similar one-handed prunersand shears (including pool	9 953	97 344	24 388	205 337
8201600000	Hedge shears,two-handed pruning shearsand similar two handed s	0	9	0	72
8201900000	Other hand tools of a kind used inagriculture, horticulture or fores	1	23 527	664	146 905
8202100000	Hand saws	213 307	2 012 179	251 905	2 685 973
8202201000	Band saw blades	4 569	110 120	9 133	478 077
8202209000	Sparepart band saw blades	91 848	1 062 413	285 120	4 086 265
8202311000	Circular saw blades with working part ofsteel	236	7 558	16 944	59 006
8202319000	Sparepart sircular saw blades withworking part of steel	25 872	266 289	161 644	1 663 903
8202390000	Other circular saw blades includingparts	29 527	617 487	132 169	2 438 969
8202400000	Chain saw blades	5 492	811 984	27 046	2 217 960
8202910000	Straight saw blades for working metal	9 011	62 876	46 242	357 328
8202991000	Straight saw blades	2 118	59 328	68 791	629 606
8202999000	Other saw blades	35 182	807 243	153 503	2 603 005
8203100000	Files, rasps and similar tools	79 022	746 269	151 223	1 563 322
8203200000	Pliers (including cutting pliers),pincers, tweezers and similar tools	314 656	4 060 818	676 468	7 608 943
8203300000	Metal cutting shears and similar tools	83 843	723 126	157 046	2 101 309
8203400000	Pipe-cutters, bolt croppers, perforatingpunches, and similar tools	70 208	561 097	347 826	2 563 659
8204110000	Hand operated spanners and wrencheson adjustable	447 002	5 447 402	958 869	11 143 970
8204120000	Hand operated spanners and wrenchesadjustable	143 341	2 608 029	511 209	8 298 138
8204200000	Interchangeable spanner sockets, withor without handles	65 130	2 313 510	333 525	5 490 611
8205100000	Drilling, threading or tapping tools	83 228	1 555 070	392 447	6 109 374
8205200000	Hammers and sledge hammers	497 973	5 535 223	610 336	6 477 749
8205300000	Planes, chisels, gouges and similarcutting tools for working wood	142 215	1 644 729	201 785	2 361 042
8205400000	Screwdrivers	227 747	2 750 541	437 182	5 521 111
8205511000	Flat irons	789	8 532	6 735	31 735
8205519000	Other household tools	4 355	127 351	45 205	837 940
8205590000	Other hand tools , oth than househlootools	354 181	20 210 161	1 080 370	15 345 365
8205600000	Blow lamps	1	21 906	18	51 001
8205700000	Vices, clamps and the like	284 310	2 468 698	1 383 406	11 157 806
8205900000	Other including sets of articles of twoor more subheadings of this l	494 592	1 574 284	2 230 116	8 245 780
8206000000	Tools of two/more of the headings82.02to 82.05 put up in sets for	216 678	1 476 568	802 657	10 727 224
8207130000	Rock drilling or earth boring tools with working part of cermets	8 238	169 167	411 998	5 892 208
8207190000	Other rock drilling / earth boring tools, including parts	105 030	1 278 839	6 771 688	69 093 405
8207200000	Dies for drawing or extruding metal	37 919	1 008 554	1 016 232	25 006 505
8207300000	Tools for pressing, stamping or punching	696 777	7 626 179	14 019 723	131 202 836
8207400000	Tools for tapping or threading	21 269	354 023	849 682	9 831 592
8207500000	Tools for drilling, other than for rockdrilling	106 278	1 419 152	975 339	15 236 212
8207600000	Tools for boring or broaching	19 360	134 335	352 348	4 018 507
8207700000	Tools for milling	15 220	255 206	729 433	7 543 720
8207800000	Tools for turning	6 387	319 139	776 287	8 716 092
8207900000	Other interchangeable tools	248 160	2 358 982	5 084 876	45 974 434
8208100000	Knives and cutting blades for metalworking	20 858	225 526	1 029 073	8 839 701
8208200000	Knives and cutting blades for woodworking	143 312	1 300 633	949 250	9 317 577
8208300000	Knives&cutting blades f kitchen app'es /for mach. used by the food	10 755	65 876	63 922	901 740
8208400000	Knives&cutting blades for agricultural , horticultural or forestry ma	22 930	90 465	26 880	416 252
8208900000	Other knives and cutting blades formachines or for mechanical ap	220 522	2 056 553	3 367 508	23 793 933
8209000000	Plates, sticks, tips and the like fortools,	36 464	644 395	1 005 692	14 230 256
8210000000	Hand-operated mechanical appliances,weighing	73 473	886 366	160 757	1 195 705
8211100000	Knives with cutting blades,serrated ornot and sets of assorted arti	3 311	127 571	19 191	447 077
8211910000	Table knives having fixed blades	14 201	394 644	29 657	1 340 033
8211925000	Knives ,fix blades, handle of base metalfor agricultural, horticultur	1 980	24 541	51 975	515 017
8211929010	Flick/spring knives,hunting,diving&scouts knives,penknives,blades	973	21 817	20 410	141 523
8211929090	Other knives having fixed blades withhandle of base metal	47 476	219 677	91 380	626 243
8211932010	Knives,oth than fixed blades,with handle base metal, for agricultur	111	2 422	310	4 173
8211932090	Knives,oth than fixed blades,handle othan metal, for agricultural	0	7 597	0	16 473
8211939000	Knives having other than fixed bladeswith handle of base metal	1 095	43 874	3 396	157 964
8211941000	Blades for knife of kind used foragriculture,horticulture/forestry	0	5 319	0	66 300
8211949000	Blades with handle of base metal	11 708	205 307	185 079	1 548 445
8211950000	Knives with handles of base metal	12 040	112 471	45 172	600 936
8212100000	Razors	68 966	641 405	1 612 133	10 896 517

**I.3. IMPOR MENURUT KOMODITI / IMPORT BY HS COMMODITY**  
**\*\*\* NOVEMBER/NOVEMBER 2012 \*\*\***

HS	Uraian Komoditi Commodity Description	Berat Bersih / Net Weight (Kg)		Nilai / Value C.I.F (US\$)	
		Bulan ini Current Month	Kumulatif Cum.Jan. to date	Bulan ini Current Month	Kumulatif Cum.Jan. to date
8212201000	Safety razor blades with double-edged razor blades	42 676	451 674	33 542	5 342 935
8212209000	Other razors and razor blades including razor blade blanks in strips	37 369	557 775	572 006	6 451 216
8212900000	Other parts of razors and razor blade	5 334	66 759	34 528	219 024
8213000000	Scissors, tailors' shears and similar shears and blade thereof	180 914	1 730 640	283 547	2 894 413
8214100000	Ppr knives, ltr openers, erasing knives, pencil sharpeners and blade	157 424	1 455 221	212 105	2 633 995
8214200000	Manicure or pedicure sets and instruments including nail files	68 732	692 964	217 673	1 494 228
8214900000	Other articles of cutlery	130 555	1 082 431	275 204	2 021 306
8215100000	Spoons, forks, ladles, skimmer, cake serv. & fish knives sets of assort	744	19 131	1 994	38 035
8215200000	Similar kitchen and tableware, other sets of assorted articles	142 729	1 019 692	268 014	1 984 542
8215910000	Similar kitchen and tableware plated with precious metal	811	12 544	2 629	60 512
8215990000	Other similar kitchen and tableware	800 221	6 345 531	913 050	9 991 481
8301100000	Padlocks	619 286	5 200 431	1 158 531	8 797 042
8301200000	Locks of a kind used for motor vehicles	240 022	2 743 438	2 477 189	32 080 262
8301300000	Locks of a kind used for furniture	523 280	4 944 973	694 020	6 763 803
8301401000	Handcuffs	50	38 877	845	261 553
8301409000	Other padlocks and locks	1 019 745	11 275 590	1 410 616	19 290 972
8301500000	Clasps and frames with clasps, incorporating locks	15 338	144 539	193 044	1 808 280
8301600000	Parts of padlocks and locks	491 971	4 709 108	2 626 750	31 119 351
8301700000	Keys presented separately	53 845	366 475	385 662	3 511 944
8302100000	Hinges	2 142 044	17 760 466	2 136 760	22 384 570
8302201000	Castors of a diameter > 100 mm but < 250 mm	29 490	390 110	40 076	488 209
8302209000	Oth base metal mountings, fitting & similar articles	391 443	4 092 426	548 462	6 263 243
8302301000	Hasps	61 319	796 612	868 403	10 649 061
8302309000	Oth mountings, fittings and similar articles suitable for motor vehic	253 443	5 741 189	2 419 799	43 311 373
8302413100	Hasps suitable for building	199 256	1 804 819	131 475	1 644 144
8302413900	Bolts, hooks, eyes and staples suitable for building	93 545	1 020 735	83 609	1 573 851
8302419000	Other mounting suitable for building	1 078 317	10 719 126	1 786 943	21 228 882
8302422000	Hasps suitable for furniture	190 286	533 117	103 836	601 974
8302429000	Bolts suitable for furniture	2 312 530	21 128 240	3 192 817	37 015 011
8302491000	Mounting of a kind suitable for saddlery	2 883	34 812	27 120	337 273
8302499100	Hasps	60 592	184 581	538 410	1 244 641
8302499900	Other mounting ; oth than of a kind suitable for saddlery	396 602	3 990 414	1 012 488	7 046 471
8302500000	Hat-racks, hat-pegs, brackets and similar fixtures	156 021	1 546 630	550 662	8 831 404
8302600000	Automatic door closers	67 143	1 004 372	382 327	4 480 845
8303000000	Armoured/reinforced safes, strong-boxes and doors and safe depos	751 083	5 066 496	1 589 231	10 320 327
8304001000	Filing cabinets or card-index cabinets	196 984	1 070 527	506 815	2 559 449
8304009100	Other similar office or desk equipment of aluminium	3 248	66 337	80 991	474 241
8304009900	Other office or desk equipment of copper or of lead	201 860	2 774 369	813 972	13 367 062
8305101000	Fittings for double loop wire binders	114 639	673 977	303 446	1 794 938
8305109000	Fittings for loose-leaf binders or files other than double loop wire bin	272 439	2 440 548	524 597	5 515 411
8305201000	Staples in strips of a kind for office use	108 579	1 001 257	286 752	1 765 606
8305202000	Other staples in strips of iron or steel	17 570	239 635	66 304	621 739
8305209000	Other fitting for loose leaf binders or files for staples in strips	205 972	1 703 790	229 932	2 810 193
8305901000	Letter coners, paper clips, indexing tags office articles	37 658	224 843	71 677	566 251
8305909000	Other including parts	148 218	2 158 425	236 731	5 861 490
8306101000	Bells for cycles	11 932	77 929	18 835	144 720
8306102000	Bells, gongs and the like, of copper	0	1 070	0	15 230
8306109000	Bells, gongs and the like, other than of copper	6 465	36 016	29 289	160 532
8306210000	Statuetes and other ornaments plated with precious metal	103	16 177	5 523	79 001
8306291000	Statuetes and other ornaments, of copper or lead	4	3 475	245	15 752
8306292000	Statuetes and other ornaments, of nickel	0	1 733	0	16 628
8306293000	Statuetes and other ornaments, of aluminium	6 701	6 701	42 094	42 094
8306299000	Other statuetes and other ornaments	8 196	150 391	29 241	483 302
8306301000	Photograph, picture or similar frames; mirrors : of copper	0	14 401	0	60 170
8306309100	Metallic mirrors reflecting traffic views at road interstions/sharp co	344	10 932	16 094	62 059
8306309900	Oth metallic mirrors reflecting traffic views at road interstions/shar	18 087	319 780	90 495	1 152 937
8307100000	Flexible tubing of base metal, with or without fitting of iron/steel	215 329	3 306 374	1 577 965	21 811 771
8307900000	Flexible tubing of base metal, with or without fitting of other base r	27 807	348 868	127 744	2 564 623
8308100000	Hooks, eyes and eyelets of base metal	375 097	4 057 482	3 663 432	38 780 064
8308200000	Tubular or bifurcated rivets of base metal	55 439	405 212	549 527	4 931 760
8308901000	Including parts with beads of a kind used for travel goods	27 776	457 087	340 617	5 650 613
8308909010	Including parts with spangles of a kind used for clothing	110	37 814	549	122 235
8308909090	Claps, frames with claps, buckles, buckle-claps of base metal	315 385	3 699 787	2 903 187	30 731 211
8309100000	Crown corks, of base metal	8 115	144 925	74 039	891 781
8309901000	Capsules for bottles, of base metal	9 443	59 590	72 070	569 712
8309902000	Top ends of alum. Cans, of base metal	577 891	5 133 894	3 059 502	27 788 065
8309906000	Aerosol can ends, of tinplate, of base metal	18 977	122 318	55 699	794 287
8309907000	Other caps for cans, of base metal	91 998	2 831 443	268 568	8 716 132
8309908100	Bottle and screw caps, of aluminium	1 171	30 705	917	268 889
8309908900	Seals & other packing accessories of aluminium	32 375	724 003	382 651	6 354 309
8309909100	Other of bottle and screw caps	78 761	98 201	12 869	161 779

**I.3. IMPOR MENURUT KOMODITI / IMPORT BY HS COMMODITY**  
**\*\*\* NOVEMBER/NOVEMBER 2012 \*\*\***

HS	Uraian Komoditi Commodity Description	Berat Bersih / Net Weight (Kg)		Nilai / Value C.I.F (US\$)	
		Bulan ini Current Month	Kumulatif Cum.Jan. to date	Bulan ini Current Month	Kumulatif Cum.Jan. to date
8309909910	Bungs for metal drums; bung covers;seals;case corner protectors	19 546	201 766	151 918	1 557 771
8309909990	Threaded bungs for aluminiumcovers; seals;case corner protector:	56 325	916 751	415 696	6 506 883
8310000000	Plates; Sign , name, add & similar, numb, letter, of base metal, excl	26 464	360 875	430 076	4 235 474
8311100010	Coated electrodes of base metal,for electric arc-welding : In rolls	974 323	7 637 031	1 952 927	15 763 604
8311100090	Coated electrodes of base metal,for electric arc-welding. In oth th:	1 559 558	24 252 287	4 137 864	55 521 313
8311202010	Cored wire of alloy stell,cont by weight4,5% / carbon / chromium,	357 868	4 719 334	482 200	6 773 995
8311202090	Cored wire of alloy stell,cont by weight4,5% / carbon / chromium,	25 239	699 960	54 528	2 094 024
8311209010	Part Core wire of alloy stell,contweight4,5% / carbon / chrom, in r	249 465	2 409 704	562 805	5 470 663
8311209090	Part Cored wire of alloy stell,contweight4,5% /carbon/chrom, in n	158 399	2 461 915	267 336	4 548 271
8311302010	Coat rod & Cored wire of alloy stell,cont weight 4,5% /carbon/chrc	159 113	3 151 604	390 795	7 104 876
8311302090	Coat rod & Core wire of alloy stell,contweight 4,5% / carbon / chrc	144 787	1 763 352	405 488	4 436 477
8311309010	Part coat rod & Cor wire of alloy stell,cont weight 4,5% / carbon/cl	560 979	4 509 387	973 077	10 571 360
8311309090	Part coat rod & Cor wire of alloy stell,cont weight 4,5% /carbon/cf	250 316	3 214 325	791 680	12 156 300
8311900000	Coated wire / cored with flux materialof kind used for soldering &	960 939	8 344 843	1 197 120	12 578 940
8401100000	Nuclear reactors	0	15 308	0	157 561
8401200000	Machinery & apparatus for isotopicseparation & parts thereof	157	6 322	5 238	117 716
8401300000	Fuel elements (cartridges),non-irradiated	271	4 244	10 095	94 632
8401400000	Parts of nuclear reactors	93	111	220	469
8402111000	Watertube boiler with steam production> 45 t/ h with electrical o	30 195	4 776 915	108 004	18 188 792
8402112000	Watertube boiler with steam production> 45 t/ h with not electric	50 746	2 240 776	65 852	11 426 660
8402121100	Watertube boilers elect. with a steam15 tons <= steam prod.< 45t	1 297 307	9 825 938	3 551 640	35 181 688
8402121900	Watertube boilers electric with a steamprod < 15 tons /hours	645 108	4 250 036	1 589 447	14 491 851
8402122100	Watertube boilers not elect. with steam15 tons <= steam prod.< 4	21 180	2 373 328	2 234 687	2 966 285
8402122900	Watertube boilers not elect with steamprod < 15 tons /hours	1 515 194	4 609 142	22 206 883	28 658 464
8402191100	Hybrid boilers with a steam production> 15t/ hour with electrically	6 152	398 734	111 953	2 844 738
8402191900	Hybrid boilers with a steam production< 15t/ hour with electrically	260 998	5 638 621	456 303	12 782 179
8402192100	Hybrid boilers not elect with a steamproduction exceeding 15t/ hc	0	1 155 106	0	3 012 666
8402192900	Oth hybrid boiler not elect with a steamproduction not exceeding	172 279	2 186 195	252 007	3 756 479
8402201000	Electric super heated water boilerselectrically operated	1 448	393 940	16 639	1 237 694
8402202000	Electric super heated water boilerselectrically operated	29 971	471 567	292 000	4 325 789
8402901000	Part of boiler bodies or shells	2 441 559	7 561 229	16 749 748	59 135 260
8402909000	Oth than part of boiler bodies or shells	1 883 046	21 347 269	15 061 726	178 396 229
8403100000	Boilers of central heating boilersother than those of heading 84.02	130 785	4 120 652	591 480	18 682 619
8403901000	Boiler bodies or shells central heatingboilers oth than those of hea	432	153 966	13 603	643 265
8403909000	Oth Boiler bodies or shells central heatboilers oth than those of he	19 739	2 064 530	82 057	7 525 640
8404101010	Soot remover (soot blowers) for usewith boilers of heading 84.02	21 079	517 385	37 700	3 229 468
8404101090	Economiser,super-heaters,gas revererswith boilers of heading 84.(	1 301 378	11 982 147	2 453 689	112 059 659
8404102000	Economiser,super-heaters,gas revererswith boilers of heading 84.(	23 647	283 587	173 000	949 401
8404200000	Condensers for steam or other vapourpower units	158 461	2 182 704	1 297 028	22 195 596
8404901100	Parts boiler bodies or shells of goodsof subheading 8404.10.10 :	1	152 585	53	3 587 528
8404901900	Part oth than boiler bodies or shells ofgoods of subheading 8404.1	2 812	184 848	97 906	2 197 133
8404902900	Part oth than boiler bodies or shellsof goods of subheading 8404.1	5 720	225 825	33 000	4 068 797
8404909000	Other parts of auxiliary machineryfor use with boilers	1 830	5 400 027	20 276	38 776 196
8405100000	Producer gas/water gas generators,with or without purifiers; acety	356 132	1 726 386	4 986 074	28 863 974
8405900000	Part of producer gas/water gas generat,with or without purifiers; i	160 139	2 756 666	10 888 167	71 460 194
8406100000	Turbines for marine propulsion	0	846 932	0	6 097 891
8406810000	Turbines oth than marine propulsion ofan output exceeding 40 MW	308 145	16 375 782	4 372 785	195 349 009
8406820000	Turbines oth than marine propulsion ofan output not exceeding 40	73 528	2 969 753	1 802 921	56 078 522
8406900000	Part of turbines for marine propulsion	180 303	9 212 912	3 696 428	120 874 903
8407100000	Spark ignition reciproc/rotary internalcombustion piston engines f	2 161	32 771	169 204	16 251 615
8407211000	Outboard motors of a power < 22.38 kw	0	29 316	0	241 222
8407219000	Outboard motors of a power > 22.38 kw	181 345	1 619 064	4 407 085	40 254 410
8407292000	Other than outboard motorsof a power <= 22.38 kw	10 246	335 919	6 891	945 370
8407299010	Outboard motors of a power > 22.38 kw but not exceeding100 kw	43 778	249 466	289 535	545 428
8407299090	Outboard motors of a power > 100 kw	3 582	320 303	14 201	5 281 292
8407310000	Reciprocating piston engine of vichileof chapter 87 ,capacity <=50	0	1 808	0	24 276
8407321100	Reciproc piston engine of vehicles ofheading 87.01 ,50cc< capacity	44	90 494	100	589 202
8407321200	Reciproc piston engine of vehicles ofheading 87.11 ,50cc< capacity	9	216 842	183	1 891 970
8407321900	Reciproc piston engine of vhl of head8701,8711 with capacity <= 1	40 168	261 941	108 756	744 101
8407322100	Reciproc piston engine of vehicles ofheading 87.01 ,110cc>capacit	11 749	11 814	63 309	63 739
8407322200	Reciproc piston engine of vehicles ofheading 87.11 ,110cc> capaci	12 897	356 609	11 694	2 551 395
8407322900	Reciproc piston engine of vhl of head8701,8711 with >110 cc cap <	0	3 642	0	12 474
8407332000	Reciproc piston engine of vehicles ofhead 87.11 ,250cc> capacity <	0	1 637	0	20 551
8407339000	Reciproc piston engine of vehicles of8701,8711 with capacity <= 1	226	10 518	6 169	114 257
8407344000	Fully assemb for pedestrian controllertractors with cyl cap < 1100	5 492	49 164	131 110	1 197 335
8407345000	Fully assemb for oth vhl of heading8701 with cyl cap < 1100 cc	3	63	5 500	8 384
8407346000	Fully assemb for oth vhl of heading8711 with cyl cap < 1100 cc	4 852	47 444	70 160	626 011
8407347100	Fully assembled of a cylinder capacitynot exceeding 2000 cc	838 019	12 350 435	7 799 132	109 985 445
8407347200	Fully assembled of > 2000 cc a cylindercapacity < 3000 cc	19 119	153 184	357 903	2 817 023
8407347300	Fully assembled of a cylinder capacityexceeding 3000 cc	74 126	611 125	1 882 312	15 898 068
8407349100	Fully assembled for pedestriancontrolled tractors of cyl cap <1100	0	5 173	0	87 578

**I.3. IMPOR MENURUT KOMODITI / IMPORT BY HS COMMODITY**  
**\*\*\* NOVEMBER/NOVEMBER 2012 \*\*\***

HS	Uraian Komoditi Commodity Description	Berat Bersih / Net Weight (Kg)		Nilai / Value C.I.F (US\$)	
		Bulan ini Current Month	Kumulatif Cum.Jan. to date	Bulan ini Current Month	Kumulatif Cum.Jan. to date
8407349200	Fully assembled for other vehicles of heading 8701	0	1	0	329
8407349300	Fully assembled for other vehicles of heading 8711	3 532	73 049	144 833	2 010 911
8407349400	Fully assembled for oth vehicles of cylinder capacity not exceeding	8 768	189 672	182 000	3 837 359
8407349500	Fully assembled for oth vehicles of > 2000 cc cylinder capacity < 30	135	398	7 830	16 908
8407349900	Fully assembled for oth vehicles of cylinder capacity exceeding 300	0	84 299	0	1 671 912
8407901000	Other engines of a power not exceeding 18,65 kw	656 928	7 597 003	2 739 791	34 083 260
8407902000	Other engines of a power exceeding 18,65 kw but not exceeding 22,38 kw	0	20 458	0	211 689
8407909000	Other engines of a power exceeding 22,38 kw	146 165	1 318 373	1 063 191	6 181 939
8408101000	Marine propulsion engines, of a power not exceeding 22.38 kw	172 218	1 274 427	538 867	3 587 903
8408102000	Marine propulsion engines, of a power exc 22.38 kw but not exc 10	197 324	2 795 247	1 000 625	5 905 598
8408109010	Marine propulsion engines, of a power exc 100 kw but not exc 750	131 796	3 435 182	1 246 503	17 958 992
8408109090	Marine propulsion engines, of a power exceeding 750 kw	330 501	3 122 868	6 304 718	68 324 679
8408201000	Fully assembled for vehicles of subheading 8701.10	23 059	1 146 318	707 348	4 510 550
8408202100	Fully assembled for vehicles of subhd 8701.10 of cyl cap <2000 cc	457 026	5 168 593	507 053	8 148 046
8408202200	Fully assembled for vehicles of subhd 8701 of >2000 cc cyl cap <35	1 131 509	12 244 699	14 294 908	152 600 784
8408202310	Fully assembled for vehicles of subhd 8701.10 of cyl cap > 3500 cc	23 371	636 740	320 358	14 703 551
8408202320	Fully assembled for vehicles of subhd 8701.10 of cyl cap > 20000 cc	14 351	214 260	1 011 673	6 154 464
8408209300	Oth for vehicles of subheading 8701.10	166	390 266	4 335	9 682 517
8408209400	Oth for vehicles of subheading 8701.10 with cyl capacity < 2000 cc	289	8 973	12 136	27 401
8408209500	Oth for vehicles of subheading 8701.10 with > 2000 cc cyl capacity	0	1 564	0	41 391
8408209610	Oth for vehicles of subheading 8701.10 with > 3500 cc cyl capacity	23 862	38 535	277 856	429 011
8408209620	Oth for vehicles of subheading 8701.10 with cyl capacity > 20000 c	47 710	872 687	516 410	13 510 616
8408901000	Other engines with power < 18,65 kw	700 068	9 550 906	1 523 139	15 964 393
8408905020	Other engines with power > 100 kw for railway locomotives or trar	0	3 530	0	39 539
8408905030	Other engines with power > 100 kw for heading 8429 or 8430	104 291	4 663 489	1 176 157	56 701 417
8408905090	Other engines with power > 100 kw for heading 8429 or 8430	313 732	4 132 215	2 790 951	38 236 091
8408909100	Egn of power exc 100 kw oth for machinery heading 8429 ot 8430	167 453	1 754 612	2 819 067	29 000 448
8408909910	Compression with diesel or semi-diesel of railway locomotiv or tra	313	15 512	11 096	810 955
8408909990	Compres with diesel or semi-diesel oth of railway locomotiv or tra	2 210 496	20 291 578	3 250 301	30 470 560
8409100000	Parts suitable for use with the engine of heading 8407 or 8408 of a	293	6 354	42 043	1 005 745
8409911100	Combustion piston egn for machin of head 8429 or 8430 of carbur	10 393	163 557	212 111	4 171 545
8409911200	Combustion piston egn for machin of head 8429 or 8430 of cylindr	1 579	20 650	88 646	463 794
8409911300	Cylinder liners with internal diameter 50 mm <= 155 mm of head 8	12 700	35 523	51 497	525 466
8409911400	Oth cylinder liners with internal diamtr 50 mm <= 155 mm of head	3 370	128 629	48 764	1 165 020
8409911500	Cylinder heads & head covers for machinery heading 8429 ot 8430	4 989	105 473	71 629	2 431 509
8409911600	Pistons with an external diameter of 50 mm <= 155 mm of head 84	55 395	271 159	225 156	3 361 765
8409911700	Oth pistons with an external diameter of 50 mm <= 155 mm of hea	2 693	508 059	105 505	2 592 863
8409911800	Piston rings & gudgeon pins for machinery heading 8429 ot 8430	31 787	81 187	139 045	855 525
8409911900	Oth parts suitable for use with the engine machinery heading 8429	59 818	601 897	410 071	8 027 776
8409912100	Carburettors & parts there of vehicles of heading 8701	109	2 561	8 375	59 967
8409912200	Cylinder blocks for machinery heading 8701	191	14 253	10 672	159 954
8409912300	Cylinder liners with internal diameter 50 mm <= 155 mm of head in	0	6 376	0	17 364
8409912400	Oth cylinder liners with internal diamtr 50 mm <= 155 mm of head	90	4 157	4 357	75 153
8409912500	Cylinder heads & head covers for machinery heading 8701	16 103	80 527	21 718	328 724
8409912600	Pistons with an external diameter of 50 mm <= 155 mm of heading	0	2 779	0	38 608
8409912700	Oth pistons with an external diameter of 50 mm <= 155 mm of hea	240	10 252	11 135	310 932
8409912800	Piston rings & gudgeon pins for machinery heading 8701	500	17 608	31 448	344 852
8409912900	Oth parts suitable for use with the engine machinery of heading 87	12 476	99 005	57 335	354 404
8409913100	Carburettors & parts there of vehicles of heading 8711	103 616	1 889 411	5 020 897	84 772 897
8409913200	Cylinder blocks; crank cases for machinery of heading 8711	104 777	1 187 499	1 534 804	17 779 359
8409913400	Cylinder liners for machinery of heading 8711	68 368	449 350	273 913	2 170 746
8409913500	Cylinder heads & head covers for machinery of heading 8711	4 874	379 234	180 042	15 233 528
8409913700	Pistons for machinery of heading 8711	54 066	586 828	609 852	5 858 816
8409913800	Piston rings & gudgeon pins for machinery of heading 8711	18 177	183 991	773 498	7 707 275
8409913900	Oth parts suitable for use with the engine for machinery of heading	243 548	2 708 890	6 987 584	79 860 241
8409914100	Carburettors & parts there of vehicles of heading 87	103 456	967 713	3 023 191	37 235 691
8409914200	Cylinder blocks; crank cases for machinery of heading 87	1 410 573	13 151 740	12 569 566	118 541 807
8409914300	Cylinder liners with internal diameter 50 mm <= 155 mm of head in	1 003	53 791	14 398	317 922
8409914400	Other cylinder liners with the engine for machinery of heading 87	70 776	958 971	732 764	8 955 995
8409914500	Cylinder heads & head covers for machinery of heading 87	9 678	271 369	94 554	3 276 933
8409914600	Pistons with an external diameter of 50 mm <= 155 mm of heading	76 174	698 893	842 130	8 546 364
8409914700	Oth pistons with an external diameter 50 mm <= 155 mm of headir	44 471	467 732	1 153 605	13 068 037
8409914800	Piston rings & gudgeon pins for machinery heading 87	43 461	303 617	1 633 736	20 166 894
8409914900	Oth parts suitable for use with the engine for machinery of heading	1 044 447	11 305 305	14 281 187	171 645 014
8409915100	Cyl block, crank case, marine propul eng power <= 22.38kw for vesse	8	92 265	698	1 508 338
8409915200	Cyl liners, power < 22,38 kw of diamtr=>50 mm<155 mm for vesse	341	20 154	17 817	87 202
8409915300	Oth cyl liners, power < 22,38 kw for vessel of heading 89	624	17 902	3 202	111 593
8409915400	Pistons, power < 22,38 kw of diamtr=>50 mm<155 mm for vessel c	21 671	172 255	279 568	2 141 862
8409915500	Oth pistons, power < 22,38 kw for vessel of heading 89	330	9 878	21 394	122 411
8409915900	Oth suitable for use with the egn of power < 22,38 kw for vssl of he	14 088	439 511	428 326	5 464 502
8409916100	Cyl block, crank case, marine propul eng power > 22.38kw for vessel	1 716	39 244	10 838	353 117



**I.3. IMPOR MENURUT KOMODITI / IMPORT BY HS COMMODITY**  
**\*\*\* NOVEMBER/NOVEMBER 2012 \*\*\***

HS	Uraian Komoditi Commodity Description	Berat Bersih / Net Weight (Kg)		Nilai / Value C.I.F (US\$)	
		Bulan ini Current Month	Kumulatif Cum.Jan. to date	Bulan ini Current Month	Kumulatif Cum.Jan. to date
8409916200	Cyl liners, power > 22,38 kw of diamtr=>50 mm<155 mm for vesse	0	11 457	0	94 615
8409916300	Oth Cyl liners, power>22,38 kw of diamtr=>50 mm<155 mm for ve	21 420	168 166	193 328	1 205 319
8409916400	Pistons, power > 22,38 kw of diamtr=>50 mm<155 mm for vessel (	0	5 415	0	15 395
8409916500	Other piston for marine propulsionengines of power > 22.38 kw	90	21 820	10 965	688 243
8409916900	Oth suitable for use with the egn ofpower > 22,38 kw for vssl of he	13 828	954 785	44 137	1 057 885
8409917100	Carburettors & parts there of other eng	5 687	123 548	9 853	1 709 784
8409917200	Cylinder blocks for other engine	268 797	1 901 585	204 359	2 658 837
8409917300	Cyl liners for other engine with=>50 mm diameter <155 mm	6 243	103 492	103 996	894 211
8409917400	Oth cyl liners for other engine	65 599	447 458	59 265	977 097
8409917500	Cyl heads & head covers for other eng	13 406	85 701	39 877	952 057
8409917600	Pistons for other engine with=>50 mm diameter <155 mm	3 436	344 798	28 741	2 377 714
8409917700	Oth pistons for other engine	47 912	289 084	351 248	3 982 444
8409917800	Pistons rings & gudgeon pins forother engine	8 485	28 320	26 685	148 591
8409917900	Other parts for engines	1 138 111	7 395 498	6 282 761	46 970 729
8409991100	Carburettors & parts there of for enginof machinery of head 8429	1 731	12 505	47 534	407 075
8409991200	cylinder blocks for engine of machineryof heading 8429/8430	12 892	192 981	294 617	4 551 371
8409991300	Cyl liners for eng mach head 8429/8430with =>50 mm diameter <	707	7 695	4 480	130 541
8409991400	Other cylinder liners for engineof machinery of head 8429/8430	41 094	327 164	2 314 922	10 301 339
8409991500	Clinder head & head covers for engineof machinery of head 8429/	27 785	418 207	811 102	11 416 719
8409991600	Pistons for eng mach of head 8429/8430with =>50 mm diameter <	2 140	9 347	22 072	146 255
8409991700	Other piston for engin of machineryof heading 8429/8430	7 654	101 331	185 846	2 777 271
8409991800	Pistons rings & gudgeon pins for engineof machinery of head 8429	1 086	29 057	26 133	1 557 880
8409991900	Other engine of machinery ofheading 8429 or 8430	23 635	636 874	1 729 070	10 981 615
8409992100	Carburettors & parts there of for enginof vehicles of heading 8701	9 251	76 641	9 566	92 079
8409992200	Cylinder blocks for engin of vehiclesof heading 8701	40 105	354 848	51 926	565 856
8409992300	Cyl liners for engine of vehicles ofwith =>50 mm diameter <155 m	11	19 492	1 066	127 703
8409992400	Other cylinder liners for enginesof vehicles of heading 8701	839	151 738	1 394	286 166
8409992500	Cyl heads & head covers forengines of vehicles of heading 8701	570	9 011	1 796	244 567
8409992600	Pistons for eng of vhl head 8701with =>50 mm diameter <155 mm	0	2 109	0	21 320
8409992700	Oth pistons for engines ofvehicles of heading 8701	19 376	22 156	20 352	34 454
8409992800	Pistons rings & gudgeon pins forengines of vehicles of heading 870	27	721	978	29 153
8409992900	Other for engines of vehicles of heading 8701	52 436	404 399	88 043	1 340 215
8409993100	Carburettors & parts there of for enginof vehicles of heading 8711	7	4 622	169	32 171
8409993200	Cylinder blocks; crank cases forengines of vehicles of heading 870	73	49 654	1 139	416 168
8409993300	Cylinder liners for enginesof vehicles of heading 8711	205	8 348	7 868	411 245
8409993400	Cyl heads & head covers forengines of vehicles of heading 8711	810	7 545	12 262	304 350
8409993500	Pistons for engines of vehiclesof heading 8711	1 115	13 490	21 501	450 160
8409993600	Pistons rings & gudgeon pins forengines of vehicles of heading 871	699	28 374	24 003	1 751 420
8409993900	Other for engines of vehiclesof heading 8711	32 128	455 661	901 684	13 383 452
8409994100	Carburettors & parts there of for engineof oth vehicles of chapter 8	170 595	2 186 357	2 593 254	32 522 354
8409994200	Cylinder blocks;crank case for enginesof oth vehicles of chapter 87	615 715	6 265 869	8 837 978	88 751 782
8409994300	Cyl liners for eng of oth vhl of chap 87with =>50 mm diameter <15	11 410	94 511	415 992	2 129 675
8409994400	Other cylinder liners for enginesof oth vehicles of heading 8701	18 013	259 152	179 754	1 296 207
8409994500	Cyl heads & head covers for enginesof oth vehicles of chapter 87	161 497	2 149 497	2 492 720	32 438 132
8409994600	Pistons for eng of oth vhl chapter 87with =>50 mm diameter <155	8 708	234 688	98 021	3 227 095
8409994700	Other piston for engines ofother vehicles of chapter 87	26 418	203 049	330 311	2 222 729
8409994800	Pistons rings & gudgeon pins forengines of oth vehicles of chapter	29 066	482 794	390 688	6 097 284
8409994900	Other for engines of othervehicles of chapter 87	968 611	11 396 305	15 994 575	179 665 266
8409995100	Cyl block crank case,marine propuls.eng, power<= 22.38kw for vss	198	8 577	2 540	86 940
8409995300	Other cylinder liners for engines vssl of chapter 89 wit power < 22,;	23	34 926	335	91 222
8409995400	Pistons for vssls eng <= 22,38 kw of=>50 mm diamtr <= 155 mm of	0	324	0	1 014
8409995500	Other piston for eng of vssl of chap 89 with mar propul eng of pow	0	4 990	0	37 253
8409995900	Oth.for vssls chapt.89,marine propul eng of a power<= 22.38 kw,c	781	29 685	9 031	134 488
8409996100	Cyl.block,crank case,marine propuls.eng, power>= 22.38kw for vss	9 010	95 315	78 420	615 950
8409996200	Cyl liners for vssl eng >= 22,38 kw of=>50 mm diamtr <= 155 mm c	12 563	166 340	264 358	4 370 951
8409996300	Other cylinder liners for marinepropulsion engines of power > 22,;	36 803	399 059	144 242	1 471 648
8409996400	Pistons for vssls eng >= 22,38 kw of=>50 mm diamtr <= 155 mm of	19 621	648 819	536 272	3 296 875
8409996500	Other piston for marine propulsionengines of power > 22,38 kw	20 485	332 133	291 237	2 183 707
8409996900	Other for marine propulsion enginesof a power > 22,38 kw	333 982	6 168 042	7 685 843	55 351 645
8409997100	Carburettors & parts there of forother engines	8 331	58 061	145 502	632 329
8409997200	Cylinder blocks for other engines	9 595	152 545	245 049	3 618 372
8409997300	Cylinder liners for other engines with=>50 mm diamtr <= 155 mm	405	6 944	1 089	9 527
8409997400	Other cylinder liners for other engines	4 718	181 687	71 447	1 282 436
8409997500	Cyl heads & head covers for other engine	1 600	108 666	31 534	1 334 924
8409997600	Pistons for other engines with=>50 mm diamtr <= 155 mm	806	23 952	5 155	512 936
8409997700	Oth pistons for other engines	10 113	306 485	246 688	4 374 821
8409997800	Pistons rings & gudgeon pins forother engines	3 352	87 377	42 381	759 885
8409997900	Other than for engines	1 366 774	8 162 590	5 132 241	37 173 871
8410110000	Hydraulic turbine & water wheelsof power <= 1,000 kw	10 569	274 798	59 891	1 510 564
8410120000	Hydraulic turbines and water wheels of>1,000 kw power < 10,000	6 824	203 392	144 991	1 679 798
8410130000	Hydraulic turbines and water wheels ofwith a power exceeding 10	0	87 746	0	490 667

**I.3. IMPOR MENURUT KOMODITI / IMPORT BY HS COMMODITY**  
**\*\*\* NOVEMBER/NOVEMBER 2012 \*\*\***

HS	Uraian Komoditi Commodity Description	Berat Bersih / Net Weight (Kg)		Nilai / Value C.I.F (US\$)	
		Bulan ini Current Month	Kumulatif Cum.Jan. to date	Bulan ini Current Month	Kumulatif Cum.Jan. to date
8410900000	Parts, including regulators ofhydraulic turbins and water wheels	323 031	1 597 988	1 509 464	9 043 282
8411110000	Turbo-jets of a thrust not exceed 25 kn	114 576	562 656	1 045 044	12 044 488
8411120000	Turbo-jets of a thrust exceeding 25 kn	16 852	412 493	9 002 000	227 427 272
8411210000	Turbo-propellers of a powernot exceeding 1,100 kw	5 355	55 707	255 613	3 941 661
8411220000	Turbo-propellers of a powerexceeding 1,100 kw	3 176	82 005	208 542	10 668 408
8411810000	Other gas turbines of a powernot exceeding 5,000 kw	26 344	352 316	2 065 670	16 597 783
8411820000	Other gas turbines of a powerexceeding 5,000 kw	564	2 246 957	14 010	146 816 008
8411910000	Parts of turbo-jets/turbo-propellers	3 430	26 265	1 642 652	11 630 819
8411990000	Oth Parts of turbo-jets/turbo-propellers	658 241	73 080 166	31 373 885	252 741 615
8412100000	Reaction engines oth than turbo-jets	304	259 037	20 492	830 430
8412210000	Hydraulic power engines and motorswith linear acting (cylinders)	428 975	2 461 667	3 476 789	26 365 232
8412290000	Hydraulic power engines and motorswith other linear acting (cylin	200 933	2 871 680	3 617 639	35 593 982
8412310000	Pneumatic power engines andmotors with linear acting (cylinders)	6 711	335 822	359 060	4 934 733
8412390000	Pneumatic power engines and motorswith other linear acting (cyl	43 539	410 056	485 112	5 687 737
8412800000	Oth engines and motors	57 022	1 177 326	497 092	16 970 082
8412901000	Parts of engines of subheading 8412.10	252	7 604	20 288	130 655
8412909000	oth parts of engines of subheading 841	334 400	2 650 797	2 258 731	25 557 920
8413110000	Pumps for dispensing fuel/lubricants ofthe type used in fill station,	30 250	571 272	229 060	6 030 121
8413190000	OthPumps for dispens fuel/lubricants ofthe type used in fill statior	204 613	2 370 164	4 147 162	42 417 278
8413201000	Water pump for hand pump,oth than those of subheading 8413.1	128 682	416 641	817 961	2 160 334
8413209000	Oth Water pump for hand pump,oth than those of subheading 84	24 767	676 375	192 940	3 317 248
8413301200	Recipro/rotary for water pumps/fuel ofkind eng of mtr vhl head 8	187 712	2 060 681	5 338 949	83 665 545
8413301900	Reciprocating or rotary type for cooled pumps for intern combu	316 258	2 777 951	6 134 206	45 989 730
8413302100	Centrifugal type for water pumps/fuel ofkind eng of mtr vhl head {	173 017	1 850 829	3 110 067	33 656 691
8413302900	Centrifugal type for cooling mediumpumps for intern combustion	10 094	248 470	96 648	4 541 271
8413309200	Other water pumps or fuel pumps of kindused for eng of mtr vhl h	390 796	5 644 987	14 009 731	151 635 423
8413309900	Other Cooling medium pumps for internalcombustion piston engir	326 857	4 344 171	6 593 017	77 979 225
8413400000	Concrete pumps	92 509	636 699	642 923	4 360 693
8413503000	Oth reciproc positif displacement pumps,of water pumps with flow	15 464	249 023	113 923	3 488 766
8413504000	Oth reciproc (+) displmnt pumps,of waterpumps with >8000m/h fl	8 296	69 352	281 741	690 609
8413509000	Oth reciproc positif displacement pumps,of water pumps with flow	305 576	2 625 684	8 046 839	42 196 607
8413603010	Oth rotary positive displacement pumps,elctrlly operated with flow	13 782	128 073	242 847	2 283 974
8413603020	Oth rotary positive displmnt pumps,notelctrlly operated with flow	22 556	460 226	144 653	2 271 185
8413604000	Oth rotary (+) displmnt pumps,of waterpumps with>8000m/h flow	100	39 176	2 921	160 019
8413609000	Oth rotary positive displacementpumps, with flow rate > 13000 m	139 380	2 083 496	2 085 462	31 369 637
8413701100	Oth Ctrfgl pumps;sgl stage,water pmp forbelt drvr /drct coupl with	233 284	2 637 347	864 305	12 023 772
8413701900	Oth centrifugal pumps;single suctionhorizontal shaft water pumps	316 597	3 317 950	4 299 711	43 232 549
8413703100	Submersible water pumps with an inletdiameter <= 200 mm	127 424	715 304	590 792	3 670 890
8413703900	Submersible water pumps with an inletdiameter >= 200 mm	61 767	1 143 498	233 119	6 638 681
8413704110	Oth water pumps of flow rate<8000m/h ofwith diamtr>200 mm of	277 995	1 231 498	480 303	5 871 475
8413704120	Oth water pumps of flow rate<8000m/h ofwith diamtr>200 mm of	191 116	3 729 009	1 659 437	37 986 750
8413704900	Oth water pumps of flow rate<8000m/hwith inlet diameter > 200	75 357	426 403	1 496 871	7 119 114
8413705100	Oth water pumps with > 8000 m/h flowrate <= 13000 m/h of dian	432	657	8 031	24 667
8413705900	Oth water pumps with flow rate>13000 m/hwith an inlet diameter	14 272	163 214	481 233	4 723 408
8413709100	Oth pumps with shafts common with theprime mover of an inlet c	0	4 146	0	99 979
8413709900	Oth pumps with shafts common with theprime mover of an inlet c	251 541	3 092 234	2 960 072	32 988 589
8413811110	Water pump with flow rate <= 8000 m/hwith electrically operated	238 506	2 391 502	590 099	8 923 442
8413811120	Water pump with flow rate <= 8000 m/hwith not electrically oper	443 517	5 155 437	967 198	16 927 170
8413811200	Water pump with > 8000 m/hflow rate <= 13000 m/h	76 055	802 313	301 807	5 783 775
8413811900	Water pump with flow rate >= 13000 m/h	574 410	5 430 989	5 635 597	52 927 993
8413820010	Liquid elevators with electricallyoperated	195 728	4 450 274	877 615	20 643 799
8413820020	Liquid elevators with not electricallyoperated	284 634	2 536 713	2 237 654	31 683 431
8413911000	Part of pumps subheading 8413.20.10	154 418	728 084	480 782	3 665 507
8413912000	Part of pumps subheading 8413.20.90	45 366	395 030	141 933	2 212 750
8413913000	Part of pumps subheading8413.70.11 and 8413.70.19	52 543	1 094 711	377 271	6 942 006
8413914000	Part of other centrifugal pumps	914 018	6 706 055	4 862 594	41 458 541
8413919000	Part of other pumps	1 186 088	14 871 695	13 683 870	115 273 555
8413920000	Part of liquid elevators	32 522	2 140 148	109 691	4 279 666
8414100000	Vakum pumps	209 700	1 030 794	1 543 926	18 163 277
8414201000	Hand or foot operated air pumps;for bicycle pumps	183 970	1 335 215	183 395	1 568 397
8414209000	Other Hand or foot operated air pumps	327 103	1 806 935	7 362 310	16 879 619
8414302000	Compressors of kind used in refrigeratequipment for automotive /	66 835	977 768	680 752	13 881 087
8414303000	Compressors of kind used in refrigeratequipment oth of seal unit f	2 416	139 143	62 166	1 578 568
8414304000	Compr kind refrgrt eqp oth with cap refr>21.10 kw or displacmnt p	1 055 257	8 665 688	5 771 922	43 897 172
8414309000	Compr kind refrgrt eqp oth with cap refr<21.10 kw or displacmnt p	4 373 048	44 445 678	20 283 471	192 486 512
8414400000	Air compressors mounted ona wheeled chasis for lowing	452 613	6 383 532	1 847 977	26 996 327
8414511000	Table fans and box fans	38 418	284 796	206 653	1 495 487
8414519100	Fans with protective screen	25 301	380 462	126 095	1 990 929
8414519900	Other fans with protective screen	3 635	196 946	69 180	2 177 920
8414592000	Explosion-proof air fans of kind used inunderground mining with c	1 905	62 736	86 094	2 636 695
8414593000	Blower with capacity < 125 kw	87 944	1 133 856	616 769	8 321 265

**I.3. IMPOR MENURUT KOMODITI / IMPORT BY HS COMMODITY**  
**\*\*\* NOVEMBER/NOVEMBER 2012 \*\*\***

HS	Uraian Komoditi Commodity Description	Berat Bersih / Net Weight (Kg)		Nilai / Value C.I.F (US\$)	
		Bulan ini Current Month	Kumulatif Cum.Jan. to date	Bulan ini Current Month	Kumulatif Cum.Jan. to date
8414594100	Fans of a capacity <125 kw with protective screen	5 105	5 157	19 787	27 038
8414594900	Oth fans of a capacity <125 kw with protective screen	11 109	240 091	303 740	3 963 748
8414595000	Fans window with blowers	88 017	1 329 696	448 927	11 694 303
8414599100	Fans floor with protective screen	20	46 843	887	365 485
8414599900	Oth fans floor with protective screen	413 386	2 545 057	6 487 642	40 023 970
8414601100	Hoods have max horizon side<120 cm, fittwith a filter for laminar a	28 458	471 986	141 497	2 261 725
8414601900	Hood have max horiz side<120 cm, oth fittwith a filter for laminar a	36 237	326 473	240 848	1 776 942
8414609100	Hoods having maximum horizontal side<120 cm, to suitable for inc	7 219	71 723	27 617	1 016 326
8414609900	Hoods having maximum horizontal side<120 cm, oth suitable for in	11 202	763 935	95 024	2 122 122
8414801300	Hoods have max horizon side>120 cm, fittwith a filter for laminar a	19 858	111 995	338 372	1 643 534
8414801400	Hood have max horizon side<120 cm, fittwith a filter for laminar ai	73 999	322 457	965 659	2 917 447
8414801500	Hoods have max horizontal side>120 cm, no fitt with filter suitable	16 863	547 215	224 029	3 705 550
8414801900	Hoods have max horizontal side>120 cm, no fitt with filter, not suit	91	113 699	1 912	812 275
8414803000	Hoods have max horizon side<120 cm of free piston generators for	50 684	850 690	2 589 589	13 153 745
8414804100	Gas compr modul for use in oil drill oththan those of subhd 84143	22 069	1 399 098	564 843	44 899 066
8414804900	oth Gas compr modul for use in oil drill oth than those of subhd 84	434 810	4 042 242	6 043 364	64 405 407
8414805000	Hoods having maximum horizontal side < 120 cm for air pumps	109 252	876 123	568 527	6 356 333
8414809000	Hoods having maximum horizontal side > 120 cm for air pumps	625 143	3 611 808	8 280 839	49 727 941
8414901300	Parts of pumps or compressors for goods of subheading 8414.10	71 011	700 766	624 783	4 230 759
8414901400	Parts of pumps or compressors for goods of subheading 8414.20	6 227	36 259	5 801	65 409
8414901500	Parts of pumps or compressors for goods of subheading 8414.30	152 305	1 870 214	4 490 474	51 076 698
8414901600	Parts of pumps or compressors for goods of subheading 8414.40	155 581	1 177 532	433 318	2 919 624
8414901900	Oth parts of pumps or compressors for goods of subheading 8414.	730 438	8 692 296	5 132 819	54 000 349
8414902100	Part of kind for fans suitable use in goods of heading 8415, 8418, 8	88 067	563 452	488 207	4 145 651
8414902900	Oth part of kind for fan suitable use in goods of heading 8415, 841	892 262	6 933 235	2 002 016	20 426 092
8414903100	Hoods for goods of subheading 8414.60	893	62 160	9 585	473 625
8414903200	Hoods for goods of subheading 8414.80	14 347	312 085	161 050	2 991 325
8415101000	AC mach, windows/wall types self-containor "split system" & out p	6 633 826	62 496 070	40 460 981	379 313 106
8415109000	AC mach, windows/wall types self-containor "split system" & out p	223 676	2 613 747	2 184 505	20 583 753
8415201000	AC machine of a kind used for persons, in motor vehicles an out pu	4 700	86 310	20 728	276 555
8415209000	AC machine of a kind used for persons, in motor vehicles an out pu	15 144	217 680	34 511	991 169
8415811100	Inc.refri, reversible heat pump, used in aircraft of an output <= 21.1	0	40 175	0	210 791
8415811200	Inc.refri, revers heat pump, use in aircraft oput>21.10kw, air flow>6	0	34 699	0	312 424
8415811900	Inc.refri, revers heat pump, use in aircraft oput>21.10kw, air flow<6	553 919	728 863	1 411 887	3 359 606
8415812900	Inc.refri, revers heat pump, use in railway rolling stock an output>2	21 141	93 185	122 658	720 602
8415813100	Inc.refri, revers heat pump u in vhl oththose of subhd 8415, 20 outp	947	7 861	18 794	137 830
8415813900	Inc.refri, revers heat pump u in vhl oththose of subhd 8415, 20 outp	23	24 244	1 131	123 732
8415819100	Refri, revrs heat pump, oth, use arcrf, railroad, output>21.10kw, airfl	26 670	137 721	166 252	836 075
8415819300	Refri, revrs heat pump, oth, use arcrf, railroad, output<21.10kw	0	22 658	0	59 381
8415819400	Refri, revrs heat pump, oth, use arcrf, railroad, output<21.10kw but<	0	48 166	0	189 508
8415819900	Refri, revrs heat pump, oth, use arcrf, railroad, output>21.10kw but>	38 579	255 701	448 844	2 494 520
8415821100	Oth, incorp a refri unit of use aircraft, output>21.10kw, each evapat	66	28 864	147 411	312 374
8415821900	Oth, incorp a refri unit of use aircraft, output<21.10kw, each evapat	14 582	151 734	132 293	1 168 092
8415822100	Oth, incorporat refri unit of a kind used in railway roll stock outnpu	0	789	0	75 799
8415822900	Oth, incorporat refri unit of a kind used in railway roll stock outnpu	8 716	350 163	715 545	3 613 141
8415823100	Oth, incorporat. a refri use in road vhcle oth. those subhd8415.20 or	74	361	1 778	10 715
8415823900	Oth, incorporat. a refri use in road vhcle oth. those subhd8415.20 or	1 044	37 343	12 852	452 763
8415829100	Oth, incorporat.refri unit oth, used in arcrft, railwy, rd vhl an uotput<	179 073	1 664 730	1 513 257	14 036 411
8415829900	Oth, incorporat.refri unit oth, used in arcrft, railwy, rd vhl an uotput>	60 149	1 234 123	1 117 580	12 922 073
8415831100	Not incorp a refri unit of used in aircraft, output>21.10kw, airflw>67	181	5 375	1 304	99 366
8415831900	Not incorp a refri unit of used in aircraft, output<21.10kw, airflw<67	5 980	95 933	99 342	1 492 493
8415832900	Not incorporating a refrigrating unit of used in aircraft with output:	576	1 775	2 986	12 291
8415833900	Not inc. a refri unit of kind used in rdvhl oth. those subhd8415.20 c	0	8 091	0	58 623
8415839100	Not inc. a refri unit of kind Non used in arcrf, railway, vhl an out put <	167 053	1 777 445	1 291 075	9 370 710
8415839900	Not inc. a refri unit of kind Non used in arcrf, railway, vhl an out put >	101 399	2 245 705	819 539	16 619 523
8415901300	Parts AC machines of kind used in arcrf, railway with an output < 21	1 273	19 973	23 274	463 725
8415901400	Parts AC mach with an output <21, 10 kw of evapor/condensers for	365 287	2 302 588	5 209 844	32 992 740
8415901910	Parts AC mach with an output <21, 10 kw of chasis or cabinets, welk	95 818	699 683	350 535	1 916 238
8415901990	Parts AC mach with an output <21, 10 kw oth than of chasis / cabin:	516 143	5 651 124	4 710 186	46 119 268
8415902400	Parts of mach with>21, 10kw otput<26, 38kw with evap<67, 96 m/n	0	25 988	0	49 155
8415902500	Parts of mach with>21, 10kw otput<26, 38kw with evap<67, 96 m/n	26 473	147 275	201 499	1 073 563
8415902600	Parts of mach with>21, 10kw otput<26, 38kw of kind used in arcrf/r	2 999	64 890	13 936	202 599
8415902900	Parts of mach with>21, 10kw otput<26, 38kw of kind used in motor	8 789	148 267	59 003	1 215 784
8415903400	Part mach with>26, 38 kw output<52, 75 kw with evap>67, 96 m/m	0	1 389	0	12 998
8415903500	Part mach with>26, 38 kw output<52, 75 kw with evap>67, 96 m/m	4 451	43 367	135 273	809 039
8415903600	Part mach with>26, 38 kw output<52, 75 kw with evap<67, 96 m/m	3 216	3 216	12 000	12 000
8415903900	Part mach with>26, 38 kw output<52, 75 kw with evap<67, 96 m/m	869	3 071	15 437	40 726
8415904400	Parts of mach with an output > 52, 75 kw with evapor > 67, 96 m/m	0	402	0	16 862
8415904500	Parts of mach with an output > 52, 75 kw with evapor > 67, 96 m/m	59 703	917 534	1 618 635	19 046 726
8415904600	Parts of mach with an output < 52, 75 kw with evapor > 67, 96 m/m	0	348	0	19 206
8415904900	Parts of mach with an output < 52, 75 kw with evapor > 67, 96 m/m	117 136	1 604 694	1 460 148	16 094 009

**I.3. IMPOR MENURUT KOMODITI / IMPORT BY HS COMMODITY**  
**\*\*\* NOVEMBER/NOVEMBER 2012 \*\*\***

HS	Uraian Komoditi Commodity Description	Berat Bersih / Net Weight (Kg)		Nilai / Value C.I.F (US\$)	
		Bulan ini Current Month	Kumulatif Cum.Jan. to date	Bulan ini Current Month	Kumulatif Cum.Jan. to date
8416100000	Furnace burners for liquid fuel	10 328	267 947	136 626	2 957 813
8416200000	Other furnace burners,including combination burners	70 849	1 647 269	702 063	20 092 581
8416300000	Mechanical stokers,including their mech grate,mech ash discharg	69 320	1 865 077	332 518	6 992 174
8416900000	Parts of furnaces burners for liquid orsolid or gas fuel, mechanical	1 382 871	7 193 847	6 856 731	44 666 648
8417100000	Furnace&oven for the roast,melt/oth heattreat,of ores,pyrite met.	268 531	3 986 761	1 805 601	30 509 063
8417200000	Bakery ovens,including biskuit ovens	219 189	1 145 812	999 379	7 783 805
8417800000	Incinerators, non-electric	369 721	9 942 690	3 046 523	41 955 673
8417900000	Part of industrial/laboratory furnaces &oven,including incinerator:	552 762	8 328 624	3 442 188	56 834 165
8418101010	Refri-frez,fitt with separate externaldoor;household type with< 23	280 501	2 221 840	1 117 346	9 073 400
8418101090	Refri-frez,fitt with separate externaldoor;household type with> 23	515 198	4 815 329	3 037 344	25 332 923
8418109000	Refri-frez,fitt with separate externaldoor, industri type	89 829	571 655	475 704	3 152 142
8418210010	Refrigerator,household type withcompression type of capacity < 2	46 335	597 770	169 918	2 354 377
8418210090	Refrigerator,household type withcompression type of capacity > 2	90 902	1 064 255	444 636	5 921 174
8418290010	Refrigerator,household type oth thancompress type of capacity<=.	13 297	282 014	77 946	1 599 181
8418290090	Refrigerator,household type oth thancompres type of capacity > 2	0	125 665	0	684 665
8418301000	Freezer of the chest type,not exceed 200 i capacity	72 128	632 969	219 181	1 998 803
8418309000	Freezer of the chest type,not exceed 800 i capacity	471 599	3 981 710	1 840 244	14 896 117
8418401000	Freezer of the upright type,not exceed 200 i capacity	13 759	537 023	128 813	2 220 523
8418409000	Freezer of the upright type,not exceed 900 i capacity	6 306	213 807	76 151	1 641 962
8418501100	Refri chambers, capacity>200 l of kindsuitable for medical,surgical	4 092	63 039	18 000	358 184
8418501900	Oth Refri chambers, capcty>200 l of kindsuitable for medical,surgi	833 577	6 885 982	3 599 528	32 996 342
8418509100	Refri chambers, capacity<200 l of kindsuitable for medical,surgical	77 365	1 229 279	314 318	6 146 576
8418509900	Refrigerating equipment,capacity <=200 l not for medical, surgical	317 703	4 413 700	1 746 620	21 332 060
8418610000	Heat pump oth than ACmachines of heading 84.15	165 373	961 166	686 484	5 144 765
8418691000	Beverage coolers equipment;heat pumps	72 436	583 404	834 005	5 872 006
8418693000	Drinking water coolers equipment;heatpumps	7 027	389 787	128 140	3 241 464
8418694100	Water chillers cap>21.10 kw for AC with a refrigerating equip;he	108 821	1 170 003	789 702	10 799 437
8418694900	Water chillers cap>21.10 kw not for AC machine with a refrigeratr	118 258	1 151 962	855 866	12 199 386
8418695000	Scale ice-maker units equipment;heat pumps	14 818	538 914	110 797	2 694 788
8418699000	Oth refrigrt/freez equip,oth than heat pump oth than air conditior	215 952	3 205 627	2 239 041	27 034 699
8418910000	Part for good,sub 8418.(10,21,29,30,40),furniture to refri/freez	122 277	1 053 022	1 066 858	6 312 371
8418991000	Evaporators and condensers	599 091	5 913 832	2 706 355	31 047 023
8418994000	Aluminium rollbonds for sub 8418.10.10,8418.21, 8418.22 and 84	76 278	1 247 160	557 055	6 859 124
8418999010	Cabinets and doors, welded/painted	673 463	6 243 675	1 193 845	12 258 460
8418999090	Oth part refrig & freezers equipment electric/oth	945 000	9 931 524	3 880 000	38 453 825
8419111000	Instant gas water heaters,for householdtype, non electric	38 849	637 329	175 211	5 189 683
8419119000	Instant gas water heaters,not forhousehold type, non electric	84 322	390 027	581 096	2 944 420
8419191000	Instant water heaters oth than gas ,for household type, non elect	9 593	130 455	37 820	592 445
8419199000	Instant water heaters oth than gas ,not for household type, non e	139 170	469 521	864 650	3 444 141
8419200000	Instant water heaters, non electric forMedical,surgical/laboratory	36 537	313 954	1 376 303	8 826 635
8419311010	Evaporators,dryers for agriculture products, electrically operated	31 157	353 066	126 424	4 900 077
8419311090	Oth.than evaporators,dryers for agriproducts, electrically operatec	157 352	2 999 220	3 777 660	34 385 153
8419312000	Dryers for agriculture products, nonelectrically operated	0	238 807	0	1 282 171
8419321000	Dryers for wood, paper pulp, paper/paperboard, electrically opera	312 125	1 260 189	5 179 331	16 061 891
8419322000	Dryers for wood, paper pulp, paper/paperboard, non electrically o	30 051	61 825	122 000	815 557
8419391100	Dryers machine electrically operated, for manufacture PCB	24 488	374 330	817 455	6 289 393
8419391900	Other dryers machine electrically operated	418 933	6 712 348	6 711 066	80 786 540
8419392000	Other dryers machine not electrically operated	2 532	193 823	98 994	1 165 582
8419401000	Distilling/rectifying plant electrically operated	71 766	1 353 165	757 391	30 336 634
8419402000	Distilling/rectifying plant not electrically operated	13 851	133 168	235 294	2 475 631
8419501000	Heat exchange units for Cooling towers	523 258	6 745 343	2 194 372	102 709 465
8419509010	Condensers for air conditionersfor motor vehicles	4 460	1 042 672	72 603	17 645 980
8419509020	Oth condensers for air conditioners	25 874	484 178	389 276	9 319 472
8419509030	Oth condensers electrically operated	214 864	2 370 357	4 481 096	36 420 830
8419509040	Oth condensers not electrically operated	165 106	1 799 152	1 137 093	29 505 083
8419601000	Machinery for liquefying air or othgases electrically operated	56 557	1 996 346	1 582 281	45 133 646
8419602000	Machinery for liquefying air or othgases not electrically operated	0	266 338	0	3 346 833
8419811000	Oth.mach,plant&equip for make hot drink/for cook/heat food, elk	29 786	385 524	328 308	5 309 133
8419812000	Oth.mach,plant&equip for make hot drink/for cook/heat food,not	35 384	358 486	306 139	3 568 971
8419891300	Machinery by a proces involving heat for manufacture of PCB/PWI	56 487	773 045	191 011	4 349 026
8419891900	Oth mach for making hot drinks/for cooking/heating food,electric	1 386 972	10 213 591	11 209 102	99 526 847
8419892000	Oth mach for making hot drinks/for cooking/heating food,not elec	23 685	1 835 630	273 691	20 358 369
8419901200	Part machin for the treatment by procesinvolve heat,for manufact	41 362	168 535	254 926	5 052 486
8419901300	Parts of electrcally operated , casingfor cooling towers	7 247	39 493	69 653	850 095
8419901900	Parts, oth machicne electrically operated	384 641	4 227 407	3 271 987	43 278 051
8419902100	Part machine,non-electric op,for treatby proces involve heat ,hous	10 155	95 681	35 621	334 974
8419902900	Part machine,non-electric op,for treatby proces involve heat ,not l	77 816	1 739 112	2 899 918	18 507 158
8420101000	Apprt.for the appl dry film/liquid photo resist,soldering paste, adh	321	48 159	4 857	141 334
8420102000	Oth Roller for ironing or wringers machsuitable for domestic use	19	30 898	138	224 506
8420109000	Oth calendering/oth rolling machine	16 598	1 007 561	487 705	17 014 291
8420911000	Cylinders, parts of apparatus for theappl of dry film,liquid photo re	500	5 938	14 130	90 269

**I.3. IMPOR MENURUT KOMODITI / IMPORT BY HS COMMODITY**  
**\*\*\* NOVEMBER/NOVEMBER 2012 \*\*\***

HS	Uraian Komoditi Commodity Description	Berat Bersih / Net Weight (Kg)		Nilai / Value C.I.F (US\$)	
		Bulan ini Current Month	Kumulatif Cum.Jan. to date	Bulan ini Current Month	Kumulatif Cum.Jan. to date
8420919000	Cylinders, parts for oth calendering/oth rolling machine	17 911	260 652	277 054	2 043 605
8420991000	Oth parts of apparatus for the applic of dry film,liquid photo resist	2 237	28 854	110 039	1 731 328
8420999000	Oth parts for calendering/oth rolling machines	1 378	106 615	25 856	1 117 500
8421100000	Centrifuges,including centrifugal dryers for cream separators	114	197 598	7 013	5 960 468
8421120010	Centrifuges,including centrifugal dryers for cloth dryers cap<30 l	818	57 787	8 066	359 290
8421120020	Centrifuges,including centrifugal dryers for cloth dryers cap>30 l	1 143	58 881	16 416	397 788
8421191000	Centrifuges,including centrifugal dryers for sugar manufacture	422 703	1 639 011	980 470	16 866 864
8421199000	Oth centrifuges,including centrifugal dryers	6 555	203 087	327 314	6 645 183
8421211100	Filtering/purifying water machine & app for domestic use of a cap	150 541	1 133 602	934 390	7 653 042
8421211900	Oth filtering/purifying water machin& app of a capacity <= 500 l/	188 283	2 779 451	2 628 314	30 842 435
8421212200	Filtering/purifying water machine & app,electrically operated of a	780 325	3 139 600	8 037 762	30 463 843
8421212300	Filtering/purifying water machine & app,non electric operated of	42 395	1 513 808	749 127	12 791 158
8421223000	For filter/purify beverages oth thanwater, electric operated of a ca	735	37 975	26 138	363 469
8421229000	For filter/purify beverages oth than water of a capacity <= 500 l/hr	12 350	1 873 511	232 863	9 736 369
8421231100	Oil filters for internal combustionengines machinery pos 8429 or {	66 934	814 559	1 075 749	12 575 039
8421231900	Petrol filters for internal combustionengines machinery pos 8429	272 064	1 044 659	1 796 243	13 800 442
8421232100	Oil filters for motor vehicles ofchapter 87	117 550	1 574 160	1 638 620	19 495 769
8421232900	Petrol filters for motor vehicles ofchapter 87	63 181	838 866	941 714	12 306 866
8421239100	Oil filters for internal combustionengines machinery pos 8429 or {	15 477	211 513	153 172	1 880 561
8421239900	Petrol filters for internal combustionengines machinery pos 8429	120 688	922 155	1 585 418	13 695 700
8421291000	Filter/purify mach&appa for liquid of akind used for medical, surgi	272 149	766 284	827 355	12 749 489
8421292000	Filter/purify mach&apparatus for liquidof a kind used for sugar ma	842	117 879	11 990	1 303 174
8421293000	Filter/purify mach&apparatus for liquidof a kind used in oil drill op	11 806	425 248	166 057	11 022 782
8421294000	Filter/purify mach&apparatus for petrolfilters	52 045	125 021	722 499	2 129 102
8421295000	Filter/purify mach&apparatus for oil filters	17 549	230 944	363 521	3 554 377
8421299000	Oth filtering machinery & apparatus forliquids not electrically oper	286 611	4 222 617	4 674 707	57 237 122
8421311000	Intake air filters for inter combustionengines for machine chapter	46 259	449 786	504 453	4 923 252
8421312000	Intake air filters for inter combustionengines for motor vehicles of	102 282	1 111 783	1 724 437	21 318 388
8421319000	Oth intake air filters for internalcombustion engines	49 935	906 221	584 390	12 386 657
8421392000	Air purifiers	248 255	3 199 514	6 531 034	61 250 254
8421399000	Filtering machines&apparatus for gases	1 964 198	10 981 771	12 669 616	71 455 680
8421911000	Parts of goods of subheading 8421.12. of centrifuges,includ centrif	576	19 570	36 834	473 548
8421912000	Parts of goods of subheading 8421.19.10of centrifuges,includ cent	916	27 156	34 520	989 001
8421919000	Parts of subhd 8421.11.00/8421.19.90 ofcentrifuges,includ centrif	25 638	84 930	485 119	3 543 501
8421992000	Parts filter cartridges of filter,subhd8421.23	94 118	1 316 621	4 883 936	39 643 024
8421993000	Parts of goods of subheading 8421.31	77 966	1 204 722	1 151 284	14 061 555
8421999100	Oth parts of goods of subheading8421.29.20	146	33 428	6 950	414 260
8421999400	Oth parts of goods of subheading 8421.21.11/8421.21.21	61 164	711 637	239 807	2 873 069
8421999500	Oth part of subhd 8421.31,8421.23.11,8421.23.19,8421.23.91/842	19 452	274 037	266 020	4 120 060
8421999900	Oth parts of goods of subheading8421.21.11/8421.21.21	532 426	4 525 315	7 502 362	66 396 399
8422110000	Dish washing machin of the house holdtype	4 663	65 126	51 371	377 317
8422190000	Dish washing machines not of thehousehold type	15 155	214 817	240 543	3 582 381
8422200000	Machinery for cleaning/drying bottles or oth containers	28 361	231 020	1 708 381	4 319 380
8422300000	Machinery for aerating beverages,filling,closing,seal,label bottles,	297 518	4 218 032	11 166 041	129 944 695
8422400000	Other packing, wrapping machinery( inc heat-shrink wrapping machi	680 267	4 609 142	34 352 222	181 992 278
8422901000	Parts of goods of subheading 8422.11	7 877	23 428	37 153	239 356
8422909000	Part goods of subhd 8422 of oth than subheading 8422.11	210 535	1 330 571	9 661 649	71 436 965
8423101000	Personal weighing machin,including baby&household scales,electr	65 034	371 943	211 614	1 380 346
8423102000	Personal weighing machin,including baby& household scales,not e	55 218	795 097	113 051	2 125 891
8423201000	Scales for continuous weighing of goodson conveyors, electrically	25 477	2 784 860	859 315	11 026 710
8423202000	Scales for continuous weighing of goodson conveyors, not electric	553	85 970	7 141	876 292
8423301000	Constan weight scales,predetermin weightscales & hopper scales,e	312 177	867 380	3 362 154	9 521 728
8423302000	Constan weight scales,predetermin weightscales &hopper scales,no	26 169	239 274	112 962	690 507
8423811000	Oth weighing machinery,max capacity<=30 kg, electrically operate	43 894	368 380	541 586	6 413 097
8423812000	Oth weighing machinery,max capacity<=30 kg, not electrically ope	198 827	1 635 618	378 963	3 093 880
8423821100	Oth.weigh mach,having a maximum weight30<capacity <= 1 000kg	7 217	110 686	59 965	707 762
8423821900	Oth.weigh mach,having a maximum weight1000<capacity <= 5 00k	45 458	260 876	875 907	2 019 899
8423822100	Oth.weigh mach,having a maximum weight30<capacity <= 1 000kg	6 958	88 550	8 376	549 732
8423822900	Oth.weigh mach,having a maximum weight1000<capacity <= 5 00k	8 185	115 053	114 888	647 749
8423891000	Oth weigh mach,oth.capacity > 5 000kg,electrically operated	96 563	920 147	590 660	5 984 538
8423892000	Oth weigh mach,oth.capacity > 5 000kg,not electrically operated	44 370	369 285	60 143	875 565
8423901000	Weighing machine weights	5 052	77 253	181 339	1 505 080
8423902100	Parts of Weighing machinery, electricall operated	15 542	402 080	365 802	6 754 209
8423902900	Parts of Weighing machinery,not electricall operated	100 870	369 623	166 397	1 370 147
8424101000	Fire extinguishers,whether/not chargedsuitable for aircraft use	143	10 306	4 656	237 629
8424109000	Fire extinguishers,whether/not chargedfor oth than aircraft use	50 335	599 312	379 966	3 621 395
8424201100	Spray guns & similar appliances for agri/horticultural,electric oper	934	60 010	8 219	226 727
8424201900	Spray guns&similar appliances not foragricult/horticultural,electric	59 953	273 201	486 647	3 290 715
8424202100	Spray guns & similar appliances foragricultural/horticultural,not el	6 267	52 720	28 057	165 407
8424202900	Spray guns&similar appliances not foragricultural/horticultural,not	28 465	362 895	425 279	1 965 721
8424300000	Steam/sand blasting machines&similar jet projecting machines, el	186 263	1 868 446	1 624 084	21 979 952

**I.3. IMPOR MENURUT KOMODITI / IMPORT BY HS COMMODITY**  
**\*\*\* NOVEMBER/NOVEMBER 2012 \*\*\***

HS	Uraian Komoditi Commodity Description	Berat Bersih / Net Weight (Kg)		Nilai / Value C.I.F (US\$)	
		Bulan ini Current Month	Kumulatif Cum.Jan. to date	Bulan ini Current Month	Kumulatif Cum.Jan. to date
8424811000	Oth spraying liquid machine for agricul/hortikultural, drip irrigatio	22 440	269 213	225 073	1 556 305
8424813000	Hand-operated insecticide sprayers foragriculture/horticulture	61 315	801 225	320 018	3 760 812
8424814000	Oth.mach appliances for agricultural orhortikultural, not electrically	46 648	604 408	279 820	2 382 346
8424815000	Oth.mach appliances for agricultural orhorti,oth drip irrigation sys	76 608	922 650	222 101	9 140 977
8424891000	Hand operated household sprayers ofcapacity not exceeding 3 l	82 909	439 808	201 965	1 445 526
8424892000	spray heads with dip tubes	26 581	532 255	165 536	3 389 869
8424894000	Dispersing/spraying machine of chemicalor electrochemical, for m	2 800	47 276	79 257	1 692 209
8424895000	Oth appl for project,dispers,spray liquids/powders,not household	26 478	1 365 672	806 819	12 271 503
8424899000	Oth appl for project,dispers,spray liquids/powders,not household	141 816	1 671 524	1 088 107	11 017 961
8424901000	Parts of fire extinguisher	129 070	800 618	888 049	6 162 591
8424902100	Parts of spray guns, of good of subhead8424.20.11,electrically ope	2 342	72 490	12 000	132 147
8424902300	Parts of spray gun,oth than of good ofsubhead 8424.20.11,electric	30 705	397 271	212 365	4 068 140
8424902400	Parts of spray guns, of good of subhead8424.20.11,not electrically	7 191	61 212	45 611	409 928
8424902900	Parts of spray gun,oth than of good ofsubhead 8424.20.11,not ele	23 044	231 705	202 196	3 084 056
8424903000	Parts of steam/sand blasting machine &similar jet projecting mach	88 306	457 024	956 232	4 108 205
8424909300	Parts of oth appliance of subhead8424.81.10/8424.81.20	714	154 755	41 817	578 673
8424909400	Parts of oth appliance of subhead8424.81.30/8424.81.40	5 097	120 967	8 611	516 866
8424909500	Parts of oth appliance of subhead8424.81.10/8424.81.20	2 722	6 088	7 638	98 570
8424909900	Oth mechanical appliances (whether/not hand operated)	219 942	2 493 450	2 052 403	24 374 230
8425110000	Pulley tackle & hoists oth than skip for raising vehicles, by electric	258 647	3 202 713	2 823 361	29 810 625
8425190000	Pulley tackle & hoists oth than skip for raising vehicles, not electric	262 266	5 484 530	2 152 308	22 036 777
8425310000	Oth winches; capstans, poweredby electric motor	57 774	1 792 422	556 350	12 090 079
8425390000	Oth winches;capstans,oth than powered by oth electric motor	452 121	4 823 406	3 809 307	30 587 967
8425410000	Jacks hoists of built in jacking systemof a type used in garages	72 519	1 611 424	203 290	5 618 415
8425421000	Jacks used in tipping mechanismfor lorries	55 585	1 720 372	118 555	4 518 096
8425429000	Oth jacks and hoists, hydraulic	524 205	6 462 186	1 503 342	17 893 102
8425491000	Oth jacks;hoists of a kind used forraising vehicles, electrically oper	10 005	794 273	244 399	3 571 820
8425492000	Oth jacks;hoists of a kind used forraising vehicles, not electric oper	41 877	1 366 258	267 181	3 285 271
8426110000	Overhead traveling cranes on fixedsupport	388 087	5 940 138	1 304 650	27 201 072
8426120000	Mobile lifting frames on tyres andstraddle carries	1 134 066	9 960 139	3 617 050	44 428 618
8426192000	Bridge cranes	280 605	5 877 088	1 621 158	31 458 832
8426193000	Gantry cranes	36 860	3 740 697	37 000	26 320 107
8426199000	Other transporter cranes	2 823 037	35 687 170	14 398 150	142 490 196
8426200000	Tower cranes	1 799 794	12 956 644	10 399 481	37 337 842
8426300000	Portal/pedestal jib cranes	3 857 215	13 593 228	11 085 222	45 257 219
8426410000	Other Mobile lifting frames, self propelled, on tyres	302 405	8 941 187	1 556 084	65 970 899
8426490000	Other Mobile lifting frames, self propelled,oth than on tyres	1 077 183	11 777 911	14 032 933	66 585 708
8426910000	Other derricks machine designed formounting on road vehicles	397 010	3 024 001	940 587	8 999 728
8426990000	Other derricks machine designed formounting oth than on road v	772 300	2 896 657	5 542 455	20 026 032
8427100000	Self-propelled trucks powered by anelectric motor	811 096	7 745 961	5 583 968	50 385 528
8427200000	Oth self-propelled trucks	2 675 305	27 290 559	12 619 525	133 539 690
8427900000	Oth trucks	446 203	4 582 050	2 959 602	17 595 965
8428101000	Passenger lifts	1 625 977	13 145 582	5 864 667	51 728 767
8428102100	Oth lifts of a kind used in buildings	0	135 893	0	288 466
8428102900	Oth lifts oth than of a kind used inbuildings	142 470	1 437 359	1 037 712	8 966 638
8428109000	Skip hoists	455	131 404	28 099	1 211 227
8428201000	Pneumatic elevators and conveyors foragricultural use	8	78 223	395	401 214
8428202000	Automated machines for the transport,handling & storage of PCB/	66 135	197 373	523 527	4 321 285
8428209000	Oth pneumatic elevators & conveyors	134 971	4 465 694	1 845 146	47 394 816
8428310000	Oth continuous act elevators &conveyorsspecially designed for un	30 653	1 014 276	346 987	3 096 677
8428321000	Oth continuous act elevators &conveyorsof bucket type,used for a	0	24 216	0	147 074
8428329000	Oth continuous act elevators &conveyorsof bucket type,not used i	458 963	4 370 609	3 649 125	26 723 123
8428331000	conveyors belt , of kind use foragricultural type	103 260	180 093	70 785	766 638
8428332000	conveyor belt, Automated machiine forthe transport,hand & stora	237 639	2 790 764	990 843	12 424 090
8428339000	Other conveyor belt	17 730	338 312	136 076	3 368 652
8428391000	Other elevator of kind use foragriculture	0	125 387	0	398 646
8428393000	Oth elevator, automated machin fortransport, handling & storage	3 455	487 239	5 198	3 156 934
8428399000	Oth continuous-action elevators&conveyor, for goods/materials	857 834	10 504 670	8 816 174	86 703 688
8428400000	Escalators and moving walkways	661 639	5 459 421	1 460 670	13 539 893
8428600000	Teleferics, chair-lifts, ski-draglines;traction mechanisms for funicul	4 302	9 025	152 141	345 409
8428902000	Automated machine for the transport ,handling&storage of PCB/	32 027	234 313	207 686	1 398 259
8428903000	Mine wagon, locomotive/wagon transevsrs,similar railway wagor	54 966	728 603	1 651 309	10 518 701
8428909000	Other machine for lifting, handling, loading/unloading	203 161	8 585 448	2 413 165	48 546 632
8429110000	Track laying, bulldozers and angledozers	1 100 316	38 349 468	8 338 708	356 519 392
8429190000	Bulldozer & angledozers other than track laying	349 164	6 332 883	450 828	54 021 885
8429200000	Graders and levellers	449 924	17 387 983	4 066 704	197 577 036
8429300000	Scrapers	2 327	161 802	21 578	2 182 886
8429403000	Tamping machines	128 994	4 583 475	391 190	24 142 257
8429404000	Vibratory smooth drum rollers, withcentrifuge force drum<20 ton	373 674	4 937 767	1 476 456	22 976 879
8429405000	Other vibratory road rollers	260 787	1 517 111	1 051 884	6 461 016
8429409000	Other Tamping mcachine and road rollers	190 082	902 450	329 339	3 345 345

**I.3. IMPOR MENURUT KOMODITI / IMPORT BY HS COMMODITY**  
**\*\*\* NOVEMBER/NOVEMBER 2012 \*\*\***

HS	Uraian Komoditi Commodity Description	Berat Bersih / Net Weight (Kg)		Nilai / Value C.I.F (US\$)	
		Bulan ini Current Month	Kumulatif Cum.Jan. to date	Bulan ini Current Month	Kumulatif Cum.Jan. to date
8429510000	Front-end shovel loaders	1 937 536	26 884 253	9 630 562	162 111 911
8429520000	Mach with a 360,revolving super struct,mach shovels,excavators a	11 717 771	224 786 242	62 440 183	1 202 049 169
8429590000	Mech shovels,excavators & shove loaderoth front-end shovel,canr	1 018 313	10 943 709	2 262 339	80 493 244
8430100000	Pile-drivers and pile-extractors	2 347 167	16 815 601	3 129 688	24 990 251
8430200000	Snow-ploughs and snow-blowers	321	568 319	14 828	4 050 928
8430310000	Coal/rock cutters and tunneling machine , self-propelled	87 070	521 854	1 523 731	12 249 253
8430390000	Coal/rock cutters and tunneling machine ,oth than self-propelled	518 347	1 605 270	13 300 970	42 585 372
8430410000	Oth boring/sinking machinery selfpropelled	601 358	5 159 772	8 006 657	62 566 920
8430491000	Boring mach,Wellhead platforms & integra produc modules for us	16 908	2 030 284	187 205	20 732 550
8430499000	Other boring or sinking machinery, notself propeled	20 862	1 236 000	455 002	11 373 655
8430500000	Oth moving,grading,levelling,scrapingmachinery, self-propelled	1 120	1 058 602	18 237	6 440 024
8430610000	Tamping/compacting machinery, not self propelled	18 843	429 354	221 401	1 832 049
8430690000	Oth machinery of hedaing 84.30 not self-propelled	40 495	1 611 321	600 983	9 701 459
8431101300	Parts suitable for of goods of subhead8425.19,8425.39or8425.49,(	47 871	1 172 916	1 364 240	20 482 139
8431101900	Oth parts suitable for of goods ofheading 84.25,electrically operat	42 986	4 524 389	282 437	67 622 448
8431102200	Part suitable for goods of sub 8425.11,842520,8425.31,8425.41,84	37 512	1 039 090	196 201	4 008 317
8431102900	Oth parts suitable for of goods ofheading 84.25,not electrically op	13 202	987 052	84 896	3 726 546
8431200000	Parts suitable for goods of head 84.27	88 465	1 387 853	1 042 991	10 433 362
8431311000	Parts of goods of shd 8428.10.(21,29),8428.10.90,of lift skip hoist/	340 225	3 046 173	778 211	9 829 169
8431312000	Parts of goods of shd 8428.10.10), 8428.40.00,of lift skip hoist/esc	323 051	3 367 006	1 234 570	14 530 332
8431391000	Part suitable for goods sub 8428.20.10,8428.32.10, 8428.33.10/84	26 318	530 249	888 066	6 086 129
8431392000	Parts suitable for goods of subheading 8428.90	12 705	58 016	234 883	1 187 117
8431394000	Part of auto mach. for transport/storage of PCB/PWBs/PCAs	53 197	293 387	346 497	3 515 869
8431399000	Part of other lifting,handling/loadingmachine	841 718	9 771 690	5 545 853	109 318 918
8431411000	Buckets, shovels, grabs and grips,ofmachine of subheading 84.26	35 102	715 597	345 847	4 096 104
8431419000	Buckets, shovels, grabs and grips,ofmachine other than of subhea	682 022	4 099 669	5 989 333	26 659 682
8431420000	Bulldozer or angledozer blades	407 693	5 936 801	3 386 894	34 152 517
8431430000	Parts of boring/sinking machinery of subhead 8430.41/8430.49	2 752 734	428 500 327	38 304 284	411 848 700
8431491000	Parts of machinery of heading 84.26 oththan Buckets, shovels, gra	465 715	4 099 490	2 491 984	24 235 688
8431492000	Cutting edges or end bits for scrapers,graders/levellers	496 699	16 052 646	1 804 671	45 001 203
8431494000	Cutting edges or end bits for bulldozeror angledozer blades	14 264	237 429	54 693	1 852 327
8431495000	Parts of road rollers	82 291	2 389 350	610 405	10 818 226
8431496000	Oth parts of machinery of heading 84.30.20.00	0	5 228	0	261 387
8431499000	Oth parts suitable use of machinery ofheading 84.30	6 629 368	126 567 341	48 288 352	754 412 307
8432100000	Ploughs	7 144	57 023	19 727	195 746
8432210000	Disc harrows	360	52 819	5 922	224 141
8432290000	Scarifiers, cultivators, weeders, hoesand oths harrows	9 820	129 472	68 642	831 680
8432300000	Seeders, planters and transplanters	6 015	60 843	85 735	432 945
8432400000	Manure spreaders ,fertiliser distributor	5 053	219 623	60 570	1 110 235
8432801000	Other machinery for soil preparation orcultivation;of agricult/hort	8 715	73 002	72 087	1 766 029
8432802000	Lawn/sports-ground rollers	516	4 163	2 736	76 464
8432809000	Other machinery for soil preparation orcultivation	11 536	472 161	15 621	1 714 625
8432901000	Parts of machinery of subheading8432.80.90	1 232	8 958	10 891	88 795
8432909000	Parts oth machinery for soil preparation/cultivation	91 833	1 165 320	217 693	3 791 121
8433110000	Mowers for lawns,parks/ground,poweredwith the cutting device r	133 900	1 768 022	682 878	6 029 815
8433191000	Mowers for lawns,parks/sports-groundsmanually operated	0	2 500 205	0	259 407
8433199000	Oth mowers for lawns, parks/sport ground,oth than manually ope	40 082	701 797	104 165	3 701 372
8433200000	Oth mowers,including cutter bars fortractor mounting	8 092	175 356	221 546	1 539 864
8433300000	Other haymaking machinery	0	9 084	0	118 827
8433400000	Straw or fodder baler,including pick-upbalers	1 094	14 545	2 750	224 170
8433510000	Combined harvester-threshers macinery	374 734	2 117 437	1 897 103	11 018 367
8433520000	Other threshing machinery	93 845	130 938	329 689	543 094
8433530000	Root or tuber harvesting machines	0	2 648	0	28 605
8433591000	Cotton pickers and cotton gins	0	21	0	504
8433599000	Other harvesting, thresing machinery	778	208 414	3 220	3 545 479
8433601000	Machin for cleaning,sorting/grading eggfruit/oth agricultur prod,el	81 238	1 142 557	2 740 925	29 864 748
8433901000	Part mach:castor,of 100< diameter(inc tyres)<= 250mm,width wh	3 849	37 485	27 751	234 026
8433902000	Other parts machine of goods of subhead8433.11 or 8433.19.90	25 211	446 622	31 018	779 275
8433903000	Other parts machine of goods of subhead 8433.19.10	0	1 088	0	13 501
8433909000	Other parts harvesting or threshingmachine	4 648	166 365	84 448	787 909
8434101000	Milking machines, electrically operated	115	15 554	1 552	229 695
8434102000	Milking machines,not electric operated	3 283	3 459	20 302	21 548
8434201000	Dairy machinery, electrically operated	20 792	486 943	1 224 419	23 844 910
8434202000	Dairy mach, not electrically operated	0	1 489	0	14 279
8434901000	Parts of milking & dairy mach.of electoperated machines	765	71 670	36 059	2 890 435
8434902000	Parts of milk & dairy mach of non electoperated machines	1 063	31 631	9 968	594 228
8435101000	Presses,crushers & manufacture of wine,cider,fruit juices,electric c	179 615	1 186 670	667 505	7 622 920
8435102000	Presses,crushers & manufacture of wine,cider,fruit juices,not elect	4 739	74 558	4 920	116 681
8435901000	Parts of presses,crushers & manufactureof wine,cider,fruit juices,€	22 976	148 842	89 679	938 854
8435902000	Parts of presses,crushers & manufactureof wine,cider,fruit juices,r	0	4 080	0	20 322
8436101000	Machinery for preparing animal feedingstuffs, electrically operate	626 463	4 352 399	2 886 933	27 717 991

**I.3. IMPOR MENURUT KOMODITI / IMPORT BY HS COMMODITY**  
**\*\*\* NOVEMBER/NOVEMBER 2012 \*\*\***

HS	Uraian Komoditi Commodity Description	Berat Bersih / Net Weight (Kg)		Nilai / Value C.I.F (US\$)	
		Bulan ini Current Month	Kumulatif Cum.Jan. to date	Bulan ini Current Month	Kumulatif Cum.Jan. to date
8436102000	Machinery for preparing animal feedingstuffs, not electrically oper	10 124	307 143	39 556	978 172
8436211000	Poultry incubators & brooders, electricoperated	408 527	3 781 186	3 559 388	27 829 408
8436212000	Poultry incubators & brooders, notelectrically operated	7 648	116 849	94 751	1 035 497
8436291000	Oth poultry-keeping machinery, electricoperated	1 038 032	2 883 939	1 010 939	8 930 861
8436292000	Oth poultry-keeping machinery, notelectrically operated	96 343	966 425	549 962	3 697 927
8436801100	Other agric or horticultural machine,electric operated, inc Germin:	594	69 102	12 522	447 992
8436801900	Other machine, electric operated for poultry include bee keeping	34 216	342 939	111 092	1 641 071
8436802100	Other agric or horticultural machine,not electric operated, inc Ger	0	171 027	0	1 553 841
8436802900	Other machine, not electric operated for poultry include bee kept	3 839	166 852	12 709	886 550
8436911000	Parts of poultry-keeping machinery/ poultry,incubator & brooders	49 945	1 100 493	333 701	6 211 929
8436912000	Parts of poultry-keeping machinery/ poultry,incubator&brooders,i	27 788	154 145	98 023	891 758
8436991100	Parts of other machin for agri & horti type,electric operated	13 118	289 853	17 474	418 609
8436991900	Parts of other poultry/bee-keeping machin, electric operated	166 756	1 136 000	628 098	4 757 753
8436992100	Parts of other machin for agri & hortitype/germanium ,not electric	26 569	171 374	132 810	1 517 402
8436992900	Parts of other poultry/bee-keepingmachine, not electric operated	14 546	275 040	133 355	2 113 887
8437101000	Machinery for grains:winnowing & cleanmachine, electrically oper	10 324	631 024	42 342	6 870 845
8437102000	Machinery for grains:winnowing & cleanmachines,not electric ope	0	3 812	0	43 284
8437103000	Machine for clean,sorting/grading seed ,grain dried leguminous ve	85 203	1 906 707	746 393	23 289 781
8437104000	Mach for clean,sorting/grad seed ,graindried leguminous vegetabl	0	310 878	0	1 812 280
8437801000	Rice hullers & cone type rice mills,electrically operated	28 643	361 758	37 986	779 244
8437802000	Macinery for rice hullers & cone typerice mills,not electrically ope	41 587	772 405	57 430	1 073 336
8437803000	Cofee & corn mills machine for industrytype, electrical operated	7 010	138 109	100 523	2 583 936
8437804000	Cofee & corn mills machine for industrytype, not electrical operat	0	528 864	0	1 226 706
8437805100	Polishing machine for rice, sieving,bran cleaning&husking machine	3 601	276 065	32 400	919 316
8437805900	Other machine used in the milling indust or working of cerals, elec	7 349	831 163	14 730	2 433 167
8437806100	Polishing machine for rice, sieving,bran cleaning&husking machine	26 334	759 181	43 446	1 038 437
8437806900	Other machine used in the milling indust or working of cerals, not	36 562	543 626	114 203	4 205 084
8437901100	Parts of machin of subheading 8437.10 ,electrically operated	52 384	871 465	435 569	5 398 141
8437901900	Parts of machines oth than of subhead8437.10,electrically operate	124 933	841 781	97 600	1 188 968
8437902100	Parts of machines of subheading 8437.10,not electrically operated	0	21 112	0	96 338
8437902900	Oth parts of machines of subheading8437.10, not electrically oper	173 332	1 247 725	193 381	1 834 105
8438101000	Bakery machine,macaroni,spaghetti/simila products, electrically c	227 162	3 203 116	3 958 141	51 052 055
8438102000	Bakery machine,macaroni,spaghetti/simila products, not electrical	103 902	690 824	125 556	1 113 537
8438201000	Machine for the manufac of confectionary cocoa/chocolate, electr	36 682	1 883 502	685 893	53 963 286
8438202000	Machine for the manufacture of confectionary chocolate,not elect	1 102	14 359	3 065	116 866
8438301000	Machine for sugar manufacture, electricoperated	182 827	5 311 790	3 638 476	58 411 098
8438302000	Machinery for sugar manufacture, notelectrically operated	150	62 406	32 261	309 587
8438400000	Brewery machinery, electrically operated	0	6 574	0	106 341
8438501000	Mach for the preparation of meat/poultry ,electrically operated	84 573	691 921	2 002 081	14 082 201
8438502000	Mach for the preparation of meat/poultry ,not electrically operate	1 067	109 825	1 371	531 974
8438601000	Machiner for the preparation of fruits,nuts/vegetable, electrically	8 725	328 338	63 992	8 543 725
8438602000	Machiner for the preparation of fruits,nuts/vegetable, not electric	54 838	441 713	136 359	1 333 695
8438801100	Coffee pulpers, electrically operated	42 187	428 270	114 690	6 559 427
8438801200	Coffee pulpers, not electricallyoperated	0	13 270	0	184 740
8438809100	Other machine for the industrial preparation/manufacture, electri	361 615	3 263 642	7 891 648	45 399 973
8438809200	Other machine for the industrial preparation/manufacture, not el	15 883	180 469	23 011	445 209
8438901100	Parts of electrically operated machineof subheading 8438.30.10	81 122	887 856	1 513 245	9 497 423
8438901200	Part of coffee pulper,electric operatedmachines	0	852	0	64 123
8438901900	Parts of oths goods of heading 84.38 electrically operated	202 077	2 214 396	4 786 695	31 418 723
8438902100	Parts of goods of subheading 8438.30.20not electrically operated	9 594	417 445	191 841	1 186 778
8438902200	Part of coffee pulpers,non electric operated machines	0	42	0	731
8438902900	Parts of oth goods of heading 84.38.20 of coffee pulpers,not elect	49 570	344 213	349 634	4 394 452
8439100000	Machinery for making pulp of fibrouscellulosic material	100	139 356	1 675	1 364 547
8439200000	Machinery for making paper/paperboard	90 910	4 408 266	6 562 400	146 852 310
8439300000	Machinery for finishing paper/paperboard	50 253	1 544 485	343 565	29 615 213
8439910000	Part of machine for mak pulp of fibrouscellulosic material,electric	218 150	2 522 555	3 381 972	63 519 017
8439990000	Parts for making/ finishing paper/ paperboard, electrically operate	391 624	5 250 400	5 110 041	109 157 398
8440101000	Book-binding mach, includ book-sewing,electrically operated	50 923	538 572	341 362	5 802 892
8440102000	Book-binding mach, includ book-sewing,not electrically operated	1 260	33 927	1 207	150 305
8440901000	Parts of book binding & sewing machineselectrically operated mac	1 058	6 785	24 293	484 292
8440902000	Parts of book binding & sewing machinesnot electrically operated	0	262	0	21 513
8441101000	Cutting paper machines, electrycallyoperated	258 291	4 202 484	1 913 222	41 053 881
8441102000	Cutting paper machine, not electrycallyoperated	7 045	227 980	26 468	1 370 473
8441201000	Machine for making bags,sacks/envelopeselectrically operated	67 601	565 726	88 809	4 203 375
8441202000	Machine for making bags,sacks/envelopesnot electrically operatec	0	5 472	0	100 997
8441301000	Elect mach oth than by moulding for make cartons,boxes,cases,tul	112 075	1 820 977	374 023	17 313 825
8441302000	Not elect mach oth than by moulding formake cartons,boxes,cases:	7 060	37 187	23 131	285 260
8441401000	Machines for moulding articles in paperpulp,paper/paperboard,ek	67 092	1 343 579	244 112	19 332 871
8441402000	Machines for moulding articles in paperpulp, paper/paperboard, n	304	13 873	755	103 033
8441801000	Oth machinery for making up paper pulp,paper/paperboard,electr	1 024 517	5 358 909	18 878 693	101 207 641
8441802000	Oth machinery for making up paper pulp,paper/paperboard,not el	69 846	235 426	5 381 710	6 716 911



**I.3. IMPOR MENURUT KOMODITI / IMPORT BY HS COMMODITY**  
**\*\*\* NOVEMBER/NOVEMBER 2012 \*\*\***

HS	Uraian Komoditi Commodity Description	Berat Bersih / Net Weight (Kg)		Nilai / Value C.I.F (US\$)	
		Bulan ini Current Month	Kumulatif Cum.Jan. to date	Bulan ini Current Month	Kumulatif Cum.Jan. to date
8441901000	Part of machin for mak up paper pulp,paper/paperboar,cutting ma	104 440	1 361 404	2 429 527	15 860 345
8441902000	Parts of machin for mak up paper pulp,paper/paperboa,cutting ma	27 910	183 420	108 950	2 603 567
8442301000	Electric machine,app&equip for preparing/making plates,cylinders	68 246	669 392	469 567	11 931 946
8442302000	Non electric machine,app&equ for prepare/making plates,cylinder	12 519	124 440	141 955	2 197 131
8442401000	Parts,of electric machine,app&equip forprepare/making plates,cyl	45 730	840 880	201 473	4 723 165
8442402000	Parts, Non electric machine,app&equ forprepare/making plates,cy	1 628	64 263	35 744	1 519 018
8442500000	Plate,cyls&oth.print comp.plates,cyl & lithograph stones,prepared	92 122	895 552	608 951	10 461 709
8443110000	Ofset printing machinery, reel-fed	126 520	2 054 541	1 292 016	18 075 301
8443120000	Ofset printing machinery, sheet - fed,office type (use sheet<22x36	29 095	323 052	67 300	515 516
8443130000	Oth er ofset printing machinery	389 777	5 359 175	5 326 771	61 242 659
8443140000	Letterpress printing machine, reel-fed,excluding flexographic print	6 335	317 018	55 673	1 799 956
8443150000	Letterpress printing machine, other than reel fed, excluding flexog	21 740	233 346	102 953	699 225
8443160000	Flexographic printing machinery	49 569	1 701 727	1 250 626	30 498 959
8443170000	Gravure printing machinery	93 273	1 337 201	2 475 176	19 382 586
8443190000	Other printing machine use for print bymeans of plates, cylinder&	4 045	507 024	84 028	4 182 782
8443311010	Printer-copier,ink-jet,color,capable ofconnecting to a data machin	456 065	6 069 260	4 676 433	53 488 703
8443311090	Printer-copier,ink-jet proces,no color,capable of connect to data r	5 523	55 906	35 837	831 794
8443312010	Printer-copier,laser proces,color, capable connect to data mach/n	22 463	211 978	1 009 256	8 496 705
8443312090	Printer-copier,laser proces,no color, capable connect to data macl	14 135	580 285	319 353	12 253 509
8443313010	Combination printer-copier-facs machine, color,connect to data m	186 111	1 265 667	2 032 936	22 596 710
8443313090	Combination printer-copier-facs machine, no color,connect to dat	14 771	450 458	268 033	12 108 972
8443319010	Oth mach which perform >= 2 function ofprinting,copying/facsimil	0	2 420	0	233 151
8443319090	Oth mach which perform >= 2 function ofprinting,copying/facsimil	6 067	146 726	285 986	3 383 286
8443321010	Dot matrix printer,color,capable connect to data machine/network	0	84	0	2 206
8443321090	Dot matrix printer,no color,capable ofconnect to data machine/ne	135 348	1 470 888	3 976 672	43 299 139
8443322010	Ink-jet printer,color,capable of connect to a data machine/network	642 007	5 680 380	6 213 645	65 636 706
8443322090	Ink-jet printer,no color,capable connect to a data machine/network	6 199	148 994	499 783	8 022 062
8443323010	Laser printer,color,capable of connectto a data machine/network	12 234	292 512	322 165	6 030 363
8443323090	Ink-jet printer,no color,capable connect to a data machine/network	28 364	950 515	730 856	13 542 353
8443324000	Facsimile machine capable of connect toa data machine/network	54 326	239 099	985 463	4 263 485
8443325010	Screen printing machinery,color, for the manufacture pcb/pwb,	0	1 148	0	19 565
8443325090	Screen printing machinery,no color, forthe manufacture pcb/pwb,	176	14 931	3 680	862 984
8443326000	Plotters	3 935	31 874	13 869	753 264
8443329010	Other printing machine,color,capableconnect to data machine/net	0	30 532	0	608 242
8443329090	Other printing machine,no color,capable connect to data machine.	34 734	310 985	726 712	5 064 389
8443391100	Electrostati photocopy,color,by reproduc original image direct ont	0	125	0	1 967
8443391900	Electros Photocopy,no color, by reproduc original image direct ont	238 819	2 162 487	505 067	4 446 873
8443392010	Electrostat photocopy ,color,by reproduc original image in-direct c	2 967	9 220	66 141	282 116
8443392090	Electros photocopy ,no color,by reproduc original image in-direct c	110 785	2 301 970	194 548	4 852 113
8443393090	Oth photocopy apparatus incorporating an optical system,no color	16 323	73 698	26 265	596 123
8443394010	Ink-jet printer, color, not capable ofconnect to network	0	391	0	2 375
8443394090	Ink-jet printer,not color,not capable of connect to network	0	8 311	0	22 067
8443399010	Laser printer , color, not capable ofconnect to network	0	97	0	2 232
8443399090	Laser printer ,not color,not capable of connect to network	1 416	76 071	16 412	1 371 200
8443910000	Part & accessori of print machinery used for print by component o	961 708	22 311 403	42 808 550	637 336 320
8443991000	Part & accessori of screen print machi-nerly for manufact of print c	7 018	48 941	412 606	1 886 270
8443992000	Ink-filled printer cartridges	158 099	3 163 595	6 540 489	101 454 930
8443993000	Paper feeders and sorters	3 402	45 096	215 672	1 975 229
8443999000	Oth part & accessori of screen printingmachinery	72 433	1 899 730	2 543 031	45 701 414
8444001000	Mach for extrude,texture/cut man-madetextile material,electric o	83 896	1 981 439	2 367 499	25 360 196
8444002000	Mach for extrude,texture/cut man-madetextile material,not elect	0	9 297	0	72 098
8445111000	Carding machines,electrically operated , for preparing textil fibres	156 118	4 676 348	2 601 785	33 116 789
8445112000	Carding machines, not electricallyoperated, for preparing textil fib	0	8 681	0	316 640
8445121000	Combing machines, electrically operated, for preparing textil fibre:	155 728	767 399	313 977	4 008 220
8445131000	Drawing/roving machines, electricallyoperated, for preparing texti	215 599	4 217 244	2 538 185	33 909 408
8445191000	Other machines for preparing textilefibres; electrically operated	49 353	1 512 590	639 444	27 394 930
8445192000	Other machines for preparing textilefibres; not electrically operate	0	39 972	0	519 953
8445201000	Textile spinning machines; electricallyoperated	1 053 751	14 179 026	9 233 915	81 007 670
8445202000	Textile spinning machines,not electrical operated	0	586	0	61 044
8445301000	Textile doubling/twisting machines;electrically operated	120 238	1 278 623	159 300	6 027 535
8445401000	Textile winding(including weft-winding)or reeling machin,electrica	535 596	3 466 463	10 188 917	62 126 447
8445402000	Textile winding (including weft-winding)or reeling machine,not ele	177	4 971	2 146	22 300
8445901000	Mach for prepring textile yarns to usedweaving/knitting/stich bon	252 822	758 503	5 773 453	11 216 977
8445902000	Mach for prepring textile yarns to usedweaving/knitt/stich bond,n	440	55 153	399	324 091
8446101000	Machines for weaving fabricsof a width ? 30 cm, electric operated	202 514	687 451	948 771	3 620 603
8446102000	Machines for weaving fabricsof a width ? 30 cm,not electric opera	0	3 892	0	33 000
8446210000	Power looms	490 929	1 442 289	2 161 486	7 411 053
8446290000	Machines for weaving fabricsof a width >30 cm,shuttle type	565 157	6 310 137	2 721 801	36 263 466
8446300000	Machines for weaving fabricsof a width >30 cm, shuttleless type	366 068	7 894 513	2 017 608	58 885 916
8447111000	Circular knitting mach,cylinderdiamtr ? 165 mm, electrically opera	220 443	1 178 858	1 494 089	12 334 290
8447112000	Circular knitting mach,cylinderdiamtr ? 165 mm,not electric opera	0	80 190	0	2 113 315

**I.3. IMPOR MENURUT KOMODITI / IMPORT BY HS COMMODITY**  
**\*\*\* NOVEMBER/NOVEMBER 2012 \*\*\***

HS	Uraian Komoditi Commodity Description	Berat Bersih / Net Weight (Kg)		Nilai / Value C.I.F (US\$)	
		Bulan ini Current Month	Kumulatif Cum.Jan. to date	Bulan ini Current Month	Kumulatif Cum.Jan. to date
8447121000	Circular knitting mach,cylinderdiamtr >165 mm, electrically operat	166 827	1 638 912	1 328 920	17 729 242
8447122000	Circular knitting mach,cylinder diamtr>165 mm,not electrically op	0	57	0	440
8447201000	Flat knitting & stitch bonding machine,electrically operated	110 118	2 285 376	819 999	30 311 961
8447202000	Flat knitting & stitch bonding machine,not electrically operated	0	89 020	0	267 300
8447901000	Machines for making gimped yarn,tulle,lace&mach for tufting,elec	720 406	4 676 754	4 187 186	31 689 756
8447902000	Machines for making gimped yarn,tulle,lace&mach for tufting,not	3 723	187 793	16 023	834 561
8448111000	Dobbies & jacquards, card reducing,copying,puching/ass mach, ele	16 721	456 847	350 936	6 228 339
8448112000	Dobbies & jacquards, card reducing,copying,puching/ass mach,not	87	11 098	216	51 109
8448191000	Auxiliary mach for use extruding/preparetextile/weave/knitt, elect	31 486	666 919	300 208	8 983 102
8448192000	Auxiliary mach for use extruding/preparetextile/weave/knitt, not e	2 158	25 827	21 149	266 644
8448200000	Parts&accessories of machines for extrud/their auxiliary machiner	49 567	1 169 823	739 321	16 766 513
8448310000	Card clothing	19 155	360 586	591 706	6 221 193
8448320000	Parts & access of mach for preparingtextile fibres,other than card	4 305	288 980	137 740	2 611 259
8448330000	Spindles, spindle flyers,spinning rings,and ring travellers	38 802	458 595	781 683	7 510 383
8448390000	Oth parts & access of mach of preparingtextile fibres/their auxili	463 034	2 945 809	3 697 857	40 149 397
8448420000	Reeds for looms, healds & heald-frames	10 535	124 981	360 594	3 473 420
8448491000	Shuttles,elect operated mach,use withmachines for extruding & kr	2 774	180 256	88 614	1 652 402
8448499100	Oth parts&acces, elect operated,use withmachines for extruding &	48 174	510 754	378 146	5 705 019
8448499200	Parts&accs of non-elect operated, usemachines for extruding & kr	2 920	46 058	296 469	2 995 809
8448510000	Sinkers, needles&other articles used informing stitches	26 119	160 465	1 081 081	9 918 541
8448590000	Othe parts&accessories of mach forknitting/their auxiliary machin	57 016	567 259	552 878	6 070 784
8449001000	Mach for the manufacture/finishingof felt/nonwovens,electrically	52 871	1 264 495	1 077 558	40 812 763
8449002000	Mach for the manufacture/finishingof belt/nonwovens, not elect c	0	4 942	0	128 510
8450111000	Household/laundry-type washing machines;fully-automatic mach;	255 124	1 555 227	1 132 012	6 463 717
8450119000	Household/laundry-type wash machines;fully- automatic machine	2 570 659	23 045 648	10 534 177	98 345 377
8450120010	Household/laundry-type wash machines;built-in centrifugal drier,c	154 314	2 046 568	665 011	9 015 883
8450120020	Household/laundry-type wash machines;built- in centrifugal drier,	1 068 171	10 528 056	4 088 579	40 227 560
8450191010	Other household/laundry-type wash machindry linen capacity ? 6 l	0	4 320	0	9 052
8450191020	Other household/laundry-type wash machindry linen capacity > 6	0	36	0	670
8450199020	Other household/laundry-type wash machindry linen capacity > 6	160	12 828	473	149 962
8450200000	Household/laundry-type washing machines;a dry linen capacity >1	252 044	2 157 083	1 335 157	12 486 664
8450901000	Parts of mach of dry linencapacity > 10 kg	4 788	166 500	26 991	313 440
8450902000	Parts of mach of dry linen, full auto,with buil-in centrifugal drier,c	510 336	5 280 262	1 773 135	18 064 340
8451100000	Dry-cleaning machines	75 915	527 442	800 332	3 057 830
8451210000	Drying machines,each of a dry linencapacity not exceeding 10 kg	26 790	279 229	141 556	1 335 563
8451290000	Drying machines,each of a dry linencapacity exceeding 10 kg	94 949	2 295 209	905 175	14 373 519
8451301000	Ironing machines and presses(including fusing presses)	695	62 524	11 807	592 019
8451309000	Ironing machines and presses(including fusing presses)	36 889	400 487	339 282	4 473 895
8451400000	Washing, bleaching/dyeing machines	251 381	2 718 621	3 278 190	32 317 893
8451500000	Mach. for reeling,unreeling,folding,cutting/pinking textile fabrics	41 297	719 995	295 674	7 438 147
8451800010	Other machinery exclude washing machfor laundry ; for domestic	14 607	49 646	78 580	350 008
8451800090	Other machinery exclude washing machfor laundry ; for domestic	393 983	3 626 147	3 243 330	33 224 954
8451901100	Parts of drying machines witha dry linen capacity ? 10 kg	83	1 854	1 904	44 226
8451901900	Parts of drying machines witha dry linen capacity ? 10 kg	703	85 679	11 647	722 405
8451909000	Parts of drying machines witha dry linen capacity > 10 kg	41 649	707 774	534 975	7 429 789
8452100000	Sewing machines of the household type	233 025	1 861 752	764 144	6 811 437
8452210000	Sewing machines;automatic units	279 969	2 618 729	1 750 301	24 857 038
8452290000	Sewing machines;not automatic units	386 539	4 194 536	2 782 530	38 244 049
8452300000	Sewing machine needles	35 981	257 846	163 388	962 919
8452901100	Arm,bed,stand,flywheel,belt guard;pedals of sewing mach of hous	27 770	306 564	18 846	725 889
8452901200	Furniture, bases and covers for sewingmachines and parts there of	1 330	139 624	33 434	464 621
8452901900	Oth part of sewing mach of machineryof sewing machines of hous	113 445	906 441	256 143	6 110 010
8452909110	Arms,beds,foot & pedals of mach excludeof sewing machines of h	23 141	80 122	21 481	176 300
8452909190	Other parts of sewing mach of machineryof sewing machines of hc	5 303	59 514	23 637	567 291
8452909200	Furniture, bases and covers for sewingmachines and parts thereof	20 461	131 492	21 346	601 073
8452909900	Other parts of sewing mach of machineryexclude sewing mach of l	504 846	3 342 069	1 146 072	8 340 570
8453101000	Machinery for prepare,tanning/work hides, skins/leather, elect op	141 270	991 775	465 387	9 567 171
8453102000	Machinery for prepare,tanning/work hides, skins/leather, not elec	15 576	85 739	130 337	474 699
8453201000	Machinery for making/repairing footwear,electrically operated	462 310	4 242 116	3 678 469	35 809 335
8453202000	Machinery for making/repairing footwear,not electrically operat	806	105 805	5 066	1 141 565
8453801000	Other Mach for make/repair footwear,notsewing machine,electr	294 286	2 544 661	1 778 012	19 688 564
8453802000	Other Mach for make/repair footwear,notsewing machine,not el	1	22 465	160	196 085
8453900000	Parts of machinery for preparing,tanningworking hides, skins, leat	56 761	557 946	617 277	6 506 077
8454100000	Converters	165 607	6 097 500	656 165	13 093 997
8454200000	Ingot moulds and ladles	136 607	1 086 916	1 613 684	21 401 038
8454300000	Casting machines	366 986	3 710 557	2 974 842	42 237 619
8454900000	Parts of converter, ladles, ingot moulds, casting mach for metellur	415 402	5 224 054	2 329 101	38 595 002
8455100000	Tube mills	9 748	149 948	27 039	3 309 498
8455210000	Rolling mills,hot/combination hot & cold	1 397 295	4 898 484	1 653 528	7 792 027
8455220000	Rolling mills, cold	174 664	835 244	876 918	4 659 285
8455300000	Rolls for rolling mills	691 384	6 986 146	1 077 805	24 206 061

**I.3. IMPOR MENURUT KOMODITI / IMPORT BY HS COMMODITY**  
**\*\*\* NOVEMBER/NOVEMBER 2012 \*\*\***

HS	Uraian Komoditi Commodity Description	Berat Bersih / Net Weight (Kg)		Nilai / Value C.I.F (US\$)	
		Bulan ini Current Month	Kumulatif Cum.Jan. to date	Bulan ini Current Month	Kumulatif Cum.Jan. to date
8455900000	Other parts of metal-rolling mills and rolls therefor.	724 625	7 872 169	2 219 242	37 061 670
8456100000	Mach tool for work any material by removal material, operated by laser	55 656	463 116	2 194 361	12 086 771
8456200000	Machines tool for work any material by removal material, operated by	421	20 752	54 939	868 842
8456300000	Machines tool for work any material by removal material, electro-d	63 995	691 214	1 009 784	12 245 015
8456901000	Mach tool for mnfact of printed circuit, numerical control, by plasm	45 969	141 746	147 752	1 719 917
8456902000	Wet proces equip for the application by immersion of electrochem	0	2 036	0	30 375
8456909000	Oth mach tool for work any material by other operating processes	25 138	295 146	798 546	5 111 597
8457100000	Machining centres	654 304	6 601 949	8 996 565	108 326 919
8457200000	Unit construction machines (single-station)	54	220 899	3 561	3 849 750
8457300000	Multi-station transfer machines	7 818	55 798	4 273	1 448 696
8458110000	Horizontal lathes, for removing metal numerically controlled	346 535	3 831 397	7 442 062	88 531 837
8458191000	Horizontal lathes, for remove metal, bed-spindle ctr not excd? 300r	57 382	613 400	310 762	4 957 344
8458199000	Horizontal lathes, for remove metal, bed-spindle cntrl not excd>300r	274 976	3 243 952	1 338 457	18 884 152
8458910000	Other lathes, for removing metal numerically controlled	60 420	704 024	1 483 638	9 528 717
8458991000	Oth lathes, for remove metal, not numeric cntrl, spindle ctr-bed not e	11 340	156 142	46 650	1 295 959
8458999000	Oth lathes, for remove metal, not numeric cntrl, spindle ctr-bed not e	376 275	2 952 484	3 856 048	21 557 539
8459101000	Way-type unit head machines, electrically operated	48 732	564 017	1 178 476	10 262 419
8459102000	Way-type unit head machines, not electrically operated	4 000	42 209	28 900	726 254
8459210000	Drilling machines, numerically controlled	80 126	540 026	1 488 701	14 240 442
8459291000	Drilling machines, electrically operated	242 846	1 921 006	704 479	7 982 192
8459292000	Drilling machines, not electrically operated	20 040	77 873	383 290	909 778
8459310000	Boring-milling machines, not horizontal lathes, numerically control	34 485	422 311	328 902	5 206 760
8459391000	Boring-milling machines, electrically operated, not horizontal lathes	54 999	523 493	272 967	3 594 622
8459392000	Boring-milling machines, not electrically operated, not horizontal lat	6 056	107 049	31 806	472 776
8459401000	Boring machines, electrically operated	63 159	1 055 771	722 834	14 957 107
8459402000	Boring machines, not electrically operated	19 079	167 859	104 495	1 513 322
8459510000	Milling machines, knee-type, numerically controlled	21 151	26 095	222 223	262 388
8459591000	Milling machines, knee-type, electrically operated	41 740	484 945	232 647	1 623 055
8459592000	Milling machines, knee-type, not electrically operated	2 482	55 862	11 009	365 061
8459610000	Other milling machines, numerically controlled	28 227	243 907	436 232	3 814 238
8459691000	Other milling machines, electrically operated	143 366	1 209 280	503 860	7 645 862
8459692000	Other milling machines, not electrically operated	653	63 883	6 001	643 203
8459701000	Other threading/tapping machines, electrically operated	60 801	466 049	1 029 333	6 569 011
8459702000	Other threading/tapping machines, not electrically operated	1 009	36 958	5 821	203 119
8460110000	Flat-surface grinding mach, an accuracy of at least 0.01 mm, numeric cc	21 747	315 246	943 001	12 854 600
8460191000	Other flat-surface grinding mach, an accuracy of at least 0.01 mm, elect	52 504	928 490	1 452 663	14 703 610
8460192000	Oth flat-surface grinding mach, an accuracy of at least 0.01 mm, not elect	556	67 608	11 049	587 441
8460210000	Other grinding mach, an accuracy of at least 0.01 mm, numerically c	45 802	453 894	2 017 028	19 554 520
8460291000	Other grinding mach, an accuracy of at least 0.01 mm, electrically o	163 249	1 188 946	3 224 805	14 777 841
8460292000	Other grinding mach, an accuracy of at least 0.01 mm, not electric operat	24	184 948	378	779 314
8460311000	Machine tools, numeric controlled, for sharpen carbide diamet ? 3.	13 220	217 584	138 217	2 517 642
8460319000	Oth sharpening (tool/cutter grinding) machines, numerically contro	9 079	60 326	214 063	989 310
8460391000	Oth sharpening (tool/cutter grinding) machines, electrically operat	39 789	352 511	494 065	2 480 021
8460392000	Oth sharpening (tool/cutter grinding) machines, not electrically oper	40 705	63 951	125 437	273 737
8460401000	Honing/lapping machines, electrically operated	50 013	229 114	1 813 555	8 954 971
8460402000	Honing/lapping machines, not electrically operated	0	75 978	0	791 948
8460901000	Other machine-tools for deburring, abrasives/ polishing products, e	25 616	503 612	1 169 484	5 699 937
8460902000	Other mach-tools for deburring, abrasives/polishing products, not e	16 229	115 977	77 030	826 174
8461201000	Shaping/slotting machines, electrically operated	71 562	817 039	302 004	11 691 175
8461202000	Shaping/slotting mach, not electrically operated	0	82 714	0	439 785
8461301000	Broaching mach, electrically operated	3 224	242 940	38 804	8 605 358
8461302000	Broaching mach, not electrically operated	165	999	6 020	12 126
8461401000	Gear cutting, gear grinding/gear finishing mach electric operated	14 431	485 995	32 028	18 695 695
8461402000	Gear cutting, gear grinding/gear finishing mach not electric operate	10 267	24 086	82 285	408 464
8461501000	Sawing/cutting-off machines, electrically operated	231 348	1 813 172	2 890 768	15 866 852
8461502000	Sawing/cutting-off machines, not electrically operated	95 689	352 216	428 073	1 906 083
8461901100	Planing machines, electric operated	161 325	185 791	462 068	727 136
8461901900	Other planing machines, electric operated	49 072	444 733	202 009	3 498 634
8461909100	Other planing machines, not electrically operated	0	22 501	0	57 613
8461909900	Other mach-tool work by removing metal or cements, not electric	4 064	309 634	185 324	2 727 356
8462101000	Forging/die-stamping machines (incl pres& hammers, electric oper	2 947 036	19 318 558	27 843 186	178 998 096
8462102000	Forging/die-stamping machines (incl pres& hammers, not electric o	25 047	433 161	210 623	4 124 457
8462210000	Bend, fold, straighten/flattening machine (incl pres), numeric cont	206 919	2 656 514	2 050 434	29 352 609
8462291000	Bend, fold, straighten/flattening machine (incl pres), unnumeric cntr	444 976	5 288 286	3 418 331	24 295 539
8462292000	Bend, fold, straighten/flattening mach (incl pres), unnumeric cntrl, nt e	15 833	394 702	95 426	2 032 123
8462310000	Shearing machine (incl press), oth than combine punching mach, nu	70 664	548 555	618 920	3 954 203
8462391000	Shearing mach (incl press), oth than combine punching mach, numeric c	245 409	4 511 041	2 889 241	33 863 499
8462392000	Shearing mach (incl press), oth than combine punching mach, not electric o	628	221 907	3 046	871 086
8462410000	Punching/notching mach, incl comb punch & shearing mach, numer	55 181	692 657	1 050 533	9 284 211
8462491000	Punching/notching mach, incl comb punch & shearing mach, not nu	292 917	2 109 538	1 614 529	14 426 964
8462492000	Punching/notching mach, incl comb punch & shear mach, not nu	1 901	28 361	46 607	332 007

**I.3. IMPOR MENURUT KOMODITI / IMPORT BY HS COMMODITY**  
**\*\*\* NOVEMBER/NOVEMBER 2012 \*\*\***

HS	Uraian Komoditi Commodity Description	Berat Bersih / Net Weight (Kg)		Nilai / Value C.I.F (US\$)	
		Bulan ini Current Month	Kumulatif Cum.Jan. to date	Bulan ini Current Month	Kumulatif Cum.Jan. to date
8462910000	Hydraulic presses	207 433	4 068 326	1 904 584	22 994 711
8462991000	Mach for manufac of boxes,cans & similarcontain of tin plate, elec	98 897	730 639	318 350	7 099 850
8462992000	Mach for manufac of boxes,cans containtin plate,not electrically o	117	37 652	923	158 607
8462995000	Oth machine for working metal by forging,hamming,electrically op	333 130	4 773 028	1 394 890	31 784 494
8462996000	Oth machine for working metal by forging,hamming,not electricall	47 668	280 981	145 124	1 496 958
8463101000	Draw-benches for bars,tube,profile,wire,or the like, electrically op	136 292	1 302 737	579 802	8 126 919
8463102000	Draw-benches for bars,tube,profile,wire,or the like, not electrically	2 516	93 771	12 433	427 090
8463201000	Thread rolling machines, electricallyoperated	61 987	3 593 470	657 805	9 967 043
8463202000	Thread rolling machines,not electricallyoperated	136	198 535	509	349 589
8463301000	Machines for working wire,electricallyoperated	183 335	2 270 031	1 785 428	23 189 637
8463302000	Machines for working wire,not electrically operated	5 768	167 499	68 090	1 604 486
8463901000	Oth mach tool for work metal/cerments,without remove material,	226 702	1 865 217	2 360 072	18 244 138
8463902000	Oth mach tool for work metal/cerments,without remove material,	29 373	99 379	59 209	734 468
8464101000	Sawing machines, electrically operated	77 132	650 442	364 096	2 104 670
8464102000	Sawing machines,not electrical operated	0	4 058	0	28 437
8464201000	Grinding/polishing machines,electrically operated	60 095	1 255 532	230 692	3 925 116
8464202000	Grinding/polishing machines,not electrically operated	3 407	27 058	11 670	87 414
8464901000	Oth mach tool for work stone,ceramics/like mineral material,elect	149 815	3 197 212	906 668	16 366 988
8464902000	Oth mach tool for work stone,ceramics/like mineral material,not e	308	304 404	2 105	2 857 769
8465100000	Mach, can carryout diffrent type oprationwithout tool charge for su	125 022	861 058	789 247	4 450 721
8465911000	Sawing machines for scoring PCB/ PWB's electrically operated	10 033	56 028	75 639	391 720
8465912000	Other sawing mach for scoring PCB/ PWB's, electrically operated	171 865	1 658 069	736 381	6 716 415
8465919000	Other sawing mach for scoring PCB/ PWB's, not electrically operat	108 205	760 142	391 084	4 470 401
8465921000	Mach tools for routing PCB/PWB'ssubstrates,shank dmtr ? 3.175 n	5 631	73 208	39 074	1 136 844
8465922000	Oth planing,milling/moulding(by cutting) mach,electrically operate	111 448	1 214 036	394 825	5 198 320
8465929000	Oth planing,milling/moulding(by cutting)machines,not electric ope	13 411	626 132	68 714	3 267 856
8465931000	Grinding, sanding/polishing machines,electrically operated	89 621	954 155	1 360 435	14 256 751
8465932000	Grinding, sanding/polishing machines,not electrically operated	5 083	28 062	322 970	402 117
8465941000	Bending/assembling machines,electrically operated	140 791	396 021	473 227	3 602 686
8465942000	Bending/assembling machines,not electrically operated	3 752	8 825	274 725	473 039
8465951000	Drilling mach for manufac PCB/PWB's ,with a spindle speed > 50.0	17 430	81 258	29 050	863 233
8465953000	Other drilling/morticing machines,electrically operated	63 032	586 695	120 209	1 747 723
8465959000	Other drilling/morticing machines,not electrically operated	2 841	163 641	12 258	965 240
8465961000	Splitting, slicing/paring machines,electrically operated	54 122	1 473 164	447 815	11 301 475
8465962000	Splitting, slicing/paring machines,not electrically operated	7 861	57 230	24 611	200 935
8465993000	Other machine tools, lathes,eletrically operated	73 368	568 252	827 900	6 282 747
8465994000	Other machine tools, lathes,not eletrically operated	9 687	54 352	40 722	346 021
8465995000	Mach for deburring surfaces ofPCB/PWB's, for scoring laminati pre	1 700	76 295	25 019	455 590
8465996000	Other mach-tools for nailing,stapling,glueing/otherwise assemb,el	67 774	1 424 432	754 763	11 248 259
8465999000	Other mach-tools for nailing,stapling,glueing/otherwise assemb,nc	137 538	760 040	726 270	5 886 575
8466101000	Tool hold.self-open dieheadsfor 8456.90,8460.31,8465.91,8465.92	9 154	146 055	90 445	1 808 890
8466109000	Oth tool holders & self-opening dieheads	60 461	100 545 427	1 223 497	18 141 078
8466201000	Work holders for sub 8456.99, 8460.31,8465.91, 8465.92, 8465.95	1 590	57 313	62 546	1 558 591
8466209000	Oth work holders for other machine tools	5 583	653 257	860 490	19 170 819
8466301000	Dividing h,special attachm 8456.99,8460.31,8465.91,8465.92,846	3 191	21 658	18 225	582 514
8466309000	Dividing h,not for attachm sub 8456.99,8460.31,8465.91,8465.92	3 405	198 011	186 623	5 266 671
8466910000	Parts&acces suitable for machineof heading 84.64-84.65	650 919	2 267 922	1 523 403	7 065 697
8466921000	Parts&acces suitabl for mach 8465. 91.10,8465.92.10,8465.95.10,	2 215	72 151	57 751	1 307 878
8466929000	Parts & acces suitable for machof otherheading 84.65	36 835	659 278	451 666	9 987 468
8466932000	Parts&acces suitabl for mach 8456. 99.20,8456.99.30,8456.99.40&	187	7 118	32 151	287 060
8466939000	Parts&acces suitable for mach of otherheadings 84.56 to 84.61	131 597	104 443 042	2 367 018	45 760 614
8466940000	Oth parts & acces suitable for machinesother headings 84.56 to 84	261 992	2 382 894	5 038 021	42 509 228
8467110000	Tool for work in the hand,pneumatic,rotary type (incl rotary percu	35 664	321 331	764 165	8 649 814
8467190000	Tool for working in the hand,pneumatic,in other type	52 006	466 211	318 946	3 668 418
8467210000	Drills of all kinds with self containedelectric motor	275 871	2 996 645	809 915	11 748 493
8467220000	Saws with self contained electric motor	70 967	1 011 242	220 105	3 945 380
8467290000	Oth tool for working in the hand,with self-contained electric moto	1 146 068	9 603 762	2 524 180	29 514 399
8467810000	Chain saws	285 356	2 344 890	614 634	7 230 658
8467890000	Oth tool for working in the hand,with self-contained non-electric r	46 150	593 187	152 432	4 333 509
8467911000	Part of chain saw,of elect-mechanic forwork in hand,self-cont. elec	453	50 314	11 253	192 770
8467919000	Part of chain saw,of elect-mechanic forwork in hand,self-cont. nor	208 198	2 435 434	205 775	3 900 818
8467920000	Parts of pneumatic tools	5 223	113 266	107 491	1 145 320
8467991000	Part of hydraulic tool,of goodswith self-contained electric motor	15 797	333 387	75 733	1 069 280
8467999000	Part of hydraulic tool,of goodsnot with self-contained electric mot	129 979	1 309 739	237 937	3 645 992
8468100000	Hand-held blow pipes	574	45 076	2 066	94 920
8468201000	Hand-operated gas welding, brazing/cutting appliances for metal	40 682	633 690	344 571	2 173 453
8468209000	Other gas-operated machinery & apparatus	121 520	831 222	731 085	6 008 194
8468800000	Other machinery and apparatus	97 328	832 612	309 142	7 144 987
8468901000	Parts of goods of hand-held blow pipes	9 957	275 840	51 781	1 405 177
8468902000	Parts of goods of hand-operat gas weldbrazing/cutting appliances	12 365	87 643	199 365	832 909
8468909000	Oth parts of not hand blow pipe/oprtgdgas welding, braze/cut appl	91 682	948 886	690 606	14 186 305

**I.3. IMPOR MENURUT KOMODITI / IMPORT BY HS COMMODITY**  
**\*\*\* NOVEMBER/NOVEMBER 2012 \*\*\***

HS	Uraian Komoditi Commodity Description	Berat Bersih / Net Weight (Kg)		Nilai / Value C.I.F (US\$)	
		Bulan ini Current Month	Kumulatif Cum.Jan. to date	Bulan ini Current Month	Kumulatif Cum.Jan. to date
8469001000	Word processing machines	0	10 821	0	90 795
8469009010	Automatic typewriters	5 866	34 650	80 434	506 217
8469009090	Non automatic typewrites	18 299	55 926	56 186	351 218
8470100000	Electronic calculators capable of operwithout an extrnl source elect	33 622	978 249	573 499	5 154 344
8470210000	Electronic calculating machinesincorporating a printing device	2 863	6 714	44 493	285 760
8470290000	Other electronic calculating machines	49 368	242 133	318 997	2 259 320
8470300000	Other calculating machines	112 960	1 203 562	279 113	4 379 498
8470500000	Cash registers	73 672	543 782	8 596 978	37 304 561
8470901000	Postage-franking machines	88	7 863	11 907	66 065
8470902000	Accounting machines	0	3 376	0	9 784
8470909000	Mach for pocket-size data record, reprod,display mach with calcul.	2 533	10 836	1 500	61 682
8471301000	Palmtop &personal digital assistants(PDAs)	56 403	380 618	7 366 241	39 406 866
8471302000	Laptops incl notebooks and subnotebooks	1 161 770	11 928 337	96 726 376	923 111 054
8471309000	Oth portable digital automatic dataproc mach,weigh not more thar	66 519	683 330	13 371 125	195 358 989
8471411000	Personal computers excluding portable	189 279	1 821 593	6 749 700	57 408 291
8471419000	Other digital automatic data processingmachines	89 184	819 882	5 218 473	43 453 482
8471491000	Processing units for personal &portabcomputers,presented in forr	192 171	1 550 809	8 971 906	81 002 256
8471499000	Other digital automatic data proces mach,present in form of syste	47 423	806 764	6 834 435	43 741 323
8471501000	Process units for personal & portab comp,other automatic data pr	326 784	3 014 251	21 998 079	177 992 584
8471509000	Other digital automatic data proces mach,other automatic data pr	308 496	3 145 303	10 545 256	111 848 586
8471603000	Computer keyboards	100 436	1 469 251	819 766	8 815 813
8471604000	X-y coordinate input devices,includingmouse,light pens,joystick,tra	135 214	2 089 061	1 385 836	14 352 641
8471609000	Other mach input/output units,whether/ not contain storg units sa	64 018	985 112	1 028 376	29 164 000
8471701000	Floppy disk drives	6 926	43 052	21 396	321 583
8471702000	Hard disk drives	147 281	3 574 556	6 361 610	111 918 322
8471703000	Tape drives	1 823	18 467	220 669	2 360 768
8471704000	Optical disk drives,including cd-romdrives,dvd drives & cd-r drives	127 452	1 640 019	5 105 210	58 189 644
8471705000	Proprietary fmat strge device incldmedia therefor fr automat dt pr	32 895	252 112	4 092 228	33 561 344
8471709100	Automatic backup systems	43	30 624	1 650	1 262 443
8471709900	Other storage units of digital automaticdata processing machines	60 242	488 563	3 108 253	28 157 953
8471801000	Control and adaptor units	47 232	732 888	847 480	10 195 630
8471807000	Sound card and video cards	45 570	436 030	768 924	5 365 991
8471809000	Other units of automatic data processingmachines	129 751	1 172 406	2 684 545	27 316 995
8471901000	Bar code readers	1 877	24 717	69 814	1 671 086
8471902000	Optical character readers,document/image scanners	25 249	429 973	1 215 427	14 796 859
8471909000	Other automatic data processing machines& units thereof	135 529	2 541 665	3 270 705	49 015 811
8472101000	Duplicating machines, electric operated	242	15 561	154	154 040
8472102000	Duplicating machines, not electricallyoperated	19	2 848	45	19 583
8472301000	Machines for sorting/folding mail/for inserting mail in envelopes,e	8 052	46 571	684 635	1 131 451
8472302000	Machines for sorting/folding mail/for inserting mail in envelops,nc	0	1 132	0	16 806
8472901000	Automatic teller machines	578 217	8 877 972	9 116 301	101 429 874
8472902000	Electronic fingerprint identificationsystems	5 145	71 371	78 752	2 904 220
8472903000	Other office machines,electrically operated	32 838	785 432	634 129	8 990 398
8472909000	Other office machines,not electrically operated	18 204	290 894	1 489 510	2 383 374
8473101000	Printed circuit assembliesfor word- processing machines	521	1 580	19 088	93 429
8473109000	Other parts & acces of the mach oftypewriter not printer/word pr	3 120	23 454 500	172 537	3 928 023
8473210000	Parts & accs of elect calculating; with/without extrnal sources & pr	4 621	20 086	71 030	775 676
8473290000	Other parts & acces of the machine ofcalculating, reproducing, di	5 613	86 678	128 184	2 226 940
8473301000	Assembled printed circuit boards	434 731	3 561 420	13 143 541	128 171 788
8473309000	Other parts & acces of the machines ofautomatic data processing	646 041	7 405 230	13 221 836	137 792 432
8473401100	Parts including printed circuit assemfor automatic teller machine	171	10 617	64 005	1 506 390
8473401900	Other parts&access of the mach of othoffice machine,for elect opr	22 684	594 851	397 889	4 343 188
8473402000	Other parts&access of the mach of othoffice machine,for non elec	74	10 215	1 982	235 629
8473501100	Parts&access suitable for use with machauto data procc mach & u	7 773	235 652	296 727	2 221 021
8473501900	Part&acc suitabl for use mach typewriternot printers&oth office r	19 079	104 409	43 470	463 289
8473502000	Part&acc suitabl for use mach typewriternot print&oth office macl	20	567	7 883	25 562
8474101000	Sorting,screening,separating/washingmachines, electrically operat	1 112 350	5 549 830	4 266 910	28 649 013
8474102000	Sorting,screening,separating/washingmachines, not electrically op	103 830	679 732	237 510	2 066 975
8474201100	Crushing/grinding machines for stoneelectrically operated	749 709	13 899 686	1 425 800	32 739 218
8474201900	Crushing/grinding mach for earth,oresoth mineral substances,elect	1 029 786	10 430 289	15 128 869	111 249 318
8474202100	Crushing/grinding mach for stonenot electrically operated	19 120	236 199	52 756	470 560
8474202900	Crushing/grinding mach for earth,oresoth mineral substances,not e	238 501	3 090 557	2 615 154	20 224 188
8474311000	Concrete/mortar mixers, electricallyoperated	1 109 687	5 810 271	1 806 825	16 764 369
8474312000	Concrete/mortar mixers, not electricallyoperated	162 827	1 217 440	668 560	3 355 701
8474321100	Mach for mixing mineral substances withbitumen,output cap ? 80	162 400	2 317 813	256 000	4 197 134
8474321900	Mach for mixing mineral substances withbitumen,output cap > 80	275 935	2 591 084	1 714 775	9 433 486
8474322100	Mach for mix mineral substnc wth bitumen,output cap ? 80 t/h,no	0	88	0	2 712
8474322900	Mach for mix mineral substnc wth bitumen,output cap >80 t/h,noi	1	823 920	35	1 252 257
8474391000	Other mixing/kneading machineselectrically operated	180 841	2 522 874	2 944 488	20 883 851
8474392000	Other mixing/kneading machinesnot electrically operated	6 907	125 885	6 553	1 623 617
8474801000	Mach for agglomerating,shaping/mauldsolid mineral fuels,electric	649 442	8 524 923	3 556 141	46 089 287

**I.3. IMPOR MENURUT KOMODITI / IMPORT BY HS COMMODITY**  
**\*\*\* NOVEMBER/NOVEMBER 2012 \*\*\***

HS	Uraian Komoditi Commodity Description	Berat Bersih / Net Weight (Kg)		Nilai / Value C.I.F (US\$)	
		Bulan ini Current Month	Kumulatif Cum.Jan. to date	Bulan ini Current Month	Kumulatif Cum.Jan. to date
8474802000	Mach for agglomerating,shaping/mouldsolid mineral fuels,not elec	9 761	1 334 861	39 653	3 139 407
8474901000	Parts of mach for sort,creen,separate,wash,crush,grinding&mixing	3 934 654	17 639 366	19 046 845	129 057 526
8474902000	Parts of mach for sort,creen,separate,wash,crush,grinding&mix,nc	75 356	2 432 922	586 507	12 087 774
8475101000	Mach for assembl electric/electronicclamps tubes/valves,electric o	38	164 091	6 730	5 987 372
8475102000	Mach for assembl electric/electronicclamps tubes/valves,not elect.	217	4 118	4 109	68 184
8475210000	Machines for making optical fibres andpreforms thereof	0	151	0	1 176
8475290000	Other machines for manufacturing/hot working glass/glassware	74 292	450 636	577 872	5 589 235
8475901000	Part of mach for assmb/mfg elect/elctrnihot work glassware,elect	21 664	281 001	846 509	8 487 253
8475902000	Part of mach for assmb/mfg elect/elctrnihot work glassware,not e	47 192	124 562	641 755	2 451 106
8476210000	Automatic beverage-vending machin,incorporating heating/refrige	229	24 157	9 083	530 918
8476290000	Other automatic beverage-vendingmachines	153	2 127	2 661	12 653
8476810000	Other automatic goods-vending mach,incorporating heating/refrig	0	66	0	885
8476890000	Other automatic goods-vending mach,without heating/refrigerati	2 330	38 425	37 251	592 721
8476900000	Parts of automatic goods-vend machincorpor heating/refrigerating	68 021	627 574	1 194 790	12 607 874
8477101000	Injection-moulding machines for mouldingrubber	795 237	12 633 971	4 243 287	91 300 656
8477103100	P.v.c. injection moulding machine	1 385 241	16 058 312	9 885 381	103 552 086
8477103900	Other injection-moulding machinesfor moulding plastics	272 636	2 366 922	1 399 064	17 300 213
8477201000	Extruders for extruding rubber	53 251	1 185 303	1 463 566	27 034 821
8477202000	Extruders for extruding plastics	332 463	6 237 754	2 821 884	87 860 703
8477300000	Blow moulding machines	303 082	4 556 124	3 141 462	73 925 120
8477401000	Vacuum moulding & other thermo formingfor moulding/forming r	132 436	3 037 559	2 770 004	33 864 697
8477402000	Vacuum moulding & other thermo formingfor moulding/forming p	241 089	2 756 764	3 453 504	51 275 436
8477510000	Mach for mould/retread pneunt tyres,for mould/othwise forming	27 901	1 379 290	220 210	28 672 699
8477591000	Other machine for moulding/otherwiseforming for rubber	127 156	1 939 684	500 743	9 893 169
8477592000	Other machine for moulding/otherwiseorming for plastics	50 102	1 383 937	1 846 753	18 373 490
8477801000	Other machinery for working rubber/rubber products, electrically	786 796	9 529 374	5 345 045	99 117 154
8477802000	Other machinery for working rubber/rubber products, not electric	157 424	1 816 621	1 001 831	21 557 252
8477803100	Lamination presses for the manufactrof PCB/PWBs	80 919	379 054	129 187	2 049 729
8477803900	Other machinery for rubber or plastics,electrically operated	621 140	4 123 747	11 079 880	73 315 716
8477804000	Other machinery for working rubber/plastic products, not elect op	75 790	612 338	376 941	7 088 308
8477901000	Parts of electrically operatd mach forworking rubber/products fro	528 926	4 474 746	3 733 281	57 865 243
8477902000	Part of nonelectric opratd mach forworking rubb/fr the manuf pro	134 769	1 063 741	2 408 002	27 118 236
8477903200	Pars of lamination pressesfor the manufc of PCB/PWBs	6 904	60 981	66 670	1 308 305
8477903900	Oth Parts not parts of laminationpresses for the manufc of PCB/PV	7 705	175 934	60 675	2 743 701
8477904000	Part of nonelectric opratd mach for workplastic/for the manuftp p	45 519	587 336	588 821	9 438 779
8478101000	Machinery for preparing/making uptobacco, electrically operated	783 602	5 424 172	20 460 062	130 994 326
8478102000	Machinery for preparing/making uptobacco, not electrically opera	4 970	47 744	96 323	286 266
8478901000	Parts of machinery for preparing/makingup tobacco, electrically o	182 726	1 620 913	5 980 806	52 893 389
8478902000	Parts of machinery for preparing/makingup tobacco, not electrical	1 289	49 453	33 755	271 843
8479101000	Machinery for public works,building/the like electrically operated	140 218	3 243 616	455 160	11 699 370
8479102000	Machinery fr public works,building/the like not electrically operat	5 183	286 648	28 368	3 594 252
8479201000	Mach for the extract/preparation ofanimal/fix vegetabl fat/oil, ele	1 974 604	24 623 774	19 987 703	205 147 276
8479202000	Mach for the extract/preparation of animal/fix vegetabl fat/oil,not	789 203	4 277 189	4 022 483	16 360 301
8479301000	Presses for the manufacture of particleboard electrically operated	399 794	2 443 544	1 091 678	5 932 175
8479302000	Presses for the manufacture of particleboard not electrically opera	54 701	408 288	420 321	1 216 394
8479401000	Rope/cable making machines,electrically operated	95 799	1 858 501	453 268	12 237 907
8479402000	Rope/cable making machines,not electrically operated	549	6 734	3 732	168 153
8479500000	Industrial robots, not elsewherespecified/included	78 145	1 427 269	3 708 778	71 393 795
8479600000	Evaporative air coolers	200 902	2 503 378	1 536 227	18 319 474
8479710000	Passenger boarding bridges of kind usein airports	0	31 368	0	165 228
8479790000	Oth passenger boarding bridges	363 170	812 730	1 910 099	8 662 099
8479811000	Oth mach&mechanical appliance fortreating metal,electrically ope	275 309	2 107 567	1 963 345	26 318 117
8479812000	Oth mach&mechanical appliance fortreating mtl,non electrically o	20 306	192 865	142 629	1 887 246
8479821000	Mixing,kneading,crush,grind,screen,sift,homogenis,& emulsift/stir	715 359	7 486 077	12 983 501	123 589 878
8479822000	Mixing,kneading,crush,grind,screen,sift,homogenis,& emulsift/stir	47 059	606 354	315 176	13 013 352
8479892000	Machinery for assembling CPU	17 579	599 625	445 568	21 013 931
8479893000	Oth mach for assembling CPU daughterboard in plastic case/housi	1 381 268	6 046 111	16 962 215	117 089 681
8479894000	Oth mach for assembling CPU daughterboard in plastic case/housi	117 976	1 358 396	3 983 140	49 383 991
8479902000	Part of goods Oth mach for assemblingCPU daughter plastic case/t	13 165	127 420	396 100	4 049 197
8479903000	Part of oth electrically operatedmachine	233 999	7 132 682	6 127 564	106 684 820
8479904000	Part of nonelectrically operatedmachinery	80 929	1 169 743	2 095 759	33 246 266
8480100000	Moulding boxes for metal foundry	33 911	753 232	632 650	12 756 523
8480200000	Mould bases	319 066	3 380 026	2 339 315	32 334 028
8480301000	Moulding patterns, of copper	3 481	135 926	17 358	1 885 361
8480309000	Moulding patterns, of other material	190 215	2 163 573	1 847 328	24 538 580
8480410000	Moulds for metal/metal carbidesinjectionn or compression types	104 334	1 195 062	1 555 239	25 510 673
8480490000	Moulds for metal/metal carbidesnot injection or compression type	126 445	2 159 836	2 942 111	30 122 645
8480500000	Moulds for glass	10 808	179 630	254 649	5 290 552
8480600000	Moulds for mineral materials	829 156	6 944 468	2 429 542	24 401 456
8480711000	Moulds for rubber or plastics, injectionor compression type for fot	49 660	697 063	508 679	9 560 616
8480719010	Moulds for rubber or plastics, injectionor compression type for op	0	328	0	36 476

**I.3. IMPOR MENURUT KOMODITI / IMPORT BY HS COMMODITY**  
**\*\*\* NOVEMBER/NOVEMBER 2012 \*\*\***

HS	Uraian Komoditi Commodity Description	Berat Bersih / Net Weight (Kg)		Nilai / Value C.I.F (US\$)	
		Bulan ini Current Month	Kumulatif Cum.Jan. to date	Bulan ini Current Month	Kumulatif Cum.Jan. to date
8480719090	Oth moulds for rubber,plastics,injection/ compression type	661 632	5 957 612	15 131 059	131 234 127
8480791000	Mould for rubber,plastics, not injection, compression type for fotv	32 667	1 119 782	653 516	4 163 842
8480799000	Oth mould for rubber,plastics,not injection , compression type	25 411	292 741	549 589	8 362 054
8481101100	Pres-reduce valve,iron/steel, manual	126 392	658 718	716 802	7 163 853
8481101900	Pres-reduce valve,iron/steel,automaticoperate ,5 cm ? internal dia	1 354 249	3 563 087	17 020 344	46 103 261
8481102100	Pressure-reducing valves of copper/copper alloys internal diamtr ?	41 014	201 293	756 444	3 077 570
8481102200	Pressure-reducing valves of copper/copper alloys internal diamtr >	1 766	4 037	125 846	215 848
8481109100	Oth pressure-reducing valves ofplastics 1cm ? internal diamtr > 2.	2 501	53 726	40 653	774 890
8481109900	Oth pressure-reducing valvesnot of plastics	106 166	664 908	1 069 935	4 688 904
8481201000	Valve for olehydraulic/pneumatic tran,manual oprtd, 5 cm ? intl di	1 519	97 198	109 527	1 967 451
8481202000	Valve for olehydraulic/pneumatic tran,ofcooper/cooper aloy, 1cm	3 427	35 509	61 886	1 305 053
8481209000	Oth valve for olehydraulic/pneumatictransmissions	212 188	2 532 119	4 905 705	47 100 439
8481301000	Check (nonreturn) valve of swing check-valve type,40 cm ?inlets in	69 013	613 705	711 226	5 324 864
8481302000	Check (nonreturn) valve,copper/copperalloy, internal diameter < 2	8 048	181 633	59 499	1 405 590
8481303000	Check (nonreturn) valve of plastics,10cm ? internal diameter ? 25 (	503	35 535	15 927	561 436
8481309000	Other check (nonreturn) valves	244 665	3 344 773	3 541 821	49 081 026
8481401000	Safety/relief valves of copper/copperalloy < 2.5cm	7 118	103 283	203 353	2 487 428
8481402000	Safety/relief valves of plastics10cm ? internal diameter ? 25 cm	199	3 244	17 722	2 803 640
8481409000	Oth safety/relief valves	318 325	14 388 447	4 213 948	44 719 660
8481801100	Valves for inner tube of copper/copperalloys	245 769	2 388 228	2 140 436	22 672 336
8481801200	Valves for inner tubes of oth materials	85 036	525 720	542 434	4 855 098
8481801300	Valves for tubeless tyres of copper/copper alloys	0	19 700	0	356 672
8481801400	Valves for tubeless tyresof oth materials	18 099	198 595	177 050	1 616 186
8481802100	Lpg cylinder valv of cooper/cooper alloyhaving inlet&outlet intl dia	0	39 329	0	215 537
8481802200	Lpg cylinder valv of cooper/cooper alloyhaving inlet&outlet intl dia	293	44 291	19 517	160 811
8481803000	Cocks/valves,whether/not fitted withpiezo elect igniters for gas str	43 535	463 213	508 190	2 484 867
8481804100	Soda water bottle valve;gas operat, ofplastic, 1 cm < internal diam	279	1 342	473	20 550
8481804900	Oth soda water bottle valves;gas operatebeer dispensing units	324 245	1 880 994	1 890 480	15 216 911
8481805100	Mixing tapes and valves,of plastic,1 cm< internal diameter ? 2,5cm	12 261	183 823	15 575	415 649
8481805900	Others mixing tapes and valves	236 182	2 400 075	345 063	4 736 828
8481806100	Water pipeline valve,manual operate,5cm<inlet/outlet int diamtr	37 262	179 847	1 090 870	2 442 507
8481806200	Cast iron gate valve,inlet diamtr? 4cm&cast iron butterfly valve,inl	281 798	2 245 217	1 600 041	15 493 773
8481806300	Cast iron gate valve,inlet diamtr<4cm &cast iron butterfly valve,inl	83 975	2 471 268	1 176 167	19 816 442
8481806400	Hog nipple waterer,of plastics,1 cm ? internal diameter < 2,5 cm	0	8 575	0	172 562
8481806500	Other hog nipple waterers	36 451	270 008	400 003	2 371 148
8481806700	Other nipple joint valves	20 792	408 015	55 516	2 793 758
8481807100	Ball valves,of plastics,1 cm ? internal diameter < 2,5 cm	84 626	1 013 498	297 244	4 079 496
8481807200	Other ball valves	517 388	4 542 677	4 237 194	43 163 075
8481807300	Gate valve,manual operate,of iron/steel,5cm ?inlet/outlet interna	378 568	4 399 584	3 176 940	27 599 955
8481807400	Gate valve,manual operate,of iron/steel,inlet/outlet internal diam	6 476	394 573	211 028	3 411 951
8481807500	Manifold valves of plastics,1 cm ? internal diameter < 2,5 cm	600	15 941	517	93 850
8481807600	Other manifold valves	30 359	559 571	444 585	4 908 530
8481808100	Pneumatic control valve,of plastics, 1 cm ?internal diameter < 2,5	346	72 526	5 377	1 485 555
8481808200	Other pneumatic controlled valve	30 211	263 343	1 073 647	8 205 191
8481808300	Oth valve of plastic,inlet diamtr>=1cm, outlet diamtr ? 2,5 cm	3 050	97 691	3 936	178 395
8481808400	Oth valve of plastic,inlet diamtr>=1cm, outlet diamtr > 2,5 cm	4 367	31 922	95 397	480 696
8481808700	Fuel cut-off valve plastic for vehiclefor transport of persons/goods	6 732	59 646	64 513	726 944
8481808800	other fuel cut-off valve plastic forvehicle for transport of persons/	51 815	600 519	122 448	3 372 923
8481808900	Other valve of stainless steel/nickle,manual operate,weighting < 3	201 180	1 070 969	599 959	5 466 374
8481809100	Water taps of copper or copper alloywith an internal diameter ? 2	276 246	2 228 398	2 050 351	21 104 402
8481809200	Fuel cut-off valves for vehicle	4 956	134 113	100 821	2 368 715
8481809900	Other Fuel cut-off for vehicle	1 061 740	11 119 693	21 178 796	242 839 327
8481901000	Parts of housing for sluice/ gate valvesan internal diameter ? 25 m	28 944	253 894	418 888	4 446 075
8481902100	Parts bodies valves, for water taps	5 895	70 674	13 286	323 578
8481902200	Parts bodies valve for LPG cylinder	3 916	46 993	113 311	987 145
8481902300	Other bodies valves not for water taps	6 907	198 303	42 605	1 773 738
8481902900	Others parts for taps, cocks, valves,and similar appliance of int. dir	85 430	1 172 299	1 183 694	17 823 570
8481903100	Valve bodies/stems of inner tube ortubeless tyres valves	11 757	70 103	374 711	2 947 927
8481903900	Oth valve bodies/stems of inner tube ortubeless tyres valves	19 385	403 702	324 111	3 981 023
8481904100	Valve cores of inner tube valves ortubeless tyres valves	17 858	23 270	15 158	108 835
8481904900	Oth valve cores of inner tube valves ortubeless tyres valves	20 743	110 213	111 927	1 428 499
8481909000	Others parts for taps, cocks, valvesand similar appliances	466 629	3 687 760	4 184 249	41 769 594
8482100000	Ball bearings	1 701 794	19 145 402	16 910 646	199 737 935
8482200000	Tapered roller bearings,including coneand tapered roller assembli	227 407	2 552 543	3 470 515	38 044 079
8482300000	Spherical roller bearings	110 527	2 326 731	1 088 124	14 003 579
8482400000	Needle roller bearings	153 050	1 151 918	3 330 278	27 641 373
8482500000	Oth cylindrical roller bearings	113 140	1 454 636	2 845 693	32 758 389
8482800000	Oth,includ.combined ball/roller bearings	1 001 515	11 563 649	8 729 567	95 326 778
8482910000	Balls, needles and rollers	133 731	2 038 435	1 560 629	21 065 055
8482990000	Other parts of ball and roller bearings	713 839	6 349 983	4 592 569	53 686 284
8483101000	Transmission shafts for machinery ofheading 84.29 or 84.30	66 200	1 221 622	1 385 677	22 074 804

**I.3. IMPOR MENURUT KOMODITI / IMPORT BY HS COMMODITY**  
**\*\*\* NOVEMBER/NOVEMBER 2012 \*\*\***

HS	Uraian Komoditi Commodity Description	Berat Bersih / Net Weight (Kg)		Nilai / Value C.I.F (US\$)	
		Bulan ini Current Month	Kumulatif Cum.Jan. to date	Bulan ini Current Month	Kumulatif Cum.Jan. to date
8483102400	Transmission shaft for vehicles of motorcycles, auxiliary motor	1 047 644	14 216 749	7 809 691	84 252 275
8483102500	Transmission shafts for vehicles of a cylinder capacity < 2000 cc	432 846	4 758 142	3 950 609	49 553 402
8483102600	Transmission shafts for vehicles of 2000 cc < cylinder capacity? 300	69 340	630 666	773 938	8 558 155
8483102700	Transmission shafts for vehicles of a cylinder capacity > 3000 cc	182 729	2 584 970	2 826 345	38 275 879
8483103100	Transmission shafts for marine propulsion engines of an output?2	0	22 714	0	25 543
8483103900	Transmission shafts for marine propulsion engines of an output>2	70 137	817 369	1 259 418	11 559 863
8483109000	Other transmission shafts	1 177 286	10 551 565	17 204 399	140 165 081
8483202000	Bearing housing incorp. ball or rollerbearings for mach.of bulldozer	848	17 745	21 319	217 584
8483203000	Bearing housing incorp. ball or rollerbearings for mach.of vehicles	18 248	301 385	297 432	4 390 832
8483209000	Other bearing housing incorp. ball or roller	289 981	2 544 775	963 754	10 003 001
8483302000	Bear'g hous'g not incorp.ball or rollerbearings for mach.of head 84	18 201	264 603	234 191	2 999 270
8483303000	Bear'g hous'g not incorp.ball or rollerbearings for eng.of vhl of ch	64 318	736 400	821 485	11 638 174
8483309000	Other bearing housing not incorp.ball or roller bearings; plain shafts	265 538	3 369 184	2 221 527	29 064 916
8483402000	Gear&gearing oth than toothed wheels,for marine vessels	277 931	2 988 965	3 753 612	20 156 013
8483403000	Gear&gearing oth than toothed wheels,for machinery of moving g	185 437	4 336 595	3 053 354	57 797 790
8483409000	Gear&gearing oth than toothed wheels,for oth mar.vsl/mach of m	1 907 671	24 994 264	25 881 515	336 493 149
8483500000	Flywheels&pulleys,including pulley block	627 364	6 235 447	5 121 951	63 522 591
8483600000	Clutches & shaft couplings(including universal joints)	360 150	4 695 047	4 769 856	53 597 808
8483901100	Parts of goods of transmission shaftsfor pedestrian/agricultural tra	15 280	99 474	247 654	651 995
8483901300	Parts of goods of transmission shaftsfor oth. tractors of pedestrian	902	207 742	4 607	5 327 091
8483901400	Parts of goods of transmission shaftsfor goods of motorcycles	52 002	407 154	121 361	1 954 176
8483901500	Parts of goods of transmission shaftsfor other goods of vehicle anc	138 128	1 535 815	2 259 360	25 381 210
8483901900	Oth. parts of goods of trans. shafts	187 595	1 710 192	1 133 673	10 918 283
8483909100	Oth toothed wheels, chain sprockedfor goods of pedestrian/agric	506	1 582	455	58 238
8483909300	Oth toothed wheels, chain sprockedfor oth.tractors of pedestrian	0	9 323	0	25 006
8483909400	Oth toothed wheels, chain sprockedfor goods of motorcycles	97 142	869 229	626 356	6 793 953
8483909500	Oth toothed wheels, chain sprockedfor other goods of vehicles ar	201 233	1 772 596	3 585 381	30 615 327
8483909900	Oth toothed wheels, chain sprocked	314 757	3 771 671	1 623 456	21 729 257
8484100000	Gaskets&similar joint metal sheetingcombined with oth material;/	358 491	3 378 483	5 862 743	63 583 283
8484200000	Mechanical seal	53 958	777 135	1 154 835	30 244 135
8484900000	Oth.gasket&similar joints of metal sheetcombined with oth materi	210 110	3 401 430	4 899 516	59 081 220
8486101000	Apparatus for rapid heating of semi-conductor wafers	2 794	97 360	262 958	3 021 899
8486102000	Spin dryers for semiconductor waferprocessing	220	53 442	5 336	403 077
8486103000	Machines for working by laser/oth lightin the prod.of semiconduc	1 940	9 854	275 000	583 579
8486104000	Mach. & app for sawing monocrystal semi-ond. boules into slice, w	2 557	13 281	260 000	665 952
8486105000	Grinding, polishing,lapping machines forproc. of semiconductor	13	10 874	970	112 218
8486106000	Apparatus for growing/pulling mono-crystal semiconductor boules	20	1 409	1 768	85 743
8486109000	Oth machines&apparatus for the manu-facture of boules or water	12 858	121 775	178 908	3 164 847
8486201100	Chemical vapour deposition app. for semiconductor production	0	11	0	1 532
8486201200	Epitaxial deposi'n mach. smcndctor wfr;spinner for coat'g photogr.	0	9 016	0	351 950
8486201900	Other film formation equipment	0	5 545	0	344 514
8486202100	Ion implanters for doping semiconductormaterials	0	46	0	1 155
8486202900	Other doping equipment	0	159	0	899
8486203100	Deflash mach.;spraying appliances forcleaning metal leads&semic	2 691	57 795	4 942	1 690 738
8486203200	Equipment for dry-etching patterns onsemiconductor materials	0	1 756	0	18 633
8486203300	Apparatus for wet etching, developing,stripping,cleaning semicon	129	8 295	4 003	117 670
8486203900	Other etching and stripping equipment	0	10 539	0	133 900
8486204100	Direct write-on-wafer apparatus	0	903	0	17 059
8486204200	Step and repeat aligners	0	5	0	212
8486204900	Other lithography equipment	85	170	311	6 338
8486205100	Dicing machines for scribing/scoringsemiconductor wafers	1	2 212	44	60 075
8486205900	Other equipment for dev. exposed wafers	0	2 172	0	1 412 813
8486209100	Lasercutters for cut contact. tracks insemiconductor prod. by laser	10 600	14 347	296 568	483 362
8486209200	Machines for bending, folding and straightening semiconductor lea	0	4 063	0	366 689
8486209300	Resistance heated furnaces, ovens formfcture of semicon dvc on s	608	2 595	4 062	79 018
8486209400	Inductance/dielectric furnace, oven formfcture of semicon dvc on	0	722	0	242 350
8486209500	Auto-mach. for the placement/removal ofcomp./contact element	81	2 452	34 578	162 591
8486209900	Other mach. & apprts for the mnfact ofsemicon. devices/of elect i	4 816	41 229	476 844	1 717 550
8486301000	Apparatus for dry etching patterns onflat panel display substrates	3	7 358	1 585	84 819
8486302000	App. for wet etch, develop, stripping or cleaning flat panel displa	0	8	0	180
8486303000	Chemical vapour deposition app.to prodsp spinners for coat,physic di	72	289	1 103	5 874
8486309000	Othetr mach. and app. for the manufacture of flat panel displays	17	5 068	5 896	288 688
8486401000	Focused ion beam milling mach to prodce,repair mask,reticle for p	0	3 382	0	305 315
8486402000	Die attach,bonders, for assem. Smcondtormatic mach.for transpor	3 024	81 298	307 245	5 974 679
8486403000	Moulds for manufact. of semiconductordevices	503	27 845	1 412	354 453
8486404000	Optical stereoscopic microscopes fittedwith equip.spec'ly dsnged (	43	407	1 866	24 741
8486405000	Photomicrographic microscope with equipspecifically designed of	0	95	0	9 972
8486406000	Electron beam microscopes with equipspecifically designed of smc	0	197	0	5 195
8486407000	Pattern generating app for produce maskor reticle from phtoresis	0	235	0	3 126
8486409000	Other machines and apparatus specifiedin note 9(c) to this chapte	14	25 896	6 421	1 654 598
8486901100	Parts and accessories of app for rapidheating of semiconductor wa	67	6 224	8 730	212 133



**I.3. IMPOR MENURUT KOMODITI / IMPORT BY HS COMMODITY**  
**\*\*\* NOVEMBER/NOVEMBER 2012 \*\*\***

HS	Uraian Komoditi Commodity Description	Berat Bersih / Net Weight (Kg)		Nilai / Value C.I.F (US\$)	
		Bulan ini Current Month	Kumulatif Cum.Jan. to date	Bulan ini Current Month	Kumulatif Cum.Jan. to date
8486901200	Parts & accessories of spin dryersfor semiconductor wafer prosesii	6	2 051	105	57 912
8486901300	Parts&access.of mach. for work by laseror oth.lead or photobeam	841	5 130	16 127	140 855
8486901400	Tool holders&self-open diehead, workholders; dividing heads for	60	678	8 737	123 588
8486901500	Oth parts, access.of mach. for machinetools	139	5 226	14 493	466 280
8486901600	Parts & access.of grind, polish, lap mac for processing of semicon.	10	103 973	33	682 108
8486901700	Parts & access.of app for grow/pullingmonocrystal semiconductor	0	39	0	2 800
8486901900	Oth parts, access.of mach. and app. forthe manufact. of boules/wa	9 263	19 114	73 568	379 087
8486902200	Parts & access. of epitaxial depo. mach,spinner for coat photo. em	0	6 703	0	57 430
8486902300	Parts & access. of ion implanter fordopping of app for phys.l depo,	3 888	55 483	8 347	114 149
8486902400	Tool holder/self-open diehead; of sprayer etch,strip s-wafer,dry-el	1	15 046	102	619 407
8486902500	Oth parts & access. of dicing machinesfor scrib/scoring smconduct	2 100	15 153	279 220	840 197
8486902600	Tool holder/self-open diehead,dividingheads&oth spec atthcm for	1 007	18 507	111 533	990 875
8486902700	Other part and accessories of tool holdrselp open diehead, dividin	238	3 638	7 446	335 137
8486902800	Part & access of resistance heated furnaces&ovens for the mnfctre	0	36 306	0	46 709
8486902900	Oth part & acces of mach & app.for mnfctof smcndctre dvces/of e	50	387	267	8 962
8486903100	Part&access of app for dry etching pttrnon flat panel display subst	0	1 461	0	36 357
8486903200	Tool holder/self-open dieheads,work hldrdividing heads&oth spec	0	31 710	0	489 591
8486903300	Oth. part&access of app for dry/wetetching&oth special atthc for	0	598	0	4 105
8486903400	Part & access of chemical vapour deposition for flat panel display	0	104	0	656
8486903500	Part & access of spinners for coat.photoemuls/app.phys depo on f	0	2	0	2 785
8486903900	Oth part & access of mach and apparatusfor the manufact. of flat j	218	1 131	7 176	74 075
8486904100	Part & acces of focused ion beam millingmach to produce, repair r	4	17 642	450	177 691
8486904200	Part&acces of die attach app, auto-tapewire bonder, encapsul equ	172	4 194	38 098	344 169
8486904300	Part&acces of auto-mach transport, handstorage of smcndctor, w	0	21 969	0	1 274 216
8486904400	Part&acc of optic stereoscop microscopewith equip to hndle/tran	0	124	0	528
8486904600	Part & acces of pattern generating app.used to prod masks/rctl frc	0	493	0	130 388
8486904900	Oth part and acces of other mach & appspecified in note 9(c) to th	3 706	107 335	191 190	5 171 024
8487100000	Ships/boats propellers and blades thrfor	71 523	1 329 122	657 948	16 588 992
8487900000	Oth mach. parts, not cont. electric con-necter,insulator,coil, oth el	240 610	2 623 144	4 248 485	51 285 738
8501102100	Stepper motors dc an output ? 37.5 wof ac, refrigerator,domesetic	5 515	461 620	130 878	7 171 449
8501102900	Oth. Stepper mtr dc an output ? 37.5 w	34 697	204 061	573 807	3 421 829
8501103000	Spindle motors dc an output? 37.5 w	1 494	49 521	139 463	2 054 231
8501104100	Others spindle mtr dc an output? 37.5 wof ac, refrigerator,domes	45 586	646 273	941 576	12 228 928
8501104900	Others motors dc of an output?37.5w	184 460	1 794 745	2 549 848	27 490 701
8501105100	Stepper universal (AC/DC) motorsof ac, refrigerator,domesetic ap	6 230	17 745	24 511	266 213
8501105900	Oth.stepper universal (AC/DC) motors	1 996	80 021	21 107	1 164 951
8501106000	Spindle universal (AC/DC) motors ofan output =<37.5w	777	35 611	24 600	800 061
8501109100	Others spindle (AC/DC) motors of headingof ac, refrigerator,dome	1 159	130 069	46 151	2 990 722
8501109900	Others spindle (AC/DC) motors	358 109	2 903 760	5 478 543	35 853 463
8501201200	Universal AC/DC mtrs of an output>37.5 w	102 737	867 196	85 556	807 201
8501201900	Other universal AC/DC mtrs ofan output > 37,5 w	177 763	885 013	228 846	1 907 910
8501202100	Universal (AC/DC) motors ofan output > 1 kw	90	917	1 419	12 471
8501202900	Other universal (AC/DC) motors ofan output > 1 kw	28 673	232 437	518 741	2 266 592
8501313000	Motor DC , generator DC an output?750 w	236 664	1 396 824	821 987	10 425 645
8501314000	Oth.mtr dc, genrator dc an output? 750 w	202 949	1 635 828	1 833 457	17 195 238
8501315000	Generator DC an output ? 750 w	39 814	527 025	2 599 250	10 327 640
8501321100	Motor of kind used of ac, refrigerator,domesetic appl.elct output >	4 714	250 008	22 348	384 395
8501321200	Other motor dc an output > 37.5 kw	6 305	686 015	157 885	2 651 811
8501321300	Other Generator dc an output>37.5 kw	16 905	217 218	352 578	1 297 902
8501329100	Other motor of kind used of ac, refrig. domesetic appl.elct output	0	370	0	4 151
8501329200	Oth motor dc 37.5 kw<output?75 kw	14 905	130 303	45 573	1 176 836
8501329300	Oth generator dc 37.5 kw<output?75 kw	16 874	275 636	74 379	4 935 346
8501330000	Motor dc, Generator dc75 kw < an output ? 375 kw	51 678	226 283	322 987	2 398 946
8501340000	Motor dc, Generator dcan output > 375 kw	181 244	372 520	845 874	2 596 514
8501401100	Motors AC, single-phase ofan output ? 1 kw	367 548	4 132 790	1 151 229	12 023 771
8501401900	Other motor AC, single-phase ofan output ? 1 kw	1 603 452	12 455 349	3 900 891	35 994 155
8501402100	Motor AC, single-phase ofan output > 1 kw	19 617	94 085	153 265	1 160 979
8501402900	Oth AC motors, single-phase ofan output > 1 kw	276 648	1 990 393	298 297	3 694 987
8501511100	Motor ac, multi-phase ofan output ? 750 w	35 421	674 508	140 316	1 656 665
8501511900	Other motor ac, multi-phase ofan output ? 750 w	98 144	1 965 871	401 462	6 132 181
8501521100	Motor ac, multi-phase of750 w < an output ? 1 kw	2 353	92 852	23 435	429 547
8501521900	Other motor ac, multi-phase of750 w < an output ? 1 kw	112 402	1 625 443	687 166	9 017 370
8501522100	Motor ac, multi-phase of1 kw < an output ? 37.5 kw	52 832	868 704	237 137	3 786 595
8501522900	Other motor ac, multi-phase of1 kw < an output ? 37.5 kw	484 657	7 275 940	2 598 263	23 795 377
8501523100	Motor ac, multi-phase of an output > 37.5 kw	18 384	648 652	63 155	2 050 324
8501523900	Other motor ac, multi-phase of an output > 37.5 kw	68 350	1 654 054	411 157	7 345 955
8501530000	Motor ac of an output > 75 kw	245 217	3 032 238	1 469 465	23 616 084
8501611000	Generator ac of an output ? 12.5 kva	279 499	2 459 651	713 318	10 270 592
8501612000	Generator ac of an output > 12.5 kva	282 732	2 764 576	560 629	5 752 671
8501621000	Generator ac of75 kva < an output ? 150 kva	24 760	446 122	736 149	2 796 432
8501629000	Generator ac of150 kva < an output ? 375 kva	65 013	473 198	179 674	1 745 625

**I.3. IMPOR MENURUT KOMODITI / IMPORT BY HS COMMODITY**  
**\*\*\* NOVEMBER/NOVEMBER 2012 \*\*\***

HS	Uraian Komoditi Commodity Description	Berat Bersih / Net Weight (Kg)		Nilai / Value C.I.F (US\$)	
		Bulan ini Current Month	Kumulatif Cum.Jan. to date	Bulan ini Current Month	Kumulatif Cum.Jan. to date
8501630000	Generator ac of 375 kva < an output ? 750 kva	37 401	334 837	116 324	1 403 166
8501640000	Generator ac of an output > 750 kva	60 971	2 012 537	597 463	22 549 840
8502110000	Electric generating sets & rotary conv. of an output < 75 kva	730 318	9 808 906	2 830 712	43 028 923
8502121000	Electric generating sets & rotary conv. 75 kva < an output ? 125 kva	238 360	3 001 063	2 406 543	14 913 902
8502122000	Electric generating sets & rotary conv. 125 kva < an output ? 375 kva	393 373	3 325 535	1 964 859	22 840 534
8502131000	Electric generating sets & rotary conv. of an output > 12500 kva	216 353	2 519 189	2 763 109	29 095 721
8502139000	Oth. elect generating sets & rotary conv. of an output > 12500 kva	1 596 038	21 880 355	15 166 652	231 493 564
8502201000	Generating sets with spark-ignit interncombust piston output ? 75 kva < ou	971 489	11 220 012	1 863 766	25 774 215
8502202000	Generating sets with spark-ignit interncombust piston 75 kva < ou	73 835	1 003 781	72 937	1 524 610
8502203000	Generat sets with spark-ignition interncombust pist 100 kva < output	646 038	3 686 059	15 555 166	61 616 776
8502204100	Generat sets with spark-ignition interncombust piston output > 12 kva	20	20	4 020	4 020
8502204900	Oth. gnrating sets with spark-ign interncombust piston output > 12 kva	327 679	6 551 938	578 428	15 650 796
8502311000	Oth generating sets wind-powered of an output ? 10000 kva	398	81 688	40 992	2 532 954
8502391000	Oth generating sets not wind-powered of an output ? 10 kva	1	22 744	257	221 822
8502392000	Oth generating sets not wind-powered of 10 kva < output ? 10000 kva	1 521 723	6 815 778	4 660 279	76 607 807
8502393100	Oth generating sets not wind-powered of an output > 12500 kva	0	1 753 641	0	55 273 162
8502393900	Oth generating sets not wind-powered of an output > 10000 kva	29 007	3 481 678	236 234	17 839 630
8502400000	Electric rotary converters	1 813	36 946	54 386	1 062 490
8503001000	Parts used in manufacture elct. motor, generator of output > 10000 kva	185 706	2 444 477	1 370 087	17 484 936
8503009000	Oth parts in manufacture electric motor generator of output > 10000 kva	863 765	12 342 758	9 858 315	125 529 572
8504100000	Ballasts, for discharge lamps or tubes	463 329	3 465 625	2 509 936	20 675 392
8504211000	Step-voltage regulators; instrument transformer with a power handling capacity	6 673	1 054 228	102 399	7 176 897
8504219200	Liquid dielect transformer with handlingcap>10kva and high side voltage	121 658	413 581	5 489 554	8 345 060
8504219300	Liquid dielect transformer with handlingcap>10kva and 66 kva < high side voltage	132 040	163 127	1 018 753	1 686 304
8504219900	Oth Liquid dielectric transformer handling capacity ? 650 kva	167 799	4 485 177	1 943 164	19 841 433
8504221100	Step-voltage regulators of high side voltage 66 kv or more	20 709	45 309	26 390	1 061 396
8504221900	Step-voltage regulator of a high side voltage < 66 kv	121 081	778 044	1 631 027	9 051 978
8504229200	Oth stepvoltage regltor of a high side 110 kv < voltage ? 650 kv	0	14 312	0	158 409
8504229300	Oth stepvoltage regltor of a high side 66 kv < voltage ? 110 kv	0	3 470	0	127 081
8504229900	Oth stepvoltage regltor of a high side 650 kv < voltage ? 10000 kv	464	800 705	21 086	3 059 975
8504231000	Liquid dielectric transformers, power handling capacity ? 15000 kv	1 312 050	8 358 325	5 737 010	51 637 640
8504232100	Liquid dielectric transformers, power 15000 < handling capacity ?	0	464 741	0	2 655 855
8504232200	Liquid dielectric transformers, power 20000 < handling capacity ?	0	415 565	0	2 865 510
8504232900	Oth liquid dielectric transformers power handling capacity > 30000 kv	961 662	4 667 571	4 622 154	35 529 449
8504311100	Instrument potential transformer with rating voltage ? 110 kv	14 433	423 940	224 403	4 903 384
8504311200	Instrument potential transformer with 66 kv ? rating voltage < 110 kv	0	38 645	0	1 866 929
8504311300	Instrument potential transformer with 1 kv ? rating voltage < 66 kv	1 002	8 206	12 304	137 322
8504311900	Oth. instrument potential transformer	2 828	307 762	57 649	3 129 231
8504312100	Ring current transformers with voltage rating ? 110 kv	32 924	307 075	494 718	4 845 735
8504312200	Oth ring current transformers	18 175	181 214	282 136	2 802 048
8504312300	Instrument current transformers with 66 kv ? rating voltage < 110 kv	0	7 000	0	64 791
8504312400	Instrument current transformers with 1 kv ? rating voltage < 66 kv	0	160 991	0	4 797 377
8504312900	Oth instrument current transformers with	18 075	662 771	410 202	5 257 766
8504313000	Flyback transformer power handling capacity ? 1 kva	21 230	217 737	226 370	2 192 479
8504314000	Intermediate frequency transformer power handling capacity ? 1 kva	39 192	339 972	445 812	5 382 389
8504319100	Oth transformers of kind used toys, scales or similar recreational models	59 095	278 529	497 534	3 698 720
8504319200	Oth matching transformer having power handling capacity ? 1 kva	49 503	433 413	451 291	4 543 917
8504319910	Step up/down transformer, slide regulator stabilizer handling capacity	332 558	2 538 691	1 230 807	12 950 943
8504319990	Oth transformers having power handling capacity ? 1 kva	157 653	1 209 608	1 991 567	13 548 559
8504321100	Matching transformers, power handling 1 kva < capacity ? 5 kva	6 248	73 892	79 113	954 628
8504321900	Oth matching transformers, pwr handling 1 kva < capacity ? 5 kva	9 680	178 533	54 177	1 101 849
8504322000	Oth transformers of kind used toys, scales or similar recreational models	288	38 300	2 219	158 221
8504323000	Oth matching transformers minimum freq. 3 mhz & power handling capacity ?	80	4 765	6 930	76 176
8504324100	Matching transformers of power handling 5 kva < capacity ? 10 kva	10 658	152 726	133 042	2 019 245
8504324900	Oth matching transformer of pwr handling 5 kva < capacity ? 10 kva	1 718	28 365	7 721	459 434
8504325100	Matching transformers, power handling 10 kva < capacity < 16 kva	0	95	0	1 506
8504325900	Oth matching transformers, power handling 10 kva < capacity < 16 kva	4 543	84 445	108 926	1 859 169
8504331100	Matching transform. side voltage ? 66 kv	0	19 979	0	940 751
8504331900	Oth matching transform. high side voltage ? 66 kv 16 kva < capacity ? 500 kv	28 732	295 075	346 576	3 808 102
8504339100	Matching transformers power handling 16 kva < capacity ? 500 kv	2 280	30 450	34 456	327 610
8504339900	Oth matching transformers power handling 16 kva < capacity ? 500 kv	27 533	336 366	532 013	3 874 585
8504341100	Matching transform. side voltage ? 66 kv 10000 kva < power cap ?	0	49 848	0	741 415
8504341200	Oth matching transformers power capacity > 500 kva	8 726	645 941	146 799	7 620 115
8504341300	Oth matching transform. side volt < 66 kv 10000 kva < power cap ?	80	11 904	958	200 765
8504341400	Oth instrum transform. side voltage < 66 kv power capacity > 15000 kv	26 550	378 539	872 808	4 598 828
8504342200	Matching transformer with high side voltage ? 66 kv	0	115 546	0	2 952 467
8504342300	Oth instrument transform. with high side voltage ? 66 kv	0	7 010	0	11 500
8504342400	Matching transformer hav'g a power handling capacity > 15000 kva	0	31	0	398
8504342900	Oth instrument transformer hav'g a power handling capacity > 15000 kva	14 094	387 396	74 364	3 183 212
8504401100	Uninterrupted power supplies (ups)	482 339	5 434 160	4 627 179	48 130 459
8504401900	Oth uninterrupted power supplies	421 253	2 736 441	6 632 462	59 899 520

**I.3. IMPOR MENURUT KOMODITI / IMPORT BY HS COMMODITY**  
**\*\*\* NOVEMBER/NOVEMBER 2012 \*\*\***

HS	Uraian Komoditi Commodity Description	Berat Bersih / Net Weight (Kg)		Nilai / Value C.I.F (US\$)	
		Bulan ini Current Month	Kumulatif Cum.Jan. to date	Bulan ini Current Month	Kumulatif Cum.Jan. to date
8504402000	Battery chargers having a rating>100 kva	48 866	1 006 313	599 044	7 895 821
8504403000	Other rectifiers	43 526	1 075 634	1 399 848	24 168 627
8504404000	Inverters	72 103	727 824	1 993 170	16 239 144
8504409000	Other static converter for automaticdata processing machines&ur	261 488	2 962 423	2 916 834	40 388 774
8504501000	Inductors for power supply for automaticdata process mach&unit	41 961	977 140	1 135 259	53 802 264
8504502000	Chip type fixed inductors	21 690	467 644	956 671	17 940 548
8504509300	Other inductors, with power handlingcapacity ? 2500 kva	24 942	256 953	707 043	8 354 189
8504509400	Other inductors, with power handling2500 kva < capacity ? 10000	39	4 314	749	35 289
8504509500	Other inductors, with power handlingcapacity > 10000 kva	2 448	29 005	87 110	770 160
8504901000	Parts of goods of subheading 8504.10	3 792	59 863	46 613	815 182
8504902000	Parts of printed circuit assmb good subheading 85044011,850440	65 110	379 824	562 472	4 227 959
8504903100	Radiator panel,flat tube radiator assembfor distrib&power transfo	102 945	1 577 863	254 376	3 109 642
8504903900	Oth part of electrical transformers ofa capacity ? 10,000 kva	71 581	740 253	415 119	8 308 221
8504904100	Radiator panel,flat tube radiator assembfor distrib&power transfo	17 613	241 757	58 299	635 198
8504904900	Oth radiator panel a capacity >10000 kva	4 062	743 118	36 999	5 612 671
8504905000	Other, for inductors of capacity ? 2500kva	12 651	51 828	156 079	1 048 449
8504906000	Other, for inductors of capacity > 2500kva	224	7 873	70 254	556 143
8504909000	Other parts of electrical transformers,static converters & inductor	431 314	8 330 417	2 478 439	53 037 161
8505110000	Permanent magnet of metal	516 282	4 901 786	5 504 293	57 501 362
8505190000	Permanent magnet not of metal	600 102	10 426 478	3 683 888	59 588 644
8505200000	Electro magnetic couplings, clutches andbrakes	49 469	607 259	693 174	8 563 299
8505900000	Other electro magnetic including parts	226 925	2 569 115	3 300 697	36 534 283
8506101000	Manganese dioxide having external volume?300 cm3 of primary c	38 261	1 016 400	303 455	10 645 352
8506109000	Manganese dioxide having external volume> 300 cm3 of primary	63 453	1 109 800	769 775	8 810 760
8506300000	Mercuric oxide of primary cell/batteries	8	17	989	1 601
8506400000	Silver oxide of primary cell/batteries	1 540	7 621	13 108	401 210
8506500000	Lithium of primary cell/batteries	18 068	78 260	1 658 511	5 835 861
8506601000	Air-zinc of primary cell/batterieshaving an external volume ? 300 c	0	41	0	10 361
8506609000	Air-zinc of primary cell/batterieshaving an external volume > 300 c	1 892	71 039	41 075	392 629
8506801000	Zinc carbon, having an externalvolume ? 300 cm3 of primary cell/t	0	53 943	0	77 785
8506802000	Zinc carbon, having an externalvolume > 300 cm3 of primary cell/t	1 758	40 760	68 532	4 326 827
8506809100	Other primary cell/batterieshaving an external volume ? 300 cm3	5 275	266 877	24 212	1 672 620
8506809900	Other primary cell/batterieshaving an external volume > 300 cm3	204 177	1 595 475	14 179 417	52 967 040
8506900000	Parts of primary cells/batteries	94 561	686 172	1 128 920	10 392 278
8507101000	Lead-acid, for starting piston enginea kind used for aircraft	170	8 741	10 129	107 824
8507109200	Lead-acid, for starting piston engineused not for aircraft of height	815	180 531	10 154	828 979
8507109300	Lead-acid, for starting piston engineused not for aircraft of height	145 548	1 729 256	852 499	7 374 238
8507109400	Oth lead-acid, for start piston engineused not for aircraft of heigh	0	877	0	1 917
8507109900	Oth lead-acid, for start piston engineused not for aircraft of heigh	721 033	4 229 283	2 026 776	13 610 225
8507201000	Oth lead-acid accumulator of a kind usedfor aircraft	2 672	42 810	42 424	420 239
8507209100	Oth lead-acid accumulator of a kind used13 cm < height ? 23 cm	4 469	1 316 873	24 307	4 532 000
8507209200	Oth lead-acid accumulator of a kind useda height > 23 cm	1 126 550	7 143 171	4 034 783	24 011 065
8507209300	Oth lead-acid accumulator of a kind usednot for aircraft 13 cm < t	0	203 939	0	680 565
8507209900	Oth lead-acid accumulator of a kind usednot for aircraft a height >	1 153 368	14 070 248	4 876 170	66 584 094
8507301000	Nickel-cadmium of a kind used foraircraft	87	17 655	11 069	96 408
8507309000	Other nickel-cadmium of a kind used foraircraft	18 692	198 550	147 256	1 536 846
8507401000	Nickel-iron of a kind used for aircraft	0	4 208	0	224 160
8507409000	Oth nickel-iron of a kind used foraircraft	5 890	69 562	275 221	3 190 568
8507500000	Nickel metal hydride	53	7 762	4 676	157 789
8507601000	Lithium ion accumulators of a kind usedlaptops includ notebook, s	774	19 427	41 854	1 111 709
8507609000	Other lithium ion accumulators	20 753	286 065	173 590	23 118 941
8507801000	Oth accumulator of a kind used foraircraft	92	3 886	26 260	434 889
8507809100	Other accumulator of a kind used forlaptops including notebook, s	1 256	123 963	20 656	743 234
8507809900	Other accumulator of a kind used not forlaptops including notebo	227 396	2 381 504	575 412	17 298 039
8507901100	Plates of goods of other electricaccumulators, include separators t	146	44 531	9 698	123 339
8507901900	Other of plate	60 412	618 079	235 979	2 212 723
8507909100	Other parts of a kind used for aircraft	0	744	0	9 326
8507909200	Battery separators,ready for use ofmaterial other than poly(vinyl c	163 817	2 688 963	1 041 622	9 686 429
8507909300	Part of goods of electric accumulatorinclude separators thereor, w	22 476	316 153	219 044	8 546 499
8507909900	Oth part of electric accumulator include separators thereor, whett	77 557	1 115 792	1 020 748	14 149 847
8508110000	Vacuum cleaner with self-contain elcmtra power ? 1500 w, capaciti	151 813	1 019 564	657 401	6 036 122
8508191000	Oth vacuum cleaners with self-containedelec.mtr a kind suitable for	25 583	184 676	192 282	1 176 301
8508199000	Oth vacuum cleaners not for domestic use	21 217	98 832	73 071	527 101
8508600000	Other vacuum cleaners	19 168	370 436	228 283	3 481 091
8508701000	Parts of vacuum cleaners capcty ? 20 lor a kind suit.for domestic u	3 793	43 878	87 533	1 092 196
8508709000	Other parts of vacum clean capcty ? 20 lor a kind suit.for domestic	8 574	38 284	63 836	418 212
8509400000	Food grinder&mixer,fruit/vegetable juiceextract with self-containe	508 709	5 028 159	2 972 488	29 484 092
8509801000	Floor polishers with self-containedelectric motor	14 202	194 195	26 792	1 057 355
8509802000	Kitchen waste disposerwith self-contained electric motor	668	1 061	9 017	12 740
8509809000	Oth electro-mechanic domestic applianceswith self-contained elec	61 698	507 578	277 543	2 875 595
8509901000	Part of goods of floor polishers	203	9 859	3 596	47 839

**I.3. IMPOR MENURUT KOMODITI / IMPORT BY HS COMMODITY**  
**\*\*\* NOVEMBER/NOVEMBER 2012 \*\*\***

HS	Uraian Komoditi Commodity Description	Berat Bersih / Net Weight (Kg)		Nilai / Value C.I.F (US\$)	
		Bulan ini Current Month	Kumulatif Cum.Jan. to date	Bulan ini Current Month	Kumulatif Cum.Jan. to date
8509909000	Other parts elect. mechanical domestic appliance, with self-cont.e	414 045	4 476 997	991 788	9 253 297
8510100000	Shavers, with self-contained electric motor	1 386	83 991	19 383	1 485 408
8510200000	Hair clippers, with self-contained electric motor	4 635	94 543	23 655	423 536
8510300000	Hair-removing appliances, with self-contained electric motor	119	2 491	7 241	42 014
8510900000	Parts of shavers, hair clippers with self-contained electric motor	3 355	18 323	6 384	92 260
8511101000	Sparking plugs suitable for aircraft engines	25	8 838	18 154	116 006
8511102000	Sparking plugs suitable for motor vehicles engines	7 024	142 865	224 765	2 643 968
8511109000	Other sparking plugs	78 746	679 670	1 078 859	7 159 729
8511201000	Ignition magnetos, magneto-dynamos, magnetic flywheels for aircr	2 262	12 929	4 209	186 887
8511202100	Ignition magnetos, magneto-dynamos, magnetic flywheels unasser	0	183 362	0	1 064 448
8511202900	Oth ignition magnetos, magneto-dynamos, magnetic flywheels	61 266	509 736	675 055	6 234 641
8511209100	Oth ignition magnetos, magneto-dynamos, magnetic flywheels un	2 649	27 384	127 781	1 379 155
8511209900	Oth ignition magnetos, magneto-dynamos, magtic flywheel not for	4 385	71 722	35 248	630 916
8511303000	Other distributors; ignition coils a kind suitable for aircraft/vehicle	2 595	144 431	59 805	3 043 805
8511304100	Unassembled oth. distributor/ignition coil a kind suit. for aircraft/veh	65 867	382 506	1 800 001	8 851 105
8511304900	Unassembled distributors/ignition coil	54 193	875 415	1 213 458	21 077 573
8511309100	Unassembled distributors/ignition coil a kind suit. not for aircraft/vehicle	0	4 449	0	136 613
8511309900	Oth unassembled distributors/ignition coils suitable not for aircraft/veh	71 741	773 992	1 268 854	9 906 191
8511401000	Starter motors & dual purpose starter generator of a kind used air	60	1 444	103 879	2 221 034
8511402100	Other unassembled starter motors for engine vehicle of car, transp	35 704	66 181	307 273	637 780
8511402900	Oth starter motors & dual purpose starter generators	6 999	133 535	53 244	913 243
8511403100	Assembled starters motor for engine of vehicles of tractors	2 553	30 695	28 064	478 135
8511403200	Assembled starters motor for engine of vehicles of car transport pe	323 796	2 984 348	4 210 274	39 575 309
8511403300	Assembled starters motor for engine of vehicles of special cars	139	43 691	5 323	641 803
8511409100	Other starter motor for engine of transport cars person/goods, spesial	15 667	205 998	138 387	1 899 036
8511409900	Other starter motor assembled	170 264	2 427 350	2 850 039	32 445 340
8511501000	Other generator of a kind used for aircraft engines unassembled	242	32 504	4 565	381 668
8511502100	Other generators unassembled for vehicle engine of car, transport	1 079	16 925	5 472	91 187
8511502900	Other unassembled alternators	1 384	73 025	20 824	603 140
8511503100	Assembled alternators for engine vehicle tractors	961	12 622	20 487	275 844
8511503200	Assembled alternators for engine vehicle transportation for perso	404 211	4 189 572	4 644 042	51 882 739
8511503300	Assembled alternators for engine vehicle of special purpose motor	9 636	72 758	145 067	1 029 760
8511509100	Other generators for engine vehicle of transport at'n person/goods	8 202	89 720	59 504	857 755
8511509900	Other generators	104 005	853 697	1 408 520	9 945 331
8511801000	Other equipment of electrical ignition a kind used for aircraft	22	69 696	48 146	1 422 527
8511802000	Other equipment of electrical ignition a kind used for motor vehicle	134 441	1 257 322	1 279 840	10 643 114
8511809000	Other equipment of electrical ignition	44 183	388 493	329 750	2 719 175
8511901000	Parts of goods of elect ignition for use aircraft engines	64	7 604	2 941	222 395
8511902000	Parts of goods of elect ignition for use vehicle engine	370 307	4 943 055	6 956 619	81 236 625
8511909000	Parts of goods of elect ignition for use not for aircraft or vehicle en	249 422	1 619 850	570 106	6 850 907
8512100000	Lighting/visual signalling equipment of a kind used on bicycles	17 851	162 187	85 551	1 226 949
8512202000	Unassembled lighting/visual signaling equipment	337 579	2 354 549	3 262 233	29 427 801
8512209100	Other lighting/visual signalling equip. for motorcycles	98 490	316 339	492 822	2 828 279
8512209900	Other lighting/visual signalling equip.	504 647	5 934 404	7 580 100	89 720 243
8512301000	Horns and serenes, assembled	53 513	577 284	299 896	4 491 765
8512302000	Unassembled sound signalling equipment	56 204	557 659	1 469 406	16 429 503
8512309100	Other sound signal equip. obstacle detect device for vehicles	1 885	20 217	18 029	488 023
8512309900	Other sound signalling equipment	13 275	156 383	274 437	4 288 262
8512400000	Windscreen wiper, defroster & demisters	120 247	1 365 834	1 256 088	15 551 438
8512901000	Parts of goods of lighting or vis. light	221	19 166	6 065	221 667
8512902000	Parts of goods of lighting, sound signal or windscreen wipers, defro:	186 108	2 129 113	3 564 996	38 808 451
8513101000	Miners helmet lamps	3 366	101 871	31 979	1 226 328
8513102000	Quarrymen's lamps	0	84 271	0	176 249
8513109000	Other portable electric lamps	643 003	8 304 967	1 725 475	32 603 690
8513901000	Part of portable elect lamp of miner's helmet or quarrymen's lamp	567	2 834	490	6 772
8513903000	Parts of flashlights reflectors; switch sliders of plastics	63 245	350 934	108 991	815 949
8513909000	Oth part of portable elect lamp designed	161 011	1 228 964	282 898	5 023 482
8514100000	Resistance heated furnaces and ovens	51 010	1 386 395	255 449	13 937 061
8514202000	Electric furnaces or ovens for the manuf of printed circuit board/as:	0	29 609	0	752 500
8514209000	Oth furnaces/oven function by induction or dielectric loss	123 154	954 671	2 174 248	10 075 452
8514302000	Oth elect furnace/oven for the manuf of printed circuit board/:	8 907	61 648	555 980	1 610 699
8514309000	Other furnaces and ovens	191 858	1 996 936	4 104 078	20 391 964
8514400000	Oth equipment for the heat treatment of materials by induction/di	66 622	513 661	1 290 220	7 607 594
8514902000	Part of industrial/laboratory electric furnaces/oven for manufact.o	8 194	87 447	101 590	1 112 656
8514909000	Other industrial/lab. elec. furnaces and ovens incl. by induction or d	152 071	2 743 141	3 182 403	20 048 374
8515110000	Soldering irons and guns	26 203	331 683	84 559	1 252 460
8515191000	Mach and app for soldering component on PCB/printed wiring boa	11 639	155 135	1 151 834	5 456 733
8515199000	Other brazing/soldering machines and apparatus	11 806	215 460	433 789	2 974 870
8515210000	Mach and app for resistance welding of metal, fully or partly auton	74 024	784 886	1 659 096	17 449 547
8515290000	Mach and app for resistance welding of metal, non-automatic	130 623	1 890 432	1 619 446	17 005 051
8515310000	Mach and app for arc welding of metal, fully or partly automatic	37 593	701 919	574 150	11 119 723

**I.3. IMPOR MENURUT KOMODITI / IMPORT BY HS COMMODITY**  
**\*\*\* NOVEMBER/NOVEMBER 2012 \*\*\***

HS	Uraian Komoditi Commodity Description	Berat Bersih / Net Weight (Kg)		Nilai / Value C.I.F (US\$)	
		Bulan ini Current Month	Kumulatif Cum.Jan. to date	Bulan ini Current Month	Kumulatif Cum.Jan. to date
8515391000	AC arc welders, transformer type,non- automatic	42 889	623 345	209 016	4 714 405
8515399000	Oth machine and apparatus for arcwelding of metals, not automat	252 291	3 068 952	1 889 241	22 343 281
8515801000	Electric mach & app for hot spraying of metals/sintered metal cart	4 606	133 875	51 141	1 318 303
8515809000	Oth electric mach & app for hot spraying of metals/sintered metal	51 611	1 371 426	428 652	16 437 047
8515901000	Parts of AC arc welder, transformer type	7 480	382 881	35 796	4 295 922
8515902000	Part of mach&app for soldering componenton PCB/printed wiring	301	32 337	44 282	1 076 983
8515909000	Oth electric machines & apparatus	321 201	4 260 664	2 863 906	37 947 467
8516101010	Water dispenser fitted w/ solely waterheater for domestic use	181 512	1 030 985	918 307	6 664 060
8516101090	Water dispenser fitted w/ solely waterheater for other use	245 621	2 237 271	1 936 284	15 887 489
8516103000	Electric immersion water heaters	1 085	104 655	16 898	565 916
8516210000	Storage heating radiators	0	1 417	0	10 847
8516290000	Oth electric space heating apparatusand electric soil heating appa	11 642	108 205	48 518	988 536
8516310000	Hair dryers	10 975	193 136	115 197	1 829 223
8516320000	Other hair-dressing apparatus	20 284	286 939	106 549	2 087 132
8516330000	Hand-drying apparatus	2 930	64 954	38 239	730 306
8516401000	Elect. smoothing irons of kind designedto use steam from the indu	915	45 250	4 362	211 421
8516409000	Other electric smoothing irons	56 787	399 293	493 444	3 132 402
8516500000	Microwave ovens	105 309	1 141 819	585 065	5 612 410
8516601000	Rice cookers	1 272 860	17 991 309	4 670 664	70 768 103
8516609000	Oth ovens; cookers,cooking plates,boiling rings,grillers & roasters	272 097	2 191 804	1 034 507	9 504 447
8516710000	Coffee/tea makers	12 525	230 376	107 474	2 718 697
8516720000	Toasters	46 485	369 396	246 640	2 119 265
8516791000	Kettles	15 542	287 841	107 703	1 449 381
8516799000	Other electro-thermic appliances	305 884	2 596 993	1 690 285	14 309 039
8516801000	Elect heatin resistor for type-foundingor type-setting mach;for ind	1 250	11 825	52 031	516 009
8516803000	Elect heatin resistor for type-founding/type-setting mach;for dom	106 933	543 966	968 418	5 404 545
8516809000	Other electric heating resistors	40 887	658 116	482 090	9 248 505
8516902100	Sealed hotplates for domestic appliances	1 137	10 482	13 397	111 110
8516902900	Sealed hotplates for other appliances	289 410	3 157 472	789 379	9 263 451
8516903000	Parts of electric instantaneous/storagewater heaters & immersion	163 536	1 136 694	507 192	3 514 025
8516904000	Part of electric heatin resstor for typefounding/type-setting mach	2 286	3 362	4 908	23 146
8516909000	Oth part of electric heating resstor fortye-founding/type-setting i	500 509	6 497 042	4 271 068	55 200 653
8517110000	Line telephone set with cordless handset	2 850	58 034	87 958	2 572 764
8517120000	Telephones for cellular networksor for other wireless networks	1 557 835	16 680 034	166 865 354	2 367 245 926
8517180000	Other telephone sets	48 162	478 286	1 050 395	9 437 365
8517610000	Base stations	111 061	4 559 322	12 727 107	278 620 780
8517621000	Radio transmitters/receivers for simult.interpretaion at multiligual	693	9 379	60 660	619 902
8517622100	Control & adaptor units, incl. gateways,bridges and routers	8 085	147 056	777 233	16 210 354
8517622900	Oth control & adaptor units, includinggateways,bridges and router	2 471	53 682	386 935	39 888 351
8517623000	Telephonic or telegraphic switchingapparatus	5 316	267 118	18 558	6 982 091
8517624100	Modems including cable modemsand modem cards	44 926	6 050 857	4 846 452	48 163 332
8517624200	Concentrators or multiplexers	15 792	369 714	2 452 024	56 104 724
8517624900	Oth app for carrier-current line systemor for digital line systems	1 789	31 653	390 641	11 630 698
8517625100	Wireless LANs	22 646	367 043	1 928 860	13 503 600
8517625200	Transmission/reception app for simult.interpretaion at multiligual	0	4	0	1 351
8517625300	Oth transmission apparatus for radio-telephony/radio-telegraphy	51 713	1 372 975	18 547 044	548 400 430
8517625900	Oth transmission app incorporatingreception apparatus; others	0	1 321	0	421 852
8517626100	Oth transmission apparatus for radio-telephony/radio-telegraphy	0	234	0	21 935
8517626900	Oth transmission apparatus for radio-telephony/radio-telegraphy;	0	4 899	0	252 492
8517629100	Portable receiver for call,alert/pagingand paging alert devices, incl	174	5 641	14 069	406 105
8517629200	Portable receiver for radio-telephonyor radio-telegraphy	472	1 676	220 470	624 605
8517629900	Other portable receivers	53 387	329 467	3 853 635	24 885 398
8517690000	Other apparatus for transmission orreception of voices; others	16 713	99 415	823 970	9 237 739
8517701000	Parts of control and adaptor unitsincluding gateways, bridges, rou	22 668	195 758	2 436 048	41 166 115
8517702100	Parts of cellular telephones	1 769	13 804	100 208	709 618
8517702900	Oth parts of control and adaptor unitsincluding gateways, bridges,	4 729	561 462	314 449	14 730 213
8517703100	Oth PCB of goods for line telephonyor line telegraphy; assembled	3 035	48 196	372 470	5 592 635
8517703200	Oth PCB of goods for radio-telephonyor radio-telegraphy; assembl	417	1 754	129 518	182 473
8517703900	Oth printed circuit board; assembled	186 227	1 474 776	16 955 906	91 385 547
8517704000	Aerials/antennae used w/ app. for radio-telephony or radio-telegr.	147 828	2 456 990	3 012 852	49 373 403
8517709100	Oth aerials/antennae of goods for linetelephony or line telegraphy	60 681	314 770	2 162 708	17 551 321
8517709200	Oth aerials/antennae of goods for radio-telephony or radio-telegr.	445 797	7 972 624	25 948 417	371 570 497
8517709900	Other aerials or antennae	469 122	3 162 746	32 304 849	511 389 912
8518101100	Microphones having a frequency rangeof 300 hz to 3.4 khz	22 880	84 499	103 748	1 209 987
8518101900	Other microphones, whether or notwith their stands	71 547	638 703	278 121	4 034 902
8518109000	Other microphones	11 963	138 590	364 537	4 187 781
8518211000	Box type of single loudspeakers,mounted in their enclosures	48 522	392 118	272 375	2 215 900
8518219000	Oth type of single loudspeakersmounted in their enclosures	119 283	1 474 141	522 295	7 961 611
8518221000	Box type of multiple loudspeakers,mounted in their enclosures	113 741	999 228	496 559	4 933 622
8518229000	Oth type of multiple loudspeakersmounted in their enclosures	181 796	1 941 479	867 286	8 633 117
8518292000	Loudspeakers,without enclosure,having a freq 300 hz to 3.4 khz	4 008	142 348	24 377	739 742

**I.3. IMPOR MENURUT KOMODITI / IMPORT BY HS COMMODITY**  
**\*\*\* NOVEMBER/NOVEMBER 2012 \*\*\***

HS	Uraian Komoditi Commodity Description	Berat Bersih / Net Weight (Kg)		Nilai / Value C.I.F (US\$)	
		Bulan ini Current Month	Kumulatif Cum.Jan. to date	Bulan ini Current Month	Kumulatif Cum.Jan. to date
8518299000	Oth loudspeakers, not mounted intheir enclosure	578 780	6 352 965	2 816 004	37 094 403
8518301000	Headphones	51 943	468 225	315 469	3 120 094
8518302000	Earphones	320 607	5 380 250	1 095 178	20 809 054
8518304000	Line telephone handsets	613	27 473	18 209	125 499
8518305100	Oth combined microphone/speaker set,for cellular/wireless teleph	0	11 117	0	76 607
8518305900	Oth combined microphone/speaker set,for other puprposes	22 644	387 372	47 840	1 682 934
8518309000	Other headphones and earphones,combined w/ microphone/spea	25 650	440 405	261 052	6 099 675
8518402000	Audio-freq elec. amplifier used asrepeaters in line telephony	3	5 466	798	47 726
8518403000	Audio-freq elec. amplifier used asrepeaters in oth than line teleph	32	892	853	65 373
8518404000	Oth audio-freq elec. amplifier,have 6 ormore input signal line	5 633	59 948	143 821	761 392
8518409000	Other audio-freq elec. amplifier	224 127	1 652 807	1 159 458	11 947 024
8518501000	Elec. sound ampli. set having powerrating of 240W or more	6 986	103 334	7 230	478 084
8518502000	Oth elec. sound amplifier w/ loudspeaker50V <= voltage rating <=	0	857	0	18 846
8518509000	Oth electric sound amplifier	19 668	79 432	48 909	524 066
8518901000	Part of microphone,loudspeaker,telephonehandset,audio-freq ele	200 968	2 342 374	360 368	6 845 043
8518902000	Part of oth audio-freq elec. amplifier,have 6 or more input signal li	10	13 331	601	1 959 829
8518903000	Part of single/multiple loudspeaker	165 071	971 903	261 328	1 706 506
8518904000	Part of oth loudspeakers, not mounted intheir enclosure	24 406	118 360	28 587	190 778
8518909000	Part of oth electric sound amplifier set	968 378	9 642 784	4 317 513	58 171 922
8519201000	Coins or disc operated record player	178	544	1 671	5 562
8519202000	Record player operated by others	0	2 829	0	48 251
8519300000	Turntables (record-decks)	0	57	0	675
8519500000	Telephone answering machines	334	2 641	576	3 011
8519811000	Pocket size cassette recorders,dimensionnot exceed 170 x 100 x 4	2	28	9 822	15 481
8519812000	Cassette recorder,with ampli/loudspeakeroperating only w/ ext. si	0	7 930	0	56 766
8519813000	Compact disc player	1 261	53 881	30 472	618 886
8519814100	Transcribing machines for cinematographyor broadcasting	0	259	0	2 751
8519814900	Transcribing machines for other purposes	8 359	22 569	8 057	33 813
8519815000	Dictating machine not capable ofoperating w/o an ext. source of p	0	295	0	2 039
8519816100	Magnetic tape rcorder incorp sound reprofor cinematography or t	34	480	1 598	15 999
8519816900	Magnetic tape rcorder incorp sound reprofor other puprposes	0	1 577	0	5 750
8519817100	Oth sound reproducing app,cassette type,for cinematography or br	2	2	89	89
8519817900	Oth sound reproducing app,cassette type,for other puprposes	653	15 937	6 331	117 733
8519819100	Oth sound recorder suitable forcinematography or broadcasting	0	902	0	11 822
8519819900	Oth sound recorder suitable forother puprposes	605	31 456	13 328	358 596
8519891100	Cinematographic sound reproducersfor film of a width of less thar	0	2	0	338
8519892000	Record-players with/without loudspeakers	64	4 446	6 647	26 212
8519899000	Cinematographic sound reproducersfor other puprposes	19 311	164 912	417 212	3 325 028
8521101000	Magnetic tape-type used incinematography or TV broadcasting	0	1 040	0	31 403
8521109000	Magnetic tape-type used in other purpose	545	1 476	1 992	25 749
8521901100	Laser disc player used incinematography or TV broadcasting	0	1 138	0	86 975
8521901900	Laser disc player used in other purpose	23 569	339 298	341 485	3 153 485
8521909100	Oth magnetic tape-type used incinematography or TV broadcastin	13 763	120 707	103 665	2 119 179
8521909900	Oth magnetic tape-type used inother puprposes	117 945	1 042 716	3 622 893	30 630 403
8522100000	Pick-up cartridges	114	48 703	8 053	1 531 583
8522902000	Printed circuit board assemblies fortelephone answering machine	641	36 051	70 092	388 142
8522903000	PCB assemblies for cinematographic soundrecorders or reproduce	32 473	290 799	942 260	9 911 352
8522904000	Audio/video tapedecks and compact discmechanisms	102 873	828 909	665 397	8 463 040
8522905000	Audio/video reproduction heads, magnetictype; magnetic erasing	3 815	22 096	162 276	879 109
8522909100	Oth parts&accessories of cinematographicssound recorders/reproc	14 860	254 660	400 784	6 656 560
8522909200	Oth parts of telephone answering machine	2 447	2 570	6 935	14 721
8522909300	Oth parts&accessories for sound/audiorecording/reproducing (ma	226 274	2 566 114	4 157 991	68 101 065
8522909900	Oth parts&accessories for other soundor audio recording/reprodu	204 609	5 518 337	5 723 804	74 573 652
8523211000	Magnetic media card,incorporating amagnetic stripe; unrecorded	4 545	72 276	108 168	1 678 230
8523219000	Magnetic media card,incorporating amagnetic stripe; recorded	144	10 238	52 934	552 034
8523291100	Magnetic computer tapes,width <= 4mm;unrecorded	0	2 391	0	12 745
8523291900	Other magnetic tapes,width <= 4mm;unrecorded	45	17 860	4 271	93 549
8523292100	Magnetic video tapes, width <= 4mm;recorded	7 728	136 983	8 132	236 175
8523292900	Magnetic tapes (oth than video tapes)width <= 4mm; recorded	0	84	0	15 933
8523293100	Magnetic computer tapes,4mm<width<=6,5mm;unrecorded	6	821	719	48 970
8523293300	Magnetic video tapes,4mm<width<=6,5mm;unrecorded	3 353	144 438	11 616	682 458
8523293900	Other magnetic tapes,4mm<width<=6,5mm;unrecorded	256	3 659	17 946	458 477
8523294200	Magnetic tapes, 4mm<width<=6,5mm;recorded,for cinematograp	0	64 211	0	4 925 227
8523294300	Oth magnetic video tapes, 4mm<width<=6,5mm;recorded	1	901	10	177 643
8523294900	Oth magnetic computer tapes,4mm<width<= 6,5mm;unrecorded	451	2 962	1 073	18 593
8523295100	Magnetic computer tapes,width > 6,5mm;unrecorded	96	748	9 070	78 777
8523295200	Magnetic video tapes,width > 6,5mmunrecorded	545	30 783	10 230	210 562
8523295900	Oth magnetic tapes, width > 6,5mmunrecorded	37 405	354 482	203 848	2 053 998
8523296100	Magnetic tapes width >6,5mm;recordedfor storage media	12	424	5 881	38 531
8523296200	Magnetic tapes width >6,5mm;recordedfor cinematography	0	267	0	10 021
8523296300	Oth magnetic video tapes, width > 6,5mm;recorded	0	313	0	15 225

**I.3. IMPOR MENURUT KOMODITI / IMPORT BY HS COMMODITY**  
**\*\*\* NOVEMBER/NOVEMBER 2012 \*\*\***

HS	Uraian Komoditi Commodity Description	Berat Bersih / Net Weight (Kg)		Nilai / Value C.I.F (US\$)	
		Bulan ini Current Month	Kumulatif Cum.Jan. to date	Bulan ini Current Month	Kumulatif Cum.Jan. to date
8523296900	Oth magnetic tapes, width > 6,5mm;recorded, for other purposes	0	323	0	16 552
8523297100	Computer hard disc and diskette;unrecorded	7 046	107 076	136 594	732 798
8523297900	Other magnetic discs; unrecorded	1	1 409	1	22 767
8523298100	Magnetic disc for reproducing phenomenonot sound/image for co	0	319	0	17 608
8523298200	Magnetic disc for reproducing phenomenonot sound/image for ot	83	269	9 728	37 236
8523298300	Oth magnetic disc reproducing represent.by means of an auto. dat	1 188	13 499	52 955	220 716
8523299100	Magnetic media oth than disc forcomputer use;unrecorded	74	6 973	266	68 751
8523299200	Magnetic media oth than disc foroth than computer use;unrecord	116	7 407	11 039	205 695
8523299300	Magnetic media oth than disc forcomputer use;recorded	5 703	72 439	150 970	1 688 186
8523299400	Magnetic media oth than disc foroth than computer use;recorded	0	33	0	845
8523299500	Oth magnetic media reprod. sound/imageproprietary format stor	0	3 365	0	52 016
8523299900	Other magnetic media (not disc)	9 532	120 425	149 887	2 188 944
8523411000	Optical media, unrecorded, forcomputer use	97 696	1 994 070	511 550	5 248 959
8523419000	Optical media, unrecorded, forother use	40	6 679	474	325 418
8523491100	Disc for laser reading systems forreproducing phenomena not sou	4	74	15 131	18 467
8523491200	Educational, technical, scientific,historical/cultural disc;sound only	33	837	1 558	28 986
8523491300	Other kind of disc; sound only	793	4 059	15 231	198 008
8523491400	Disc for laser reading system for repro.represent. of instruct,data,s	679	6 268	443 459	4 495 207
8523491910	Cinematographic film oth than newsreel,travelogues,and oth doc.	0	2	0	260
8523491990	Other cinematographic films;optical	33	1 679	6 722	40 440
8523499200	Oth disc for laser reading systems forreproducing sound only	0	1	0	24
8523499300	Oth disc for laser reading systems forreproducing others	4	163	26 505	192 390
8523499900	Oth disc for laser reading systems	374	7 766	98 431	899 308
8523511100	Solid-state non-volatile storage devicessuitable for computer use;t	12 363	161 118	85 601	3 130 588
8523511900	Solid-state non-volatile storage devicesfor other use;unrecorded	1 128	30 594	236 268	2 174 235
8523512100	Solid-state non-volatile storage devicessuitable for computer use;t	570	13 961	242 303	4 120 986
8523512900	Solid-state non-volatile storage devicesfor other use;recorded	7	267	4 454	114 148
8523513000	Solid-state non-volatile storage devicesfor repro. data,sound/imag	1	1 639	13 495	17 258 414
8523519090	Other cinematographic film;semiconductor	82	203 945	9 320	22 242 105
8523520000	"Smart cards"	94 976	1 014 357	6 126 645	66 059 017
8523591000	Proximity cards and tags;semiconductor	1 185	27 444	17 807	720 019
8523592100	Oth semiconductor media,unrecorded,suitable for computer use	9	4 967	200	40 456
8523592900	Oth semiconductor media,unrecorded,for other use	519	27 208	7 368	216 225
8523593000	Oth semiconductor media,recordedreproducing phenomena not s	0	115 403	0	730 261
8523594000	Oth semiconductor media,recordedreproducing others	45	2 779	11 398	65 644
8523599000	Other semiconductor media	13	1 140	9 916	61 633
8523804000	Gramophone records;storage device	0	20	0	190
8523805100	Oth solid-state non-volatil storage dev.;unrecorded,for computer t	685	39 034	168 310	17 434 657
8523805900	Oth solid-state non-volatil storage dev.;unrecorded,for other use	0	1	0	974
8523809100	Oth solid-state non-volatil storage dev.;recorded,reprod. not sou	7	1 015	4 200	19 462
8523809200	Oth solid-state non-volatil storage dev.;recorded,reproducing othe	340	584 682	2 509	2 288 165
8523809900	Other solid-state non-volatilestorage device	172	3 860	1 364	101 257
8525500000	Transmission apparatus	324	17 095	51 218	1 153 835
8525600000	Transmission apparatus incorporatingreception apparatus	7 504	188 289	477 167	7 904 096
8525801000	Web cameras	101 462	776 489	880 614	7 455 069
8525803100	Video camera recorders,used inbroadcasting	0	29 289	0	1 241 956
8525803900	Video camera recorders,used inother purposes	23 807	177 802	1 014 385	11 229 046
8525804000	Television camera	7 411	132 828	343 787	3 902 807
8525805010	Pocket camera	8 519	238 274	1 143 043	19 183 167
8525805020	DSLR camera	4 587	49 148	754 851	8 356 791
8525805090	Other digital cameras	14 985	405 482	1 453 746	13 043 057
8526101000	Radar app.,ground based,use in civilaircraft,used solely on sea-goi	858	25 369	181 452	3 604 723
8526109000	Other radar apparatus	18 501	325 855	1 109 326	8 914 582
8526911000	Radio navigational aid app.,use in civilaircraft,used solely on sea-g	602	32 072	157 598	3 424 597
8526919000	Other radio navigational aid apparatus	5 426	92 228	155 370	13 342 937
8526920000	Radio remote control apparatus	8 661	206 025	102 025	2 892 116
8527120000	Pocket-size radio cassette-players	0	214	0	1 465
8527131000	Oth radio broadcast receiver combined w/sound recording/reproc	1 913	46 323	35 891	738 756
8527139000	Oth radio broadcast receiver combined w/sound recording/reproc	5 697	60 145	366 983	1 814 374
8527191100	Portable reception app capable of planmanage&monitor the elect	0	447	0	8 609
8527191900	Reception app capable of plan,manage&monitor electromag spect	253	4 476	3 884	66 299
8527199100	Oth reception app.;portable	0	57 027	0	190 023
8527199900	Oth reception app.;not portable	0	3 828	0	24 897
8527210000	Radio-broadcast receiver,use ext sourcepower combined with sou	99 413	790 780	4 350 439	40 574 297
8527290000	Radio-broadcast receiver,use ext sourcepower not combined with	26 453	342 298	969 480	13 144 323
8527911000	Oth radio-broadcast receiver,ext sourcepower combined w/ sounc	0	17 170	0	263 785
8527919000	Oth radio-broadcast receiver,ext sourcepower comb. w/ sound rec	31 016	632 070	410 731	6 481 144
8527921000	Oth radio-broadcast receiver,ext sourcepower combined w/ a cloc	356	53 457	8 662	371 851
8527929100	Oth radio-broadcast receiver;not portablecomb. w/ a clock,mains c	1 071	199 966	10 882	1 512 794
8527929900	Oth radio-broadcast receiver;not portablecomb. w/ a clock,operat	0	2 758	0	37 393
8527991000	Oth radio-broadcast receiver,ext sourcepower combined w/ other	12	855	919	46 597

**I.3. IMPOR MENURUT KOMODITI / IMPORT BY HS COMMODITY**  
**\*\*\* NOVEMBER/NOVEMBER 2012 \*\*\***

HS	Uraian Komoditi Commodity Description	Berat Bersih / Net Weight (Kg)		Nilai / Value C.I.F (US\$)	
		Bulan ini Current Month	Kumulatif Cum.Jan. to date	Bulan ini Current Month	Kumulatif Cum.Jan. to date
8527999100	Oth radio-broadcast receiver;not portablecomb. w/ others,mains c	0	30 351	0	189 580
8527999900	Oth radio-broadcast receiver;not portablecomb. w/ others,operate	0	2 566	0	51 204
8528411000	Colors cathode-ray tube monitor,used inautomatic data processing	20 963	281 312	446 115	1 703 968
8528412000	B/W cathode-ray tube monitor,used inautomatic data processing s	4	51	954	5 174
8528491000	Oth color cathode-ray tube monitor,usedin automatic data proces	8 364	28 403	301 651	670 214
8528492000	Oth B/W cathode-ray tube monitor,usedin automatic data proces	28	747	4 014	121 020
8528511000	Projection type flat panel display unitused in automatic data proce	11 898	637 477	341 763	17 686 266
8528512000	Oth projection type flat panel displayunits, color	285 912	2 543 443	5 149 732	60 297 265
8528513000	Oth projection type flat panel displayunits, B/W	202	1 872	4 794	112 363
8528591000	Other monitor, colour	65 735	698 606	1 562 397	9 327 699
8528592000	Other monitor, B/W	483	7 113	61 845	347 811
8528611000	Projector,flat panel display type use inautomatic data processing s	7 626	106 559	195 340	6 548 504
8528619000	Oth projector,flat panel display type,used in automatic data proce	762	68 340	63 606	577 975
8528691000	Oth projector,have capability ofprojecting on a screen >=300 inch	0	940	0	29 046
8528699000	Oth projector,have capability ofprojecting on a screen <300 inches	13 990	210 692	579 934	11 615 910
8528711100	Set top box which have a communicationfunctions, mains operate	302	96 999	19 421	3 475 325
8528711900	Set top box which have a communicationfunctions, operated by ot	3 889	131 602	123 512	3 774 434
8528719100	Oth set top box, have a communicationfunctions, mains operated	0	889	0	66 802
8528719900	Oth set top box, have a communicationfunctions, operated by oth	0	15 314	0	126 675
8528721000	Oth reception app. for TV,colour,battery operated	203	9 289	932	213 038
8528729100	Cathode-ray tube type	9	38 409	166 228	377 758
8528729200	LCD,LED,and oth flat panel display type	887 920	6 601 955	22 556 568	162 191 094
8528729900	Oth reception app. for TV,colour,not battery operated	18 588	155 968	451 484	3 759 301
8528730000	Oth reception apparatus for TV, B/W	0	134	0	2 863
8529102100	Parabolic aerial reflector dishes for TVreception	1 026 353	9 949 307	3 389 640	37 808 286
8529102900	Oth parabolic aerial reflector dish forTV reception	23 939	1 971 951	159 064	3 892 803
8529103000	Telescopic, rabbit & dipole antennae forTV or radio receivers	138 570	1 050 519	699 207	6 812 675
8529104000	Aerial filters and separators	40 829	514 453	514 675	7 131 748
8529106000	Feed horns (wave guide)	13 475	1 115 038	68 437	3 306 957
8529109200	Oth aerials&aerials reflector,used withtransmission app. for radio-	127 822	1 145 965	641 856	4 670 730
8529109900	Oth aerials&aerials reflector,used withtransmission app. for oth pu	12 853	560 089	499 746	30 786 293
8529902000	Part of decoder for use w/ transmission,radar&reception app. ,mo	79 877	720 021	942 452	10 692 420
8529904000	Part of digital/video camera,use withtrans. ,radar&recept. app. ,mo	7 228	211 432	413 828	8 242 599
8529905100	Oth printed circuit board; assembled,for transmission apparatus	695	11 965	30 048	713 741
8529905200	Oth printed circuit board; assembled,for radio-broadcast receiver	15 441	498 687	111 321	3 958 021
8529905300	Oth printed circuit board; assembled,for flat panel display monitor	236 469	1 550 316	6 792 790	43 098 374
8529905400	Oth printed circuit board; assembled,for TV receivers	151 841	1 937 590	5 273 157	50 590 301
8529905500	Oth printed circuit board; assembled,for other monitor/projector	433	25 773	13 953	231 778
8529905900	Oth printed circuit board; assembled,for other goods	372 636	4 339 252	21 196 462	344 596 564
8529909100	Oth printed circuit board;not assembled,for television receivers	741 263	13 071 767	20 768 843	412 612 273
8529909400	Oth printed circuit board;not assembled,for flat panel display	1 438 952	14 179 835	43 314 768	387 524 026
8529909900	Oth printed circuit board;not assembled,for other goods	275 397	3 652 824	4 488 909	46 207 017
8530100000	Equipment for railways and tramways	1 746	129 884	76 447	1 258 035
8530800000	Equipment for roads,inland waterways,parking facility,port install.	31 726	124 396	546 378	2 203 985
8530900000	Part of equipment railways,tramways,road,waterway,parking facil	2 108	29 144	117 355	2 123 056
8531101000	Burglar alarms	5 661	143 013	32 664	972 483
8531102000	Fire alarms	5 392	354 833	198 235	5 171 568
8531103000	Smoke alarms;portable personal alarm(shrill alarm)	1 253	129 233	36 064	1 033 240
8531109000	Other alarms and similar apparatus	139 237	700 666	1 719 059	15 795 375
8531200000	Indicator panel incorporating LCD/LED	516 874	1 819 378	34 892 312	97 750 120
8531801100	Door bells and other door soundsignalling apparatus	10 428	84 995	168 010	664 998
8531801900	Other electronic bells and soundsignalling apparatus	26 345	159 504	730 142	7 675 389
8531802100	Vacuum flourescent display panels	0	11 339	0	737 849
8531802900	Oth flat panel displays (includingelectroluminescence,plasma,&ot	7 599	42 089	407 215	963 613
8531809000	Other electric sound/visual signallingapparatus	30 083	326 874	132 646	3 053 065
8531901000	Part of panel indicator,electric sound/visual signalling app,flat pan	2 715	179 492	323 907	10 027 969
8531902000	Part of door bell/other door soundsignalling apparatus	7	314	52	5 320
8531903000	Part of other bells/sound signallingapparatus	71	1 286	2 756	40 790
8531909000	Part of other electric sound or visualsignalling apparatus	14 918	406 450	655 977	10 369 040
8532100000	Fixed capacitor desgned for use in 50/60Hz circuit, reactive power	170 774	1 612 983	3 080 386	43 758 831
8532210000	Tantalum	1 517	49 496	141 033	3 055 731
8532220000	Aluminium electrolytic	159 453	2 149 594	4 764 036	62 329 900
8532230000	Ceramic dielectric,single layer	68 019	978 083	1 887 970	26 477 939
8532240000	Ceramic dielectric,multi layer	34 266	802 944	2 267 624	40 249 449
8532250000	Dielectric of paper or plastic	48 126	408 564	396 244	5 851 641
8532290000	Other fixed capasitor	305 259	2 685 035	7 946 522	77 425 284
8532300000	Variable/adjustable (pre-set) capacitors	38 573	483 111	888 007	11 886 652
8532900000	Parts of fixed electrical capasitor	252 456	3 044 037	7 513 870	132 067 918
8533101000	Fixed carbon resistors, composition/filmtype; surface mounted	17 371	405 446	1 758 312	24 102 723
8533109000	Fixed carbon resistors, composition/filmtype; not surface mounte	65 456	997 582	3 079 758	44 964 870
8533210000	Oth fixed resistors for a power handlingcapacity not exceeding 20	19 579	342 333	1 227 315	14 472 553



**I.3. IMPOR MENURUT KOMODITI / IMPORT BY HS COMMODITY**  
**\*\*\* NOVEMBER/NOVEMBER 2012 \*\*\***

HS	Uraian Komoditi Commodity Description	Berat Bersih / Net Weight (Kg)		Nilai / Value C.I.F (US\$)	
		Bulan ini Current Month	Kumulatif Cum.Jan. to date	Bulan ini Current Month	Kumulatif Cum.Jan. to date
8533290000	Oth fixed resistors for a power handling capacity exceeding 20W	44 234	488 282	1 111 827	23 285 410
8533310000	Wirewound variable resistors, rheostats, for a power handling capacity	135	19 041	12 303	136 897
8533390000	Wirewound variable resistors, rheostats, for a power handling capacity	24 373	284 542	267 045	4 064 701
8533400000	Other variable resistors, including rheostats and potentiometers	22 748	369 317	1 586 070	17 362 254
8533900000	Parts of fixed resistors	166 255	1 514 027	4 975 088	36 441 444
8534001000	Printed circuits, single-sided	64 292	750 404	1 622 923	24 032 565
8534002000	Printed circuits, double-sided	47 175	415 854	2 274 978	48 314 812
8534003000	Printed circuits, multi-layer	53 478	946 439	3 084 832	48 811 167
8534009000	Other printed circuits	510 723	6 268 396	23 839 800	279 545 102
8535100000	Fuses, for a voltage > 1000V	101 042	708 155	1 062 005	8 769 355
8535211000	Automatic circuit breakers for a voltage < 72,5 KV; moulded case type	903	137 494	15 891	851 123
8535219000	Automatic circuit breakers for a voltage < 72,5 KV; other type	180 124	1 558 135	4 074 099	40 773 160
8535290000	Automatic circuit breakers for a voltage >= 72,5 KV	345 262	1 597 853	5 778 877	22 619 011
8535301100	Disconnecter having a voltage < 36 KV	918	79 828	96 536	1 519 719
8535301900	Disconnecter having a voltage >= 36 KV	108 961	652 034	1 731 037	11 010 503
8535302000	Isolating switch&make-and-break switch for a voltage of >= 66 KV	4 129	504 658	57 537	3 355 578
8535309000	Isolating switch&make-and-break switch for a voltage of < 66 KV	363 963	2 008 542	3 596 238	24 861 500
8535400000	Lightning arresters, voltage limiters and surge suppressors	184 116	1 547 377	3 648 068	19 189 114
8535901000	Bushing and tap changer assemblies for electricity distribution/power transformer	56 795	666 240	1 390 669	13 910 235
8535909000	Oth bushing and tap changer assembly for electricity distribution/power transformer	162 503	2 383 013	2 241 643	32 622 158
8536101100	Thermal fuses glass type for use in electric fans	3 348	67 506	144 714	2 281 077
8536101200	Thermal fuses glass type for use in others, for a current of less than 16A	2 566	36 406	36 721	669 941
8536101300	Fuse blocks, of a kind used for motor vehicles	3 552	60 555	189 246	1 812 949
8536101900	Oth thermal fuses glass type	41 839	516 057	456 403	7 404 134
8536109100	Oth fuses for use in electric fans	2 247	38 675	56 052	1 181 329
8536109200	Oth fuses for use in other, for a current of less than 16 A	325	4 122	1 744	52 959
8536109300	Oth fuse blocks, of a kind used for motor vehicles	13 964	145 439	313 254	3 391 082
8536109900	Other fuses	144 189	1 116 183	2 056 815	16 035 209
8536201100	Automatic circuit breaker; moulded case, for a current of less than 16A	2 019	17 133	211 840	1 904 589
8536201200	Automatic circuit breaker; moulded case, for a current >16A but <= 32A	0	8 083	0	216 553
8536201300	Automatic circuit breaker; moulded case, for a current >32A but <= 1000A	0	3 092	0	50 501
8536201900	Automatic circuit breaker; moulded case, for a current >1000A	63 074	167 125	810 668	2 656 366
8536202000	Automatic circuit incorporated into electro-thermic domestic appliances	1 831	4 927	48 752	137 406
8536209100	Automatic circuit incorporated into oth, a current < 16A	549	127 571	4 810	1 397 261
8536209900	Automatic circuit incorporated into oth, a current >= 16A	106 438	850 361	1 513 614	11 777 338
8536301000	Lightning arresters for protecting electrical circuits	22 406	265 456	486 887	4 769 350
8536302000	Electrical circuit protector used in radio equipment/electric fans	69	1 679	2 397	40 989
8536309000	Oth apparatus for protecting electrical circuits	38 082	681 665	1 100 034	19 801 195
8536411000	Digital relays, voltage <= 60V	25 724	78 766	548 561	1 918 866
8536412000	Relays used in radio equipment, voltage <= 60V	1	2	278	308
8536413000	Relays used in electric fans, voltage <= 60V	0	237	0	449
8536414000	Oth relays, voltage <= 60V, a current <16A	1 990	10 864	22 358	139 345
8536419000	Relays used in other equipment, voltage <= 60V	88 829	1 054 666	2 775 401	30 213 586
8536491000	Digital relays, voltage > 60V	6 970	181 684	780 104	11 030 980
8536499000	Other relays, voltage > 60V	118 151	1 369 364	3 688 417	44 694 387
8536502000	Over-current and residual-current automatic switches	17 097	681 864	360 069	9 924 014
8536503200	High inrush switch used in electric fans or radio equipment	725	65 779	53 866	1 001 320
8536503300	High inrush switch, of a rated current carrying capacity < 16A	4 496	74 796	62 724	1 221 436
8536503900	Other high inrush switches	241 744	1 923 550	4 670 047	33 030 009
8536504000	Miniature switches for rice cookers or oven toasters	4	3 934	1 582	164 923
8536505100	Electronic AC switch, voltage <=1000V, for a current < 16A	14 197	252 555	226 010	3 335 939
8536505900	Electronic AC switch, voltage <=1000V, for a current >= 16A	17 520	504 660	487 987	12 461 729
8536506100	Make&break switch used in domestic elec. wiring, <=500V, for a current < 16A	63	3 515	5 581	66 042
8536506900	Make&break switch used in domestic elec. wiring, <=500V, for a current >= 16A	5 773	66 547	232 262	3 177 380
8536509200	Oth make&break switch used in domestic elec. wiring, >500V, use in starters for electric motors or fuse	5 149	30 877	16 105	313 043
8536509500	Oth make&break switch, >500V, starters for electric motors or fuse	4 836	70 419	109 636	1 947 001
8536509900	Oth make&break switch, >500V	331 825	3 898 879	8 166 414	96 290 818
8536611000	Lamp holder used for compact lamps or halogen lamps	1 801	78 255	8 351	355 660
8536619100	Lamp holder used for oth lamps, a current < 16A	2 265	56 171	37 458	367 375
8536619900	Lamp holder used for oth lamps, a current >= 16A	120 829	1 940 854	450 843	4 235 573
8536691200	Telephone plugs for a current < 16A	27 035	879 885	155 614	2 962 112
8536691900	Telephone plugs for a current >= 16A	32 039	450 000	1 079 153	11 725 932
8536692200	Audio/video & cathode ray tube socket for TV/radio receiver, a current < 16A	492	2 050	4 880	74 172
8536692900	Audio/video & cathode ray tube socket for TV/radio receiver, a current >= 16A	55 765	478 055	425 964	4 281 391
8536693200	Socket&plug for co-axial cable&printed circuits, for a current < 16A	3 592	52 763	25 169	294 348
8536693900	Socket&plug for co-axial cable&printed circuits, for a current >= 16A	40 529	403 300	505 559	5 339 808
8536699200	Oth socket&plug, for a current < 16A	52 251	264 391	309 233	1 661 560
8536699900	Oth socket&plug, for a current >= 16A	62 995	515 356	817 701	7 131 541
8536701000	Connector for optical fibres, opt. fibres bundles or cables; ceramics	728	9 153	43 306	414 091
8536702000	Connector for optical fibres, opt. fibres bundles or cables; copper	3 393	14 023	212 492	967 401
8536709000	Oth connector for optical fibres, optical fibres bundles or cables	66 615	859 860	2 733 853	26 883 934

**I.3. IMPOR MENURUT KOMODITI / IMPORT BY HS COMMODITY**  
**\*\*\* NOVEMBER/NOVEMBER 2012 \*\*\***

HS	Uraian Komoditi Commodity Description	Berat Bersih / Net Weight (Kg)		Nilai / Value C.I.F (US\$)	
		Bulan ini Current Month	Kumulatif Cum.Jan. to date	Bulan ini Current Month	Kumulatif Cum.Jan. to date
8536901200	Connection&contact elements for wires&cables;wafer probers;cur	3 916	169 731	34 062	1 620 540
8536901900	Connection&contact elements for wires&cables;wafer probers;cur	279 144	4 187 841	4 400 819	33 026 103
8536902200	Junction boxes,for a current < 16A	290	16 885	11 143	625 260
8536902900	Junction boxes,for a current >= 16A	273 426	3 377 993	4 820 980	62 405 192
8536903200	Cable connector,connector/adaptor forco-axial cable,commutator	27 884	339 469	458 255	7 039 372
8536903900	Cable connector,connector/adaptor forco-axial cable,commutator	612 400	7 489 127	26 100 007	229 615 587
8536909300	Telephone patch panels	49	123 988	1 125	1 079 776
8536909400	Oth cable connector,for a current < 16A	2 613	76 998	41 371	848 836
8536909900	Oth cable connector,for a current >= 16A	632 086	10 347 451	20 481 160	240 977 068
8537101100	Control panel use in distributed controlsystem;voltage<1000V	172 449	1 563 262	1 430 989	20 736 073
8537101200	Control panel fitted w/ a programmableprocessor;voltage<1000V	14 211	257 275	564 390	11 214 325
8537101300	Control panel for AC,refrig.,wash. mach.,vacuum cleaner,mixer,wa	162	19 463	36 565	415 480
8537101900	Other control panel	290 632	1 291 655	6 473 660	37 672 949
8537102000	Distribution board used w/ auto. dataprocess. mach.,telp sets,tran	18 899	246 417	516 222	5 663 704
8537103000	Programmable logic controllers for auto-mach for trans. for semic	49 577	922 982	361 322	8 093 311
8537109100	Switchboard used in radio equipmutor electric fans	39 931	968 956	668 227	12 630 798
8537109200	Switchboard use in distributed controlsystems	1	24 165	16	1 545 442
8537109900	Switchboard use for other pproses	690 758	3 827 313	12 221 263	69 188 207
8537201100	Switchboards incorp. elect instrum forbreak,connect/protect elect	85 551	826 111	1 240 863	12 251 976
8537201900	Switchboards incorp. elect instrum forbreak,connect/protect elect	267 139	2 775 389	3 295 045	66 863 464
8537202100	Control panels incorp. elect instrum forbreak,connect/protect elec	2 005	201 322	265 368	4 518 832
8537202900	Control panels incorp. elect instrum forbreak,connect/protect elec	361 952	1 632 291	2 260 703	33 272 807
8537209000	Oth board for elect. control for voltage> 1000 volt	426 813	7 319 912	14 453 410	143 692 308
8538101100	Parts of programmable logic controllers,<=1000V;for smiconducto	1 141	33 647	181 799	1 881 480
8538101200	Oth part of programable logic controllerused in radio equipment,<	378	861	10 064	28 947
8538101900	Oth part of programable logic controllerused in other equipment,	112 206	839 985	2 104 221	11 804 795
8538102100	Parts of programmable logic controllers,>1000V;for smiconductor	264	41 358	51 078	2 150 892
8538102200	Oth part of programable logic controllerused in radio equipment,>	378	709	7 889	11 366
8538102900	Oth part of programable logic controllerused in other equipment,	75 087	532 389	1 231 523	8 606 049
8538901100	Part incl. printed circuit assmblies oftelp plug;connect&contact; <=	51 527	672 181	1 753 923	17 132 865
8538901200	Part of switch,socket&plug for coaxialcable,and oth apparatus, <=	30 268	945 758	1 030 632	17 775 289
8538901300	Part of distribution boards, <=1000V	888	12 504	24 961	98 406
8538901900	Oth part of electric switch,socket&plug,<= 1000V	206 794	1 433 404	4 316 042	31 670 809
8538902100	Part incl. printed circuit assmblies oftelp plug;connect&contact; >1	5 102	1 133 290	73 892	650 201
8538902900	Oth part incl. printed circuit assmbliesof telp plug;connect&contac	449 425	6 044 600	14 023 302	217 143 773
8539101000	Sealed beam lamp units formotor vehicles	69 402	828 241	410 822	6 733 115
8539109000	Sealed beam lamp units for others	18 725	306 640	275 155	3 182 989
8539212000	Tungsten halogen used in medicalequipment	75	3 539	4 885	41 129
8539213000	Tungsten halogen used for motorvehicles	56 985	633 291	1 473 393	12 255 765
8539214000	Other reflector lamp bulbs of tungstenhalogen	1 522	30 484	121 951	509 633
8539219000	Other tungsten halogen	17 210	219 460	267 245	4 059 957
8539222000	Oth filament lamp,not tungsten halogen,pwer<=200W & >100V,fo	26	119	616	5 594
8539223000	Oth reflector lamp bulbs,not tungstenhalogen, power <=200W & v	4 610	54 249	111 437	790 619
8539229000	Oth filament lamp,not tungsten halogen,power<=200W & voltage	41 331	779 877	237 392	4 602 573
8539291000	Other filament lamps, excl UV/infraredlamps,for medical equipme	1 358	14 431	30 849	1 884 876
8539292000	Other filament lamps, excl UV/infraredlamps,for motor vehicles	86 178	971 664	1 843 097	22 026 405
8539293000	Other reflector lamp bulbs,excl UV/infrared lamps,for oth purpose	31 255	192 800	262 591	1 883 776
8539294100	Flashlight bulb;miniature indictor bulb, rated <=2,25V, for medical	26	223	2 077	19 938
8539294900	Flashlight bulb;miniature indictor bulb, rated <=2,25V, for other pu	13 189	78 949	180 167	1 864 088
8539295000	Oth filament lamp excl UV/Infrared lamp, capacity >200W & <=300	0	31 650	0	209 943
8539296000	Oth filament lamp excl UV/Infrared lamp, capacity <=200W, voltaç	469	19 724	22 745	964 471
8539299000	Other filament lamps, excluding UV orinfra-red lamps	159 854	2 454 058	563 775	13 957 187
8539311000	Tubes for compact fluorescent lamps offluorecent, hot cathode, ni	36 550	681 415	305 747	4 220 842
8539319010	Tube lamps of fluorecent, hot cathode,not UV lamps	52 141	983 971	412 432	5 739 662
8539319020	Compact fluorescent lamps of fluorecent, hot cathode, not UV larr	592 290	1 770 211	3 440 435	12 420 758
8539319090	Oth discharge lamps excl UV lamps offluorecent, hot cathode	1 073 527	12 604 643	21 425 630	182 359 386
8539320000	Mercury/sodium vapour lamps;metal halidelamps excl UV lamps	61 265	408 463	959 584	6 885 588
8539391000	Tubes for compact fluorescent lamps,coldcathode types, not UV la	36 038	444 104	89 592	1 205 139
8539393000	Discharge lamps other fluorescent lamp,cold cathode types, not U	462	6 108	4 896	149 956
8539399000	Other discharge lamps, other than UVlamps, cold cathode types	45 200	518 909	367 813	4 294 333
8539410000	Arc lamps	69	2 333	1 392	468 193
8539490000	Ultra-violet/infra-red lamps	64 980	534 006	2 441 957	16 821 655
8539901000	Aluminium end cap for fluoresc lamp;alum screw caps for incande	236 970	2 165 195	866 956	8 512 068
8539902000	Parts of elect filament/discharge lampsof kind used for motor vehi	14 339	308 953	50 354	1 973 958
8539909000	Oth part of elect filament/discharge lamps; part of arc-lamps	510 092	4 634 255	3 799 999	45 310 265
8540110000	Color cathode-ray television picturetube incl video monitor cathoc	2 478 733	28 028 870	5 143 383	58 615 350
8540120000	Monochrome cathode-ray TV picture tube,incl video monitor cath	0	398	0	420
8540200000	TV camera tubes; image converters andintensifiers; other photo-c	122	2 080	802	13 214 467
8540401000	Data/graphic display tubes,color, used for articles of heading 85.2!	30	158	522	18 467
8540409000	Data/graphic display tubes,monochrome,used for articles of headi	119	3 327	1 431	60 733
8540600000	Other cathode-ray tubes	23	2 922	383	64 239

**I.3. IMPOR MENURUT KOMODITI / IMPORT BY HS COMMODITY**  
**\*\*\* NOVEMBER/NOVEMBER 2012 \*\*\***

HS	Uraian Komoditi Commodity Description	Berat Bersih / Net Weight (Kg)		Nilai / Value C.I.F (US\$)	
		Bulan ini Current Month	Kumulatif Cum.Jan. to date	Bulan ini Current Month	Kumulatif Cum.Jan. to date
8540710000	Magnetrons	104	1 060	2 468	268 347
8540790000	Microvawe tubes, not magnetrons, exclgrid-controlled tubes	0	104	0	67 688
8540810000	Receiver/amplifier valves and tubes	371	20 334	13 941	899 814
8540890000	Other valves and tubes	578	55 223	27 470	603 898
8540910000	Parts of cathode-ray tubes	70 832	857 672	874 148	12 254 005
8540991000	Parts of microwave tubes	468	33 702	1 855	158 416
8540999000	Other parts of thermionic,cold cathodeor photo cathode valves an	990	21 774	42 626	968 419
8541100000	Diodes, other than photosensitive/lightemitting diodes	107 590	1 980 265	7 760 825	133 073 280
8541210000	Transistor oth than photosensitivewith a dissipation rate of <1 W	12 777	187 263	1 700 049	22 287 076
8541290000	Transistor oth than photosensitivewith a dissipation rate of >=1 W	142 064	2 158 505	4 885 308	86 721 163
8541300000	Thyristors,diacs and triacs, other thanphotosesintive devices	8 882	106 796	1 499 824	15 621 952
8541401000	Light emitting diodes	83 004	647 461	10 535 036	91 647 803
8541402100	Photovoltaic cells, not assembled	2 191	85 675	211 758	1 773 843
8541402200	Photovoltaic cells, assembled in modulesor made up into panels	9 278	255 713	121 540	2 228 019
8541402900	Oth photocells, including photodiodes &phototransistors	35 937	394 114	357 971	5 201 913
8541409000	Oth photosensitive semiconductor devices	158 756	823 988	3 434 224	38 393 452
8541500000	Other semiconductor devices	10 189	322 637	1 466 677	26 543 198
8541600000	Mounted piezo-electric crystals	10 437	219 397	862 421	16 552 346
8541900000	Parts of diodes,transistors & similar;photosensitives semiconduct	10 284	192 959	516 552	10 846 548
8542310000	Processor & controller of electronicsintegrated circuits	213 173	2 934 919	24 336 334	308 440 389
8542320000	Memories of electronic integratedcircuits	79 298	856 636	9 515 272	85 616 049
8542330000	Amplifiers of electronic integratedcircuits	11 456	198 719	266 897	6 554 580
8542390000	Other electronic integrated circuits	286 590	3 917 438	93 617 261	1 234 954 150
8542900000	Parts of electronic integrated circuits	282 539	1 432 744	5 327 552	60 854 233
8543100000	Particle accelerators	5 780	29 291	34 537	874 561
8543200000	Signal generators	23	40 791	14 893	2 977 877
8543302000	Wet processing equip. for the applic. by immersion of chemical/elc	354	105 631	7 285	1 342 385
8543309000	Oth machine&apparatus for electroplating,electrolysis/electropho	81 390	5 352 299	3 238 118	103 922 696
8543701000	Electric fence energisers	13 365	180 975	43 370	2 510 122
8543702000	Remote control apparatus, other thanradio remote control appara	110 352	1 836 828	1 851 343	38 345 336
8543703000	Electrical machines with translation ordictionary functions	6 015	31 680	454 541	4 117 168
8543704000	Equip/machine for removal dust particle& curing material by UV li	2 330	64 071	294 665	2 402 983
8543705000	Integrated receiver/decoder (IRD) fordirect broadcast multimedia	147 155	3 444 676	843 812	24 138 166
8543709000	Oth electrical machines & apparatus,having individual fuctions	437 333	3 585 882	5 187 223	47 574 840
8543901000	Parts of particle accelerators orsignal generators	3	1 659	235	211 970
8543902000	Part of wet processing equip for applic.by immersion of chemical/i	14 765	159 065	400 582	823 383
8543903000	Parts of electrical machines withtranslation or dictionary functions	0	68	0	234
8543904000	Part of equip/machine for removal dustparticle & curing material l	0	1	0	73
8543905000	Part of Integrate receiver/decoder (IRD)for direct broadcast multir	12 270	169 827	37 910	411 213
8543909000	Parts of oth electrical machines andapparatus,having individual fu	252 065	2 177 922	7 619 751	67 731 035
8544111000	Winding wire of copper,w/ an outercoating of lacquer or enamel	212 499	3 226 507	2 485 922	38 059 902
8544112000	Winding wire of copper,w/ an outer coat/cover w/paper, textile m	59 579	647 050	668 016	8 497 905
8544119010	Winding wire of copper, laquer/enamelled & cover with paper, tex	52 766	405 305	347 527	3 928 559
8544119020	Winding wire of copper, rect cross-sect. and without connectors	21 629	1 646 795	236 381	11 717 714
8544119090	Other winding wire of copper	8 941	373 392	156 224	6 795 922
8544190010	Winding wire not of copper, laquered orenamelled	22 103	482 512	171 865	3 232 507
8544190020	Manganese resistance wire	21 559	711 043	130 854	3 814 462
8544190090	Winding wire not of copper,not lacquere/enamelled, not mangan	75 950	1 117 668	717 598	9 743 134
8544201100	Co-axial cable/elec:fitted w/ connector;<=66.000V;insulated w/ ru	87 838	626 240	567 961	3 972 778
8544201900	Co-axial cable/elec:fitted w/ connector;<=66.000V;insulate not w/	371 917	14 361 716	5 600 969	125 333 586
8544202100	Co-axial cable/elec;unfitted w/ conectr;<=66.000V;insulated w/ ru	53 017	2 081 623	315 038	13 418 306
8544202900	Co-axial cable/elec;unfitted w/ conectr;<=66.000V;insulate not w/	1 082 747	17 320 774	5 216 486	84 632 335
8544203100	Co-axial cable/elec:fitted w/ connector;>66.000V;insulated w/ rub	29 381	288 707	308 982	2 874 638
8544203900	Co-axial cable/elec:fitted w/ connector;>66.000V;insulate not w/ r	54 629	2 781 370	274 777	5 146 749
8544204100	Co-axial cable/elec;unfitted w/ conectr;>66.000V;insulated w/ rub	0	177 847	0	1 371 495
8544204900	Co-axial cable/elec;unfitted w/ conectr;>66.000V;insulate not w/ r	106 263	769 780	805 171	7 740 744
8544301200	Wiring harness for mtor vehicle;of head87.02,87.03,87.04/84.11;i	183 168	1 640 668	3 709 424	31 566 152
8544301300	Wring harness for mtor vehicle;excl head87.02,87.03,87.04/84.11;	13 038	1 985 305	240 183	3 609 541
8544301400	Wiring harness for mtor vehicle;of head87.02,87.03,87.04/84.11;r	10 291	143 540	226 057	1 651 225
8544301900	Wring harness for mtor vehicle;excl head87.02,87.03,87.04/84.11;	16 814	169 975	317 356	3 926 828
8544309100	Ignition wiring sets,not wiring set,usedin vehicle,aircraft/ship;insul	14 225	264 365	359 877	6 780 949
8544309900	Ignition wiring sets,not wiring set,usedin vehicle,aircraft/ship;no ir	315 088	4 484 846	4 672 444	49 466 916
8544421100	Telephone, telegraph, radio relay cables submarine,fitted w/ conne	1 862	25 012	24 224	226 970
8544421200	Telephone, telegraph, radio relay cablenot submarine,fitted w/ co	633	8 785	17 849	251 164
8544421900	Oth elect conductor,fitted w/ connector;used for communication,;	153 419	1 270 471	2 061 557	21 626 864
8544422100	Telephone, telegraph, radio relay cables submarine,fitted w/ cnecto	1 553	71 329	63 680	528 009
8544422200	Telephon,tlegraph,radio relay cable;notsubmarine,fitted w/ cnectr	61	15 274	1 722	140 200
8544422900	Oth elect conductor,fitted w/ connector;used for communication,;	95 136	549 181	848 528	6 156 758
8544423200	Battery cable;<=1000V;insulate w/ rubberfor vehicle head 87.02,8	58	1 330	1 651	23 441
8544423300	Battery cable;<=1000V;insulate w/ rubberfor vehicle head 87.02,8	286	21 570	13 936	383 604
8544423400	Battery cable;<=1000V,insulate w/ rubberfor vehicle head 87.02,8	0	5 735	0	115 156

**I.3. IMPOR MENURUT KOMODITI / IMPORT BY HS COMMODITY**  
**\*\*\* NOVEMBER/NOVEMBER 2012 \*\*\***

HS	Uraian Komoditi Commodity Description	Berat Bersih / Net Weight (Kg)		Nilai / Value C.I.F (US\$)	
		Bulan ini Current Month	Kumulatif Cum.Jan. to date	Bulan ini Current Month	Kumulatif Cum.Jan. to date
8544423900	Battery cab;<=1000V;no insulate w/rubberecl vehicle head 87.02,8	666	11 732	12 094	156 099
8544429100	Electrical cables insulated w/ plasticdiameter <=19,5 mm,use for t	183 489	3 457 696	4 594 468	48 400 937
8544429200	Electrical cables insulated w/ plasticdiameter >19,5 mm,use for tel	51 189	836 459	389 921	13 195 736
8544429910	Car cigarettes lighters adapters	4 835	8 506	59 390	168 801
8544429990	Oth elect conductor,fitted w/ connector,used for telecommunicati	286 544	1 748 548	1 894 856	11 769 537
8544491100	Telephone, telegraph, radio relay cables submarine,not fitted w/ co	5 763	133 495	105 298	872 745
8544491200	Telephone, telegraph, radio relay cable not submarine,not fit w/ cr	73	3 184	3 125	32 025
8544491900	Oth elect conductor,not fit w/ cconnector;used for communication,v	177 027	4 110 873	1 188 475	15 204 395
8544492100	Shielded wire for mnfact.of auto-wiringharnesses, not for commur	505 471	16 706 510	6 408 147	80 711 179
8544492200	Electrical cables insulated w/ plasticdiamtr<=19,5 mm,not use for	136 972	198 091	109 580	254 945
8544492300	Electrical cables insulated w/ plasticdiamtr>19,5 mm,not use for te	45 484	83 936	145 698	451 397
8544492900	Oth electric conductors,not fitted w/connector,not for telecommu	1 141 027	14 246 891	4 258 131	55 422 304
8544493100	Telephone,tlegraph,radio relay cable submarine,for communic,80V	5	612	48	18 190
8544493200	Oth elect connector,fitted w/ connectorfor comm,insulate w/ plas	219	3 819	7 340	48 322
8544493900	Oth elect connector,fit w/ connector forcomm,not insulate w/ pla	235 694	3 049 686	2 031 423	27 629 385
8544494100	Oth elect cconnector,fit w/ connector,>80V&<=1000V,not for com,ir	87 138	1 063 114	1 107 740	11 705 403
8544494900	Oth elect cconnector,fit w/ connector,>80V&<=1000V,no for com,in	281 712	5 754 498	2 330 617	24 638 009
8544601100	Oth electric conductors,>1 kV & <=36kV,insulate plastic w/ core di	244 378	1 730 122	1 266 475	8 480 380
8544601900	Oth electric conductors,>1 kV & <=36kV,insulate plastic w/ core di	11 057	1 414 346	165 030	15 419 466
8544602100	Oth electric conductors,>36 kV & <=66kV,insulate plastic w/ core c	105 006	607 934	478 390	3 748 448
8544602900	Oth electric conductors,>1 kV & <=36kV,insulate plastic w/ core di	388 254	3 113 210	6 663 448	26 205 303
8544603000	Other electric conductors, for a voltage > 66 kV	9 224	363 789	82 272	3 909 192
8544701000	Optical fibre cable of teleph,telegraph,radio relay cables,submarin	78 313	1 001 155	1 100 631	7 315 034
8544709000	Other optical fibre cables	1 789 722	6 852 924	10 297 977	37 779 551
8545110000	Electroda of graphite, used for furnaces	1 270 052	9 942 020	4 808 109	37 756 735
8545190000	Electroda of graphite, used not forfurnaces	18 694	627 762	166 682	8 942 365
8545200000	Carbon brushes of graphite/oth carbon,for electrical purposed	55 550	582 094	1 115 045	11 817 049
8545900000	Lamp carbon,battery carbon & oth articleof graphite/oth carbon,w	94 496	2 243 288	2 598 977	18 265 455
8546100000	Electrical insulators of glass	446 420	2 393 115	980 729	6 952 971
8546201000	Transformer bushing & circuit breakerinsulator, of ceramic	55 158	955 386	548 053	4 223 281
8546209000	Electrical insulators of any materialother than glass & ceramics	1 095 859	12 478 519	1 425 006	15 983 976
8546900000	Oth elect insulators not of glass and of ceramics	144 045	3 580 918	1 764 747	17 397 555
8547100000	Insulating fitting for electrical mchineappl/equip; of ceramics	80 033	661 061	1 196 959	15 801 083
8547200000	Insulating fitting for electrical mchineappl/equip; of plastics	168 098	1 768 493	3 234 169	28 617 785
8547901000	Elect conduit tubingng & joint thereforof base metal line w/ insula	56 418	1 310 392	438 558	4 216 405
8547909000	Oth insulating fittings for elect mach,appliances/equipment, being	593 860	3 918 921	2 229 608	26 142 843
8548101200	Lead acid scrap storage batteries,drained/undrained,used in aircra	0	215	0	39 533
8548101900	Lead acid scrap storage batteries,drained/undrained,used for oth j	3	16	918	13 885
8548102900	Other waste and scrap containing mainlyiron	0	12	0	262
8548103300	Waste & scrap contain mainly copper ofelectric accumulators,usec	0	251	0	2 076
8548109100	Waste & scrap of primary cells andprimary batteries,cont. oth mat	0	19	0	3 206
8548109200	Waste & scrap of electric accumulators,used in aircraft,cont. oth n	0	66	0	1 176
8548109900	Other waste & scrap containing othermaterials	23	416	44 136	120 788
8548901000	Image sensors contact type copmrising aphoto-conductive sensor	32 567	8 501 077	971 157	11 051 337
8548902000	Printed circuit assemblies incl suchassemblies for external connect	6 529	18 899	315 783	1 025 317
8548909000	Other waste & scrap of primary cells;primary batteries	37 827	2 099 274	1 657 757	37 890 507
8601100000	Rail locomotive powered from an externalsource of electricity	630 920	2 853 041	1 053 800	5 006 489
8601200000	Rail locomotives powered by electricaccumulators	0	13 179	0	4 412 411
8602100000	Diesel-electric locomotives	0	1 156	0	2 160 762
8602900000	Locomotive tenders	0	69 686	0	668 666
8603100000	Self-propelled railway/tramway coaches,van & truck power by ext	0	10 070 664	0	30 681 214
8603900000	Self-propelled railway/tramway coaches,van & truck power by int	0	37	0	967
8604000000	Railway/tramway maintenance/servicevehicles, whether/not self-	8 635	164 046	904 293	6 197 552
8606100000	Tank wagons and the like	6 345	9 270	30 671	92 011
8606920000	Oth rail/tramway good van&wagon,not self propelled,open,nonre	8 203	8 203	8 400	8 400
8606990000	Oth rail/tramway good van&wagon,not self propelled,open,nonre	14	12 021	786	77 270
8607110000	Driving bogies and bissel-bogies	18 674	293 337	153 792	1 027 082
8607120000	Other bogies and bissel-bogies	0	3 401	0	94 178
8607190000	Axles & wheels, and parts thereof	996 997	7 839 859	4 546 509	31 465 614
8607210000	Air brakes and parts thereof	6 386	81 947	138 853	2 247 700
8607290000	Brakes and parts thereof other than airbrakes	6 801	282 102	168 118	1 797 885
8607300000	Hooks & oth coupling devices, buffers,and parts thereof	47 892	540 239	542 680	2 565 856
8607910000	Other parts of locomotives	6 404	55 018	91 686	1 320 262
8607990000	Other part of trolling stock	16 997	2 417 437	461 087	7 419 095
8608002000	Electromechanic equip of railway/tramway track fixtures,fitting, m	6 413	68 644	605 342	5 145 690
8608009000	Non-electromech equip of railway/tramway track fixtures,fitting, n	28 884	1 132 896	1 105 847	6 302 812
8609000010	Containers of metal,design & equip forcarriage by one/more mod	424 623	1 531 021	2 956 581	9 708 484
8609000020	Containers of wood, design & equip forcarriage by one/more mod	1	488	93	894
8609000090	Container of oth material,design&equip for carriage by one/more	28 035	559 807	146 262	3 747 628
8701101100	Pedestrian controlled tractors,power <=22.5 kW, for agricultural u	0	106 520	0	505 301
8701101900	Pedestrian controlled tractors,power <=22.5 kw oth than for agric	45 136	111 278	183 092	444 612

**I.3. IMPOR MENURUT KOMODITI / IMPORT BY HS COMMODITY**  
**\*\*\* NOVEMBER/NOVEMBER 2012 \*\*\***

HS	Uraian Komoditi Commodity Description	Berat Bersih / Net Weight (Kg)		Nilai / Value C.I.F (US\$)	
		Bulan ini Current Month	Kumulatif Cum.Jan. to date	Bulan ini Current Month	Kumulatif Cum.Jan. to date
8701109100	Pedestrian controlled tractors, power >22.5 kw for agricultural use	0	11 162	0	24 366
8701109900	Pedestrian controlled tractors, power >22.5 kw oth than for agricu	0	8 110	0	58 123
8701209000	Road tractors for semi-trailers, not ckd	1 318 960	15 874 025	6 862 272	85 159 045
8701300000	Track-laying tractors	0	376 043	0	2 409 482
8701901000	Agriculture tractors	1 180 823	7 235 824	8 731 246	52 542 722
8701909000	Other tractors (other than tractors of heading 87.09)	4 155	779 117	19 560	5 560 520
8702101000	Motor cars incl stretch limousine, for transport >=10 p, ckd, diesel	0	123 400	0	9 640 152
8702104910	Motor coach, bus/minibus, for >=10 p, g.v.w. < 6 t, ckd, diesel	0	1 857	0	26 201
8702104920	Motor coach, bus/minibus, for >=10 p, g.v.w. > 18 t but <=24 t, ckd, d	73 037	124 952	613 605	1 047 225
8702105000	Oth motor vehicles for the transport >=10 p, ckd, diesel or semi-die	0	127 146	0	829 008
8702106000	Motor cars incl stretch limousine, for transport >=10 p, not ckd, dies	0	15 832	0	171 772
8702108100	Oth motor coach, bus/minibus, for >=10 p, g.v.w. >= 6 t but <=18 t, n	0	27 035	0	238 066
8702108910	Oth motor coach, bus/minibus, for >=10 p, g.v.w. < 6 t, not ckd, dies	341 070	2 566 076	4 926 641	28 167 997
8702108920	Oth motor coach, bus/minibus, for >=10 p, g.v.w. >=18 t & <24t, not	0	49 200	0	562 400
8702108930	Oth motor coach, bus/minibus, for >=10 p, g.v.w. >= 24 t, not ckd, d	289 000	307 500	2 633 547	2 740 369
8702109000	Oth motor vehicles for the transport >=10 p; not ckd, diesel	0	172 673	0	3 313 165
8702901920	Oth motor vehicles, non diesel, >= 10 p, ckd, g.v.w. > 24 t	0	28 000	0	235 000
8702909420	Motor vehicle, non diesel, transport >=30p, not ckd, g.v.w. >24 t, not	616 000	616 000	5 170 000	5 170 000
8702909510	Oth motor coach, bus/minibus, non diesel, transport >10 p, not ckd,	0	6 150	0	170 488
8702909520	Oth motor coach, bus/minibus, non diesel, transport >10 p, not ckd,	0	2	0	665
8702909910	Oth motor vehicle, non diesel, transport >= 10 p, not ckd, g.v.w. <=2	0	2 030	0	22 300
8702909920	Oth motor vehicle, non diesel, transport >= 10 p, not ckd, g.v.w. >24	0	2 018	0	34 517
8703101000	Golf cars, including golf buggies	9 476	262 830	4 894	413 140
8703109000	Vehicle specially design for travel on snow oth than golf cars	24 348	136 852	49 370	1 804 768
8703211000	Go-karts, cylinder capacity <= 1000 cc, internal combust reciprocating	0	2 713	0	15 920
8703212300	Motor car excl vans, <= 1,000 cc, ckd, not 4 WD, intrn combust recip	0	7 078	0	81 715
8703212910	Sedan/station wagon, <=1,000 cc, not ckd, not 4WD, intern combust	0	835	0	11 317
8703212990	Oth motor car, <= 1,000 cc, not ckd, not 4 WD, intern combust recip	16 144	2 863 347	359 971	20 541 812
8703213100	Other vehicles, <=1,000 cc, ckd, 4 WD, internal combust reciprocating	8	17	631	697
8703213900	Oth vehicles, <=1,000 cc, ckd, not 4 WD, drive, intern combust recip	34 266	53 794	175 748	263 584
8703219900	Oth vehicle, <=1,000 cc, not ckd, internal combust reciprocating piston	0	8 512	0	19 742
8703221110	Sedan/station wagons, 1000-1500 cc, ckd, internal combust reciproc	78 118	458 077	180 900	1 509 004
8703221190	Oth motor car, no sedan, 1000-1500 cc, ckd, internal combust reciproc	0	9 849 962	0	104 094 956
8703221910	Sedan/station wagon, 1000-1500cc, not ckd, internal combust recip	1 432 464	19 933 595	13 714 367	195 544 374
8703221990	Oth motor car, no sedan, 1000-1500 cc, not ckd, intern combust recip	7 571 026	61 092 749	80 574 268	638 872 319
8703222100	Other vehicles, 1000-1500 cc, ckd, 4 WD, internal combust reciproc	0	3	0	8
8703222900	Oth vehicle, 1000-1500 cc, ckd, not 4 WD, internal combust reciproc	7	4 842	135	126 009
8703229900	Other vehicles, 1000-1500 cc, not ckd, internal combust reciprocating	694 875	4 126 475	7 918 653	47 126 944
8703231000	Ambulance, 1500-3000cc, internal combust, reciprocating piston engine	0	10 885	0	272 416
8703232900	Hearse, 1500-3000 cc, not ckd, internal combust reciprocating piston	0	3 280	0	154 556
8703235110	Sedan/station wagons, 1500-1800 cc, ckd, internal combust reciproc	0	45 675	0	863 476
8703235190	Oth motor car excl van, no sedan, ckd, 1500-1800cc, intern combust r	0	34 573	0	525 165
8703235210	Sedan/station wagons, 1800-2000 cc, ckd, internal combust reciproc	0	8 490	0	2 540 629
8703235290	Oth motor car excl van, no sedan, ckd, 1800-2000cc, intern combust r	1 604 928	12 240 379	21 711 936	148 982 256
8703235310	Sedan/station wagons, 2000-2500 cc, ckd, internal combust reciproc	0	14 682	0	274 973
8703235390	Oth motor car excl van, no sedan, ckd, 2000-2500cc, intern combust r	0	920 534	0	5 401 779
8703235410	Sedan/station wagons, 2500-3000 cc, ckd, internal combust reciproc	0	5 035	0	131 230
8703235490	Oth motor car excl van, no sedan, ckd, 2500-3000cc, intern combust r	0	24 062	0	135 363
8703236110	Sedan/station wagon, 1500-1800cc, not ckd, internal combust recip	336 630	6 223 869	3 621 050	85 717 944
8703236190	Oth motor car excl van, 1500-1800cc, not ckd, 2 WD, intern combust	121 818	7 090 750	1 146 422	68 821 135
8703236192	Oth motor car excl van, 1500-1800cc, not ckd, 4 WD, intern combust	0	34 176	0	493 238
8703236210	Sedan/station wagon, 1800-2000cc, not ckd, internal combust recip	209 665	1 535 018	2 536 326	21 912 499
8703236291	Oth motor car excl van, 1800-2000cc, not ckd, 2 WD, intern combust	996 590	3 306 937	13 824 766	43 883 199
8703236292	Oth motor car excl van, 1500-1800cc, not ckd, 4 WD, intern combust	114 506	1 926 312	1 207 950	25 690 720
8703236310	Sedan/station wagon, 2000-2500cc, not ckd, internal combust recip	531 015	7 144 687	8 634 764	120 188 611
8703236391	Oth motor car excl van, 2000-2500cc, not ckd, 2 WD, intern combust	2 876 556	20 175 789	34 840 375	298 291 046
8703236392	Oth motor car excl van, 2000-2500cc, not ckd, 4 WD, intern combust	45 704	396 231	325 849	4 126 012
8703236410	Sedan/station wagon, 2500-3000cc, not ckd, internal combust recip	18 751	734 533	421 860	14 718 439
8703236491	Oth motor car excl van, 2500-3000cc, not ckd, 2 WD, intern combust	131 709	2 471 788	2 117 818	38 170 864
8703236492	Oth motor car excl van, 2500-3000cc, not ckd, 4 WD, intern combust	61 141	1 002 903	1 551 266	17 881 055
8703239210	Oth vehicle, 1800-2000cc, not ckd, 2 WD, internal combust reciproc	2 418	162 467	29 450	1 826 531
8703239390	Oth vehicle, 2000-2500cc, not ckd, 4 WD, internal combust reciproc	0	49 870	0	676 699
8703239410	Oth vehicle, 2500-3000cc, not ckd, 2 WD, internal combust reciproc	0	14 767	0	258 319
8703239490	Oth vehicle, 2500-3000cc, not ckd, 4 WD, internal combust reciproc	0	140 902	0	2 663 998
8703241000	Ambulances, > 3000 cc, internal combust reciprocating piston engine	0	3 045	0	140
8703244190	Oth motor car, no sedan, >3000cc, ckd, 4 WD, internal combust recip	0	17 044	0	523 709
8703245110	Sedan/station wagon, >3000 cc, 4 WD, not ckd, internal combust recip	20 937	462 303	438 000	22 277 485
8703245190	Oth motor car, no sedan, >3000cc, not ckd, 4 WD, internal combust r	258 603	3 974 212	3 715 573	62 732 072
8703245910	Sedan/station wagon, >3000 cc, not 4 WD, not ckd, intern combust r	53 366	1 215 664	1 898 783	41 919 420
8703245990	Oth motor car, no sedan, > 3000cc, not ckd, not 4 WD, intern combust	64 760	1 182 903	1 308 244	22 291 482
8703311110	Sedan/station wagon, <=1500 cc, ckd, 4 WD, diesel	0	2 148	0	9 886

**I.3. IMPOR MENURUT KOMODITI / IMPORT BY HS COMMODITY**  
**\*\*\* NOVEMBER/NOVEMBER 2012 \*\*\***

HS	Uraian Komoditi Commodity Description	Berat Bersih / Net Weight (Kg)		Nilai / Value C.I.F (US\$)	
		Bulan ini Current Month	Kumulatif Cum.Jan. to date	Bulan ini Current Month	Kumulatif Cum.Jan. to date
8703312000	Other motor cars excl van, <= 1500 cc,not ckd,diesel	0	1 562	0	7 708
8703319900	Other vehicles,<=1500 cc,not ckd,diesel,not 4 WD	0	3 439	0	21 891
8703324990	Oth motor cars,no sedan, 2000-2500 cc,not ckd,diesel	701 469	2 772 746	5 503 943	19 999 960
8703325200	Motor car excl van,1500-2000cc,not ckd,4 WD,diesel	0	53 240	0	950 553
8703325300	Motor car excl van,1500-2000cc,not ckd,not 4 WD,diesel	73 124	3 855 560	806 357	43 221 947
8703325400	Motor cars excl van, 1500-2500 cc,notckd,4 WD,diesel	513 943	4 379 789	6 422 268	53 251 798
8703325900	Motor car excl van,1500-2500cc,not ckd,not 4 WD,diesel	2 885 775	28 472 157	35 590 698	357 131 186
8703326000	Homes-cars, 1500-2500 cc,diesel	0	7 000	0	63 300
8703329200	Oth vehicle,1500-2000 cc,not ckd,diesel,4 WD	8 390	20 057	93 550	236 315
8703329300	Oth vehicle,1500-2000 cc,not ckd,diesel,oth than 4 WD	0	32 963	0	485 357
8703329400	Oth vehicle,1500-2500 cc,not ckd,diesel,4 WD	0	11 680	0	108 400
8703329900	Oth vehicle,1500-2500 cc,not ckd,diesel,oth than 4 WD	0	290 322	0	3 293 442
8703331000	Ambulances, 2500-3000 cc, diesel	0	5 700	0	2 052
8703334390	Other motor cars excl van,2500-3000 cc,ckd, no sedan, 4 WD, dies	0	4 232	0	108 028
8703334990	Other motor cars excl van,> 3000cc,ckd,no sedan, oth than 4 WD,	0	2 510	0	97 000
8703335300	Other motor cars, 2500-3000 cc, not ckd, 4WD, diesel	12 203	175 996	103 800	2 606 878
8703335400	Other motor cars, 2500-3000 cc, not ckd, oth than 4 WD,diesel	13 951	131 939	145 098	2 183 026
8703335500	Other motor cars, > 3000 cc, not ckd,4 WD, diesel	304 484	2 620 884	4 807 485	45 366 056
8703335900	Other motor cars, > 3000 cc,not ckd,oththan 4 WD, diesel	0	15 278	0	991 361
8703339100	Other vehicles, > 2500 cc,not ckd,4 WD,diesel	0	9 500	0	3 420
8703339900	Other vehicles, > 2500 cc, not ckd,oththan 4 WD, diesel	0	255 425	0	427 683
8703901300	Oth electrically-powered vehicles,fortransport of persons, CKD	0	2 400	0	54 800
8703901900	Oth electrically-powered vehicles,fortransport of persons, not CKC	0	38 047	0	339 729
8704101300	Damper,designed for-off highway,CKD,g.v.w. <= 5 t	422	281 169	4 550	3 103 275
8704101400	Damper,designed for-off highway,CKD,g.v.w. < 5 t but >= 10 t	0	857	0	493
8704101700	Damper,designed for-off highway,CKD,g.v.w. < 24 t but >= 45 t	0	1 288 498	0	8 254 703
8704101800	Damper,designed for-off highway,CKD,g.v.w. > 45 t	290 271	17 309 881	6 509 734	261 117 451
8704102300	Damper,designed for-off highway,not CKD, g.v.w. <= 5 t	0	446 516	0	7 473 229
8704102400	Damper,designed for-off highway,not CKD, g.v.w. < 5 t but >= 10 t	0	48 103	0	731 180
8704102700	Damper,designed for-off highway,not CKD, g.v.w. < 24 t but >= 45	2 053 304	36 003 997	18 369 501	358 119 269
8704102800	Damper,designed for-off highway,not CKD, g.v.w. > 45 t	367 175	59 125 691	4 088 236	758 352 619
8704211100	Refrigerated lorries(truck),g.v.w.<=5 t, ckd,diesel	47	371	1 461	17 102
8704211900	Oth motor vehicles,for transport goods, g.v.w. <= 5 t,ckd, diesel	52 955	86 480	774 123	950 116
8704212900	Oth motor vehicles,for transport goods,g.v.w. <= 5 t, not ckd, dies	5 403 266	46 374 997	48 909 695	433 486 652
8704221100	Refrigerated lorries (truck),g.v.w. <5 t but <= 6 t,ckd, diesel	0	171 932	0	4 048 074
8704221900	Oth motor vehicles,for transport goods,g.v.w. <5 t but >= 6 t, ckd,	405 948	5 731 089	9 796 416	133 428 093
8704222900	Oth motor vehicles,for transport goods,g.v.w. 5-6 t, not ckd, diese	0	4 050	0	31 690
8704223900	Oth motor vehicles,for transport goods, g.v.w. 6-20 t,ckd, diesel	815 811	5 282 568	7 254 767	47 427 879
8704224300	Tanker vehicles;bulk cement truck,g.v.w. 6-20 t, not ckd, diesel	0	45 046	0	185 308
8704225100	Oth motor vehicles,for transport goods,g.v.w. 6-10 t, not ckd, dies	0	29 215	0	531 109
8704225900	Other vehicles for the transport ofgoods,10-20 t, not ckd, diesel	32 010	212 616	413 765	3 927 456
8704231100	Refrigerated lorries (trucks), 20-24 t,ckd, diesel	0	5 500	0	1 980
8704232300	Tanker vehicles; bulk-cement lorries,20-24 t, not ckd, diesel	22 315	22 315	26 000	26 000
8704232900	Other lorries (trucks), 20-24 t,not ckd, diesel	26 690	112 026	262 538	862 108
8704235900	Other lorries (trucks), 25-45 t,ckd, diesel	1 510 268	9 641 846	13 487 507	92 603 436
8704236100	Refrigerated lorries (trucks), 25-45 t,not ckd, diesel	53 271	323 834	89 112	532 499
8704236300	Tanker vehicles; bulk-cement lorries,25-45 t, not ckd, diesel	64 065	607 157	75 172	3 518 225
8704236400	Armoured cargo vhcls for transportvaluables, 24-45 t, not ckd,dies	0	8 000	0	8 241
8704236500	Hooklift lorries (trucks), 25-45 t,not ckd, diesel	11 820	64 588	15 632	95 928
8704236600	Dumpers, 24-45 t, not ckd,diesel	10 155	2 629 993	17 168	8 973 491
8704236900	Other lorries (trucks), 25-45 t,not ckd, diesel	2 157 305	42 568 318	10 690 793	309 322 492
8704237900	Other lorries (trucks), g.v.w > 45 t, ckd, diesel	0	559 510	0	5 468 762
8704238200	Refuse collection vhcls having a refusecompres device,> 45 t, not c	0	18 303	0	350 269
8704238300	Tanker vehicles; bulk-cement lorries(trucks),g.v.w > 45 t, not ckd,c	0	56 000	0	155 921
8704238400	Armoured cargo vehicles for transportingvaluables,g.v.w > 45 t, n	0	309 252	0	859 247
8704238600	Dumpers, g.v.w.> 45 t, not ckd, diesel	0	382 283	0	1 234 453
8704238900	Other lorries (trucks), > 45 t, not ckd, diesel	57 914	4 553 971	554 477	34 383 401
8704311900	Other lorries (trucks) , <= 5 t, ckd,internal combustion piston engi	0	1 500	0	15 752
8704312900	Other lorries (trucks), <= 5 t, not ckd,internal combustion piston er	681 974	5 524 093	4 607 208	39 254 815
8704328300	Tanker vhcls;bulk-cement lorries, 24-45t,not ckd,internal combust	0	152 670	0	819 870
8704328600	Dumpers, g.v.w. 24-45 t, not ckd,internal combustion piston engine	0	130 330	0	420 000
8704328900	Other lorries (trucks), g,v,w, 24-45 t,not ckd,internal combust pistc	40 629	235 066	155 503	3 508 974
8704329400	Refuse collect vhcl,with compres device> 45 t,not ckd,int combus	0	55 574	0	1 063 502
8704329900	Other lorries (trucks), > 45 t, not ckd,internal combustion piston er	0	349	0	5 864
8704901000	Motor vehicles for the transport ofgoods, ckd	0	9 152	0	311 206
8704909900	Motor vehicles for the transportof goods,>45 t, not ckd	0	1 119	0	61 601
8705100000	Crane lorries	371 743	3 033 136	1 586 452	13 950 599
8705200000	Mobile drilling derricks	0	247 885	0	1 196 201
8705300000	Fire fighting vehicles	96 731	603 787	300 788	14 702 650
8705400000	Concrete-mixer lorries	715 189	8 218 558	2 077 136	31 277 983
8705905000	Street clean vhcl, cesspool emptiermobile clinic;spray lorries of all	11 307	112 000	286 674	1 621 093

**I.3. IMPOR MENURUT KOMODITI / IMPORT BY HS COMMODITY**  
**\*\*\* NOVEMBER/NOVEMBER 2012 \*\*\***

HS	Uraian Komoditi Commodity Description	Berat Bersih / Net Weight (Kg)		Nilai / Value C.I.F (US\$)	
		Bulan ini Current Month	Kumulatif Cum.Jan. to date	Bulan ini Current Month	Kumulatif Cum.Jan. to date
8705909000	Other special purpose motor vehicles	1 218 510	5 637 990	9 761 192	40 319 811
8706001920	Chasis fitted w/ engines of road tractorfor semi-trailers,track-layin	0	336	0	399
8706001930	Oth chasis fitted with engines for othertractors	0	2 071	0	5 062
8706002910	Chasis fitted with engines for vehicles< 10 person, for cars <=24 t	306 000	852 400	582 905	1 634 960
8706002920	Chasis fitted with engines for vehicles< 10 person, for cars > 24	0	19 380	0	579 111
8706004020	Chasis fitted with engines for vehiclestransport of goods, g.v,w > 2	1 550	53 233	41 466	160 978
8706005000	Chasis fitted with engines for specialpurposes motor vehicles	0	95	0	825
8707101000	Bodies for the vehicles transport ofpersons; go-karts:golf cars:golf	90	2 322	666	7 681
8707109000	Other bodies for the vehiclestransport of persons	253 171	3 446 565	1 690 637	24 088 069
8707901010	Bodies for road tractors semi-trailersor track-laying tractors	3 760	12 844	19 722	42 856
8707901020	Bodies for other tractor	114	47 782	2 388	106 368
8707902920	Bodies for vehicles transport;< 10 persons, for cars >24 t	0	23 409	0	4 062 664
8707903000	Bodies for special purpose motorvehicles	0	71 692	0	1 879 423
8707909010	Bodies for dumpers off highway use,not ckd, g,v,w > 45 t	0	994 144	0	10 717 721
8707909020	Other Bodies for the vehiclesof g.v.w .<= 24 t	1 018	22 802	2 977	17 563
8707909030	Other Bodies for the vehiclesof g.v.w .> 24 t	44 851	238 388	228 646	1 178 020
8708101000	Bumper and parts for tractors	2 327	57 834	12 422	447 078
8708109000	Bumper and parts for other tractors	328 982	5 964 853	3 516 207	38 351 347
8708210000	Safety seat belt for parts andaccessories	213 384	1 941 344	2 184 536	20 157 987
8708291100	Component of door trim assembly fortractors	2 545	26 019	52 465	617 119
8708291200	Component of door trimassembly fortransport of persons	271 505	2 018 772	3 940 874	30 545 183
8708291400	Component of door trim assembly fortransp>= 10 persons or tansp	51 298	1 036 230	317 397	4 383 936
8708291900	Component of door trim assembly forspecial purpose motor vehic	144 156	1 207 762	1 731 058	15 663 819
8708292000	Parts of safety seat belts	286 593	2 156 582	2 751 156	20 437 354
8708299200	Oth parts, access for vehicles oftractors	1 029	14 138	19 011	210 898
8708299300	Interior trim fitting; mudguards fortransport of persons	946 176	9 112 541	8 422 063	85 835 263
8708299400	Hood rods for vehiclestransport of persons	184	2 538	3 336	38 326
8708299500	Oth parts and accessoriesfor transport of person	1 243 502	9 809 078	13 621 702	108 433 406
8708299600	Interior trim fitting; mudguards fortransp>= 10 persons or tanspor	27 215	291 977	432 099	4 663 276
8708299700	Hood rods for transport>= 10 persons or tansport of goods	79	80	395	401
8708299800	Oth parts, access for transport>= 10 persons or transport of goods	75 378	985 499	481 740	6 835 433
8708299900	Other parts and access. Of motorvehicles of heading 8701-8705	788 911	9 003 626	6 875 570	96 585 811
8708301000	Brakes,servo-brakes; parts thereof fortractors	24 386	414 611	417 043	4 365 217
8708302100	Brake drums, brake disc or brake pipes for transport of persons	34 882	457 681	581 130	8 605 800
8708302900	Oth brake drums, brake disc or brakepipes for transport of person:	340 381	3 078 234	5 062 039	50 459 337
8708303000	Brake drums, brake disc or brake pipesof >= 10 persons/ tansport	20 688	233 827	332 144	3 819 862
8708309000	Oth brakes,servo-brakes; parts thereoffor transport of persons	451 064	5 327 164	6 514 719	65 985 354
8708401100	Gear boxes, unassembled fortransport of persons	31 860	907 133	283 660	9 166 638
8708401300	Gear boxes, unassembled for special purpose vehicles or tansport	3 889	14 431	57 968	300 891
8708401400	Gear boxes, unassembled for vehicletractors	0	849	0	19 213
8708401900	Gear boxes, unassembled fortransport vehicles , >= 10 person	408 183	4 864 544	5 143 236	71 462 744
8708402500	Gear boxes, assembled fortractors	597	14 428	25 204	156 276
8708402600	Gear boxes, assembled fortransport of persons	794 854	10 738 813	18 560 960	223 352 196
8708402710	Gear boxes, assembled; dumpers not ckd>= 1.2 t for goods/specia	0	45 296	0	666 099
8708402790	Gear boxes, assembled; dumpers not ckd< 1.2 t for goods/special	20 807	266 312	513 474	11 989 722
8708402900	Gear boxes, assembled fortransport vehicles , >= 10 person	284 577	1 635 518	5 463 547	28 207 594
8708409100	Parts of gear boxes and parts thereoftractors	360	21 816	9 263	275 069
8708409200	Parts of gear boxes and parts thereoftransport of persons	322 835	471 469	6 948 336	9 312 662
8708409900	Oth parts of gear boxes for vehiclesof heang 8701-8705	374 639	2 246 329	5 335 218	35 106 025
8708501100	Drive-axles with differential, unassemblfor transport of persons	1 587 821	13 691 990	13 377 582	108 582 885
8708501300	Drive-axles with differential, unassemblfor for goods/special purp	26 334	153 400	244 581	1 715 750
8708501500	Drive-axles with differential, unassembltractors	866	19 747	20 780	102 349
8708501900	Drive-axles with differential, unassemblfor transport ,>=10 person	42 244	856 056	158 837	3 255 870
8708502500	Drive-axles with differential, assambledfor tractors	33 433	479 455	701 238	9 330 730
8708502600	Drive-axles with differential, assambledfor transport of persons	1 259 613	9 095 705	12 993 920	89 238 116
8708502710	Drive-axles for damper,not ckd dmtr >=120 mm for goods/special	85 572	2 584 015	1 517 516	40 602 459
8708502790	Drive-axles for damper,not ckd dmtr <120 mmfor goods/special p	36 471	234 007	678 920	4 880 630
8708502900	Drive-axles with differential, assambledfor transport of persons	270 383	2 382 796	983 804	9 768 664
8708509100	Parts crown wheels&pinion of drive axleswith diff. for tractors	337	88 636	3 090	255 139
8708509200	Oth parts crown wheels&pinion of driveaxl with diff for tractors	583	4 216	23 276	129 405
8708509300	Parts of drive-axles with differential,for transport of person	35 761	274 893	568 868	3 955 461
8708509900	Oth parts of drive-axles withdifferential, for vehicles 8701-8705	204 293	2 028 718	1 648 505	18 444 509
8708701500	Road wheels of hub-caps for tractors	4 426	62 900	17 818	314 293
8708701600	Road wheels of hub-caps for transportof person	283 150	2 461 899	742 702	8 622 894
8708701700	Road wheels of hub-caps for vehicles>= 10 persons or tansport of	63 101	740 532	130 448	1 835 062
8708701900	Road wheels of hub-caps forspecial purpose motor vehicles	266 599	4 375 963	507 224	11 248 966
8708702100	Road wheels of wheels fitted with tyresfor tractors	0	21	0	840
8708702200	Road wheels of wheels fitted with tyresfor transport of person	916	34 492	41 294	305 930
8708702900	Road wheels of wheels fitted with tyresfor transp person;goods;sp	3 802	239 354	45 815	1 240 099
8708703100	Road wheels of wheels not fitted withtyres for tractors	0	23 738	0	120 574
8708703200	Road wheels of wheels not fitted withtyres for transport of person	227 205	1 579 150	693 394	6 190 962

**I.3. IMPOR MENURUT KOMODITI / IMPORT BY HS COMMODITY**  
**\*\*\* NOVEMBER/NOVEMBER 2012 \*\*\***

HS	Uraian Komoditi Commodity Description	Berat Bersih / Net Weight (Kg)		Nilai / Value C.I.F (US\$)	
		Bulan ini Current Month	Kumulatif Cum.Jan. to date	Bulan ini Current Month	Kumulatif Cum.Jan. to date
8708703910	Road wheels of wheels not fitted withtyres of damper,not ckd dmi	36 480	574 062	177 786	2 391 650
8708703990	Road wheels of wheels not fitted withtyres of damper,not ckd dmi	376 873	2 039 079	250 469	2 322 129
8708709500	Other road wheel and parts for tractors	253	31 320	6 678	183 433
8708709600	Other road wheel and parts for vehicles>= 10 persons or tansport	49 497	1 187 519	82 455	1 625 247
8708709700	Other road wheel and parts for vehiclestransport of person	65 250	834 826	777 894	8 679 832
8708709900	Other road wheel and parts forspecial purpose motor vehicles	321 023	5 846 640	597 013	9 615 010
8708801500	Suspension systems for tractors	1 131	30 280	33 213	322 375
8708801600	Suspension systems forfor transport of person	86 899	1 064 379	1 285 874	12 205 777
8708801700	Suspension systems for damper off higwayuse or special purpose r	1 415	623 591	26 323	3 232 245
8708801900	Suspension systems for transport ,>=10 person	149 997	1 373 693	552 269	5 705 967
8708809100	Parts suspension systems fortractors	293	7 234	7 916	163 170
8708809200	Parts suspension systems fortransport of persons	197 519	1 841 251	1 929 263	19 400 443
8708809900	Parts suspension systems for transportof person or special purpos	152 708	2 005 007	1 723 406	22 279 099
8708911500	Radiators for tractors	1 023	28 957	30 717	4 421 282
8708911600	Radiators for transport of person	36 541	499 246	402 956	4 857 858
8708911700	Radiators for vehicles>= 10 persons or tansport of goods	72 554	1 130 701	642 758	10 712 436
8708911900	Radiators for special pupose vehicles	40 304	412 910	676 714	6 326 025
8708919100	Parts of radiators for tractors	1 426	19 672	40 937	400 495
8708919200	Parts of radiators for transportof person	30 941	292 947	471 097	4 929 489
8708919900	Parts of radiators for vehicles ofperson;goods;special purpose	197 122	2 211 577	3 098 163	21 642 040
8708921000	Silencers (mufflers),exhaust pipe;parts for vehicles tractors	358	3 015	10 486	92 117
8708922000	Silencers (mufflers),exhaust pipe;parts for transport of persons	240 455	2 121 711	3 086 002	25 994 215
8708924000	Silencers (mufflers),exhaust pipe;partsfor vhcls>= 10 persons/tans	34 182	548 204	415 985	6 655 018
8708929000	Silencers (mufflers),exhaust pipe;partsfor special purpose motor v	31 972	382 007	281 176	3 871 633
8708935000	Clutches and parts thereof for vehiclestractors	250	10 053	5 474	98 454
8708936000	Clutches and parts thereof for vehiclestransport of persons	473 210	4 590 082	6 305 882	67 396 422
8708937000	Clutches and parts thereof for vehiclestransport of goods/special p	16 658	260 187	269 464	4 276 794
8708939000	Clutches and parts thereof for vehicles transport ,>=10 person	199 895	3 584 168	1 376 656	20 329 421
8708941000	Steering wheels with airbag assemblies	2 519	107 712	39 209	1 199 714
8708949400	Oth steering wheels with airbagassemblies for tractors	923	18 486	30 863	372 666
8708949500	Oth steering wheels with airbagassemblies for trnsport of person	1 091 120	11 151 022	11 695 484	120 396 406
8708949900	Oth steering wheels with airbag assembliof vhcls persons;goods;sp	381 780	4 091 139	5 624 229	60 790 987
8708951000	Safety airbags with inflater systemfor vehicles	98 310	916 305	1 351 132	12 987 202
8708959000	Parts safety airbags with inflaterssystem	38 007	305 830	1 170 173	10 895 509
8708991000	Other parts & acces. for other vehiclesof tractors	28 090	379 661	515 990	5 425 277
8708992100	Fuel tanks for vehicles transportpersons or goods	375 521	4 042 647	4 894 181	54 710 452
8708992300	Parts of fuel tanks for vehiclestransport of persons or goods	29 541	404 150	553 119	6 466 462
8708993000	Accelerator,brake or clutch padals forvehicles transport of persons:	26 572	385 527	453 371	7 091 174
8708994000	Battery carriers or trays & brackets forvehicles transport of person	1 879	15 131	76 467	328 149
8708995000	Radiator shrouds for vehiclestransport of persons or goods	896	7 120	2 196	19 616
8708996100	Chasis frames for vehiclesfor transport ,>=10 person	29 982	322 978	291 276	3 226 138
8708996200	Chasis frames for vehiclestransport of persons	767 383	15 378 939	7 502 612	143 051 303
8708996310	Chasis frames for vehicles <= 24 ttransport of goods	1 683	261 585	18 416	669 439
8708996320	Chasis frames for vehicles > 24 ttransport of goods	4 918	25 552	47 008	215 953
8708997000	Other chasis frames or parts	4 218 173	44 623 379	43 173 466	472 661 130
8708999000	Other parts,acces for other vehicles ofheading 8701- 8705	3 281 621	37 948 013	26 705 067	288 062 076
8709110000	Electrical vehicles, works trucks,self-propelled,not fiited with liftin	30 725	254 792	186 442	1 546 231
8709190000	Non electrical vehicles,works truckself-propelled,not fiited with li	13 619	364 101	85 073	3 702 017
8709900000	Parts of work trucks,self-propelled,notfitted with lift/handl equip,	2 130	144 329	52 503	798 498
8710000000	Tanks, other armoured fighting vehicles,motorised, with weapons,	197 348	725 148	6 919 784	37 530 111
8711101200	Moped and motorised bicycles,recipoint combust piston engine <	0	28 971	0	94 594
8711101300	Other motorcycle and scooters, recipoint combust piston engine	0	13 649	0	83 558
8711101900	Other motorcycles, reciprocating inter.combust. piston engine < 5l	0	588	0	16 609
8711109300	Other motorcycle and scooters, reciproin combus piston engine <	0	891	0	14 515
8711109900	Other motorcycles, reciprocating inter.combust. piston engine < 5l	70 004	248 689	52 281	231 433
8711201010	Motocross motorcycles, with recipoint combust pist engine, 50-2l	0	128 700	0	295 904
8711201090	Motocross motorcycles, with recipro intcombust pist engine, 50-2l	1 190	293 463	38 240	4 384 321
8711202000	Moped and motorised bicycles with recipint combust piston engine, l	15 398	508 430	301 761	5 397 165
8711203100	Motorcycles of cylinder capacity150-200 cc, ckd	255 947	331 222	326 469	485 244
8711203200	Motorcycles of cylinder capacity200-250 cc, ckd	0	8 300	0	265 379
8711203900	Motorcycles of cylinder capacity> 250 cc, ckd	2 219	94 091	62 400	1 182 706
8711204500	Motorcycles of cylinder capacity<= 200 cc, not ckd	11 498	588 239	52 955	1 389 993
8711204900	Motorcycles of cylinder capacity> 200 cc, not ckd	0	12 517	0	271 575
8711205100	Motorcycles (not side-cars)incl.Scootersof cylinder capacity 150-20l	186 392	733 367	1 832 843	6 602 212
8711205200	Motorcycles (not side-cars)incl.Scootersof cylinder capacity 200-2l	582 683	4 241 705	10 523 943	67 135 348
8711205900	Motorcycles (not side-cars)incl.Scootersof cylinder capacity > 250l	282 770	3 282 627	4 377 842	45 939 960
8711209000	Other motorcycles (not side-cars)include Scooters	19 988	105 192	30 000	215 665
8711301090	Motocross motorcycles with recipro intcombust piston engine 250	0	1 529	0	43 983
8711303000	Oth motocross motorcycles with recipoint combustion piston eng	0	248	0	3 375
8711309000	Oth motocross motorcycles with recipoint combustion piston eng	0	2 147	0	38 310
8711401090	Motocross motorcycles, with recipro intcombust pist engine, 500-	609	14 767	11 031	680 847



**I.3. IMPOR MENURUT KOMODITI / IMPORT BY HS COMMODITY**  
**\*\*\* NOVEMBER/NOVEMBER 2012 \*\*\***

HS	Uraian Komoditi Commodity Description	Berat Bersih / Net Weight (Kg)		Nilai / Value C.I.F (US\$)	
		Bulan ini Current Month	Kumulatif Cum.Jan. to date	Bulan ini Current Month	Kumulatif Cum.Jan. to date
8711402000	Other motorcycles, with recipro intcombust piston engine, 500-80	402	402	11 690	11 690
8711409000	Other motorcycles, with recipro intcombust piston engine,500-800	64 501	770 367	1 286 533	14 183 429
8711502000	Other motorcycles, recipro int combustpiston engine, > 800 cc, ckd	10 180	118 794	167 791	1 730 761
8711509000	Other motorcycles, recipro int combustpiston engine, > 800 cc, no	18 921	111 612	656 172	4 558 971
8711905100	Electrical powered motorcycles, ckd	110 559	568 391	147 917	928 469
8711905400	Other motorcycles of cylinder capacity> 500 cc, ckd	0	438	0	32 684
8711909100	Electrical powered motorcycles, not ckd	0	6 663	0	11 665
8711909900	Other electrical powered motorcycles not ckd	648	13 911	13 000	302 251
8712001000	Racing bicycles	20 031	174 171	16 086	645 644
8712002000	Bicycles designed to be riddenby children	2 943 304	29 457 453	2 324 958	22 414 023
8712003000	Other bicycles	2 289 876	14 118 649	2 337 376	16 038 611
8712009000	Other cycles	0	8 475	0	36 294
8713100000	Carriages for disabled persons,not mechanically propelled	66 069	428 871	177 764	1 261 542
8713900000	Carriages for disabled persons,mechanically propelled	53 648	841 066	142 479	2 248 205
8714101000	Saddles of motorcycles (incl. mopeds)	3 390	134 487	21 425	287 463
8714102000	Spokes/nipples of motorcycles(including mopeds)	75 166	614 312	156 151	984 414
8714109010	Frame and forks(incl. Telescopic fork,rear suspension and parts the	271 623	3 263 974	1 304 787	21 039 854
8714109020	Gearing,gearbox,clutch and othertransmission equip. and part the	333 798	3 294 620	2 860 798	28 244 282
8714109030	Wheel rims	1 588 588	13 136 265	9 070 776	78 545 593
8714109040	Brakes and parts thereof	171 520	1 255 206	481 914	5 243 333
8714109050	Silencers (mufflers) and parts thereoffor vehicles of heading 8711-	10 603	142 168	108 521	1 476 218
8714109090	Oth parts and accessories of vehiclesof heading 8711- 8713	6 151 579	63 446 823	16 441 913	203 724 486
8714201100	Castors of a dmm (incl. tyres) 75-100 mmthat the wheel width > 30	0	114	0	1 008
8714201200	Castors of a dmm(incl. tyres) 100-250 mmthat the wheel width > 30	0	120	0	1 935
8714201900	Castors of a dmm(incl. tyres) > 250 mmthat the wheel width > 30 r	2 377	45 229	50 407	828 340
8714209000	Other parts of carriages fordisabled persons	7 076	93 574	12 564	188 318
8714911000	Frame and forks for bicycles designetto be ridden by children	547 514	4 228 581	491 985	3 926 910
8714919100	Parts for forks	13 399	260 383	7 914	227 718
8714919900	Other parts for forks	230 755	2 857 458	2 402 261	25 155 619
8714921000	Wheel rims and spokes for bicyclesdesignet to be ridden by childre	99 859	634 694	123 298	1 049 935
8714929000	Other wheel rims and spokes	264 423	2 699 642	826 401	8 966 937
8714931000	Hubs,(exlc coaster brake hub, hub brakefree/sprocket-wheel),bicy	68 736	421 257	120 945	763 110
8714939000	Oth hubs, (exlc coaster braking hub,hub brake, free/sprocket-whe	194 636	2 555 614	906 150	10 327 982
8714941000	Brakes,(incl coast brake hub,hub brake)for bicycles to be ridden by	131 818	852 223	277 898	2 124 959
8714949000	Oth brakes, (incl coaster braking hubs,hub brakes)	291 766	3 405 087	1 246 613	17 946 605
8714951000	Saddles for bicycles designetto be ridden by children	92 864	662 040	100 773	811 253
8714959000	Other saddles	166 259	1 699 238	282 058	3 647 157
8714961000	Pedals and crank-gear,& parts thrf orbicycles to be ridden by chilc	187 793	1 477 583	240 203	1 703 809
8714969000	Other pedals and crank-gear,and parts thereof	277 800	3 274 318	813 033	10 961 940
8714991100	Handle, bars, pillars or parts & access.of bicycle to be ridden by chil	551 814	2 465 044	478 066	2 347 709
8714991200	Chain wheels and cranks for bicyclesdesignet to be ridden by child	121 027	841 568	79 459	666 062
8714999100	Oth handle, bars, pillars or parts andaccessories	4 610 058	43 856 217	18 250 107	132 674 098
8714999200	Other chain wheels and cranks	291 363	9 414 391	746 202	64 137 481
8715000000	Baby carriages and parts thereof	263 815	2 796 651	739 591	7 252 138
8716100000	Trailers & semi-trailers of the caravantype, for housing/camping	0	10	0	241
8716200000	Self-loading/self-unloading trailers &semi-trailers for agricultural p	0	26 777	0	60 918
8716310000	Tanker trailers,tanker semi-trailersfor the transport of goods	0	139 884	0	1 007 954
8716394000	Agricultural trailers and semi-trailers	0	57 050	0	280 969
8716399100	Oth agricul. trailers and semi-trailerscarrying capacity > 200 t	0	982 645	0	4 854 714
8716399900	Oth agricul. trailers and semi-trailerscarrying capacity < 200 t	109 704	898 468	171 198	1 669 478
8716400000	Other trailers and semi-trailers	39 368	1 839 099	222 035	10 516 533
8716801000	Cart,wagon,sack truck,hand trolleys &similar hand-propelled vhc	37 311	553 859	212 776	2 531 308
8716802000	Wheelbarrows	94 584	1 377 801	96 408	1 046 204
8716809000	Oth vehicles not mechanically propelled	107 143	825 604	488 917	3 107 477
8716901300	Parts for trailer and semi-trailers forgoods of agricultural puposes	65 883	560 995	257 163	1 467 463
8716901900	Other parts for trailer andsemi-trailer	1 557 654	20 658 012	2 540 922	32 116 754
8716909200	Castors of a dmm(incl. tyres) 100-250mmthat the wheel width > 3	54 131	484 327	195 910	1 933 239
8716909300	Other parts for other vehicles	53 780	728 505	68 162	1 178 955
8716909400	Spokes and nipples	1	672	189	8 258
8716909500	Castors for goods of sbhd 8716.80.90 dmmincl tyres 100-250mm v	0	80	0	502
8716909600	Other castor	1 558	20 650	7 328	221 528
8716909900	Oth trailer and semi-trailers,oth vhcslnot mechanically propelled	548 551	5 271 467	971 566	11 383 621
8801000000	Balloon,dirigibles,glider, hang glidersand other non-powered aircr	0	2 636	0	4 033
8802110000	Helicopters of an unladenweight <= 2,000 kg	1 285	21 662	2 496 244	40 891 834
8802120000	Helicopters of an unladenweight > 2,000 kg	6 932	52 027	11 379 092	84 730 996
8802201000	Aeroplane of an unladenweight <= 2,000 kg	1 225	77 613	70 000	71 301 436
8802209000	Aeroplane of an unladenweight > 2,000 kg	0	2 368	0	337 965
8802301000	Aeroplane of an unladenweight >2,000 kg and <= 15,000 kg	20 813	145 866	8 531 603	109 165 875
8802401000	Aeroplanes of an unladenweight > 15,000 kg	708 273	4 309 804	466 392 171	3 291 160 896
8802409000	Other aircraft of an unladenweight > 15,000 kg	0	24 311	0	19 168 749
8803100000	Propellers, rotors, parts thereofheading 8801 or 8802	4 160	95 099	148 122	2 252 815

**I.3. IMPOR MENURUT KOMODITI / IMPORT BY HS COMMODITY**  
**\*\*\* NOVEMBER/NOVEMBER 2012 \*\*\***

HS	Uraian Komoditi Commodity Description	Berat Bersih / Net Weight (Kg)		Nilai / Value C.I.F (US\$)	
		Bulan ini Current Month	Kumulatif Cum.Jan. to date	Bulan ini Current Month	Kumulatif Cum.Jan. to date
8803200000	Under-carriages, parts thereofheading 8801 or 8802	18 313	62 002	1 090 170	8 171 400
8803300000	Other parts of aeroplanes/helicoptersheading 8801 or 8802	42 349	781 497	26 024 361	391 996 367
8803901000	Parts of telecommunication satellites	0	203	0	59 681
8803902000	Parts of balloons, gliders/kites	0	116	0	1 065
8803909000	Other parts of goods of ballon,dirigibles and other aircraft	4 234	340 679	51 376	12 844 268
8804001000	Parachutes (incl dirigible parachutes,paragliders)&rotochutes,part	0	48	0	1 195
8804009000	Oth parachutes (incl dirigible parachut,paragliders)&rotochutes,pa	709	13 721	68 982	5 397 303
8805100000	Aircraft launching gear, part thereof,deck arrestor/similar gear,par	0	7 787	0	146 964
8805210000	Air combat simulators and parts thereof	0	16 053	0	9 297 859
8805291000	Ground flying trainers	2	30 835	3 852	12 733 420
8805299000	Parts of ground flying trainers	149	58 236	1 719	15 273 582
8901102000	Cruise ships,excursion boats,ferry-boatsof gross tonnage>26 but<=	498 000	22 029 046	1 099 773	43 820 915
8901106000	Cruise ships,excursion boats,ferry-boats of gross tonnage>500 but	0	14 506 000	0	19 197 326
8901108000	Cruise ships,excursion boats,ferry-boats of gross tonnage>4000bu	0	2 830 000	0	1 170 000
8901205000	Tankers of gross tonnage <= 5000 ton	425 000	23 719 595	531 351	45 805 633
8901207000	Tankers of gross tonnage> 5000 ton but <= 50000 ton	0	10 079 000	0	14 613 211
8901208000	Tankers of gross tonnage > 50000 ton	0	162 108 000	0	41 770 625
8901901100	Other vessels,for transp. not motorisedof gross tonnage <= 26 ton	22 772	2 352 845	140 000	3 704 370
8901901200	Other vessels,for transp. not motorisedof gross tonnage > 26 but <	64 688	416 676	360 840	948 912
8901901400	Other vessels,for transp. not motorisedof gross tonnage > 500 ton	58 775 322	305 889 685	72 085 115	281 604 212
8901903100	Other vessels,for transp. motorisedof gross tonnage <= 26 ton	0	21 846	0	468 247
8901903200	Other vessels for transport, motorisedof gross tonnage > 26 but <=	2 510 680	55 235 547	7 315 890	85 391 350
8901903300	Other vessels,for transp. motorisedof gross tonnage > 500 but <=	2 758 000	11 534 000	4 410 587	50 784 705
8901903400	Other vessels,for transp. motorisedof gross tonnage >1000 but <=	12 036 500	72 641 894	17 757 471	224 173 329
8901903500	Other vessels,for transp. motorisedof gross tonnage >4000 but <=	6 526 000	24 648 000	3 763 666	16 754 660
8901903600	Other vessels,for transp. motorisedof gross tonnage >5000 but <=	30 866 900	222 472 716	74 022 473	254 178 910
8901903700	Other vessels,for transp. motorisedof gross tonnage > 50000 ton	0	10 648 000	0	7 725 104
8902002100	Fishing vessels of gross tonnage <= 26 ton	11 000	1 635 000	9 458	985 653
8902002200	Fishing vessels of gross tonnage > 26 but <= 40 ton	0	32 000	0	20 000
8902002300	Fishing vessels of gross tonnage > 40 but <= 250 ton	147 000	4 325 900	20 244	4 063 827
8902002400	Fishing vessels of gross tonnage > 250 but <= 1000 ton	268 000	957 710	137 182	385 811
8902002500	Fishing vessels of gross tonnage > 1000 but <= 4000 ton	0	570 000	0	331 650
8902009600	Other fishing vessels of gross tonnage > 4000 ton	0	285 000	0	165 825
8903100000	Yachts&oth vessels for pleasure/sportsrowing boats&canoes, infla	4 667	15 333	26 819	109 558
8903910000	Sailboats, with/without auxiliary motor, not inflatable	0	814 989	0	4 191 852
8903920000	Motorboats, other than outboardmotor, not inflatable	365 335	431 632	4 793 774	5 666 307
8903990000	Other vessels for pleasure/sports;canoes, not inflatable	4 899	105 397	39 742	2 856 158
8904001000	Tugs and pusher craftof gross tonnage <= 26 ton	0	328 963	0	1 671 468
8904003100	Tugs and pusher craft, power <= 4000 hp of gross tonnage <= 26 t	354 668	10 497 752	1 348 651	55 922 026
8904003900	Tugs and pusher craft, power > 4000 hp of gross tonnage <= 26 to	130 000	11 075 979	987 366	48 336 232
8905100000	Dredgers	14 062	8 237 382	440 013	36 930 654
8905200000	Floating/submersible drilling/production platforms	0	11 353 930	0	32 116 748
8905909000	Oth vessels w/navigability of which issubsidiary to their main funci	7 421 051	54 655 562	27 775 580	203 790 632
8906100000	Warships	0	372	0	2 662
8906901000	Lifeboats oth than rowing boats,oth vessels of displacement <= 30	48 838	529 309	2 143 335	17 387 483
8906909000	Lifeboats oth than rowing boats,oth vessels of displacement > 300	144 407	31 950 075	14 843 502	105 336 646
8907100000	Floating structures, inflatable rafts	19 820	329 116	100 685	3 145 542
8907901000	Buoys	169 255	1 974 329	945 317	10 552 511
8907909000	Other floating structures	155 381	17 050 513	928 637	17 630 934
8908000000	Vessel and oth floating structuresfor breaking up	0	2 406	0	6 967
9001101000	Optical fibres ,optical fibre bundles&cables for telecom.&oth elect	11 622	170 539	1 135 825	17 659 516
9001109000	Optical fibres, optical fibre bundles&cables for other purpose	5 984	55 018	22 685	896 894
9001200000	Sheets and platesof polarising material	589	1 653	2 278	6 385
9001300000	Contact lenses	22 618	591 868	4 396 298	59 315 463
9001400000	Spectacle lenses of glass	1 569	17 054	4 312	44 580
9001500000	Spectacle lenses of other materials	5 839	85 729	241 401	3 471 146
9001901000	Lenses & optic elements for photograpor cinematographic camera	6 708	114 247	964 861	14 209 466
9001909000	Other elements of glass notoptically worked	6 855	124 537	1 083 944	17 125 755
9002111000	Objective lenses for cinematographicprojector	73	4 600	7 318	3 055 688
9002119000	Objective lenses for cameras andother projector	19 817	313 091	977 827	20 108 462
9002190000	Objective lenses for otherinstruments & apparatus	15 758	181 747	449 848	7 007 385
9002201000	Filters for cinematographic projectors	3	196	1	7 402
9002202000	Filters for cinematographic cameras,photographic cameras & oth p	0	166	0	13 926
9002203000	Filters for telescopes/microscopes	1 448	8 951	6 623	161 995
9002209000	Filters for oth instruments&apparatus	125	232 503	7 077	1 278 992
9002902000	Lenses&prisms for cinematographicprojectors	24	52	6 960	8 487
9002903000	Lenses&prisms for cinematographic,photographic cameras & oth p	336	10 169	130 979	1 064 857
9002909000	Other Lenses & prisms	2 588	27 400	456 377	4 660 637
9003110000	Frames & mountings for spectacles,goggles of plastics	9 269	114 036	147 390	1 045 904
9003190000	Frames & mountings for spectacles,goggles of other materials	13 990	257 603	385 782	2 870 148
9003900000	Parts for spectacles,goggles	11 110	124 094	269 915	3 708 705

**I.3. IMPOR MENURUT KOMODITI / IMPORT BY HS COMMODITY**  
**\*\*\* NOVEMBER/NOVEMBER 2012 \*\*\***

HS	Uraian Komoditi Commodity Description	Berat Bersih / Net Weight (Kg)		Nilai / Value C.I.F (US\$)	
		Bulan ini Current Month	Kumulatif Cum.Jan. to date	Bulan ini Current Month	Kumulatif Cum.Jan. to date
9004100000	Sunglasses	72 073	1 203 723	1 052 872	11 700 814
9004901000	Corrective spectacles	7 005	278 068	50 464	1 890 218
9004905000	Protective goggles	5 123	53 293	26 461	481 979
9004909000	Other spectacles & goggles	104 488	1 287 596	423 009	6 993 024
9005100000	Binoculars	2 110	29 027	207 576	789 738
9005801000	Astronomical instrumens, excludinginstruments for radio-astronor	1	13 970	2	107 438
9005809000	Monoculars & oth optical telescopes	2 514	46 484	536 080	1 475 796
9005901000	Part&acc (incl mountings) for astronomicinstruments excl for radi	0	210	0	2 639
9005909000	Parts&accessories (include mountings)for oth optical telescopes	161	9 100	1 284	466 102
9006101000	Laser photo plotters, cameras of a kind used for preparing print pl;	0	32	0	351
9006109000	Oth laser photoplotter,cameras of a kind used for preparing print	58	1 285	1 333	55 283
9006300000	Cameras specially design for under wateruse for aerial survey, me	467	24 719	282 369	1 871 468
9006400000	Instant print cameras	3 716	15 674	606 210	1 979 054
9006510000	Oth cameras w/ a through-the lens viewfinder(slr),for roll film of v	77 795	397 247	498 407	4 415 159
9006520000	Oth cameras for roll film of width<35 mm	0	4 740	0	34 709
9006530000	Oth cameras for roll film of width=35mm	3 746	15 178	5 491	37 489
9006591000	Lasers photo plotters/imagesetters withraster image processor	0	260	0	46 927
9006599000	Lasers photo plotters/imagesetterswithout raster image processor	234	6 675	1 164	1 065 037
9006610000	Discharge lamp ("electronic") flashlightapparatus	142	23 707	7 545	85 986
9006690000	Photographic flashbulbs apparatus	1 092	4 018	11 716	95 992
9006911000	Parts & accessories for laser photoplotters of subheading 9006101	0	322	0	67 394
9006913000	Parts & accessories for instan printcamera,w/ slr,roll film a width<	151	10 195	23 071	67 798
9006919000	Other parts & accessories for cameras	28 655	112 933	97 433	693 570
9006991000	Parts & accessories for photographicflash-light apparatus	368	19 819	36 375	940 295
9006999000	Parts & accessories oth than forphotograp flash-light apparatus	613	24 977	13 085	660 289
9007100000	Cinematographic cameras	7 558	22 200	80 727	597 551
9007209000	Cinematographic projectors for film ofmore than 16 mm in width	12 671	105 152	112 508	12 606 155
9007910000	Parts and accessories forcinematographic cameras	3 518	62 847	65 663	867 026
9007920000	Parts and accessories forcinematographic projectors	2 837	36 967	365 537	5 227 723
9008501000	Projector,enlarge/reducer,microfilm/fiche/form whether/not capa	1 618	48 174	5 453	196 354
9008509000	Projector,enlarge/reducer,oth microfilm/fiche/form whether/not	27 333	542 105	57 420	1 333 411
9008902000	Part&accessories for image projectorof fotografic, enlarge & red	11	51	3 328	5 084
9008909000	Part&accessories for image projectoroth of fotografic, enlarge &	73	5 057	2 684	313 058
9010100000	App & equipment for automaticallydevelope/expose photographic	11 149	73 983	262 420	3 349 794
9010501000	App for the projec/draw of circ patternon sensitized substrates,ma	0	4 026	0	346 835
9010509000	Oth app&equip for photograph laboratorie(inc cinematographic);	9 788	29 860	25 652	704 127
9010601000	Projection screens of 300 inches or more	22 417	993 108	119 815	3 493 618
9010609000	Projection screens of 300 inches or less	4 863	240 326	6 541	685 976
9010901000	Parts&accessores of apparatus&equipmentsfor automatically dev	1 201	7 977	2 365	60 689
9010903000	Parts&acc of app for the projection/drawing of circuit patterns of	721	1 679	960	22 276
9010909000	Parts&accessoris of other apparatus&equipment for photographic	13 558	98 479	57 321	693 483
9011100000	Stereoscopic microscopes	2 980	21 583	492 667	3 551 043
9011200000	Oth microscopes for photomicrography, cinemotomicrography or	1 895	90 776	428 966	1 396 137
9011800000	Other optical microscopes	8 402	63 146	1 111 359	5 139 731
9011900000	Parts and accessories of compoundoptical microscopes	7 298	8 162	201 183	238 361
9012100000	Microscopes oth than optical microscope diffraction apparatus	388	19 349	7 814	1 854 763
9012900000	Parts and accessories for microscopeoth than optical microscope	1	823	28	215 028
9013100000	Telescopic sights for fitting to armsperiscopes,telescopes to part o	2 086	9 587	2 132 624	7 841 985
9013200000	Lasers, other than laser diodes	4 583	60 199	941 821	2 107 984
9013801000	Optical error verifications&repairapp for pcb/pwb&pca	268	85 429	29 735	2 340 824
9013802000	Liquid crystal devices	20 389	732 323	942 657	31 699 744
9013809000	Other devices, appliances&instrumentsof other optical appliances	71 447	300 171	3 204 239	18 438 545
9013901000	Parts & accessories of lasers oth thanlaser diodes (sub head 90132	0	8 071	0	94 216
9013905000	Parts&accessories of liquid crystaldevices (sub head 90138020)	2	2	1 117	1 117
9013906000	Parts & accessories of goods of opticalerror repair apparatus for p	0	2	0	273
9013909000	Parts & accessories of oth than goods oflasers,liquid crystal,oth de	1	9 619	118	534 644
9014100000	Direction finding compasses	8 743	81 535	113 942	942 794
9014200000	Instrum&appl for aeronautical/spacenavigation (other than compa	114	4 713	1 105 047	5 307 261
9014801000	Oth navigation instrum&appl of used onship work with an automa	782	11 630	4 897	410 949
9014809000	Oth navigation instrum&applof oth used on ships	5 783	303 216	1 550 811	30 673 962
9014901000	Parts&acc of navigation instrum&app ofon ships,with automatic d.	0	32 479	0	8 818 856
9014909000	Parts & accessories of other navigationinstruments & appliances	86 947	521 755	421 244	3 282 911
9015101000	Rangefinders of used in photography or cinematography	0	1 327	0	50 984
9015109000	Rangefinders other than of used inphotography or cinematograp	23 330	69 956	83 314	3 956 055
9015200000	Theodolites & tachymeters (tacheometers)	806	41 523	119 827	3 184 662
9015300000	Levels [measuring higher of ground]	7 821	76 458	93 149	676 223
9015400000	Photogrammetrical surveying instrumentsand appliances	56 629	159 928	1 112 979	3 412 808
9015801000	Radio sonde and radio wind apparatus	0	13 314	0	198 510
9015809000	Other instruments&appliances oth thanRadio sonde and radio win	15 834	816 782	1 655 961	33 750 164
9015900000	Parts & accessories of surveyinginstruments & appliances	55 240	19 118 364	3 862 568	54 275 293
9016000000	Balances of a sensitivity of 5 cg orbetter, w/without their weights	48 175	386 879	262 545	2 918 541

**I.3. IMPOR MENURUT KOMODITI / IMPORT BY HS COMMODITY**  
**\*\*\* NOVEMBER/NOVEMBER 2012 \*\*\***

HS	Uraian Komoditi Commodity Description	Berat Bersih / Net Weight (Kg)		Nilai / Value C.I.F (US\$)	
		Bulan ini Current Month	Kumulatif Cum.Jan. to date	Bulan ini Current Month	Kumulatif Cum.Jan. to date
9017101000	Plotters,drafting tables and machines,whether not automatic	215	7 869	4 221	127 728
9017109000	Drafting tables and machines,whether not automatic other than p	9 121	137 254	75 957	1 616 200
9017201000	Rulers,drawing,marking out,ormathematical calculating instrumen	34 564	397 097	65 246	767 516
9017203000	App for the project/draw of circ patternon sens'zed subs's for mfc	63	1 869	2 848	83 162
9017204000	Photo plotters for the manufactureof pcb/pwb	0	2 924	0	11 499
9017205000	Oth Plotter, drawing,marking out,ormathematical calculating instr	0	45	0	11 040
9017209000	Other drawing,marking-out/mathematical calculating instruments	18 144	511 972	74 334	1 587 004
9017300000	Micrometers, callipers and gauges	61 425	2 879 139	1 510 228	14 890 220
9017800000	Oth instruments for measuring lengthfor use in hand, rods and tap	174 584	2 305 491	755 475	8 868 762
9017902000	Parts&acc of app for the project/draw ofcirc pattern,sens substrat	343	635	21 747	36 089
9017903000	Parts&acc of photoplotters for themanufac of pcb/pwb	0	70	0	10 761
9017904000	Parts&accessories,incl printed circuitsassemblies of other plotters	0	1 074	0	151 533
9017909000	Parts & accessories of oth instrumentsfor measuring length for use	1 510	49 327	53 177	1 619 639
9018110000	Electro-cardiographs,used in medical	4 394	39 519	464 076	2 688 368
9018120000	Ultrasonic scanning apparatus,used in medical	10 645	61 853	1 502 620	10 534 007
9018130000	Magnetic resonance imaging apparatusused in medical	14 620	166 441	1 272 706	7 590 305
9018140000	Scintigraphic apparatusused in medical	230	1 574	58 838	419 551
9018190000	Other electro-diagnostic apparatusused in medical	30 259	340 957	1 655 927	20 862 209
9018200000	Ultra-violet/infra-red ray apparatusused in medical	1 702	12 960	428 333	1 075 041
9018311000	Disposable syringes, with or withoutneedles	95 260	970 143	869 659	8 116 674
9018319000	Syringes, with/without needlesother than disposable syringes	1 026	455 355	16 457	6 548 722
9018320000	Tubular metal needles and needlesfor sutures	13 763	301 966	217 352	4 389 689
9018391000	Catheters	36 507	669 402	722 320	9 148 367
9018399000	Cannulae and the like	9 759	933 065	180 356	14 984 326
9018410000	Dental drill eng,whether/not combinedon a single base with oth d	33	3 286	2 896	70 554
9018490000	Oth instruments and appliances,used in dental sciences	9 419	54 365	94 101	350 376
9018500000	Oth ophthalmic instruments&appliances	5 654	57 551	1 478 632	7 524 237
9018902000	Intravenous administration set	119 244	720 436	1 796 997	10 164 422
9018903000	Electronic instruments and appliances,used in medical	132 832	2 991 983	3 522 792	23 609 708
9018909000	Other instruments and appliances,used in medical	426 921	4 853 972	9 303 657	65 778 624
9019101000	Electronic,mechano-therapy appliancesmassage,psycho aptitude-t	1 298	129 506	77 752	1 935 902
9019109000	Mechano-therapy appliance massage,psycho aptitude-test appara	38 054	372 744	383 566	4 147 681
9019200000	Ozone therapy,oxygen therapy, aerosoltherapy, artificial respiratic	42 048	304 989	2 709 241	16 232 759
9020000000	Breath appl,gas masks,excl protec maskshave neither mech part,r	19 417	170 208	348 900	6 133 967
9021100000	Orthopaedic or fracture appliances	2 514	168 246	10 586	1 525 750
9021210000	Artificial teeth,orthopaedic appliances	0	270	0	8 531
9021290000	Dental fittings,orthopaedic appliances	0	39	0	577
9021310000	Artificial joints,orthopaedic appliances	0	56	0	28 483
9021390000	Other artificial parts of the body	54	285	3 300	25 784
9021400000	Hearing aids, excluding partsand accessories	177	294	2 140	144 431
9021500000	Pacemakers for stimulating heartmuscles,excluding parts&access	197	908	59 371	353 328
9021900000	Oth appl.which are worn/carried/implanin the body,to compensat	24 474	256 865	767 697	186 167 318
9022120000	Computed tomography apparatus	35 071	72 701	3 778 773	8 700 518
9022130000	X-ray app for dental uses	1 684	9 868	135 208	624 686
9022140000	X-ray app for medical,surgical orveterinary uses	98 319	451 776	6 357 037	30 970 726
9022191000	X-ray app for the physical inspectionof solder joints on pcb/pwb as	23 311	135 512	659 731	4 358 287
9022199000	X-ray For radiografi or radiotherapy apparatus	345	15 923	86 035	2 507 343
9022210000	Alpha,beta/gamma radiations,for medicalsurgical,dental/veterinar	2 732	30 722	31 849	3 213 768
9022290000	Alpha,beta/gamma radiations,forradiography or radiotherapy app	27 354	174 661	3 991 980	9 492 414
9022300000	X-ray tubes	396	3 161	142 984	1 123 598
9022901000	Parts&acc of x-ray app for the physicalinspection of solder joints o	0	7 563	0	2 349 842
9022909000	Part&acc oth of x-ray app for the physiciinspection of solder joints	4 372	43 881	236 997	3 043 142
9023000000	Instruments app&model,for demonstrapurposes(in education/exh	56 520	1 706 000	6 427 979	37 188 335
9024101000	Machines&appliances for testing metals,electrically operated	33 313	317 731	997 083	8 937 689
9024102000	Machines&appliances for testing metals,not-electrically operated	2 551	27 560	37 419	1 359 054
9024801000	Oth mach& appliances for testing wood,textiles,paper,plastics,elec	52 575	280 416	3 060 625	18 605 281
9024802000	Oth mach& appliances for testing wood,textiles,paper,plastic,not	2 516	54 920	108 415	1 933 859
9024901000	Parts&acc for elect operated mach&appfor test mechanical prop	1 588	45 698	168 539	2 100 611
9024902000	Parts&acc for non elect operated mach&app for test mechan prop	295	19 211	16 152	371 209
9025110000	Thermometers&pyrometers,liquid filled,for direct reading	6 250	90 861	52 562	676 499
9025191100	Thermometers&pyrometers,elect operated,temperature gauges fr	63 534	223 552	121 535	621 607
9025191900	Thermometers&pyrometers,elect operated,oth temperature gaug	11 558	524 067	505 568	5 645 866
9025192000	Thermometers&pyrometers notelectrically operated	743	27 629	17 870	582 392
9025802000	Oth instruments of oth than thermometers&pyrometers, electrica	5 299	176 575	142 798	2 322 880
9025803000	Oth instruments of oth than thermometers&pyrometers, not elect	19 081	190 746	59 698	1 596 200
9025901000	Parts&aces of hidrometer,termometer/similar instrument, electr	9 145	583 267	102 962	15 738 171
9025902000	Parts&aces of hidrometer,termometer/similar instrument, non el	2 223	50 152	76 366	918 825
9026101000	Level gauges for motor vehicleselectrically operated	16 636	182 556	235 365	3 839 633
9026102000	Level gauges for motor vehiclesnot electrically operated	11 241	129 719	207 490	2 257 420
9026103000	Oth measuring/check the flow/level of liquid, electrically operated	648 510	1 075 887	18 213 264	42 052 293
9026109000	Oth measuring/check the flow/level of liquid,not electrically opera	53 708	572 918	832 872	12 679 694
9026201000	Presure gauges for motor vehicles,electrically operated	34 181	352 664	984 789	10 715 095
9026202000	Presure gauges for motor vehicles, not electrically operated	9 942	84 813	208 099	1 974 745
9026203000	Other measuring/checking pressureinstruments, electrically opera	37 828	510 240	1 408 440	17 414 141
9026204000	Other measuring/checking pressureinstruments,not electrically op	21 593	405 132	500 877	6 207 786

**I.3. IMPOR MENURUT KOMODITI / IMPORT BY HS COMMODITY**  
**\*\*\* NOVEMBER/NOVEMBER 2012 \*\*\***

HS	Uraian Komoditi Commodity Description	Berat Bersih / Net Weight (Kg)		Nilai / Value C.I.F (US\$)	
		Bulan ini Current Month	Kumulatif Cum.Jan. to date	Bulan ini Current Month	Kumulatif Cum.Jan. to date
9026801000	Oth instruments/app for measuring/checkthe flow/level/press,ele	41 836	707 883	1 459 929	17 679 216
9026802000	Oth instruments/app for measuring/check,flow/level/press,not ek	27 496	397 793	464 707	8 297 663
9026901000	Part&acc for electric operate instrument&app,measure/check the	54 462	1 151 379	2 372 920	30 198 359
9026902000	Part&acc for non electric operate instru&app,measure/check the f	39 538	264 826	2 252 450	12 386 440
9027101000	Gas/smoke analysis apparatus, electrically operated	20 672	190 379	2 735 296	17 335 210
9027102000	Gas/smoke analysis apparatus, not electrically operated	4 356	103 236	601 149	3 813 891
9027201000	Chromatographs&elektrophoresisinstruments, electrically operate	1 057	16 361	336 108	2 167 004
9027202000	Chromatographs&elektrophoresisinstruments,not electrically ope	103	576	20 169	32 454
9027301000	Spectro/spectrophotometers&spectrograph use optic radiat,elect	3 534	35 879	830 742	6 660 581
9027302000	Spectro/spectrophotometers&spectrograph use optic radiat,not e	8 439	49 190	943 491	5 700 910
9027501000	Oth instrum&app using optic radiations(uv, visible, ir),electrically c	14 950	100 598	1 875 098	13 796 021
9027502000	Oth instrum&app using optic radiations(uv, visible, ir),not electric	623	3 471	32 504	623 293
9027801000	Oth instruments&app,exposure meters	2 944	9 920 561	227 447	5 019 368
9027803000	Oth instruments&app oth thanexposure meters,electrically operat	7 240	743 451	1 485 172	19 043 429
9027804000	Oth instruments&app oth thanexposure meters,not electric opera	1 126	17 207	70 598	2 489 407
9027901000	Parts&acc incl pca of head 9027,oth thanfor gas/smoke analysis ap	574	71 580	115 017	2 044 532
9027909100	Microtomes, electrically operated	4 315	43 873	214 691	1 892 509
9027909900	Microtomes,not electrically operated	8 957	89 630	1 012 134	7 860 094
9028101000	Gas meters of a kind mounted ingas containers	4 634	327 978	62 670	5 038 244
9028109000	Other gas meters	1 851	32 962	227 073	491 287
9028202000	Liquid meters, water meters	14 032	199 497	129 624	1 957 318
9028209000	Other liquid meters	6 134	44 367	301 371	1 396 378
9028301000	Electricity meters,kilowatt hour meters(kwh)	46 039	1 287 903	1 992 936	34 862 472
9028309000	Other Electricity meters	48 732	1 501 510	1 390 701	34 893 367
9028901000	Part&accessories,water meter housingsor bodies	82 411	1 302 466	722 946	10 638 596
9028909000	Part&accessories,oth water meterhousings or bodies	115 834	1 375 878	1 786 863	19 142 499
9029102000	Taximeters	30	14 746	1 202	83 414
9029109000	Mileometers, pedometers and the like	30 853	305 249	1 037 341	7 660 731
9029201000	Speedometer for motor vehicles	82 385	766 425	1 191 738	13 040 441
9029202000	Tachometers for motor vehicles	32 952	598 779	455 695	8 241 038
9029209000	Oth speed indicators&tachometers; stroboscopes	79 479	824 355	3 076 488	33 580 550
9029901000	Parts&acc of revolution counter&the likeor of stroboscopes of sub	18 839	110 870	708 902	3 396 892
9029902000	Parts and accessories of othergoods of speed indicators & tachom	151 471	1 839 610	4 390 321	53 418 284
9030100000	Instruments & apparatus for measuring/ detecting ionising radiati	19 316	55 282	1 762 812	8 985 009
9030200000	Oscilloscope and oscillographs	2 961	78 779	153 500	1 864 269
9030310000	Multimeters without a recording device	16 588	121 799	83 470	1 219 085
9030320000	Multimeters with a recording device	7 400	77 858	72 583	1 287 131
9030331000	Instruments and apparatus for measuring/check voltage without a	6 284	113 659	266 466	4 874 178
9030332000	Impedance-measuring instruments&apparatus designed to provid	26 126	112 937	1 981 664	3 045 288
9030333000	Ammeters and voltmeters for motorvehicles without a record dev	7 241	31 230	51 692	187 536
9030339000	Oth instruments&apparatus for measuring/check voltage without	40 554	315 003	634 117	5 947 912
9030390000	Oth Instruments&apparatus for measuring/check voltage with a re	9 737	180 813	705 613	6 998 683
9030400000	Other instruments and apparatus,designed for telecommunication	19 222	39 024	977 842	4 863 880
9030821000	Wafer probers for measuring/checksemiconductor wafers	58	7 434	11 294	208 243
9030829000	Oth instrum&app for measuring/check semiconductor wafer/devic	4 771	24 460	288 011	1 595 291
9030841000	Instruments & app with a recording formeasure/check elect quant	4 949	19 216	230 838	762 441
9030849000	Oth instru&app with a record for measure,check electrical quantiti	2 688	46 115	94 675	1 357 009
9030891000	Instru&app,w/o recording device for goods other than subheading	2 593	8 509	164 203	914 999
9030899000	Oth instruments & apparatus,withoutrecording device	36 368	761 057	1 276 135	8 354 809
9030901000	Parts&accessories incl pca of goodsgoods of subhead 903040 & 90	6 299	24 467	243 997	2 110 875
9030903000	Parts&acc of optic instrum&appliance formeasuring/check pcb/pw	324	8 158	12 824	869 830
9030904000	Parts&acc of instrum&app for measure/check elect quantities on p	0	757	0	204 410
9030909000	Other parts&accessories ofgoods of head 9030	10 278	116 353	1 295 066	8 912 603
9031101000	Machines for balancing mechanical parts,electrically operated	49 839	577 704	573 252	14 176 724
9031102000	Machines for balancing mechanical parts,not electrically operated	0	33 339	0	317 747
9031201000	Test benches, electrically operated	10 216	365 251	524 127	10 713 388
9031202000	Test benches,not electrically operated	2 075	34 118	11 379	712 288
9031410000	Oth optic instrum&appl for inspect semiconductor wafer/device/phc	58	26 629	5 306	878 517
9031491000	Optic instrum&appl for measur surfaceparticulate contamination,s	762	7 341	24 276	408 899
9031492000	Optical error verification&repair appfor pca/pwb and pca	206	3 414	2 635	274 909
9031493000	Optical instrum&appl for measuring/checking pcb/pwb&pca	460	3 225	72 847	445 423
9031499000	Other optical instruments andappliances for other purposes	24 414	217 039	1 743 566	10 959 868
9031801000	Cable tester	2 429	82 831	111 080	3 890 459
9031809000	Oth instruments,appliances and machines,other cable tester	213 565	2 827 607	8 964 022	113 729 072
9031901100	Parts&acc incl pca of optical instrum&appl,inspect semicon wafer,	800	87 026	40 059	5 151 683
9031901200	Parts&acc of optic error verific&repairapparatus for pcb/pwb&pca	117	5 546	12 672	83 381
9031901300	Parts&acc of oth optic instruments&appl,measuring/chek pcb/pwl	2 753	35 021	344 751	1 243 077
9031901900	Oth parts&acc oth than inspect wafer/repair/measure pcb,pwb,pv	15 783	171 316	637 052	7 996 075
9031902000	Oth part&acc for measure/chek instrumentappliance&mach,not e	12 527	260 736	394 620	5 749 410
9032101000	Thermostats, electrically operated	152 332	1 481 629	2 760 298	22 508 582
9032102000	Thermostats, not electrically operated	13 576	97 514	163 307	1 688 095
9032201000	Manostats, electrically operated	229	7 136	11 823	376 960
9032202000	Manostats, not electrically operated	4 305	83 763	26 603	576 641
9032810000	Hydraulic or pneumatic	34 951	405 640	645 167	8 156 032
9032891000	Instru&app,automatic data process machfor controll,cargo handli	133 351	1 353 219	2 765 627	29 648 747

**I.3. IMPOR MENURUT KOMODITI / IMPORT BY HS COMMODITY**  
**\*\*\* NOVEMBER/NOVEMBER 2012 \*\*\***

HS	Uraian Komoditi Commodity Description	Berat Bersih / Net Weight (Kg)		Nilai / Value C.I.F (US\$)	
		Bulan ini Current Month	Kumulatif Cum.Jan. to date	Bulan ini Current Month	Kumulatif Cum.Jan. to date
9032892000	Automatic instrum&app for controllchem/elec-chem solutions in p	663	42 754	5 975	1 073 718
9032893100	Automatic regulating voltage units(stabilizers),electrically operate	95 455	1 690 566	167 766	5 605 398
9032893900	Instrument&apparatus oth than(stabilizers),electrically operated	40 681	469 630	2 571 501	27 908 345
9032899000	Oth automatic regulating/controllinstrum&app not electrically ope	166 111	3 649 093	6 715 203	60 207 052
9032901000	Parts&accessories of automatic dataprocess mach,cargo handl syt	410	34 716	55 503	1 111 501
9032902000	Part&acc automatic instr&app, controllchem/elec-chem solutions	516	16 242	650	134 598
9032903000	Part&acc automatic, regulating/controllinstruments&apparatus,el	5 462	135 330	84 467	2 154 222
9032909000	Part&acc automatic, regulating/controllinstruments&apparatus,nc	48 078	685 659	1 535 458	18 678 226
9033001000	Parts&acc for mach,appl,instrum ofchap 90 for electric operated e	29 016	1 439 815	1 100 099	17 588 384
9033002000	Parts&acc for mach,appl,instrum ofchap 90 for not electric operat	16 079	220 538	829 787	5 034 030
9101110000	Wrist-watch of metal,w/not stopwatchw/ mech display only,elect	0	725	0	241 235
9101190000	Wrist-watch of metal,w/not stopwatchoth w/ mech display only,e	203	4 624	2 713	63 114
9101210000	Oth wrist-watch,whether/not stopwatchw/ automatic winding of i	0	634	0	88 712
9101290000	Oth wrist-watch,whether/not stopwatchoth than automatic windi	40	10 462	6 567	199 948
9101910000	Pocket-watch&oth watch inc stopwatch ofmetal or precious metal	0	187	0	1 516
9101990000	Pocket&oth watch inc stopwatch of metal/of w/ precious metal,n	8 650	18 114	102 734	219 918
9102110000	Wrist-watch,whether/not stopwatchw/ mech display only,elect of	22 443	342 873	1 362 810	8 893 627
9102120000	Wrist-watch,whether/not stopwatchw/ opto-elect display only,ele	114	28 660	10 622	271 231
9102190000	Wrist-watch,whether/not stopwatchoth than mech&opto,elect of	73 734	781 935	299 331	3 609 054
9102210000	Oth wrist-watch,whether/not stopwatchw/ automatic winding	236	5 435	16 248	281 795
9102290000	Oth wrist-watch,whether/not stopwatchoth than automatic windi	58 906	861 764	572 142	5 670 594
9102911000	Stop-watches, electrically operated	2 130	22 661	8 385	212 451
9102919000	Pocket-watch&oth watch, electricallyoperated	86	36 811	2 084	275 762
9102990000	Pocket-watch&oth watch inc stopwatchnot electrically operated	32 334	601 209	60 925	1 449 743
9103100000	Clocks with watch movements,excl clocks ofh9104 elect operated	4	383	65	3 384
9103900000	Clocks with watch movements,excl clocks ofh9104 not elect opera	26 833	162 387	180 008	1 217 736
9104001000	Instrument panel clocks & clocks ofa similar type, for vehicles	2 069	30 600	116 647	1 713 298
9104002000	Instrument panel clocks & clocks ofa similar type, for aircraft	2	16	60	8 483
9104003000	Instrument panel clocks & clocks ofa similar type, for vessels	0	22 771	0	620 988
9104009000	Instrument panel clocks & clocks ofa similar type, for spacecraft	179	309	2 251	3 771
9105110000	Alarm clocks, electrically operated	30 133	88 902	39 880	322 500
9105190000	Alarm clocks,not electrically operated	56 852	606 734	102 468	1 086 607
9105210000	Wall clocks, electrically operated	27 508	363 393	145 460	1 869 128
9105290000	Wall clocks, not electrically operated	18 001	244 391	30 405	523 511
9105911000	Marine chronometers,electrically operated	0	248	0	3 126
9105919000	Oth clocks, oth than Marine chronometerselectrically operated	5 252	30 326	11 810	99 559
9105991000	Marine chronometers,not electrically operated	0	2	0	73
9105999000	Oth clocks, oth than Marine chronometersnot electrically operate	2 855	42 940	4 358	102 931
9106100000	Time-registers,time-recorders	1 505	101 321	34 320	923 453
9106901000	Parking meters	594	64 170	1 868	693 132
9106909000	Oth time of day recording&measuring appoth than parking meter	20 043	195 617	207 285	2 407 369
9107000000	Time switches with clock/watchmovement/with synchronous mot	28 130	254 985	401 667	3 765 094
9108110000	Watch move comp&assem w/mechanical display only, electrically	0	1 206	0	4 359
9108190000	Watch move comp&assem oth thanmechanical,opto-elect, elect o	35	5 109	684	10 462
9108200000	Watch move comp&assem withautomatic winding	0	2 709	0	201 970
9108900000	Oth watch movements complete andassembled	0	6 965	0	133 136
9109100000	Clock movements,complete andassembled, electrically operated	31 488	77 787	61 218	228 981
9109900000	Clock movements,complete andassembled,not electrically operate	3 644	34 617	16 642	118 732
9110110000	Complete movements,unassem/partly assem(movement sets) of \	7 929	67 390	41 100	360 644
9110190000	Rough movements of watches	3 392	3 392	5 200	5 200
9110900000	Oth complete watch or clock movements	2 866	18 983	9 000	132 265
9111100000	Watch cases of precious metal/of metal clad with precious metal	0	648	0	5 081
9111200000	Watch cases of base metal, whether or not gold/silver-plated	5	200	74	1 322
9111800000	Other watch cases	9	8 270	106	29 433
9111900000	Parts of watch cases	6	8 454	6	23 904
9112200000	Clock cases and cases of a similartype for other goods of this chap	25 817	69 804	56 856	204 524
9112900000	Part of clock cases&cases of a similartype for other goods of this c	56	930	2 176	8 475
9113200000	Watch straps,bands&bracelets of basemetal,whether or not gold/	1	152	114	11 109
9113900000	Oth watch straps,bands&braceletsand parts thereof	3 541	61 166	19 076	406 802
9114100000	Springs, including hair-springsof clock or watch parts	2 296	2 384	3 734	10 383
9114300000	Dials of clock or watch parts	772	6 922	1 849	25 166
9114400000	Plates and bridges of clock/watch parts	28	2 147	956	10 830
9114900000	Oth clock or watch part oth than spring,hair springs,dials,plate&br	15 539	268 804	204 608	2 962 820
9201100000	Upright pianos	1	128 953	350	285 535
9201200000	Grand pianos	19 497	96 734	309 805	1 128 093
9201900000	Oth pianos,incl automatic pianosharpsichord&oth keybrd string in	94 983	668 311	626 236	1 892 453
9202100000	String musical instrument(violins,harps), played with a bow	5 477	52 451	48 515	609 350
9202900000	Oth string musical instruments(guitars)not played with a bow	13 963	159 279	225 824	1 798 963
9205100000	Brass-wind instruments	42	44 224	1 663	494 121
9205901000	Keyboard pipe organ,harmonium&similarkeyboard instruments w,	16 050	102 126	34 643	232 629
9205909000	Other wind musical instruments	59 281	580 248	104 319	1 448 514

**I.3. IMPOR MENURUT KOMODITI / IMPORT BY HS COMMODITY**  
**\*\*\* NOVEMBER/NOVEMBER 2012 \*\*\***

HS	Uraian Komoditi Commodity Description	Berat Bersih / Net Weight (Kg)		Nilai / Value C.I.F (US\$)	
		Bulan ini Current Month	Kumulatif Cum.Jan. to date	Bulan ini Current Month	Kumulatif Cum.Jan. to date
9206000000	Percussion musical instruments(exp, drm,xylophones,cymbals,casi	52 407	809 745	217 525	3 309 892
9207100000	Keyboard instruments,oth than accordions	5 684	191 442	78 492	4 931 992
9207900000	Oth musical instruments,the sound isproduced must be amplified,	14 683	189 706	54 486	1 546 348
9208100000	Musical boxes	11 166	70 823	35 358	584 987
9208901000	Decoy calls,whistles,call horns &othmouth blown sound signalling	15 969	29 997	32 791	57 938
9208909000	Fairground,mech street organ,sing bird,musical saw,oth musical in	3 452	26 780	15 365	168 320
9209300000	Musical instrument strings	9 011	95 988	117 431	1 906 401
9209911000	Part&accessories, strung backs,keyboards& metal frames for upric	128 944	2 364 848	280 018	12 281 418
9209919000	Other parts and accessories for pianos	638 763	6 785 154	5 360 434	52 512 433
9209920000	Parts & accessories for the musicalinstrument of string musical ins	70 399	1 120 287	1 067 959	16 599 714
9209940000	Parts&acc,the music instrument of soundof which is prod/must be	167 712	2 232 203	2 791 951	38 248 790
9209990000	Parts & accessories for oth musicalinstruments	51 174	729 886	2 674 932	35 267 773
9301100000	Artillery weapons(guns,howitzer&mortars)	1 601	103 452	882 149	6 278 930
9301200000	Rocket launchers;flame-throwers;grenadelaunchers;torpedo tubes&	0	8	0	929
9301900000	Oth military weapons,oth than revolvers,pistols & the arms of sea	6 507	18 893	5 306 021	10 855 517
9302000000	Revolvers and pistols, other than thoseof heading 9303/9304	106	2 431	18 738	285 721
9303200000	Oth sport/hunting/target-shoot shotguns,including combination sl	0	227	0	8 512
9303300000	Oth sport/hunting/target-shoot shotguns,excluding combination s	100	100	10 634	10 634
9303900000	Oth firearm&similar device which operateby the firing of an explo:	292	875	6 251	331 248
9304001000	Air guns,operating at pressureof less than 7 kg	453	558	10 502	20 232
9304009000	Oth arms(spring,air/gas guns&pistols)excluding those of heading 9	376	4 135	27 094	371 091
9305100000	Parts and accessories of revolvers orpistols	69	313	7 385	20 957
9305200000	Parts and accessories of shotguns orrifles of heading 9303	848	21 179	38 153	124 026
9305911000	Parts&accessories of military weapons of heading 9301 of leather/	217	1 266	2 521	14 369
9305919000	Parts&acc of military weapons of head 9301,of oth than leath/tex	517	1 353	229 062	548 733
9305991100	Part&acc of goods of oth arm of head 93040090 of leather/textile	0	1	0	2
9305999900	Parts and accessories of revolver&pistolof heading 9302 of oth lea	111	4 408	39 952	434 432
9306210000	Cartridges	5 258	1 753 345	347 290	77 856 568
9306290000	Parts of cartridges, gun pellets	1 441	19 034	304 427	2 561 458
9306301100	22 calibre cartridges for revolvers&pistols of heading 9302	0	2 659	0	106 885
9306301900	Oth cartridges oth than 22 calibrecartridges of heading 9302	4 031	30 332	988 508	2 481 564
9306302000	Cartridges for riveting/similar tool/forcaptive-bolt humane killer&q	0	2 355	0	83 589
9306309900	Oth cartridges oth than 22 calibrecartridges of oth heading 9302	0	776	0	101 185
9306900000	Bombs,grenades,torpedoes,mines,missiles,similar munitions of wa	95 540	282 509	3 053 451	12 658 446
9307000000	Swords,cutlasses,bayonets,lances&similararms&parts thereof &sc	0	224	0	29 909
9401100000	Seats of a kind used for aircraft	12 018	30 250	461 429	1 462 870
9401201000	Seats of a kind used for motor vehiclesof heading 8702/8703/8704	45 298	676 476	249 121	4 685 547
9401209000	Seats of a kind used for motor vehiclesoth than of heading 8702/8	35 517	150 844	135 879	1 680 149
9401300000	Swivel seats with variable heightadjustment	445 212	4 811 616	1 462 355	14 573 357
9401400000	Seats oth than garden seats/ campingequipment,convertible intc	0	125 125	0	303 485
9401510010	Seat of rattan	0	80	0	4 039
9401510020	Seat of bamboo	0	1	0	2
9401590000	Seat of cane,osier or similar material	125	6 112	1 175	31 767
9401610000	Oth seats,with wooden frames,upholstered	479 916	5 866 601	2 150 950	21 845 820
9401690010	Oth seats,with wooden frames,combinedwith rattan	0	5 572	0	4 596
9401690090	Oth seats,with wooden frames,combinedwith other than rattan	58 046	567 870	244 451	2 499 820
9401710000	Other seats, with metal frames, upholste	745 925	7 303 116	2 547 743	23 651 139
9401790010	Other seats, with metal frames,combinedwith rattan	18 546	236 529	49 352	590 053
9401790090	Other seats, with metal frames,combinedwith other than rattan	683 231	7 098 229	1 468 241	15 401 884
9401800000	Oth seats(oth than those of head 9402)	205 297	3 079 615	617 103	8 294 451
9401901000	Parts of aircraft seats (head 94011000)	9 872	118 226	20 795	416 078
9401903100	headrest stiffeners for seats ofsubheading 94012010,	33 830	251 795	469 936	3 654 616
9401903900	Parts of other seats	906 969	9 116 201	8 085 510	83 156 158
9401904000	Parts of seats of subheading 94013000	34 161	958 852	282 133	6 455 843
9401909200	Parts of seats of plastics	610 595	3 466 328	601 029	3 530 334
9401909900	Parts of seats of other than plastics	1 039 738	7 052 523	2 752 749	24 792 795
9402101000	Medis furniture,dentists chair & partsthereof	84 441	482 451	1 294 133	6 034 550
9402103000	Medis furniture,barbers chairs&similarchairs thereof & thereof	27 232	176 348	62 837	599 193
9402109000	Other dentists,barbers or similar chairsof medis furniture	8 615	59 178	146 457	681 910
9402901000	Furniture designed for medical,surgical/veterinary purposes&part:	143 675	861 424	2 209 846	8 317 608
9402909000	Oth furniture designed for medical,surgical/veterinary purpose&p:	108 987	523 331	669 113	4 205 035
9403100000	Metal furniture of a kind used in office	398 340	3 877 682	781 660	8 102 923
9403201000	Oth metal furniture, fume cupboards	5 044	186 178	8 268	349 087
9403209000	Oth metal furniture, other thanfume cupboards	2 910 210	26 058 930	4 819 623	44 055 727
9403300000	Wooden furniture of a kindused in offices	568 905	5 666 678	916 035	8 332 262
9403400000	Wooden furniture of a kind usedin the kitchen	120 892	1 693 469	167 580	2 989 432
9403500000	Wooden furniture of a kind usedin the bedroom	1 046 612	10 969 655	1 853 429	19 347 186
9403601000	Oth wooden furniture,fume cupboard	22 546	324 465	27 368	661 727
9403609000	Oth wooden furniture,oth thanfume cupboard	1 437 487	13 464 949	2 843 738	24 582 768
9403701000	Furniture of plastics for baby walker	21 456	233 376	78 910	495 617
9403702000	Furniture of plastics for fume cupboard	0	30 003	0	351 320

**I.3. IMPOR MENURUT KOMODITI / IMPORT BY HS COMMODITY**  
**\*\*\* NOVEMBER/NOVEMBER 2012 \*\*\***

HS	Uraian Komoditi Commodity Description	Berat Bersih / Net Weight (Kg)		Nilai / Value C.I.F (US\$)	
		Bulan ini Current Month	Kumulatif Cum.Jan. to date	Bulan ini Current Month	Kumulatif Cum.Jan. to date
9403709000	Furniture of plastics oth than forbaby walker,fume cupboard	218 364	2 223 980	746 623	7 068 183
9403810010	Bedroom, dining room or living room setsof rattan	14	42 603	1	43 767
9403810020	Bedroom, dining room or living room setsof bamboo	10 548	114 473	31 668	163 147
9403810030	Furniture,of kind used in parksgardens/vestibules of rattan/bambc	0	5 050	0	6 875
9403810090	Other furniture of bamboo or rattan	0	19 325	0	18 234
9403891000	Other furniture of other materials,fume cupboards	789	38 773	1 955	91 037
9403899010	Bedroom, dining room/livingroom sets of other materials	127 027	1 592 156	108 434	1 905 083
9403899020	Oth furniture of a kind used in parks,garden/vestibules of oth mat	0	2 230	0	1 518
9403899090	Other furniture of cane, osier, bambooor similar materials	54 608	424 144	96 172	684 029
9403901000	Part of baby walkers of furnitureof platic (sub heading 94037010)	559	51 636	7 581	118 860
9403909000	Parts of other furniture	459 874	5 034 756	1 701 291	12 870 785
9404100000	Mattress supports	48 149	270 514	191 640	1 153 910
9404210000	Mattresses of cellular rubber orplastics, whether or not covered	17 548	440 102	59 982	1 455 074
9404291000	Mattress springs of other materials	123 233	774 416	540 411	3 319 300
9404292000	Mattress of hyperthermia orhyphothermia type of oth materials	0	9 675	0	80 948
9404299000	Mattress of other materials	123 329	815 176	126 494	807 853
9404300000	Sleeping bags	97	33 064	1 240	340 972
9404901000	Quilts,bedspreads & mattress protectors	7 993	63 522	26 251	380 780
9404909000	Other articles of bedding&similar furnishing	120 297	941 365	1 159 039	5 261 058
9405102000	Lamps for operating rooms	2 316	14 543	74 626	417 164
9405103000	Spotlight	185 696	1 384 191	391 983	4 248 541
9405104000	Fluorescent lamps and lighting fittings	209 872	1 733 853	1 538 475	11 066 893
9405109000	Oth chandeliers&oth elec ceiling/walllighting fitting	138 207	1 464 162	1 041 541	10 453 766
9405201000	Lamps for operating rooms	11 396	63 591	479 931	2 330 083
9405209000	lamps of electric table,desk, bedside/floor-standing lamps	246 879	1 883 467	698 264	6 687 793
9405300000	Lighting sets of a kind used forchristmas trees	14 755	153 715	34 655	548 420
9405402000	Searchlights	11 492	142 395	53 425	704 469
9405404000	Oth. electr lamps of spotlights	55 411	568 364	492 318	4 203 411
9405405000	Oth electr lamps,of a kind used forlighting public openspace/thorc	500 990	2 382 523	2 779 392	20 161 865
9405406000	Other exterior lighting	84 822	384 800	795 047	2 465 090
9405407000	Non-flashing aerodrome beacons;lamps forrailwayloc.aircraft,ship	1 907	189 527	8 945	1 162 367
9405408000	Pilot lamp with fitting for electro-thermic domestic applic of headi	2 319	12 735	16 554	89 273
9405409100	Fibre optic headband lamps of kinddesigned for medical use	160	832	2 646	24 964
9405409900	Other lighting fittings	136 131	1 505 770	1 262 236	10 053 422
9405501100	Non elect. Lamps of oil-burning, of brasfor religious rites	0	2 191	0	2 826
9405501900	Other non elect. Lamps of oil-burning	71 381	584 462	182 404	1 146 247
9405504000	Hurricane lamps	110 678	738 146	179 047	978 647
9405509010	Non elect lighting fittings of plastics,stone, ceramics, glass	5 348	58 856	46 708	213 623
9405509090	Other non elect lighting fittings	2 933	36 434	6 975	212 865
9405601000	Warning signs, street name signs, road &traffic signs	13 911	105 093	15 752	1 038 125
9405609000	Others illuminated signs	27 218	210 938	341 561	1 861 515
9405911000	Parts of glass for lamps for operatingroom	0	376	0	10 323
9405912000	Parts of glass for spotlights	0	6 783	0	60 652
9405914000	Parts of globes and chimneys	0	26 719	0	67 752
9405915000	Parts of glass for searchlights	2	453	33	5 543
9405919000	Other parts of glass	92 518	571 942	105 041	1 632 656
9405921000	Parts of plastics for lamps fo operatingrooms	7	44	6 176	17 766
9405922000	Parts of plastics for spotlights	0	4 262	0	11 251
9405929000	Other parts of plastics	206 232	3 552 526	375 014	6 712 217
9405991000	Parts Lampshades of textile material	1 910	21 194	13 241	131 890
9405992000	Parts Lampshades of other material	3 727	44 136	46 898	622 797
9405993000	Parts of lamp of subheading 9405.50.11or 9405.50.19	1 075	2 221	7 453	11 309
9405994000	Parts for searchligts or spotlights	1	9 987	5	69 145
9405999000	Other parts	226 335	1 609 756	940 165	6 213 211
9406001100	Greenhouses fitted with mechanical/thermal equipment of plastic	16	75 285	354	125 914
9406001900	Greenhouses fitted with mechanical/thermal equipment oth plasti	50 778	823 704	60 272	4 138 222
9406009200	Other prefabricated buildings of wood	14 641	60 308	45 539	274 528
9406009400	Other prefabricated buildings of iron/steel	607 868	8 671 461	1 420 340	20 130 887
9406009500	Oth prefabricated buildings of plastics/of aluminium	5 449	169 893	14 148	377 934
9406009900	Oth prefabricated buildings oth of wood,iron, plastics, aluminium,	1 644 658	12 872 362	4 809 536	30 799 902
9503001000	Tricycles, scooters, pedal cars andsimilar wheeled toys; dolls carri	567 645	3 547 725	1 459 296	10 058 533
9503002100	Dolls, whether/not dressed	128 688	833 661	565 227	3 599 209
9503002200	Garments and garments accessories;footwear and headgear of do	1 488	30 410	53 657	571 243
9503002900	Other parts and accessories for dolls	18 880	99 729	76 988	1 595 338
9503003000	Electric trains toys, includ tracks,signals and other accessories ther	47 828	387 470	326 895	1 950 501
9503004010	Reduces size model aircraft assemblykits, working or not	6 368	21 356	71 699	315 259
9503004090	Oth reduced size ("scale") models andsimilar recreational models	244 879	1 709 504	2 392 890	13 874 524
9503005000	Other construction sets & constructionaltoys, of materials other tt	0	7 395	0	17 921
9503006000	Stuffed toys representing animals ornon-human creatures	25 354	263 244	460 540	4 190 540
9503007000	Puzzles of all kinds	110 266	318 371	1 314 904	2 446 993
9503009100	Numerical/alphabetical/animal blocks orcut-out; word builders/m	51 783	256 948	140 013	917 675



**I.3. IMPOR MENURUT KOMODITI / IMPORT BY HS COMMODITY**  
**\*\*\* NOVEMBER/NOVEMBER 2012 \*\*\***

HS	Uraian Komoditi Commodity Description	Berat Bersih / Net Weight (Kg)		Nilai / Value C.I.F (US\$)	
		Bulan ini Current Month	Kumulatif Cum.Jan. to date	Bulan ini Current Month	Kumulatif Cum.Jan. to date
9503009200	Skipping ropes	310	9 643	1 459	36 574
9503009300	Marbles	194 615	4 437 885	46 371	1 159 823
9503009900	Other toys or parts	2 456 465	24 097 400	5 712 798	61 845 840
9504202000	Tables for billiards of all kinds	163	30 380	1 115	45 410
9504203000	Billiard chalks	7	7 616	12	8 514
9504209000	Oth articles & accessories for billiardsof all kinds	34 791	327 977	59 839	572 429
9504301000	Pintables or slot machines, operated bycoins and by oth means of	10 518	32 266	34 640	150 465
9504302000	Parts of oth games of wood, paper orplastics	1 607	1 874	3 372	4 384
9504309000	Other games, operated by coins and byoth means of payment	174 947	2 227 824	653 656	9 105 988
9504400000	Playing cards	284 446	3 159 267	213 249	2 599 865
9504500000	Video games consoles and machines,oth than those sub heading 9	168 641	1 053 409	6 136 182	9 771 635
9504901000	Bowling requisites of all kind	0	132 643	0	136 595
9504902000	Darts and parts and accesories therefor	11 956	148 050	51 650	264 087
9504903900	Other gambling equipment & paraphernaliaequipment	4 741	40 099	18 452	141 931
9504909200	Tables designed for game of wood/plasticnot gambling equipment	491	6 878	734	12 279
9504909300	Tables designed for games not of wood/plastics, not gambling equ	30	7 117	32	22 859
9504909400	Other table disigned for games of wood/plastics	7 320	9 337	41 525	49 026
9504909900	other table designed for games not wood/plastics	52 216	503 108	227 248	2 643 034
9505100000	Articles for christmas festivities	60 799	915 307	217 378	3 490 487
9505900000	Festive,carnival/oth entertn.articlesincl conjuring tricks & novelty j	154 959	938 531	331 945	2 745 469
9506110000	Skis of snow-skis	0	5 584	0	7 479
9506190000	Other snow-ski equipment	1 438	109 694	19 929	565 635
9506210000	Sailboards	0	4 415	0	61 741
9506290000	Oth water-skis, surf-boards, sailboards& oth water-sport equipme	11 319	125 783	50 917	809 398
9506310000	Golf clubs, complete	852	33 017	2 064	297 770
9506320000	Balls for golf	513	36 103	1 538	206 681
9506390000	Other golf equipment	4 253	97 432	31 817	296 474
9506401000	Tables tennis	535 255	1 645 254	563 180	1 776 401
9506409000	Oth articles & equip for table-tennis	49 307	387 476	94 068	812 951
9506510000	Lawn-tennis rackets, whether/not strung	4 505	48 010	104 981	1 273 218
9506590000	Badminton or similar rackets, whether/not strung	77 849	854 149	451 141	3 190 800
9506610000	Lawn-tennis balls	11 515	75 524	35 470	269 436
9506620000	Inflatable balls	26 569	573 521	291 089	4 161 293
9506690000	Other balls	18 662	236 520	22 771	1 165 567
9506700000	Ice skates &roller skates, incl skatingboots with skates attached	24 518	237 377	134 184	849 621
9506910000	Artic and equip for general physicsexercise, gymnastics or athletic:	764 932	7 909 266	2 895 534	32 946 319
9506990010	Bows and arrows for archery; crossbows	0	255	0	2 894
9506990020	Nets, cricket pads and shin guards	19 975	111 306	67 100	565 716
9506990030	Shuttlecocks	6 287	61 580	42 365	257 819
9506990090	Other articles and equipment for generalphysical exercise	53 458	758 867	149 755	3 232 243
9507100000	Fishing rods	79 993	977 810	499 927	4 203 354
9507200000	Fish-hooks, whether/not snelled	21 909	412 634	229 261	2 095 572
9507300000	Fishing reels	38 419	580 824	106 501	1 180 136
9507900000	Oth fishing rods,hooks/reels,oth heading92.08/97.05	20 097	254 652	50 190	646 313
9508100000	Travelling circuses and travellingmenageries	0	589	0	4 637
9508900000	Roundabouts,swings,shooting galleries&oth fairground amusemer	89 821	2 329 890	518 308	21 362 117
9601100000	Worked ivory and articles of ivory	0	477	0	633
9601901010	Worked mother-of pearl/tortoise- shell &articles of the foregoing	0	164	0	48 905
9601901090	Other worked mother-of pearl/tortoise-shell & articles of the fore	0	1 749	0	59 440
9601909100	Cigar/cigarette cases, tobacco jars;ornamental articles	0	1	0	16
9601909900	Other ornamental article	43	43	2 958	2 958
9602001000	Gelatin capsules for pharmaceuticalproducts	22 657	109 552	597 878	2 499 076
9602002000	Cigar/cigarette cases, tobacco jars andhousehold ornamental artic	0	7 710	0	31 424
9602009000	Oth worked veget/minerl carving material&articles of these mater	245	96 571	3 196	363 075
9603101000	Brushes consisting of twig/oth vegetablematerials bound together	3 503	218 517	17 393	409 073
9603102000	Brooms consisting of twig/oth vegetablematerials bound together	13 109	154 692	27 198	318 214
9603210000	Tooth brushes, incl dental-plate brushes	116 162	1 471 926	1 069 149	13 202 839
9603290000	Shaving brushes, hair brush, nail brush, eyelash &oth brush for use c	34 762	508 672	207 189	1 984 196
9603300000	Artists' brushes, writing brush &similarbrushes for the application c	70 660	582 653	299 074	2 508 888
9603400000	Paint, distemper, varnish/similar brushes oth than 9603.30; Paint p	374 851	4 995 406	382 582	6 803 322
9603500000	Oth brushes constituting part of machine, appliances or vehicles	37 885	533 516	222 295	2 790 612
9603901000	Prepared knots and tufts for broom orbrush making	11 287	147 250	8 772	280 877
9603902000	Hand-operated mechanical floor sweepers, not motorised	35 995	435 127	78 458	1 552 934
9603904000	Other brushes	355 523	2 946 509	535 743	5 988 946
9603909000	Mops and feather dusters; squeegees (oththan roller squeegees)	483 162	3 375 211	953 093	8 307 243
9604001000	Hand sieves and hand riddles of metal	896	42 260	2 835	127 192
9604009000	Hand sieves and hand riddles of othermaterial	5 569	22 261	18 915	97 155
9605000000	Travel sets for personal toilet, sewingor shoe or clothes cleaning	1 305	59 729	8 401	131 213
9606101000	Press-fasteners, snap-fasteners andpress-studs and part therefor c	26 045	170 421	328 245	1 832 827
9606109000	Press-fasteners, snap-fasteners andpress-studs and part therefor c	82 038	497 710	1 015 488	7 536 125
9606210000	Buttons of plastics, not covered withtextile material	247 035	2 519 601	4 056 932	32 700 082

**I.3. IMPOR MENURUT KOMODITI / IMPORT BY HS COMMODITY**  
**\*\*\* NOVEMBER/NOVEMBER 2012 \*\*\***

HS	Uraian Komoditi Commodity Description	Berat Bersih / Net Weight (Kg)		Nilai / Value C.I.F (US\$)	
		Bulan ini Current Month	Kumulatif Cum.Jan. to date	Bulan ini Current Month	Kumulatif Cum.Jan. to date
9606220000	Buttons of base metal, not covered with textile material	185 704	1 508 948	1 940 415	18 095 005
9606290000	Other buttons	181 217	1 432 973	2 083 309	14 379 092
9606301000	Button moulds & other parts of buttons; button blanks, of plastics	3 640	36 346	66 006	705 738
9606309000	Button moulds & other parts of buttons; button blanks, of other m	9 295	83 690	127 580	1 261 775
9607110000	Slide fasteners fitted with chain scoop of base metal	216 721	1 680 357	2 430 957	20 684 501
9607190000	Other slide fasteners	304 745	3 513 403	3 675 923	42 809 749
9607200000	Parts of slide fasteners	405 955	4 114 645	1 794 170	18 432 923
9608101000	Ball point pens of plastics	101 006	975 869	245 442	2 237 701
9608109000	Ball point pens of other material Oth. ball point pens of plastics	121 209	1 847 508	411 883	5 721 666
9608200000	Felt tipped & other porous-tipped pens and markers	52 841	628 419	113 482	1 721 569
9608301000	Indian ink drawing pens	1	8 644	64	49 276
9608309000	Oth fountain pens, stylograph pens and other pens	73 296	649 579	124 718	1 300 746
9608400000	Propelling or sliding pencils	13 593	204 637	60 946	830 071
9608500000	Sets of articles from two or more of the foregoing subheadings	30 143	679 368	49 344	1 533 987
9608601000	Refills for ball point pens, comprising the ball point & ink-reservoir (	776	43 843	5 404	269 021
9608609000	Refills for ball point pens, comprising the ball point & ink-reservoir (	22 897	229 161	202 681	1 582 662
9608911000	Pen nibs and nib points of gold or gold plated	0	10	0	434
9608919000	Pen nibs and nib points of oth material	5 358	124 296	167 136	2 759 826
9608991000	Duplicating stylos	1 741	15 195	5 145	27 748
9608999100	Parts of ball point pens of plastics	27 781	50 610	70 537	447 671
9608999900	Penholders, pencil-holders & similar holder; parts of ball point of oth	57 916	959 476	487 423	6 902 289
9609101000	Black pencils, with lead encased in a rigid sheath	84 723	1 011 482	289 874	2 639 266
9609109000	Crayons & oth pencils with lead encased in a rigid sheath	81 761	965 442	152 302	1 987 516
9609200000	Pencil leads, black or coloured	130 667	1 211 566	298 840	6 136 978
9609901000	Slate pencils for school slates	29	45 805	47	225 252
9609903000	Pencils & crayons other than those of subheading 9609.10	28 374	649 405	73 311	1 007 613
9609909100	Writing or drawing chalks	54	31 110	1 637	33 298
9609909900	Pastels, drawing charcoals, tailors' cha and other pencils	38 325	867 708	52 677	1 621 815
9610001000	School slates, with writing or drawing surfaces	4 755	108 035	8 282	214 994
9610009000	Boards and oth slates, with writing or drawing surfaces	27 656	144 228	59 093	515 467
9611000000	Date, seal/numbering stamps & the like, in the hand operatd; hand	22 960	214 923	116 262	1 279 338
9612101000	Ribbons of textile fabric	18 415	270 280	200 341	3 003 892
9612109000	Ribbons of other materials or similar ribbons	59 739	1 487 176	1 796 440	15 209 333
9612200000	Ink-pads	3 407	31 077	7 571	81 336
9613101000	Pocket lighters, gas fuelled, non-refillable of plastics	1 151 438	9 599 338	1 682 458	17 151 645
9613109000	Pocket lighters, gas fuelled, non-refillable of other materials	32 000	80 302	15 568	88 413
9613201000	Pocket lighters, gas fuelled, refillable of plastics	17 100	310 118	31 350	629 463
9613209000	Pocket lighters, gas fuelled, refillable of other materials	161	174	801	1 919
9613801000	Piezo-electric lighters for stoves and ranges	15 088	98 753	78 379	396 403
9613803000	Cigarette lighters or table lighter of other materials	0	8 814	0	9 000
9613809000	Other lighters	4 674	65 561	138 834	1 411 984
9613901000	Refilled cartridge or oth receptacles part of mechncd lighter, cont li	6	17 897	666	245 854
9613909000	Other parts of lighters	138 544	962 747	961 061	8 942 394
9614001000	Roughly shaped blocks of wood or root for the manufacture of pipe	0	5 464	0	4 485
9614009000	Smoking pipes and cigar or cigarette holder and parts thereof	933	22 208	16 784	306 892
9615112000	Combs, hair-slides and the like of hard rubbers	8 474	181 730	24 056	373 720
9615113000	Combs, hair-slides and the like of plastics	327 341	6 610 706	532 469	12 703 980
9615190000	Combs, hair-slides and the like other than hard rubbers or plastics	265 032	3 100 488	405 261	5 128 782
9615901100	Decorative hair pins of aluminium	362	12 896	23 848	98 519
9615901200	Decorative hair pins of iron or steel	173	28 968	288	157 641
9615901300	Decorative hair pins of plastics	406	33 219	3 259	111 124
9615901900	Other decorative hair pins Oth. decorative hair pins	28 474	223 397	42 358	439 687
9615902100	Parts of combs, hair pins and the like of aluminium	0	50	0	95
9615902200	Parts of combs, hair pins and the like of iron or steel	0	65	0	690
9615902300	Parts of combs, hair pins and the like of plastics	0	1 210	0	1 098
9615902900	Other parts of combs, hair pins, and the like	0	10	0	54
9615909100	Curling grips, hair-curlers and the like of aluminium	0	38 705	0	168 951
9615909200	Curling grips, hair-curlers and the like of iron or steel	353	4 226	6 070	45 214
9615909300	Curling grips, hair-curlers and the like of plastics	0	1 853	0	8 755
9615909900	Other curling grips, hair-curlers and the like	8 934	98 836	22 397	253 118
9616101000	Scent sprays and similar toilet sprays	194 333	1 435 388	1 062 033	9 329 530
9616102000	Mounts and heads of scent sprays and similar toilet sprays	122 012	1 433 330	474 226	5 843 147
9616200000	Powder-puffs & pads for the application of cosmetics or toilet prep	56 272	233 058	637 142	4 009 363
9617001000	Vacuum flasks and other vacuum vessels	142 746	1 695 986	344 758	4 353 237
9617002000	Parts of vacuum flasks or vacuum vessels	10 753	32 152	9 650	78 616
9618000000	Tailor' dummies, oth lay figure; automata & animated displ. shop w	20 290	252 726	182 598	1 913 047
9619001100	Disposable sanitary towel, tampon, napkin with an absorbent core of	249 308	2 316 084	919 428	8 401 804
9619001900	Oth disposable sanitary towel, tampons, napkins and napkin liners	3 292 659	31 482 197	12 174 194	120 682 695
9619009110	Sanitary towel, tampon, napkin, knitted or crocheted with an absort	0	4 820	0	38 813
9619009190	Sanitary towel, tampon, napkin, knitted or crocheted with an absort	1 445	1 509	5 148	7 675
9619009990	Oth sanitary towel, tampons, napkins, with an absorbent core of w	7 682	109 202	41 496	285 234

**I.3. IMPOR MENURUT KOMODITI / IMPORT BY HS COMMODITY**  
**\*\*\* NOVEMBER/NOVEMBER 2012 \*\*\***

HS	Uraian Komoditi Commodity Description	Berat Bersih / Net Weight (Kg)		Nilai / Value C.I.F (US\$)	
		Bulan ini Current Month	Kumulatif Cum.Jan. to date	Bulan ini Current Month	Kumulatif Cum.Jan. to date
9701100000	Paintings, drawings and pastels,executedentirely by hand	12 557	100 848	47 738	1 089 872
9701900000	Colleges & similar decorative plaquesexecuted entirely by hand	3 625	63 159	17 570	395 811
9702000000	Original engravings, prints & lithograps	14	48 708	398	61 655
9703001000	Original sculptures & statuary of metalsculptures and statuary, in a	589	19 186	11 132	252 394
9703002000	Original sculptures & statuary of stonesculptures and statuary, in a	5 216	411 850	1 812	104 259
9703003000	Original sculptures & statuary of plastisculptures and statuary, in a	4 095	12 646	6 929	37 631
9703004000	Original sculptures & statuary of woodsculptures and statuary, in a	0	12 174	0	21 207
9703005000	Original sculptures & statuary of claysculptures and statuary, in an	196	9 386	403	14 302
9703009000	Original sculptures & statuary of othersculptures and statuary, in a	20 245	123 321	6 538	165 675
9704000000	Postage/revenue stamps, stamp postmark,first-day covers, stamp	3	320	16	31 283
9705000010	Collection and collectors pieces ofzoological interest	0	233	0	18 608
9705000090	Collection and collectors pieces ofother interest	209	340	728	8 065
9801101000	Sedan of head 8703 with cylinder cap <1500 cc, incompletely knoc	12	237	14 895	40 942
9801102000	Oth vhcl of head 8703 with (4x2) systemincompletely knocked dov	1 751 854	23 381 184	24 842 724	287 191 542
9801103000	Oth vhcl of head 8703 with (4x4) systemincompletely knocked dov	0	32	0	20 100
9801201000	Vhcls of head 8704 with gross weight<=5 ton, incompletely knocke	297 925	3 166 897	4 216 414	47 188 613
9801202000	Vhcls of head 8704 with 5 ton < grossweight <= 24 ton, incmpltly k	6 276 783	66 249 613	79 302 642	841 108 434
9801203000	Vhcls of head 8704 with gross weight>24 ton,incmpltly knocked dc	3 311 894	52 280 341	40 513 565	671 490 165
9801302000	Vhcls of head 8702 with 5 tons < grosweight <= 24 ton, incmpltly k	825 737	5 969 265	9 115 371	67 906 790
9802100000	Rotary internal/spark-ignition combustcomprsn-ignition pist engin	369 288	3 186 549	8 182 909	58 222 715
9802200000	Gear boxes, of incomplete knocked down	201 518	1 478 715	2 848 130	24 985 620
9802300000	Drive-axes, of incomplete knocked down	62 614	452 758	871 159	7 383 284
9803000000	Blank for motor vehicles component, madefrom base metal	1 324 665	13 532 242	4 709 866	50 241 401
<b>TOTAL IMPORT</b>		<b>12 498 589 864</b>	<b>125 036 406 449</b>	<b>16 935 009 726</b>	<b>176 109 023 819</b>

**I.4. IMPOR MENURUT NEGARA ASAL / IMPORT BY COUNTRY OF ORIGIN**  
**\*\*\* NOVEMBER/NOVEMBER 2012 \*\*\***

Country Code	Negara Asal Country of origin	Berat bersih / Net weight (Kg)		Nilai / Value C.I.F ( U S \$ )	
		Bulan ini Current month	Kumulatif Cum. Jan. to date	Bulan ini Current month	Kumulatif Cum. Jan. to date
111	JP Japan	429 788 762	4 370 977 842	1 780 446 076	21 154 095 772
112	HK Hong Kong	26 631 485	206 698 876	171 275 985	1 773 383 753
113	KP Korea, Democratic People's Republic	5 014 289	44 389 393	6 082 144	53 324 581
114	KR Korea, Republic Of	570 478 542	6 852 788 464	934 338 975	10 596 165 945
115	TW Taiwan	254 338 237	2 280 642 983	426 964 463	4 294 275 979
116	CN China	1 362 904 069	13 243 207 463	2 548 929 694	26 841 192 342
117	MN Mongolia	60 000	63 096	25 800	62 640
118	MO Macau	26 196	285 090	386 538	3 573 350
120	PG Papua New Guinea	2 080 957	31 301 918	3 686 132	48 690 760
121	TH Thailand	698 406 478	7 827 279 324	976 324 937	10 663 734 919
122	SG Singapore	1 680 183 766	17 537 506 332	2 254 453 668	23 949 882 871
123	PH Philippines	11 082 065	185 733 853	76 272 797	740 846 683
124	MY Malaysia	1 516 102 090	10 631 757 423	1 437 012 504	11 393 183 434
125	MM Myanmar (form. Burma)	2 817 907	74 570 868	4 107 129	59 339 239
126	KH Cambodia	4 362 564	11 265 146	1 144 693	9 489 170
127	BN Brunei Darussalam	5 391 858	429 784 589	2 307 422	354 171 337
128	LA Lao People's Democratic Republic	14	939 049	540	3 296 602
129	NP Nepal	0	2 042	0	50 591
130	BT Bhutan	0	6 005	0	27 408
131	VN Viet Nam	406 347 060	2 934 142 244	254 805 327	2 274 129 539
132	MV Maldives	0	18 130	0	37 685
133	IN India	275 077 945	4 198 384 438	242 863 637	4 010 515 226
134	PK Pakistan	39 683 982	373 650 515	26 438 937	253 923 189
135	BD Bangladesh	6 320 482	35 492 527	6 143 687	43 682 380
136	LK Sri Lanka	14 337 666	169 259 044	7 884 934	91 491 102
137	AF Afghanistan	5 451	9 421	8 793	60 850
138	ID Indonesia	3 428 543	43 274 141	16 140 623	146 013 566
141	IQ Iraq	0	89 661	0	106 035
142	IR Iran (islamic Republic Of)	26 671 287	976 526 591	30 113 213	757 468 787
143	SA Saudi Arabia	707 608 537	5 292 531 102	655 082 118	4 840 043 045
144	IL Israel	29 480	1 651 982	1 331 165	12 908 726
145	KW Kuwait	95 191 197	2 134 772 551	97 678 770	2 079 264 294
146	JO Jordan	7 637 476	875 091 827	3 814 107	313 448 025
147	YD P. Dem.rep. Of Yemen	0	762	0	1 540
148	LB Lebanon	76 953	760 773	173 192	2 681 262
149	PN Palestina	0	22 118	0	989 546
151	YE Yemen	508 648	2 892 313	260 489	1 932 586
152	OM Oman	17 902 636	137 021 681	33 645 950	213 040 499
153	SY Syria Arab Republic	0	258 728	0	1 612 316
154	TR Turkey	33 925 206	383 902 674	23 300 839	290 138 282
155	AE United Arab Emirates	224 159 488	1 647 531 058	218 464 302	1 591 588 603
156	QA Qatar	158 110 193	1 430 044 558	170 680 955	1 382 096 297
157	BH Bahrain	2 839 972	20 307 590	4 974 706	73 674 722
158	CY Cyprus	57 730	5 396 994	28 472	3 430 959
211	EG Egypt	65 486 442	1 158 110 157	13 512 547	209 229 151
212	LY Libyan Arab Jamahiriya	129 246 947	599 199 303	111 545 921	510 981 761
213	MA Morocco	10 075 770	235 664 191	11 013 381	176 882 717
214	TN Tunisia	1 445 572	17 298 343	1 058 843	22 449 995
215	DZ Algeria	0	342 700 101	0	308 010 607
216	SD Sudan	37 021	2 160 902	58 320	1 890 045
217	ER Eritrea	0	2 815	0	755 174
218	LS Lesotho	2	4	780	829
219	NA Namibia	0	4 252 434	0	2 409 122
221	ET Ethiopia	255 786	10 028 889	547 793	7 515 371
222	TZ Tanzania, United Republic Of	6 268 583	19 725 724	11 344 552	57 083 746
223	MG Madagascar	168 008	7 702 491	1 488 774	87 792 876
224	SO Somalia	29	129 590	7 451	602 675
225	KE Kenya	616 065	7 016 964	2 096 624	14 310 488
226	RE Reunion	1	6 368 476	7	1 331 343
227	MZ Mozambique	1 612 738	10 426 130	2 969 864	18 665 243
228	BW Botswana	0	132	0	2 202
229	GQ Equatorial Guinea	0	6	0	7 710
230	TG Togo	147 912	21 421 634	274 990	17 951 232
231	GH Ghana	117 513	7 790 578	215 234	14 650 667
232	LR Liberia	0	9 746 288	0	5 089 271
233	GN Guinea	381 595	1 016 019	157 341	828 267
234	AO Angola	0	605 091 630	0	502 467 154
235	CG Congo	118 307	1 670 555	106 764	1 329 128
236	CM Cameroon	959 375	8 355 995	1 525 384	13 887 330
237	NG Nigeria	179 005 258	2 912 516 599	157 185 077	2 563 259 660
238	SL Sierra Leone	424 149	7 033 798	171 019	2 700 062
239	GA Gabon	21	2 477 395	606	1 266 406
240	CI Cote D'ivoire	685 071	17 169 966	1 585 001	38 279 706
241	SN Senegal	8 466	6 164 258	6 222	2 865 572
242	MR Mauritania	297 414	5 510 766	116 333	2 439 141
243	ML Mali	2 194 289	15 863 347	4 710 419	31 479 090

**I.4. IMPOR MENURUT NEGARA ASAL / IMPORT BY COUNTRY OF ORIGIN**  
**\*\*\* NOVEMBER/NOVEMBER 2012 \*\*\***

Country Code	Negara Asal Country of origin	Berat bersih / Net weight (Kg)		Nilai / Value C.I.F ( U S \$ )	
		Bulan ini Current month	Kumulatif Cum. Jan. to date	Bulan ini Current month	Kumulatif Cum. Jan. to date
244	BJ Benin	630 480	7 625 807	243 756	13 211 269
245	BF Burkina Faso	660 283	12 549 605	1 163 484	28 431 190
247	GM Gambia	0	1 681 888	0	722 384
248	VI U.s. Virgin Islands	100 200	356 577	484 467	1 817 448
249	SC Seychelles	471	91 032	5 400	331 889
251	UG Uganda	436 346	9 444 940	1 216 665	21 731 470
252	CF Central African Republic	605 840	5 659 220	1 053 714	8 737 741
253	NE Niger	19 935	120 308	61 279	1 051 662
254	TD Chad	59 972	2 578 716	139 157	5 175 139
255	DJ Djibouti	0	1 680 113	0	1 415 331
256	SH Saint Helena	0	16 201	0	473 841
257	ST Sao Tome And Principe	0	2	0	622
260	SZ Swaziland	2 110	517 754	165 133	4 617 909
261	ZA South Africa	45 434 212	656 617 108	40 675 801	615 716 039
262	ZW Zimbabwe	1 762 386	13 855 523	3 538 029	44 336 379
263	ZM Zambia	814 460	5 281 967	1 486 945	10 245 222
264	MW Malawi	0	2 309 971	0	4 920 487
265	KM Comoros	0	50 467	0	546 517
267	MU Mauritius	31 790	5 456 692	886 339	6 746 526
268	RW Rwanda	66	2 381	71	42 128
298	VG Virgin Islands (british)	66 569	780 965	317 482	3 016 633
311	AU Australia	1 016 721 680	8 485 473 284	642 570 359	4 841 482 693
312	NZ New Zealand	81 337 157	546 052 938	74 682 210	641 596 301
318	FM Micronesia, Federated States Of	176	2 450	569	7 737
319	GU Guam	6	12	182	844
320	PW Palau	2	2	24	24
321	NR Nauru	1	441	47	10 653
322	NC New Caledonia	0	91 233	0	318 490
324	MP Northern Mariana Islands	0	90	0	492
325	VC Saint Vincent And The Grenadines	0	261 030	0	116 281
326	VU Vanuatu	0	60 003	0	132 377
328	IO British Indian Ocean Territory	2 289	22 981	143 161	208 958
331	AS American Samoa	23 220	1 626 893	63 019	23 320 940
332	CK Cook Islands	0	5 048	0	42 324
333	FJ Fiji	239 998	2 346 716	201 626	1 409 329
334	KI Kiribati	17	81	51	823
335	MH Marshall Islands	0	6 554 001	0	21 500 010
336	WS Samoa	1	110 691	3	310 488
337	SB Solomon Islands	0	6 075 957	0	3 300 361
338	TO Tonga	0	102	0	411
339	TV Tuvalu	0	1 598 194	0	2 560 425
340	CX Christmas Islands	13 000 012	39 000 017	2 148 927	6 244 218
341	UM United States Minor Outlying Island	0	54	0	3 687
342	CC Cocos (keeling) Islands	19	134	43	10 805
343	TK Tokelau	0	602	0	95 601
391	TL East Timor	119 281	688 970	52 034	607 419
411	US United States	556 030 480	5 552 858 880	1 014 661 677	10 772 612 673
412	CA Canada	131 524 455	2 526 781 452	147 903 617	1 647 327 716
421	MX Mexico	8 458 514	75 888 400	50 107 877	508 206 763
422	GT Guatemala	560	244 514	4 697	906 396
423	HN Honduras	1 021	2 332 721	68 987	1 239 342
424	NI Nicaragua	163	66 641	8 067	1 325 889
425	PA Panama	6 468 922	106 378 837	50 012 675	205 056 523
426	CU Cuba	637	297 584	7 300	1 253 122
427	CB Curacao	0	1 503	0	25 370
428	SR Suriname	0	4 348 890	0	1 829 260
431	CL Chile	3 995 868	253 068 805	10 641 425	196 950 240
432	VE Venezuela	438	94 251	67 427	659 575
433	AR Argentina	375 268 779	2 984 868 336	243 518 288	1 620 476 926
434	BR Brazil	415 516 417	2 394 308 065	286 864 902	1 764 570 999
435	CO Colombia	636 285	8 457 445	3 188 067	17 720 850
436	BO Bolivia	0	145 605	0	672 825
437	UY Uruguay	773 191	25 652 987	723 496	18 492 045
438	PY Paraguay	672 211	20 550 445	1 194 447	16 583 748
441	EC Ecuador	3 273	2 132 014	102 792	6 558 899
442	PE Peru	2 553 377	110 425 757	4 471 321	65 440 444
443	GY Guyana	0	2 664 863	0	1 243 635
444	TT Trinidad And Tobago	0	53 051 744	0	24 159 674
445	BS Bahamas	199	189 877	805	103 829
446	JM Jamaica	329	1 533 322	1 330	929 557
447	PR Puerto Rico	6 297	2 800 233	828 055	8 822 964
448	BZ Belize	4 610 000	9 335 647	1 827 815	4 237 802
449	DO Dominican Republic	270 299	6 325 782	260 108	3 820 500
450	SV El Salvador	95	1 350 989	2 790	1 205 324
451	CR Costa Rica	807 890	1 987 615	1 363 945	7 707 906
452	HT Haiti	246	8 760 826	13 118	3 998 619

**I.4. IMPOR MENURUT NEGARA ASAL / IMPORT BY COUNTRY OF ORIGIN**  
**\*\*\* NOVEMBER/NOVEMBER 2012 \*\*\***

Country Code	Negara Asal Country of origin	Berat bersih / Net weight (Kg)		Nilai / Value C.I.F ( U S \$ )	
		Bulan ini Current month	Kumulatif Cum. Jan. to date	Bulan ini Current month	Kumulatif Cum. Jan. to date
453	BB Barbados	0	2 563 270	0	1 145 935
454	AG Antigua And Barbuda	0	5 711 297	0	1 597 659
455	AI Anguilla	0	1 197	0	20 406
456	AW Aruba	0	48 983 229	0	5 792 267
457	BM Bermuda	48 194 290	68 056 715	50 428 425	71 845 473
458	CV Cape Verde	0	391	0	3 946
459	KY Cayman Islands	0	887	0	47 703
460	DM Dominica	167 730	1 233 316	69 608	595 071
461	FK Falkland Islands (malvinas)	0	1 349	0	35 398
463	PF French Polynesia	6	26 926	503	71 712
464	GL Greenland	20 264	697 939	60 846	3 174 658
465	GD Grenada	0	9 460	0	73 380
466	MQ Martinique	0	25 845	0	18 596
467	AN Netherlands Antilles	760	133 107	7 594	1 046 597
468	NF Norfolk Islands	0	111 600	0	697 854
469	LC Saint Lucia	0	240 160	0	129 228
470	SM San Marino	0	424	0	3 351
471	TC Turks And Caicos Islands	0	80	0	1 446
472	GP Guadeloupe	1	50 283	191	13 506
473	KN Saint Kitts And Nevis	0	9	0	2 198
511	GB United Kingdom	52 809 415	620 772 152	108 475 992	1 277 136 618
512	NL Netherlands	21 846 365	298 681 501	66 864 537	814 234 113
513	FR France	31 473 071	494 991 683	202 894 191	1 633 042 725
514	DE Germany, Fed. Rep. Of	75 781 721	813 454 509	475 937 991	3 808 663 971
515	AT Austria	2 743 839	39 922 871	22 175 538	304 966 180
516	BE Belgium	31 487 788	316 140 366	43 747 621	583 965 576
517	CH Switzerland	4 511 979	107 683 386	38 610 126	505 366 573
518	LU Luxembourg	715 071	4 037 347	1 544 854	8 606 703
520	MC Monaco	16 911	35 225	216 621	546 576
521	DK Denmark	2 264 642	38 808 785	16 783 136	156 485 130
522	NO Norway	19 189 511	185 173 429	17 909 628	222 580 926
523	SE Sweden	21 283 266	231 601 658	60 772 119	1 198 009 591
524	FI Finland	4 012 579	61 624 091	23 757 251	361 319 511
525	IE Ireland	3 314 409	33 877 126	7 859 284	104 398 952
526	IT Italy	59 056 113	419 060 990	144 917 320	1 382 821 189
527	ES Spain	9 691 228	113 385 027	40 987 164	421 883 862
528	PT Portugal	198 393	5 243 217	1 523 487	25 998 947
529	IS Iceland	294	1 023 688	36 155	852 275
530	MS Montserrat	2	2	355	355
531	GR Greece	10 704 244	150 751 584	3 852 715	110 831 530
532	VA Vatican City State (holy See)	0	67 733	0	99 353
533	AD Andorra	22 362 039	22 362 091	22 609 460	22 609 750
534	LI Liechtenstein	1 096	12 983	38 938	354 665
540	CD Democratic Republic Of The Congo	0	1 718 732	0	3 760 260
542	HU Hungary	121 870	3 154 394	10 224 871	145 039 913
543	PL Poland	8 103 453	42 955 838	9 624 800	109 017 576
544	RO Romania	227 154	2 747 356	6 137 773	62 677 160
545	BG Bulgaria	1 529 415	19 217 995	2 115 112	26 080 223
547	YU Yugoslavia	225	1 323	466	10 418
548	AL Albania	197	277 617	11 184	548 517
549	AM Armenia	90	32 369	5 852	169 892
550	AZ Azerbaijan	0	1 330 438 133	0	1 124 838 791
551	BY Belarus	3 033 323	131 529 281	2 565 730	84 706 923
552	KZ Kazakhstan	1 752 379	50 776 573	4 021 044	51 110 721
553	KG Kyrgyzstan	21 917	221 761	95 347	1 442 723
554	MD Moldova, Republic Of	5 096	28 603	102 121	653 310
555	TJ Tajikistan	0	3 628 492	0	7 624 315
556	TM Turkmenistan	99 465	695 141	172 423	1 272 776
557	UA Ukraine	80 786 206	1 219 060 549	42 280 608	689 633 018
558	UZ Uzbekistan	3 020	105 242	59 614	319 824
559	LT Lithuania	109 173	43 974 359	165 269	17 801 471
560	LV Latvia	593 897	2 237 990	522 799	5 458 504
561	EE Estonia	66 330	4 015 305	342 605	89 111 864
562	GE Georgia	110 598	4 005 680	623 892	6 768 753
563	HR Croatia	180 589	1 563 954	530 339	6 336 070
564	BA Bosnia And Herzegovina	28	290 258	1 021	556 190
565	MT Malta	887	1 108 925	46 595	1 552 686
566	SK Slovakia	136 774	2 084 098	846 332	8 532 495
567	SI Slovenia	98 427	1 656 567	811 529	13 136 067
568	CZ Czech Republic	6 551 861	41 376 288	11 331 705	98 127 779
569	GS South Georgia And The South Sa	21	2 099	475	6 155
570	MK Rep. Of Macedonia	31	62 533	1 865	585 069
571	FO Faeroe Islands	0	1	0	17
572	RU Russia Federation	314 399 941	3 632 478 215	161 848 740	2 358 863 774
<b>TOTAL IMPORT</b>		<b>12 498 589 864</b>	<b>125 036 406 449</b>	<b>16 935 009 726</b>	<b>176 109 023 819</b>

**I.5. IMPOR MENURUT PROPINSI DAN PELABUHAN BONGKAR**  
**IMPORT BY PROVINCE AND PORT OF IMPORTATION**  
**\*\*\* NOVEMBER/NOVEMBER 2012 \*\*\***

Kode Pelabuhan Bongkar Port of Importation	Berat bersih / Net weight (Kg)		Nilai / Value C.I.F (U S \$)	
	Bulan ini Current month	Kumulatif Cum. Jan. to	Bulan ini Current month	Kumulatif Cum. Jan. to
<b>ACEH</b>	<b>13 007 755</b>	<b>103 810 251</b>	<b>11 252 747</b>	<b>83 777 351</b>
101 IDSBG Aceh - Sabang	1 750	38 854	199 600	238 955
104 IDLSW Lhok Seumawe	13 006 005	20 567 827	11 053 147	25 188 982
108 IDMEQ Meulaboh	0	12 001 180	0	40 314 091
110 IDSIN Sinabang	0	402 400	0	234 317
113 IDSKL Singkel	0	120	0	3 028
117 IDKRU Krueng R. Malahayati	0	5 585 469	0	3 879 687
118 IDKLS Kuala Langsa	0	1 077 401	0	1 551 187
119 IDLHK Lhok Nga	0	64 137 000	0	12 367 104
<b>SUMATERA UTARA</b>	<b>599 469 165</b>	<b>6 175 885 011</b>	<b>467 809 271</b>	<b>4 733 559 496</b>
143 IDTPR Tanjung Pura	0	25 090	0	219 687
144 IDBLW Belawan	507 998 665	5 490 262 254	432 392 400	4 369 762 920
145 IDTJB Tanjung Balai Asahan	1 177 750	37 050 509	612 400	20 967 403
165 IDPTE Pulau Tello	0	134 782	0	394 520
166 IDMES Medan / Polonia (u)	55 750	1 057 147	2 149 348	88 026 354
167 IDMDN Medan (ptt)	0	3 270	0	19 999
169 IDKPN Kotapinang, Baru	0	123 779	0	976 306
170 IDKTJ Kuala Tanjung	90 237 000	647 228 180	32 655 123	253 192 307
<b>SUMATERA BARAT</b>	<b>104 974 974</b>	<b>1 470 110 909</b>	<b>101 474 142</b>	<b>1 145 050 721</b>
191 IDTBY Padang/tl.bayur	104 974 406	1 469 864 311	101 465 848	1 125 985 286
192 IDPDG Padang / Tabing (u)	568	6 268	8 294	2 097 192
194 IDPAD Padang (ptt)	0	240 330	0	16 968 243
<b>RIAU</b>	<b>256 589 691</b>	<b>3 060 956 627</b>	<b>177 195 457</b>	<b>2 106 367 163</b>
221 IDBAG Bagan Siapi-api	173 604	173 604	202 633	202 633
225 IDDUM Dumai	183 645 053	1 869 577 006	95 060 592	1 007 516 821
227 IDSEQ Sungai Pakning	0	88 000	0	363 006
228 IDBLS Bengkalis	316 461	4 768 608	139 523	3 619 297
230 IDSPA Selat Panjang	229 552	655 850	1 526 620	2 226 504
231 IDSSI Siak Sri Indrapura	0	1 036 776	0	1 650 430
233 IDPEK Pekanbaru (rumbai)	890 877	13 562 935	824 786	27 920 465
235 IDSUQ Sungai Guntung	1 462 174	44 674 934	4 380 092	94 789 738
242 IDTEM Tembilahan	1 163 369	11 777 151	6 767 176	56 429 302
244 IDRGA Rengat	0	2 720 046	0	2 285 097
261 IDPKU Simpang Tiga (u)	2 411	14 988	375 877	14 803 322
264 ID264 Bagan Siapi-api(u)	0	2	0	58
273 IDPAK Pekanbaru	7 611 608	108 952 725	6 290 819	99 849 590
277 IDBUN Buatan	7 614 705	342 004 488	2 528 346	166 512 314
278 IDPWG Perawang, Sumatra	53 479 877	660 949 514	59 098 993	628 198 586
<b>JAMBI</b>	<b>18 422 033</b>	<b>114 948 929</b>	<b>5 790 190</b>	<b>103 929 996</b>
291 IDKTK Kuala Tungkal	18 234 011	88 903 803	5 397 850	76 676 223
292 IDMSA Muara Sabak	0	19 725 701	0	16 247 078
293 IDDJM Jambi	188 022	6 319 425	392 340	11 006 695
<b>SUMATERA SELATAN</b>	<b>116 820 892</b>	<b>550 850 896</b>	<b>47 094 709</b>	<b>477 040 577</b>
334 IDPLM Sm.badaruddin (u)	196	2 518	681	251 393
340 IDMRI Musi River/boom Baru	116 820 696	550 848 378	47 094 028	476 789 184
<b>BENGGULU</b>	<b>1 011 998</b>	<b>40 615 466</b>	<b>677 406</b>	<b>39 842 290</b>
361 IDBKU Bengkulu	1 011 998	40 615 466	677 406	39 842 290
<b>LAMPUNG</b>	<b>383 573 575</b>	<b>3 424 753 825</b>	<b>337 855 173</b>	<b>3 091 648 809</b>
363 IDKRI Krui	0	103 126	0	204 840
364 IDKTA Kota Agung	195 420 038	1 729 359 477	205 452 603	1 667 029 208
395 IDPJG Panjang	188 153 537	1 695 291 222	132 402 570	1 424 414 761
<b>BANGKA BELITUNG</b>	<b>6 884 036</b>	<b>72 980 656</b>	<b>4 545 287</b>	<b>78 954 583</b>
321 IDMUU Muntok	0	1 234 000	0	13 162 712
323 IDPGX Pangkal Balam	3 450 350	59 540 429	1 410 581	45 626 133
328 IDTPD Tanjung Pandan	1 078 251	5 659 214	1 393 124	12 143 017
335 IDPGK Pangkal Pinang (u)	0	1 632	0	86 487
339 IDBLJ Belinju	2 355 435	6 545 381	1 741 582	7 936 234
<b>KEPULAUAN RIAU</b>	<b>671 177 758</b>	<b>6 211 658 232</b>	<b>1 207 064 818</b>	<b>12 099 144 016</b>
248 IDTBK Tg Balai Karimun	14 286 414	275 705 153	57 042 397	314 857 913
249 IDPSS Pulau Sambu	0	90 103 248	0	105 629 248
250 IDTAN Tanjung Uban	235 331 384	2 036 275 934	236 255 748	2 386 871 109
251 IDTPN Tanjung Pinang	907 729	12 183 120	1 491 439	16 295 182
252 IDTER Terempa	1 883 443	5 541 575	18 035 605	92 395 670
254 IDTBT Tanjung Batu, Riau	0	963 680	0	1 061 398
257 IDBPD Belakang Padang	0	7 010 424	0	19 181 287
258 IDBTU Batu Ampar	207 483 688	1 994 377 400	471 675 702	4 956 751 020

**I.5. IMPOR MENURUT PROPINSI DAN PELABUHAN BONGKAR**  
**IMPORT BY PROVINCE AND PORT OF IMPORTATION**  
**\*\*\* NOVEMBER/NOVEMBER 2012 \*\*\***

Kode Pelabuhan Bongkar Port of Importation	Berat bersih / Net weight (Kg)		Nilai / Value C.I.F (U S \$)	
	Bulan ini Current month	Kumulatif Cum. Jan. to	Bulan ini Current month	Kumulatif Cum. Jan. to
260 IDDAS Singkep - Dabo	0	184 500	0	297 201
262 IDTNJ Kijang (u)	4 659	28 245	17 991	100 389
263 IDPAS Pasir Panjang	938 583	979 219	4 317 122	4 559 380
265 IDSKP Sekupang	37 012 865	406 557 029	247 334 756	2 850 369 137
267 IDKAB Kabil/panau	173 178 037	1 380 349 024	126 927 419	829 142 993
268 IDRAN Ranai	43 304	43 304	65 631	65 631
271 IDBTH Hang Nadim (u)	107 652	1 356 377	43 901 008	521 566 458
<b>DKI JAKARTA</b>	<b>3 283 835 884</b>	<b>34 456 724 313</b>	<b>8 181 071 739</b>	<b>89 333 751 538</b>
431 IDTPP Tanjung Priok	3 243 737 808	34 005 359 465	6 810 874 167	75 021 067 916
432 IDKLB Kalibaru	27 471 962	252 736 070	24 003 283	186 574 518
433 IDJKT Jakarta / Pasar Ikan	1 154 780	8 932 509	8 327 681	39 718 762
434 IDCGK Sukarno Hatta (u)	11 339 962	188 490 653	1 321 701 078	13 825 822 834
436 IDHLP Hlm. Perdana Kusuma	131 372	1 205 616	16 165 530	260 567 508
<b>JAWA BARAT</b>	<b>486 449 210</b>	<b>3 359 617 479</b>	<b>463 803 280</b>	<b>3 333 166 268</b>
463 IDCBN Cirebon/penggung	0	121 326 715	0	29 084 582
466 IDBDO Husein Sastranegara	99 708	799 414	1 055 015	11 659 164
467 IDBLG Balongan	311 546 820	2 087 461 699	287 546 050	2 122 260 653
468 IDBND Bandung(plt/gd Bage)	0	18 093	0	205 614
471 IDTLN Tanjung Leneng	174 802 682	1 150 011 558	175 202 215	1 169 956 255
<b>JAWA TENGAH</b>	<b>1 639 596 702</b>	<b>12 719 827 299</b>	<b>1 434 130 473</b>	<b>12 857 184 836</b>
491 IDTEG Tegal	0	392	0	41 194
494 IDTES Tanjung Emas	365 266 227	3 447 101 571	472 586 431	4 689 709 740
495 IDDXP Cilacap	1 270 937 248	9 228 973 984	956 923 305	8 122 563 249
496 IDSRG Achmad Yani (u)	22 064	193 586	307 493	2 580 650
497 IDSMR Semarang (ptt)	3 367 288	43 516 289	2 972 659	35 064 429
498 IDSOC Jebres/adi Sumarmo	3 875	41 477	1 340 585	7 225 574
<b>D I YOGYAKARTA</b>	<b>2 031</b>	<b>152 030</b>	<b>209 840</b>	<b>1 195 445</b>
531 IDJOG Adi Sucipto (u)	2 031	17 969	209 840	1 185 215
532 IDJOK Yogyakarta (ptt)	0	134 061	0	10 230
<b>JAWA TIMUR</b>	<b>2 173 114 801</b>	<b>26 278 864 947</b>	<b>1 984 553 569</b>	<b>22 389 335 163</b>
561 IDTUB Tuban	308 269 662	4 518 055 185	297 545 088	4 432 534 522
562 IDGRE Gresik	242 149 692	4 245 902 904	127 186 730	2 017 745 482
563 IDTPE Tanjung Perak	1 526 242 884	16 588 575 087	1 438 519 663	15 026 402 208
564 IDPAZ Pasuruan	0	100 007 701	0	95 425 170
566 IDPRN Panarukan	46 498 260	76 864 137	49 144 788	79 576 900
567 IDBJU Banyuwangi	48 699 908	308 997 544	33 716 248	261 185 598
575 IDSAM Sampang	0	118 687	0	1 119 200
576 IDKLG Kalianget	17 500	421 340 657	203 778	12 552 898
587 IDSUB Surabaya /juanda (u)	552 104	11 226 273	36 110 867	440 424 255
588 IDSUR Surabaya (ptt)	684 791	7 776 772	2 126 407	22 368 930
<b>BANTEN</b>	<b>1 434 351 032</b>	<b>14 239 015 156</b>	<b>1 085 759 771</b>	<b>9 686 453 637</b>
461 IDMRK Merak	631 301 874	6 697 844 460	644 967 934	5 963 604 718
473 IDCGD Cigading	803 049 158	7 541 170 696	440 791 837	3 722 848 919
<b>B A L I</b>	<b>2 257 327</b>	<b>53 467 897</b>	<b>17 388 285</b>	<b>148 018 397</b>
613 IDBOA Benoa/Ioloan	1 816 338	48 896 462	7 547 105	36 563 827
620 IDDPS Ngurah Rai (u)	440 989	4 571 435	9 841 180	111 454 570
<b>NUSA TENGGARA BARAT</b>	<b>11 064 884</b>	<b>108 055 248</b>	<b>31 878 958</b>	<b>272 477 573</b>
655 IDBMU Bima	3 621 487	75 009 537	28 343 769	247 532 996
660 IDLEM Lembar	5 410 373	7 634 198	1 012 947	8 424 195
661 IDAMI Mataram / Selaparang	272	272	3 075	3 075
663 IDBDS Badas Sumbawa	2 032 752	23 988 955	2 519 167	15 607 827
665 IDLKS Lombok	0	1 422 286	0	909 480
<b>NUSA TENGGARA TIMUR</b>	<b>141 472</b>	<b>106 736 781</b>	<b>97 182</b>	<b>73 717 222</b>
681 IDKOE Kupang / El-tari (u)	9 859	127 812	26 805	14 480 291
683 IDMOF Maumere	0	2 899 820	0	2 220 306
685 IDWGP Waingapu	25 613	96 517 590	46 941	41 357 338
686 IDATA Atapupu	106 000	1 542 923	23 436	861 702
690 IDWKL Waikelo	0	999 922	0	775 499
693 IDTEN Tenau	0	3 148 754	0	12 881 817
695 IDKDD Kedindi/reo	0	1 499 960	0	1 140 269
<b>KALIMATAN BARAT</b>	<b>44 130 690</b>	<b>386 375 382</b>	<b>53 460 099</b>	<b>481 047 233</b>
714 IDPON Pontianak	35 968 131	335 830 787	45 633 399	419 883 641
715 IDKTG Ketapang K. Barat	0	1 223 685	0	5 534 182
721 IDKDW Kendawangan	5 434 554	28 126 663	6 056 244	29 732 479
722 IDPNK Supadio (u)	0	5 535	0	1 533 336



**I.5. IMPOR MENURUT PROPINSI DAN PELABUHAN BONGKAR**  
**IMPORT BY PROVINCE AND PORT OF IMPORTATION**  
**\*\*\* NOVEMBER/NOVEMBER 2012 \*\*\***

Kode Pelabuhan Bongkar Port of Importation	Berat bersih / Net weight (Kg)		Nilai / Value C.I.F (U S \$)	
	Bulan ini Current month	Kumulatif Cum. Jan. to	Bulan ini Current month	Kumulatif Cum. Jan. to
723 IDTKA Telok Air	835 654	11 181 526	794 820	11 791 659
724 IDSTT Sintete	0	2 661 415	0	8 407 373
726 IDENT Entikong	1 892 351	7 345 771	975 636	4 164 563
<b>KALIMANTAN TENGAH</b>	<b>3 626 286</b>	<b>36 374 552</b>	<b>10 293 019</b>	<b>126 860 039</b>
744 IDKUM Kumai	1 246 790	11 045 544	1 286 295	22 080 070
746 IDSMQ Sampit	1 062 392	16 546 051	3 767 125	53 741 753
750 IDPPS Pulang Pisau	1 317 104	8 782 957	5 239 599	51 038 216
<b>KALIMANTAN SELATAN</b>	<b>324 806 684</b>	<b>2 860 878 043</b>	<b>311 316 593</b>	<b>3 182 306 564</b>
771 IDBAN Banjarmasin	20 410 064	283 653 689	35 953 560	727 783 414
773 IDKTB Kotabaru	304 396 169	2 577 187 551	275 359 743	2 454 008 267
775 IDBLC Batu Licin	0	36 302	0	509 668
777 IDBDJ Samsudin Noor (u)	451	501	3 290	5 215
<b>KALIMANTAN TIMUR</b>	<b>621 235 840</b>	<b>6 402 912 584</b>	<b>673 361 637</b>	<b>7 307 946 360</b>
803 IDBPP Balikpapan	477 240 128	4 919 968 062	520 862 118	5 547 832 477
805 IDSRD Samarinda	39 335 363	361 257 832	36 224 997	454 963 374
806 IDTRD Tanjung Redep	5 513 450	57 714 797	148 734	1 699 760
807 IDTJS Tanjung Selor	0	114 016 600	0	907 578
808 IDLIN Lingkas Tarakan	25 159 985	157 090 394	10 059 993	59 810 982
809 IDNNX Nunukan	23 709 504	112 206 729	184 319	4 239 678
810 IDTGR Pasir/tanah Grogot	0	873 619	0	3 641 802
812 IDBYQ Bunyu	0	13 590 640	0	91 960
813 IDTSG Tanjung Sangata	50 061 653	655 142 725	93 795 006	989 507 778
814 IDBPN Sepinggang (u)	215 757	3 352 258	12 086 470	224 375 704
815 IDTRK Tarakan (u)	0	40 019	0	268 785
996 IDBEJ Berau	0	7 658 909	0	20 606 482
<b>SULAWESI UTARA</b>	<b>32 354 176</b>	<b>138 044 893</b>	<b>17 689 465</b>	<b>118 869 294</b>
835 IDBIT Bitung	32 354 176	138 044 893	17 689 465	118 869 294
<b>SULAWESI TENGAH</b>	<b>0</b>	<b>4 039 109</b>	<b>0</b>	<b>3 495 535</b>
872 IDPLW Palu / Mutiara (u)	0	1 860	0	738 675
877 IDPAT Pantoloan	0	4 037 249	0	2 756 860
<b>SULAWESI SELATAN</b>	<b>119 138 706</b>	<b>1 643 220 580</b>	<b>86 511 542</b>	<b>1 157 377 754</b>
892 IDPAP Pare-pare	1 500 000	131 667 754	1 042 500	110 451 026
893 IDUJU Ujungpandang	99 376 561	1 307 486 747	69 373 240	772 301 185
897 IDMLI Malili, Sulawesi	18 261 996	204 057 476	16 078 516	274 152 805
904 IDUPG Hasanuddin (u)	149	8 603	17 286	472 738
<b>SULAWESI TENGGARA</b>	<b>25 995 121</b>	<b>252 324 872</b>	<b>26 086 476</b>	<b>285 623 293</b>
921 IDBUW Bau-bau	25 995 121	232 368 425	26 086 476	248 942 406
922 IDKDR Kendari	0	1 294 186	0	4 754 619
923 IDKOL Kolaka	0	11 806	0	36 227
925 IDPUM Pomalaa	0	18 650 455	0	31 890 041
<b>GORONTALO</b>	<b>21 800 000</b>	<b>46 754 761</b>	<b>12 050 120</b>	<b>43 733 065</b>
841 IDGOR Gorontalo	21 800 000	46 754 761	12 050 120	43 733 065
<b>MALUKU</b>	<b>54 679 793</b>	<b>348 506 525</b>	<b>58 270 485</b>	<b>385 147 462</b>
946 IDAMB Ambon	54 319 090	345 560 682	53 492 920	378 388 561
949 IDLUV Tual	360 701	2 945 781	4 777 219	6 757 462
952 IDABN Ambon (ptt)	2	62	346	1 439
<b>MALUKU UTARA</b>	<b>3 000</b>	<b>5 174 534</b>	<b>13 338</b>	<b>9 418 308</b>
941 IDTOB Tobelo	0	999 922	0	734 442
942 IDTTE Ternate	0	4 171 612	0	8 670 528
962 IDOBI Obi Island	3 000	3 000	13 338	13 338
<b>PAPUA BARAT</b>	<b>158 000</b>	<b>13 490 131</b>	<b>29 702</b>	<b>13 967 031</b>
971 IDSOR Sorong	155 000	13 484 330	24 633	13 949 368
977 IDKNG Kaimana	0	2 801	0	12 594
982 IDSOQ Sorong / Jefman (u)	3 000	3 000	5 069	5 069
<b>PAPUA</b>	<b>47 916 348</b>	<b>349 278 531</b>	<b>126 274 953</b>	<b>938 616 800</b>
979 IDMKQ Merauke	0	1 678 153	0	2 291 425
980 IDTIM Amamapare	47 916 348	347 595 248	126 274 953	936 236 930
983 IDDJJ Jayapura / Sentani	0	480	0	71 200
989 IDKMM Kimam, Irian Jaya	0	4 650	0	17 245
<b>TOTAL IMPORT</b>	<b>12 498 589 864</b>	<b>125 036 406 449</b>	<b>16 935 009 726</b>	<b>176 109 023 819</b>

**I.6 IMPOR KOMODITI MENURUT NEGARA ASAL / IMPORT BY COUNTRY OF ORIGIN  
DAN LIMA GOLONGAN BARANG (SITC) UTAMA / AND FIVE MAJOR SITC COMMODITY GROUP  
\*\* NOVEMBER / NOVEMBER 2012 \*\***

Negara Asal/SITC/Uraian Golongan Barang <i>Country of Origin/SITC/group Description</i>	Berat Bersih / <i>Net Weight (Kg)</i>		Nilai CIF / <i>CIF Value (US\$)</i>	
	Bulan ini <i>Current month</i>	Kumulatif <i>Cum. Jan to date</i>	Bulan ini <i>Current month</i>	Kumulatif <i>Cum. Jan to date</i>
<b>JAPAN</b>				
782 Motor Vehicle For The Transportation Of Goods	14 708 160	196 420 051	151 300 589	2 294 852 352
723 Civil Engineering And Contractor Plants And Equipments/parts	6 309 410	178 149 384	36 221 515	1 252 862 071
784 Parts And Accessories Of The Motor Vehicles	7 818 046	79 666 793	112 795 846	1 146 309 358
781 Passengger Motor Cars	8 038 852	70 359 792	109 037 401	985 014 196
713 Internal Combustion Piston Engines And Parts	5 591 391	64 498 040	86 037 346	981 657 282
LAINNYA	387 322 903	3 781 883 782	1 285 053 379	14 493 400 513
<b>SUB TOTAL</b>	<b>429 788 762</b>	<b>4 370 977 842</b>	<b>1 780 446 076</b>	<b>21 154 095 772</b>
<b>HONG KONG</b>				
655 Knitted Or Crocheted Fabrics	3 405 282	27 175 513	26 765 088	224 479 543
652 Cotton Fabrics, Woven	2 074 883	17 794 006	22 867 515	176 179 522
764 Telecommunication Equipments And Parts	357 466	5 494 095	9 700 186	171 096 857
772 Electrical Apparatus For Making And Breaking Electrical Circuits	160 650	2 713 911	6 383 973	86 812 041
776 Thermionic, Cold Cathode, And Photo Cathode Valves/tubes	88 793	1 018 964	8 285 174	84 878 550
LAINNYA	20 544 411	152 502 387	97 274 049	1 029 937 240
<b>SUB TOTAL</b>	<b>26 631 485</b>	<b>206 698 876</b>	<b>171 275 985</b>	<b>1 773 383 753</b>
<b>KOREA, DEM. PEOPLE'S REP.</b>				
511 Hydrocarbon And Their Halogenated, Nitrated Derivatives	4 004 825	26 395 367	4 908 457	32 161 282
335 Residual Petroleum Products, And Related Materials	938 439	8 525 025	1 126 127	10 110 346
334 Petroleum Products, Refined	0	5 510 429	0	6 324 630
512 Alcohols,phenols,phenol-alcohols And Their Halogenated	0	1 000 102	0	1 350 362
641 Papers And Paperboards	31 760	1 165 571	26 202	1 027 531
LAINNYA	39 265	1 792 899	21 358	2 350 430
<b>SUB TOTAL</b>	<b>5 014 289</b>	<b>44 389 393</b>	<b>6 082 144</b>	<b>53 324 581</b>
<b>KOREA, REPUBLIC OF</b>				
334 Petroleum Products, Refined	215 638 822	2 562 453 701	202 903 082	2 550 167 086
673 Flat Rolled Products, Not Clad	102 177 079	1 066 465 320	66 734 619	764 266 933
655 Knitted Or Crocheted Fabrics	4 334 145	44 086 428	40 163 653	411 735 847
333 Petroleum Oil, Crude	0	473 220 474	0	406 738 316
232 Synthetic Rubber Latex, Synthetic/reclaimed Rubber	12 227 488	121 879 326	31 103 823	359 233 876
LAINNYA	236 101 008	2 584 683 215	593 433 798	6 104 023 887
<b>SUB TOTAL</b>	<b>570 478 542</b>	<b>6 852 788 464</b>	<b>934 338 975</b>	<b>10 596 165 945</b>
<b>TAIWAN</b>				
334 Petroleum Products, Refined	41 917 582	411 439 783	41 552 932	433 036 989
764 Telecommunication Equipments And Parts	809 762	8 075 755	19 392 951	310 326 134
673 Flat Rolled Products, Not Clad	37 682 476	389 947 721	25 610 352	297 463 641
655 Knitted Or Crocheted Fabrics	1 658 674	18 329 364	16 136 658	171 506 476
653 Fabrics, Woven, Of Man-made Fibres	1 225 993	13 998 861	13 634 739	157 322 776
LAINNYA	171 043 750	1 438 851 499	310 636 831	2 924 619 963
<b>SUB TOTAL</b>	<b>254 338 237</b>	<b>2 280 642 983</b>	<b>426 964 463</b>	<b>4 294 275 979</b>
<b>CHINA</b>				
764 Telecommunication Equipments And Parts	7 221 490	86 319 219	199 624 169	2 723 905 484
752 Automatic Data Processing Machines And Their Units	2 484 956	30 006 123	162 432 601	1 660 310 941
778 Electrical Machinery And Apparatus	10 243 083	101 354 404	87 953 940	713 446 536
676 Iron/steel Bars, Rods, Angels, Shaped And Sections	95 263 901	864 425 752	61 460 092	607 552 517
679 Tubes, Pipes, Hollow Profile, Pipe Fitting Of Iron/steel	51 346 498	471 603 104	52 181 298	559 067 467
LAINNYA	1 196 344 141	11 689 498 861	1 985 277 594	20 576 909 397
<b>SUB TOTAL</b>	<b>1 362 904 069</b>	<b>13 243 207 463</b>	<b>2 548 929 694</b>	<b>26 841 192 342</b>
<b>MONGOLIA</b>				
655 Knitted Or Crocheted Fabrics	0	2 878	0	31 927
278 Other Crude Minerals	60 000	60 000	25 800	25 800
851 Footwears	0	53	0	2 010
752 Automatic Data Processing Machines And Their Units	0	18	0	773
772 Electrical Apparatus For Making And Breaking Electrical Circuits	0	33	0	575
LAINNYA	0	114	0	1 555
<b>SUB TOTAL</b>	<b>60 000</b>	<b>63 096</b>	<b>25 800</b>	<b>62 640</b>

**I.6 IMPOR KOMODITI MENURUT NEGARA ASAL / IMPORT BY COUNTRY OF ORIGIN  
DAN LIMA GOLONGAN BARANG (SITC) UTAMA / AND FIVE MAJOR SITC COMMODITY GROUP  
\*\* NOVEMBER / NOVEMBER 2012 \*\***

Negara Asal/SITC/Uraian Golongan Barang <i>Country of Origin/SITC/group Description</i>	Berat Bersih / <i>Net Weight (Kg)</i>		Nilai CIF / <i>CIF Value (US\$)</i>	
	Bulan ini <i>Current month</i>	Kumulatif <i>Cum. Jan to date</i>	Bulan ini <i>Current month</i>	Kumulatif <i>Cum. Jan to date</i>
<b>MACAU</b>				
851 Footwears	11 057	82 279	244 369	1 354 381
652 Cotton Fabrics, Woven	12 593	96 701	101 125	898 417
655 Knitted Or Crocheted Fabrics	2	58 472	34	441 936
611 Leathers	0	5 975	0	117 479
678 Wire Of Iron/steel	0	11	0	116 109
LAINNYA	2 544	41 652	41 010	645 028
<b>SUB TOTAL</b>	<b>26 196</b>	<b>285 090</b>	<b>386 538</b>	<b>3 573 350</b>
<b>PAPUA NEW GUINEA</b>				
072 Cocoa	1 035 000	5 085 000	2 702 742	12 778 105
723 Civil Engineering And Contractor Plants And Equipments/parts	0	2 677 494	0	8 491 234
034 Fish, Fresh, Chilled Or Frozen	0	2 660 000	0	5 938 750
793 Ships, Boats, And Floating Structures	0	2 063 000	0	5 778 750
292 Crude Vegetable Materials	600	1 099 584	90 930	5 377 182
LAINNYA	1 045 357	17 716 840	892 460	10 326 739
<b>SUB TOTAL</b>	<b>2 080 957</b>	<b>31 301 918</b>	<b>3 686 132</b>	<b>48 690 760</b>
<b>THAILAND</b>				
781 Passengger Motor Cars	12 754 103	122 644 749	144 255 234	1 429 714 322
784 Parts And Accessories Of The Motor Vehicles	9 876 611	101 518 881	90 356 702	941 720 785
061 Sugar, Molasses, And Honey	69 784 628	1 479 763 970	40 756 379	893 653 048
713 Internal Combustion Piston Engines And Parts	2 931 557	35 652 752	41 452 185	508 217 356
782 Motor Vehicle For The Transportation Of Goods	6 032 546	52 215 348	53 281 560	475 521 165
LAINNYA	597 027 033	6 035 483 624	606 222 877	6 414 908 243
<b>SUB TOTAL</b>	<b>698 406 478</b>	<b>7 827 279 324</b>	<b>976 324 937</b>	<b>10 663 734 919</b>
<b>SINGAPORE</b>				
334 Petroleum Products, Refined	1 328 368 395	13 140 623 381	1 333 725 490	13 852 822 955
776 Thermionic, Cold Cathode, And Photo Cathode Valves/tubes	694 284	6 841 275	53 642 219	674 140 027
772 Electrical Apparatus For Making And Breaking Electrical Circuits	1 292 956	15 179 418	51 004 477	550 948 755
511 Hydrocarbon And Their Halogenated, Nitrated Derivatives	38 953 521	372 013 522	54 527 109	506 244 693
793 Ships, Boats, And Floating Structures	35 052 024	365 385 455	79 944 233	467 566 480
LAINNYA	275 822 586	3 637 463 281	681 610 140	7 898 159 961
<b>SUB TOTAL</b>	<b>1 680 183 766</b>	<b>17 537 506 332</b>	<b>2 254 453 668</b>	<b>23 949 882 871</b>
<b>PHILIPPINES</b>				
793 Ships, Boats, And Floating Structures	1 653 000	12 078 000	22 500 000	98 663 338
784 Parts And Accessories Of The Motor Vehicles	517 583	5 620 218	5 757 386	66 386 566
776 Thermionic, Cold Cathode, And Photo Cathode Valves/tubes	12 858	224 775	2 993 415	55 828 537
022 Milk,cream, And Milk Products Other Than Butter Or Cheese	157 758	4 756 742	1 014 961	31 473 528
593 Explosive And Pyrotechnic Products	25 936	1 123 992	303 384	26 328 898
LAINNYA	8 714 930	161 930 126	43 703 651	462 165 816
<b>SUB TOTAL</b>	<b>11 082 065</b>	<b>185 733 853</b>	<b>76 272 797</b>	<b>740 846 683</b>
<b>MALAYSIA</b>				
334 Petroleum Products, Refined	715 676 466	4 625 842 411	667 721 083	4 507 192 636
333 Petroleum Oil, Crude	265 452 428	917 975 972	220 607 682	800 348 253
511 Hydrocarbon And Their Halogenated, Nitrated Derivatives	11 081 473	199 270 963	13 303 437	241 486 443
575 Other Plastics In Primary Forms	12 624 082	152 292 093	20 196 111	234 332 831
512 Alcohols,phenols,phenol-alcohols And Their Halogenated	23 068 074	229 591 313	17 007 595	186 056 637
LAINNYA	488 199 567	4 506 784 671	498 176 596	5 423 766 634
<b>SUB TOTAL</b>	<b>1 516 102 090</b>	<b>10 631 757 423</b>	<b>1 437 012 504</b>	<b>11 393 183 434</b>
<b>MYANMAR</b>				
054 Vegetables, Fresh, Chilled, Frozen Or Simply Preserved	2 512 039	45 578 822	2 313 841	36 129 789
121 Tobacco, Unmanufactured And Refused	0	2 177 500	0	7 645 384
042 Rice	0	10 344 610	0	4 205 413
057 Fruit And Nut; Fresh Or Dried	0	5 896 052	0	3 710 491
682 Copper	199 278	301 415	1 634 460	2 510 596
LAINNYA	106 590	10 272 469	158 828	5 137 566
<b>SUB TOTAL</b>	<b>2 817 907</b>	<b>74 570 868</b>	<b>4 107 129</b>	<b>59 339 239</b>

**I.6 IMPOR KOMODITI MENURUT NEGARA ASAL / IMPORT BY COUNTRY OF ORIGIN  
DAN LIMA GOLONGAN BARANG (SITC) UTAMA / AND FIVE MAJOR SITC COMMODITY GROUP  
\*\* NOVEMBER / NOVEMBER 2012 \*\***

Negara Asal/SITC/Uraian Golongan Barang <i>Country of Origin/SITC/group Description</i>	Berat Bersih / <i>Net Weight (Kg)</i>		Nilai CIF / <i>CIF Value (US\$)</i>	
	Bulan ini <i>Current month</i>	Kumulatif <i>Cum. Jan to date</i>	Bulan ini <i>Current month</i>	Kumulatif <i>Cum. Jan to date</i>
<b>CAMBODIA</b>				
845 Articles Of Apparel	4 265	36 126	195 020	1 561 389
851 Footwears	614	72 267	25 233	1 494 676
793 Ships, Boats, And Floating Structures	4 327 000	9 048 000	519 350	1 372 480
121 Tobacco, Unmanufactured And Refused	0	1 716 246	0	1 278 650
841 Men's Coats/jackets, Not Knitted	6 685	30 063	244 679	1 076 456
LAINNYA	24 000	362 444	160 411	2 705 519
<b>SUB TOTAL</b>	<b>4 362 564</b>	<b>11 265 146</b>	<b>1 144 693</b>	<b>9 489 170</b>
<b>BRUNEI DARUSSALAM</b>				
333 Petroleum Oil, Crude	0	400 010 266	0	340 831 170
512 Alcohols,phenols,phenol-alcohols And Their Halogenated	2 300 000	17 551 410	889 295	6 855 550
282 Waste And Scrap Metal Of Iron/steel	3 065 730	11 280 031	1 180 306	4 767 737
288 Non-ferrous Base Metal Waste And Scraps	21 590	82 410	161 507	614 961
786 Trailers And Other Vehicles, Not Motorized	0	148 500	0	492 300
LAINNYA	4 538	711 972	76 314	609 619
<b>SUB TOTAL</b>	<b>5 391 858</b>	<b>429 784 589</b>	<b>2 307 422</b>	<b>354 171 337</b>
<b>LAO PEOPLE'S DEM. REP.</b>				
121 Tobacco, Unmanufactured And Refused	0	668 250	0	2 445 617
843 Men's Coats/jackets, Knitted	0	6 575	0	351 680
071 Coffee And Coffee Substitutes	0	115 200	0	247 500
845 Articles Of Apparel	0	2 551	0	141 029
282 Waste And Scrap Metal Of Iron/steel	0	141 920	0	35 480
LAINNYA	14	4 553	540	75 296
<b>SUB TOTAL</b>	<b>14</b>	<b>939 049</b>	<b>540</b>	<b>3 296 602</b>
<b>NEPAL</b>				
659 Floor Coverings	0	154	0	18 857
895 Office And Stationery Supplies	0	418	0	12 348
642 Paper And Paperboard Cut To Size/shape And Article Of Papers	0	84	0	8 776
772 Electrical Apparatus For Making And Breaking Electrical Circuits	0	127	0	3 849
898 Musical Instrument And Parts/accessories	0	363	0	1 955
LAINNYA	0	896	0	4 806
<b>SUB TOTAL</b>	<b>0</b>	<b>2 042</b>	<b>0</b>	<b>50 591</b>
<b>BHUTAN</b>				
699 Manufactures Of Base Metals	0	5 970	0	26 248
679 Tubes, Pipes, Hollow Profile, Pipe Fitting Of Iron/steel	0	35	0	1 160
LAINNYA	0	0	0	0
<b>SUB TOTAL</b>	<b>0</b>	<b>6 005</b>	<b>0</b>	<b>27 408</b>
<b>VIET NAM</b>				
042 Rice	179 125 000	701 889 335	84 263 230	384 154 119
764 Telecommunication Equipments And Parts	97 992	1 906 459	13 044 362	299 930 608
674 Flat Rolled Products, Clad Or Plated	24 012 612	156 868 468	22 223 809	152 444 950
752 Automatic Data Processing Machines And Their Units	151 766	1 416 736	11 662 892	116 190 542
071 Coffee And Coffee Substitutes	1 027 485	46 792 648	2 472 244	98 405 301
LAINNYA	201 932 205	2 025 268 598	121 138 790	1 223 004 019
<b>SUB TOTAL</b>	<b>406 347 060</b>	<b>2 934 142 244</b>	<b>254 805 327</b>	<b>2 274 129 539</b>
<b>MALDIVES</b>				
743 Pumps, Compressors, Fans, Blowers, Centrifuges, And Parts	0	1 104	0	19 724
057 Fruit And Nut; Fresh Or Dried	0	17 000	0	17 085
663 Mineral Manufactures	0	12	0	400
764 Telecommunication Equipments And Parts	0	1	0	294
655 Knitted Or Crocheted Fabrics	0	13	0	182
LAINNYA	0	0	0	0
<b>SUB TOTAL</b>	<b>0</b>	<b>18 130</b>	<b>0</b>	<b>37 685</b>
<b>INDIA</b>				
511 Hydrocarbon And Their Halogenated, Nitrated Derivatives	28 115 239	313 106 108	43 585 100	484 248 801
044 Maize, Unmilled	85 720 890	1 071 545 111	25 805 787	302 101 754

**I.6 IMPOR KOMODITI MENURUT NEGARA ASAL / IMPORT BY COUNTRY OF ORIGIN  
DAN LIMA GOLONGAN BARANG (SITC) UTAMA / AND FIVE MAJOR SITC COMMODITY GROUP  
\*\* NOVEMBER / NOVEMBER 2012 \*\***

Negara Asal/SITC/Uraian Golongan Barang <i>Country of Origin/SITC/group Description</i>	Berat Bersih / <i>Net Weight (Kg)</i>		Nilai CIF / <i>CIF Value (US\$)</i>	
	Bulan ini <i>Current month</i>	Kumulatif <i>Cum. Jan to date</i>	Bulan ini <i>Current month</i>	Kumulatif <i>Cum. Jan to date</i>
782 Motor Vehicle For The Transportation Of Goods	576 742	21 656 476	6 369 561	282 991 314
764 Telecommunication Equipments And Parts	79 661	1 684 414	10 926 170	282 654 538
334 Petroleum Products, Refined	1 056 666	227 299 310	1 434 289	250 139 943
LAINNYA	159 528 747	2 563 093 019	154 742 730	2 408 378 876
<b>SUB TOTAL</b>	<b>275 077 945</b>	<b>4 198 384 438</b>	<b>242 863 637</b>	<b>4 010 515 226</b>
<b>PAKISTAN</b>				
263 Cotton	2 174 456	35 880 227	3 626 310	62 803 075
042 Rice	25 925 000	113 889 000	10 247 854	44 811 102
044 Maize, Unmilled	1 965 390	141 424 622	593 548	44 520 341
288 Non-ferrous Base Metal Waste And Scraps	677 633	3 842 838	5 069 225	28 107 721
652 Cotton Fabrics, Woven	223 240	2 221 218	1 592 205	15 641 673
LAINNYA	8 718 263	76 392 610	5 309 795	58 039 277
<b>SUB TOTAL</b>	<b>39 683 982</b>	<b>373 650 515</b>	<b>26 438 937</b>	<b>253 923 189</b>
<b>BANGLADESH</b>				
658 Made-up Articles, Wholly/chiefly Of Textile Materials	1 256 727	12 028 514	1 032 767	10 467 363
651 Textile Yarns	1 984 611	10 220 859	1 948 908	10 369 209
673 Flat Rolled Products, Not Clad	2 374 887	7 033 002	1 688 215	5 270 746
845 Articles Of Apparel	7 064	106 325	284 580	3 884 390
841 Men's Coats/jackets, Not Knitted	4 845	63 665	197 159	2 339 863
LAINNYA	692 348	6 040 162	992 058	11 350 809
<b>SUB TOTAL</b>	<b>6 320 482</b>	<b>35 492 527</b>	<b>6 143 687</b>	<b>43 682 380</b>
<b>SRI LANKA</b>				
046 Meal And Flour Of Wheat And Flour Of Meslin	13 618 000	164 910 100	5 840 706	75 886 927
121 Tobacco, Unmanufactured And Refused	3 828	78 459	633 082	2 727 980
074 Tea And Mate	49 352	328 518	308 084	2 072 560
845 Articles Of Apparel	2 777	34 888	125 864	1 525 581
842 Women's Coats/jacket, Not Knitted	2 583	25 861	150 477	1 082 828
LAINNYA	661 126	3 881 218	826 721	8 195 226
<b>SUB TOTAL</b>	<b>14 337 666</b>	<b>169 259 044</b>	<b>7 884 934</b>	<b>91 491 102</b>
<b>AFGHANISTAN</b>				
742 Pumps For Liquid And Parts	0	2 433	0	44 794
057 Fruit And Nut; Fresh Or Dried	5 451	6 618	8 793	10 865
723 Civil Engineering And Contractor Plants And Equipments/parts	0	347	0	4 824
716 Rotating Electric Plants And Parts	0	18	0	309
699 Manufactures Of Base Metals	0	4	0	56
LAINNYA	0	1	0	2
<b>SUB TOTAL</b>	<b>5 451</b>	<b>9 421</b>	<b>8 793</b>	<b>60 850</b>
<b>INDONESIA</b>				
851 Footwears	112 211	1 601 211	1 293 498	17 478 155
778 Electrical Machinery And Apparatus	59 089	945 478	1 161 121	14 568 122
673 Flat Rolled Products, Not Clad	926 593	13 428 875	647 489	10 951 723
772 Electrical Apparatus For Making And Breaking Electrical Circuits	38 583	400 416	802 659	9 447 464
036 Crustaceans, Molluscs, And Aquatic Invertebrates	63 709	576 694	1 242 058	6 287 554
LAINNYA	2 228 358	26 321 467	10 993 798	87 280 548
<b>SUB TOTAL</b>	<b>3 428 543</b>	<b>43 274 141</b>	<b>16 140 623</b>	<b>146 013 566</b>
<b>IRAQ</b>				
554 Soap,cleansing And Polishing Preparations	0	41 291	0	63 720
057 Fruit And Nut; Fresh Or Dried	0	48 290	0	27 767
694 Nails, Screws, Nuts, Bolts, Rivets Of Iron/steel Or Copper	0	4	0	5 668
684 Alumunium	0	31	0	3 902
728 Other Machines And Equipment Specialized For Particular Industry	0	18	0	2 737
LAINNYA	0	27	0	2 241
<b>SUB TOTAL</b>	<b>0</b>	<b>89 661</b>	<b>0</b>	<b>106 035</b>
<b>IRAN (ISLAMIC REPUBLIC OF)</b>				
342 Liquefied Propane And Butane	0	565 195 938	0	519 461 986
522 Inorganic Chemical Elements, Oxides And Halogen Salts	18 501 670	246 575 903	13 663 956	96 847 937

**I.6 IMPOR KOMODITI MENURUT NEGARA ASAL / IMPORT BY COUNTRY OF ORIGIN  
DAN LIMA GOLONGAN BARANG (SITC) UTAMA / AND FIVE MAJOR SITC COMMODITY GROUP  
\*\* NOVEMBER / NOVEMBER 2012 \*\***

Negara Asal/SITC/Uraian Golongan Barang <i>Country of Origin/SITC/group Description</i>	Berat Bersih / <i>Net Weight (Kg)</i>		Nilai CIF / <i>CIF Value (US\$)</i>	
	Bulan ini <i>Current month</i>	Kumulatif <i>Cum. Jan to date</i>	Bulan ini <i>Current month</i>	Kumulatif <i>Cum. Jan to date</i>
511 Hydrocarbon And Their Halogenated, Nitrated Derivatives	0	29 987 778	0	37 186 807
334 Petroleum Products, Refined	0	21 122 841	0	31 368 217
562 Fertilizers, Manufactured	0	28 063 200	0	17 185 100
LAINNYA	8 169 617	85 580 931	16 449 257	55 418 740
<b>SUB TOTAL</b>	<b>26 671 287</b>	<b>976 526 591</b>	<b>30 113 213</b>	<b>757 468 787</b>
<b>SAUDI ARABIA</b>				
333 Petroleum Oil, Crude	474 849 220	3 618 896 699	425 686 617	3 134 959 074
511 Hydrocarbon And Their Halogenated, Nitrated Derivatives	34 334 228	344 513 036	45 532 470	419 861 202
342 Liquefied Propane And Butane	44 457 740	391 334 315	46 767 037	378 500 845
334 Petroleum Products, Refined	83 137 845	359 238 476	80 594 017	373 126 233
512 Alcohols,phenols,phenol-alcohols And Their Halogenated	14 351 953	161 229 872	17 592 550	168 579 167
LAINNYA	56 477 551	417 318 704	38 909 427	365 016 524
<b>SUB TOTAL</b>	<b>707 608 537</b>	<b>5 292 531 102</b>	<b>655 082 118</b>	<b>4 840 043 045</b>
<b>ISRAEL</b>				
695 Tools For Used In The Hand Or In Machines	1 026	12 084	310 677	2 796 976
515 Organo-inorganic And Heterocyclic Compounds	1	2 610	510	2 058 732
726 Printing/book Binding Machinery And Parts	26 326	115 903	739 915	2 005 962
745 Other Non-electical Machinery, Tools, And Mechanical Apparatus	395	217 466	25 409	927 568
874 Measuring, Checking, Analysing, And Controlling Instrument And Appar	14	914	1 620	882 709
LAINNYA	1 718	1 303 005	253 034	4 236 779
<b>SUB TOTAL</b>	<b>29 480</b>	<b>1 651 982</b>	<b>1 331 165</b>	<b>12 908 726</b>
<b>KUWAIT</b>				
334 Petroleum Products, Refined	21 000 000	1 649 848 498	20 482 140	1 569 017 912
342 Liquefied Propane And Butane	44 765 001	187 764 930	46 754 490	197 576 705
511 Hydrocarbon And Their Halogenated, Nitrated Derivatives	9 508 000	128 566 066	14 833 581	193 379 682
571 Polymers Of Ethylene In Primary Forms	5 511 200	47 153 599	6 462 052	52 579 446
335 Residual Petroleum Products, And Related Materials	10 194 000	63 390 000	6 014 460	31 082 092
LAINNYA	4 212 996	58 049 458	3 132 047	35 628 457
<b>SUB TOTAL</b>	<b>95 191 197</b>	<b>2 134 772 551</b>	<b>97 678 770</b>	<b>2 079 264 294</b>
<b>JORDAN</b>				
562 Fertilizers, Manufactured	6 872 420	264 878 140	3 310 337	133 824 890
522 Inorganic Chemical Elements, Oxides And Halogen Salts	0	109 086 951	0	90 810 803
272 Fertilizers, Crude	0	494 337 000	0	85 977 921
251 Pulp And Waste Paper	605 840	5 984 757	136 847	1 429 664
591 Disinfectants, Insecticides, And Fungicides Put In Forms	0	113 470	0	664 773
LAINNYA	159 216	691 509	366 923	739 974
<b>SUB TOTAL</b>	<b>7 637 476</b>	<b>875 091 827</b>	<b>3 814 107</b>	<b>313 448 025</b>
<b>PEOP. DEM. REP. OF YEMEN</b>				
582 Plates, Sheets, And Film Of Plastics	0	762	0	1 540
LAINNYA	0	0	0	0
<b>SUB TOTAL</b>	<b>0</b>	<b>762</b>	<b>0</b>	<b>1 540</b>
<b>LEBANON</b>				
288 Non-ferrous Base Metal Waste And Scraps	0	238 430	0	1 663 506
892 Printed Matter	62 003	373 799	108 192	621 271
685 Lead	0	75 000	0	144 000
121 Tobacco, Unmanufactured And Refused	0	52 886	0	95 438
727 Food Processing Machines And Parts	14 950	15 244	65 000	69 259
LAINNYA	0	5 414	0	87 788
<b>SUB TOTAL</b>	<b>76 953</b>	<b>760 773</b>	<b>173 192</b>	<b>2 681 262</b>
<b>PALESTINA</b>				
891 Arms And Ammunitions	0	1 619	0	726 876
057 Fruit And Nut; Fresh Or Dried	0	19 998	0	191 257
222 Oil Seeds Use For Extraction Ofsoft Fixed Vegetable Oils	0	480	0	71 200
724 Textile/leather Machinery And Parts	0	21	0	213
LAINNYA	0	0	0	0
<b>SUB TOTAL</b>	<b>0</b>	<b>22 118</b>	<b>0</b>	<b>989 546</b>

**I.6 IMPOR KOMODITI MENURUT NEGARA ASAL / IMPORT BY COUNTRY OF ORIGIN  
DAN LIMA GOLONGAN BARANG (SITC) UTAMA / AND FIVE MAJOR SITC COMMODITY GROUP  
\*\* NOVEMBER / NOVEMBER 2012 \*\***

Negara Asal/SITC/Uraian Golongan Barang <i>Country of Origin/SITC/group Description</i>	Berat Bersih / <i>Net Weight (Kg)</i>		Nilai CIF / <i>CIF Value (US\$)</i>	
	Bulan ini <i>Current month</i>	Kumulatif <i>Cum. Jan to date</i>	Bulan ini <i>Current month</i>	Kumulatif <i>Cum. Jan to date</i>
<b>YEMEN</b>				
211 Hides And Skins, Raw	8 000	47 150	130 600	699 620
034 Fish, Fresh, Chilled Or Frozen	54 000	700 800	37 800	481 110
251 Pulp And Waste Paper	446 648	2 081 828	92 089	472 027
611 Leathers	0	10 170	0	121 850
792 Aircraft And Associated Equipments And Parts	0	358	0	95 500
LAINNYA	0	52 007	0	62 479
<b>SUB TOTAL</b>	<b>508 648</b>	<b>2 892 313</b>	<b>260 489</b>	<b>1 932 586</b>
<b>OMAN</b>				
684 Alumunium	8 284 430	61 913 640	18 396 052	133 575 728
511 Hydrocarbon And Their Halogenated, Nitrated Derivatives	9 515 594	43 554 630	15 132 173	64 036 164
512 Alcohols,phenols,phenol-alcohols And Their Halogenated	0	17 239 524	0	6 724 137
575 Other Plastics In Primary Forms	0	2 772 000	0	3 904 560
671 Pig Iron,spiegeleisen,sponge Iron, And Ferro-alloys	0	5 161 690	0	2 287 044
LAINNYA	102 612	6 380 197	117 725	2 512 866
<b>SUB TOTAL</b>	<b>17 902 636</b>	<b>137 021 681</b>	<b>33 645 950</b>	<b>213 040 499</b>
<b>SYRIA ARAB REPUBLIC</b>				
611 Leathers	0	133 125	0	1 169 270
211 Hides And Skins, Raw	0	22 000	0	254 341
653 Fabrics, Woven, Of Man-made Fibres	0	6 060	0	76 145
592 Starches, Inulin, And Wheat Glutenal Buminoidal Substances; Glues	0	7 800	0	47 160
583 Monofilament And Rod Of Plastics	0	5 400	0	28 220
LAINNYA	0	84 343	0	37 180
<b>SUB TOTAL</b>	<b>0</b>	<b>258 728</b>	<b>0</b>	<b>1 612 316</b>
<b>TURKEY</b>				
046 Meal And Flour Of Wheat And Flour Of Meslin	18 552 518	225 962 518	7 123 136	77 949 412
121 Tobacco, Unmanufactured And Refused	348 495	6 391 664	1 308 770	39 380 502
523 Metallicsalts And Peroxysalts	136 000	26 726 479	105 680	17 390 998
772 Electrical Apparatus For Making And Breaking Electrical Circuits	48 034	811 743	885 889	11 389 756
657 Special Yarns,textile Fabrics	20 161	1 958 049	75 861	10 697 200
LAINNYA	14 819 998	122 052 221	13 801 503	133 330 414
<b>SUB TOTAL</b>	<b>33 925 206</b>	<b>383 902 674</b>	<b>23 300 839</b>	<b>290 138 282</b>
<b>UNITED ARAB EMIRATES</b>				
342 Liquefied Propane And Butane	106 067 001	1 002 468 353	106 002 405	970 275 520
334 Petroleum Products, Refined	94 358 728	223 557 240	85 401 486	216 749 594
511 Hydrocarbon And Their Halogenated, Nitrated Derivatives	5 910 507	89 373 015	7 839 105	105 361 968
684 Alumunium	4 078 157	39 593 371	8 867 214	87 919 536
792 Aircraft And Associated Equipments And Parts	3	73 761	32 290	41 008 115
LAINNYA	13 745 092	292 465 318	10 321 802	170 273 870
<b>SUB TOTAL</b>	<b>224 159 488</b>	<b>1 647 531 058</b>	<b>218 464 302</b>	<b>1 591 588 603</b>
<b>QATAR</b>				
334 Petroleum Products, Refined	45 795 063	526 621 375	45 843 038	502 668 595
342 Liquefied Propane And Butane	92 992 267	503 924 030	98 729 833	461 611 914
511 Hydrocarbon And Their Halogenated, Nitrated Derivatives	5 099 215	115 003 634	6 726 477	143 843 861
333 Petroleum Oil, Crude	0	72 958 220	0	73 877 760
684 Alumunium	3 059 369	27 134 579	7 277 315	63 910 706
LAINNYA	11 164 279	184 402 720	12 104 292	136 183 461
<b>SUB TOTAL</b>	<b>158 110 193</b>	<b>1 430 044 558</b>	<b>170 680 955</b>	<b>1 382 096 297</b>
<b>BAHRAIN</b>				
792 Aircraft And Associated Equipments And Parts	0	61 000	0	44 200 000
684 Alumunium	2 251 165	11 263 318	4 819 840	25 048 294
282 Waste And Scrap Metal Of Iron/steel	0	3 918 165	0	1 829 889
251 Pulp And Waste Paper	549 208	4 113 715	125 266	983 025
334 Petroleum Products, Refined	0	401 920	0	630 053
LAINNYA	39 599	549 472	29 600	983 461
<b>SUB TOTAL</b>	<b>2 839 972</b>	<b>20 307 590</b>	<b>4 974 706</b>	<b>73 674 722</b>

**I.6 IMPOR KOMODITI MENURUT NEGARA ASAL / IMPORT BY COUNTRY OF ORIGIN  
DAN LIMA GOLONGAN BARANG (SITC) UTAMA / AND FIVE MAJOR SITC COMMODITY GROUP  
\*\* NOVEMBER / NOVEMBER 2012 \*\***

Negara Asal/SITC/Uraian Golongan Barang <i>Country of Origin/SITC/group Description</i>	Berat Bersih / <i>Net Weight (Kg)</i>		Nilai CIF / <i>CIF Value (US\$)</i>	
	Bulan ini <i>Current month</i>	Kumulatif <i>Cum. Jan to date</i>	Bulan ini <i>Current month</i>	Kumulatif <i>Cum. Jan to date</i>
<b>CYPRUS</b>				
287 Ores And Concentrates Of Basemetals	0	728 168	0	1 865 683
251 Pulp And Waste Paper	0	4 149 470	0	910 433
745 Other Non-electical Machinery, Tools, And Mechanical Apparatus	180	4 848	12 673	197 386
671 Pig Iron,spiegeleisen,sponge Iron, And Ferro-alloys	0	72 000	0	115 335
232 Synthetic Rubber Latex, Synthetic/reclaimed Rubber LAINNYA	57 550	420 908	15 799	247 082
<b>SUB TOTAL</b>	<b>57 730</b>	<b>5 396 994</b>	<b>28 472</b>	<b>3 430 959</b>
<b>EGYPT</b>				
562 Fertilizers, Manufactured	20 251 478	810 039 263	2 503 617	106 569 799
272 Fertilizers, Crude	40 680 000	251 853 700	7 080 354	40 618 846
522 Inorganic Chemical Elements, Oxides And Halogen Salts	4 000 000	33 102 012	3 205 000	24 342 733
057 Fruit And Nut; Fresh Or Dried	0	13 001 562	0	11 859 447
061 Sugar, Molasses, And Honey LAINNYA	21 429 533 535	39 240 088 10 873 532	28 929 694 647	8 393 394 17 444 932
<b>SUB TOTAL</b>	<b>65 486 442</b>	<b>1 158 110 157</b>	<b>13 512 547</b>	<b>209 229 151</b>
<b>LIBYAN ARAB JAMAHIRIYA</b>				
333 Petroleum Oil, Crude	128 973 747	598 665 761	110 986 014	509 819 426
685 Lead	273 200	532 875	559 907	1 072 004
874 Measuring, Checking, Analysing, And Controlling Instrument And Appar	0	397	0	81 337
772 Electrical Apparatus For Making And Breaking Electrical Circuits	0	157	0	3 774
551 Essential Oils, Perfumes, And Flavour Materials LAINNYA	0 0	100 13	0 0	2 125 3 095
<b>SUB TOTAL</b>	<b>129 246 947</b>	<b>599 199 303</b>	<b>111 545 921</b>	<b>510 981 761</b>
<b>MOROCCO</b>				
522 Inorganic Chemical Elements, Oxides And Halogen Salts	10 031 626	99 956 894	10 031 626	109 742 249
792 Aircraft And Associated Equipments And Parts	0	89 000	0	25 214 445
272 Fertilizers, Crude	0	125 941 000	0	24 146 723
842 Women's Coats/jacket, Not Knitted	7 772	100 565	513 841	7 118 160
562 Fertilizers, Manufactured LAINNYA	0 36 372	8 472 500 1 104 232	0 467 914	5 244 445 5 416 695
<b>SUB TOTAL</b>	<b>10 075 770</b>	<b>235 664 191</b>	<b>11 013 381</b>	<b>176 882 717</b>
<b>TUNISIA</b>				
057 Fruit And Nut; Fresh Or Dried	0	2 863 546	0	8 867 024
523 Metallicsalts And Peroxysalts	978 000	10 806 000	634 528	7 382 755
772 Electrical Apparatus For Making And Breaking Electrical Circuits	267	70 547	11 341	1 755 780
251 Pulp And Waste Paper	0	956 573	0	1 477 350
061 Sugar, Molasses, And Honey LAINNYA	449 809 17 496	1 735 111 866 566	267 577 145 397	920 696 2 046 390
<b>SUB TOTAL</b>	<b>1 445 572</b>	<b>17 298 343</b>	<b>1 058 843</b>	<b>22 449 995</b>
<b>ALGERIA</b>				
333 Petroleum Oil, Crude	0	304 881 281	0	278 715 467
334 Petroleum Products, Refined	0	33 000 000	0	27 949 317
251 Pulp And Waste Paper	0	4 669 380	0	1 138 267
748 Transmission Shafts And Cranks	0	45 608	0	82 151
749 Non-electric Parts And Accessories Of Machineries LAINNYA	0 0	67 620 36 212	0 0	79 104 46 301
<b>SUB TOTAL</b>	<b>0</b>	<b>342 700 101</b>	<b>0</b>	<b>308 010 607</b>
<b>SUDAN</b>				
282 Waste And Scrap Metal Of Iron/steel	0	2 048 130	0	866 424
724 Textile/leather Machinery And Parts	0	10 342	0	563 098
288 Non-ferrous Base Metal Waste And Scraps	0	42 710	0	297 657
263 Cotton	36 648	36 648	56 960	56 960
759 Parts And Accessories For Machine Of Heading 751 Or 752 LAINNYA	0 373	244 22 828	0 1 360	50 693 55 213
<b>SUB TOTAL</b>	<b>37 021</b>	<b>2 160 902</b>	<b>58 320</b>	<b>1 890 045</b>



**I.6 IMPOR KOMODITI MENURUT NEGARA ASAL / IMPORT BY COUNTRY OF ORIGIN  
DAN LIMA GOLONGAN BARANG (SITC) UTAMA / AND FIVE MAJOR SITC COMMODITY GROUP  
\*\* NOVEMBER / NOVEMBER 2012 \*\***

Negara Asal/SITC/Uraian Golongan Barang <i>Country of Origin/SITC/group Description</i>	Berat Bersih / <i>Net Weight (Kg)</i>		Nilai CIF / <i>CIF Value (US\$)</i>	
	Bulan ini <i>Current month</i>	Kumulatif <i>Cum. Jan to date</i>	Bulan ini <i>Current month</i>	Kumulatif <i>Cum. Jan to date</i>
<b>ERITREA</b>				
891 Arms And Ammunitions	0	2 815	0	755 174
LAINNYA	0	0	0	0
SUB TOTAL	0	2 815	0	755 174
<b>LESOTHO</b>				
656 Tulle,lace,embroidery,ribbons,trimmings And Other Small Wares	2	2	780	780
629 Articles Of Rubbers	0	1	0	34
749 Non-electric Parts And Accessories Of Machinerics	0	1	0	15
LAINNYA	0	0	0	0
SUB TOTAL	2	4	780	829
<b>NAMIBIA</b>				
282 Waste And Scrap Metal Of Iron/steel	0	2 975 618	0	1 311 208
057 Fruit And Nut; Fresh Or Dried	0	275 400	0	567 152
081 Feeding Stuff For Animals	0	160 000	0	204 000
685 Lead	0	102 045	0	142 863
273 Stone, Sand And Gravel	0	713 585	0	76 042
LAINNYA	0	25 786	0	107 857
SUB TOTAL	0	4 252 434	0	2 409 122
<b>ETHIOPIA</b>				
054 Vegetables, Fresh, Chilled, Frozen Or Simply Preserved	161 000	9 271 500	81 650	4 539 325
611 Leathers	4 306	30 909	314 395	1 942 519
075 Spices	90 000	486 000	148 100	938 679
222 Oil Seeds Use For Extraction Ofsoft Fixed Vegetable Oils	0	240 000	0	91 200
071 Coffee And Coffee Substitutes	480	480	3 648	3 648
LAINNYA	0	0	0	0
SUB TOTAL	255 786	10 028 889	547 793	7 515 371
<b>TANZANIA, UNITED REP. OF</b>				
263 Cotton	6 059 472	14 911 158	11 082 756	28 070 313
075 Spices	0	1 468 298	0	24 516 969
121 Tobacco, Unmanufactured And Refused	0	692 506	0	2 374 153
222 Oil Seeds Use For Extraction Ofsoft Fixed Vegetable Oils	159 081	2 202 978	153 481	1 564 844
071 Coffee And Coffee Substitutes	0	85 070	0	209 157
LAINNYA	50 030	365 714	108 315	348 310
SUB TOTAL	6 268 583	19 725 724	11 344 552	57 083 746
<b>MADAGASCAR</b>				
075 Spices	28 945	5 471 865	244 234	84 222 449
287 Ores And Concentrates Of Basemetals	0	967 323	0	1 434 719
551 Essential Oils, Perfumes, And Flavour Materials	100 002	100 004	1 200 900	1 200 976
222 Oil Seeds Use For Extraction Ofsoft Fixed Vegetable Oils	39 000	311 460	39 819	357 420
282 Waste And Scrap Metal Of Iron/steel	0	787 595	0	352 068
LAINNYA	61	64 244	3 821	225 244
SUB TOTAL	168 008	7 702 491	1 488 774	87 792 876
<b>SOMALIA</b>				
611 Leathers	0	117 240	0	576 416
431 Animal And Vegetable Oil; Fat Processed And Their Wax	0	11 880	0	13 662
735 Parts Of Machine Tools	29	29	7 451	7 451
582 Plates, Sheets, And Film Of Plastics	0	422	0	4 678
778 Electrical Machinery And Apparatus	0	9	0	221
LAINNYA	0	10	0	247
SUB TOTAL	29	129 590	7 451	602 675
<b>KENYA</b>				
074 Tea And Mate	331 190	1 975 307	1 115 147	6 092 486
611 Leathers	47 124	311 573	588 779	3 153 241
292 Crude Vegetable Materials	99 950	899 923	159 920	1 439 875
263 Cotton	0	602 443	0	1 216 663
642 Paper And Paperboard Cut To Size/shape And Article Of Papers	78 400	302 400	197 120	761 920
LAINNYA	59 401	2 925 318	35 658	1 646 303
SUB TOTAL	616 065	7 016 964	2 096 624	14 310 488

**I.6 IMPOR KOMODITI MENURUT NEGARA ASAL / IMPORT BY COUNTRY OF ORIGIN  
DAN LIMA GOLONGAN BARANG (SITC) UTAMA / AND FIVE MAJOR SITC COMMODITY GROUP  
\*\* NOVEMBER / NOVEMBER 2012 \*\***

Negara Asal/SITC/Uraian Golongan Barang <i>Country of Origin/SITC/group Description</i>	Berat Bersih / <i>Net Weight (Kg)</i>		Nilai CIF / <i>CIF Value (US\$)</i>	
	Bulan ini <i>Current month</i>	Kumulatif <i>Cum. Jan to date</i>	Bulan ini <i>Current month</i>	Kumulatif <i>Cum. Jan to date</i>
<b>REUNION</b>				
251 Pulp And Waste Paper	0	6 074 827	0	1 210 291
282 Waste And Scrap Metal Of Iron/steel	0	111 460	0	47 816
579 Waste And Scrap Of Plastics	0	149 200	0	30 582
598 Miscellaneous Chemical Products	0	10 841	0	22 910
278 Other Crude Minerals	0	21 384	0	16 555
LAINNYA	1	764	7	3 189
<b>SUB TOTAL</b>	<b>1</b>	<b>6 368 476</b>	<b>7</b>	<b>1 331 343</b>
<b>MOZAMBIQUE</b>				
263 Cotton	1 612 738	8 034 028	2 969 864	16 449 756
222 Oil Seeds Use For Extraction Ofsoft Fixed Vegetable Oils	0	1 929 741	0	1 980 113
282 Waste And Scrap Metal Of Iron/steel	0	270 495	0	124 428
054 Vegetables, Fresh, Chilled, Frozen Or Simply Preserved	0	144 500	0	71 806
074 Tea And Mate	0	30 160	0	19 398
LAINNYA	0	17 206	0	19 742
<b>SUB TOTAL</b>	<b>1 612 738</b>	<b>10 426 130</b>	<b>2 969 864</b>	<b>18 665 243</b>
<b>BOTSWANA</b>				
658 Made-up Articles, Wholly/chiefly Of Textile Materials	0	117	0	2 136
655 Knitted Or Crocheted Fabrics	0	13	0	52
845 Articles Of Apparel	0	2	0	14
LAINNYA	0	0	0	0
<b>SUB TOTAL</b>	<b>0</b>	<b>132</b>	<b>0</b>	<b>2 202</b>
<b>EQUATORIAL GUINEA</b>				
874 Measuring, Checking, Analysing, And Controlling Instrument And Appar	0	6	0	7 710
LAINNYA	0	0	0	0
<b>SUB TOTAL</b>	<b>0</b>	<b>6</b>	<b>0</b>	<b>7 710</b>
<b>TOGO</b>				
263 Cotton	147 912	5 543 962	274 990	11 464 732
282 Waste And Scrap Metal Of Iron/steel	0	15 856 000	0	6 376 854
266 Synthetic Fibres Suitable For Spinning	0	18 014	0	85 811
724 Textile/leather Machinery And Parts	0	1 865	0	8 848
759 Parts And Accessories For Machine Of Heading 751 Or 752	0	288	0	6 836
LAINNYA	0	1 505	0	8 151
<b>SUB TOTAL</b>	<b>147 912</b>	<b>21 421 634</b>	<b>274 990</b>	<b>17 951 232</b>
<b>GHANA</b>				
072 Cocoa	0	3 000 000	0	8 310 149
263 Cotton	0	1 399 928	0	2 639 612
288 Non-ferrous Base Metal Waste And Scraps	0	293 590	0	1 298 228
282 Waste And Scrap Metal Of Iron/steel	0	2 659 767	0	1 111 912
727 Food Processing Machines And Parts	0	34 470	0	631 333
LAINNYA	117 513	402 823	215 234	659 433
<b>SUB TOTAL</b>	<b>117 513</b>	<b>7 790 578</b>	<b>215 234</b>	<b>14 650 667</b>
<b>LIBERIA</b>				
793 Ships, Boats, And Floating Structures	0	6 324 000	0	3 492 621
282 Waste And Scrap Metal Of Iron/steel	0	3 418 930	0	1 514 421
653 Fabrics, Woven, Of Man-made Fibres	0	3 045	0	75 400
291 Crude Animal Materials	0	112	0	5 080
899 Other Miscellaneous Manufactured Articles	0	128	0	1 450
LAINNYA	0	73	0	299
<b>SUB TOTAL</b>	<b>0</b>	<b>9 746 288</b>	<b>0</b>	<b>5 089 271</b>
<b>GUINEA</b>				
231 Natural Rubber Latex;natural Rubber And Similar Natural Gums	0	113 400	0	374 220
282 Waste And Scrap Metal Of Iron/steel	381 500	854 560	152 600	344 448
685 Lead	0	45 570	0	86 846
713 Internal Combustion Piston Engines And Parts	0	1 892	0	9 845
653 Fabrics, Woven, Of Man-made Fibres	0	490	0	4 897
LAINNYA	95	107	4 741	8 011
<b>SUB TOTAL</b>	<b>381 595</b>	<b>1 016 019</b>	<b>157 341</b>	<b>828 267</b>

**I.6 IMPOR KOMODITI MENURUT NEGARA ASAL / IMPORT BY COUNTRY OF ORIGIN  
DAN LIMA GOLONGAN BARANG (SITC) UTAMA / AND FIVE MAJOR SITC COMMODITY GROUP  
\*\* NOVEMBER / NOVEMBER 2012 \*\***

Negara Asal/SITC/Uraian Golongan Barang <i>Country of Origin/SITC/group Description</i>	Berat Bersih / <i>Net Weight (Kg)</i>		Nilai CIF / <i>CIF Value (US\$)</i>	
	Bulan ini <i>Current month</i>	Kumulatif <i>Cum. Jan to date</i>	Bulan ini <i>Current month</i>	Kumulatif <i>Cum. Jan to date</i>
<b>ANGOLA</b>				
333 Petroleum Oil, Crude	0	600 934 626	0	498 857 559
282 Waste And Scrap Metal Of Iron/steel	0	3 688 280	0	1 658 566
744 Mechanical Handling Equipments And Parts	0	297 091	0	1 168 302
737 Metalworking Machinery And Parts	0	53 922	0	212 045
723 Civil Engineering And Contractor Plants And Equipments/parts	0	7 287	0	124 863
LAINNYA	0	110 424	0	445 819
<b>SUB TOTAL</b>	<b>0</b>	<b>605 091 630</b>	<b>0</b>	<b>502 467 154</b>
<b>CONGO</b>				
248 Wood,simply Worked And Railway Sleeper Of Wood	118 307	590 301	106 764	549 422
292 Crude Vegetable Materials	0	220 000	0	352 000
282 Waste And Scrap Metal Of Iron/steel	0	732 360	0	313 103
247 Wood In The Rough Or Roughly Squared	0	127 861	0	113 946
611 Leathers	0	31	0	598
LAINNYA	0	2	0	59
<b>SUB TOTAL</b>	<b>118 307</b>	<b>1 670 555</b>	<b>106 764</b>	<b>1 329 128</b>
<b>CAMEROON</b>				
072 Cocoa	400 176	3 597 725	1 065 350	9 957 129
248 Wood,simply Worked And Railway Sleeper Of Wood	459 180	3 894 933	212 260	2 517 838
263 Cotton	99 962	419 258	245 779	884 967
685 Lead	0	143 755	0	277 323
247 Wood In The Rough Or Roughly Squared	0	256 247	0	166 951
LAINNYA	57	44 077	1 995	83 122
<b>SUB TOTAL</b>	<b>959 375</b>	<b>8 355 995</b>	<b>1 525 384</b>	<b>13 887 330</b>
<b>NIGERIA</b>				
333 Petroleum Oil, Crude	132 064 000	2 826 707 000	108 369 300	2 459 250 825
342 Liquefied Propane And Butane	45 412 400	67 523 700	45 879 548	69 596 690
263 Cotton	1 345 191	14 918 208	2 381 979	26 631 977
684 Alumunium	0	1 680 763	0	3 531 685
685 Lead	138 423	1 248 571	287 218	2 351 248
LAINNYA	45 244	438 357	267 032	1 897 235
<b>SUB TOTAL</b>	<b>179 005 258</b>	<b>2 912 516 599</b>	<b>157 185 077</b>	<b>2 563 259 660</b>
<b>SIERRA LEONE</b>				
282 Waste And Scrap Metal Of Iron/steel	424 140	5 541 751	171 006	2 374 612
793 Ships, Boats, And Floating Structures	0	1 440 000	0	250 011
248 Wood,simply Worked And Railway Sleeper Of Wood	0	49 120	0	29 145
744 Mechanical Handling Equipments And Parts	0	1 470	0	19 002
742 Pumps For Liquid And Parts	0	981	0	12 669
LAINNYA	9	476	13	14 623
<b>SUB TOTAL</b>	<b>424 149</b>	<b>7 033 798</b>	<b>171 019</b>	<b>2 700 062</b>
<b>GABON</b>				
282 Waste And Scrap Metal Of Iron/steel	0	2 160 450	0	934 248
248 Wood,simply Worked And Railway Sleeper Of Wood	0	194 529	0	220 291
634 Veneers,plywood,improved/reconstituted Wood Worked	0	84 677	0	49 761
641 Papers And Paperboards	0	20 471	0	27 636
288 Non-ferrous Base Metal Waste And Scraps	0	16 810	0	27 232
LAINNYA	21	458	606	7 238
<b>SUB TOTAL</b>	<b>21</b>	<b>2 477 395</b>	<b>606</b>	<b>1 266 406</b>
<b>COTE D'IVOIRE</b>				
263 Cotton	332 137	10 991 015	626 718	22 929 026
072 Cocoa	326 521	5 516 147	849 658	14 133 281
288 Non-ferrous Base Metal Waste And Scraps	0	57 890	0	416 077
231 Natural Rubber Latex;natural Rubber And Similar Natural Gums	0	100 800	0	332 640
081 Feeding Stuff For Animals	5 000	10 000	82 500	165 000
LAINNYA	21 413	494 114	26 125	303 682
<b>SUB TOTAL</b>	<b>685 071</b>	<b>17 169 966</b>	<b>1 585 001</b>	<b>38 279 706</b>

**I.6 IMPOR KOMODITI MENURUT NEGARA ASAL / IMPORT BY COUNTRY OF ORIGIN  
DAN LIMA GOLONGAN BARANG (SITC) UTAMA / AND FIVE MAJOR SITC COMMODITY GROUP  
\*\* NOVEMBER / NOVEMBER 2012 \*\***

Negara Asal/SITC/Uraian Golongan Barang <i>Country of Origin/SITC/group Description</i>	Berat Bersih / <i>Net Weight (Kg)</i>		Nilai CIF / <i>CIF Value (US\$)</i>	
	Bulan ini <i>Current month</i>	Kumulatif <i>Cum. Jan to date</i>	Bulan ini <i>Current month</i>	Kumulatif <i>Cum. Jan to date</i>
<b>SENEGAL</b>				
282 Waste And Scrap Metal Of Iron/steel	0	6 000 760	0	2 506 895
263 Cotton	0	149 007	0	320 001
575 Other Plastics In Primary Forms	0	1 350	0	10 496
687 Tin	0	626	0	9 828
743 Pumps, Compressors, Fans, Blowers, Centrifuges, And Parts	8 465	8 465	6 212	6 212
LAINNYA	1	4 050	10	12 140
<b>SUB TOTAL</b>	<b>8 466</b>	<b>6 164 258</b>	<b>6 222</b>	<b>2 865 572</b>
<b>MAURITANIA</b>				
282 Waste And Scrap Metal Of Iron/steel	297 410	5 494 265	115 990	2 426 045
335 Residual Petroleum Products, And Related Materials	0	16 470	0	10 870
776 Thermionic, Cold Cathode, And Photo Cathode Valves/tubes	4	31	343	2 226
LAINNYA	0	0	0	0
<b>SUB TOTAL</b>	<b>297 414</b>	<b>5 510 766</b>	<b>116 333</b>	<b>2 439 141</b>
<b>MALI</b>				
263 Cotton	2 193 809	15 856 832	4 678 954	31 047 442
726 Printing/book Binding Machinery And Parts	480	5 075	31 465	369 065
759 Parts And Accessories For Machine Of Heading 751 Or 752	0	178	0	25 952
716 Rotating Electric Plants And Parts	0	790	0	15 306
772 Electrical Apparatus For Making And Breaking Electrical Circuits	0	149	0	7 370
LAINNYA	0	323	0	13 955
<b>SUB TOTAL</b>	<b>2 194 289</b>	<b>15 863 347</b>	<b>4 710 419</b>	<b>31 479 090</b>
<b>BENIN</b>				
288 Non-ferrous Base Metal Waste And Scraps	0	1 266 565	0	7 657 367
263 Cotton	0	1 308 201	0	3 058 782
282 Waste And Scrap Metal Of Iron/steel	630 480	4 720 000	243 756	2 069 429
222 Oil Seeds Use For Extraction Ofsoft Fixed Vegetable Oils	0	299 193	0	388 951
057 Fruit And Nut; Fresh Or Dried	0	31 810	0	29 583
LAINNYA	0	38	0	7 157
<b>SUB TOTAL</b>	<b>630 480</b>	<b>7 625 807</b>	<b>243 756</b>	<b>13 211 269</b>
<b>BURKINA FASO</b>				
263 Cotton	660 283	12 549 605	1 163 484	28 431 190
LAINNYA	0	0	0	0
<b>SUB TOTAL</b>	<b>660 283</b>	<b>12 549 605</b>	<b>1 163 484</b>	<b>28 431 190</b>
<b>GAMBIA</b>				
282 Waste And Scrap Metal Of Iron/steel	0	1 681 650	0	709 864
743 Pumps, Compressors, Fans, Blowers, Centrifuges, And Parts	0	75	0	8 850
742 Pumps For Liquid And Parts	0	150	0	2 619
892 Printed Matter	0	11	0	1 025
695 Tools For Used In The Hand Or In Machines	0	2	0	26
LAINNYA	0	0	0	0
<b>SUB TOTAL</b>	<b>0</b>	<b>1 681 888</b>	<b>0</b>	<b>722 384</b>
<b>U.S. VIRGIN ISLANDS</b>				
682 Copper	100 200	340 100	484 467	1 615 029
771 Electric Power Machinery And Parts	0	1 457	0	121 106
653 Fabrics, Woven, Of Man-made Fibres	0	8 350	0	43 407
655 Knitted Or Crocheted Fabrics	0	6 600	0	32 658
772 Electrical Apparatus For Making And Breaking Electrical Circuits	0	40	0	2 674
LAINNYA	0	30	0	2 574
<b>SUB TOTAL</b>	<b>100 200</b>	<b>356 577</b>	<b>484 467</b>	<b>1 817 448</b>
<b>SEYCHELLES</b>				
112 Alcoholic Beverages	471	13 278	5 400	127 696
634 Veneers,plywood,improved/reconstituted Wood Worked	0	33 497	0	52 878
232 Synthetic Rubber Latex, Synthetic/reclaimed Rubber	0	17 640	0	45 360
893 Article Of Plastics	0	548	0	31 515
431 Animal And Vegetable Oil; Fat Processed And Their Wax	0	6 974	0	19 180
LAINNYA	0	19 095	0	55 260
<b>SUB TOTAL</b>	<b>471</b>	<b>91 032</b>	<b>5 400</b>	<b>331 889</b>

**I.6 IMPOR KOMODITI MENURUT NEGARA ASAL / IMPORT BY COUNTRY OF ORIGIN  
DAN LIMA GOLONGAN BARANG (SITC) UTAMA / AND FIVE MAJOR SITC COMMODITY GROUP  
\*\* NOVEMBER / NOVEMBER 2012 \*\***

Negara Asal/SITC/Uraian Golongan Barang <i>Country of Origin/SITC/group Description</i>	Berat Bersih / <i>Net Weight (Kg)</i>		Nilai CIF / <i>CIF Value (US\$)</i>	
	Bulan ini <i>Current month</i>	Kumulatif <i>Cum. Jan to date</i>	Bulan ini <i>Current month</i>	Kumulatif <i>Cum. Jan to date</i>
<b>UGANDA</b>				
263 Cotton	391 922	9 127 994	697 046	18 766 767
611 Leathers	26 949	149 115	337 015	1 714 644
121 Tobacco, Unmanufactured And Refused	0	117 573	0	697 816
689 Miscellaneous Non-ferrous Basemetals Employed In Metallurgy	5 000	15 000	144 954	459 112
074 Tea And Mate	0	22 080	0	45 706
LAINNYA	12 475	13 178	37 650	47 425
<b>SUB TOTAL</b>	<b>436 346</b>	<b>9 444 940</b>	<b>1 216 665</b>	<b>21 731 470</b>
<b>CENTRAL AFRICAN REPUBLIC</b>				
263 Cotton	605 840	4 472 109	1 053 714	8 067 177
282 Waste And Scrap Metal Of Iron/steel	0	1 185 990	0	547 927
292 Crude Vegetable Materials	0	7	0	118 542
269 Old Clothing And Other Old Textile Articles; Rags	0	526	0	2 828
742 Pumps For Liquid And Parts	0	588	0	1 267
LAINNYA	0	0	0	0
<b>SUB TOTAL</b>	<b>605 840</b>	<b>5 659 220</b>	<b>1 053 714</b>	<b>8 737 741</b>
<b>NIGER</b>				
782 Motor Vehicle For The Transportation Of Goods	0	67 740	0	760 638
772 Electrical Apparatus For Making And Breaking Electrical Circuits	0	16 500	0	117 994
684 Alumunium	19 935	19 935	61 279	61 279
679 Tubes, Pipes, Hollow Profile, Pipe Fitting Of Iron/steel	0	4 911	0	55 109
792 Aircraft And Associated Equipments And Parts	0	96	0	34 797
LAINNYA	0	11 126	0	21 845
<b>SUB TOTAL</b>	<b>19 935</b>	<b>120 308</b>	<b>61 279</b>	<b>1 051 662</b>
<b>CHAD</b>				
263 Cotton	59 972	2 578 670	139 157	5 174 510
551 Essential Oils, Perfumes, And Flavour Materials	0	46	0	629
LAINNYA	0	0	0	0
<b>SUB TOTAL</b>	<b>59 972</b>	<b>2 578 716</b>	<b>139 157</b>	<b>5 175 139</b>
<b>DJIBOUTI</b>				
054 Vegetables, Fresh, Chilled, Frozen Or Simply Preserved	0	1 431 000	0	1 200 919
282 Waste And Scrap Metal Of Iron/steel	0	246 460	0	100 411
747 Taps, Cocks, And Valves For Pipes	0	1 000	0	82 000
682 Copper	0	1 653	0	32 001
LAINNYA	0	0	0	0
<b>SUB TOTAL</b>	<b>0</b>	<b>1 680 113</b>	<b>0</b>	<b>1 415 331</b>
<b>SAINT HELENA</b>				
728 Other Machines And Equipment Specialized For Particular Industry	0	6 152	0	285 758
764 Telecommunication Equipments And Parts	0	39	0	126 000
687 Tin	0	1 264	0	22 570
695 Tools For Used In The Hand Or In Machines	0	7 800	0	21 459
771 Electric Power Machinery And Parts	0	604	0	8 384
LAINNYA	0	342	0	9 670
<b>SUB TOTAL</b>	<b>0</b>	<b>16 201</b>	<b>0</b>	<b>473 841</b>
<b>SAO TOME AND PRINCIPE</b>				
773 Equipment For Distributing Electricity	0	2	0	622
LAINNYA	0	0	0	0
<b>SUB TOTAL</b>	<b>0</b>	<b>2</b>	<b>0</b>	<b>622</b>
<b>SWAZILAND</b>				
745 Other Non-electical Machinery, Tools, And Mechanical Apparatus	0	236 361	0	1 832 118
741 Heating And Cooling Equipments And Parts	17	19 402	8 549	936 899
778 Electrical Machinery And Apparatus	0	727	0	274 947
737 Metalworking Machinery And Parts	0	34 602	0	272 934
724 Textile/leather Machinery And Parts	730	17 681	95 873	238 159
LAINNYA	1 363	208 981	60 711	1 062 852
<b>SUB TOTAL</b>	<b>2 110</b>	<b>517 754</b>	<b>165 133</b>	<b>4 617 909</b>

**I.6 IMPOR KOMODITI MENURUT NEGARA ASAL / IMPORT BY COUNTRY OF ORIGIN  
DAN LIMA GOLONGAN BARANG (SITC) UTAMA / AND FIVE MAJOR SITC COMMODITY GROUP  
\*\* NOVEMBER / NOVEMBER 2012 \*\***

Negara Asal/SITC/Uraian Golongan Barang <i>Country of Origin/SITC/group Description</i>	Berat Bersih / <i>Net Weight (Kg)</i>		Nilai CIF / <i>CIF Value (US\$)</i>	
	Bulan ini <i>Current month</i>	Kumulatif <i>Cum. Jan to date</i>	Bulan ini <i>Current month</i>	Kumulatif <i>Cum. Jan to date</i>
<b>SOUTH AFRICA</b>				
251 Pulp And Waste Paper	14 834 741	286 828 398	11 132 958	242 530 684
684 Alumunium	2 606 703	48 187 481	5 847 578	104 854 679
282 Waste And Scrap Metal Of Iron/steel	5 078 855	126 976 661	2 168 017	56 756 103
522 Inorganic Chemical Elements, Oxides And Halogen Salts	40 000	23 458 706	66 788	27 245 995
061 Sugar, Molasses, And Honey	18 000 000	36 003 900	11 700 900	23 421 256
LAINNYA	4 873 913	135 161 962	9 759 560	160 907 322
<b>SUB TOTAL</b>	<b>45 434 212</b>	<b>656 617 108</b>	<b>40 675 801</b>	<b>615 716 039</b>
<b>ZIMBABWE</b>				
121 Tobacco, Unmanufactured And Refused	15 360	3 673 647	18 432	23 635 833
263 Cotton	1 747 026	9 872 450	3 519 597	20 298 458
074 Tea And Mate	0	305 700	0	286 883
899 Other Miscellaneous Manufactured Articles	0	3 539	0	111 158
821 Furnitures And Parts	0	187	0	4 047
LAINNYA	0	0	0	0
<b>SUB TOTAL</b>	<b>1 762 386</b>	<b>13 855 523</b>	<b>3 538 029</b>	<b>44 336 379</b>
<b>ZAMBIA</b>				
263 Cotton	814 460	5 279 767	1 486 945	10 224 080
121 Tobacco, Unmanufactured And Refused	0	2 200	0	21 142
LAINNYA	0	0	0	0
<b>SUB TOTAL</b>	<b>814 460</b>	<b>5 281 967</b>	<b>1 486 945</b>	<b>10 245 222</b>
<b>MALAWI</b>				
263 Cotton	0	1 558 831	0	3 109 585
121 Tobacco, Unmanufactured And Refused	0	716 179	0	1 763 149
074 Tea And Mate	0	34 960	0	47 651
845 Articles Of Apparel	0	1	0	102
LAINNYA	0	0	0	0
<b>SUB TOTAL</b>	<b>0</b>	<b>2 309 971</b>	<b>0</b>	<b>4 920 487</b>
<b>COMOROS</b>				
075 Spices	0	50 438	0	546 279
651 Textile Yarns	0	13	0	127
657 Special Yarns, textile Fabrics	0	13	0	86
641 Papers And Paperboards	0	2	0	15
845 Articles Of Apparel	0	1	0	10
LAINNYA	0	0	0	0
<b>SUB TOTAL</b>	<b>0</b>	<b>50 467</b>	<b>0</b>	<b>546 517</b>
<b>MAURITIUS</b>				
792 Aircraft And Associated Equipments And Parts	20 000	52 000	650 000	2 825 000
282 Waste And Scrap Metal Of Iron/steel	0	4 478 110	0	1 894 050
845 Articles Of Apparel	3 453	22 396	122 489	808 993
081 Feeding Stuff For Animals	0	790 810	0	757 774
844 Women's Coats/jackets, Knitted	499	3 225	17 317	119 118
LAINNYA	7 838	110 151	96 533	341 591
<b>SUB TOTAL</b>	<b>31 790</b>	<b>5 456 692</b>	<b>886 339</b>	<b>6 746 526</b>
<b>RWANDA</b>				
653 Fabrics, Woven, Of Man-made Fibres	0	2 249	0	35 183
776 Thermionic, Cold Cathode, And Photo Cathode Valves/tubes	0	10	0	5 858
772 Electrical Apparatus For Making And Breaking Electrical Circuits	0	43	0	780
746 Ball Or Roller Bearings	0	12	0	206
676 Iron/steel Bars, Rods, Angels, Shaped And Sections	66	66	71	71
LAINNYA	0	1	0	30
<b>SUB TOTAL</b>	<b>66</b>	<b>2 381</b>	<b>71</b>	<b>42 128</b>
<b>VIRGIN ISLANDS (BRITISH)</b>				
231 Natural Rubber Latex;natural Rubber And Similar Natural Gums	0	183 360	0	662 321
821 Furnitures And Parts	0	87 000	0	556 537

**I.6 IMPOR KOMODITI MENURUT NEGARA ASAL / IMPORT BY COUNTRY OF ORIGIN  
DAN LIMA GOLONGAN BARANG (SITC) UTAMA / AND FIVE MAJOR SITC COMMODITY GROUP  
\*\* NOVEMBER / NOVEMBER 2012 \*\***

Negara Asal/SITC/Uraian Golongan Barang <i>Country of Origin/SITC/group Description</i>	Berat Bersih / <i>Net Weight (Kg)</i>		Nilai CIF / <i>CIF Value (US\$)</i>	
	Bulan ini <i>Current month</i>	Kumulatif <i>Cum. Jan to date</i>	Bulan ini <i>Current month</i>	Kumulatif <i>Cum. Jan to date</i>
575 Other Plastics In Primary Forms	0	100 965	0	307 462
657 Special Yarns, textile Fabrics	606	23 097	6 754	274 755
851 Footwears	1 574	27 889	15 014	244 015
LAINNYA	64 389	358 654	295 714	971 543
<b>SUB TOTAL</b>	<b>66 569</b>	<b>780 965</b>	<b>317 482</b>	<b>3 016 633</b>
<b>AUSTRALIA</b>				
041 Wheat And Meslin, Unmilled	493 137 640	4 264 150 262	182 184 226	1 424 666 130
684 Alumunium	10 041 488	119 648 372	23 898 846	282 072 575
001 Live Animals Other Than Fish	4 885 992	97 393 184	14 685 338	275 166 824
682 Copper	1 426 047	30 004 765	11 909 210	241 326 421
263 Cotton	10 974 592	88 986 390	23 027 627	215 224 531
LAINNYA	496 255 921	3 885 290 311	386 865 112	2 403 026 212
<b>SUB TOTAL</b>	<b>1 016 721 680</b>	<b>8 485 473 284</b>	<b>642 570 359</b>	<b>4 841 482 693</b>
<b>NEW ZEALAND</b>				
022 Milk, cream, And Milk Products Other Than Butter Or Cheese	6 334 895	63 802 240	18 544 565	222 177 079
251 Pulp And Waste Paper	19 393 353	179 862 407	7 832 716	75 701 270
081 Feeding Stuff For Animals	4 979 989	74 394 267	3 979 520	45 881 401
024 Cheese And Curds	1 680 520	11 412 785	5 986 463	44 733 213
023 Butter And Other Fats From Milk	755 023	9 168 866	2 496 603	35 457 389
LAINNYA	48 193 377	207 412 373	35 842 343	217 645 949
<b>SUB TOTAL</b>	<b>81 337 157</b>	<b>546 052 938</b>	<b>74 682 210</b>	<b>641 596 301</b>
<b>MICRONESIA, FED. STATES OF</b>				
292 Crude Vegetable Materials	175	2 440	567	7 718
057 Fruit And Nut; Fresh Or Dried	1	7	2	13
661 Lime, cement And Fabricated Construction Materials	0	3	0	6
LAINNYA	0	0	0	0
<b>SUB TOTAL</b>	<b>176</b>	<b>2 450</b>	<b>569</b>	<b>7 737</b>
<b>GUAM</b>				
846 Clothing Accessories Of Textiles Fabrics	0	6	0	662
845 Articles Of Apparel	6	6	182	182
LAINNYA	0	0	0	0
<b>SUB TOTAL</b>	<b>6</b>	<b>12</b>	<b>182</b>	<b>844</b>
<b>PALAU</b>				
655 Knitted Or Crocheted Fabrics	2	2	24	24
LAINNYA	0	0	0	0
<b>SUB TOTAL</b>	<b>2</b>	<b>2</b>	<b>24</b>	<b>24</b>
<b>NAURU</b>				
266 Synthetic Fibres Suitable For Spinning	0	299	0	5 828
699 Manufactures Of Base Metals	0	141	0	4 778
759 Parts And Accessories For Machine Of Heading 751 Or 752	1	1	47	47
LAINNYA	0	0	0	0
<b>SUB TOTAL</b>	<b>1</b>	<b>441</b>	<b>47</b>	<b>10 653</b>
<b>NEW CALEDONIA</b>				
515 Organo-inorganic And Heterocyclic Compounds	0	90 000	0	207 000
773 Equipment For Distributing Electricity	0	104	0	71 501
772 Electrical Apparatus For Making And Breaking Electrical Circuits	0	34	0	12 467
723 Civil Engineering And Contractor Plants And Equipments/parts	0	707	0	7 399
592 Starches, Inulin, And Wheat Glutenal Buminoidal Substances; Glues	0	12	0	5 324
LAINNYA	0	376	0	14 799
<b>SUB TOTAL</b>	<b>0</b>	<b>91 233</b>	<b>0</b>	<b>318 490</b>
<b>NORTHERN MARIANA ISLANDS</b>				
893 Article Of Plastics	0	90	0	492
LAINNYA	0	0	0	0
<b>SUB TOTAL</b>	<b>0</b>	<b>90</b>	<b>0</b>	<b>492</b>

**I.6 IMPOR KOMODITI MENURUT NEGARA ASAL / IMPORT BY COUNTRY OF ORIGIN  
DAN LIMA GOLONGAN BARANG (SITC) UTAMA / AND FIVE MAJOR SITC COMMODITY GROUP  
\*\* NOVEMBER / NOVEMBER 2012 \*\***

Negara Asal/SITC/Uraian Golongan Barang <i>Country of Origin/SITC/group Description</i>	Berat Bersih / <i>Net Weight (Kg)</i>		Nilai CIF / <i>CIF Value (US\$)</i>	
	Bulan ini <i>Current month</i>	Kumulatif <i>Cum. Jan to date</i>	Bulan ini <i>Current month</i>	Kumulatif <i>Cum. Jan to date</i>
<b>SAINT VINCENT AND THE GRENADINES</b>				
282 Waste And Scrap Metal Of Iron/steel	0	261 030	0	116 281
LAINNYA	0	0	0	0
SUB TOTAL	0	261 030	0	116 281
<b>VANUATU</b>				
072 Cocoa	0	60 000	0	127 980
776 Thermionic, Cold Cathode, And Photo Cathode Valves/tubes	0	3	0	4 397
LAINNYA	0	0	0	0
SUB TOTAL	0	60 003	0	132 377
<b>BRITISH INDIAN OCEAN TERRITORY</b>				
679 Tubes, Pipes, Hollow Profile, Pipe Fitting Of Iron/steel	2 289	2 289	143 161	143 161
575 Other Plastics In Primary Forms	0	20 000	0	40 000
747 Taps, Cocks, And Valves For Pipes	0	686	0	24 285
513 Carboxylic Acids, and Their Anhydrides, halides, peroxides	0	4	0	882
884 Optical Goods	0	2	0	630
LAINNYA	0	0	0	0
SUB TOTAL	2 289	22 981	143 161	208 958
<b>AMERICAN SAMOA</b>				
712 Steam Or Other Generating Boilers And Parts	0	225 107	0	19 290 713
592 Starches, Inulin, And Wheat Glutenal Buminoidal Substances; Glues	0	68 386	0	635 111
344 Petroleum Gases And Other Gas	0	7 210	0	563 306
267 Other Man-made Fibres Suitable For Spinning And Waste	0	110 024	0	541 790
263 Cotton	0	121 839	0	506 396
LAINNYA	23 220	1 094 327	63 019	1 783 624
SUB TOTAL	23 220	1 626 893	63 019	23 320 940
<b>COOK ISLANDS</b>				
653 Fabrics, Woven, Of Man-made Fibres	0	1 408	0	21 578
725 Papermill/pulpmill Machinery And Paper Cutting Machines	0	3 575	0	19 980
874 Measuring, Checking, Analysing, And Controlling Instrument And Appar	0	65	0	766
LAINNYA	0	0	0	0
SUB TOTAL	0	5 048	0	42 324
<b>FIJI</b>				
081 Feeding Stuff For Animals	181 990	645 420	146 804	504 478
282 Waste And Scrap Metal Of Iron/steel	0	825 140	0	357 639
251 Pulp And Waste Paper	0	615 640	0	152 440
111 Non-alcoholic Beverages, Nes	44 000	136 000	33 810	129 915
034 Fish, Fresh, Chilled Or Frozen	14 008	70 528	21 012	121 061
LAINNYA	0	53 988	0	143 796
SUB TOTAL	239 998	2 346 716	201 626	1 409 329
<b>KIRIBATI</b>				
678 Wire Of Iron/steel	0	64	0	772
899 Other Miscellaneous Manufactured Articles	17	17	51	51
LAINNYA	0	0	0	0
SUB TOTAL	17	81	51	823
<b>MARSHALL ISLANDS</b>				
793 Ships, Boats, And Floating Structures	0	6 554 000	0	21 500 000
759 Parts And Accessories For Machine Of Heading 751 Or 752	0	1	0	10
LAINNYA	0	0	0	0
SUB TOTAL	0	6 554 001	0	21 500 010
<b>SAMOA</b>				
034 Fish, Fresh, Chilled Or Frozen	0	28 595	0	85 659
773 Equipment For Distributing Electricity	0	8 856	0	83 208
571 Polymers Of Ethylene In Primary Forms	0	22 000	0	81 400
674 Flat Rolled Products, Clad Or Plated	0	50 855	0	54 669
772 Electrical Apparatus For Making And Breaking Electrical Circuits	0	45	0	3 831
LAINNYA	1	340	3	1 721
SUB TOTAL	1	110 691	3	310 488



**I.6 IMPOR KOMODITI MENURUT NEGARA ASAL / IMPORT BY COUNTRY OF ORIGIN  
DAN LIMA GOLONGAN BARANG (SITC) UTAMA / AND FIVE MAJOR SITC COMMODITY GROUP  
\*\* NOVEMBER / NOVEMBER 2012 \*\***

Negara Asal/SITC/Uraian Golongan Barang <i>Country of Origin/SITC/group Description</i>	Berat Bersih / <i>Net Weight (Kg)</i>		Nilai CIF / <i>CIF Value (US\$)</i>	
	Bulan ini <i>Current month</i>	Kumulatif <i>Cum. Jan to date</i>	Bulan ini <i>Current month</i>	Kumulatif <i>Cum. Jan to date</i>
<b>SOLOMON ISLANDS</b>				
072 Cocoa	0	720 000	0	1 634 654
034 Fish, Fresh, Chilled Or Frozen	0	520 630	0	1 207 858
246 Wood In Chips Or Particles And Waste	0	4 835 327	0	457 849
LAINNYA	0	0	0	0
SUB TOTAL	0	6 075 957	0	3 300 361
<b>TONGA</b>				
292 Crude Vegetable Materials	0	100	0	377
773 Equipment For Distributing Electricity	0	1	0	33
694 Nails, Screws, Nuts, Bolts, Rivets Of Iron/steel Or Copper	0	1	0	1
LAINNYA	0	0	0	0
SUB TOTAL	0	102	0	411
<b>TUVALU</b>				
793 Ships, Boats, And Floating Structures	0	1 598 000	0	1 957 788
516 Other Organic Chemicals	0	180	0	602 244
784 Parts And Accessories Of The Motor Vehicles	0	14	0	393
LAINNYA	0	0	0	0
SUB TOTAL	0	1 598 194	0	2 560 425
<b>CHRISTMAS ISLANDS</b>				
562 Fertilizers, Manufactured	13 000 000	39 000 000	2 145 000	6 240 000
792 Aircraft And Associated Equipments And Parts	12	12	3 927	3 927
784 Parts And Accessories Of The Motor Vehicles	0	3	0	232
874 Measuring, Checking, Analysing, And Controlling Instrument And Appar	0	2	0	59
LAINNYA	0	0	0	0
SUB TOTAL	13 000 012	39 000 017	2 148 927	6 244 218
<b>U.S MINOR OUTLYING ISLAND</b>				
784 Parts And Accessories Of The Motor Vehicles	0	9	0	2 964
749 Non-electric Parts And Accessories Of Machineries	0	45	0	723
LAINNYA	0	0	0	0
SUB TOTAL	0	54	0	3 687
<b>COCOS (KEELING) ISLANDS</b>				
694 Nails, Screws, Nuts, Bolts, Rivets Of Iron/steel Or Copper	0	17	0	5 712
764 Telecommunication Equipments And Parts	0	41	0	3 401
699 Manufactures Of Base Metals	0	6	0	578
735 Parts Of Machine Tools	0	3	0	290
676 Iron/steel Bars, Rods, Angels, Shaped And Sections	0	3	0	281
LAINNYA	19	64	43	543
SUB TOTAL	19	134	43	10 805
<b>TOKELAU</b>				
874 Measuring, Checking, Analysing, And Controlling Instrument And Appar	0	167	0	63 974
737 Metalworking Machinery And Parts	0	96	0	19 187
772 Electrical Apparatus For Making And Breaking Electrical Circuits	0	162	0	6 773
845 Articles Of Apparel	0	108	0	3 430
842 Women's Coats/jacket, Not Knitted	0	57	0	1 837
LAINNYA	0	12	0	400
SUB TOTAL	0	602	0	95 601
<b>EAST TIMOR</b>				
071 Coffee And Coffee Substitutes	119 280	575 320	51 268	577 903
282 Waste And Scrap Metal Of Iron/steel	0	39 540	0	16 607
223 Oil Seeds Use For Extraction Of Other Fixed Vegetable Oils	0	70 006	0	9 991
579 Waste And Scrap Of Plastics	0	4 017	0	1 343
581 Tubes, Pipes, And Hoses Of Plastics	0	85	0	804
LAINNYA	1	2	766	771
SUB TOTAL	119 281	688 970	52 034	607 419

**I.6 IMPOR KOMODITI MENURUT NEGARA ASAL / IMPORT BY COUNTRY OF ORIGIN  
DAN LIMA GOLONGAN BARANG (SITC) UTAMA / AND FIVE MAJOR SITC COMMODITY GROUP  
\*\* NOVEMBER / NOVEMBER 2012 \*\***

Negara Asal/SITC/Uraian Golongan Barang <i>Country of Origin/SITC/group Description</i>	Berat Bersih / <i>Net Weight (Kg)</i>		Nilai CIF / <i>CIF Value (US\$)</i>	
	Bulan ini <i>Current month</i>	Kumulatif <i>Cum. Jan to date</i>	Bulan ini <i>Current month</i>	Kumulatif <i>Cum. Jan to date</i>
<b>UNITED STATES</b>				
792 Aircraft And Associated Equipments And Parts	441 368	3 393 598	284 481 475	2 804 938 326
222 Oil Seeds Use For Extraction Ofsoft Fixed Vegetable Oils	212 202 693	1 611 238 138	142 121 206	999 673 695
723 Civil Engineering And Contractor Plants And Equipments/parts	2 088 958	31 079 475	24 708 092	437 741 827
081 Feeding Stuff For Animals	65 434 163	724 524 348	47 547 101	424 080 867
714 Engines And Motors, Non-electric And Parts	31 326	1 677 905	13 107 568	264 091 515
LAINNYA	275 831 972	3 180 945 416	502 696 235	5 842 086 443
<b>SUB TOTAL</b>	<b>556 030 480</b>	<b>5 552 858 880</b>	<b>1 014 661 677</b>	<b>10 772 612 673</b>
<b>CANADA</b>				
562 Fertilizers, Manufactured	84 474 963	1 271 977 876	39 080 700	622 693 825
041 Wheat And Meslin, Unmilled	6 500 000	796 868 371	2 798 250	335 009 806
251 Pulp And Waste Paper	27 059 861	335 743 356	17 449 835	223 108 808
792 Aircraft And Associated Equipments And Parts	89 419	222 414	62 079 283	183 192 418
081 Feeding Stuff For Animals	8 048 926	48 690 158	6 921 954	33 127 817
LAINNYA	5 351 286	73 279 277	19 573 595	250 195 042
<b>SUB TOTAL</b>	<b>131 524 455</b>	<b>2 526 781 452</b>	<b>147 903 617</b>	<b>1 647 327 716</b>
<b>MEXICO</b>				
764 Telecommunication Equipments And Parts	57 306	607 251	32 746 262	329 650 054
579 Waste And Scrap Of Plastics	6 091 238	41 884 557	3 536 117	32 422 528
752 Automatic Data Processing Machines And Their Units	3 824	61 062	1 318 969	15 555 909
722 Tractors	320 671	1 836 721	2 571 966	14 633 955
743 Pumps, Compressors, Fans, Blowers, Centrifuges, And Parts	100 639	750 228	1 290 661	11 242 208
LAINNYA	1 884 836	30 748 581	8 643 902	104 702 109
<b>SUB TOTAL</b>	<b>8 458 514</b>	<b>75 888 400</b>	<b>50 107 877</b>	<b>508 206 763</b>
<b>GUATEMALA</b>				
071 Coffee And Coffee Substitutes	483	121 233	2 705	540 043
724 Textile/leather Machinery And Parts	0	27 245	0	128 714
845 Articles Of Apparel	63	3 335	1 586	79 578
651 Textile Yarns	0	7 040	0	71 290
551 Essential Oils, Perfumes, And Flavour Materials	0	120	0	28 727
LAINNYA	14	85 541	406	58 044
<b>SUB TOTAL</b>	<b>560</b>	<b>244 514</b>	<b>4 697</b>	<b>906 396</b>
<b>HONDURAS</b>				
282 Waste And Scrap Metal Of Iron/steel	0	1 301 028	0	546 793
579 Waste And Scrap Of Plastics	0	811 422	0	271 030
845 Articles Of Apparel	946	3 366	64 303	245 219
269 Old Clothing And Other Old Textile Articles; Rags	0	121 407	0	85 881
655 Knitted Or Crocheted Fabrics	0	1 283	0	35 724
LAINNYA	75	94 215	4 684	54 695
<b>SUB TOTAL</b>	<b>1 021</b>	<b>2 332 721</b>	<b>68 987</b>	<b>1 239 342</b>
<b>NICARAGUA</b>				
771 Electric Power Machinery And Parts	0	46 975	0	657 934
121 Tobacco, Unmanufactured And Refused	0	15 405	0	439 043
752 Automatic Data Processing Machines And Their Units	0	1 439	0	102 505
845 Articles Of Apparel	28	1 506	2 030	96 445
621 Materials Of Rubber	38	1 089	784	16 202
LAINNYA	97	227	5 253	13 760
<b>SUB TOTAL</b>	<b>163</b>	<b>66 641</b>	<b>8 067</b>	<b>1 325 889</b>
<b>PANAMA</b>				
793 Ships, Boats, And Floating Structures	6 286 000	58 465 000	49 863 750	168 083 500
334 Petroleum Products, Refined	0	37 685 400	0	31 957 219
282 Waste And Scrap Metal Of Iron/steel	0	6 382 818	0	2 778 205
081 Feeding Stuff For Animals	100 770	3 542 520	94 757	1 469 381
716 Rotating Electric Plants And Parts	0	17 726	0	344 591
LAINNYA	82 152	285 373	54 168	423 627
<b>SUB TOTAL</b>	<b>6 468 922</b>	<b>106 378 837</b>	<b>50 012 675</b>	<b>205 056 523</b>

**I.6 IMPOR KOMODITI MENURUT NEGARA ASAL / IMPORT BY COUNTRY OF ORIGIN  
DAN LIMA GOLONGAN BARANG (SITC) UTAMA / AND FIVE MAJOR SITC COMMODITY GROUP  
\*\* NOVEMBER / NOVEMBER 2012 \*\***

Negara Asal/SITC/Uraian Golongan Barang <i>Country of Origin/SITC/group Description</i>	Berat Bersih / <i>Net Weight (Kg)</i>		Nilai CIF / <i>CIF Value (US\$)</i>	
	Bulan ini <i>Current month</i>	Kumulatif <i>Cum. Jan to date</i>	Bulan ini <i>Current month</i>	Kumulatif <i>Cum. Jan to date</i>
<b>CUBA</b>				
542 Medicaments, Including Veterinary Medicaments	0	564	0	1 084 083
282 Waste And Scrap Metal Of Iron/steel	0	290 390	0	130 966
121 Tobacco, Unmanufactured And Refused	0	5 118	0	28 037
112 Alcoholic Beverages	637	1 512	7 300	10 036
LAINNYA	0	0	0	0
SUB TOTAL	637	297 584	7 300	1 253 122
<b>CURACAO</b>				
652 Cotton Fabrics, Woven	0	1 503	0	25 370
LAINNYA	0	0	0	0
SUB TOTAL	0	1 503	0	25 370
<b>SURINAME</b>				
282 Waste And Scrap Metal Of Iron/steel	0	4 348 870	0	1 827 102
898 Musical Instrument And Parts/accessories	0	2	0	1 212
892 Printed Matter	0	8	0	384
629 Articles Of Rubbers	0	2	0	341
748 Transmission Shafts And Cranks	0	8	0	221
LAINNYA	0	0	0	0
SUB TOTAL	0	4 348 890	0	1 829 260
<b>CHILE</b>				
682 Copper	798 808	8 488 147	6 519 871	67 923 370
251 Pulp And Waste Paper	1 030 690	38 582 793	503 265	30 690 170
281 Iron Ore And Concentrates	0	147 676 000	0	28 998 140
057 Fruit And Nut; Fresh Or Dried	0	9 101 609	0	20 679 095
411 Animal Oils And Fats	703 880	5 770 915	1 138 599	9 200 428
LAINNYA	1 462 490	43 449 341	2 479 690	39 459 037
SUB TOTAL	3 995 868	253 068 805	10 641 425	196 950 240
<b>VENEZUELA</b>				
541 Medicinal And Pharmaceutical Products	423	3 802	67 043	228 790
514 Nitrogen-function Compounds	0	36 000	0	181 080
699 Manufactures Of Base Metals	0	39 600	0	59 400
723 Civil Engineering And Contractor Plants And Equipments/parts	0	979	0	57 347
874 Measuring, Checking, Analysing, And Controlling Instrument And Appar	1	48	1	44 889
LAINNYA	14	13 822	383	88 069
SUB TOTAL	438	94 251	67 427	659 575
<b>ARGENTINA</b>				
081 Feeding Stuff For Animals	317 251 090	2 624 250 633	206 248 359	1 363 134 807
044 Maize, Unmilled	43 029 802	263 283 684	14 279 079	81 612 553
679 Tubes, Pipes, Hollow Profile, Pipe Fitting Of Iron/steel	8 075 756	48 055 728	11 794 374	78 395 197
263 Cotton	3 510 356	14 719 847	5 516 318	25 491 336
022 Milk,cream, And Milk Products Other Than Butter Or Cheese	500 000	5 117 500	1 878 171	19 737 811
LAINNYA	2 901 775	29 440 944	3 801 987	52 105 222
SUB TOTAL	375 268 779	2 984 868 336	243 518 288	1 620 476 926
<b>BRAZIL</b>				
061 Sugar, Molasses, And Honey	261 035 766	809 388 841	142 564 124	446 735 169
263 Cotton	20 154 085	132 114 270	40 269 808	317 213 348
672 Ingots And Other Iron/steel In Primary Forms	40 377 620	343 725 405	20 053 880	212 942 730
081 Feeding Stuff For Animals	38 290 546	295 546 015	26 062 764	165 383 913
281 Iron Ore And Concentrates	0	586 260 238	0	131 786 362
LAINNYA	55 658 400	227 273 296	57 914 326	490 509 477
SUB TOTAL	415 516 417	2 394 308 065	286 864 902	1 764 570 999
<b>COLOMBIA</b>				
591 Disinfectants, Insecticides, And Fungicides Put In Forms	96 000	891 838	338 880	4 156 033
542 Medicaments, Including Veterinary Medicaments	3 170	6 893	1 983 700	4 117 844
325 Coke And Semi Coke Of Coal/lignite/peat	297 015	5 308 884	106 926	2 236 922
575 Other Plastics In Primary Forms	108 000	519 357	282 692	1 884 590
334 Petroleum Products, Refined	0	212 400	0	1 274 046
LAINNYA	132 100	1 518 073	475 869	4 051 415
SUB TOTAL	636 285	8 457 445	3 188 067	17 720 850

**I.6 IMPOR KOMODITI MENURUT NEGARA ASAL / IMPORT BY COUNTRY OF ORIGIN  
DAN LIMA GOLONGAN BARANG (SITC) UTAMA / AND FIVE MAJOR SITC COMMODITY GROUP  
\*\* NOVEMBER / NOVEMBER 2012 \*\***

Negara Asal/SITC/Uraian Golongan Barang <i>Country of Origin/SITC/group Description</i>	Berat Bersih / <i>Net Weight (Kg)</i>		Nilai CIF / <i>CIF Value (US\$)</i>	
	Bulan ini <i>Current month</i>	Kumulatif <i>Cum. Jan to date</i>	Bulan ini <i>Current month</i>	Kumulatif <i>Cum. Jan to date</i>
<b>BOLIVIA</b>				
689 Miscellaneous Non-ferrous Basemetals Employed In Metallurgy	0	36 906	0	411 233
611 Leathers	0	14 500	0	138 489
522 Inorganic Chemical Elements, Oxides And Halogen Salts	0	72 000	0	78 000
248 Wood, simply Worked And Railway Sleeper Of Wood	0	21 864	0	30 341
057 Fruit And Nut; Fresh Or Dried	0	210	0	6 939
LAINNYA	0	125	0	7 823
<b>SUB TOTAL</b>	<b>0</b>	<b>145 605</b>	<b>0</b>	<b>672 825</b>
<b>URUGUAY</b>				
251 Pulp And Waste Paper	0	9 469 308	0	5 639 606
222 Oil Seeds Use For Extraction Of soft Fixed Vegetable Oils	0	7 616 265	0	5 200 963
679 Tubes, Pipes, Hollow Profile, Pipe Fitting Of Iron/steel	0	1 056 277	0	3 016 065
248 Wood, simply Worked And Railway Sleeper Of Wood	721 990	3 068 692	391 781	1 748 569
045 Cereals, Unmilled	0	2 201 960	0	571 806
LAINNYA	51 201	2 240 485	331 715	2 315 036
<b>SUB TOTAL</b>	<b>773 191</b>	<b>25 652 987</b>	<b>723 496</b>	<b>18 492 045</b>
<b>PARAGUAY</b>				
081 Feeding Stuff For Animals	0	16 070 000	0	8 299 764
263 Cotton	601 364	4 117 581	1 080 949	7 692 489
611 Leathers	69 727	301 058	87 856	382 132
551 Essential Oils, Perfumes, And Flavour Materials	1 120	4 844	25 642	131 108
121 Tobacco, Unmanufactured And Refused	0	27 605	0	60 329
LAINNYA	0	29 357	0	17 926
<b>SUB TOTAL</b>	<b>672 211</b>	<b>20 550 445</b>	<b>1 194 447</b>	<b>16 583 748</b>
<b>ECUADOR</b>				
121 Tobacco, Unmanufactured And Refused	0	59 569	0	1 982 450
071 Coffee And Coffee Substitutes	0	155 000	0	1 333 000
081 Feeding Stuff For Animals	0	519 624	0	801 340
743 Pumps, Compressors, Fans, Blowers, Centrifuges, And Parts	2 341	22 333	38 289	549 983
411 Animal Oils And Fats	0	199 780	0	361 505
LAINNYA	932	1 175 708	64 503	1 530 621
<b>SUB TOTAL</b>	<b>3 273</b>	<b>2 132 014</b>	<b>102 792</b>	<b>6 558 899</b>
<b>PERU</b>				
081 Feeding Stuff For Animals	2 448 815	20 457 963	4 200 214	30 129 612
057 Fruit And Nut; Fresh Or Dried	0	6 796 152	0	14 973 897
562 Fertilizers, Manufactured	0	79 344 120	0	12 684 198
411 Animal Oils And Fats	0	1 823 770	0	2 863 606
523 Metallic salts And Peroxysalts	104 000	1 030 000	249 600	2 576 340
LAINNYA	562	973 752	21 507	2 212 791
<b>SUB TOTAL</b>	<b>2 553 377</b>	<b>110 425 757</b>	<b>4 471 321</b>	<b>65 440 444</b>
<b>GUYANA</b>				
282 Waste And Scrap Metal Of Iron/steel	0	2 325 985	0	1 037 956
278 Other Crude Minerals	0	338 878	0	205 679
LAINNYA	0	0	0	0
<b>SUB TOTAL</b>	<b>0</b>	<b>2 664 863</b>	<b>0</b>	<b>1 243 635</b>
<b>TRINIDAD AND TOBAGO</b>				
671 Pig Iron, spiegeleisen, sponge Iron, And Ferro-alloys	0	48 770 320	0	21 948 386
282 Waste And Scrap Metal Of Iron/steel	0	4 042 062	0	1 651 944
771 Electric Power Machinery And Parts	0	54 005	0	417 059
723 Civil Engineering And Contractor Plants And Equipments/parts	0	851	0	63 591
251 Pulp And Waste Paper	0	176 190	0	46 049
LAINNYA	0	8 316	0	32 645
<b>SUB TOTAL</b>	<b>0</b>	<b>53 051 744</b>	<b>0</b>	<b>24 159 674</b>
<b>BAHAMAS</b>				
282 Waste And Scrap Metal Of Iron/steel	0	186 480	0	84 000
112 Alcoholic Beverages	199	3 296	805	18 034

**I.6 IMPOR KOMODITI MENURUT NEGARA ASAL / IMPORT BY COUNTRY OF ORIGIN  
DAN LIMA GOLONGAN BARANG (SITC) UTAMA / AND FIVE MAJOR SITC COMMODITY GROUP  
\*\* NOVEMBER / NOVEMBER 2012 \*\***

Negara Asal/SITC/Uraian Golongan Barang <i>Country of Origin/SITC/group Description</i>	Berat Bersih / <i>Net Weight (Kg)</i>		Nilai CIF / <i>CIF Value (US\$)</i>	
	Bulan ini <i>Current month</i>	Kumulatif <i>Cum. Jan to date</i>	Bulan ini <i>Current month</i>	Kumulatif <i>Cum. Jan to date</i>
851 Footwears	0	80	0	1 026
784 Parts And Accessories Of The Motor Vehicles	0	20	0	714
743 Pumps, Compressors, Fans, Blowers, Centrifuges, And Parts	0	1	0	55
LAINNYA	0	0	0	0
<b>SUB TOTAL</b>	<b>199</b>	<b>189 877</b>	<b>805</b>	<b>103 829</b>
<b>JAMAICA</b>				
282 Waste And Scrap Metal Of Iron/steel	0	1 186 344	0	520 986
288 Non-ferrous Base Metal Waste And Scraps	0	183 680	0	305 593
251 Pulp And Waste Paper	0	158 653	0	39 139
071 Coffee And Coffee Substitutes	0	700	0	39 025
112 Alcoholic Beverages	329	3 927	1 330	21 861
LAINNYA	0	18	0	2 953
<b>SUB TOTAL</b>	<b>329</b>	<b>1 533 322</b>	<b>1 330</b>	<b>929 557</b>
<b>PUERTO RICO</b>				
542 Medicaments, Including Veterinary Medicaments	50	4 269	232 762	2 215 914
515 Organo-inorganic And Heterocyclic Compounds	0	188	0	2 097 680
541 Medicinal And Pharmaceutical Products	162	2 523	245 907	1 856 863
282 Waste And Scrap Metal Of Iron/steel	0	2 600 189	0	1 023 438
759 Parts And Accessories For Machine Of Heading 751 Or 752	2 723	3 782	270 727	489 247
LAINNYA	3 362	189 282	78 659	1 139 822
<b>SUB TOTAL</b>	<b>6 297</b>	<b>2 800 233</b>	<b>828 055</b>	<b>8 822 964</b>
<b>BELIZE</b>				
793 Ships, Boats, And Floating Structures	4 607 000	8 998 000	1 815 840	3 360 186
263 Cotton	0	326 309	0	720 325
652 Cotton Fabrics, Woven	0	5 596	0	133 253
554 Soap,cleansing And Polishing Preparations	3 000	5 725	11 975	23 903
694 Nails, Screws, Nuts, Bolts, Rivets Of Iron/steel Or Copper	0	1	0	88
LAINNYA	0	16	0	47
<b>SUB TOTAL</b>	<b>4 610 000</b>	<b>9 335 647</b>	<b>1 827 815</b>	<b>4 237 802</b>
<b>DOMINICAN REPUBLIC</b>				
282 Waste And Scrap Metal Of Iron/steel	262 180	5 944 785	122 438	2 639 661
121 Tobacco, Unmanufactured And Refused	0	37 238	0	820 061
122 Tobacco, Manufactured	8 026	8 026	125 778	125 778
251 Pulp And Waste Paper	0	322 776	0	74 945
641 Papers And Paperboards	0	11 670	0	61 056
LAINNYA	93	1 287	11 892	98 999
<b>SUB TOTAL</b>	<b>270 299</b>	<b>6 325 782</b>	<b>260 108</b>	<b>3 820 500</b>
<b>EL SALVADOR</b>				
121 Tobacco, Unmanufactured And Refused	0	39 575	0	578 915
282 Waste And Scrap Metal Of Iron/steel	0	1 306 528	0	528 282
845 Articles Of Apparel	13	1 291	832	34 658
542 Medicaments, Including Veterinary Medicaments	0	1 440	0	22 320
655 Knitted Or Crocheted Fabrics	0	1 600	0	16 938
LAINNYA	82	555	1 958	24 211
<b>SUB TOTAL</b>	<b>95</b>	<b>1 350 989</b>	<b>2 790</b>	<b>1 205 324</b>
<b>COSTA RICA</b>				
759 Parts And Accessories For Machine Of Heading 751 Or 752	1 357	9 378	303 238	3 298 815
611 Leathers	0	38 843	0	843 736
223 Oil Seeds Use For Extraction Of Other Fixed Vegetable Oils	1 021	3 698	200 431	742 127
651 Textile Yarns	11 601	20 801	360 897	637 416
772 Electrical Apparatus For Making And Breaking Electrical Circuits	764	8 147	46 565	504 224
LAINNYA	793 147	1 906 748	452 814	1 681 588
<b>SUB TOTAL</b>	<b>807 890</b>	<b>1 987 615</b>	<b>1 363 945</b>	<b>7 707 906</b>
<b>HAITI</b>				
282 Waste And Scrap Metal Of Iron/steel	0	8 741 955	0	3 921 579
288 Non-ferrous Base Metal Waste And Scraps	0	18 240	0	32 832

**I.6 IMPOR KOMODITI MENURUT NEGARA ASAL / IMPORT BY COUNTRY OF ORIGIN  
DAN LIMA GOLONGAN BARANG (SITC) UTAMA / AND FIVE MAJOR SITC COMMODITY GROUP  
\*\* NOVEMBER / NOVEMBER 2012 \*\***

Negara Asal/SITC/Uraian Golongan Barang <i>Country of Origin/SITC/group Description</i>	Berat Bersih / <i>Net Weight (Kg)</i>		Nilai CIF / <i>CIF Value (US\$)</i>	
	Bulan ini <i>Current month</i>	Kumulatif <i>Cum. Jan to date</i>	Bulan ini <i>Current month</i>	Kumulatif <i>Cum. Jan to date</i>
845 Articles Of Apparel	185	420	12 198	27 007
551 Essential Oils, Perfumes, And Flavour Materials	61	191	920	16 793
843 Men's Coats/Jackets, Knitted	0	1	0	243
LAINNYA	0	19	0	165
SUB TOTAL	246	8 760 826	13 118	3 998 619
<b>BARBADOS</b>				
282 Waste And Scrap Metal Of Iron/steel	0	2 563 201	0	1 144 103
759 Parts And Accessories For Machine Of Heading 751 Or 752	0	20	0	1 290
874 Measuring, Checking, Analysing, And Controlling Instrument And Appar	0	4	0	310
112 Alcoholic Beverages	0	45	0	232
LAINNYA	0	0	0	0
SUB TOTAL	0	2 563 270	0	1 145 935
<b>ANTIGUA AND BARBUDA</b>				
793 Ships, Boats, And Floating Structures	0	5 092 000	0	1 019 525
263 Cotton	0	99 916	0	257 724
282 Waste And Scrap Metal Of Iron/steel	0	506 104	0	231 501
747 Taps, Cocks, And Valves For Pipes	0	507	0	59 422
288 Non-ferrous Base Metal Waste And Scraps	0	12 000	0	18 720
LAINNYA	0	770	0	10 767
SUB TOTAL	0	5 711 297	0	1 597 659
<b>ANGUILLA</b>				
651 Textile Yarns	0	947	0	13 435
784 Parts And Accessories Of The Motor Vehicles	0	224	0	6 459
745 Other Non-electical Machinery, Tools, And Mechanical Apparatus	0	26	0	512
LAINNYA	0	0	0	0
SUB TOTAL	0	1 197	0	20 406
<b>ARUBA</b>				
335 Residual Petroleum Products, And Related Materials	0	48 983 229	0	5 792 267
LAINNYA	0	0	0	0
SUB TOTAL	0	48 983 229	0	5 792 267
<b>BERMUDA</b>				
342 Liquefied Propane And Butane	44 512 290	59 061 677	46 828 425	59 463 854
793 Ships, Boats, And Floating Structures	3 682 000	8 995 000	3 600 000	12 381 300
112 Alcoholic Beverages	0	38	0	319
LAINNYA	0	0	0	0
SUB TOTAL	48 194 290	68 056 715	50 428 425	71 845 473
<b>CAPE VERDE</b>				
621 Materials Of Rubber	0	251	0	2 451
713 Internal Combustion Piston Engines And Parts	0	140	0	1 495
LAINNYA	0	0	0	0
SUB TOTAL	0	391	0	3 946
<b>CAYMAN ISLANDS</b>				
872 Medical Instruments And Appliances	0	794	0	21 000
714 Engines And Motors, Non-electric And Parts	0	2	0	15 163
749 Non-electric Parts And Accessories Of Machineries	0	1	0	7 497
742 Pumps For Liquid And Parts	0	30	0	3 318
694 Nails, Screws, Nuts, Bolts, Rivets Of Iron/steel Or Copper	0	6	0	675
LAINNYA	0	54	0	50
SUB TOTAL	0	887	0	47 703
<b>DOMINICA</b>				
282 Waste And Scrap Metal Of Iron/steel	167 730	1 213 920	69 608	560 914
288 Non-ferrous Base Metal Waste And Scraps	0	19 340	0	31 911
845 Articles Of Apparel	0	10	0	793
874 Measuring, Checking, Analysing, And Controlling Instrument And Appar	0	18	0	689
772 Electrical Apparatus For Making And Breaking Electrical Circuits	0	26	0	619
LAINNYA	0	2	0	145
SUB TOTAL	167 730	1 233 316	69 608	595 071

**I.6 IMPOR KOMODITI MENURUT NEGARA ASAL / IMPORT BY COUNTRY OF ORIGIN  
DAN LIMA GOLONGAN BARANG (SITC) UTAMA / AND FIVE MAJOR SITC COMMODITY GROUP  
\*\* NOVEMBER / NOVEMBER 2012 \*\***

Negara Asal/SITC/Uraian Golongan Barang <i>Country of Origin/SITC/group Description</i>	Berat Bersih / <i>Net Weight (Kg)</i>		Nilai CIF / <i>CIF Value (US\$)</i>	
	Bulan ini <i>Current month</i>	Kumulatif <i>Cum. Jan to date</i>	Bulan ini <i>Current month</i>	Kumulatif <i>Cum. Jan to date</i>
<b>FALKLAND ISLANDS</b>				
034 Fish, Fresh, Chilled Or Frozen	0	1 244	0	31 944
772 Electrical Apparatus For Making And Breaking Electrical Circuits	0	104	0	3 407
629 Articles Of Rubbers	0	1	0	47
LAINNYA	0	0	0	0
SUB TOTAL	0	1 349	0	35 398
<b>FRENCH POLYNESIA</b>				
629 Articles Of Rubbers	0	8 305	0	61 901
291 Crude Animal Materials	0	18 615	0	9 308
848 Articles Of Apparel And Clothing Accessories Of Other Than Textile Fab	6	6	503	503
LAINNYA	0	0	0	0
SUB TOTAL	6	26 926	503	71 712
<b>GREENLAND</b>				
036 Crustaceans, Molluscs, And Aquatic Invertebrates	20 264	697 939	60 846	3 174 658
LAINNYA	0	0	0	0
SUB TOTAL	20 264	697 939	60 846	3 174 658
<b>GRENADA</b>				
894 Baby Carriages, Toys, Games, And Sporting Goods	0	9 457	0	72 480
884 Optical Goods	0	3	0	900
LAINNYA	0	0	0	0
SUB TOTAL	0	9 460	0	73 380
<b>MARTINIQUE</b>				
651 Textile Yarns	0	1 695	0	13 162
251 Pulp And Waste Paper	0	24 150	0	5 434
LAINNYA	0	0	0	0
SUB TOTAL	0	25 845	0	18 596
<b>NETHERLANDS ANTILLES</b>				
728 Other Machines And Equipment Specialized For Particular Industry	0	7 570	0	543 832
334 Petroleum Products, Refined	0	44 873	0	138 738
723 Civil Engineering And Contractor Plants And Equipments/parts	186	53 079	2 089	119 505
641 Papers And Paperboards	569	20 983	4 826	76 352
899 Other Miscellaneous Manufactured Articles	0	199	0	47 972
LAINNYA	5	6 403	679	120 198
SUB TOTAL	760	133 107	7 594	1 046 597
<b>NORFOLK ISLANDS</b>				
598 Miscellaneous Chemical Products	0	111 600	0	697 854
LAINNYA	0	0	0	0
SUB TOTAL	0	111 600	0	697 854
<b>SAINT LUCIA</b>				
282 Waste And Scrap Metal Of Iron/steel	0	224 400	0	103 224
288 Non-ferrous Base Metal Waste And Scraps	0	15 760	0	26 004
LAINNYA	0	0	0	0
SUB TOTAL	0	240 160	0	129 228
<b>SAN MARINO</b>				
778 Electrical Machinery And Apparatus	0	419	0	2 727
728 Other Machines And Equipment Specialized For Particular Industry	0	5	0	624
LAINNYA	0	0	0	0
SUB TOTAL	0	424	0	3 351
<b>TURKS AND CAICOS ISLANDS</b>				
121 Tobacco, Unmanufactured And Refused	0	80	0	1 446
LAINNYA	0	0	0	0
SUB TOTAL	0	80	0	1 446

**I.6 IMPOR KOMODITI MENURUT NEGARA ASAL / IMPORT BY COUNTRY OF ORIGIN  
DAN LIMA GOLONGAN BARANG (SITC) UTAMA / AND FIVE MAJOR SITC COMMODITY GROUP  
\*\* NOVEMBER / NOVEMBER 2012 \*\***

Negara Asal/SITC/Uraian Golongan Barang <i>Country of Origin/SITC/group Description</i>	Berat Bersih / <i>Net Weight (Kg)</i>		Nilai CIF / <i>CIF Value (US\$)</i>	
	Bulan ini <i>Current month</i>	Kumulatif <i>Cum. Jan to date</i>	Bulan ini <i>Current month</i>	Kumulatif <i>Cum. Jan to date</i>
<b>GUADELOUPE</b>				
251 Pulp And Waste Paper	0	50 260	0	10 924
751 Office Machines	0	22	0	2 391
743 Pumps, Compressors, Fans, Blowers, Centrifuges, And Parts	1	1	191	191
LAINNYA	0	0	0	0
SUB TOTAL	1	50 283	191	13 506
<b>SAINT KITTS AND NEVIS</b>				
695 Tools For Used In The Hand Or In Machines	0	8	0	2 174
713 Internal Combustion Piston Engines And Parts	0	1	0	24
LAINNYA	0	0	0	0
SUB TOTAL	0	9	0	2 198
<b>UNITED KINGDOM</b>				
782 Motor Vehicle For The Transportation Of Goods	921 241	13 767 707	11 457 279	162 305 593
792 Aircraft And Associated Equipments And Parts	16 184	181 799	7 027 736	70 819 607
744 Mechanical Handling Equipments And Parts	27 976	3 461 229	415 369	66 048 341
251 Pulp And Waste Paper	38 965 020	284 759 969	6 939 941	56 427 510
781 Passenger Motor Cars	114 919	2 725 890	2 027 341	54 821 531
LAINNYA	12 764 075	315 875 558	80 608 326	866 714 036
SUB TOTAL	52 809 415	620 772 152	108 475 992	1 277 136 618
<b>NETHERLANDS</b>				
022 Milk,cream, And Milk Products Other Than Butter Or Cheese	1 101 761	27 104 201	3 229 544	77 777 766
782 Motor Vehicle For The Transportation Of Goods	27 656	5 701 225	321 756	64 624 174
793 Ships, Boats, And Floating Structures	236 479	9 850 841	14 740 832	38 782 425
792 Aircraft And Associated Equipments And Parts	514	108 654	686 401	29 114 390
098 Edible Products And Preparations	714 104	5 898 367	3 010 000	26 757 254
LAINNYA	19 765 851	250 018 213	44 876 004	577 178 104
SUB TOTAL	21 846 365	298 681 501	66 864 537	814 234 113
<b>FRANCE</b>				
792 Aircraft And Associated Equipments And Parts	135 398	646 251	101 971 606	406 749 974
723 Civil Engineering And Contractor Plants And Equipments/parts	565 369	9 746 625	7 218 263	124 817 819
251 Pulp And Waste Paper	12 228 241	183 748 021	6 256 099	111 522 135
022 Milk,cream, And Milk Products Other Than Butter Or Cheese	5 253 268	31 435 041	10 303 011	69 015 092
772 Electrical Apparatus For Making And Breaking Electrical Circuits	179 635	3 596 541	5 781 906	58 844 875
LAINNYA	13 111 160	265 819 204	71 363 306	862 092 830
SUB TOTAL	31 473 071	494 991 683	202 894 191	1 633 042 725
<b>GERMANY, FED. REP. OF</b>				
728 Other Machines And Equipment Specialized For Particular Industry	1 221 285	9 255 011	36 473 765	292 043 177
744 Mechanical Handling Equipments And Parts	1 959 122	22 238 993	27 585 761	179 314 439
724 Textile/leather Machinery And Parts	1 409 229	8 029 999	26 401 388	168 364 948
784 Parts And Accessories Of The Motor Vehicles	1 186 305	12 278 959	15 438 872	164 368 302
745 Other Non-electical Machinery, Tools, And Mechanical Apparatus	434 423	3 157 298	28 698 529	144 548 839
LAINNYA	69 571 357	758 494 249	341 339 676	2 860 024 266
SUB TOTAL	75 781 721	813 454 509	475 937 991	3 808 663 971
<b>AUSTRIA</b>				
776 Thermionic, Cold Cathode, And Photo Cathode Valves/tubes	11 124	145 787	5 476 357	73 432 023
716 Rotating Electric Plants And Parts	718	982 677	36 497	29 118 495
641 Papers And Paperboards	871 906	10 489 967	1 402 047	20 716 346
728 Other Machines And Equipment Specialized For Particular Industry	29 615	600 840	998 400	17 537 755
744 Mechanical Handling Equipments And Parts	27	2 066 926	1 144	16 758 258
LAINNYA	1 830 449	25 636 674	14 261 093	147 403 303
SUB TOTAL	2 743 839	39 922 871	22 175 538	304 966 180
<b>BELGIUM</b>				
515 Organo-inorganic And Heterocyclic Compounds	2 108 210	21 687 652	7 474 814	84 109 677
022 Milk,cream, And Milk Products Other Than Butter Or Cheese	149 750	9 669 750	419 749	28 841 318
723 Civil Engineering And Contractor Plants And Equipments/parts	190 292	2 721 687	1 779 871	28 067 242
743 Pumps, Compressors, Fans, Blowers, Centrifuges, And Parts	61 465	756 374	1 150 797	20 191 439



**I.6 IMPOR KOMODITI MENURUT NEGARA ASAL / IMPORT BY COUNTRY OF ORIGIN  
DAN LIMA GOLONGAN BARANG (SITC) UTAMA / AND FIVE MAJOR SITC COMMODITY GROUP  
\*\* NOVEMBER / NOVEMBER 2012 \*\***

Negara Asal/SITC/Uraian Golongan Barang <i>Country of Origin/SITC/group Description</i>	Berat Bersih / <i>Net Weight (Kg)</i>		Nilai CIF / <i>CIF Value (US\$)</i>	
	Bulan ini <i>Current month</i>	Kumulatif <i>Cum. Jan to date</i>	Bulan ini <i>Current month</i>	Kumulatif <i>Cum. Jan to date</i>
251 Pulp And Waste Paper	14 694 630	98 893 350	2 807 342	20 044 170
LAINNYA	14 283 441	182 411 553	30 115 048	402 711 730
<b>SUB TOTAL</b>	<b>31 487 788</b>	<b>316 140 366</b>	<b>43 747 621</b>	<b>583 965 576</b>
<b>SWITZERLAND</b>				
714 Engines And Motors, Non-electric And Parts	77	70 125 720	233 001	55 961 883
542 Medicaments, Including Veterinary Medicaments	7 209	200 068	1 554 150	44 347 074
541 Medicinal And Pharmaceutical Products	24 543	534 198	1 796 227	27 931 015
551 Essential Oils, Perfumes, And Flavour Materials	35 908	942 752	1 125 209	25 866 699
515 Organo-inorganic And Heterocyclic Compounds	8 962	315 141	1 094 479	24 517 846
LAINNYA	4 435 280	35 565 507	32 807 060	326 742 056
<b>SUB TOTAL</b>	<b>4 511 979</b>	<b>107 683 386</b>	<b>38 610 126</b>	<b>505 366 573</b>
<b>LUXEMBOURG</b>				
676 Iron/steel Bars, Rods, Angels, Shaped And Sections	678 409	1 393 111	1 026 861	2 057 691
677 Rail/railway And Tractor Construction Of Iron/steel Materials	0	759 366	0	1 671 771
657 Special Yarns, textile Fabrics	4 299	112 325	35 535	1 084 716
741 Heating And Cooling Equipments And Parts	12 009	46 907	314 807	1 048 726
728 Other Machines And Equipment Specialized For Particular Industry	0	8 522	0	327 778
LAINNYA	20 354	1 717 116	167 651	2 416 021
<b>SUB TOTAL</b>	<b>715 071</b>	<b>4 037 347</b>	<b>1 544 854</b>	<b>8 606 703</b>
<b>MONACO</b>				
793 Ships, Boats, And Floating Structures	16 000	16 000	199 742	199 742
775 Household Type, Electrical/non-electrical Equipments	0	4 206	0	115 068
553 Perfumery, Cosmetics, And Toilet Preparations	10	1 109	1 140	64 252
652 Cotton Fabrics, Woven	0	7 112	0	57 871
851 Footwears	0	2 638	0	38 501
LAINNYA	901	4 160	15 739	71 142
<b>SUB TOTAL</b>	<b>16 911</b>	<b>35 225</b>	<b>216 621</b>	<b>546 576</b>
<b>DENMARK</b>				
542 Medicaments, Including Veterinary Medicaments	4 433	61 162	1 354 324	25 663 401
022 Milk, cream, And Milk Products Other Than Butter Or Cheese	210 694	3 792 042	850 692	18 106 467
728 Other Machines And Equipment Specialized For Particular Industry	179 900	625 619	1 501 980	10 735 392
793 Ships, Boats, And Floating Structures	14 000	15 749 534	165 172	10 525 522
598 Miscellaneous Chemical Products	186 493	940 318	2 699 922	9 902 450
LAINNYA	1 669 122	17 640 110	10 211 046	81 551 898
<b>SUB TOTAL</b>	<b>2 264 642</b>	<b>38 808 785</b>	<b>16 783 136</b>	<b>156 485 130</b>
<b>NORWAY</b>				
562 Fertilizers, Manufactured	14 860 305	124 647 048	8 575 838	72 202 697
723 Civil Engineering And Contractor Plants And Equipments/parts	84 288	824 570	3 014 540	21 833 723
782 Motor Vehicle For The Transportation Of Goods	60 600	1 090 800	741 000	13 299 500
251 Pulp And Waste Paper	2 789 640	33 552 301	541 624	12 231 026
679 Tubes, Pipes, Hollow Profile, Pipe Fitting Of Iron/steel	31 684	609 579	538 196	58 202 832
LAINNYA	1 362 994	24 449 131	4 498 430	91 108 148
<b>SUB TOTAL</b>	<b>19 189 511</b>	<b>185 173 429</b>	<b>17 909 628</b>	<b>222 580 926</b>
<b>SWEDEN</b>				
764 Telecommunication Equipments And Parts	95 457	1 298 341	12 557 853	519 928 164
782 Motor Vehicle For The Transportation Of Goods	389 276	23 806 424	4 001 896	244 588 157
251 Pulp And Waste Paper	8 134 773	99 908 816	8 148 848	96 872 641
641 Papers And Paperboards	8 441 765	52 818 037	9 007 878	58 202 005
783 Road Motor Vehicles	191 787	2 447 039	1 919 952	27 649 157
LAINNYA	4 030 208	51 323 001	25 135 692	250 769 467
<b>SUB TOTAL</b>	<b>21 283 266</b>	<b>231 601 658</b>	<b>60 772 119</b>	<b>1 198 009 591</b>
<b>FINLAND</b>				
725 Papermill/pulpmill Machinery And Paper Cutting Machines	105 471	2 332 921	6 863 686	141 158 739
641 Papers And Paperboards	1 731 928	27 376 702	1 964 297	27 374 204
764 Telecommunication Equipments And Parts	2 034	132 467	671 209	24 878 612
723 Civil Engineering And Contractor Plants And Equipments/parts	45 946	597 782	1 660 787	21 481 675

**I.6 IMPOR KOMODITI MENURUT NEGARA ASAL / IMPORT BY COUNTRY OF ORIGIN  
DAN LIMA GOLONGAN BARANG (SITC) UTAMA / AND FIVE MAJOR SITC COMMODITY GROUP  
\*\* NOVEMBER / NOVEMBER 2012 \*\***

Negara Asal/SITC/Uraian Golongan Barang <i>Country of Origin/SITC/group Description</i>	Berat Bersih / <i>Net Weight (Kg)</i>		Nilai CIF / <i>CIF Value (US\$)</i>	
	Bulan ini <i>Current month</i>	Kumulatif <i>Cum. Jan to date</i>	Bulan ini <i>Current month</i>	Kumulatif <i>Cum. Jan to date</i>
716 Rotating Electric Plants And Parts	18 980	3 191 507	161 672	20 591 033
LAINNYA	2 108 220	27 992 712	12 435 600	125 835 248
SUB TOTAL	4 012 579	61 624 091	23 757 251	361 319 511
<b>IRELAND</b>				
022 Milk,cream, And Milk Products Other Than Butter Or Cheese	604 543	6 582 993	1 766 182	17 195 210
551 Essential Oils, Perfumes, And Flavour Materials	158 444	1 177 416	1 484 798	13 680 091
542 Medicaments, Including Veterinary Medicaments	2 178	48 269	1 035 873	10 220 536
792 Aircraft And Associated Equipments And Parts	303	55 098	18 677	8 969 532
752 Automatic Data Processing Machines And Their Units	3 622	35 052	551 603	7 554 550
LAINNYA	2 545 319	25 978 298	3 002 151	46 779 033
SUB TOTAL	3 314 409	33 877 126	7 859 284	104 398 952
<b>ITALY</b>				
728 Other Machines And Equipment Specialized For Particular Industry	604 710	5 620 299	14 678 716	157 564 132
745 Other Non-electical Machinery, Tools, And Mechanical Apparatus	147 289	1 637 151	9 286 485	98 943 690
679 Tubes, Pipes, Hollow Profile, Pipe Fitting Of Iron/steel	2 646 962	36 680 194	8 622 849	79 272 893
747 Taps, Cocks, And Valves For Pipes	1 000 464	2 592 585	11 349 038	77 920 263
723 Civil Engineering And Contractor Plants And Equipments/parts	881 429	11 222 088	7 443 720	54 763 064
LAINNYA	53 775 259	361 308 673	93 536 512	914 357 147
SUB TOTAL	59 056 113	419 060 990	144 917 320	1 382 821 189
<b>SPAIN</b>				
679 Tubes, Pipes, Hollow Profile, Pipe Fitting Of Iron/steel	1 632 879	6 851 639	8 244 916	37 708 677
782 Motor Vehicle For The Transportation Of Goods	0	2 076 431	0	22 593 528
625 Rubber Tyre,tyre Cases,tyre Treads,inner Tubes, And Tyre Flaps	27 671	2 290 677	260 540	21 981 142
533 Pigments, Paints, Varnishes, And Related Materials	1 163 545	14 815 616	1 643 058	18 505 344
511 Hydrocarbon And Their Halogenated, Nitrated Derivatives	3 216 354	14 413 161	3 874 970	18 069 383
LAINNYA	3 650 779	72 937 503	26 963 680	303 025 788
SUB TOTAL	9 691 228	113 385 027	40 987 164	421 883 862
<b>PORTUGAL</b>				
845 Articles Of Apparel	5 452	71 780	304 006	4 346 938
784 Parts And Accessories Of The Motor Vehicles	19 843	155 786	310 861	2 406 333
721 Agricultural Machinery And Parts	0	124 409	0	2 381 108
744 Mechanical Handling Equipments And Parts	0	198 951	0	1 543 941
842 Women's Coats/jacket, Not Knitted	1 215	15 357	109 699	1 359 852
LAINNYA	171 883	4 676 934	798 921	13 960 775
SUB TOTAL	198 393	5 243 217	1 523 487	25 998 947
<b>ICELAND</b>				
671 Pig Iron,spiegeleisen,sponge Iron, And Ferro-alloys	0	140 000	0	480 000
041 Wheat And Meslin, Unmilled	0	861 450	0	233 453
542 Medicaments, Including Veterinary Medicaments	292	2 586	36 134	79 601
663 Mineral Manufactures	0	15 252	0	21 840
893 Article Of Plastics	0	2 235	0	13 811
LAINNYA	2	2 165	21	23 570
SUB TOTAL	294	1 023 688	36 155	852 275
<b>MONTSERRAT</b>				
776 Thermionic, Cold Cathode, And Photo Cathode Valves/tubes	2	2	355	355
LAINNYA	0	0	0	0
SUB TOTAL	2	2	355	355
<b>GREECE</b>				
263 Cotton	524 641	29 229 169	987 385	63 039 347
251 Pulp And Waste Paper	9 434 175	110 535 336	1 812 824	23 376 864
121 Tobacco, Unmanufactured And Refused	13 355	1 732 329	94 821	13 505 144
724 Textile/leather Machinery And Parts	0	86 305	0	2 221 249
771 Electric Power Machinery And Parts	21 950	169 673	301 200	2 177 052
LAINNYA	710 123	8 998 772	656 485	6 511 874
SUB TOTAL	10 704 244	150 751 584	3 852 715	110 831 530

**I.6 IMPOR KOMODITI MENURUT NEGARA ASAL / IMPORT BY COUNTRY OF ORIGIN  
DAN LIMA GOLONGAN BARANG (SITC) UTAMA / AND FIVE MAJOR SITC COMMODITY GROUP  
\*\* NOVEMBER / NOVEMBER 2012 \*\***

Negara Asal/SITC/Uraian Golongan Barang <i>Country of Origin/SITC/group Description</i>	Berat Bersih / <i>Net Weight (Kg)</i>		Nilai CIF / <i>CIF Value (US\$)</i>	
	Bulan ini <i>Current month</i>	Kumulatif <i>Cum. Jan to date</i>	Bulan ini <i>Current month</i>	Kumulatif <i>Cum. Jan to date</i>
<b>VATICAN CITY STATE</b>				
533 Pigments, Paints, Varnishes, And Related Materials	0	24 000	0	66 000
248 Wood, simply Worked And Railway Sleeper Of Wood	0	43 725	0	26 903
776 Thermionic, Cold Cathode, And Photo Cathode Valves/tubes	0	2	0	6 349
699 Manufactures Of Base Metals	0	5	0	100
747 Taps, Cocks, And Valves For Pipes	0	1	0	1
LAINNYA	0	0	0	0
<b>SUB TOTAL</b>	<b>0</b>	<b>67 733</b>	<b>0</b>	<b>99 353</b>
<b>ANDORRA</b>				
334 Petroleum Products, Refined	22 362 039	22 362 039	22 609 460	22 609 460
582 Plates, Sheets, And Film Of Plastics	0	48	0	197
748 Transmission Shafts And Cranks	0	3	0	91
653 Fabrics, Woven, Of Man-made Fibres	0	1	0	2
LAINNYA	0	0	0	0
<b>SUB TOTAL</b>	<b>22 362 039</b>	<b>22 362 091</b>	<b>22 609 460</b>	<b>22 609 750</b>
<b>LIECHTENSTEIN</b>				
772 Electrical Apparatus For Making And Breaking Electrical Circuits	915	6 934	32 606	256 960
741 Heating And Cooling Equipments And Parts	0	3 546	0	43 810
533 Pigments, Paints, Varnishes, And Related Materials	150	2 100	4 991	33 423
287 Ores And Concentrates Of Basemetals	0	30	0	8 892
699 Manufactures Of Base Metals	1	9	241	3 164
LAINNYA	30	364	1 100	8 416
<b>SUB TOTAL</b>	<b>1 096</b>	<b>12 983</b>	<b>38 938</b>	<b>354 665</b>
<b>DEMOCRATIC REP. OF THE CONGO</b>				
292 Crude Vegetable Materials	0	1 179 310	0	2 902 328
231 Natural Rubber Latex; natural Rubber And Similar Natural Gums	0	195 000	0	594 750
248 Wood, simply Worked And Railway Sleeper Of Wood	0	300 242	0	184 932
786 Trailers And Other Vehicles, Not Motorized	0	711	0	28 058
222 Oil Seeds Use For Extraction Of soft Fixed Vegetable Oils	0	27 314	0	24 327
LAINNYA	0	16 155	0	25 865
<b>SUB TOTAL</b>	<b>0</b>	<b>1 718 732</b>	<b>0</b>	<b>3 760 260</b>
<b>HUNGARY</b>				
764 Telecommunication Equipments And Parts	9 286	172 926	6 933 588	112 154 996
752 Automatic Data Processing Machines And Their Units	86	27 338	29 238	8 654 650
778 Electrical Machinery And Apparatus	3 830	215 785	147 093	4 457 873
541 Medicinal And Pharmaceutical Products	3 815	22 026	536 972	3 671 919
751 Office Machines	5 082	5 082	1 443 028	1 443 028
LAINNYA	99 771	2 711 237	1 134 952	14 657 447
<b>SUB TOTAL</b>	<b>121 870</b>	<b>3 154 394</b>	<b>10 224 871</b>	<b>145 039 913</b>
<b>POLAND</b>				
022 Milk, cream, And Milk Products Other Than Butter Or Cheese	850 000	9 630 100	1 238 618	16 395 277
515 Organo-inorganic And Heterocyclic Compounds	450	5 257 756	12 426	14 235 261
778 Electrical Machinery And Apparatus	138 856	1 402 916	936 149	10 779 881
728 Other Machines And Equipment Specialized For Particular Industry	160	115 352	4 781	8 717 859
232 Synthetic Rubber Latex, Synthetic/reclaimed Rubber	308 779	2 618 384	784 201	7 136 295
LAINNYA	6 805 208	23 931 330	6 648 625	51 753 003
<b>SUB TOTAL</b>	<b>8 103 453</b>	<b>42 955 838</b>	<b>9 624 800</b>	<b>109 017 576</b>
<b>ROMANIA</b>				
714 Engines And Motors, Non-electric And Parts	0	92 561	0	37 051 371
764 Telecommunication Equipments And Parts	9 717	23 232	1 392 933	8 794 183
679 Tubes, Pipes, Hollow Profile, Pipe Fitting Of Iron/steel	123 813	1 258 382	631 719	3 070 262
743 Pumps, Compressors, Fans, Blowers, Centrifuges, And Parts	62 653	63 045	2 381 245	2 401 115
542 Medicaments, Including Veterinary Medicaments	2 550	6 490	720 288	1 847 893
LAINNYA	28 421	1 303 646	1 011 588	9 512 336
<b>SUB TOTAL</b>	<b>227 154</b>	<b>2 747 356</b>	<b>6 137 773</b>	<b>62 677 160</b>

**I.6 IMPOR KOMODITI MENURUT NEGARA ASAL / IMPORT BY COUNTRY OF ORIGIN  
DAN LIMA GOLONGAN BARANG (SITC) UTAMA / AND FIVE MAJOR SITC COMMODITY GROUP  
\*\* NOVEMBER / NOVEMBER 2012 \*\***

Negara Asal/SITC/Uraian Golongan Barang <i>Country of Origin/SITC/group Description</i>	Berat Bersih / <i>Net Weight (Kg)</i>		Nilai CIF / <i>CIF Value (US\$)</i>	
	Bulan ini <i>Current month</i>	Kumulatif <i>Cum. Jan to date</i>	Bulan ini <i>Current month</i>	Kumulatif <i>Cum. Jan to date</i>
<b>BULGARIA</b>				
891 Arms And Ammunitions	0	307 915	0	6 050 119
075 Spices	1 305 123	12 485 128	529 184	4 459 322
772 Electrical Apparatus For Making And Breaking Electrical Circuits	5 637	107 850	202 092	3 148 644
737 Metalworking Machinery And Parts	42 812	339 774	406 700	2 117 361
081 Feeding Stuff For Animals	38 000	447 000	146 539	1 579 844
LAINNYA	137 843	5 530 328	830 597	8 724 933
SUB TOTAL	1 529 415	19 217 995	2 115 112	26 080 223
<b>SERBIA</b>				
746 Ball Or Roller Bearings	175	1 271	248	10 170
737 Metalworking Machinery And Parts	48	48	175	175
764 Telecommunication Equipments And Parts	1	1	37	37
772 Electrical Apparatus For Making And Breaking Electrical Circuits	0	1	0	21
778 Electrical Machinery And Apparatus	0	1	0	9
LAINNYA	1	1	6	6
SUB TOTAL	225	1 323	466	10 418
<b>ALBANIA</b>				
671 Pig Iron,spiegeleisen,sponge Iron, And Ferro-alloys	0	275 775	0	465 397
845 Articles Of Apparel	80	777	5 083	46 057
851 Footwears	117	887	6 101	34 301
098 Edible Products And Preparations	0	145	0	1 482
551 Essential Oils, Perfumes, And Flavour Materials	0	30	0	729
LAINNYA	0	3	0	551
SUB TOTAL	197	277 617	11 184	548 517
<b>ARMENIA</b>				
893 Article Of Plastics	0	29 870	0	124 511
598 Miscellaneous Chemical Products	0	925	0	18 674
694 Nails, Screws, Nuts, Bolts, Rivets Of Iron/steel Or Copper	0	944	0	9 666
745 Other Non-electical Machinery, Tools, And Mechanical Apparatus	0	44	0	6 289
899 Other Miscellaneous Manufactured Articles	90	90	5 852	5 852
LAINNYA	0	496	0	4 900
SUB TOTAL	90	32 369	5 852	169 892
<b>AZERBAIJAN</b>				
333 Petroleum Oil, Crude	0	1 330 437 568	0	1 124 831 547
891 Arms And Ammunitions	0	472	0	6 043
871 Optical Instrument And Apparatus	0	54	0	709
699 Manufactures Of Base Metals	0	25	0	331
893 Article Of Plastics	0	8	0	92
LAINNYA	0	6	0	69
SUB TOTAL	0	1 330 438 133	0	1 124 838 791
<b>BELARUS</b>				
562 Fertilizers, Manufactured	3 000 000	129 332 448	1 462 500	68 078 134
625 Rubber Tyre,tyre Cases,tyre Treads,inner Tubes, And Tyre Flaps	30 995	2 000 685	236 864	13 829 220
782 Motor Vehicle For The Transportation Of Goods	0	169 000	0	1 503 715
848 Articles Of Apparel And Clothing Accessories Of Other Than Textile Fab	515	524	493 704	493 744
811 Prefabricated Buildings	230	364	219 893	223 585
LAINNYA	1 583	26 260	152 769	578 525
SUB TOTAL	3 033 323	131 529 281	2 565 730	84 706 923
<b>KAZAKHSTAN</b>				
673 Flat Rolled Products, Not Clad	0	37 791 203	0	25 457 199
686 Zinc	670 522	9 741 586	1 397 230	20 061 933
685 Lead	1 081 723	2 180 888	2 600 746	5 032 447
041 Wheat And Meslin, Unmilled	0	1 037 440	0	350 655
759 Parts And Accessories For Machine Of Heading 751 Or 752	0	104	0	91 123
LAINNYA	134	25 352	23 068	117 364
SUB TOTAL	1 752 379	50 776 573	4 021 044	51 110 721

**I.6 IMPOR KOMODITI MENURUT NEGARA ASAL / IMPORT BY COUNTRY OF ORIGIN  
DAN LIMA GOLONGAN BARANG (SITC) UTAMA / AND FIVE MAJOR SITC COMMODITY GROUP  
\*\* NOVEMBER / NOVEMBER 2012 \*\***

Negara Asal/SITC/Uraian Golongan Barang <i>Country of Origin/SITC/group Description</i>	Berat Bersih / <i>Net Weight (Kg)</i>		Nilai CIF / <i>CIF Value (US\$)</i>	
	Bulan ini <i>Current month</i>	Kumulatif <i>Cum. Jan to date</i>	Bulan ini <i>Current month</i>	Kumulatif <i>Cum. Jan to date</i>
<b>KYRGYZSTAN</b>				
682 Copper	0	37 357	0	346 514
728 Other Machines And Equipment Specialized For Particular Industry	0	1 850	0	253 011
121 Tobacco, Unmanufactured And Refused	0	39 537	0	156 169
657 Special Yarns, textile Fabrics	0	8 475	0	138 835
687 Tin	0	5 040	0	110 300
LAINNYA	21 917	129 502	95 347	437 894
<b>SUB TOTAL</b>	<b>21 917</b>	<b>221 761</b>	<b>95 347</b>	<b>1 442 723</b>
<b>MOLDOVA, REPUBLIC OF</b>				
893 Article Of Plastics	3 590	16 887	43 473	264 759
845 Articles Of Apparel	851	5 639	32 120	178 873
842 Women's Coats/jacket, Not Knitted	309	3 611	12 028	130 991
844 Women's Coats/jackets, Knitted	346	2 260	14 500	73 670
841 Men's Coats/jackets, Not Knitted	0	31	0	2 219
LAINNYA	0	175	0	2 798
<b>SUB TOTAL</b>	<b>5 096</b>	<b>28 603</b>	<b>102 121</b>	<b>653 310</b>
<b>TAJKISTAN</b>				
684 Alumunium	0	3 612 186	0	7 591 703
582 Plates, Sheets, And Film Of Plastics	0	16 306	0	32 612
LAINNYA	0	0	0	0
<b>SUB TOTAL</b>	<b>0</b>	<b>3 628 492</b>	<b>0</b>	<b>7 624 315</b>
<b>TURKMENISTAN</b>				
263 Cotton	99 368	693 345	168 683	1 213 663
841 Men's Coats/jackets, Not Knitted	97	1 287	3 740	51 104
842 Women's Coats/jacket, Not Knitted	0	98	0	3 957
845 Articles Of Apparel	0	405	0	3 897
848 Articles Of Apparel And Clothing Accessories Of Other Than Textile Fab	0	6	0	155
LAINNYA	0	0	0	0
<b>SUB TOTAL</b>	<b>99 465</b>	<b>695 141</b>	<b>172 423</b>	<b>1 272 776</b>
<b>UKRAINE</b>				
672 Ingots And Other Iron/steel In Primary Forms	40 440 989	764 700 904	21 802 525	473 436 057
673 Flat Rolled Products, Not Clad	12 964 093	137 657 599	9 455 071	108 002 105
562 Fertilizers, Manufactured	504 000	180 234 385	383 988	52 956 844
671 Pig Iron, spiegeleisen, sponge Iron, And Ferro-alloys	5 085 150	25 191 613	2 069 656	11 710 950
046 Meal And Flour Of Wheat And Flour Of Meslin	7 655 000	30 228 150	2 766 078	10 557 683
LAINNYA	14 136 974	81 047 898	5 803 290	32 969 379
<b>SUB TOTAL</b>	<b>80 786 206</b>	<b>1 219 060 549</b>	<b>42 280 608</b>	<b>689 633 018</b>
<b>UZBEKISTAN</b>				
263 Cotton	0	97 894	0	165 101
784 Parts And Accessories Of The Motor Vehicles	0	3 905	0	74 252
713 Internal Combustion Piston Engines And Parts	3 020	3 020	59 614	59 614
776 Thermionic, Cold Cathode, And Photo Cathode Valves/tubes	0	396	0	18 966
723 Civil Engineering And Contractor Plants And Equipments/parts	0	26	0	1 880
LAINNYA	0	1	0	11
<b>SUB TOTAL</b>	<b>3 020</b>	<b>105 242</b>	<b>59 614</b>	<b>319 824</b>
<b>LITHUANIA</b>				
562 Fertilizers, Manufactured	0	38 006 870	0	12 354 466
022 Milk, cream, And Milk Products Other Than Butter Or Cheese	100 000	2 275 000	145 000	3 178 535
282 Waste And Scrap Metal Of Iron/steel	0	3 508 830	0	1 635 932
842 Women's Coats/jacket, Not Knitted	102	1 322	13 035	153 479
728 Other Machines And Equipment Specialized For Particular Industry	0	5 763	0	116 129
LAINNYA	9 071	176 574	7 234	362 930
<b>SUB TOTAL</b>	<b>109 173</b>	<b>43 974 359</b>	<b>165 269</b>	<b>17 801 471</b>
<b>LATVIA</b>				
625 Rubber Tyre, tyre Cases, tyre Treads, inner Tubes, And Tyre Flaps	0	314 430	0	3 132 000
282 Waste And Scrap Metal Of Iron/steel	528 120	1 553 900	227 092	700 327

**I.6 IMPOR KOMODITI MENURUT NEGARA ASAL / IMPORT BY COUNTRY OF ORIGIN  
DAN LIMA GOLONGAN BARANG (SITC) UTAMA / AND FIVE MAJOR SITC COMMODITY GROUP  
\*\* NOVEMBER / NOVEMBER 2012 \*\***

Negara Asal/SITC/Uraian Golongan Barang <i>Country of Origin/SITC/group Description</i>	Berat Bersih / <i>Net Weight (Kg)</i>		Nilai CIF / <i>CIF Value (US\$)</i>	
	Bulan ini <i>Current month</i>	Kumulatif <i>Cum. Jan to date</i>	Bulan ini <i>Current month</i>	Kumulatif <i>Cum. Jan to date</i>
232 Synthetic Rubber Latex, Synthetic/reclaimed Rubber	64 800	167 850	245 592	642 735
699 Manufactures Of Base Metals	0	26 286	0	186 661
764 Telecommunication Equipments And Parts	0	907	0	177 481
LAINNYA	977	174 617	50 115	619 300
<b>SUB TOTAL</b>	<b>593 897</b>	<b>2 237 990</b>	<b>522 799</b>	<b>5 458 504</b>
<b>ESTONIA</b>				
764 Telecommunication Equipments And Parts	871	200 794	31 270	85 580 068
641 Papers And Paperboards	0	1 032 437	0	1 131 252
282 Waste And Scrap Metal Of Iron/steel	0	1 979 735	0	913 568
525 Radioactive And Associated Materials	20 000	40 000	255 000	559 200
772 Electrical Apparatus For Making And Breaking Electrical Circuits	64	2 666	1 695	143 046
LAINNYA	45 395	759 673	54 640	784 730
<b>SUB TOTAL</b>	<b>66 330</b>	<b>4 015 305</b>	<b>342 605</b>	<b>89 111 864</b>
<b>GEORGIA</b>				
684 Alumunium	0	987 360	0	2 133 586
523 Metallicsalts And Peroxysalts	105 000	464 441	472 500	2 047 145
282 Waste And Scrap Metal Of Iron/steel	0	2 433 010	0	1 081 031
778 Electrical Machinery And Apparatus	16	14 566	664	620 550
098 Edible Products And Preparations	4 256	18 333	65 220	288 540
LAINNYA	1 326	87 970	85 508	597 901
<b>SUB TOTAL</b>	<b>110 598</b>	<b>4 005 680</b>	<b>623 892</b>	<b>6 768 753</b>
<b>CROATIA</b>				
121 Tobacco, Unmanufactured And Refused	0	396 000	0	1 879 218
737 Metalworking Machinery And Parts	16 497	242 824	61 764	1 537 346
791 Railway Vehicles And Associated Equipments	400	4 085	111 463	1 278 220
248 Wood, simply Worked And Railway Sleeper Of Wood	135 999	516 138	96 506	399 071
778 Electrical Machinery And Apparatus	2 815	4 446	174 275	289 712
LAINNYA	24 878	400 461	86 331	952 503
<b>SUB TOTAL</b>	<b>180 589</b>	<b>1 563 954</b>	<b>530 339</b>	<b>6 336 070</b>
<b>BOSNIA AND HERZEGOVINA</b>				
121 Tobacco, Unmanufactured And Refused	0	79 200	0	373 032
641 Papers And Paperboards	0	209 734	0	127 514
851 Footwears	0	189	0	24 874
725 Papermill/pulpmill Machinery And Paper Cutting Machines	0	600	0	9 490
699 Manufactures Of Base Metals	0	115	0	6 606
LAINNYA	28	420	1 021	14 674
<b>SUB TOTAL</b>	<b>28</b>	<b>290 258</b>	<b>1 021</b>	<b>556 190</b>
<b>MALTA</b>				
542 Medicaments, Including Veterinary Medicaments	0	1 705	0	587 084
778 Electrical Machinery And Apparatus	200	2 632	28 256	334 483
579 Waste And Scrap Of Plastics	0	393 332	0	264 832
251 Pulp And Waste Paper	0	681 795	0	152 355
773 Equipment For Distributing Electricity	0	3 672	0	31 034
LAINNYA	687	25 789	18 339	182 898
<b>SUB TOTAL</b>	<b>887</b>	<b>1 108 925</b>	<b>46 595</b>	<b>1 552 686</b>
<b>SLOVAKIA</b>				
514 Nitrogen-function Compounds	80 000	1 015 000	124 800	1 637 150
778 Electrical Machinery And Apparatus	2 596	74 648	110 594	954 102
773 Equipment For Distributing Electricity	21	101 299	1 529	932 650
737 Metalworking Machinery And Parts	11	34 463	1 211	403 116
772 Electrical Apparatus For Making And Breaking Electrical Circuits	746	5 000	82 009	331 465
LAINNYA	53 400	853 688	526 189	4 274 012
<b>SUB TOTAL</b>	<b>136 774</b>	<b>2 084 098</b>	<b>846 332</b>	<b>8 532 495</b>
<b>SLOVENIA</b>				
737 Metalworking Machinery And Parts	0	387 569	0	1 599 065
728 Other Machines And Equipment Specialized For Particular Industry	508	73 207	24 691	1 380 705

**I.6 IMPOR KOMODITI MENURUT NEGARA ASAL / IMPORT BY COUNTRY OF ORIGIN  
DAN LIMA GOLONGAN BARANG (SITC) UTAMA / AND FIVE MAJOR SITC COMMODITY GROUP  
\*\* NOVEMBER / NOVEMBER 2012 \*\***

Negara Asal/SITC/Uraian Golongan Barang <i>Country of Origin/SITC/group Description</i>	Berat Bersih / <i>Net Weight (Kg)</i>		Nilai CIF / <i>CIF Value (US\$)</i>	
	Bulan ini <i>Current month</i>	Kumulatif <i>Cum. Jan to date</i>	Bulan ini <i>Current month</i>	Kumulatif <i>Cum. Jan to date</i>
598 Miscellaneous Chemical Products	0	179 272	0	1 343 299
542 Medicaments, Including Veterinary Medicaments	2 627	8 053	341 614	1 196 846
711 Steam And Other Vapour Generating Boilers And Parts	27 900	274 949	116 301	1 110 067
LAINNYA	67 392	733 517	328 923	6 506 085
<b>SUB TOTAL</b>	<b>98 427</b>	<b>1 656 567</b>	<b>811 529</b>	<b>13 136 067</b>
<b>CZECH REPUBLIC</b>				
251 Pulp And Waste Paper	5 004 519	28 154 487	4 279 942	23 739 817
764 Telecommunication Equipments And Parts	13 336	576 348	407 858	14 932 610
772 Electrical Apparatus For Making And Breaking Electrical Circuits	40 073	260 860	1 196 021	8 087 299
744 Mechanical Handling Equipments And Parts	78 868	289 877	349 239	5 625 390
743 Pumps, Compressors, Fans, Blowers, Centrifuges, And Parts	16 291	195 656	346 782	3 964 013
LAINNYA	1 398 774	11 899 060	4 751 863	41 778 650
<b>SUB TOTAL</b>	<b>6 551 861</b>	<b>41 376 288</b>	<b>11 331 705</b>	<b>98 127 779</b>
<b>SOUTH GEORGIA AND THE SOUTH SA</b>				
575 Other Plastics In Primary Forms	0	2 000	0	4 760
728 Other Machines And Equipment Specialized For Particular Industry	0	70	0	690
743 Pumps, Compressors, Fans, Blowers, Centrifuges, And Parts	21	21	475	475
749 Non-electric Parts And Accessories Of Machineries	0	4	0	112
679 Tubes, Pipes, Hollow Profile, Pipe Fitting Of Iron/steel	0	3	0	102
LAINNYA	0	1	0	16
<b>SUB TOTAL</b>	<b>21</b>	<b>2 099</b>	<b>475</b>	<b>6 155</b>
<b>REP. OF MACEDONIA</b>				
121 Tobacco, Unmanufactured And Refused	0	59 556	0	547 827
842 Women's Coats/jacket, Not Knitted	31	287	1 865	16 150
727 Food Processing Machines And Parts	0	1 800	0	11 900
845 Articles Of Apparel	0	16	0	2 708
844 Women's Coats/jackets, Knitted	0	68	0	2 385
LAINNYA	0	806	0	4 099
<b>SUB TOTAL</b>	<b>31</b>	<b>62 533</b>	<b>1 865</b>	<b>585 069</b>
<b>FAEROE ISLANDS</b>				
629 Articles Of Rubbers	0	1	0	17
LAINNYA	0	0	0	0
<b>SUB TOTAL</b>	<b>0</b>	<b>1</b>	<b>0</b>	<b>17</b>
<b>RUSSIA FEDERATION</b>				
672 Ingots And Other Iron/steel In Primary Forms	189 243 328	1 829 464 378	96 077 442	1 071 837 783
334 Petroleum Products, Refined	0	379 021 429	0	371 929 358
562 Fertilizers, Manufactured	65 479 443	759 867 269	31 924 274	365 044 582
333 Petroleum Oil, Crude	0	292 019 958	0	238 248 422
278 Other Crude Minerals	8 812 000	105 733 946	5 293 255	59 624 891
LAINNYA	50 865 170	266 371 235	28 553 769	252 178 738
<b>SUB TOTAL</b>	<b>314 399 941</b>	<b>3 632 478 215</b>	<b>161 848 740</b>	<b>2 358 863 774</b>

**I.7 IMPOR KOMODITI TERTENTU MENURUT NEGARA ASAL UTAMA  
CERTAIN COMMODITIES IMPORT BY MAIN COUNTRY OF ORIGIN**

\*\* NOVEMBER / NOVEMBER 2012 \*\*

Komoditi Commodity	Negara Asal Country of Origin	Berat Bersih / Net Weight (Kg)		Nilai CIF / CIF Value (US\$)	
		Bulan ini Current month	Kumulatif Cum. Jan to date	Bulan ini Current month	Kumulatif Cum. Jan to date
Beras	VIET NAM	179 125 000	701 889 335	84 263 230	384 154 119
	THAILAND	7 950 000	306 977 697	4 842 702	181 142 375
	INDIA	6 685 002	187 450 724	2 840 811	89 994 043
	PAKISTAN	25 925 000	113 889 000	10 247 854	44 811 102
	CHINA	0	3 099 295	0	11 205 553
	OTHERS	305 639	13 396 318	289 679	7 938 276
	Sub Total		219 990 641	1 326 702 369	102 484 276
Jagung	INDIA	85 720 890	1 071 545 111	25 805 787	302 101 754
	ARGENTINA	43 029 802	263 283 684	14 279 079	81 612 553
	PAKISTAN	1 965 390	141 424 622	593 548	44 520 341
	BRAZIL	36 300 568	68 075 233	11 587 874	21 048 266
	UNITED STATES	0	44 132 894	0	15 738 009
	OTHERS	654 607	7 923 774	383 384	4 851 188
	Sub Total		167 671 257	1 596 385 318	52 649 672
Kedelai	UNITED STATES	212 202 693	1 611 038 004	142 121 206	999 395 742
	MALAYSIA	2 724 220	53 056 956	2 407 254	44 725 053
	SOUTH AFRICA	0	31 526 260	0	17 312 961
	URUGUAY	0	7 616 265	0	5 200 963
	CANADA	60 720	7 531 500	52 157	4 513 430
	OTHERS	1 649 213	6 172 774	997 315	3 885 366
	Sub Total		216 636 846	1 716 941 759	145 577 932
Biji Gandum dan Meslin	AUSTRALIA	493 137 640	4 264 150 262	182 184 226	1 424 666 130
	CANADA	6 500 000	796 868 371	2 798 250	335 009 806
	UNITED STATES	54 077 549	668 444 611	19 862 419	248 625 538
	INDIA	4 110 759	85 924 440	1 356 184	26 852 452
	RUSSIA FEDERATION	1 698 480	34 649 513	602 961	12 611 159
	OTHERS	18 006 063	53 566 271	6 332 436	17 741 980
	Sub Total		577 530 491	5 903 603 468	213 136 476
Tepung terigu	TURKEY	18 107 518	223 609 518	6 920 616	76 985 770
	SRI LANKA	13 618 000	164 910 100	5 840 706	75 886 927
	UKRAINE	7 655 000	30 228 150	2 766 078	10 557 683
	BELGIUM	475 000	9 675 000	249 157	4 329 176
	AUSTRALIA	553	9 787 196	3 034	4 004 673
	OTHERS	2 911 276	18 376 926	1 233 087	7 472 066
	Sub Total		42 767 347	456 586 890	17 012 678
Gula Pasir	THAILAND	0	36 360 000	0	23 224 165
	AUSTRALIA	500 035	8 663 857	387 335	7 487 454
	KOREA, REPUBLIC OF	729 600	6 440 111	547 072	5 039 950
	MALAYSIA	400 000	5 300 093	261 088	3 752 049
	NEW ZEALAND	340 014	2 140 465	270 012	1 741 350
	OTHERS	2 005 840	5 554 720	1 105 199	3 391 701
	Sub Total		3 975 489	64 459 246	2 570 706
Gula Tebu	THAILAND	68 830 000	1 427 668 949	40 157 096	860 439 289
	BRAZIL	261 035 766	809 388 831	142 564 124	446 735 148
	AUSTRALIA	42 500 000	175 500 000	24 447 320	108 230 520
	SOUTH AFRICA	18 000 000	36 000 000	11 700 900	23 401 800
	PHILIPPINES	0	12 853 304	0	7 504 627
	OTHERS	2 068	995 368	15 489	625 375
	Sub Total		390 367 834	2 462 406 452	218 884 929



**I.7 IMPOR KOMODITI TERTENTU MENURUT NEGARA ASAL UTAMA**  
**CERTAIN COMMODITIES IMPORT BY MAIN COUNTRY OF ORIGIN**  
**\*\* NOVEMBER / NOVEMBER 2012 \*\***

Komoditi Commodity	Negara Asal Country of Origin	Berat Bersih / Net Weight (Kg)		Nilai CIF / CIF Value (US\$)	
		Bulan ini Current month	Kumulatif Cum. Jan to date	Bulan ini Current month	Kumulatif Cum. Jan to date
Daging Sejenis Lembu	AUSTRALIA	3 096 465	26 547 264	12 070 470	101 614 934
	NEW ZEALAND	281 939	9 095 891	1 075 536	33 852 830
	UNITED STATES	35 167	1 274 524	412 320	6 423 243
	SINGAPORE	0	145	0	1 113
	OTHERS	0	0	0	0
	Sub Total	3 413 571	36 917 824	13 558 326	141 892 120
Daging Ayam	MALAYSIA	0	6 461	0	29 192
	BELGIUM	115	336	1 931	5 593
	OTHERS	- 3 413 571	- 36 917 824	- 13 558 326	- 141 892 120
	Sub Total	115	6 797	1 931	34 785
Garam	AUSTRALIA	77 010 000	1 570 041 000	3 583 269	77 334 253
	INDIA	47 250 000	518 481 000	1 972 688	23 384 307
	NEW ZEALAND	72 000	1 550 000	29 376	586 246
	CHINA	840 000	5 980 918	95 520	474 644
	GERMANY, FED. REP. OF	89 022	428 385	67 886	346 343
	OTHERS	119 277	604 689	40 933	226 264
	Sub Total	125 380 299	2 097 085 992	5 789 672	102 352 057
Mentega	NEW ZEALAND	755 023	9 168 866	2 496 603	35 457 389
	BELGIUM	60 480	1 857 550	343 580	11 343 585
	AUSTRALIA	192 850	1 073 071	655 288	4 079 598
	FRANCE	40 915	628 299	255 968	3 933 203
	NETHERLANDS	0	345 110	0	1 754 122
	OTHERS	12	46 668	282	101 556
	Sub Total	1 049 280	13 119 564	3 751 721	56 669 453
Minyak Goreng	MALAYSIA	1 377 460	15 747 800	2 032 682	23 937 796
	VIET NAM	630 290	2 468 323	885 542	3 519 436
	SINGAPORE	77 586	1 279 888	136 278	2 063 893
	THAILAND	0	820 600	0	1 235 841
	UNITED STATES	18 325	491 215	43 043	1 084 292
	OTHERS	55 977	811 590	89 434	1 299 798
	Sub Total	2 159 638	21 619 416	3 186 979	33 141 056
Susu	NEW ZEALAND	6 100 387	62 681 544	17 946 222	218 475 829
	UNITED STATES	1 212 175	34 106 145	3 467 536	103 622 777
	AUSTRALIA	3 361 075	29 436 009	10 311 379	96 706 684
	SINGAPORE	620	3 462 323	5 413	39 104 224
	FRANCE	1 324 318	11 167 976	3 650 700	32 954 870
	OTHERS	2 947 816	48 762 155	7 583 806	168 297 166
	Sub Total	14 946 391	189 616 152	42 965 056	659 161 550
Bawang Merah	THAILAND	166 558	32 725 496	57 396	16 267 252
	VIET NAM	0	32 470 892	0	14 587 269
	INDIA	138 300	22 642 095	43 134	7 482 423
	PHILIPPINES	0	5 311 540	0	2 426 098
	MALAYSIA	80 523	680 129	88 039	552 818
	OTHERS	0	2 038 175	0	867 260
	Sub Total	385 381	95 868 327	188 569	42 183 120

**I.7 IMPOR KOMODITI TERTENTU MENURUT NEGARA ASAL UTAMA  
CERTAIN COMMODITIES IMPORT BY MAIN COUNTRY OF ORIGIN**

\*\* NOVEMBER / NOVEMBER 2012 \*\*

Komoditi Commodity	Negara Asal Country of Origin	Berat Bersih / Net Weight (Kg)		Nilai CIF / CIF Value (US\$)	
		Bulan ini Current month	Kumulatif Cum. Jan to date	Bulan ini Current month	Kumulatif Cum. Jan to date
Bawang putih	CHINA	30 736 458	391 455 368	19 348 150	227 374 966
	INDIA	0	3 424 619	0	1 700 331
	MALAYSIA	0	1 124 747	0	1 085 261
	PAKISTAN	0	203 000	0	81 200
	THAILAND	0	57 862	0	36 871
	OTHERS	0	38 165	0	37 782
	Sub Total		30 736 458	396 303 761	19 348 150
Kelapa	THAILAND	68 182	930 116	65 560	902 098
	SINGAPORE	0	480 595	0	683 016
	INDONESIA	0	88 500	0	156 197
	AUSTRALIA	16 445	16 519	60 385	60 711
	PHILIPPINES	0	11 302	0	23 659
	OTHERS	0	893	0	1 058
Sub Total		84 627	1 527 925	125 945	1 826 739
Kelapa Sawit	PAPUA NEW GUINEA	1 890	5 196	282 180	764 586
	COSTA RICA	753	753	154 000	154 000
	MALAYSIA	93	233	61 315	147 606
	TAIWAN	280 000	280 000	132 511	132 511
	SINGAPORE	0	20 000	0	1 600
	OTHERS	0	0	0	0
	Sub Total		282 736	306 182	630 006
Lada	MALAYSIA	56 134	3 549 491	75 893	6 051 031
	VIET NAM	2 971	460 955	21 517	3 192 127
	INDIA	243	44 470	3 749	358 219
	UNITED STATES	0	24 254	0	130 349
	JAPAN	0	19 863	0	89 410
	OTHERS	513	107 602	6 505	212 943
	Sub Total		59 861	4 206 635	107 664
Teh	VIET NAM	1 734 174	14 215 847	1 939 851	13 816 415
	KENYA	331 190	1 975 300	1 115 147	6 091 934
	INDIA	225 423	1 157 486	539 567	2 252 253
	SRI LANKA	49 352	327 918	308 084	2 063 728
	UNITED KINGDOM	1 222	21 453	73 762	1 306 922
	OTHERS	470 160	4 681 301	509 747	4 909 312
	Sub Total		2 811 521	22 379 305	4 486 158
Kopi	VIET NAM	956 205	45 945 121	1 988 907	92 720 092
	BRAZIL	211 200	1 939 200	765 087	9 180 202
	SINGAPORE	0	667 991	0	2 818 878
	CHINA	10 500	655 554	53 400	2 024 924
	UNITED STATES	25 644	350 776	113 238	1 504 434
	OTHERS	491 384	2 010 188	1 062 828	6 380 511
	Sub Total		1 694 933	51 568 830	3 983 460
Cengkeh	MADAGASCAR	28 944	5 460 225	244 232	83 916 746
	TANZANIA, UNITED REPUBLIC OF	0	1 468 298	0	24 516 969
	SINGAPORE	0	139 757	0	1 717 703
	COMOROS	0	50 438	0	546 279
	OTHERS	0	0	0	0
	Sub Total		28 944	7 118 718	244 232

**I.7 IMPOR KOMODITI TERTENTU MENURUT NEGARA ASAL UTAMA  
CERTAIN COMMODITIES IMPORT BY MAIN COUNTRY OF ORIGIN**

**\*\* NOVEMBER / NOVEMBER 2012 \*\***

Komoditi Commodity	Negara Asal Country of Origin	Berat Bersih / Net Weight (Kg)		Nilai CIF / CIF Value (US\$)	
		Bulan ini Current month	Kumulatif Cum. Jan to date	Bulan ini Current month	Kumulatif Cum. Jan to date
Kakao	COTE D'IVOIRE	326 521	5 514 147	849 658	14 115 395
	PAPUA NEW GUINEA	1 035 000	5 085 000	2 702 742	12 778 105
	CAMEROON	400 176	3 597 725	1 065 350	9 957 129
	GHANA	0	3 000 000	0	8 310 149
	MALAYSIA	200 200	2 070 706	623 921	5 997 488
	OTHERS	101 489	3 775 411	267 931	9 373 606
	Sub Total		2 063 386	23 042 989	5 509 602
Cabe (segar-dingin)	VIET NAM	0	1 628 757	0	1 442 193
	CHINA	39 710	724 743	111 900	796 880
	INDIA	0	434 025	0	313 667
	THAILAND	0	31 960	0	29 452
	AUSTRALIA	0	2 302	0	7 305
	OTHERS	0	0	0	0
	Sub Total		39 710	2 821 787	111 900
Cabe (kering-tumbuk)	INDIA	832 541	14 186 136	780 947	12 535 478
	CHINA	83 049	2 639 013	93 266	3 767 612
	MALAYSIA	224 704	1 019 617	189 245	871 788
	THAILAND	4 940	151 070	85 203	673 957
	GERMANY, FED. REP. OF	0	22 444	0	129 175
	OTHERS	11 756	185 636	42 365	395 162
	Sub Total		1 156 990	18 203 916	1 191 026
Cabe (awet sementara)	THAILAND	248 288	1 746 433	246 480	1 828 371
	CHINA	211 422	211 422	210 365	210 365
	INDIA	39 000	316 450	24 960	202 472
	VIET NAM	0	74 940	0	68 459
	TURKEY	0	305	0	748
	OTHERS	105	105	630	630
	Sub Total		498 815	2 349 655	482 435
Tembakau	CHINA	4 562 473	57 762 058	22 451 698	251 910 567
	INDIA	290 640	13 379 876	1 356 793	60 910 400
	TURKEY	348 495	6 391 664	1 308 770	39 380 502
	BRAZIL	1 376 568	6 108 282	8 182 933	38 968 835
	ITALY	192 840	7 064 661	675 880	36 578 283
	OTHERS	2 409 189	33 774 840	14 264 699	169 364 530
	Sub Total		9 180 205	124 481 381	48 240 773
Ubi Kayu	THAILAND	0	6 185 232	0	1 620 531
	CHINA	0	5 057 646	0	1 279 584
	VIET NAM	0	2 048 461	0	519 023
	OTHERS	0	0	0	0
	Sub Total		0	13 291 339	0

**K1. IMPOR KAWASAN BERIKAT / BOUND ZONE IMPORT**  
**MENURUT GOLONGAN BARANG 2 DIJIT HS / BY COMMODITY 2 DIGITS HS**  
**\*\* NOVEMBER / NOVEMBER 2012 \*\***

HS Uraian Golongan Barang Uraian Golongan Barang	Berat Bersih / Net Weight (Kg)		Nilai CIF / CIF Value (US\$)	
	Bulan ini Current month	Kumulatif Cum. Jan to date	Bulan ini Current month	Kumulatif Cum. Jan to date
01 Live animals	18	18	1 477	1 477
02 Meat and edible meat offal	115	828	1 931	14 826
03 Fish and crustaceans	1 246 379	21 569 966	4 992 788	82 341 313
04 Dairy products, bird's eggs, natural honey	203 650	6 686 710	370 331	24 209 564
05 Products of animal origin	61 296	955 126	1 325 018	29 145 276
06 Live trees and other plants	150	2 935	3 600	39 265
07 Edible vegetables and certain roots and tubers	0	30 510	0	74 348
08 Edible fruits and nuts	901	377 198	6 079	809 719
09 Coffee, tea, mate, and spices	527 101	4 994 704	974 157	15 702 724
10 Cereals	21 048 361	278 606 433	7 830 088	90 964 691
11 Products of the milling industry; malt, starches	10 686 219	174 716 963	4 884 424	78 923 044
12 Oil seeds and oleaginous fruits; grains, seed, and fruits	1 200	1 228 092	22 080	3 097 641
13 Lac; gums; resins and other vegetable saps and extracts	5 131	146 839	18 373	945 491
14 Vegetable plaiting materials; vegetable products	227	2 762	1 074	17 804
15 Animal or vegetable oils/fats and their cleavage products	524 175	5 779 242	870 038	9 713 972
16 Preparations of meat/fish/crustaceans/molluscs or other aquatic inverte	53 320	670 636	536 506	4 689 163
17 Sugar and sugar confectionery	177 773 421	1 657 562 367	97 019 103	944 723 604
18 Cocoa and cocoa preparations	1 328	23 051	57 274	416 688
19 Preparations of cereals, flour, starch or milk; pastrycooks' products	76 319	807 766	165 827	1 832 086
20 Preparations of vegetables, fruits, nuts or other part of plants	38 385	252 827	60 028	326 617
21 Miscellaneous edible preparations	163 903	735 341	421 012	1 935 392
22 Beverages, spirit, and vinegar	168 251	1 612 678	1 418 263	12 782 829
23 Residues and waste from the food industries	47	2 579 636	304	459 511
24 Tobacco and manufactured tobacco substitutes	514 213	21 912 606	4 271 423	151 463 061
25 Salts; sulphur; earths and stone; plastering materials, lime and cemen	22 304 337	393 437 272	5 366 228	76 442 113
26 Ores, slag, and ash	124 045	3 796 343	61 431	3 640 743
27 Mineral fuels, mineral oils and products of their distillation	40 164 718	103 828 138	38 873 150	115 807 531
28 Inorganic chemicals	8 118 595	200 736 292	14 310 659	247 487 241
29 Organic chemicals	17 387 234	236 197 021	27 684 963	331 163 979
30 Pharmaceutical products	10 827	48 154	78 675	1 890 212
31 Fertilizers	531 417	9 429 561	270 121	4 787 562
32 Tanning or dyeing extracts	2 428 319	26 906 450	12 206 493	150 337 565
33 Essential oils and resinoids; perfumery, cosmetic or toilet preparatio	65 849	1 043 595	1 232 566	14 325 348
34 Soap, organic surface-active agents, washing, and lubricating prepara	974 516	11 596 734	3 643 215	43 689 422
35 Albuminoidal substances; modified starches; glues; enzymes	916 054	39 269 765	4 038 375	61 859 695
36 Explosives; pyrotechnic products; matches; certain combustible prepara	1 674	186 074	6 350	3 885 727
37 Photographic and cinematographic goods	88 645	2 457 448	242 309	3 024 581
38 Miscellaneous chemical products	4 799 466	39 257 062	11 161 004	129 726 016
39 Plastics and articles thereof	50 783 887	547 929 149	106 115 669	1 275 325 481
40 Rubber and articles thereof	12 065 904	127 666 605	38 358 351	422 344 639
41 Raw hides, skins, and leather	2 979 030	25 333 407	26 358 991	254 902 354
42 Articles of leather; saddlery and harness; travel goods and similar co	68 601	711 536	893 741	11 565 792
43 Furskins and artificial fur; manufactures thereof	795	31 675	24 936	1 675 256
44 Wood and articles of wood; wood charcoal	10 155 597	124 941 147	6 905 919	84 336 410
45 Cork and articles of cork	14 636	122 705	180 950	1 226 236
46 Manufactured of straw or other plaiting materials; basketware and wick	3 574	57 632	14 311	239 704
47 Pulp of wood or of other fibrous cellulosic material; recovered paper/	10 616 097	196 008 961	9 269 838	176 474 381
48 Paper and paperboard; articles of paper pulp or of paper/paperboard	8 299 766	89 109 488	27 377 862	322 222 077
49 Printed books, newspapers, pictures, and other products of printing in	63 429	799 058	1 455 040	16 687 204
50 Silk	3 253	95 390	85 679	2 247 676
51 Wool, fine or coarse animal hair; horse hair yarn, woven fabrics of pa	241 104	2 980 303	7 271 728	74 963 470
52 Cotton	17 066 245	148 466 970	118 674 677	1 016 386 925
53 Other vegetable textile fibres; paper yarns and woven fabrics of paper	338 456	2 901 786	2 378 642	10 773 112
54 Man-made filaments	7 818 604	84 428 851	72 926 997	750 938 690
55 Man-made staple fibres	19 231 082	181 511 025	72 136 178	694 663 196
56 Wadding, felt, and non-wovens	1 636 957	17 925 466	11 654 998	136 154 146
57 Carpets and other textile floor coverings	32 581	703 329	268 357	7 128 277
58 Special woven fabrics; tufted textile fabrics; lace; tapestries; embro	1 528 759	14 755 992	25 085 614	224 068 526
59 Impregnated, coated, covered or laminated textile fabrics	2 616 560	29 766 468	24 325 341	276 963 819
60 Knitted or crocheted fabrics	11 860 604	119 914 682	109 153 062	1 072 812 617
61 Articles of apparel and clothing accessories, knitted or crocheted	231 483	2 852 702	2 376 255	31 793 018
62 Articles of apparel and clothing accessories, not knitted or crocheted	376 621	3 314 311	7 433 766	56 242 979
63 Other made up textile articles; sets; worn clothing and worn textile a	116 512	924 762	749 052	8 761 712
64 Footwear, gaiters and the like; parts of such articles	1 127 620	10 207 865	11 334 642	116 606 254
65 Headgear and parts thereof	4 963	228 726	533 527	2 045 144
66 Umbrellas, walking sticks, seat-sticks, whips, riding crops and parts	92	16 258	274	25 176
67 Prepared feathers and articles; artificial flowers; articles of human	14 382	221 298	686 563	9 433 966
68 Articles of stone, plaster, cement, asbestos, mica or similar material	549 479	13 669 991	2 288 013	59 049 278
69 Ceramic products	1 721 309	18 628 777	2 130 465	26 389 592
70 Glass and glassware	5 965 478	83 403 090	7 362 947	90 877 963

**K1. IMPOR KAWASAN BERIKAT / BOUND ZONE IMPORT**  
**MENURUT GOLONGAN BARANG 2 DIJIT HS / BY COMMODITY 2 DIGITS HS**  
**\*\* NOVEMBER / NOVEMBER 2012 \*\***

HS Uraian Golongan Barang Uraian Golongan Barang	Berat Bersih / <i>Net Weight (Kg)</i>		Nilai CIF / <i>CIF Value (US\$)</i>	
	Bulan ini <i>Current month</i>	Kumulatif <i>Cum. Jan to date</i>	Bulan ini <i>Current month</i>	Kumulatif <i>Cum. Jan to date</i>
71 Natural and cultured pearls, precious/semi precious stones, and precio	8 707	302 013	3 256 279	49 776 195
72 Iron and steel	58 197 675	504 505 568	50 573 211	556 127 807
73 Articles of iron and steel	18 887 707	158 453 854	47 719 344	392 288 878
74 Cooper and articles thereof	8 478 323	92 875 184	65 481 342	732 158 552
75 Nickel and articles thereof	19 330	238 391	380 536	7 183 080
76 Aluminium and articles thereof	4 257 732	67 987 762	16 221 842	237 938 239
78 Lead and articles thereof	10 888	649 316	290 248	1 637 524
79 Zinc and articles thereof	541 120	5 589 187	1 366 816	15 499 416
80 Tin and articles thereof	33 780	942 454	1 104 440	14 102 800
81 Other base metal; cermets; and articles thereof	81 757	642 605	9 520 690	81 657 166
82 Tools, implements, cutlery, spoon and forks, of base metal and parts t	295 364	1 957 917	5 541 336	64 000 829
83 Miscellaneous articles of base metal	1 276 320	12 896 943	8 901 206	102 118 845
84 Nuclear reactors, boilers, machinery and mechanical appliances; parts	20 396 136	191 843 825	247 997 463	2 628 685 925
85 Electrical machinery and equipments; sound recorders/reproducers, visu	11 574 498	161 100 950	341 668 978	4 516 697 551
86 Railway and tramway locomotive, mechanical traffic, and all kinds	5 702	132 080	73 964	846 879
87 Vehicles other than railway/tramway, and parts and accessories thereof	10 840 357	85 740 163	58 752 943	475 571 183
88 Aircraft and its components	42 870	538 276	20 263 195	254 503 317
89 Ships, boat, and floating structures	13 000	27 579 853	119 876	28 982 946
90 Optical, photographic, cinematographic, measuring, checking, medical i	1 034 744	5 769 720	35 317 764	221 489 115
91 Clocks and watches and parts thereof	11 426	100 395	223 909	2 715 930
92 Musical instruments; parts and accessories of such articles	885 236	10 475 264	9 765 758	127 201 009
93 Arms and ammunition; parts and accessories thereof	1 674	9 846	377 920	1 879 619
94 Furnitures, bedding, mattress supports, cushions and stuffed furnishin	126 641	1 660 035	2 004 970	9 999 791
95 Toys, games and sports requisiters; parts and accessories thereof	436 605	3 188 079	837 730	8 015 523
96 Miscellaneous manufactured articles	973 057	8 508 265	15 805 675	137 978 872
97 Works of arts, collectors' piece and antiques	799	9 167	11 861	189 789
98 Vehicles ikd and their components	1 047 980	7 852 960	21 837 643	134 873 887
<b>TOTAL IMPORT</b>	<b>618 022 694</b>	<b>6 450 624 620</b>	<b>1 905 656 061</b>	<b>20 682 143 578</b>

**K2. IMPOR KAWASAN BERIKAT / BOUND ZONE IMPORT**  
**MENURUT GOLONGAN BARANG SITC / BY SITC COMMODITY GROUP**  
**\*\* NOVEMBER / NOVEMBER 2012 \*\***

SITC Uraian Golongan Barang Group Description	Berat Bersih / Net Weight (Kg)		Nilai CIF / CIF Value (US\$)	
	Bulan ini Current month	Kumulatif Cum. Jan to date	Bulan ini Current month	Kumulatif Cum. Jan to date
<b>A. By Commodity 1 Dijit SITC</b>				
0 Food and Live Animals	201 147 264	1 975 233 861	112 482 024	1 168 994 939
1 Beverages and Tobacco	682 462	23 524 137	5 689 578	164 237 195
2 Crude Materials, Inedible	98 398 059	1 122 413 671	106 628 950	1 218 648 417
3 Mineral Fuels, Lubricants, etc.	39 864 594	103 407 674	38 613 376	115 447 236
4 Animal & Vegetable Oils/Fats	520 311	6 067 815	873 591	11 232 582
5 Chemicals	92 994 249	1 245 264 396	165 362 314	2 107 215 071
6 Manufactured Goods	130 538 306	1 403 874 007	661 641 523	6 729 767 522
7 Machinery and Transportation Equipments	44 033 936	474 094 460	687 110 449	7 996 906 137
8 Miscellaneous Manufactured Articles	9 843 383	96 742 582	125 268 173	1 146 796 376
9 Special Commodities and Transaction	130	2 017	1 986 083	22 898 103
<b>B. By Commodity 2 Dijit SITC</b>				
00 Live animal for food	18	18	1 477	1 477
01 Meat and meat preparations	18 115	145 430	19 031	192 703
02 Dairy product and eggs	2 646	6 488 410	23 809	23 885 915
03 Fish, crustaceans, molluscs and their preparations	1 281 699	22 096 000	5 512 194	86 852 599
04 Cereals and cereal preparations	21 096 676	279 070 023	7 936 443	91 911 573
05 Fruits and vegetables	4 886	600 238	33 961	1 179 670
06 Sugar, sugar preparations, and honey	177 976 421	1 657 765 424	97 383 488	945 088 901
07 Coffee, tea, cocoa, and spices	534 978	5 041 089	1 059 462	16 228 355
08 Feeding stuff for animals	47	2 579 636	304	459 511
09 Miscellaneous food preparations	231 778	1 447 593	511 855	3 194 235
11 Beverages	168 249	1 611 531	1 418 155	12 774 134
12 Tobacco and tobacco manufactured	514 213	21 912 606	4 271 423	151 463 061
21 Hides, skins and furskins	1	3 417	120	101 719
22 Oil seeds, nuts, and kernels	0	40 002	0	44 105
23 Crude rubber	10 721 813	113 807 778	28 163 798	312 456 585
24 Wood, lumber, and cork	4 565 373	44 796 778	2 951 939	31 000 917
25 Pulp and waste paper	10 616 097	196 008 961	9 269 838	176 474 381
26 Textile fibres and their waste	21 911 476	205 066 538	46 976 180	490 744 555
27 Crude fertilizers and crude minerals	22 610 636	336 525 417	5 622 743	70 083 628
28 Metalliferous ores and metal scraps	27 904 659	223 869 132	12 274 187	104 542 833
29 Crude animals and vegetable materials, nes	68 004	2 295 648	1 370 145	33 199 694
32 Coal, coke, and briquettes	0	809 355	0	437 158
33 Petroleum and petroleum products	39 857 989	102 462 838	38 596 698	113 818 232
34 Gas; natural and manufactured	6 605	135 481	16 678	1 191 846
41 Animal oils and fats	0	2	0	205
42 Fixed vegetable oils/fats	418 752	4 662 726	665 344	7 339 501
43 Animal vegetable oils/fats	101 559	1 405 087	208 247	3 892 876
51 Organic chemicals	17 415 264	236 370 590	26 493 484	315 807 109
52 Inorganic chemicals	8 030 391	196 714 898	14 250 270	244 170 169
53 Dyeing, tanning, and colouring materials	2 454 740	27 173 935	11 811 466	146 708 149
54 Medical and pharmaceutical products	16 577	272 693	1 410 681	19 340 640
55 Essential oils and perfumery materials	557 233	7 111 458	3 130 242	37 657 042
56 Manufactured fertilizers	506 417	8 812 820	260 975	4 531 619
57 Plastics in primary forms	44 553 077	479 274 046	70 221 905	849 488 037
58 Plastics in non-primary forms	2 793 365	33 260 330	16 462 820	202 489 007
59 Chemical materials and its products, nes	16 667 185	256 273 626	21 320 471	287 023 299
61 Leather, leather med, nes	3 000 130	25 488 544	26 655 513	257 864 851
62 Rubber manufactured, nes	1 306 966	13 483 778	9 859 494	106 592 218
63 Wood and cork manufactured	5 604 860	80 267 074	4 134 930	54 561 729
64 Paper, paperboard, and manufactured thereof	7 642 596	82 887 354	15 622 278	223 222 340
65 Textile yarns, fabrics, and their products	40 676 548	400 369 105	397 999 586	3 787 753 599
66 Non metallic minerals manufactured	8 292 428	173 950 086	11 705 012	182 398 364
67 Iron and steel	46 549 981	425 385 026	72 634 135	720 870 471
68 Non ferrous metals	12 659 680	159 565 347	89 106 096	1 044 729 089
69 Manufactured of metal, nes	4 805 117	42 477 693	33 924 479	351 774 861
71 Power generating machine and equipments	3 857 406	27 303 951	51 638 951	508 922 994
72 Machinery specialized for particular industry	6 070 546	82 313 249	92 352 504	1 253 585 455
73 Metalworking machinery	1 832 959	11 152 374	18 862 038	140 751 828
74 General industrial machinery and equipments	9 762 532	82 502 083	89 853 206	724 987 658
75 Office machinery and automatic data processing	1 622 162	16 829 324	50 483 660	551 492 896
76 Telecommunication and reproducers apparatus	2 259 493	36 274 795	61 516 599	1 078 757 227
77 Electrical machinery and apparatus	7 058 125	98 146 959	230 873 789	2 888 405 586
78 Road vehicles	11 512 495	91 432 845	71 140 296	566 069 401
79 Other transportation equipments	58 218	28 138 880	20 389 406	283 933 092
81 Sanitary, plumbing, and fittings	175 093	4 104 749	1 568 594	19 060 393

**K2. IMPOR KAWASAN BERIKAT / BOUND ZONE IMPORT**  
**MENURUT GOLONGAN BARANG SITC / BY SITC COMMODITY GROUP**  
**\*\* NOVEMBER / NOVEMBER 2012 \*\***

SITC Uraian Golongan Barang Group Description	Berat Bersih / Net Weight (Kg)		Nilai CIF / CIF Value (US\$)	
	Bulan ini Current month	Kumulatif Cum. Jan to date	Bulan ini Current month	Kumulatif Cum. Jan to date
82 Furniture	60 732	554 351	663 122	3 959 202
83 Traveling goods	14 454	247 770	186 031	4 123 208
84 Clothing	955 400	9 440 935	13 631 096	134 402 897
85 Footwear	1 127 620	10 207 865	11 334 642	116 606 254
87 Professional, scientific, and contractor instruments	979 982	4 764 605	31 034 784	147 746 969
88 Photographic apparatus, equipments and optics	154 842	3 543 564	4 744 111	77 663 997
89 Miscellaneous manufactured articles	6 375 260	63 878 743	62 105 793	643 233 456
96 Coin, not being legal tender	36	36	494	494
97 Gold; non monetary	94	1 981	1 985 589	22 897 609

**C. By Commodity 3 Digit SITC**

001 Live Animals Other Than Fish	18	18	1 477	1 477
012 Other Meat, Other Edible Meat Offal, Fresh, Chilled Or Frozen	115	49 361	1 931	53 474
016 Meat And Edible Meat Offal, Salted, Dried, Edible Flour Of Meat	0	347	0	8 120
017 Meat And Edible Meat Offal, Prepared Or Preserved	18 000	95 722	17 100	131 109
022 Milk,Cream, And Milk Products Other Than Butter Or Cheese	650	6 483 658	5 946	23 844 237
024 Cheese And Curds	0	148	0	1 515
025 Eggs, Birds, And Egg Yolks; Fresh, Dried Or Otherwise Preserved	1 996	4 604	17 863	40 163
034 Fish, Fresh, Chilled Or Frozen	744 344	14 185 602	2 516 994	33 190 916
035 Fish, Dried Salted Or In Brine; Smoked Fish	0	16 306	0	316 454
036 Crustaceans, Molluscs, And Aquatic Invertebrates	502 035	7 319 178	2 475 794	48 787 175
037 Fish, Crustaceans, Molluscs, And Other Aquatic Invertebrates; Prepa	35 320	574 914	519 406	4 558 054
041 Wheat And Meslin, Unmilled	21 048 361	278 606 433	7 830 088	90 964 691
046 Meal And Flour Of Wheat And Flour Of Meslin	18	18	74	74
048 Cereal Preparations And Preparations Of Flours/Starchs Of Fruit	48 297	463 572	106 281	946 808
054 Vegetables, Fresh, Chilled, Frozen Or Simply Preserved	0	29 887	0	66 983
056 Vegetables, Roots And Tubers, Prepared Or Preserved Nes	1 068	153 310	21 081	240 807
057 Fruit And Nut; Fresh Or Dried	901	356 484	6 079	685 520
058 Fruits, Preserved And Preparations	18	26 089	150	132 668
059 Fruit And Vegetable Juices	2 899	34 468	6 651	53 692
061 Sugar, Molasses, And Honey	177 976 421	1 657 765 361	97 383 488	945 087 797
062 Sugar Confectionery	0	63	0	1 104
071 Coffee And Coffee Substitutes	6 547	148 348	28 647	486 586
072 Cocoa	0	317	0	8 227
073 Chocolate And Other Food Preparations Containing Cocoa	1 328	22 734	57 274	408 461
074 Tea And Mate	488 326	3 555 268	596 348	4 008 450
075 Spices	38 777	1 314 422	377 193	11 316 631
081 Feeding Stuff For Animals	47	2 579 636	304	459 511
091 Margarine And Shortening	12 000	191 801	27 074	285 294
098 Edible Products And Preparations	219 778	1 255 792	484 781	2 908 941
111 Non-Alcoholic Beverages, Nes	5 703	256 068	5 423	566 386
112 Alcoholic Beverages	162 546	1 355 463	1 412 732	12 207 748
121 Tobacco, Unmanufactured And Refused	411 204	20 853 865	2 952 742	139 084 189
122 Tobacco, Manufactured	103 009	1 058 741	1 318 681	12 378 872
211 Hides And Skins, Raw	1	1 730	120	15 330
212 Furskins, Raw	0	1 687	0	86 389
222 Oil Seeds Use For Extraction Ofsoft Fixed Vegetable Oils	0	40 002	0	44 105
231 Natural Rubber Latex;Natural Rubber And Similar Natural Gums	1 146 575	12 563 922	2 659 324	32 582 316
232 Synthetic Rubber Latex, Synthetic/Reclaimed Rubber	9 575 238	101 243 856	25 504 474	279 874 269
244 Cork,Natural,Raw And Waste	894	22 345	1 578	87 968
245 Fuel Wood And Wood Charcoal	1 512 585	5 632 373	453 328	2 246 418
246 Wood In Chips Or Particles And Waste	8	177	171	1 987
247 Wood In The Rough Or Roughly Squared	73 499	13 254 633	215 327	5 220 710
248 Wood,Simply Worked And Railway Sleeper Of Wood	2 978 387	25 887 250	2 281 535	23 443 834
251 Pulp And Waste Paper	10 616 097	196 008 961	9 269 838	176 474 381
261 Silk	0	9 605	0	26 643
263 Cotton	6 207 115	57 927 763	11 792 656	129 569 187
264 Jute And Other Textile Bast Fibres	226 033	2 505 856	327 291	3 759 486
265 Vegetable Textile Fibres,Raw Or Processed;Waste Of These Fibres	780	5 355	23 371	38 140
266 Synthetic Fibres Suitable For Spinning	7 176 402	62 545 727	16 492 534	142 794 244
267 Other Man-Made Fibres Suitable For Spinning And Waste	8 278 572	81 403 666	18 061 936	202 717 011
268 Wool And Other Animal Hair	21 700	624 854	264 070	11 285 798
269 Old Clothing And Other Old Textile Articles; Rags	874	43 712	14 322	554 046
272 Fertilizers, Crude	30 162	1 397 867	21 924	971 576
273 Stone, Sand And Gravel	852 733	58 960 148	257 902	5 285 377
274 Sulphur And Unroasted Iron Pyrites	18 817 598	184 913 930	3 608 120	39 941 522
277 Natural Abrasives	924 794	7 411 754	338 584	2 711 838
278 Other Crude Minerals	1 985 349	83 841 718	1 396 213	21 173 315
281 Iron Ore And Concentrates	20 000	102 333	9 700	61 854

**K2. IMPOR KAWASAN BERIKAT / BOUND ZONE IMPORT**  
**MENURUT GOLONGAN BARANG SITC / BY SITC COMMODITY GROUP**  
**\*\* NOVEMBER / NOVEMBER 2012 \*\***

SITC Uraian Golongan Barang Group Description	Berat Bersih / Net Weight (Kg)		Nilai CIF / CIF Value (US\$)	
	Bulan ini Current month	Kumulatif Cum. Jan to date	Bulan ini Current month	Kumulatif Cum. Jan to date
282 Waste And Scrap Metal Of Iron/Steel	27 553 738	212 716 075	11 142 371	90 759 372
283 Copper Ores And Concentrates	0	2 348	0	34 476
285 Aluminium Ores And Concentrates	88 204	4 605 394	60 389	3 691 062
287 Ores And Concentrates Of Basemetals	103 988	3 102 442	48 910	3 072 577
288 Non-Ferrous Base Metal Waste And Scraps	138 722	3 340 397	1 012 786	6 839 295
289 Ores And Concentrates Of Precious Metals; Waste,Scraps	7	143	31	84 197
291 Crude Animal Materials	61 296	955 098	1 325 018	29 144 984
292 Crude Vegetable Materials	6 708	1 340 550	45 127	4 054 710
321 Coals, Pulverized Or Not	0	728 010	0	374 035
325 Coke And Semi Coke Of Coal/Lignite/Peat	0	81 345	0	63 123
334 Petroleum Products, Refined	39 738 470	101 122 008	38 373 981	111 119 249
335 Residual Petroleum Products, And Related Materials	119 519	1 340 830	222 717	2 698 983
342 Liquefied Propane And Butane	344	42 531	785	78 410
343 Natural Gas, Liquefied Or Not	0	232	0	971
344 Petroleum Gases And Other Gas	6 261	92 718	15 893	1 112 465
411 Animal Oils And Fats	0	2	0	205
421 Fixed Vegetable Fats And Oils Soft,Crude,Refined Or Fractioned	418 750	4 662 408	665 338	7 334 021
422 Fixed Vegetable Fats And Oils Solid,Crude,Refined Or Fractioned	2	318	6	5 480
431 Animal And Vegetable Oil; Fat Processed And Their Wax	101 559	1 405 087	208 247	3 892 876
511 Hydrocarbon And Their Halogenated, Nitrated Derivatives	1 128 187	8 790 930	2 046 021	15 808 536
512 Alcohols,Phenols,Phenol-Alcohols And Their Halogenated	11 092 269	161 351 129	12 431 088	163 676 549
513 Carboxylic Acids,And Their Anhydrides,Halides,Peroxides	999 770	28 348 455	2 262 113	43 535 649
514 Nitrogen-Function Compounds	2 474 887	23 348 315	5 887 384	54 126 530
515 Organo-Inorganic And Heterocyclic Compounds	1 151 213	8 959 459	2 131 514	19 930 799
516 Other Organic Chemicals	568 938	5 572 302	1 735 364	18 729 046
522 Inorganic Chemical Elements, Oxides And Halogen Salts	6 779 349	103 672 137	11 333 375	189 173 108
523 Metallicsalts And Peroxysalts	1 173 404	79 130 741	1 618 911	35 377 640
524 Other Inorganic Chemicals;Chemical Compound Of Precious Metals	56 333	13 817 791	1 007 363	17 275 069
525 Radioactive And Associated Materials	21 305	94 229	290 621	2 344 352
531 Synthetic Organic; Colouring Matter	1 212 995	11 281 859	4 986 880	53 272 109
532 Dyeing/Tanning Extracts And Synthetic Tanning Materials	2 736	251 026	17 945	939 267
533 Pigments, Paints, Varnishes, And Related Materials	1 239 009	15 641 050	6 806 641	92 496 773
541 Medicinal And Pharmaceutical Products	15 918	265 521	1 368 582	17 690 980
542 Medicaments, Including Veterinary Medicaments	659	7 172	42 099	1 649 660
551 Essential Oils, Perfumes, And Flavour Materials	57 071	406 343	963 737	7 523 393
553 Perfumery, Cosmetics, And Toilet Preparations	8 778	637 252	268 829	6 801 955
554 Soap,Cleansing And Polishing Preparations	491 384	6 067 863	1 897 676	23 331 694
562 Fertilizers, Manufactured	506 417	8 812 820	260 975	4 531 619
571 Polymers Of Ethylene In Primary Forms	11 270 646	123 374 602	16 619 027	173 620 180
572 Polimers Of Styrene In Primary Forms	7 364 130	93 612 603	13 754 776	188 868 556
573 Polimers Of Vinyl Chloride In Primary Forms	208 375	3 762 130	427 817	8 163 853
574 Poliacetals And Polycarbons In Primary Forms	4 657 421	46 967 617	10 877 771	155 572 420
575 Other Plastics In Primary Forms	12 470 939	142 208 247	23 624 185	268 940 019
579 Waste And Scrap Of Plastics	8 581 566	69 348 847	4 918 329	54 323 009
581 Tubes, Pipes, And Hoses Of Plastics	147 184	1 752 078	2 311 830	28 076 000
582 Plates, Sheets, And Film Of Plastics	2 614 278	31 375 335	13 938 768	172 382 311
583 Monofilament And Rod Of Plastics	31 903	132 917	212 222	2 030 696
591 Disinfectants, Insecticides, And Fungicides Put In Forms	15 550	416 789	48 330	1 520 234
592 Starches, Inulin, And Wheat Glutenal Buminoidal Substances; Glues	11 566 479	213 525 311	8 764 335	138 654 735
593 Explosive And Pyrotechnic Products	0	179 159	0	3 668 481
597 Additive For Mineral Oils	445 328	5 592 373	1 745 550	21 981 229
598 Miscellaneous Chemical Products	4 639 828	36 559 994	10 762 256	121 198 620
611 Leathers	2 979 029	25 331 677	26 358 871	254 887 024
612 Manufactures And Composition Leathers	21 097	150 182	294 889	2 341 839
613 Furskins, Tanned Or Dressed	4	6 685	1 753	635 988
621 Materials Of Rubber	568 499	4 889 781	3 290 792	32 364 776
625 Rubber Tyre,Tyre Cases,Tyre Treads,Inner Tubes, And Tyre Flaps	353 917	2 880 990	707 362	7 405 143
629 Articles Of Rubbers	384 550	5 713 007	5 861 340	66 822 299
633 Cork Manufactures	13 742	100 360	179 372	1 138 268
634 Veneers,Plywood,Improved/Reconstituted Wood Worked	5 412 778	77 856 859	3 303 795	45 253 670
635 Wood Manufactures	178 340	2 309 855	651 763	8 169 791
641 Papers And Paperboards	5 429 495	56 185 500	9 470 038	144 726 486
642 Paper And Paperboard Cut To Size/Shape And Article Of Papers	2 213 101	26 701 854	6 152 240	78 495 854
651 Textile Yarns	4 340 037	43 037 388	24 231 255	231 150 601
652 Cotton Fabrics, Woven	8 551 534	77 479 777	98 130 085	830 727 127
653 Fabrics, Woven, Of Man-Made Fibres	9 784 913	94 108 301	98 589 276	951 646 588
654 Textile Fabrics, Woven, Other Than Of Cotton Or Man-Made Fibres	402 930	3 054 165	7 735 340	63 549 070
655 Knitted Or Crocheted Fabrics	11 860 604	119 914 682	109 153 062	1 072 812 617
656 Tulle,Lace,Embroidery,Ribbons,Trimmings And Other Small Wares	1 287 055	12 888 778	22 079 664	204 007 563
657 Special Yarns,Textile Fabrics	4 279 008	47 956 101	36 952 431	417 499 403



**K2. IMPOR KAWASAN BERIKAT / BOUND ZONE IMPORT**  
**MENURUT GOLONGAN BARANG SITC / BY SITC COMMODITY GROUP**  
**\*\* NOVEMBER / NOVEMBER 2012 \*\***

SITC Uraian Golongan Barang Group Description	Berat Bersih / Net Weight (Kg)		Nilai CIF / CIF Value (US\$)	
	Bulan ini Current month	Kumulatif Cum. Jan to date	Bulan ini Current month	Kumulatif Cum. Jan to date
658 Made-Up Articles, Wholly/Chiefly Of Textile Materials	118 609	900 869	781 970	8 299 596
659 Floor Coverings	51 858	1 029 044	346 503	8 061 034
661 Lime,Cement And Fabricated Construction Materials	371 015	67 714 396	143 909	9 570 076
662 Clay And Refractory Construction Materials	930 495	8 919 487	464 358	5 846 942
663 Mineral Manufactures	1 075 736	14 486 088	3 873 779	76 931 628
664 Glass	5 759 199	81 775 902	6 599 863	80 708 151
665 Glassware	124 918	851 991	549 529	7 993 561
666 Pottery	30 970	163 530	71 546	787 923
667 Pearl, Precious And Semi Precious Stones	95	38 692	2 028	560 083
671 Pig Iron,Spiegeleisen,Sponge Iron, And Ferro-Alloys	458 113	4 855 900	971 371	9 449 096
672 Ingots And Other Iron/Steel In Primary Forms	306 219	6 567 037	2 102 142	29 044 520
673 Flat Rolled Products, Not Clad	12 621 589	103 171 360	9 150 180	135 857 696
674 Flat Rolled Products, Clad Or Plated	7 037 143	82 372 508	11 515 741	123 149 514
675 Flat Rolled Products And Alloy Steels	1 317 395	18 719 899	3 450 835	45 148 876
676 Iron/Steel Bars, Rods, Angels, Shaped And Sections	8 727 682	61 641 855	8 240 186	74 076 531
677 Rail/Railway And Tractor Construction Of Iron/Steel Materials	5 991	183 914	11 045	218 031
678 Wire Of Iron/Steel	1 099 255	15 591 778	4 771 639	50 430 204
679 Tubes, Pipes, Hollow Profile, Pipe Fitting Of Iron/Steel	14 976 594	132 280 775	32 420 996	253 496 003
681 Silver, Platinum, And Other Metal Of The Platinum Groups	2 920	73 665	1 116 788	15 604 576
682 Copper	8 290 564	90 291 482	63 670 445	716 331 464
683 Nickel	10 053	208 760	341 618	6 860 078
684 Alumunium	3 728 003	61 366 402	12 194 607	197 659 162
685 Lead	10 886	648 366	290 220	1 620 469
686 Zinc	540 815	5 583 016	1 362 877	15 469 817
687 Tin	32 971	926 748	1 080 539	13 710 786
689 Miscellaneous Non-Ferrous Basemetals Employed In Metallurgy	43 468	466 908	9 049 002	77 472 737
691 Structures And Parts Of Iron/Steel Or Aluminium	907 796	2 827 073	2 861 871	9 043 051
692 Metal Containers For Storage And Transportations	785 485	8 475 607	3 426 928	25 610 400
693 Wire Products And Fencing Grills	179 526	1 731 696	584 659	10 088 619
694 Nails, Screws, Nuts, Bolts, Rivets Of Iron/Steel Or Copper	795 249	8 404 236	7 909 655	84 922 010
695 Tools For Used In The Hand Or In Machines	274 866	1 674 821	5 363 123	62 203 537
696 Cutlery	20 315	282 567	176 905	1 792 386
697 Household Equipment Of Base Metals	22 398	258 857	184 968	1 109 938
699 Manufactures Of Base Metals	1 819 482	18 822 836	13 416 370	157 004 920
711 Steam And Other Vapour Generating Boilers And Parts	1 649 583	4 553 491	22 356 953	32 549 366
712 Steam Or Other Generating Boilers And Parts	5	5 531	3 930	164 985
713 Internal Combustion Piston Engines And Parts	1 523 827	10 836 135	11 376 852	97 471 134
714 Engines And Motors, Non-Electric And Parts	30 213	634 677	11 084 600	247 530 329
716 Rotating Electric Plants And Parts	645 805	11 008 072	6 540 540	126 256 116
718 Other Power Generating Machines And Parts	7 973	266 045	276 076	4 951 064
721 Agricultural Machinery And Parts	5 026	3 119 270	128 118	4 510 176
722 Tractors	0	4 403	0	24 603
723 Civil Engineering And Contractor Plants And Equipments/Parts	1 231 832	10 709 474	1 803 107	30 190 264
724 Textile/Leather Machinery And Parts	2 506 515	24 391 057	27 264 042	284 234 671
725 Papermill/Pulpmill Machinery And Paper Cutting Machines	58 797	871 054	774 217	12 523 468
726 Printing/Book Binding Machinery And Parts	942 398	22 423 917	43 389 207	634 416 801
727 Food Processing Machines And Parts	151 328	4 080 870	5 249 468	53 717 549
728 Other Machines And Equipment Specialized For Particular Industry	1 174 650	16 713 204	13 744 345	233 967 923
731 Machine Tools By Removing Metal	678 724	3 802 060	7 825 519	50 168 606
733 Machine Tool For Working Metals	897 722	4 625 320	7 544 015	48 948 372
735 Parts Of Machine Tools	31 975	728 891	1 712 139	16 644 834
737 Metalworking Machinery And Parts	224 538	1 996 103	1 780 365	24 990 016
741 Heating And Cooling Equipments And Parts	1 237 541	17 418 785	12 556 465	129 458 865
742 Pumps For Liquid And Parts	161 246	1 690 244	3 108 973	28 128 391
743 Pumps, Compressors, Fans, Blowers, Centrifuges, And Parts	2 646 092	23 767 442	12 891 507	122 054 925
744 Mechanical Handling Equipments And Parts	1 392 889	8 712 117	12 048 655	41 260 468
745 Other Non-Electical Machinery, Tools, And Mechanical Apparatus	553 333	2 335 402	6 977 009	47 004 264
746 Ball Or Roller Bearings	732 521	7 767 617	7 648 086	80 059 957
747 Taps, Cocks, And Valves For Pipes	1 185 766	2 954 842	10 925 701	47 622 840
748 Transmission Shafts And Cranks	1 429 761	12 684 091	16 393 263	137 832 298
749 Non-Electric Parts And Accessories Of Machinerics	423 383	5 171 543	7 303 547	91 565 650
751 Office Machines	6 938	268 672	219 555	1 620 067
752 Automatic Data Processing Machines And Their Units	293 229	2 947 038	7 542 828	153 112 940
759 Parts And Accessories For Machine Of Heading 751 Or 752	1 321 995	13 613 614	42 721 277	396 759 889
761 Television Receivers	1 387	357 274	291 700	2 919 201
762 Radio Broadcast Receivers	37 642	273 243	75 489	1 478 516
763 Sound Recorders Or Reproducers	17 413	62 607	464 222	3 515 517
764 Telecommunication Equipments And Parts	2 203 051	35 581 671	60 685 188	1 070 843 993
771 Electric Power Machinery And Parts	427 367	6 114 277	7 283 424	122 846 452
772 Electrical Apparatus For Making And Breaking Electrical Circuits	1 707 224	24 584 252	50 095 084	710 671 926

**K2. IMPOR KAWASAN BERIKAT / BOUND ZONE IMPORT**  
**MENURUT GOLONGAN BARANG SITC / BY SITC COMMODITY GROUP**  
**\*\* NOVEMBER / NOVEMBER 2012 \*\***

SITC Uraian Golongan Barang Group Description	Berat Bersih / Net Weight (Kg)		Nilai CIF / CIF Value (US\$)	
	Bulan ini Current month	Kumulatif Cum. Jan to date	Bulan ini Current month	Kumulatif Cum. Jan to date
773 Equipment For Distributing Electricity	1 260 058	20 436 637	20 872 474	266 405 302
774 Electrical Apparatus For Medical Purposes And Radiological Apparatus	57	35 386	1 874	1 833 440
775 Household Type, Electrical/Non-Electrical Equipments	330 893	3 952 147	1 699 494	17 375 943
776 Thermionic, Cold Cathode, And Photo Cathode Valves/Tubes	987 027	17 991 711	85 024 109	1 188 334 970
778 Electrical Machinery And Apparatus	2 345 499	25 032 549	65 897 330	580 937 553
781 Passenger Motor Cars	1 026 735	8 374 209	16 554 413	107 073 911
782 Motor Vehicle For The Transportation Of Goods	1 392 450	5 158 599	4 249 025	11 340 593
783 Road Motor Vehicles	11 492	429 330	11 514	694 830
784 Parts And Accessories Of The Motor Vehicles	4 355 198	39 663 130	45 788 940	401 947 914
785 Motorcycles, Scooters, And Other Cycles Motorized/Non Motorized	4 716 483	37 352 594	4 442 443	41 713 195
786 Trailers And Other Vehicles, Not Motorized	10 137	454 983	93 961	3 298 958
791 Railway Vehicles And Associated Equipments	2 348	20 751	6 335	446 829
792 Aircraft And Associated Equipments And Parts	42 870	538 276	20 263 195	254 503 317
793 Ships, Boats, And Floating Structures	13 000	27 579 853	119 876	28 982 946
811 Prefabricated Buildings	7 586	656 858	1 134 768	3 709 921
812 Sanitary, Plumbing, Heating, And Lighting Fixtures/Fittings	92 750	2 706 082	183 810	12 147 842
813 Lighting Fixtures And Fittings	74 757	741 809	250 016	3 202 630
821 Furnitures And Parts	60 732	554 351	663 122	3 959 202
831 Travel Goods	14 454	247 770	186 031	4 123 208
841 Men'S Coats/Jackets, Not Knitted	59 867	227 949	1 087 308	3 274 681
842 Women'S Coats/Jacket, Not Knitted	18 921	363 023	135 544	2 311 532
843 Men'S Coats/Jackets, Knitted	56 349	720 529	298 127	6 396 217
844 Women'S Coats/Jackets, Knitted	71 286	709 613	1 028 173	9 489 341
845 Articles Of Apparel	127 783	1 304 673	2 356 746	22 215 788
846 Clothing Accessories Of Textiles Fabrics	273 898	2 841 227	4 904 123	44 348 696
848 Articles Of Apparel And Clothing Accessories Of Other Than Textile F	347 296	3 273 921	3 821 075	46 366 642
851 Footwears	1 127 620	10 207 865	11 334 642	116 606 254
871 Optical Instrument And Apparatus	76 964	995 129	3 709 122	41 960 030
872 Medical Instruments And Appliances	12 390	41 379	66 332	826 974
873 Meters And Counters	99 877	1 287 688	1 635 545	17 795 626
874 Measuring, Checking, Analysing, And Controlling Instrument And Ap	790 751	2 440 409	25 623 785	87 164 339
881 Photographic Apparatus And Equipments	12 648	78 085	371 415	6 686 421
882 Photographic And Cinematographic Supplies	88 640	2 457 396	242 300	3 024 446
883 Cinematograph Film, Exposed And Developed	5	52	9	135
884 Optical Goods	42 123	907 636	3 906 478	65 237 065
885 Watches And Clocks	11 426	100 395	223 909	2 715 930
891 Arms And Ammunitions	98 923	107 229	3 143 010	4 645 169
892 Printed Matter	704 726	6 728 787	13 164 759	115 095 708
893 Article Of Plastics	3 186 280	33 299 824	17 573 484	195 163 065
894 Baby Carriages, Toys, Games, And Sporting Goods	436 605	3 189 960	837 730	8 028 601
895 Office And Stationery Supplies	89 329	1 243 954	1 029 615	14 133 327
896 Works Of Art, Collectors Pieces And Antiques	799	9 167	11 861	189 789
897 Jewellery, Goldsmith, Silversmith Wares, And Other Articles	2 796	184 868	101 982	10 663 515
898 Musical Instrument And Parts/Accessories	892 145	10 773 932	10 013 569	152 728 428
899 Other Miscellaneous Manufactured Articles	963 657	8 341 022	16 229 783	142 585 854
961 Coin Not Being Legal Tender	36	36	494	494
971 Gold, Non-Monetary	94	1 981	1 985 589	22 897 609
<b>TOTAL IMPORT</b>	<b>618 022 694</b>	<b>6 450 624 620</b>	<b>1 905 656 061</b>	<b>20 682 143 578</b>

**K3. IMPOR KAWASAN BERIKAT / BOUND ZONE IMPORT**  
**MENURUT NEGARA ASAL / BY COUNTRY OF ORIGIN**  
**\*\* NOVEMBER / NOVEMBER 2012 \*\***

Kode Code	Negara Asal Country of Origin	Berat Bersih / Net Weight (Kg)		Nilai CIF / CIF Value (US\$)	
		Bulan ini Current month	Kumulatif Cum. Jan to date	Bulan ini Current month	Kumulatif Cum. Jan to date
111	JP JAPAN	41 898 408	387 254 549	311 475 415	3 634 224 655
112	HK HONG KONG	11 956 126	114 832 965	127 717 247	1 392 018 555
113	KP KOREA, DEM. PEOPLE'S REP.	31 789	1 245 305	28 868	1 397 951
114	KR KOREA, REPUBLIC OF	43 464 030	466 084 314	271 088 472	2 779 938 884
115	TW TAIWAN	15 821 801	179 652 875	109 541 855	1 166 518 265
116	CN CHINA	71 310 433	751 354 193	403 761 298	4 188 580 257
117	MN MONGOLIA	0	2 878	0	31 927
118	MO MACAU	14 564	176 081	268 763	2 263 200
120	PG PAPUA NEW GUINEA	829 342	12 003 024	482 564	9 620 706
121	TH THAILAND	35 395 761	1 301 824 062	79 637 017	1 363 848 033
122	SG SINGAPORE	63 690 881	479 954 023	121 779 400	1 531 052 584
123	PH PHILIPPINES	705 659	28 482 673	6 376 164	96 342 434
124	MY MALAYSIA	24 731 068	306 060 736	52 728 572	659 503 534
125	MM MYANMAR	69 721	219 469	101 626	681 987
126	KH CAMBODIA	15 026	214 777	48 786	1 169 371
127	BN BRUNEI DARUSSALAM	4 536	213 421	75 939	217 459
129	NP NEPAL	0	140	0	4 105
130	BT BHUTAN	0	6 005	0	27 408
131	VN VIET NAM	8 899 770	83 234 311	28 638 507	287 209 649
133	IN INDIA	4 213 185	61 561 503	13 215 130	167 703 746
134	PK PAKISTAN	467 129	8 281 973	2 424 229	24 684 680
135	BD BANGLADESH	37 531	393 273	58 290	945 030
136	LK SRI LANKA	36 136	426 438	292 059	2 874 644
138	ID INDONESIA	670 303	7 234 163	3 909 473	40 423 694
141	IQ IRAQ	0	22	0	1 174
142	IR IRAN (ISLAMIC REPUBLIC OF)	154 377	7 295 212	80 472	2 987 267
143	SA SAUDI ARABIA	7 728 939	97 945 396	10 684 439	118 287 496
144	IL ISRAEL	19	42 056	1 338	140 162
145	KW KUWAIT	1 315 553	30 505 725	1 150 008	30 772 412
146	JO JORDAN	17	255 668	70	394 590
147	YD PEOP. DEM. REP. OF YEMEN	0	762	0	1 540
148	LB LEBANON	0	81	0	4 764
151	YE YEMEN	0	52 324	0	157 155
152	OM OMAN	0	9 330 521	0	7 106 731
153	SY SYRIA ARAB REPUBLIC	0	10 860	0	105 905
154	TR TURKEY	1 301 339	5 608 374	2 475 671	23 695 512
155	AE UNITED ARAB EMIRATES	1 119 569	106 700 369	1 748 161	51 486 376
156	QA QATAR	6 482 524	31 224 804	9 084 231	51 006 963
157	BH BAHRAIN	49 718	1 647 875	104 809	953 113
158	CY CYPRUS	0	750 677	0	1 961 343
211	EG EGYPT	0	4 130 670	0	1 295 026
213	MA MOROCCO	5	1 639	22	20 011
214	TN TUNISIA	0	400	0	27 411
215	DZ ALGERIA	0	33	0	764
216	SD SUDAN	0	184 260	0	85 554
218	LS LESOTHO	2	2	780	780
219	NA NAMIBIA	0	182 253	0	86 594
221	ET ETHIOPIA	2 043	8 544	198 962	851 340
222	TZ TANZANIA, UNITED REP. OF	2 803 990	4 505 011	5 151 005	9 831 026
223	MG MADAGASCAR	28 945	376 361	244 234	3 718 652
224	SO SOMALIA	29	62 529	7 451	187 770
225	KE KENYA	29 131	163 933	387 733	1 045 012
227	MZ MOZAMBIQUE	0	212 261	0	462 911
228	BW BOTSWANA	0	15	0	66
230	TG TOGO	0	665 952	0	405 984
231	GH GHANA	0	89 749	0	37 595
232	LR LIBERIA	0	3 313	0	82 014
233	GN GUINEA	81	576	4 275	12 258
234	AO ANGOLA	0	854 230	0	369 713
235	CG CONGO	0	29 791	0	13 921
236	CM CAMEROON	417 045	1 667 926	167 756	1 049 885
237	NG NIGERIA	0	585 197	0	1 073 051
238	SL SIERRA LEONE	0	60	0	3 102
239	GA GABON	0	255 629	0	245 831
240	CI COTE D'IVOIRE	0	106	0	1 381
241	SN SENEGAL	1	3 919	10	11 148

**K3. IMPOR KAWASAN BERIKAT / BOUND ZONE IMPORT**  
**MENURUT NEGARA ASAL / BY COUNTRY OF ORIGIN**  
**\*\* NOVEMBER / NOVEMBER 2012 \*\***

Kode Code	Negara Asal Country of Origin	Berat Bersih / Net Weight (Kg)		Nilai CIF / CIF Value (US\$)	
		Bulan ini Current month	Kumulatif Cum. Jan to date	Bulan ini Current month	Kumulatif Cum. Jan to date
242 MR MAURITANIA		4	4	343	343
243 ML MALI		0	1 231 259	0	2 393 810
244 BJ BENIN		0	1 293 640	0	595 855
245 BF BURKINA FASO		0	2 029 335	0	4 656 953
247 GM GAMBIA		0	11	0	1 025
248 VI U.S. VIRGIN ISLANDS		0	16 474	0	200 725
249 SC SEYCHELLES		471	30 999	5 400	173 122
251 UG UGANDA		26 949	581 426	337 015	2 039 530
252 CF CENTRAL AFRICAN REPUBLIC		0	1 185 990	0	547 927
253 NE NIGER		0	100	0	1 157
254 TD CHAD		0	249 915	0	435 260
256 SH SAINT HELENA		0	702	0	138 968
257 ST SAO TOME AND PRINCIPE		0	2	0	622
260 SZ SWAZILAND		540	127 006	21 216	1 854 059
261 ZA SOUTH AFRICA		3 478 115	123 096 129	3 518 700	136 011 134
262 ZW ZIMBABWE		0	4 468 937	0	22 134 575
265 KM COMOROS		0	19 504	0	29 442
267 MU MAURITIUS		130	3 415	650	21 493
268 RW RWANDA		0	2 302	0	41 821
298 VG VIRGIN ISLANDS (BRITISH)		19 178	407 818	94 936	2 034 920
311 AU AUSTRALIA		46 331 645	464 714 064	32 887 096	381 005 501
312 NZ NEW ZEALAND		4 208 874	54 432 641	2 706 467	54 314 243
320 PW PALAU		2	2	24	24
322 NC NEW CALEDONIA		0	4	0	96
328 IO BRITISH INDIAN OCEAN TERRITORY		0	20 002	0	40 630
331 AS AMERICAN SAMOA		122	853 965	8 342	2 720 704
332 CK COOK ISLANDS		0	5 048	0	42 324
333 FJ FIJI		0	37 476	0	70 428
334 KI KIRIBATI		17	81	51	823
335 MH MARSHALL ISLANDS		0	1	0	10
336 WS SAMOA		1	8 921	3	87 292
337 SB SOLOMON ISLANDS		0	520 630	0	1 207 858
342 CC COCOS (KEELING) ISLANDS		0	13	0	1 212
343 TK TOKELAU		0	1	0	2
391 TL EAST TIMOR		0	48 000	0	217 683
411 US UNITED STATES		7 829 396	185 943 691	56 579 033	741 118 811
412 CA CANADA		835 127	9 482 172	1 716 759	67 410 485
421 MX MEXICO		6 335 304	45 553 585	4 516 662	41 518 738
422 GT GUATEMALA		0	35 829	0	215 775
423 HN HONDURAS		0	1 292	0	36 488
424 NI NICARAGUA		0	15 415	0	439 225
425 PA PANAMA		0	17 447 718	0	299 028
426 CU CUBA		637	1 512	7 300	10 036
427 CB CURACAO		0	1 503	0	25 370
431 CL CHILE		592 246	19 808 928	4 178 567	63 079 273
432 VE VENEZUELA		0	262	0	1 812
433 AR ARGENTINA		8 378 618	49 173 762	12 316 464	81 466 340
434 BR BRAZIL		164 849 970	642 799 453	96 127 816	422 783 844
435 CO COLOMBIA		338	35 027	15 450	1 050 260
436 BO BOLIVIA		0	14 510	0	138 746
437 UY URUGUAY		124 108	2 725 825	78 688	1 680 533
438 PY PARAGUAY		69 727	976 591	87 856	1 584 299
441 EC ECUADOR		0	48 308	0	1 811 540
442 PE PERU		0	132 780	0	368 366
444 TT TRINIDAD AND TOBAGO		0	189 027	0	94 223
445 BS BAHAMAS		199	3 376	805	19 060
446 JM JAMAICA		329	3 927	1 330	21 861
447 PR PUERTO RICO		1 065	3 711	14 299	57 935
448 BZ BELIZE		3 000	11 321	11 975	157 156
449 DO DOMINICAN REPUBLIC		0	37 345	0	828 091
450 SV EL SALVADOR		0	41 189	0	601 720
451 CR COSTA RICA		341 931	396 974	555 363	2 109 004
452 HT HAITI		0	19	0	165
453 BB BARBADOS		0	45	0	232
454 AG ANTIGUA AND BARBUDA		0	3 560 000	0	19 525
455 AI ANGUILLA		0	947	0	13 435

**K3. IMPOR KAWASAN BERIKAT / BOUND ZONE IMPORT**  
**MENURUT NEGARA ASAL / BY COUNTRY OF ORIGIN**  
**\*\* NOVEMBER / NOVEMBER 2012 \*\***

Kode Code	Negara Asal Country of Origin	Berat Bersih / Net Weight (Kg)		Nilai CIF / CIF Value (US\$)	
		Bulan ini Current month	Kumulatif Cum. Jan to date	Bulan ini Current month	Kumulatif Cum. Jan to date
457	BM BERMUDA	0	38	0	319
459	KY CAYMAN ISLANDS	0	3	0	22 660
461	FK FALKLAND ISLANDS	0	1	0	47
464	GL GREENLAND	20 264	697 939	60 846	3 174 658
465	GD GRENADA	0	3	0	900
466	MQ MARTINIQUE	0	1 695	0	13 162
467	AN NETHERLANDS ANTILLES	0	3 382	0	42 974
511	GB UNITED KINGDOM	2 135 333	21 221 012	26 515 167	145 360 529
512	NL NETHERLANDS	1 124 285	20 389 308	4 200 145	64 001 237
513	FR FRANCE	277 493	10 568 268	7 939 593	73 278 236
514	DE GERMANY, FED. REP. OF	3 140 218	35 551 874	25 714 718	219 181 666
515	AT AUSTRIA	195 791	3 826 739	1 660 574	32 280 156
516	BE BELGIUM	1 896 806	11 237 077	2 531 997	41 329 543
517	CH SWITZERLAND	1 058 678	6 532 491	3 302 116	47 724 794
518	LU LUXEMBOURG	822	100 449	6 558	810 169
520	MC MONACO	2	2 651	4	39 177
521	DK DENMARK	310 344	1 163 151	321 205	7 666 054
522	NO NORWAY	236 908	347 021	341 543	5 170 031
523	SE SWEDEN	1 165 809	13 274 421	1 965 629	24 738 568
524	FI FINLAND	766 728	6 146 348	923 946	13 169 444
525	IE IRELAND	457 272	2 806 698	303 889	6 496 633
526	IT ITALY	4 460 534	46 210 630	28 320 407	140 588 962
527	ES SPAIN	296 248	2 317 441	7 398 642	28 905 082
528	PT PORTUGAL	24 637	494 927	92 194	4 389 260
529	IS ICELAND	2	15 389	21	25 848
530	MS MONTserrat	2	2	355	355
531	GR GREECE	102 027	6 785 378	447 622	19 243 367
533	AD ANDORRA	0	1	0	2
534	LI LIECHTENSTEIN	911	6 925	31 370	252 016
540	CD DEMOCRATIC REP. OF THE CONGO	0	1 179 310	0	2 902 328
542	HU HUNGARY	14 421	494 867	288 843	4 303 819
543	PL POLAND	1 313 296	3 287 893	1 567 199	12 046 412
544	RO ROMANIA	98 048	241 448	651 506	1 437 933
545	BG BULGARIA	1 138	476 252	47 769	1 349 496
547	YU SERBIA	1	1	6	6
549	AM ARMENIA	90	31 400	5 852	144 929
550	AZ AZERBAIJAN	0	565	0	7 244
551	BY BELARUS	1 180	1 766	738 904	751 445
552	KZ KAZAKHSTAN	0	25	0	8 120
553	KG KYRGYZSTAN	20 017	92 826	86 587	943 711
554	MD MOLDOVA, REPUBLIC OF	3 590	16 830	43 473	263 058
557	UA UKRAINE	2 183 427	56 277 788	1 788 867	21 300 938
558	UZ UZBEKISTAN	0	396	0	18 966
559	LT LITHUANIA	2	1 077 389	176	534 706
560	LV LATVIA	64 802	171 449	245 648	757 209
561	EE ESTONIA	20 000	40 360	255 000	573 028
562	GE GEORGIA	0	14 576	0	626 701
563	HR CROATIA	622	4 110	6 821	30 918
564	BA BOSNIA AND HERZEGOVINA	0	600	0	9 490
565	MT MALTA	0	396 904	0	461 242
566	SK SLOVAKIA	80 008	1 133 198	126 708	2 003 093
567	SI SLOVENIA	109	37 668	2 501	219 717
568	CZ CZECH REPUBLIC	5 022 188	28 990 615	4 880 903	27 759 608
569	GS SOUTH GEORGIA AND THE SOUTH SA	0	70	0	690
570	REP. OF MACEDONIA	0	71	0	2 123
572	RU RUSSIA FEDERATION	2 404 072	37 054 884	1 911 046	22 533 791
<b>TOTAL IMPORT</b>		<b>618 022 694</b>	<b>6 450 624 620</b>	<b>1 905 656 061</b>	<b>20 682 143 578</b>

**K4. IMPOR KAWASAN BERIKAT / BOUND ZONE IMPORT**  
**MENURUT PROPINSI DAN PELABUHAN IMPOR / BY PROVINCE AND PORT OF IMPORTATION**  
**\*\* NOVEMBER / NOVEMBER 2012 \*\***

Kode Code	Propinsi / Pelabuhan Impor Province / Port of Importation	Berat Bersih / Net Weight (Kg)		Nilai CIF / CIF Value (US\$)	
		Bulan ini Current month	Kumulatif Cum. Jan to date	Bulan ini Current month	Kumulatif Cum. Jan to date
	<b>ACEH</b>	<b>0</b>	<b>37 104</b>	<b>0</b>	<b>39 355</b>
101	IDSBG ACEH - SABANG	0	37 104	0	39 355
	<b>SUMATERA UTARA</b>	<b>11 608 213</b>	<b>129 153 818</b>	<b>27 751 980</b>	<b>349 338 795</b>
144	IDBLW BELAWAN	11 606 431	128 129 446	27 471 408	342 475 242
145	IDTJB TANJUNG BALAI ASAHAN	0	219 320	0	95 184
166	IDMES MEDAN / POLONIA (U)	1 782	16 149	280 572	1 566 443
170	IDKTJ KUALA TANJUNG	0	788 903	0	5 201 926
	<b>RIAU</b>	<b>1 636 070</b>	<b>419 660 611</b>	<b>5 566 005</b>	<b>284 553 150</b>
225	IDDUM DUMAI	0	44 956 336	0	39 744 541
235	IDSUQ SUNGAI GUNTUNG	1 462 174	17 695 765	4 380 092	78 346 888
242	IDTEM TEMBILAHAN	173 896	2 078 232	1 185 913	19 508 019
273	IDPAK PEKAN BARU	0	39 442 193	0	5 576 841
277	IDBUN BUATAN	0	315 488 085	0	141 376 861
	<b>KEPULAUAN RIAU</b>	<b>14 119 258</b>	<b>128 907 660</b>	<b>61 108 482</b>	<b>639 673 072</b>
248	IDTBK TANJUNG BALAI KARIMUN	13 120 981	81 375 659	56 496 368	230 587 215
250	IDTAN TANJUNG UBAN	0	38 619 285	0	378 713 845
251	IDTPN TANJUNG PINANG	59 694	921 926	294 992	6 732 427
257	IDBPD BELAKANG PADANG	0	7 005 632	0	19 038 460
262	IDTNJ KIJANG (U)	0	5 939	0	41 745
263	IDPAS PASIR PANJANG	938 583	979 219	4 317 122	4 559 380
	<b>LAMPUNG</b>	<b>695 014</b>	<b>38 603 759</b>	<b>810 883</b>	<b>32 551 985</b>
395	IDPJG PANJANG	695 014	38 603 759	810 883	32 551 985
	<b>DKI JAKARTA</b>	<b>282 303 738</b>	<b>2 999 293 443</b>	<b>1 474 720 784</b>	<b>16 044 226 502</b>
431	IDTPP TANJUNG PRIOK	263 508 689	2 798 567 317	1 185 676 881	12 429 307 105
432	IDKLB KALIBARU	14 006 766	152 147 566	4 508 779	45 421 832
433	IDJKT JAKARTA / PASAR IKAN	1 075 182	6 643 028	8 082 428	32 330 945
434	IDCGK SOEKARNO-HATTA (U)	3 701 513	41 833 659	275 828 354	3 528 768 354
436	IDHLP HALIM PERDANA KUSUMA (U)	11 588	101 873	624 342	8 398 266
	<b>BANTEN</b>	<b>228 811 539</b>	<b>1 825 465 281</b>	<b>148 501 604</b>	<b>1 096 164 531</b>
461	IDMRK MERAK	66 350 448	372 590 948	52 249 072	236 155 848
473	IDCGD CIGADING	162 461 091	1 452 874 333	96 252 532	860 008 683
	<b>JAWA BARAT</b>	<b>0</b>	<b>249</b>	<b>0</b>	<b>87 153</b>
463	IDCBN CIREBON/PENGGUNG (U)	0	18	0	1 890
466	IDBDO HUSEIN SASTRANEGARA	0	231	0	85 263
	<b>JAWA TENGAH</b>	<b>24 516 503</b>	<b>240 417 633</b>	<b>90 413 618</b>	<b>1 038 959 136</b>
494	IDTES TANJUNG EMAS	24 406 512	239 436 532	89 357 457	1 029 847 016
495	IDCXP CILACAP	0	113	0	2 357
496	IDSRG ACHMAD YANI (U)	19 390	175 037	259 452	2 121 156
497	IDSMDR SEMARANG (PTT)	89 675	782 764	773 425	6 280 044
498	IDSOC JEBRES/ADI SUMARMO	926	23 187	23 284	708 563
	<b>DI YOGYAKARTA</b>	<b>323</b>	<b>3 333</b>	<b>9 312</b>	<b>111 533</b>
531	IDJOG ADI SUCIPTO (U)	323	3 272	9 312	107 042
532	IDJOK YOGYAKARTA (PTT)	0	61	0	4 491
	<b>JAWA TIMUR</b>	<b>54 332 036</b>	<b>668 176 669</b>	<b>96 773 393</b>	<b>1 173 943 129</b>
563	IDTPE TANJUNG PERAK	53 724 624	659 951 696	87 977 741	1 051 502 331
567	IDBJU BANYUWANGI	0	1 330 000	0	2 969 375
587	IDSUB JUANDA (U)-SURABAYA	106 380	1 491 461	7 483 234	103 612 959
588	IDSUR SURABAYA (PTT)	501 032	5 403 512	1 312 418	15 858 464
	<b>BALI</b>	<b>0</b>	<b>268 332</b>	<b>0</b>	<b>17 965 599</b>
613	IDBOA BENOA/LOLOAN	0	123 324	0	150 919
620	IDDPS NGURAH RAI (U)	0	145 008	0	17 814 680
	<b>KALIMANTAN SELATAN</b>	<b>0</b>	<b>513 592</b>	<b>0</b>	<b>3 259 865</b>
771	IDBAN BANJARMASIN	0	7 406	0	157 844
773	IDKTB KOTABARU	0	506 186	0	3 102 021
	<b>KALIMANTAN TIMUR</b>	<b>0</b>	<b>123 136</b>	<b>0</b>	<b>1 269 773</b>
803	IDBPP BALIKPAPAN	0	107 876	0	781 609
814	IDBPN SEPINGGAN (U)	0	15 260	0	488 164
	<b>TOTAL IMPORT</b>	<b>618 022 694</b>	<b>6 450 624 620</b>	<b>1 905 656 061</b>	<b>20 682 143 578</b>



# DATA

## MENCERDASKAN BANGSA



**BADAN PUSAT STATISTIK**

Jl. dr. Sutomo No. 6-8 Jakarta 10710

Telp. : (021) 3841195, 3842508, 3810291-4, Fax. : (021) 3857046

Homepage : <http://www.bps.go.id> E-mail : [bpsdq@bps.go.id](mailto:bpsdq@bps.go.id)

ISSN 0126-3668



9 770126 366007 >