



Katalog BPS: 7104016



Statistik Harga Konsumen Perdesaan

Kelompok Makanan

2013



BADAN PUSAT STATISTIK



Statistik Harga Konsumen Perdesaan

Kelompok Makanan

2013

Statistik Harga Konsumen Perdesaan Kelompok Makanan 2013

ISSN: 2338-0225

No. Publikasi: 06240-1305

Katalog BPS: 7104016

Ukuran Buku: 21 cm x 29 cm

Jumlah Halaman: xvi + 286 halaman

Naskah:

Subdirektorat Statistik Harga Perdesaan

Gambar Kulit:

Subdirektorat Publikasi dan Kompilasi Statistik

Diterbitkan oleh:

Badan Pusat Statistik, Jakarta-Indonesia

Dicetak oleh:

Boleh dikutip dengan menyebut sumbernya

KATA PENGANTAR

Publikasi Statistik Harga Konsumen Perdesaan Kelompok Makanan di Indonesia 2013 merupakan seri publikasi tahunan yang diterbitkan oleh Badan Pusat Statistik Republik Indonesia (BPS-RI). Publikasi ini memuat data harga konsumen/eceran barang/jasa keperluan konsumsi rumah tangga kelompok makanan, di pasar-pasar perdesaan selama tahun 2012. Data yang disajikan dikumpulkan melalui Survei Harga Perdesaan yang dilakukan setiap bulan di 32 provinsi di Indonesia tidak termasuk Provinsi DKI Jakarta.

Kami menyadari bahwa publikasi ini masih jauh dari sempurna, namun diharapkan publikasi ini dapat dimanfaatkan oleh para pengguna data dengan sebaik-baiknya. Untuk perbaikan dan penyempurnaan publikasi ini di masa yang akan datang, kiranya kritik dan saran yang konstruktif sangat diharapkan.

Akhirnya, kepada semua pihak yang telah membantu dapat diterbitkannya publikasi ini diucapkan terima kasih.

Jakarta, Maret 2013

KEPALA BADAN PUSAT STATISTIK



Dr. Suryamin, M.Sc.

DAFTAR ISI

Uraian	Hal
Kata Pengantar	i
Daftar Isi	iii
Daftar Tabel	v
Penjelasan Ringkas	xi
A. Pendahuluan	xi
B. Cakupan Data	xi
C. Metodologi Pengumpulan Data dan Penghitungan Rata-rata Harga	xii
D. Konsep dan Definisi	xii
E. Ulasan Singkat	xiv
Tabel-tabel	1-286

<http://www.bpsnoid.com>

DAFTAR TABEL

	Uraian	Hal
Kelompok Bahan Makanan		
Tabel 1.1	Harga Konsumen Perdesaan Beras (Rp/Kg), 2012	3
Tabel 1.2	Harga Konsumen Perdesaan Tepung Beras (Rp/500 gr), 2012	5
Tabel 1.3	Harga Konsumen Perdesaan Tepung Terigu (Rp/Kg), 2012	7
Tabel 1.4	Harga Konsumen Perdesaan Jagung Pipilan/Pocelan (Rp/Kg), 2012	9
Tabel 1.5	Harga Konsumen Perdesaan Mie Basah (Rp/Kg), 2012	11
Tabel 1.6	Harga Konsumen Perdesaan Mie Instan (Rp/Bungkus), 2012	13
Tabel 1.7	Harga Konsumen Perdesaan Mie Telur Kering (Rp/Bungkus), 2012	15
Tabel 1.8	Harga Konsumen Perdesaan Bihun (Rp/Kg), 2012	17
Tabel 1.9	Harga Konsumen Perdesaan Ketela Pohon (Rp/Kg), 2012	19
Tabel 1.10	Harga Konsumen Perdesaan Ketela Rambat (Rp/Kg), 2012	21
Tabel 1.11	Harga Konsumen Perdesaan Daging Sapi (Rp/Kg), 2012	23
Tabel 1.12	Harga Konsumen Perdesaan Daging Kambing (Rp/Kg), 2012	25
Tabel 1.13	Harga Konsumen Perdesaan Daging Babi (Rp/Kg), 2012	27
Tabel 1.14	Harga Konsumen Perdesaan Daging Ayam (Rp/Kg), 2012	29
Tabel 1.15	Harga Konsumen Perdesaan Hati Ayam (Rp/Kg), 2012	31
Tabel 1.16	Harga Konsumen Perdesaan Ikan Cakalang (Rp/Kg), 2012	33
Tabel 1.17	Harga Konsumen Perdesaan Cumi-cumi (Rp/Kg), 2012	35
Tabel 1.18	Harga Konsumen Perdesaan Ikan Ekor Kuning (Rp/Kg), 2012	37
Tabel 1.19	Harga Konsumen Perdesaan Ikan Kembung (Rp/Kg), 2012	39
Tabel 1.20	Harga Konsumen Perdesaan Ikan Selar (Rp/Kg), 2012	41
Tabel 1.21	Harga Konsumen Perdesaan Ikan Tenggiri (Rp/Kg), 2012	43
Tabel 1.22	Harga Konsumen Perdesaan Ikan Teri (Rp/Kg), 2012	45
Tabel 1.23	Harga Konsumen Perdesaan Ikan Tongkol (Rp/Kg), 2012	47
Tabel 1.24	Harga Konsumen Perdesaan Udang Laut (Rp/Kg), 2012	49
Tabel 1.25	Harga Konsumen Perdesaan Ikan Tembang (Rp/Kg), 2012	51
Tabel 1.26	Harga Konsumen Perdesaan Ikan Layang (Rp/Kg), 2012	53
Tabel 1.27	Harga Konsumen Perdesaan Ikan Kakap (Rp/Kg), 2012	55
Tabel 1.28	Harga Konsumen Perdesaan Kerang (Rp/Kg), 2012	57
Tabel 1.29	Harga Konsumen Perdesaan Ikan Ketamba (Rp/Kg), 2012	59
Tabel 1.30	Harga Konsumen Perdesaan Ikan Baronang (Rp/Kg), 2012	61

	Uraian	Hal
Tabel 1.31	Harga Konsumen Perdesaan Ikan Gabus (Rp/Kg), 2012	63
Tabel 1.32	Harga Konsumen Perdesaan Ikan Mujair (Rp/Kg), 2012	65
Tabel 1.33	Harga Konsumen Perdesaan Ikan Mas (Rp/Kg), 2012	67
Tabel 1.34	Harga Konsumen Perdesaan Ikan Lele (Rp/Kg), 2012	69
Tabel 1.35	Harga Konsumen Perdesaan Ikan Nila (Rp/Kg), 2012	71
Tabel 1.36	Harga Konsumen Perdesaan Ikan Bandeng (Rp/Kg), 2012	73
Tabel 1.37	Harga Konsumen Perdesaan Udang Darat (Rp/Kg), 2012	75
Tabel 1.38	Harga Konsumen Perdesaan Ikan Patin (Rp/Kg), 2012	77
Tabel 1.39	Harga Konsumen Perdesaan Ikan Asin (Rp/Kg), 2012	79
Tabel 1.40	Harga Konsumen Perdesaan Ikan Pindang (Rp/Kg), 2012	81
Tabel 1.41	Harga Konsumen Perdesaan Ikan Asap (Rp/Kg), 2012	83
Tabel 1.42	Harga Konsumen Perdesaan Ikan Dalam Kaleng (Rp/Kaleng), 2012	85
Tabel 1.43	Harga Konsumen Perdesaan Daging Dalam Kaleng (Rp/Kaleng), 2012	87
Tabel 1.44	Harga Konsumen Perdesaan Bakso (Rp/10 Buah), 2012	89
Tabel 1.45	Harga Konsumen Perdesaan Sosis (Rp/Bungkus), 2012	91
Tabel 1.46	Harga Konsumen Perdesaan Susu Kental Manis (Rp/Kaleng), 2012	93
Tabel 1.47	Harga Konsumen Perdesaan Susu Perah/Murni (Rp/Liter), 2012	95
Tabel 1.48	Harga Konsumen Perdesaan Susu Bubuk Instan (Rp/Kotak), 2012	97
Tabel 1.49	Harga Konsumen Perdesaan Susu Cair Kemasan (Rp/Kemas), 2012	99
Tabel 1.50	Harga Konsumen Perdesaan Susu Bubuk Bayi (Rp/Kotak), 2012	101
Tabel 1.51	Harga Konsumen Perdesaan Makanan Bayi (Rp/Kotak), 2012	103
Tabel 1.52	Harga Konsumen Perdesaan Telur Ayam Negeri (Rp/Kg), 2012	105
Tabel 1.53	Harga Konsumen Perdesaan Telur Ayam Buras (Rp/Butir), 2012	107
Tabel 1.54	Harga Konsumen Perdesaan Telur Itik/Bebek (Rp/Butir), 2012	109
Tabel 1.55	Harga Konsumen Perdesaan Telur Puyuh Mentah (Rp/Kg), 2012	111
Tabel 1.56	Harga Konsumen Perdesaan Telur Puyuh Matang (Rp/10 Butir), 2012	113
Tabel 1.57	Harga Konsumen Perdesaan Minyak Kelapa (Rp/Kg), 2012	115
Tabel 1.58	Harga Konsumen Perdesaan Minyak Goreng (Rp/Liter), 2012	117
Tabel 1.59	Harga Konsumen Perdesaan Margarin (Rp/Sachet), 2012	119
Tabel 1.60	Harga Konsumen Perdesaan Kelapa Tua (Rp/Butir), 2012	121

	Uraian	Hal
Tabel 1.61	Harga Konsumen Perdesaan Kangkung (Rp/Kg), 2012	123
Tabel 1.62	Harga Konsumen Perdesaan Bayam (Rp/Kg), 2012	125
Tabel 1.63	Harga Konsumen Perdesaan Kubis/Kol (Rp/Kg), 2012	127
Tabel 1.64	Harga Konsumen Perdesaan Kacang Panjang (Rp/Kg), 2012	129
Tabel 1.65	Harga Konsumen Perdesaan Kentang (Rp/Kg), 2012	131
Tabel 1.66	Harga Konsumen Perdesaan Cabe Merah (Rp/Kg), 2012	133
Tabel 1.67	Harga Konsumen Perdesaan Cabe Rawit (Rp/Kg), 2012	135
Tabel 1.68	Harga Konsumen Perdesaan Ketimun (Rp/Kg), 2012	137
Tabel 1.69	Harga Konsumen Perdesaan Sawi (Rp/Kg), 2012	139
Tabel 1.70	Harga Konsumen Perdesaan Tomat Sayur (Rp/Kg), 2012	141
Tabel 1.71	Harga Konsumen Perdesaan Labu Siam/Jipang (Rp/Kg), 2012	143
Tabel 1.72	Harga Konsumen Perdesaan Petai (Rp/Papan), 2012	145
Tabel 1.73	Harga Konsumen Perdesaan Terung (Rp/Kg), 2012	147
Tabel 1.74	Harga Konsumen Perdesaan Nangka Muda (Rp/Kg), 2012	149
Tabel 1.75	Harga Konsumen Perdesaan Tauge/Kecambah (Rp/Kg), 2012	151
Tabel 1.76	Harga Konsumen Perdesaan Buncis (Rp/Kg), 2012	153
Tabel 1.77	Harga Konsumen Perdesaan Wortel (Rp/Kg), 2012	155
Tabel 1.78	Harga Konsumen Perdesaan Daun Singkong (Rp/Kg), 2012	157
Tabel 1.79	Harga Konsumen Perdesaan Pare/Paria (Rp/Kg), 2012	159
Tabel 1.80	Harga Konsumen Perdesaan Jengkol (Rp/Kg), 2012	161
Tabel 1.81	Harga Konsumen Perdesaan Cabe Hijau (Rp/Kg), 2012	163
Tabel 1.82	Harga Konsumen Perdesaan Pisang (Rp/Kg), 2012	165
Tabel 1.83	Harga Konsumen Perdesaan Pepaya (Rp/Kg), 2012	167
Tabel 1.84	Harga Konsumen Perdesaan Jeruk (Rp/Kg), 2012	169
Tabel 1.85	Harga Konsumen Perdesaan Mangga (Rp/Kg), 2012	171
Tabel 1.86	Harga Konsumen Perdesaan Sawo (Rp/Kg), 2012	173
Tabel 1.87	Harga Konsumen Perdesaan Tomat Buah (Rp/Kg), 2012	175
Tabel 1.88	Harga Konsumen Perdesaan Salak (Rp/Kg), 2012	177
Tabel 1.89	Harga Konsumen Perdesaan Apel (Rp/Kg), 2012	179
Tabel 1.90	Harga Konsumen Perdesaan Semangka (Rp/Kg), 2012	181

	Uraian	Hal
Tabel 1.91	Harga Konsumen Perdesaan Kacang Tanah (Rp/Kg), 2012	183
Tabel 1.92	Harga Konsumen Perdesaan Kacang Hijau (Rp/Kg), 2012	185
Tabel 1.93	Harga Konsumen Perdesaan Kacang Kedele (Rp/Kg), 2012	187
Tabel 1.94	Harga Konsumen Perdesaan Kacang Joglo/Tolo (Rp/Kg), 2012	189
Tabel 1.95	Harga Konsumen Perdesaan Kacang Merah (Rp/Kg), 2012	191
Tabel 1.96	Harga Konsumen Perdesaan Tempe Kedele (Rp/Kg), 2012	193
Tabel 1.97	Harga Konsumen Perdesaan Tahu Mentah (Rp/Kg), 2012	195
Tabel 1.98	Harga Konsumen Perdesaan Oncom (Rp/Kg), 2012	197
Tabel 1.99	Harga Konsumen Perdesaan Tauco (Rp/Botol), 2012	199
Tabel 1.100	Harga Konsumen Perdesaan Bawang Merah (Rp/Kg), 2012	201
Tabel 1.101	Harga Konsumen Perdesaan Bawang Putih (Rp/Kg), 2012	203
Tabel 1.102	Harga Konsumen Perdesaan Lada/Merica (Rp/Kg), 2012	205
Tabel 1.103	Harga Konsumen Perdesaan Garam Bata (Rp/400 Gr), 2012	207
Tabel 1.104	Harga Konsumen Perdesaan Garam Hancur (Rp/250 Gr), 2012	209
Tabel 1.105	Harga Konsumen Perdesaan Kecap Manis (Rp/Botol), 2012	211
Tabel 1.106	Harga Konsumen Perdesaan Bumbu Masak (Rp/Bungkus), 2012	213
Tabel 1.107	Harga Konsumen Perdesaan Terasi Udang (Rp/Ons), 2012	215
Tabel 1.108	Harga Konsumen Perdesaan Kemiri (Rp/Kg), 2012	217
Tabel 1.109	Harga Konsumen Perdesaan Asam Jawa (Rp/Kg), 2012	219
Tabel 1.110	Harga Konsumen Perdesaan Gula Merah (Rp/Kg), 2012	221
Tabel 1.111	Harga Konsumen Perdesaan Ketumbar (Rp/Ons), 2012	223
Tabel 1.112	Harga Konsumen Perdesaan Jinten (Rp/Ons), 2012	225
Tabel 1.113	Harga Konsumen Perdesaan Kerupuk (Rp/Kg), 2012	227
Tabel 1.114	Harga Konsumen Perdesaan Emping (Rp/Kg), 2012	229
Tabel 1.115	Harga Konsumen Perdesaan Bahan Agar-agar (Rp/Bungkus), 2012	231
 Kelompok Makanan Jadi		
Tabel 2.1	Harga Konsumen Perdesaan Roti Tawar (Rp/200 Gr), 2012	235
Tabel 2.2	Harga Konsumen Perdesaan Gado-gado (Rp/Porsi), 2012	237
Tabel 2.3	Harga Konsumen Perdesaan Biskuit (Rp/250 Gr), 2012	239
Tabel 2.4	Harga Konsumen Perdesaan Bubur Kacang Hijau (Rp/Porsi), 2012	241

	Uraian	Hal
Tabel 2.5	Harga Konsumen Perdesaan Mie Bakso (Rp/Porsi), 2012	243
Tabel 2.6	Harga Konsumen Perdesaan Makanan Ringan Anak (Rp/Bungkus), 2012	245
Tabel 2.7	Harga Konsumen Perdesaan Mie Ayam (Rp/Porsi), 2012	247
Tabel 2.8	Harga Konsumen Perdesaan Gula Pasir (Rp/Kg), 2012	249
Tabel 2.9	Harga Konsumen Perdesaan Kopi Bubuk (Rp/Ons), 2012	251
Tabel 2.10	Harga Konsumen Perdesaan Kopi Instan (Kopi+Gula) (Rp/Sachet), 2012	253
Tabel 2.11	Harga Konsumen Perdesaan Teh Botol (Rp/Botol), 2012	255
Tabel 2.12	Harga Konsumen Perdesaan Teh Hitam (Rp/40 Gr), 2012	257
Tabel 2.13	Harga Konsumen Perdesaan Teh Hijau (Rp/40 Gr), 2012	259
Tabel 2.14	Harga Konsumen Perdesaan Teh Celup (Rp/Bungkus=25 Buah), 2012	261
Tabel 2.15	Harga Konsumen Perdesaan Minuman Ringan (Rp/Botol), 2012	263
Tabel 2.16	Harga Konsumen Perdesaan Air Mineral (Rp/Botol), 2012	265
Tabel 2.17	Harga Konsumen Perdesaan Minuman Kesehatan/Berenergi (Rp/Botol), 2012	267
Tabel 2.18	Harga Konsumen Perdesaan Ice Cream (Rp/Cup), 2012	269
Tabel 2.19	Harga Konsumen Perdesaan Rokok Putih (Rp/ Bungkus=20 Batang), 2012	271
Tabel 2.20	Harga Konsumen Perdesaan Rokok Kretek (Rp/ Bungkus=12 Batang), 2012	273
Tabel 2.21	Harga Konsumen Perdesaan Rokok Kretek Filter (Rp/Bungkus=12 Batang), 2012	275
Tabel 2.22	Harga Konsumen Perdesaan Tembakau Shag (Rp/Ons), 2012	277
Tabel 2.23	Harga Konsumen Perdesaan Sirih (Rp/20 Lembar), 2012	279
Tabel 2.24	Harga Konsumen Perdesaan Pinang Belum Dikupas (Rp/Buah), 2012	281
Tabel 2.25	Harga Konsumen Perdesaan Gambir (Rp/Buah), 2012	283
Tabel 2.26	Harga Konsumen Perdesaan Bir (Rp/Botol), 2012	285

Penjelasan Ringkas

A. PENDAHULUAN

Tingkat kesejahteraan masyarakat khususnya di daerah perdesaan sangat ditentukan oleh tingkat keberhasilan pembangunan khususnya di sektor pertanian, karena sektor pertanian ini masih sangat mendominasi daerah perdesaan. Unsur daya beli masyarakat perdesaan merupakan salah satu indikator yang dapat menggambarkan tingkat kesejahteraan. Oleh karena itu, informasi tentang harga khususnya harga konsumen untuk berbagai komoditas di daerah perdesaan sangat diperlukan guna menentukan kebijakan pemerintah untuk membantu mewujudkan kesejahteraan masyarakat daerah perdesaan.

Pengumpulan data harga konsumen perdesaan dilakukan di seluruh provinsi di Indonesia kecuali DKI Jakarta melalui Survei Harga Konsumen Perdesaan yang merupakan salah satu kegiatan rutin dalam rangka penghitungan Indeks Harga yang Dibayar Petani (Ib) dan nilai tukar petani. Harga Konsumen Perdesaan meliputi harga berbagai komoditas baik makanan maupun non makanan yang banyak dikonsumsi masyarakat perdesaan.

Data yang disajikan dalam publikasi ini adalah data harga konsumen perdesaan kelompok makanan 2012 yang dirinci menurut bulan dan provinsi, dengan maksud untuk mengetahui tingkat perkembangan harga konsumen di provinsi dari suatu barang kelompok makanan di daerah perdesaan.

B. CAKUPAN DATA

Dalam publikasi ini disajikan data harga konsumen perdesaan dari berbagai jenis barang dan jasa kebutuhan konsumsi rumah tangga kelompok makanan. Daerah yang dicakup meliputi 32 provinsi kecuali DKI Jakarta (32 provinsi), yaitu: Provinsi Aceh, Sumatera Utara, Sumatera Barat, Riau, Jambi, Sumatera Selatan, Bengkulu, Lampung, Kepulauan Bangka Belitung, Kepulauan Riau, Jawa Barat, Jawa Tengah, Daerah Istimewa Yogyakarta, Jawa Timur, Banten, Bali, Nusa Tenggara Timur, Nusa Tenggara Barat, Kalimantan Barat, Kalimantan Tengah, Kalimantan Selatan, Kalimantan Timur, Sulawesi Utara, Sulawesi Tengah, Sulawesi Selatan, Sulawesi Tenggara, Gorontalo, Sulawesi

Barat, Maluku, Maluku Utara, Papua Barat dan Papua.

C. METODE PENGUMPULAN DATA DAN PENGHITUNGAN RATA-RATA HARGA

1. Metode Pengumpulan Data

Pengumpulan data harga konsumen perdesaan kelompok makanan oleh Koordinator Statistik Kecamatan (KSK) menggunakan daftar HKD-1 melalui wawancara langsung kepedagang eceran yang berada di pasar perdesaan. Pencacahan dilakukan setiap bulan antara tanggal 10-14 atau pada hari pasar yang terdekat dengan tanggal tersebut.

Pencatatan harga setiap komoditas/merk di masing-masing pasar dilakukan terhadap tiga atau empat pedagang. Harga yang dicatat dalam daftar HKD-1 merupakan harga yang terbanyak muncul (modus) atau rata-rata harga. Hasil pencatatan yang ada dalam daftar HKD-1 tersebut selanjutnya dipindahkan ke register HKD. Setelah daftar harganya disalin, kemudian daftar HKD-1 dikirim ke BPS Kabupaten dan BPS Provinsi. Sedangkan register HKD disimpan KSK untuk membantu dalam mengisi harga bulan sebelumnya pada daftar HKD-1 sebelum KSK melakukan pengumpulan data. Daftar HKD-1 di entry di BPS Kabupaten atau di BPS Provinsi, kemudian hasil entry data tersebut dikirim ke BPS-RI.

2. Metode Penghitungan Rata-rata Harga

Formula penghitungan rata-rata harga tiap jenis barang untuk harga produsen di masing-masing provinsi setiap bulannya menggunakan rata-rata harga sederhana (*Simple Average*) dari sampel yang masuk ke BPS pada bulan yang bersangkutan, sebagai berikut:

$$\bar{P}_{ni} = \frac{\sum_{s=1}^m P_{ni}}{m}$$

\bar{P}_{ni} = rata-rata harga jenis barang i pada bulan ke-n

$\sum P_{ni}$ = Jumlah harga jenis barang i pada bulan ke-n

m = Jumlah sampel

D. KONSEP DAN DEFINISI

1. Pasar

Yang dimaksud dengan pasar adalah suatu tempat terjadinya transaksi antara penjual dan pembeli atau tempat yang biasanya terdapat penawaran dan permintaan.

Pasar yang diteliti adalah pasar yang cukup mewakili dari semua pasar di kecamatan yang sudah ditentukan, dan mempunyai syarat antara lain:

- a. Pasar tersebut adalah yang terbesar di kecamatan terpilih
- b. Kebanyakan masyarakat, terutama petani berbelanja di pasar tersebut
- c. Barang yang harus diperjual-belikan beraneka ragam
- d. Dapat dijamin kelangsungan pencatatan harga di pasar tersebut
- e. Pasar tersebut terletak di daerah perdesaan.

2. Harga Konsumen/Eceran Perdesaan

Harga eceran adalah harga transaksi secara tunai yang terjadi antara penjual dan pembeli dengan satuan eceran di pasar setempat untuk setiap jenis barang yang dibeli dengan tujuan untuk dikonsumsi sendiri dan bukan untuk dijual kepada pihak lain. Harga yang dicatat dalam daftar isian merupakan harga yang telah dikonversi ke dalam satuan baku yang tercantum dalam daftar isian.

Persyaratan pedagang/penjual yang menjadi responden adalah:

- a. Pedagang harus mempunyai cukup persediaan barang untuk menjaga terjaminnya kelangsungan pencatatan harga selanjutnya.
- b. Pedagang menjual barangnya secara eceran dan di tempat yang tetap.
- c. Pedagang banyak/ramai dikunjungi pembeli
- d. Pedagang merupakan *price influencer*, dimana harga yang ditetapkan dapat mempengaruhi pedagang/penjualan lainnya
- e. Pedagang menjual beraneka ragam barang sehingga memudahkan petugas memperoleh data harga konsumen bermacam-macam jenis barang.

3. Satuan

Satuan yang digunakan dalam daftar isian adalah satuan baku yang lazim dipakai untuk pembelian secara eceran, misalnya kilogram (kg), 100 gram (ons), liter (l), buah, butir, bungkus, batang, pasang, dan lain sebagainya. Jika satuan setempat yang dipakai tidak sesuai dengan yang ada dalam daftar isian, maka harus dikonversikan terlebih dahulu agar sesuai dengan satuan baku yang ada pada daftar isian.

4. Konsumsi Rumah Tangga

Konsumsi rumah tangga terdiri dari konsumsi makanan dan konsumsi non makanan. Dengan mengadopsi COICOP, konsumsi rumah tangga dibagi dalam 7 (tujuh) subkelompok, yaitu:

- | | | |
|--|---|----------------------|
| 1. Subkelompok bahan makanan | } | Kelompok Makanan |
| 2. Subkelompok bahan makanan jadi | | |
| 3. Subkelompok perumahan | } | Kelompok Non Makanan |
| 4. Subkelompok sandang | | |
| 5. Subkelompok kesehatan | | |
| 6. Subkelompok pendidikan, rekreasi dan olahraga | | |
| 7. Subkelompok transportasi dan komunikasi | | |

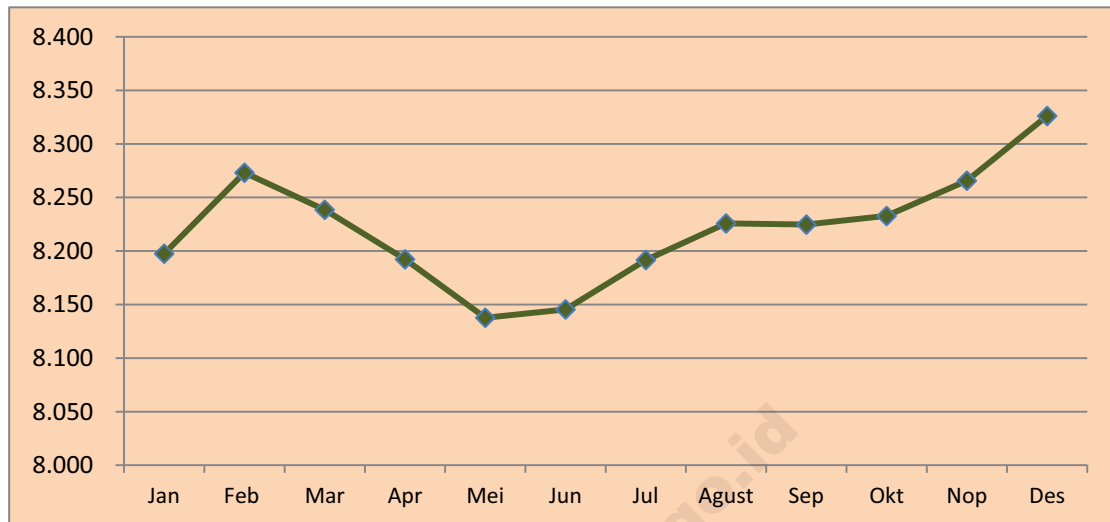
8. ULASAN SINGKAT

Secara umum, harga eceran di perdesaan untuk konsumsi makanan 2012 mengalami kenaikan dibandingkan tahun-tahun sebelumnya walaupun beberapa jenis barang di berbagai daerah ada yang mengalami penurunan maupun stabil. Perkembangan harga beberapa komoditi konsumsi makanan di 32 provinsi, sebagai berikut:

Beras yang merupakan salah satu bahan kebutuhan pokok bagi penduduk Indonesia terlebih di daerah perdesaan, peranannya masih dominan terhadap konsumsi rumah tangga sehari-hari. Oleh sebab itu harga komoditas ini masih selalu dimonitor oleh pemerintah secara intensif. Bila dibandingkan antar waktu pada 2012 harga beras di perdesaan secara rata-rata relatif stabil, secara nasional harga rata-rata tertinggi terjadi pada Desember 2012 yang mencapai Rp. 8.326,- per kg, sedangkan harga terendah terjadi pada Mei yang mencapai Rp. 8.138,-, hal ini disebabkan terjadi panen raya di sentra produksi padi (Tabel 1.1.). Rata-rata harga eceran beras selama 2012 terendah di Provinsi Sulawesi

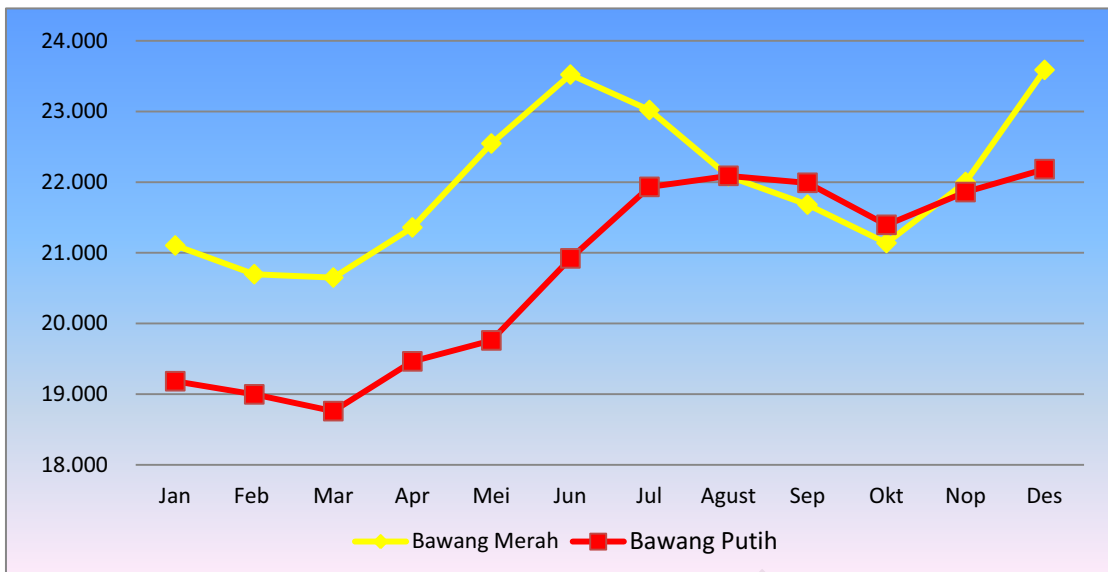
Selatan yaitu sebesar Rp. 6.505,- dan tertinggi di Provinsi Papua Barat yaitu sebesar Rp. 10.188,-.

Grafik 1.
Rata-Rata Harga Beras Nasional, 2012 (Rp/Kg)



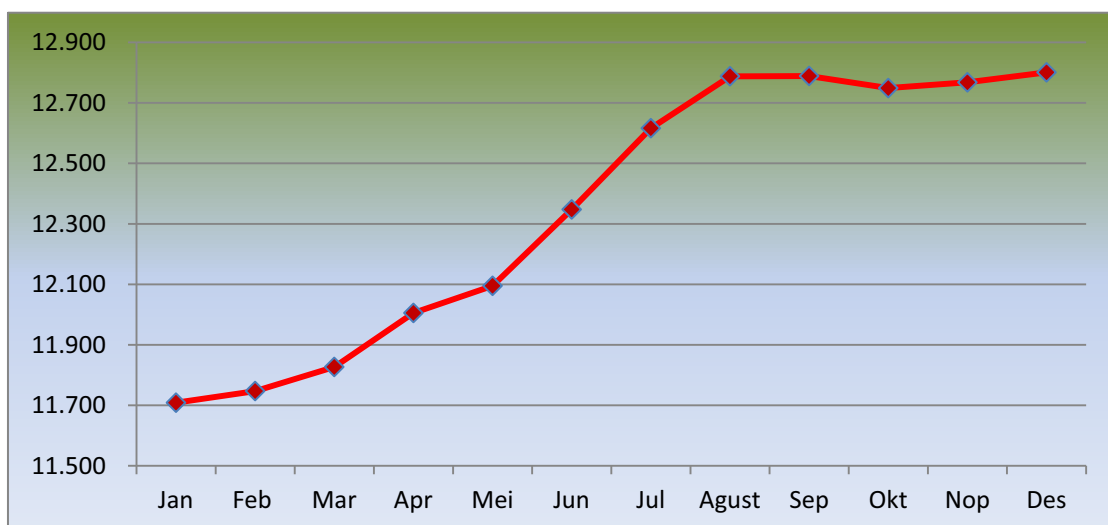
Bawang merah dan bawang putih merupakan tanaman yang sangat dipengaruhi musim sehingga fluktuasi harga untuk komoditas tersebut seringkali mencolok dan sangat bervariasi. Harga Nasional tertinggi untuk jenis komoditi bawang merah terjadi pada Desember 2012, yaitu sebesar Rp. 23.588,- per kg dan bawang putih terjadi pada Desember 2012 yaitu sebesar Rp. 22.183,- per kg. Sedangkan harga terendah untuk komoditas bawang merah terjadi pada Maret 2012 yaitu sebesar Rp. 20.649,- per kg dan bawang putih terjadi pada Maret 2012 yaitu sebesar Rp. 18.758,- per kg (Tabel 1.100 dan Tabel 1.101). Dilihat menurut provinsi, rata-rata harga tertinggi bawang merah pada 2012 adalah Provinsi Papua dengan rata-rata harga sebesar Rp. 48.217,- dan terendah di Provinsi Sumatera Selatan dengan rata-rata harga sebesar Rp. 13.332,-. Sedangkan untuk rata-rata harga bawang putih tertinggi di Provinsi Papua dengan rata-rata harga sebesar Rp. 37.442,- dan terendah adalah Provinsi Bali dengan rata-rata harga sebesar Rp. 13.971,-.

Grafik 2.
Rata-Rata Harga Bawang Merah dan Bawang Putih Nasional, 2012 (Rp/Kg)



Pada kelompok makanan jadi, jenis komoditi gula pasir merupakan komoditas pokok lain yang banyak dikonsumsi dan sangat berpengaruh di masyarakat. Harga rata-rata tertinggi jenis komoditas gula pasir pada 2012 secara nasional terjadi pada September 2012 yaitu sebesar Rp. 12.789,- per kg, sedangkan harga terendah terjadi pada Januari 2012 yaitu sebesar Rp. 11.709,- per kg (Tabel 2.8). Rata-rata harga eceran gula pasir 2012 terendah di Provinsi Kepulauan Riau yaitu sebesar Rp. 10.664,- dan tertinggi di Provinsi Sumatera Utara yaitu sebesar Rp. 16.331,-.

Grafik 3.
Rata-Rata Harga Gula Pasir Nasional, 2012 (Rp/Kg)



Kelompok Bahan Makanan



Tabel 1.1
Harga Konsumen Perdesaan Kelompok Bahan Makanan, 2012
Beras (Rp/Kg)

Provinsi	Januari	Februari	Maret	April	Mei	Juni
(1)	(2)	(3)	(4)	(5)	(6)	(7)
Aceh	8.589	8.683	8.751	8.755	8.765	8.742
Sumatera Utara	8.415	8.417	8.423	8.428	8.301	8.325
Sumatera Barat	8.889	8.879	8.673	8.585	8.541	8.598
Riau	9.050	9.175	9.207	9.222	9.186	9.133
Jambi	8.730	8.713	8.710	8.553	8.518	8.571
Sumatera Selatan	7.173	7.287	7.209	7.308	7.264	7.253
Bengkulu	8.644	8.898	8.921	8.846	8.743	8.737
Lampung	7.694	7.847	7.832	7.504	7.293	7.304
Kep. Bangka Belitung	8.721	8.788	8.936	9.033	9.039	8.899
Kepulauan Riau	8.857	9.024	9.049	9.116	9.106	9.295
Jawa Barat	7.242	7.379	7.194	7.030	6.947	6.971
Jawa Tengah	7.903	7.887	7.655	7.578	7.484	7.503
D. I. Yogyakarta	8.033	7.970	7.797	7.550	7.480	7.487
Jawa Timur	7.765	7.791	7.603	7.494	7.473	7.537
Banten	8.080	8.178	7.829	7.661	7.635	7.645
Bali	8.398	8.463	8.373	8.290	8.243	8.222
Nusa Tenggara Barat	8.467	8.618	8.333	8.208	8.152	8.292
Nusa Tenggara Timur	7.809	7.975	8.170	8.100	7.974	7.771
Kalimantan Barat	8.334	8.408	8.462	8.462	8.375	8.367
Kalimantan Tengah	8.985	8.977	8.850	8.879	8.791	8.791
Kalimantan Selatan	8.253	8.292	8.278	8.137	8.153	8.193
Kalimantan Timur	8.534	8.597	8.614	8.557	8.653	8.645
Sulawesi Utara	7.587	7.647	7.574	7.657	7.542	7.518
Sulawesi Tengah	6.958	7.129	7.188	7.253	7.105	7.116
Sulawesi Selatan	6.460	6.591	6.660	6.620	6.522	6.438
Sulawesi Tenggara	7.203	7.322	7.506	7.563	7.439	7.370
Gorontalo	7.811	7.870	7.692	7.584	7.640	7.794
Sulawesi Barat	7.648	7.671	7.627	7.630	7.536	7.523
Maluku	8.739	8.860	8.961	8.918	8.904	8.943
Maluku Utara	9.210	9.210	9.294	9.294	9.254	9.310
Papua Barat	10.000	10.094	10.094	10.063	10.138	10.138
Papua	8.141	8.100	8.165	8.277	8.212	8.225
Nasional	8.198	8.273	8.239	8.192	8.138	8.146

Lanjutan Tabel 1.1

Provinsi	Juli	Agustus	September	Oktober	November	Desember	Rata-rata
(1)	(8)	(9)	(10)	(11)	(12)	(13)	(14)
Aceh	8.881	8.962	8.962	8.999	8.997	9.045	8.844
Sumatera Utara	8.320	8.424	8.465	8.510	8.586	8.764	8.448
Sumatera Barat	8.566	8.610	8.671	8.638	8.732	8.762	8.679
Riau	9.222	9.237	9.277	9.319	9.323	9.331	9.224
Jambi	8.718	8.795	8.779	8.725	8.842	8.860	8.709
Sumatera Selatan	7.273	7.300	7.391	7.381	7.471	7.496	7.317
Bengkulu	8.745	8.823	8.750	8.804	8.793	8.903	8.800
Lampung	7.416	7.536	7.593	7.644	7.679	7.829	7.597
Kep. Bangka Belitung	8.998	9.068	9.097	9.097	9.099	9.114	8.991
Kepulauan Riau	9.295	9.346	9.215	9.345	9.447	9.416	9.209
Jawa Barat	7.027	7.113	7.072	7.073	7.109	7.153	7.109
Jawa Tengah	7.564	7.616	7.585	7.543	7.571	7.730	7.635
D. I. Yogyakarta	7.532	7.459	7.476	7.487	7.553	7.704	7.627
Jawa Timur	7.577	7.622	7.622	7.629	7.621	7.680	7.618
Banten	7.723	7.646	7.775	7.630	7.723	7.783	7.776
Bali	8.262	8.303	8.306	8.280	8.255	8.315	8.309
Nusa Tenggara Barat	8.380	8.421	8.456	8.268	8.349	8.221	8.347
Nusa Tenggara Timur	7.801	7.801	7.862	7.870	7.928	7.886	7.912
Kalimantan Barat	8.397	8.537	8.570	8.655	8.765	8.807	8.512
Kalimantan Tengah	8.754	8.783	8.783	8.744	8.737	8.692	8.814
Kalimantan Selatan	8.135	8.071	8.079	8.072	8.049	8.049	8.147
Kalimantan Timur	8.682	8.778	8.700	8.730	8.820	8.820	8.677
Sulawesi Utara	7.610	7.600	7.571	7.741	7.695	7.761	7.625
Sulawesi Tengah	7.177	7.158	7.041	7.013	7.015	7.003	7.096
Sulawesi Selatan	6.478	6.466	6.405	6.460	6.502	6.456	6.505
Sulawesi Tenggara	7.328	7.315	7.313	7.247	7.234	7.386	7.352
Gorontalo	8.004	8.147	8.174	8.186	8.172	8.249	7.944
Sulawesi Barat	7.535	7.501	7.464	7.482	7.486	7.554	7.555
Maluku	9.092	9.092	9.077	9.103	9.143	9.351	9.015
Maluku Utara	9.265	9.184	9.163	9.209	9.209	9.256	9.238
Papua Barat	10.101	10.174	10.174	10.267	10.298	10.719	10.188
Papua	8.273	8.334	8.322	8.298	8.298	8.343	8.249
Nasional	8.192	8.226	8.225	8.233	8.266	8.326	8.221

Tabel 1.2
Harga Konsumen Perdesaan Kelompok Bahan Makanan, 2012
Tepung Beras (Rp/500 Gr)

Provinsi	Januari	Februari	Maret	April	Mei	Juni
(1)	(2)	(3)	(4)	(5)	(6)	(7)
Aceh	6.002	6.002	6.100	6.120	6.140	6.140
Sumatera Utara	7.265	7.265	7.276	7.426	7.319	7.361
Sumatera Barat	5.821	5.821	5.821	5.871	5.918	5.918
Riau	7.053	7.103	7.103	7.103	7.639	7.589
Jambi	7.084	7.084	7.084	7.084	7.084	7.084
Sumatera Selatan	6.287	6.351	6.139	6.139	6.139	6.298
Bengkulu	5.830	5.911	5.911	5.911	5.950	5.988
Lampung	5.240	5.240	5.240	5.445	5.445	5.445
Kep. Bangka Belitung	5.684	5.684	5.790	5.790	5.626	5.626
Kepulauan Riau	6.560	7.106	7.106	7.106	7.106	7.106
Jawa Barat	7.770	7.857	7.873	7.945	7.933	7.804
Jawa Tengah	5.131	5.179	5.186	5.183	5.174	5.210
D. I. Yogyakarta	7.101	7.243	6.888	6.888	6.888	6.876
Jawa Timur	4.888	4.883	4.980	4.966	4.993	4.970
Banten	6.116	6.116	6.116	6.187	6.187	6.187
Bali	6.195	6.258	6.394	6.304	6.286	6.713
Nusa Tenggara Barat	9.580	9.894	8.952	8.638	8.638	8.830
Nusa Tenggara Timur	6.237	6.081	6.081	6.237	6.399	6.399
Kalimantan Barat	6.056	6.171	6.209	6.281	6.281	6.317
Kalimantan Tengah	6.054	6.072	6.072	6.072	6.418	6.243
Kalimantan Selatan	4.822	4.787	4.787	4.858	4.858	4.839
Kalimantan Timur	8.242	8.024	7.914	8.149	8.149	8.149
Sulawesi Utara	6.732	6.884	6.925	6.925	6.887	6.887
Sulawesi Tengah	6.294	6.265	6.401	6.428	6.428	6.428
Sulawesi Selatan	6.834	6.834	6.834	6.834	6.834	6.834
Sulawesi Tenggara	6.250	6.250	6.222	6.222	6.333	6.333
Gorontalo	6.000	6.000	6.000	6.212	6.212	6.212
Sulawesi Barat	5.850	5.896	5.951	5.951	5.951	5.951
Maluku	7.663	7.559	7.559	7.559	8.172	8.223
Maluku Utara	9.037	8.849	8.849	8.849	8.943	8.943
Papua Barat	9.437	9.437	9.639	9.774	10.468	10.468
Papua	7.273	7.273	7.000	7.086	7.086	7.086
Nasional	6.637	6.668	6.638	6.673	6.746	6.764

Lanjutan Tabel 1.2

Provinsi	Juli	Agustus	September	Oktober	November	Desember	Rata-rata
(1)	(8)	(9)	(10)	(11)	(12)	(13)	(14)
Aceh	6.275	6.507	6.591	6.552	6.396	6.435	6.272
Sumatera Utara	7.361	7.601	7.601	7.601	7.753	7.760	7.466
Sumatera Barat	6.018	6.157	6.057	6.057	6.057	5.918	5.953
Riau	7.540	7.540	7.688	7.688	7.688	7.634	7.447
Jambi	7.351	7.584	7.526	8.015	7.893	7.954	7.402
Sumatera Selatan	6.192	6.245	6.351	6.351	6.298	6.298	6.257
Bengkulu	6.064	6.483	6.560	6.407	6.369	6.369	6.146
Lampung	5.494	5.518	5.518	5.518	5.518	5.518	5.428
Kep. Bangka Belitung	5.626	5.626	5.626	5.626	5.626	5.736	5.673
Kepulauan Riau	7.106	7.217	7.217	7.217	7.080	7.111	7.087
Jawa Barat	8.018	8.158	8.184	8.153	8.188	8.172	8.004
Jawa Tengah	5.262	5.316	5.312	5.315	5.300	5.338	5.242
D. I. Yogyakarta	7.295	7.068	7.008	6.948	7.008	7.008	7.018
Jawa Timur	5.027	5.109	5.117	5.129	5.167	5.179	5.034
Banten	6.258	6.258	6.542	6.542	6.542	6.542	6.299
Bali	6.724	6.733	6.778	6.823	6.832	6.773	6.568
Nusa Tenggara Barat	8.339	8.339	8.339	8.339	8.339	8.339	8.714
Nusa Tenggara Timur	6.399	6.467	6.467	6.467	6.467	6.575	6.356
Kalimantan Barat	6.353	6.545	6.583	7.012	7.012	6.976	6.483
Kalimantan Tengah	6.243	6.243	6.243	6.243	6.200	6.329	6.203
Kalimantan Selatan	4.900	4.961	4.961	4.961	4.991	4.991	4.893
Kalimantan Timur	8.149	8.422	8.641	8.752	8.641	8.697	8.327
Sulawesi Utara	6.887	6.926	6.926	6.997	6.997	7.033	6.917
Sulawesi Tengah	6.455	6.509	6.509	6.591	6.536	6.565	6.451
Sulawesi Selatan	6.905	7.040	7.040	7.040	7.040	7.040	6.926
Sulawesi Tenggara	6.350	6.389	6.417	6.445	6.417	6.417	6.337
Gorontalo	6.135	6.212	6.212	6.212	6.212	6.212	6.152
Sulawesi Barat	6.052	6.102	6.102	6.102	6.102	6.001	6.001
Maluku	8.428	8.428	8.428	8.523	8.523	8.523	8.132
Maluku Utara	8.943	8.943	8.943	8.943	8.943	8.943	8.927
Papua Barat	10.468	10.910	10.910	10.910	10.910	11.637	10.414
Papua	8.071	8.071	8.071	8.071	8.071	8.071	7.602
Nasional	6.834	6.926	6.952	6.986	6.972	7.003	6.817

Tabel 1.3
Harga Konsumen Perdesaan Kelompok Bahan Makanan, 2012
Tepung Terigu (Rp/Kg)

Provinsi	Januari	Februari	Maret	April	Mei	Juni
(1)	(2)	(3)	(4)	(5)	(6)	(7)
Aceh	7.717	7.748	7.729	7.888	7.874	7.874
Sumatera Utara	8.170	8.170	8.182	8.264	8.080	8.190
Sumatera Barat	7.685	7.617	7.597	7.641	7.618	7.573
Riau	8.728	8.325	8.325	8.271	8.323	8.162
Jambi	9.334	9.442	9.442	9.477	9.477	9.442
Sumatera Selatan	8.225	8.246	8.271	8.271	8.208	8.292
Bengkulu	8.116	8.087	8.347	8.232	8.463	8.261
Lampung	8.319	8.309	8.333	8.358	8.335	8.483
Kep. Bangka Belitung	8.000	8.000	7.972	8.083	8.111	8.083
Kepulauan Riau	8.386	8.701	8.701	8.701	8.645	8.645
Jawa Barat	7.738	7.728	7.769	7.804	7.801	7.863
Jawa Tengah	7.276	7.270	7.265	7.269	7.282	7.282
D. I. Yogyakarta	7.339	7.364	7.310	7.359	7.429	7.440
Jawa Timur	7.721	7.705	7.699	7.688	7.676	7.690
Banten	8.392	8.360	8.356	8.310	8.333	8.404
Bali	7.993	8.053	8.024	8.053	8.068	8.114
Nusa Tenggara Barat	7.942	8.101	8.101	8.141	8.141	8.178
Nusa Tenggara Timur	8.929	9.006	8.939	8.958	9.071	8.997
Kalimantan Barat	8.476	8.400	8.438	8.430	8.449	8.522
Kalimantan Tengah	10.062	10.025	10.069	10.116	10.189	10.189
Kalimantan Selatan	8.092	8.122	8.107	8.135	8.107	8.092
Kalimantan Timur	11.466	11.235	11.281	11.440	10.917	10.917
Sulawesi Utara	8.017	8.103	8.103	8.126	8.080	8.017
Sulawesi Tengah	8.214	8.286	8.286	8.286	8.211	8.211
Sulawesi Selatan	8.304	8.282	8.389	8.389	8.389	8.389
Sulawesi Tenggara	8.071	8.071	8.071	8.097	8.097	8.097
Gorontalo	7.137	7.137	7.137	7.137	7.137	7.193
Sulawesi Barat	7.852	7.811	7.766	7.675	7.675	7.675
Maluku	9.667	9.717	9.767	9.855	9.963	9.913
Maluku Utara	9.679	9.625	9.625	9.625	9.652	9.652
Papua Barat	10.018	9.948	9.948	9.948	10.292	10.292
Papua	11.025	11.025	10.926	10.926	10.754	10.733
Nasional	8.503	8.501	8.509	8.530	8.526	8.527

Lanjutan Tabel 1.3

Provinsi	Juli	Agustus	September	Oktober	November	Desember	Rata-rata
(1)	(8)	(9)	(10)	(11)	(12)	(13)	(14)
Aceh	7.874	7.893	7.918	7.918	7.918	7.894	7.854
Sumatera Utara	8.190	8.419	8.394	8.504	8.504	8.576	8.303
Sumatera Barat	7.637	8.022	7.991	7.931	7.931	7.931	7.764
Riau	8.216	8.367	8.447	8.420	8.420	8.393	8.366
Jambi	9.492	9.551	9.394	9.372	9.372	9.480	9.440
Sumatera Selatan	8.292	8.271	8.332	8.412	8.271	8.231	8.277
Bengkulu	8.261	8.376	8.290	8.203	8.232	8.232	8.258
Lampung	8.321	8.583	8.553	8.553	8.645	8.631	8.452
Kep. Bangka Belitung	8.139	8.194	8.306	8.306	8.306	8.222	8.144
Kepulauan Riau	8.702	8.702	8.702	8.870	8.767	8.767	8.691
Jawa Barat	7.918	8.033	7.941	7.939	7.923	7.928	7.865
Jawa Tengah	7.290	7.386	7.441	7.448	7.454	7.468	7.344
D. I. Yogyakarta	7.475	7.555	7.536	7.573	7.632	7.658	7.472
Jawa Timur	7.687	7.726	7.759	7.800	7.806	7.822	7.732
Banten	8.537	8.541	8.470	8.377	8.333	8.381	8.399
Bali	8.050	8.035	8.074	8.065	8.050	8.013	8.049
Nusa Tenggara Barat	8.178	8.310	8.310	8.310	8.310	8.266	8.191
Nusa Tenggara Timur	8.833	8.833	8.887	8.807	8.766	8.883	8.909
Kalimantan Barat	8.560	8.597	8.597	8.597	8.617	8.654	8.528
Kalimantan Tengah	10.213	10.118	10.118	10.072	10.129	10.238	10.128
Kalimantan Selatan	8.107	8.164	8.078	8.121	8.179	8.150	8.121
Kalimantan Timur	10.850	11.051	11.095	11.140	11.163	11.095	11.138
Sulawesi Utara	8.132	8.102	8.102	8.102	8.102	8.189	8.098
Sulawesi Tengah	8.232	8.290	8.326	8.321	8.351	8.462	8.289
Sulawesi Selatan	8.376	8.563	8.705	8.737	8.905	8.965	8.533
Sulawesi Tenggara	8.097	8.121	8.146	8.169	8.099	8.235	8.114
Gorontalo	7.249	7.360	7.360	7.234	7.361	7.361	7.234
Sulawesi Barat	7.842	8.160	8.083	8.045	8.083	8.006	7.890
Maluku	9.913	10.001	9.933	9.960	9.899	10.328	9.910
Maluku Utara	9.707	9.759	9.759	9.812	9.812	9.812	9.710
Papua Barat	10.430	10.636	10.636	10.670	11.030	11.193	10.420
Papua	11.121	11.307	11.260	11.236	11.057	11.449	11.068
Nasional	8.560	8.657	8.654	8.657	8.670	8.716	8.584

Tabel 1.4
Harga Konsumen Perdesaan Kelompok Bahan Makanan, 2012
Jagung Pipilan/Pocelan (Rp/Kg)

Provinsi	Januari	Februari	Maret	April	Mei	Juni
(1)	(2)	(3)	(4)	(5)	(6)	(7)
Aceh	5.189	5.095	5.095	5.110	5.110	5.403
Sumatera Utara	4.274	4.358	4.420	4.476	4.458	4.378
Sumatera Barat	3.492	3.418	3.418	3.434	3.434	3.346
Riau	6.500	6.278	6.210	6.089	6.089	6.020
Jambi	4.143	4.157	4.157	4.214	4.247	4.275
Sumatera Selatan	6.598	6.598	6.598	6.433	6.433	6.515
Bengkulu	5.935	5.807	5.674	5.628	5.945	5.945
Lampung	4.533	4.372	4.527	4.440	4.440	4.585
Kep. Bangka Belitung	5.929	6.214	6.214	6.214	6.214	6.214
Kepulauan Riau	6.331	6.331	6.331	6.630	6.331	6.331
Jawa Barat	5.143	5.143	5.277	5.258	5.239	5.239
Jawa Tengah	3.601	3.426	3.346	3.365	3.383	3.478
D. I. Yogyakarta	3.656	3.522	3.477	3.432	3.236	3.308
Jawa Timur	3.550	3.456	3.329	3.293	3.287	3.333
Banten	5.512	5.512	5.512	5.512	5.512	5.512
Bali	5.528	5.528	5.431	5.405	5.335	5.348
Nusa Tenggara Barat	5.686	5.686	5.656	5.804	5.833	5.850
Nusa Tenggara Timur	4.748	4.843	4.420	4.566	4.450	4.489
Kalimantan Barat	5.294	5.490	5.490	5.588	5.784	5.784
Kalimantan Tengah	6.500	6.667	6.667	6.667	6.667	6.417
Kalimantan Selatan	5.152	5.152	5.152	5.152	5.152	5.152
Kalimantan Timur	5.489	5.411	5.332	5.417	5.417	5.494
Sulawesi Utara	4.574	4.667	4.667	4.674	4.709	4.555
Sulawesi Tengah	6.060	6.123	5.935	5.574	5.587	5.587
Sulawesi Selatan	7.873	7.761	7.650	7.594	7.817	7.817
Sulawesi Tenggara	5.011	4.968	4.701	4.732	4.711	4.774
Gorontalo	4.884	4.513	4.785	4.634	4.846	4.920
Sulawesi Barat	5.571	5.438	4.988	4.988	4.988	4.988
Maluku	6.995	6.923	6.923	6.923	6.923	6.923
Maluku Utara	6.063	6.063	6.063	6.063	6.063	6.063
Papua Barat	7.031	7.031	6.529	6.864	6.864	6.662
Papua	9.699	9.976	9.197	8.656	8.949	8.949
Nasional	5.517	5.498	5.412	5.401	5.420	5.427

Lanjutan Tabel 1.4

Provinsi	Juli	Agustus	September	Oktober	November	Desember	Rata-rata
(1)	(8)	(9)	(10)	(11)	(12)	(13)	(14)
Aceh	5.374	5.103	5.160	5.188	5.331	5.345	5.209
Sumatera Utara	4.568	4.582	4.601	4.539	4.601	4.692	4.496
Sumatera Barat	3.409	3.346	3.346	3.360	3.360	3.486	3.404
Riau	6.020	6.020	6.020	6.089	6.089	6.089	6.126
Jambi	4.318	4.318	4.318	4.402	4.235	4.568	4.279
Sumatera Selatan	6.515	6.515	6.333	6.333	6.394	6.576	6.487
Bengkulu	5.802	5.878	5.924	5.894	5.558	5.252	5.770
Lampung	4.420	4.496	4.496	4.573	4.573	4.573	4.502
Kep. Bangka Belitung	6.214	6.022	6.022	6.022	6.022	6.022	6.110
Kepulauan Riau	6.331	6.331	6.331	6.331	6.189	6.189	6.332
Jawa Barat	5.419	5.379	5.499	5.577	5.651	5.670	5.375
Jawa Tengah	3.492	3.531	3.630	3.697	3.705	3.778	3.536
D. I. Yogyakarta	3.484	3.438	3.586	3.545	3.515	3.586	3.482
Jawa Timur	3.341	3.438	3.575	3.572	3.626	3.677	3.456
Banten	5.512	5.512	5.250	5.513	5.513	5.513	5.491
Bali	5.449	5.361	5.476	5.647	5.574	5.506	5.466
Nusa Tenggara Barat	5.850	6.071	6.706	6.706	6.584	6.616	6.087
Nusa Tenggara Timur	4.489	4.489	4.573	4.675	4.624	4.624	4.583
Kalimantan Barat	5.753	5.753	5.753	5.753	5.790	5.790	5.668
Kalimantan Tengah	6.417	6.417	6.417	6.417	6.417	6.417	6.507
Kalimantan Selatan	5.565	5.565	5.565	5.565	5.565	5.565	5.359
Kalimantan Timur	5.454	5.494	5.691	5.810	5.652	5.770	5.536
Sulawesi Utara	4.402	4.431	4.772	4.813	4.744	5.073	4.673
Sulawesi Tengah	5.621	5.708	5.611	5.611	5.718	5.846	5.748
Sulawesi Selatan	7.817	7.817	8.013	8.013	8.439	8.620	7.936
Sulawesi Tenggara	4.840	4.726	4.778	4.809	5.083	5.077	4.851
Gorontalo	4.957	5.002	4.618	4.646	4.753	5.032	4.799
Sulawesi Barat	4.988	4.988	5.213	5.213	5.213	5.213	5.149
Maluku	7.103	7.103	7.103	7.463	7.463	8.084	7.161
Maluku Utara	6.063	6.188	6.313	6.192	6.338	6.338	6.150
Papua Barat	6.793	6.793	6.793	6.793	6.793	6.793	6.811
Papua	9.651	9.651	9.800	9.625	9.921	9.921	9.500
Nasional	5.482	5.483	5.540	5.574	5.595	5.666	5.501

Tabel 1.5
Harga Konsumen Perdesaan Kelompok Bahan Makanan, 2012
Mie Basah (Rp/Kg)

Provinsi	Januari	Februari	Maret	April	Mei	Juni
(1)	(2)	(3)	(4)	(5)	(6)	(7)
Aceh	6.500	6.483	6.574	6.605	6.588	6.588
Sumatera Utara	8.296	8.296	8.395	8.484	8.619	8.753
Sumatera Barat	9.396	9.396	9.396	9.396	9.396	9.396
Riau	9.374	9.440	9.440	9.440	9.440	9.337
Jambi	7.192	7.192	7.911	7.911	7.911	7.767
Sumatera Selatan	9.217	9.680	9.767	9.500	10.035	10.124
Bengkulu	9.173	8.521	8.521	8.521	8.521	8.521
Lampung	9.732	9.674	9.674	9.674	9.616	9.616
Kep. Bangka Belitung	9.107	9.107	9.107	9.199	8.921	8.921
Kepulauan Riau	11.029	11.171	11.171	11.286	11.145	11.276
Jawa Barat	6.963	6.937	6.963	7.044	6.993	7.022
Jawa Tengah	7.670	7.774	7.804	7.681	7.657	7.657
D. I. Yogyakarta	5.351	5.351	5.351	5.377	5.377	5.377
Jawa Timur	7.457	7.488	7.502	7.474	7.530	7.527
Banten	7.303	7.303	7.303	7.303	7.303	7.303
Bali	4.500	4.500	4.500	4.500	4.500	4.500
Nusa Tenggara Barat	5.487	5.487	5.487	5.487	5.487	5.487
Nusa Tenggara Timur	5.230	5.230	5.230	5.230	5.389	5.389
Kalimantan Barat	8.136	8.136	8.182	8.100	8.185	8.185
Kalimantan Tengah	8.361	8.361	8.361	8.361	8.361	8.361
Kalimantan Selatan	7.188	7.188	7.188	7.188	7.188	7.323
Kalimantan Timur	11.386	11.386	11.512	11.360	11.360	11.360
Sulawesi Utara	7.103	7.215	7.215	7.215	7.215	7.215
Sulawesi Tengah	9.324	9.324	9.324	9.324	9.324	9.324
Sulawesi Selatan	11.000	11.000	11.000	11.000	11.000	11.000
Sulawesi Tenggara	5.000	5.000	5.000	5.000	5.000	5.000
Gorontalo	9.000	9.000	9.571	9.571	9.571	9.571
Sulawesi Barat	7.000	7.000	7.000	7.000	7.000	7.000
Maluku	10.424	10.424	10.424	10.424	10.424	10.424
Maluku Utara	8.750	8.750	8.750	8.917	8.917	8.917
Papua Barat	10.000	10.000	10.000	10.000	10.000	10.000
Papua	12.949	12.949	12.949	12.949	12.949	12.949
Nasional	8.269	8.274	8.330	8.329	8.341	8.350

Lanjutan Tabel 1.5

Provinsi	Juli	Agustus	September	Oktober	November	Desember	Rata-rata
(1)	(8)	(9)	(10)	(11)	(12)	(13)	(14)
Aceh	6.616	6.616	6.581	6.581	6.648	6.648	6.586
Sumatera Utara	8.843	8.843	8.843	8.933	9.152	9.422	8.740
Sumatera Barat	9.396	9.396	9.396	9.396	9.396	9.396	9.396
Riau	9.337	9.337	9.542	9.542	9.337	9.337	9.409
Jambi	7.767	8.487	9.206	9.206	9.206	9.206	8.247
Sumatera Selatan	10.481	10.481	10.661	10.661	10.211	10.211	10.086
Bengkulu	8.521	8.521	8.521	8.521	8.521	8.521	8.575
Lampung	9.616	9.674	9.618	9.686	9.856	9.800	9.687
Kep. Bangka Belitung	8.921	8.921	8.921	8.921	8.921	9.014	8.999
Kepulauan Riau	11.276	11.276	11.276	11.497	11.497	11.497	11.283
Jawa Barat	7.156	7.212	7.196	7.129	7.145	7.129	7.074
Jawa Tengah	7.596	7.568	7.556	7.602	7.599	7.627	7.649
D. I. Yogyakarta	5.377	5.377	5.463	5.463	5.463	5.463	5.399
Jawa Timur	7.654	7.605	7.628	7.628	7.639	7.639	7.564
Banten	7.409	7.409	7.409	7.439	7.439	7.439	7.364
Bali	4.500	4.500	4.500	4.500	4.500	4.875	4.531
Nusa Tenggara Barat	5.487	5.487	5.487	5.487	5.487	5.487	5.487
Nusa Tenggara Timur	5.389	5.389	5.389	5.389	5.389	5.389	5.336
Kalimantan Barat	8.185	8.185	8.185	8.185	8.185	8.221	8.173
Kalimantan Tengah	8.361	8.361	8.361	8.361	8.361	8.361	8.361
Kalimantan Selatan	7.323	7.415	7.369	7.369	7.460	7.643	7.320
Kalimantan Timur	11.360	11.360	11.360	11.360	11.298	11.360	11.372
Sulawesi Utara	7.215	7.215	7.215	7.280	7.280	7.280	7.222
Sulawesi Tengah	9.324	9.324	9.324	9.324	9.324	9.388	9.330
Sulawesi Selatan	11.000	11.000	11.000	11.000	11.000	11.000	11.000
Sulawesi Tenggara	5.000	5.000	5.000	5.000	5.000	5.000	5.000
Gorontalo	9.571	9.571	9.571	10.094	10.094	10.094	9.607
Sulawesi Barat	7.000	7.000	7.000	7.000	7.000	7.000	7.000
Maluku	11.154	11.154	11.154	11.154	11.154	11.154	10.789
Maluku Utara	9.250	9.250	9.250	9.808	9.808	9.808	9.181
Papua Barat	10.303	10.303	10.081	9.971	9.971	9.971	10.050
Papua	13.338	13.338	13.338	13.338	13.338	13.338	13.144
Nasional	8.429	8.455	8.481	8.526	8.521	8.554	8.405

Tabel 1.6
Harga Konsumen Perdesaan Kelompok Bahan Makanan, 2012
Mie Instan (Rp/Bungkus)

Provinsi	Januari	Februari	Maret	April	Mei	Juni
(1)	(2)	(3)	(4)	(5)	(6)	(7)
Aceh	1.636	1.641	1.634	1.647	1.647	1.635
Sumatera Utara	1.546	1.561	1.561	1.588	1.630	1.664
Sumatera Barat	1.517	1.515	1.537	1.541	1.541	1.556
Riau	1.662	1.662	1.662	1.662	1.662	1.665
Jambi	1.628	1.628	1.628	1.628	1.628	1.622
Sumatera Selatan	1.522	1.522	1.518	1.518	1.518	1.518
Bengkulu	1.455	1.455	1.455	1.455	1.455	1.455
Lampung	1.375	1.383	1.385	1.409	1.409	1.423
Kep. Bangka Belitung	1.608	1.608	1.608	1.622	1.622	1.622
Kepulauan Riau	1.563	1.563	1.563	1.569	1.569	1.576
Jawa Barat	1.375	1.381	1.392	1.392	1.392	1.391
Jawa Tengah	1.335	1.336	1.343	1.344	1.346	1.347
D. I. Yogyakarta	1.337	1.337	1.345	1.345	1.345	1.345
Jawa Timur	1.423	1.427	1.430	1.433	1.434	1.438
Banten	1.394	1.403	1.403	1.425	1.437	1.422
Bali	1.492	1.492	1.499	1.538	1.565	1.565
Nusa Tenggara Barat	1.509	1.512	1.525	1.525	1.534	1.534
Nusa Tenggara Timur	2.000	2.000	2.050	2.050	2.050	2.050
Kalimantan Barat	1.594	1.599	1.606	1.599	1.599	1.599
Kalimantan Tengah	1.673	1.683	1.683	1.683	1.708	1.719
Kalimantan Selatan	1.372	1.389	1.390	1.390	1.390	1.390
Kalimantan Timur	1.763	1.798	1.820	1.820	1.820	1.836
Sulawesi Utara	1.480	1.558	1.558	1.558	1.577	1.577
Sulawesi Tengah	1.591	1.661	1.661	1.672	1.676	1.683
Sulawesi Selatan	1.546	1.546	1.546	1.546	1.546	1.557
Sulawesi Tenggara	1.656	1.683	1.703	1.703	1.703	1.703
Gorontalo	1.595	1.595	1.653	1.653	1.653	1.653
Sulawesi Barat	1.684	1.795	1.795	1.795	1.795	1.795
Maluku	2.069	2.069	2.099	2.099	2.099	2.099
Maluku Utara	2.061	2.061	2.061	2.068	2.068	2.068
Papua Barat	2.099	2.099	2.143	2.172	2.172	2.172
Papua	2.454	2.463	2.472	2.488	2.488	2.502
Nasional	1.625	1.638	1.648	1.654	1.659	1.662

Lanjutan Tabel 1.6

Provinsi	Juli	Agustus	September	Oktober	November	Desember	Rata-rata
(1)	(8)	(9)	(10)	(11)	(12)	(13)	(14)
Aceh	1.635	1.650	1.652	1.669	1.672	1.674	1.649
Sumatera Utara	1.690	1.690	1.711	1.719	1.719	1.743	1.652
Sumatera Barat	1.585	1.635	1.646	1.646	1.655	1.661	1.586
Riau	1.665	1.704	1.721	1.721	1.746	1.784	1.693
Jambi	1.690	1.699	1.719	1.737	1.745	1.739	1.674
Sumatera Selatan	1.528	1.554	1.590	1.633	1.646	1.646	1.559
Bengkulu	1.455	1.509	1.555	1.555	1.555	1.580	1.495
Lampung	1.428	1.441	1.440	1.447	1.456	1.456	1.421
Kep. Bangka Belitung	1.660	1.660	1.718	1.718	1.726	1.754	1.660
Kepulauan Riau	1.576	1.576	1.620	1.620	1.620	1.645	1.588
Jawa Barat	1.402	1.407	1.418	1.418	1.424	1.425	1.401
Jawa Tengah	1.364	1.381	1.394	1.400	1.403	1.403	1.366
D. I. Yogyakarta	1.364	1.404	1.402	1.407	1.415	1.421	1.372
Jawa Timur	1.471	1.477	1.481	1.487	1.490	1.493	1.457
Banten	1.423	1.433	1.433	1.439	1.441	1.441	1.425
Bali	1.578	1.604	1.611	1.611	1.619	1.619	1.566
Nusa Tenggara Barat	1.568	1.568	1.574	1.574	1.579	1.579	1.548
Nusa Tenggara Timur	2.050	2.088	2.125	2.125	2.125	2.125	2.070
Kalimantan Barat	1.613	1.649	1.652	1.691	1.694	1.694	1.632
Kalimantan Tengah	1.719	1.719	1.751	1.753	1.778	1.807	1.723
Kalimantan Selatan	1.395	1.415	1.430	1.430	1.435	1.438	1.405
Kalimantan Timur	1.847	1.862	1.860	1.860	1.873	1.885	1.837
Sulawesi Utara	1.587	1.587	1.610	1.618	1.618	1.618	1.579
Sulawesi Tengah	1.695	1.701	1.693	1.701	1.724	1.739	1.683
Sulawesi Selatan	1.571	1.590	1.590	1.590	1.590	1.590	1.568
Sulawesi Tenggara	1.711	1.711	1.711	1.711	1.757	1.771	1.710
Gorontalo	1.653	1.653	1.653	1.656	1.656	1.656	1.644
Sulawesi Barat	1.807	1.807	1.843	1.843	1.843	1.885	1.807
Maluku	2.099	2.118	2.131	2.155	2.136	2.136	2.109
Maluku Utara	2.081	2.093	2.093	2.093	2.093	2.093	2.077
Papua Barat	2.172	2.187	2.187	2.187	2.187	2.292	2.172
Papua	2.517	2.517	2.525	2.532	2.532	2.506	2.500
Nasional	1.675	1.690	1.704	1.711	1.717	1.728	1.676

Tabel 1.7
Harga Konsumen Perdesaan Kelompok Bahan Makanan, 2012
Mie Telur Kering (Rp/Bungkus)

Provinsi	Januari	Februari	Maret	April	Mei	Juni
(1)	(2)	(3)	(4)	(5)	(6)	(7)
Aceh	6.611	6.611	6.611	6.611	6.659	6.659
Sumatera Utara	4.590	4.590	4.590	4.590	4.590	4.789
Sumatera Barat	3.583	3.583	3.583	3.583	3.673	3.743
Riau	3.351	3.351	3.302	3.225	3.225	3.225
Jambi	2.519	2.519	2.652	2.652	2.728	2.794
Sumatera Selatan	3.093	3.093	3.093	3.144	3.144	3.144
Bengkulu	5.270	5.355	5.355	5.355	5.355	5.496
Lampung	3.994	4.049	4.049	4.082	4.082	4.082
Kep. Bangka Belitung	4.662	4.724	4.849	4.912	4.912	4.912
Kepulauan Riau	3.188	3.188	3.188	3.310	3.185	3.185
Jawa Barat	4.554	4.566	4.578	4.607	4.600	4.614
Jawa Tengah	4.578	4.580	4.531	4.534	4.542	4.542
D. I. Yogyakarta	4.076	4.076	4.076	4.076	4.076	4.076
Jawa Timur	5.724	5.727	5.732	5.732	5.726	5.790
Banten	3.553	3.587	3.587	3.620	3.633	3.633
Bali	3.402	3.379	3.379	3.379	3.379	3.379
Nusa Tenggara Barat	5.121	5.054	5.054	5.088	5.088	5.088
Nusa Tenggara Timur	4.850	4.850	5.081	5.081	5.111	5.111
Kalimantan Barat	4.253	4.212	4.193	4.193	4.193	4.223
Kalimantan Tengah	3.916	4.271	4.271	4.271	4.284	4.322
Kalimantan Selatan	2.792	2.792	2.792	2.727	2.727	2.727
Kalimantan Timur	4.000	4.000	4.231	4.231	4.231	4.346
Sulawesi Utara	7.200	7.289	7.289	7.289	7.289	7.289
Sulawesi Tengah	3.902	3.902	3.876	3.925	3.950	3.950
Sulawesi Selatan	5.748	5.748	5.748	5.748	5.748	5.748
Sulawesi Tenggara	4.777	4.777	4.846	4.846	4.846	4.846
Gorontalo	5.936	5.936	5.936	5.936	5.936	5.936
Sulawesi Barat	6.586	6.586	6.586	6.586	6.586	6.586
Maluku	5.817	5.889	5.914	5.914	5.914	5.914
Maluku Utara	7.905	7.905	7.905	7.905	7.905	7.955
Papua Barat	6.494	6.531	6.457	6.531	6.531	6.531
Papua	5.632	5.632	5.936	5.936	5.936	5.936
Nasional	4.740	4.761	4.790	4.801	4.806	4.830

Lanjutan Tabel 1.7

Provinsi	Juli	Agustus	September	Oktober	November	Desember	Rata-rata
(1)	(8)	(9)	(10)	(11)	(12)	(13)	(14)
Aceh	6.659	6.659	6.659	6.659	6.682	6.682	6.647
Sumatera Utara	4.789	4.789	5.188	5.188	5.388	5.288	4.864
Sumatera Barat	3.743	3.743	3.743	3.792	3.792	3.792	3.696
Riau	3.225	3.225	3.225	3.225	3.225	3.280	3.257
Jambi	2.994	2.994	2.994	2.994	2.994	2.927	2.813
Sumatera Selatan	3.144	3.144	3.144	3.144	3.144	3.144	3.131
Bengkulu	5.496	5.496	5.567	5.567	5.567	5.567	5.454
Lampung	4.104	4.082	4.082	4.082	4.087	4.087	4.072
Kep. Bangka Belitung	4.953	4.912	4.912	4.953	4.953	4.953	4.884
Kepulauan Riau	3.185	3.185	3.185	3.185	3.185	3.185	3.196
Jawa Barat	4.659	4.669	4.715	4.715	4.739	4.739	4.646
Jawa Tengah	4.597	4.630	4.671	4.681	4.681	4.705	4.606
D. I. Yogyakarta	4.076	4.084	4.084	4.084	4.105	4.105	4.083
Jawa Timur	5.810	5.975	5.980	6.000	6.000	6.018	5.851
Banten	3.700	3.733	3.700	3.720	3.720	3.744	3.661
Bali	3.416	3.416	3.416	3.421	3.421	3.448	3.403
Nusa Tenggara Barat	5.088	5.088	5.088	5.032	5.032	5.032	5.071
Nusa Tenggara Timur	5.111	5.111	5.111	5.111	4.995	5.096	5.052
Kalimantan Barat	4.254	4.254	4.224	4.224	4.224	4.224	4.223
Kalimantan Tengah	4.322	4.322	4.322	4.322	4.322	4.339	4.274
Kalimantan Selatan	2.727	2.727	2.727	2.727	2.727	2.727	2.743
Kalimantan Timur	4.346	4.385	4.350	4.350	4.350	4.350	4.264
Sulawesi Utara	7.289	7.289	7.289	7.309	7.309	7.309	7.286
Sulawesi Tengah	3.900	3.900	3.900	3.926	4.003	4.055	3.932
Sulawesi Selatan	5.748	5.748	5.748	5.748	5.515	5.515	5.710
Sulawesi Tenggara	4.846	4.846	4.846	4.846	4.909	4.909	4.845
Gorontalo	5.936	5.936	5.936	5.936	5.936	5.936	5.936
Sulawesi Barat	6.586	6.586	6.586	6.586	6.586	6.586	6.586
Maluku	6.014	6.014	6.014	6.059	6.059	6.059	5.965
Maluku Utara	7.955	7.955	7.955	7.955	7.955	7.955	7.934
Papua Barat	6.531	6.491	6.491	6.491	6.643	6.833	6.546
Papua	5.936	5.993	6.153	6.229	6.170	6.241	5.978
Nasional	4.848	4.856	4.875	4.883	4.888	4.901	4.832

Tabel 1.8
Harga Konsumen Perdesaan Kelompok Bahan Makanan, 2012
Bihun (Rp/Kg)

Provinsi	Januari	Februari	Maret	April	Mei	Juni
(1)	(2)	(3)	(4)	(5)	(6)	(7)
Aceh	10.170	10.030	10.128	10.415	10.568	10.606
Sumatera Utara	9.879	9.915	9.974	10.055	10.202	10.173
Sumatera Barat	9.844	9.844	9.844	9.972	9.972	9.972
Riau	9.489	9.792	9.792	9.792	9.985	9.985
Jambi	12.640	12.640	12.810	12.981	12.981	13.798
Sumatera Selatan	9.303	9.349	9.349	9.627	9.627	9.627
Bengkulu	8.114	8.300	8.953	8.860	8.860	8.860
Lampung	10.218	10.278	10.578	10.304	10.423	10.483
Kep. Bangka Belitung	10.650	10.650	10.650	10.750	10.750	10.853
Kepulauan Riau	15.952	15.952	15.146	14.985	14.985	15.146
Jawa Barat	10.085	10.121	10.229	10.277	10.410	10.410
Jawa Tengah	10.570	10.632	10.613	10.650	10.522	10.559
D. I. Yogyakarta	8.169	8.169	8.219	8.179	8.179	8.179
Jawa Timur	10.294	10.276	10.298	10.298	10.250	10.220
Banten	11.101	11.101	11.101	11.101	11.101	11.101
Bali	8.883	8.883	8.883	8.883	8.883	9.037
Nusa Tenggara Barat	12.685	12.685	12.685	12.685	12.685	12.685
Nusa Tenggara Timur	10.777	10.777	10.777	10.777	10.777	10.777
Kalimantan Barat	14.722	14.929	14.929	14.559	14.559	14.559
Kalimantan Tengah	13.819	13.971	13.971	13.971	13.971	14.009
Kalimantan Selatan	12.761	12.761	12.761	12.761	12.761	12.761
Kalimantan Timur	15.767	16.069	15.968	16.207	16.075	16.026
Sulawesi Utara	10.750	11.090	11.090	11.138	11.138	11.138
Sulawesi Tengah	14.737	14.602	14.131	14.266	14.266	14.400
Sulawesi Selatan	11.481	11.481	11.481	11.481	11.481	11.481
Sulawesi Tenggara	13.850	13.850	13.850	13.850	13.850	13.850
Gorontalo	17.002	17.002	17.136	17.136	17.136	17.136
Sulawesi Barat	15.833	15.833	15.833	15.833	15.833	15.833
Maluku	20.010	20.010	21.078	21.078	21.078	21.078
Maluku Utara	21.222	21.222	21.222	21.328	21.328	21.959
Papua Barat	19.105	19.105	19.105	19.105	19.105	19.636
Papua	15.421	15.421	16.691	16.691	16.691	16.658
Nasional	12.666	12.711	12.790	12.812	12.826	12.906

Lanjutan Tabel 1.8

Provinsi	Juli	Agustus	September	Oktober	November	Desember	Rata-rata
(1)	(8)	(9)	(10)	(11)	(12)	(13)	(14)
Aceh	10.643	10.718	10.718	10.718	10.755	10.662	10.511
Sumatera Utara	10.173	10.333	10.333	10.333	10.428	10.428	10.185
Sumatera Barat	9.972	10.258	10.258	10.258	10.258	9.743	10.016
Riau	9.985	10.024	10.024	10.108	10.108	10.108	9.933
Jambi	14.245	14.660	14.660	14.714	14.534	14.534	13.766
Sumatera Selatan	9.858	9.858	9.951	9.951	9.951	9.951	9.700
Bengkulu	8.860	8.860	8.860	8.860	9.746	9.746	8.907
Lampung	10.543	10.603	10.603	10.672	10.672	10.672	10.504
Kep. Bangka Belitung	10.853	10.853	10.853	10.853	11.163	11.163	10.837
Kepulauan Riau	14.985	15.180	15.328	15.328	15.328	15.328	15.304
Jawa Barat	10.491	10.561	10.593	10.569	10.562	10.645	10.413
Jawa Tengah	10.578	10.608	10.761	10.828	10.787	10.807	10.660
D. I. Yogyakarta	8.302	8.311	8.311	8.311	8.458	8.644	8.286
Jawa Timur	10.383	10.423	10.434	10.474	10.455	10.465	10.356
Banten	11.101	11.101	10.815	10.815	10.815	10.929	11.015
Bali	9.037	9.037	9.037	9.037	9.037	9.037	8.973
Nusa Tenggara Barat	13.147	13.147	13.539	13.539	13.539	13.836	13.071
Nusa Tenggara Timur	10.777	11.040	11.040	11.040	11.040	11.040	10.887
Kalimantan Barat	14.698	14.698	14.698	14.791	14.791	14.791	14.727
Kalimantan Tengah	14.009	14.009	14.161	14.161	14.161	14.275	14.041
Kalimantan Selatan	12.761	12.761	12.761	12.761	12.823	12.823	12.771
Kalimantan Timur	16.515	16.613	16.710	16.710	16.710	16.417	16.316
Sulawesi Utara	11.223	11.129	11.129	11.129	11.129	11.129	11.101
Sulawesi Tengah	14.400	14.602	14.938	14.938	14.938	14.938	14.596
Sulawesi Selatan	11.481	11.481	11.481	11.481	11.481	11.481	11.481
Sulawesi Tenggara	13.850	13.850	13.850	13.850	13.850	13.850	13.850
Gorontalo	17.136	17.136	17.136	17.136	17.136	17.136	17.114
Sulawesi Barat	15.833	15.833	15.833	15.833	15.833	15.833	15.833
Maluku	20.389	20.389	20.389	20.838	20.838	21.704	20.740
Maluku Utara	21.959	21.959	23.750	24.171	24.171	24.171	22.372
Papua Barat	19.857	19.743	19.743	19.743	19.743	20.033	19.502
Papua	18.113	18.113	18.256	18.329	18.329	18.394	17.259
Nasional	13.005	13.059	13.155	13.196	13.237	13.272	12.970

Tabel 1.9
Harga Konsumen Perdesaan Kelompok Bahan Makanan, 2012
Ketela Pohon (Rp/Kg)

Provinsi	Januari	Februari	Maret	April	Mei	Juni
(1)	(2)	(3)	(4)	(5)	(6)	(7)
Aceh	3.587	3.587	3.627	3.755	3.772	3.794
Sumatera Utara	2.321	2.365	2.395	2.542	2.542	2.587
Sumatera Barat	2.689	2.689	2.672	2.638	2.808	2.899
Riau	2.935	2.813	2.813	2.757	2.730	2.789
Jambi	3.000	3.073	3.073	3.337	3.417	3.666
Sumatera Selatan	2.542	2.673	2.807	2.851	2.851	2.851
Bengkulu	3.208	3.110	3.110	3.012	3.012	2.914
Lampung	1.582	1.511	1.582	1.582	1.582	1.607
Kep. Bangka Belitung	2.611	2.611	2.611	2.667	2.720	2.720
Kepulauan Riau	3.027	3.027	3.027	3.027	3.182	3.182
Jawa Barat	2.041	2.041	2.109	2.109	2.183	2.183
Jawa Tengah	1.751	1.825	1.885	1.919	1.926	1.944
D. I. Yogyakarta	1.886	1.840	2.032	2.084	2.013	2.013
Jawa Timur	1.887	1.906	1.958	1.973	1.980	2.012
Banten	2.663	2.646	2.613	2.617	2.617	2.624
Bali	2.682	2.907	2.820	2.820	2.789	2.863
Nusa Tenggara Barat	2.546	2.546	2.546	2.546	2.546	2.546
Nusa Tenggara Timur	3.813	3.730	3.730	3.730	3.768	3.768
Kalimantan Barat	2.480	2.520	2.773	3.033	3.128	3.169
Kalimantan Tengah	3.089	3.089	3.200	3.200	3.200	3.333
Kalimantan Selatan	2.273	2.318	2.409	2.409	2.409	2.409
Kalimantan Timur	6.023	5.785	5.865	5.606	5.796	5.796
Sulawesi Utara	3.488	3.597	3.943	4.220	4.257	4.257
Sulawesi Tengah	2.913	2.953	2.930	2.910	2.951	2.930
Sulawesi Selatan	2.884	2.884	2.884	2.884	2.884	2.711
Sulawesi Tenggara	3.783	3.783	3.783	3.783	3.803	3.815
Gorontalo	3.725	3.707	3.706	3.723	3.726	3.735
Sulawesi Barat	3.140	3.243	3.243	3.243	3.243	3.243
Maluku	6.280	6.365	6.212	6.219	6.278	6.220
Maluku Utara	4.307	4.343	4.343	4.343	4.343	4.343
Papua Barat	5.674	5.674	5.674	5.674	5.674	5.674
Papua	7.413	7.541	7.541	7.541	7.541	7.541
Nasional	3.258	3.272	3.310	3.336	3.365	3.379

Lanjutan Tabel 1.9

Provinsi	Juli	Agustus	September	Oktober	November	Desember	Rata-rata
(1)	(8)	(9)	(10)	(11)	(12)	(13)	(14)
Aceh	3.774	3.774	3.774	3.774	3.774	3.805	3.733
Sumatera Utara	2.587	2.699	2.699	2.744	2.762	2.762	2.584
Sumatera Barat	2.899	2.899	2.989	2.989	2.893	2.893	2.830
Riau	2.789	2.906	2.874	2.808	2.773	2.643	2.802
Jambi	3.895	3.980	3.908	3.786	3.573	3.345	3.504
Sumatera Selatan	2.851	2.894	2.809	2.809	2.894	2.851	2.807
Bengkulu	2.817	3.012	3.012	3.012	2.914	2.914	3.004
Lampung	1.643	1.643	1.702	1.702	1.702	1.732	1.631
Kep. Bangka Belitung	2.739	2.739	2.655	2.739	2.739	2.739	2.691
Kepulauan Riau	3.182	3.182	3.182	3.182	3.019	3.019	3.103
Jawa Barat	2.153	2.257	2.287	2.287	2.364	2.423	2.203
Jawa Tengah	1.988	2.043	2.034	2.039	2.048	2.034	1.953
D. I. Yogyakarta	2.060	2.060	1.962	2.031	2.009	2.104	2.008
Jawa Timur	2.020	2.037	2.028	2.019	2.011	2.046	1.990
Banten	2.670	2.769	2.790	2.790	2.818	2.760	2.698
Bali	2.947	3.044	3.089	3.089	3.063	3.193	2.942
Nusa Tenggara Barat	2.452	2.546	2.704	2.704	2.704	2.593	2.582
Nusa Tenggara Timur	3.768	3.793	3.910	4.069	4.097	4.097	3.856
Kalimantan Barat	3.126	3.166	3.296	3.253	3.299	3.342	3.049
Kalimantan Tengah	3.333	3.278	3.278	3.334	3.395	3.504	3.269
Kalimantan Selatan	2.409	2.409	2.409	2.409	2.452	2.538	2.404
Kalimantan Timur	5.875	5.875	5.955	5.717	5.796	5.558	5.804
Sulawesi Utara	4.257	4.257	4.257	4.257	4.257	4.257	4.108
Sulawesi Tengah	2.930	2.941	2.915	2.915	2.915	3.147	2.946
Sulawesi Selatan	2.711	2.711	2.711	2.711	2.804	2.894	2.806
Sulawesi Tenggara	3.815	3.815	3.815	3.815	3.815	3.841	3.806
Gorontalo	3.731	3.736	4.110	4.132	4.132	4.132	3.858
Sulawesi Barat	3.303	3.303	3.203	3.203	3.203	3.203	3.231
Maluku	6.562	6.529	6.465	6.717	6.904	7.594	6.529
Maluku Utara	4.628	4.628	4.628	4.628	4.767	4.767	4.506
Papua Barat	5.674	5.674	5.674	5.674	5.674	5.856	5.689
Papua	7.630	7.839	7.636	7.636	7.636	7.636	7.594
Nasional	3.413	3.451	3.461	3.468	3.475	3.507	3.391

Tabel 1.10
Harga Konsumen Perdesaan Kelompok Bahan Makanan, 2012
Ketela Rambat (Rp/Kg)

Provinsi	Januari	Februari	Maret	April	Mei	Juni
(1)	(2)	(3)	(4)	(5)	(6)	(7)
Aceh	4.792	4.792	4.958	4.958	4.958	4.958
Sumatera Utara	3.495	3.495	3.548	3.548	3.389	3.567
Sumatera Barat	3.801	4.004	4.127	3.918	4.309	4.227
Riau	3.917	3.917	3.980	4.026	3.868	3.828
Jambi	4.697	4.537	4.991	4.719	4.719	4.767
Sumatera Selatan	4.495	4.495	4.400	4.448	4.403	4.403
Bengkulu	3.689	3.689	3.689	3.640	3.737	3.689
Lampung	3.019	2.928	2.974	2.917	2.966	3.016
Kep. Bangka Belitung	5.057	5.057	5.143	5.143	5.229	5.229
Kepulauan Riau	6.398	6.627	6.248	6.343	6.627	6.816
Jawa Barat	2.977	3.063	3.073	3.114	3.135	3.145
Jawa Tengah	2.834	2.908	2.969	2.881	2.901	2.898
D. I. Yogyakarta	2.977	3.131	3.401	3.541	3.449	3.323
Jawa Timur	2.300	2.293	2.321	2.375	2.389	2.441
Banten	3.276	3.299	3.394	3.394	3.394	3.394
Bali	3.574	3.748	3.717	3.717	3.654	3.686
Nusa Tenggara Barat	3.040	3.040	3.040	3.040	3.040	3.040
Nusa Tenggara Timur	4.671	4.700	4.700	4.700	4.700	4.700
Kalimantan Barat	6.017	5.984	6.017	6.189	6.294	6.309
Kalimantan Tengah	4.250	4.333	4.250	4.250	4.250	4.294
Kalimantan Selatan	4.964	4.964	5.405	5.405	5.405	5.405
Kalimantan Timur	8.841	9.176	8.640	8.085	8.364	8.364
Sulawesi Utara	4.465	4.465	4.242	4.421	4.421	4.421
Sulawesi Tengah	3.764	3.757	3.880	3.806	3.743	3.763
Sulawesi Selatan	3.320	3.320	3.520	3.520	3.520	3.637
Sulawesi Tenggara	4.337	4.207	4.207	4.207	4.207	4.351
Gorontalo	5.972	6.124	6.079	6.133	6.112	6.146
Sulawesi Barat	3.460	3.460	3.363	3.363	3.363	3.363
Maluku	6.454	6.636	6.636	6.657	6.891	6.840
Maluku Utara	4.629	4.650	4.650	4.650	4.650	4.650
Papua Barat	8.685	8.685	8.685	8.685	8.685	8.685
Papua	9.052	9.176	9.125	9.125	9.125	9.125
Nasional	4.601	4.646	4.668	4.654	4.684	4.702

Lanjutan Tabel 1.10

Provinsi	Juli	Agustus	September	Oktober	November	Desember	Rata-rata
(1)	(8)	(9)	(10)	(11)	(12)	(13)	(14)
Aceh	4.958	4.958	4.958	4.958	4.958	5.006	4.934
Sumatera Utara	3.518	3.709	3.639	3.576	3.670	3.618	3.564
Sumatera Barat	4.145	3.903	3.863	3.863	3.991	3.953	4.008
Riau	3.670	3.749	3.926	3.793	3.793	3.882	3.863
Jambi	4.803	4.803	4.923	5.415	5.339	4.983	4.891
Sumatera Selatan	4.448	4.448	4.448	4.448	4.448	4.448	4.444
Bengkulu	3.788	3.837	3.837	3.745	3.607	3.561	3.709
Lampung	3.016	2.967	2.914	2.976	2.976	3.136	2.984
Kep. Bangka Belitung	5.148	5.221	5.284	5.539	5.539	5.539	5.261
Kepulauan Riau	6.816	6.816	7.078	7.078	6.596	7.078	6.710
Jawa Barat	3.115	3.155	3.146	3.126	3.213	3.242	3.125
Jawa Tengah	2.898	2.901	2.931	2.864	2.931	2.972	2.907
D. I. Yogyakarta	3.491	3.424	3.308	3.317	3.168	3.199	3.311
Jawa Timur	2.419	2.446	2.374	2.383	2.430	2.418	2.382
Banten	3.416	3.416	3.504	3.504	3.504	3.504	3.417
Bali	3.732	3.631	3.575	3.606	3.606	3.646	3.658
Nusa Tenggara Barat	3.040	3.040	3.040	3.040	3.040	3.040	3.040
Nusa Tenggara Timur	4.700	4.733	4.733	4.733	4.746	4.746	4.714
Kalimantan Barat	6.549	6.418	6.169	5.959	5.959	6.079	6.162
Kalimantan Tengah	4.294	4.294	4.449	4.388	4.630	4.701	4.365
Kalimantan Selatan	5.595	5.595	5.405	5.754	5.754	5.909	5.463
Kalimantan Timur	8.606	8.788	8.897	8.732	8.676	9.008	8.682
Sulawesi Utara	4.421	4.518	4.518	4.518	4.518	4.608	4.462
Sulawesi Tengah	3.676	3.776	3.709	3.691	3.687	4.024	3.773
Sulawesi Selatan	3.637	3.637	3.637	3.637	3.736	3.822	3.578
Sulawesi Tenggara	4.351	4.351	4.351	4.351	4.207	4.178	4.275
Gorontalo	6.133	5.952	6.244	6.283	6.222	6.250	6.138
Sulawesi Barat	3.439	3.439	3.565	3.565	3.565	3.312	3.438
Maluku	6.990	7.237	7.155	7.364	7.391	7.553	6.984
Maluku Utara	4.985	4.985	4.985	4.985	4.985	4.985	4.816
Papua Barat	8.685	8.685	8.685	8.685	8.685	8.937	8.706
Papua	9.033	9.264	9.058	9.058	9.058	9.058	9.105
Nasional	4.735	4.753	4.760	4.779	4.770	4.825	4.715

Tabel 1.11
Harga Konsumen Perdesaan Kelompok Bahan Makanan, 2012
Daging Sapi (Rp/Kg)

Provinsi	Januari	Februari	Maret	April	Mei	Juni
(1)	(2)	(3)	(4)	(5)	(6)	(7)
Aceh	91.537	92.967	92.593	92.780	92.974	92.396
Sumatera Utara	69.360	72.682	73.952	74.129	74.217	74.656
Sumatera Barat	73.400	74.131	73.496	73.771	72.986	71.991
Riau	69.769	70.447	70.447	70.786	70.332	69.591
Jambi	79.451	82.056	81.021	81.021	81.390	82.424
Sumatera Selatan	73.540	73.540	73.588	73.967	73.066	73.161
Bengkulu	70.853	70.485	70.632	70.996	71.722	70.632
Lampung	68.750	69.459	69.671	70.048	69.870	70.202
Kep. Bangka Belitung	76.968	80.877	80.636	79.674	79.734	79.734
Kepulauan Riau	82.137	80.031	79.565	82.400	81.065	82.019
Jawa Barat	63.637	63.871	63.821	64.320	64.703	64.789
Jawa Tengah	60.067	60.239	60.905	61.228	61.392	61.639
D. I. Yogyakarta	62.199	62.642	62.544	64.514	64.701	64.849
Jawa Timur	57.040	57.809	57.940	58.530	58.467	58.800
Banten	68.696	69.892	72.114	73.652	71.943	71.772
Bali	52.807	55.169	55.169	55.169	55.447	56.976
Nusa Tenggara Barat	61.124	61.348	59.888	59.993	59.993	60.285
Nusa Tenggara Timur	66.473	67.072	67.072	67.072	67.974	67.665
Kalimantan Barat	74.733	76.049	76.393	78.388	78.923	79.441
Kalimantan Tengah	78.224	79.759	82.500	83.048	81.677	81.403
Kalimantan Selatan	77.264	84.020	82.860	82.860	82.474	83.633
Kalimantan Timur	82.610	83.351	83.721	82.681	82.681	84.156
Sulawesi Utara	70.000	70.000	70.000	70.000	70.000	70.000
Sulawesi Tengah	72.180	72.592	72.386	72.043	72.386	72.729
Sulawesi Selatan	68.500	68.500	68.500	68.500	67.500	67.500
Sulawesi Tenggara	66.364	66.364	66.941	67.518	68.095	68.095
Gorontalo	67.904	67.904	67.904	67.904	67.436	66.974
Sulawesi Barat	72.321	72.321	72.321	72.321	72.321	72.321
Maluku	58.427	60.375	60.375	61.053	61.053	61.053
Maluku Utara	70.909	70.455	70.455	72.273	71.364	73.636
Papua Barat	77.727	77.727	78.184	78.184	78.184	76.972
Papua	87.659	87.659	88.460	84.790	85.784	86.684
Nasional	71.020	71.931	72.064	72.363	72.245	72.443

Lanjutan Tabel 1.11

Provinsi	Juli	Agustus	September	Oktober	November	Desember	Rata-rata
(1)	(8)	(9)	(10)	(11)	(12)	(13)	(14)
Aceh	94.507	95.836	95.654	95.654	96.271	96.511	94.140
Sumatera Utara	74.656	78.709	76.347	76.826	77.210	78.322	75.089
Sumatera Barat	74.104	79.404	79.404	80.304	81.602	83.555	76.512
Riau	70.649	75.583	74.588	75.935	75.061	73.735	72.244
Jambi	84.359	86.903	83.973	83.640	84.439	85.238	82.993
Sumatera Selatan	74.595	79.213	77.197	77.628	78.708	83.500	75.975
Bengkulu	75.356	77.754	77.027	77.027	79.934	77.754	74.181
Lampung	70.665	75.831	73.878	73.124	73.448	79.595	72.045
Kep. Bangka Belitung	81.358	82.695	83.607	85.553	86.952	86.668	82.038
Kepulauan Riau	84.880	85.261	84.332	84.332	82.113	80.781	82.410
Jawa Barat	66.828	70.276	68.201	69.895	71.658	75.955	67.329
Jawa Tengah	63.403	66.589	67.558	68.004	69.887	73.984	64.574
D. I. Yogyakarta	67.364	68.993	69.535	70.168	74.234	77.080	67.402
Jawa Timur	60.822	63.782	63.893	64.730	67.311	72.257	61.782
Banten	73.481	77.411	73.652	76.044	76.044	82.760	73.955
Bali	60.603	61.974	60.603	60.054	60.054	61.857	57.990
Nusa Tenggara Barat	61.231	62.468	59.848	60.203	60.726	63.559	60.889
Nusa Tenggara Timur	68.027	68.027	67.440	67.440	68.037	68.932	67.602
Kalimantan Barat	79.441	82.080	80.993	80.442	82.247	88.686	79.818
Kalimantan Tengah	84.747	88.584	87.214	86.117	86.546	88.718	84.045
Kalimantan Selatan	84.406	86.062	84.982	84.982	85.342	85.702	83.716
Kalimantan Timur	85.914	92.656	88.507	86.701	87.965	89.591	85.878
Sulawesi Utara	70.000	70.000	70.000	70.000	70.000	70.000	70.000
Sulawesi Tengah	74.445	75.596	74.176	73.091	73.912	76.728	73.522
Sulawesi Selatan	67.500	68.878	68.382	69.922	71.273	71.273	68.852
Sulawesi Tenggara	68.673	70.981	68.673	67.518	67.518	68.673	67.951
Gorontalo	66.974	68.359	70.101	70.581	66.429	66.429	67.908
Sulawesi Barat	72.321	72.321	72.321	72.321	72.321	72.321	72.321
Maluku	63.158	66.628	66.628	65.322	65.322	68.122	63.126
Maluku Utara	73.636	75.728	75.728	75.728	75.728	75.728	73.447
Papua Barat	76.972	78.339	77.095	77.095	78.207	81.695	78.032
Papua	90.565	91.194	91.194	93.081	87.731	90.425	88.769
Nasional	73.926	76.379	75.398	75.608	76.070	78.004	73.954

Tabel 1.12
Harga Konsumen Perdesaan Kelompok Bahan Makanan, 2012
Daging Kambing (Rp/Kg)

Provinsi	Januari	Februari	Maret	April	Mei	Juni
(1)	(2)	(3)	(4)	(5)	(6)	(7)
Aceh	77.500	80.172	77.706	77.582	77.924	78.048
Sumatera Utara	63.006	65.687	66.849	68.636	67.742	68.629
Sumatera Barat	66.667	66.667	66.667	66.667	66.667	66.667
Riau	58.595	56.425	61.127	63.478	64.889	63.478
Jambi	45.000	45.000	45.000	45.000	45.000	45.500
Sumatera Selatan	55.975	58.666	58.666	58.666	58.666	58.666
Bengkulu	56.667	56.667	56.667	56.667	56.667	56.667
Lampung	55.802	55.802	55.946	56.162	56.162	54.915
Kep. Bangka Belitung	-	-	-	-	-	-
Kepulauan Riau	71.000	68.000	68.000	70.000	72.000	72.000
Jawa Barat	54.960	55.354	55.206	55.601	55.502	55.502
Jawa Tengah	54.100	54.542	54.769	54.592	54.824	55.540
D. I. Yogyakarta	58.444	58.778	59.444	59.444	59.667	60.112
Jawa Timur	50.672	50.976	51.482	51.420	51.641	51.845
Banten	58.493	58.079	58.079	57.459	57.459	57.046
Bali	-	-	-	-	-	-
Nusa Tenggara Barat	60.000	60.000	60.000	55.000	55.000	55.000
Nusa Tenggara Timur	-	-	-	-	-	-
Kalimantan Barat	56.265	56.265	56.265	56.265	56.265	56.265
Kalimantan Tengah	59.988	59.988	60.439	60.439	59.537	59.537
Kalimantan Selatan	-	-	-	-	-	-
Kalimantan Timur	49.375	49.375	49.746	49.746	49.004	49.004
Sulawesi Utara	48.000	48.000	48.000	48.000	48.000	48.000
Sulawesi Tengah	-	-	-	-	-	-
Sulawesi Selatan	-	-	-	-	-	-
Sulawesi Tenggara	-	-	-	-	-	-
Gorontalo	-	-	-	-	-	-
Sulawesi Barat	-	-	-	-	-	-
Maluku	-	-	-	-	-	-
Maluku Utara	73.828	73.828	73.828	73.828	73.828	73.828
Papua Barat	70.000	70.000	70.000	70.000	70.000	70.000
Papua	73.500	73.500	73.500	73.500	73.500	73.500
Nasional	59.902	60.080	60.336	60.371	60.452	60.443

Lanjutan Tabel 1.12

Provinsi	Juli	Agustus	September	Oktober	November	Desember	Rata-rata
(1)	(8)	(9)	(10)	(11)	(12)	(13)	(14)
Aceh	78.172	80.526	80.526	80.526	80.526	80.889	79.175
Sumatera Utara	68.629	70.048	67.988	69.018	69.018	70.279	67.961
Sumatera Barat	66.667	73.333	73.333	70.714	70.714	73.333	69.008
Riau	65.829	64.889	64.889	64.889	65.829	66.769	63.424
Jambi	47.522	47.522	47.522	48.028	51.061	51.061	46.935
Sumatera Selatan	60.011	60.011	58.666	59.702	59.702	59.702	58.925
Bengkulu	56.667	56.667	56.667	56.667	56.667	56.667	56.667
Lampung	56.162	54.477	55.022	55.022	55.022	56.785	55.606
Kep. Bangka Belitung	-	-	-	-	-	-	-
Kepulauan Riau	75.000	75.000	71.000	71.000	71.000	71.000	71.250
Jawa Barat	57.377	60.041	58.223	60.189	61.810	64.442	57.851
Jawa Tengah	56.660	58.950	58.762	59.636	61.266	63.633	57.273
D. I. Yogyakarta	61.782	63.224	63.556	64.219	63.112	65.160	61.412
Jawa Timur	52.838	54.561	53.587	54.007	54.465	55.920	52.784
Banten	61.696	64.487	57.666	63.866	60.973	64.693	60.000
Bali	-	-	-	-	-	-	-
Nusa Tenggara Barat	60.000	60.000	60.000	60.000	60.000	60.000	58.750
Nusa Tenggara Timur	-	-	-	-	-	-	-
Kalimantan Barat	57.489	62.381	62.381	62.381	62.381	62.381	58.916
Kalimantan Tengah	59.988	59.988	59.988	59.988	59.988	60.439	60.026
Kalimantan Selatan	-	-	-	-	-	-	-
Kalimantan Timur	49.375	49.375	49.375	49.375	49.375	49.746	49.406
Sulawesi Utara	48.000	48.000	48.000	48.000	48.000	48.000	48.000
Sulawesi Tengah	-	-	-	-	-	-	-
Sulawesi Selatan	-	-	-	-	-	-	-
Sulawesi Tenggara	-	-	-	-	-	-	-
Gorontalo	-	-	-	-	-	-	-
Sulawesi Barat	-	-	-	-	-	-	-
Maluku	-	-	-	-	-	-	-
Maluku Utara	73.828	73.828	73.828	73.828	73.828	73.828	73.828
Papua Barat	70.000	70.000	70.000	70.000	70.000	70.000	70.000
Papua	73.500	73.500	73.500	73.500	73.500	73.500	73.500
Nasional	61.691	62.764	62.022	62.480	62.647	63.556	61.395

Tabel 1.13
Harga Konsumen Perdesaan Kelompok Bahan Makanan, 2012
Daging Babi (Rp/Kg)

Provinsi	Januari	Februari	Maret	April	Mei	Juni
(1)	(2)	(3)	(4)	(5)	(6)	(7)
Aceh	45.000	45.000	45.000	45.000	45.000	45.000
Sumatera Utara	46.222	46.222	46.000	46.000	46.000	46.222
Sumatera Barat	-	-	-	-	-	-
Riau	45.000	45.000	45.000	45.000	45.000	45.000
Jambi	-	-	-	-	-	-
Sumatera Selatan	-	-	-	-	-	-
Bengkulu	-	-	-	-	-	-
Lampung	47.189	47.189	47.189	47.189	47.189	47.189
Kep. Bangka Belitung	61.875	63.100	63.100	62.012	64.188	63.644
Kepulauan Riau	50.000	50.000	50.000	50.000	50.000	50.000
Jawa Barat	-	-	-	-	-	-
Jawa Tengah	35.000	35.000	35.000	35.000	35.000	35.000
D. I. Yogyakarta	40.225	40.225	40.225	40.225	40.225	43.098
Jawa Timur	37.500	37.500	37.500	37.500	37.500	37.500
Banten	-	-	-	-	-	-
Bali	38.814	39.560	39.086	38.867	38.837	38.658
Nusa Tenggara Barat	-	-	-	-	-	-
Nusa Tenggara Timur	51.136	51.707	51.707	51.707	51.993	51.993
Kalimantan Barat	50.517	50.517	50.633	50.286	49.996	51.473
Kalimantan Tengah	41.234	43.983	43.983	43.983	43.983	43.983
Kalimantan Selatan	-	-	-	-	-	-
Kalimantan Timur	-	-	-	-	-	-
Sulawesi Utara	37.893	38.624	38.990	39.121	39.341	39.341
Sulawesi Tengah	41.984	42.579	42.579	42.480	43.876	43.876
Sulawesi Selatan	-	-	-	-	-	-
Sulawesi Tenggara	-	-	-	-	-	-
Gorontalo	-	-	-	-	-	-
Sulawesi Barat	-	-	-	-	-	-
Maluku	45.000	45.918	45.918	48.186	48.186	49.361
Maluku Utara	44.983	44.983	44.983	44.983	44.983	46.534
Papua Barat	46.637	46.637	44.182	44.182	44.182	44.182
Papua	57.786	59.592	61.239	63.632	66.154	66.154
Nasional	45.473	45.965	45.911	46.071	46.402	46.748

Lanjutan Tabel 1.13

Provinsi	Juli	Agustus	September	Oktober	November	Desember	Rata-rata
(1)	(8)	(9)	(10)	(11)	(12)	(13)	(14)
Aceh	45.000	45.000	45.000	45.000	49.500	49.500	45.750
Sumatera Utara	46.778	46.778	50.111	50.111	50.111	49.889	47.537
Sumatera Barat	-	-	-	-	-	-	-
Riau	49.500	49.500	49.500	49.500	49.500	49.500	47.250
Jambi	-	-	-	-	-	-	-
Sumatera Selatan	-	-	-	-	-	-	-
Bengkulu	-	-	-	-	-	-	-
Lampung	48.731	48.731	48.731	49.040	49.040	49.040	48.037
Kep. Bangka Belitung	63.100	64.371	65.625	65.625	64.371	64.371	63.782
Kepulauan Riau	50.000	50.000	50.000	50.000	50.000	50.000	50.000
Jawa Barat	-	-	-	-	-	-	-
Jawa Tengah	35.000	35.000	35.000	35.000	35.000	35.000	35.000
D. I. Yogyakarta	43.098	43.098	43.098	45.971	45.971	45.971	42.619
Jawa Timur	37.500	37.500	37.500	37.500	37.500	37.500	37.500
Banten	-	-	-	-	-	-	-
Bali	38.992	39.339	39.195	38.231	37.543	38.135	38.771
Nusa Tenggara Barat	-	-	-	-	-	-	-
Nusa Tenggara Timur	51.993	53.468	54.100	54.100	54.685	56.426	52.918
Kalimantan Barat	51.473	51.473	51.588	51.990	51.440	51.440	51.069
Kalimantan Tengah	43.983	43.983	43.983	43.983	46.732	47.007	44.235
Kalimantan Selatan	-	-	-	-	-	-	-
Kalimantan Timur	-	-	-	-	-	-	-
Sulawesi Utara	39.801	39.308	38.815	38.815	39.143	39.667	39.072
Sulawesi Tengah	43.677	43.677	43.278	43.477	43.477	43.278	43.186
Sulawesi Selatan	-	-	-	-	-	-	-
Sulawesi Tenggara	-	-	-	-	-	-	-
Gorontalo	-	-	-	-	-	-	-
Sulawesi Barat	-	-	-	-	-	-	-
Maluku	49.361	49.361	49.361	48.712	48.712	48.712	48.066
Maluku Utara	46.534	46.534	46.534	46.534	46.534	46.534	45.888
Papua Barat	44.182	44.182	41.728	41.728	41.728	41.728	43.773
Papua	64.831	64.831	63.155	63.819	62.244	63.187	63.052
Nasional	47.028	47.165	47.174	47.323	47.538	47.731	46.711

Tabel 1.14
Harga Konsumen Perdesaan Kelompok Bahan Makanan, 2012
Daging Ayam (Rp/Kg)

Provinsi	Januari	Februari	Maret	April	Mei	Juni
(1)	(2)	(3)	(4)	(5)	(6)	(7)
Aceh	44.444	44.282	44.298	44.426	44.500	44.602
Sumatera Utara	32.309	32.347	32.167	31.711	31.855	32.059
Sumatera Barat	29.848	30.250	29.957	29.773	29.472	29.169
Riau	38.504	37.607	37.037	36.921	36.571	36.456
Jambi	35.694	35.151	35.677	35.626	35.783	38.501
Sumatera Selatan	34.085	33.617	33.981	34.241	33.721	33.928
Bengkulu	35.560	35.447	34.816	35.026	35.397	35.026
Lampung	33.955	34.106	34.884	34.989	34.939	35.367
Kep. Bangka Belitung	38.478	37.250	36.267	37.348	38.471	38.874
Kepulauan Riau	41.357	40.748	40.336	40.258	39.639	39.716
Jawa Barat	28.632	28.603	28.162	28.204	28.316	28.337
Jawa Tengah	28.730	28.870	28.806	28.336	28.861	29.289
D. I. Yogyakarta	28.949	29.165	28.667	28.032	29.028	29.582
Jawa Timur	27.292	27.583	27.384	26.379	27.280	27.610
Banten	27.936	27.536	27.850	28.421	28.421	28.421
Bali	27.877	27.297	26.129	26.185	26.449	26.343
Nusa Tenggara Barat	34.253	34.933	34.521	34.267	34.622	34.622
Nusa Tenggara Timur	45.000	45.000	45.000	45.000	46.929	46.929
Kalimantan Barat	39.760	40.497	41.260	39.631	38.554	38.554
Kalimantan Tengah	43.809	41.368	41.224	40.908	40.987	40.940
Kalimantan Selatan	36.258	35.806	35.065	35.341	35.003	35.220
Kalimantan Timur	46.083	45.627	44.474	44.993	45.240	46.268
Sulawesi Utara	32.202	32.202	32.202	32.017	31.847	31.932
Sulawesi Tengah	42.486	41.427	42.251	42.957	43.549	44.200
Sulawesi Selatan	26.358	26.358	25.298	23.211	23.649	23.649
Sulawesi Tenggara	33.948	34.760	34.760	33.848	32.992	33.823
Gorontalo	38.503	38.632	35.119	36.111	36.741	35.398
Sulawesi Barat	30.282	30.282	30.282	30.282	30.282	30.282
Maluku	34.390	34.890	35.727	35.518	35.476	35.371
Maluku Utara	42.187	41.814	42.187	42.187	42.373	41.814
Papua Barat	41.291	41.291	41.000	41.000	40.791	40.972
Papua	48.794	49.833	48.074	49.854	48.638	48.638
Nasional	35.914	35.768	35.464	35.406	35.512	35.684

Lanjutan Tabel 1.14

Provinsi	Juli	Agustus	September	Oktober	November	Desember	Rata-rata
(1)	(8)	(9)	(10)	(11)	(12)	(13)	(14)
Aceh	45.237	47.698	47.355	45.953	45.559	45.615	45.331
Sumatera Utara	32.983	32.440	31.495	31.860	30.529	31.648	31.950
Sumatera Barat	29.320	28.950	28.116	28.122	28.122	28.009	29.092
Riau	37.900	38.536	37.611	36.860	36.109	33.943	37.005
Jambi	39.763	40.404	36.538	37.408	37.311	37.746	37.133
Sumatera Selatan	35.066	36.359	35.371	36.411	35.631	34.724	34.761
Bengkulu	36.775	38.364	37.092	36.811	35.275	34.958	35.879
Lampung	35.316	36.397	35.526	35.418	35.265	35.214	35.115
Kep. Bangka Belitung	40.513	41.514	39.882	39.429	39.338	38.341	38.809
Kepulauan Riau	41.265	41.839	41.445	41.266	40.967	40.817	40.804
Jawa Barat	29.121	29.737	27.492	27.877	27.222	27.029	28.228
Jawa Tengah	30.245	31.099	29.379	29.582	28.529	28.238	29.163
D. I. Yogyakarta	29.763	32.196	29.848	29.758	27.724	29.683	29.366
Jawa Timur	29.081	30.327	28.889	29.165	28.082	27.949	28.085
Banten	28.877	29.793	28.399	27.877	27.702	27.152	28.199
Bali	28.146	27.856	26.539	26.802	26.723	26.577	26.910
Nusa Tenggara Barat	35.645	36.924	35.436	35.093	34.614	33.914	34.904
Nusa Tenggara Timur	46.929	46.929	46.929	46.929	46.929	46.929	46.286
Kalimantan Barat	39.056	40.349	39.836	38.709	38.251	39.226	39.474
Kalimantan Tengah	42.074	41.439	39.048	38.818	38.418	40.341	40.781
Kalimantan Selatan	36.772	35.942	35.102	33.975	33.473	33.686	35.137
Kalimantan Timur	46.839	48.082	47.812	47.287	47.287	47.828	46.485
Sulawesi Utara	32.911	34.402	33.993	33.644	33.906	33.733	32.916
Sulawesi Tengah	45.034	46.070	44.780	43.092	42.198	44.134	43.515
Sulawesi Selatan	24.427	25.009	23.396	22.646	24.910	22.959	24.323
Sulawesi Tenggara	34.194	35.494	35.673	35.593	34.607	34.971	34.555
Gorontalo	36.578	36.708	36.708	36.068	36.068	38.104	36.728
Sulawesi Barat	30.282	30.282	33.311	33.311	33.311	33.311	31.292
Maluku	36.436	39.755	39.473	39.434	39.434	39.434	37.112
Maluku Utara	41.516	45.078	44.736	44.530	44.919	44.236	43.131
Papua Barat	41.810	42.007	39.331	39.331	40.603	42.955	41.032
Papua	51.149	55.699	53.746	53.746	51.101	51.101	50.865
Nasional	36.594	37.615	36.571	36.338	35.941	36.078	36.074

Tabel 1.15
Harga Konsumen Perdesaan Kelompok Bahan Makanan, 2012
Hati Ayam (Rp/Kg)

Provinsi	Januari	Februari	Maret	April	Mei	Juni
(1)	(2)	(3)	(4)	(5)	(6)	(7)
Aceh	24.044	25.912	25.912	25.820	25.513	25.513
Sumatera Utara	23.084	23.344	23.443	24.488	24.388	23.866
Sumatera Barat	21.715	22.080	22.080	21.945	21.945	21.810
Riau	22.345	22.072	21.997	21.924	21.970	21.878
Jambi	21.809	21.953	21.953	21.849	21.889	22.516
Sumatera Selatan	23.984	23.984	23.984	23.856	24.070	24.070
Bengkulu	23.929	23.929	23.883	23.703	24.155	24.110
Lampung	29.154	29.471	28.203	27.886	28.837	28.964
Kep. Bangka Belitung	27.773	28.014	28.014	28.447	28.302	28.206
Kepulauan Riau	20.841	21.356	21.709	21.532	20.560	20.699
Jawa Barat	23.111	23.393	23.610	23.605	23.486	23.196
Jawa Tengah	19.477	19.302	19.086	18.947	18.968	19.320
D. I. Yogyakarta	18.968	19.027	19.372	19.492	19.027	19.492
Jawa Timur	22.236	22.384	22.265	22.024	22.359	22.639
Banten	22.964	23.036	23.179	24.180	24.028	23.875
Bali	26.175	25.426	25.126	25.226	25.131	25.297
Nusa Tenggara Barat	31.598	32.579	31.862	31.523	31.601	31.601
Nusa Tenggara Timur	32.955	32.955	32.955	32.955	34.273	34.273
Kalimantan Barat	37.583	38.112	38.360	38.360	38.863	38.749
Kalimantan Tengah	34.280	34.280	34.374	34.374	35.219	34.749
Kalimantan Selatan	35.763	36.730	35.763	35.592	37.130	37.558
Kalimantan Timur	31.525	32.748	32.269	32.321	32.510	32.464
Sulawesi Utara	18.285	18.132	18.132	18.132	18.439	18.439
Sulawesi Tengah	23.497	23.497	23.497	23.497	23.907	23.907
Sulawesi Selatan	32.500	32.500	32.500	32.500	33.621	33.621
Sulawesi Tenggara	35.000	35.000	35.000	35.000	35.000	35.000
Gorontalo	31.470	31.470	31.986	32.502	31.986	31.986
Sulawesi Barat	-	-	-	-	-	-
Maluku	33.020	33.020	33.020	33.020	33.020	31.077
Maluku Utara	35.259	35.259	35.259	35.259	35.259	33.185
Papua Barat	40.692	42.600	42.600	42.600	42.600	42.600
Papua	43.874	43.874	43.874	43.874	42.153	42.669
Nasional	28.029	28.304	28.234	28.272	28.394	28.301

Lanjutan Tabel 1.15

Provinsi	Juli	Agustus	September	Oktober	November	Desember	Rata-rata
(1)	(8)	(9)	(10)	(11)	(12)	(13)	(14)
Aceh	25.544	25.544	26.119	25.544	27.097	27.040	25.800
Sumatera Utara	24.115	24.986	24.287	24.825	24.465	24.712	24.167
Sumatera Barat	21.952	22.867	23.108	23.241	23.373	23.494	22.467
Riau	22.247	24.089	23.993	23.092	23.041	22.842	22.624
Jambi	22.516	23.280	23.348	23.719	23.686	23.821	22.695
Sumatera Selatan	24.498	24.498	23.942	23.942	23.942	23.942	24.059
Bengkulu	25.286	25.874	25.240	25.150	25.738	25.512	24.709
Lampung	28.964	30.778	30.778	30.292	29.482	30.454	29.439
Kep. Bangka Belitung	28.420	29.230	29.188	29.486	29.614	29.188	28.657
Kepulauan Riau	21.532	22.782	21.671	21.463	20.792	20.792	21.311
Jawa Barat	25.162	25.964	25.050	25.511	25.543	25.982	24.468
Jawa Tengah	20.590	21.213	21.083	20.814	20.342	21.007	20.012
D. I. Yogyakarta	20.420	20.854	20.165	20.495	19.536	20.105	19.746
Jawa Timur	23.532	24.367	24.124	24.333	24.302	25.105	23.306
Banten	24.304	24.956	23.879	24.310	24.580	24.104	23.950
Bali	26.226	25.473	24.669	24.719	24.912	24.967	25.279
Nusa Tenggara Barat	32.193	32.768	31.150	31.111	31.368	32.070	31.786
Nusa Tenggara Timur	34.273	34.273	34.273	34.273	34.273	34.273	33.833
Kalimantan Barat	39.025	41.486	40.781	40.781	41.466	41.909	39.623
Kalimantan Tengah	35.958	37.394	36.640	36.753	37.431	37.431	35.740
Kalimantan Selatan	37.771	37.515	37.344	37.301	37.301	37.045	36.901
Kalimantan Timur	33.092	34.218	33.012	32.677	32.970	33.430	32.770
Sulawesi Utara	18.900	18.321	18.321	18.321	18.627	18.627	18.390
Sulawesi Tengah	24.316	24.316	24.725	23.310	22.838	22.838	23.679
Sulawesi Selatan	33.621	35.222	33.964	34.467	36.135	36.135	33.899
Sulawesi Tenggara	36.250	38.750	33.906	33.906	33.906	35.075	35.150
Gorontalo	31.986	34.049	36.629	35.288	34.185	34.897	33.203
Sulawesi Barat	-	-	-	-	-	-	-
Maluku	31.077	33.020	33.020	33.020	33.020	33.020	32.696
Maluku Utara	33.185	35.259	35.259	35.259	35.259	35.259	34.914
Papua Barat	42.600	44.507	44.507	44.507	44.507	48.680	43.583
Papua	44.831	45.985	45.940	47.236	46.341	48.310	44.913
Nasional	28.851	29.801	29.359	29.327	29.357	29.744	28.831

Tabel 1.16
Harga Konsumen Perdesaan Kelompok Bahan Makanan, 2012
Ikan Cakalang (Rp/Kg)

Provinsi	Januari	Februari	Maret	April	Mei	Juni
(1)	(2)	(3)	(4)	(5)	(6)	(7)
Aceh	28.400	28.400	29.009	28.644	28.156	28.644
Sumatera Utara	30.000	30.000	30.000	30.000	30.000	30.000
Sumatera Barat	25.000	25.000	25.000	25.000	25.000	25.000
Riau	-	-	-	-	-	-
Jambi	-	-	-	-	-	-
Sumatera Selatan	27.333	27.333	27.333	27.333	27.333	27.333
Bengkulu	25.967	25.967	28.131	28.131	30.295	28.997
Lampung	-	-	-	-	-	-
Kep. Bangka Belitung	29.508	28.982	26.610	26.610	29.377	29.377
Kepulauan Riau	18.636	18.636	18.636	18.636	18.636	18.636
Jawa Barat	24.000	24.000	24.000	24.000	24.000	24.000
Jawa Tengah	25.000	25.667	25.900	26.367	26.367	26.367
D. I. Yogyakarta	14.612	15.392	15.392	14.692	13.992	14.459
Jawa Timur	20.712	21.477	22.214	22.042	22.302	22.302
Banten	25.500	25.500	27.524	27.119	27.119	30.357
Bali	29.000	29.168	29.919	30.380	29.996	32.374
Nusa Tenggara Barat	27.547	27.547	27.547	26.673	26.673	26.673
Nusa Tenggara Timur	25.403	25.726	25.273	26.214	26.289	26.821
Kalimantan Barat	21.034	21.691	22.006	22.006	22.634	22.006
Kalimantan Tengah	22.425	22.873	22.873	22.873	22.057	22.057
Kalimantan Selatan	-	-	-	-	-	-
Kalimantan Timur	22.286	22.286	23.347	22.824	23.911	23.758
Sulawesi Utara	20.693	21.135	21.657	21.657	22.295	23.540
Sulawesi Tengah	17.453	17.825	18.282	17.984	18.196	18.179
Sulawesi Selatan	21.500	21.590	21.186	21.725	21.304	21.429
Sulawesi Tenggara	22.877	22.732	22.192	22.320	22.100	22.043
Gorontalo	16.898	17.500	17.853	17.539	17.853	18.141
Sulawesi Barat	18.191	18.688	18.633	18.335	18.436	18.645
Maluku	25.892	25.239	26.351	26.537	24.975	24.735
Maluku Utara	34.464	31.692	29.702	31.781	32.538	32.962
Papua Barat	28.333	28.333	30.186	30.877	32.485	32.742
Papua	40.443	38.798	38.192	42.011	40.158	41.831
Nasional	24.611	24.614	24.820	25.011	25.160	25.479

Lanjutan Tabel 1.16

Provinsi	Juli	Agustus	September	Oktober	November	Desember	Rata-rata
(1)	(8)	(9)	(10)	(11)	(12)	(13)	(14)
Aceh	29.131	28.609	27.565	27.565	26.273	26.704	28.092
Sumatera Utara	30.000	30.000	30.000	30.000	30.000	30.000	30.000
Sumatera Barat	25.000	25.000	25.000	25.000	24.671	24.671	24.945
Riau	-	-	-	-	-	-	-
Jambi	-	-	-	-	-	-	-
Sumatera Selatan	27.333	27.333	27.333	27.333	27.333	27.333	27.333
Bengkulu	28.997	28.997	28.997	28.997	28.997	28.997	28.456
Lampung	-	-	-	-	-	-	-
Kep. Bangka Belitung	28.850	28.059	28.059	28.437	29.192	30.702	28.647
Kepulauan Riau	18.636	18.636	18.636	18.636	18.636	18.636	18.636
Jawa Barat	24.000	24.000	24.000	24.000	26.500	26.500	24.417
Jawa Tengah	27.056	27.056	26.803	26.125	26.125	26.455	26.274
D. I. Yogyakarta	14.459	15.158	15.158	13.992	14.925	14.692	14.744
Jawa Timur	21.383	22.225	21.682	21.540	22.615	22.026	21.877
Banten	31.571	31.571	29.952	29.548	29.883	28.540	28.682
Bali	36.401	36.569	36.907	36.584	36.584	38.736	33.552
Nusa Tenggara Barat	26.883	27.762	27.131	27.131	27.131	27.656	27.196
Nusa Tenggara Timur	30.240	31.161	31.587	31.784	31.127	31.258	28.574
Kalimantan Barat	22.006	22.006	22.923	22.006	23.275	25.360	22.413
Kalimantan Tengah	22.057	22.057	22.057	24.062	24.062	24.062	22.793
Kalimantan Selatan	-	-	-	-	-	-	-
Kalimantan Timur	25.597	24.524	22.532	22.532	21.152	22.991	23.145
Sulawesi Utara	23.579	25.401	26.448	28.538	28.538	28.163	24.304
Sulawesi Tengah	18.410	18.887	18.156	17.315	17.749	17.865	18.025
Sulawesi Selatan	21.943	22.439	21.439	21.439	21.296	21.190	21.540
Sulawesi Tenggara	22.624	22.951	22.478	22.513	22.478	22.521	22.486
Gorontalo	19.223	18.467	16.818	16.033	16.169	15.532	17.336
Sulawesi Barat	19.480	19.925	19.702	19.588	20.644	18.813	19.090
Maluku	25.446	25.606	24.828	24.398	24.601	23.453	25.172
Maluku Utara	31.945	31.945	33.319	33.319	30.733	32.206	32.217
Papua Barat	33.297	35.517	35.517	36.808	36.185	34.915	32.933
Papua	41.225	41.831	40.701	43.831	40.511	39.579	40.759
Nasional	25.956	26.203	25.919	26.038	25.978	26.056	25.487

Tabel 1.17
Harga Konsumen Perdesaan Kelompok Bahan Makanan, 2012
Cumi-cumi (Rp/Kg)

Provinsi	Januari	Februari	Maret	April	Mei	Juni
(1)	(2)	(3)	(4)	(5)	(6)	(7)
Aceh	31.683	32.629	33.312	32.772	33.108	33.901
Sumatera Utara	24.707	24.782	24.782	24.483	24.483	24.894
Sumatera Barat	36.318	38.503	39.167	40.536	42.476	42.965
Riau	31.690	31.049	32.058	32.742	32.856	33.427
Jambi	33.118	34.147	33.464	36.214	33.385	32.483
Sumatera Selatan	35.000	35.000	35.000	35.000	35.000	35.000
Bengkulu	44.093	45.429	48.102	50.774	53.447	53.447
Lampung	36.005	34.460	36.575	35.517	36.479	37.567
Kep. Bangka Belitung	38.201	36.949	37.844	37.844	36.412	37.907
Kepulauan Riau	37.766	38.911	38.453	37.673	37.413	35.595
Jawa Barat	38.340	39.320	39.100	38.780	39.014	39.879
Jawa Tengah	33.872	34.610	32.905	33.204	32.653	32.629
D. I. Yogyakarta	35.250	35.417	32.167	33.333	33.333	35.167
Jawa Timur	31.041	31.572	32.253	31.707	31.446	32.106
Banten	33.923	33.615	33.846	35.154	35.231	34.769
Bali	27.248	27.248	26.023	26.023	26.023	27.248
Nusa Tenggara Barat	47.384	48.081	49.474	48.777	48.777	49.590
Nusa Tenggara Timur	29.756	29.756	29.756	29.756	30.393	31.046
Kalimantan Barat	31.681	31.591	33.019	31.781	33.034	33.117
Kalimantan Tengah	42.280	41.296	43.263	44.246	46.212	46.212
Kalimantan Selatan	33.348	32.581	35.264	35.648	35.648	35.839
Kalimantan Timur	44.362	44.132	44.132	44.911	45.273	43.679
Sulawesi Utara	29.913	29.913	29.913	29.913	29.913	28.043
Sulawesi Tengah	29.129	28.415	29.960	30.476	31.088	30.435
Sulawesi Selatan	32.482	32.482	32.482	32.913	32.913	33.495
Sulawesi Tenggara	27.863	27.863	29.605	29.605	29.630	29.118
Gorontalo	21.512	22.059	21.286	20.449	20.841	19.744
Sulawesi Barat	18.558	19.261	19.261	19.261	19.261	20.193
Maluku	47.454	46.505	46.505	47.006	47.273	49.164
Maluku Utara	27.226	26.613	26.613	29.065	29.065	30.292
Papua Barat	58.428	53.347	53.347	53.347	53.347	53.347
Papua	46.283	42.667	40.889	43.962	43.962	41.426
Nasional	34.872	34.694	34.994	35.402	35.606	35.741

Lanjutan Tabel 1.17

Provinsi	Juli	Agustus	September	Oktober	November	Desember	Rata-rata
(1)	(8)	(9)	(10)	(11)	(12)	(13)	(14)
Aceh	33.047	33.773	33.773	33.816	33.317	33.400	33.211
Sumatera Utara	25.511	24.629	24.482	24.556	24.953	24.436	24.725
Sumatera Barat	41.988	41.558	43.711	43.711	43.097	43.538	41.464
Riau	34.225	34.225	33.655	33.198	32.938	33.349	32.951
Jambi	34.400	37.333	35.190	35.190	34.062	34.062	34.421
Sumatera Selatan	35.250	35.250	35.250	36.518	36.518	35.504	35.357
Bengkulu	52.110	54.195	49.268	45.573	45.573	45.573	48.965
Lampung	37.060	38.649	36.961	36.872	35.051	35.805	36.417
Kep. Bangka Belitung	40.307	39.673	39.582	37.861	34.504	37.582	37.889
Kepulauan Riau	37.413	38.193	36.374	37.651	35.436	37.374	37.354
Jawa Barat	41.442	42.323	42.828	42.417	42.867	42.642	40.746
Jawa Tengah	34.794	35.131	34.715	35.337	35.457	35.731	34.253
D. I. Yogyakarta	35.167	37.167	38.667	38.333	37.667	38.000	35.806
Jawa Timur	32.525	33.894	33.654	33.359	32.788	32.515	32.405
Banten	35.231	37.077	35.769	35.846	35.808	34.984	35.104
Bali	25.717	25.717	26.295	25.139	25.139	26.584	26.200
Nusa Tenggara Barat	49.433	52.365	51.667	51.667	52.050	46.173	49.620
Nusa Tenggara Timur	31.046	32.479	30.822	31.067	30.822	30.822	30.627
Kalimantan Barat	33.386	36.654	36.156	34.642	34.168	34.874	33.675
Kalimantan Tengah	44.639	47.589	47.589	50.539	49.516	50.891	46.189
Kalimantan Selatan	36.798	37.623	37.623	39.273	40.604	40.604	36.738
Kalimantan Timur	43.887	47.240	47.510	46.668	48.445	47.790	45.669
Sulawesi Utara	28.043	30.848	30.848	28.204	28.204	28.204	29.330
Sulawesi Tengah	30.924	33.977	33.471	31.678	32.431	31.575	31.130
Sulawesi Selatan	35.832	38.039	37.761	37.631	36.191	36.332	34.879
Sulawesi Tenggara	29.916	30.144	30.144	30.144	29.428	30.724	29.515
Gorontalo	20.040	19.668	18.860	19.210	19.210	18.471	20.113
Sulawesi Barat	21.090	21.090	19.296	18.622	19.228	20.554	19.640
Maluku	49.029	51.037	50.708	53.838	49.378	52.066	49.163
Maluku Utara	30.292	31.293	33.797	35.048	34.581	33.933	30.651
Papua Barat	53.347	58.428	57.158	54.478	54.478	49.938	54.416
Papua	41.426	41.426	38.940	38.940	41.936	41.936	41.983
Nasional	36.104	37.459	36.954	36.782	36.433	36.436	35.956

Tabel 1.18
Harga Konsumen Perdesaan Kelompok Bahan Makanan, 2012
Ikan Ekor Kuning (Rp/Kg)

Provinsi	Januari	Februari	Maret	April	Mei	Juni
(1)	(2)	(3)	(4)	(5)	(6)	(7)
Aceh	22.336	23.497	24.211	23.497	23.562	24.016
Sumatera Utara	22.250	22.572	22.250	22.250	22.250	21.500
Sumatera Barat	29.000	31.000	31.000	31.000	30.000	30.000
Riau	27.000	27.667	27.667	27.667	27.667	27.667
Jambi	36.686	40.072	40.072	40.072	40.072	39.508
Sumatera Selatan	26.000	26.000	26.000	26.000	26.000	26.000
Bengkulu	27.273	27.273	27.273	27.273	29.545	29.545
Lampung	21.351	21.351	23.486	24.791	24.791	26.096
Kep. Bangka Belitung	28.279	27.387	27.030	27.566	27.135	27.479
Kepulauan Riau	24.513	25.228	24.421	24.219	24.421	24.825
Jawa Barat	22.900	23.702	23.969	23.969	23.969	23.969
Jawa Tengah	12.281	12.281	11.257	11.257	12.123	11.638
D. I. Yogyakarta	25.750	25.750	26.500	26.500	26.500	26.500
Jawa Timur	17.019	17.242	17.242	16.834	17.056	16.895
Banten	20.640	20.640	20.927	20.354	20.354	20.640
Bali	21.000	21.000	21.000	21.000	22.667	22.943
Nusa Tenggara Barat	24.145	25.818	27.884	27.368	27.884	27.212
Nusa Tenggara Timur	30.133	30.522	30.522	29.957	30.443	30.920
Kalimantan Barat	30.425	30.633	29.591	30.217	31.259	30.425
Kalimantan Tengah	21.429	21.429	21.429	21.429	21.429	21.429
Kalimantan Selatan	20.000	20.000	20.000	20.000	19.200	19.200
Kalimantan Timur	20.714	21.223	21.223	20.387	20.387	20.387
Sulawesi Utara	21.003	21.681	21.681	21.681	20.948	21.388
Sulawesi Tengah	25.914	25.190	25.571	25.401	26.074	26.032
Sulawesi Selatan	29.657	30.497	30.497	31.336	31.056	31.842
Sulawesi Tenggara	21.327	21.731	21.731	21.731	21.731	21.731
Gorontalo	34.671	35.665	36.856	37.781	40.302	39.934
Sulawesi Barat	24.000	24.000	24.000	24.000	24.000	22.095
Maluku	25.569	25.184	25.785	25.980	25.769	25.769
Maluku Utara	30.636	28.943	28.173	28.635	29.097	30.238
Papua Barat	25.097	25.934	25.522	27.722	30.363	28.706
Papua	40.055	40.055	41.250	44.145	42.919	45.218
Nasional	25.283	25.661	25.813	26.001	26.280	26.305

Lanjutan Tabel 1.18

Provinsi	Juli	Agustus	September	Oktober	November	Desember	Rata-rata
(1)	(8)	(9)	(10)	(11)	(12)	(13)	(14)
Aceh	24.471	23.173	22.754	23.013	20.733	21.086	23.029
Sumatera Utara	23.750	22.774	21.798	23.099	22.774	24.039	22.609
Sumatera Barat	30.000	30.000	30.900	30.900	28.693	28.693	30.099
Riau	27.667	28.773	29.603	29.603	29.603	31.540	28.510
Jambi	39.508	39.508	39.508	39.508	37.814	37.814	39.178
Sumatera Selatan	26.000	26.000	26.000	26.000	26.000	26.000	26.000
Bengkulu	29.545	27.273	27.273	25.000	25.000	25.000	27.273
Lampung	26.096	26.096	26.096	26.096	25.574	25.574	24.783
Kep. Bangka Belitung	28.341	29.042	29.042	28.419	27.850	28.400	27.998
Kepulauan Riau	24.825	25.834	24.623	25.628	24.821	25.426	24.899
Jawa Barat	23.969	24.168	23.870	24.599	24.599	24.599	24.024
Jawa Tengah	12.802	12.802	14.082	13.691	14.213	14.912	12.778
D. I. Yogyakarta	26.500	26.500	26.500	26.500	26.902	27.303	26.475
Jawa Timur	16.936	17.459	17.333	17.258	17.220	17.528	17.169
Banten	21.269	21.269	20.695	20.695	21.384	20.506	20.781
Bali	22.943	22.943	22.943	22.943	22.943	20.705	22.086
Nusa Tenggara Barat	27.725	27.725	27.725	27.725	26.150	25.388	26.896
Nusa Tenggara Timur	32.157	32.800	32.800	33.187	31.330	29.783	31.213
Kalimantan Barat	29.800	30.388	30.218	29.350	29.953	30.650	30.242
Kalimantan Tengah	21.429	21.429	21.429	21.429	21.429	21.429	21.429
Kalimantan Selatan	19.200	19.200	19.200	19.200	19.200	19.200	19.467
Kalimantan Timur	20.711	21.466	21.466	21.034	22.221	22.005	21.102
Sulawesi Utara	22.120	22.774	21.458	20.273	20.142	20.800	21.329
Sulawesi Tengah	26.495	27.014	25.943	25.477	25.990	26.595	25.975
Sulawesi Selatan	33.851	34.424	36.146	36.146	35.699	35.699	33.071
Sulawesi Tenggara	22.546	22.818	22.169	22.169	21.520	22.097	21.942
Gorontalo	43.525	42.602	41.750	43.017	41.501	39.340	39.745
Sulawesi Barat	22.095	22.857	24.381	24.381	24.381	24.381	23.714
Maluku	25.324	25.769	25.593	25.433	25.889	26.397	25.705
Maluku Utara	31.379	33.233	35.230	34.089	32.426	31.769	31.154
Papua Barat	27.271	28.706	30.142	30.142	28.555	29.613	28.148
Papua	43.030	43.030	43.620	42.916	42.058	42.058	42.529
Nasional	26.665	26.870	26.947	26.841	26.393	26.448	26.292

Tabel 1.19
Harga Konsumen Perdesaan Kelompok Bahan Makanan, 2012
Ikan Kembung (Rp/Kg)

Provinsi	Januari	Februari	Maret	April	Mei	Juni
(1)	(2)	(3)	(4)	(5)	(6)	(7)
Aceh	30.997	31.776	33.123	31.962	32.151	32.776
Sumatera Utara	28.425	27.292	27.759	27.359	27.659	27.659
Sumatera Barat	35.219	36.955	37.501	37.829	39.211	40.167
Riau	30.272	30.488	30.625	29.951	31.176	31.643
Jambi	23.364	23.273	23.659	24.625	23.968	23.517
Sumatera Selatan	19.417	19.417	18.917	18.917	18.917	18.917
Bengkulu	19.224	19.224	20.549	21.610	21.610	23.201
Lampung	22.839	22.839	22.439	22.439	22.288	22.240
Kep. Bangka Belitung	30.228	29.977	30.312	31.568	30.982	30.982
Kepulauan Riau	22.000	22.200	21.824	21.071	22.012	21.824
Jawa Barat	20.229	20.274	20.308	20.173	19.993	20.106
Jawa Tengah	15.385	15.167	15.761	16.038	15.722	15.635
D. I. Yogyakarta	18.915	19.464	19.246	19.574	19.136	19.246
Jawa Timur	12.268	12.268	13.155	13.661	13.528	13.971
Banten	19.817	19.817	19.061	20.044	20.195	21.060
Bali	20.827	20.827	20.827	21.868	20.994	22.160
Nusa Tenggara Barat	20.362	20.362	20.362	20.075	20.075	20.075
Nusa Tenggara Timur	24.835	25.368	25.368	26.601	26.601	27.032
Kalimantan Barat	25.239	25.239	24.800	24.868	25.278	25.346
Kalimantan Tengah	24.941	24.321	24.383	24.383	24.755	24.817
Kalimantan Selatan	24.000	24.000	24.000	23.663	24.122	24.384
Kalimantan Timur	27.138	28.875	29.424	29.671	28.016	28.123
Sulawesi Utara	10.566	11.622	11.622	11.622	12.117	11.622
Sulawesi Tengah	24.499	24.903	25.258	24.196	24.778	23.826
Sulawesi Selatan	19.363	19.363	17.929	18.646	18.885	19.697
Sulawesi Tenggara	19.188	19.098	18.234	18.394	18.796	18.716
Gorontalo	15.409	16.301	16.297	16.385	15.571	16.407
Sulawesi Barat	16.646	17.737	17.737	18.556	18.833	18.556
Maluku	25.027	24.226	25.355	24.904	24.472	25.392
Maluku Utara	19.806	18.447	17.476	17.962	17.962	18.933
Papua Barat	29.189	29.189	29.189	28.304	26.814	28.602
Papua	36.209	33.946	32.290	33.187	33.864	33.280
Nasional	22.870	22.945	22.962	23.128	23.140	23.435

Lanjutan Tabel 1.19

Provinsi	Juli	Agustus	September	Oktober	November	Desember	Rata-rata
(1)	(8)	(9)	(10)	(11)	(12)	(13)	(14)
Aceh	33.034	33.417	32.710	32.197	31.043	30.430	32.135
Sumatera Utara	27.726	28.721	28.435	28.435	28.509	28.708	28.057
Sumatera Barat	41.309	41.381	44.510	40.338	38.512	38.085	39.251
Riau	31.529	31.279	30.528	30.413	30.163	29.384	30.621
Jambi	23.918	25.049	24.998	24.844	24.998	24.844	24.254
Sumatera Selatan	18.917	18.917	19.247	19.247	19.247	19.577	19.138
Bengkulu	22.737	21.270	20.419	19.276	19.603	17.642	20.530
Lampung	22.725	22.920	22.823	23.500	23.799	23.600	22.871
Kep. Bangka Belitung	32.469	32.624	32.469	31.226	28.856	29.510	30.934
Kepulauan Riau	21.447	22.388	20.695	20.470	19.179	19.732	21.237
Jawa Barat	20.409	20.499	20.407	20.602	20.206	20.214	20.285
Jawa Tengah	16.305	16.881	16.950	16.546	16.386	16.224	16.083
D. I. Yogyakarta	19.300	19.628	19.410	19.300	19.191	19.027	19.287
Jawa Timur	13.528	13.528	12.715	12.881	12.798	13.180	13.123
Banten	21.688	21.806	21.963	21.649	22.081	21.360	20.879
Bali	23.326	23.326	23.326	23.326	23.326	23.326	22.288
Nusa Tenggara Barat	19.501	19.501	19.501	19.501	19.501	21.451	20.022
Nusa Tenggara Timur	27.858	28.570	29.069	29.069	28.784	27.359	27.210
Kalimantan Barat	25.492	25.857	25.934	26.662	26.662	26.185	25.630
Kalimantan Tengah	25.401	26.131	26.131	27.591	27.525	28.153	25.711
Kalimantan Selatan	24.122	24.712	25.013	24.290	23.988	23.860	24.179
Kalimantan Timur	28.341	30.144	28.341	27.440	28.241	29.743	28.625
Sulawesi Utara	11.622	12.784	13.160	13.010	13.010	12.634	12.116
Sulawesi Tengah	23.826	25.027	23.365	23.457	24.842	24.103	24.340
Sulawesi Selatan	20.408	21.182	19.949	19.949	19.660	19.449	19.540
Sulawesi Tenggara	19.157	19.417	19.130	19.130	18.149	18.328	18.811
Gorontalo	18.048	16.862	15.665	16.394	15.738	15.945	16.252
Sulawesi Barat	19.387	19.387	18.556	18.002	19.110	19.110	18.468
Maluku	25.491	25.681	25.108	24.506	25.258	25.258	25.056
Maluku Utara	18.185	18.976	18.976	19.438	21.047	20.162	18.947
Papua Barat	28.897	28.289	29.860	31.726	31.726	30.457	29.354
Papua	32.615	33.280	31.283	29.719	26.671	27.624	31.997
Nasional	23.710	24.045	23.770	23.567	23.369	23.271	23.351

Tabel 1.20
Harga Konsumen Perdesaan Kelompok Bahan Makanan, 2012
Ikan Selar (Rp/Kg)

Provinsi	Januari	Februari	Maret	April	Mei	Juni
(1)	(2)	(3)	(4)	(5)	(6)	(7)
Aceh	24.421	23.566	23.865	22.893	22.593	22.816
Sumatera Utara	28.178	26.790	27.623	26.512	26.929	27.623
Sumatera Barat	30.350	32.241	35.786	32.818	30.509	30.509
Riau	25.265	26.354	27.696	27.573	28.463	28.862
Jambi	16.000	16.615	18.593	18.593	18.593	20.176
Sumatera Selatan	13.508	13.508	13.508	13.508	13.508	13.508
Bengkulu	27.574	26.471	27.574	27.574	27.574	28.676
Lampung	22.375	22.750	22.375	21.942	22.191	22.316
Kep. Bangka Belitung	27.277	30.004	29.044	29.284	29.404	30.286
Kepulauan Riau	23.442	24.994	24.263	23.330	23.330	23.952
Jawa Barat	15.556	15.778	15.389	15.833	15.944	15.722
Jawa Tengah	18.507	19.725	18.142	18.994	19.238	19.238
D. I. Yogyakarta	17.614	17.614	17.614	17.614	17.614	17.614
Jawa Timur	14.037	14.184	14.403	14.513	14.476	14.278
Banten	18.232	18.733	18.332	18.132	18.232	17.931
Bali	21.315	21.315	21.629	21.629	21.629	21.629
Nusa Tenggara Barat	26.452	26.452	26.452	26.452	26.452	26.452
Nusa Tenggara Timur	24.691	25.308	25.786	24.596	24.277	24.556
Kalimantan Barat	17.331	17.331	17.331	16.850	18.054	18.294
Kalimantan Tengah	19.608	18.523	18.756	19.376	19.453	19.143
Kalimantan Selatan	18.695	18.695	18.695	18.255	18.255	18.695
Kalimantan Timur	17.210	17.541	18.209	19.044	20.057	19.551
Sulawesi Utara	15.385	15.524	15.524	15.524	15.524	15.524
Sulawesi Tengah	22.429	23.814	23.690	23.924	25.320	24.999
Sulawesi Selatan	22.807	22.807	20.635	21.721	21.721	21.721
Sulawesi Tenggara	24.390	24.664	24.664	24.664	24.664	24.248
Gorontalo	22.635	23.750	23.061	21.760	23.827	25.522
Sulawesi Barat	16.500	18.000	18.000	17.000	16.485	16.742
Maluku	29.491	28.672	30.156	30.136	30.021	30.021
Maluku Utara	19.625	19.875	19.875	20.125	20.500	19.875
Papua Barat	24.014	24.014	24.014	24.014	24.014	24.014
Papua	23.389	23.389	23.389	23.389	23.389	23.389
Nasional	21.509	21.844	22.002	21.799	21.945	22.121

Lanjutan Tabel 1.20

Provinsi	Juli	Agustus	September	Oktober	November	Desember	Rata-rata
(1)	(8)	(9)	(10)	(11)	(12)	(13)	(14)
Aceh	23.931	23.039	22.264	21.899	21.066	21.707	22.838
Sumatera Utara	27.623	28.790	28.954	30.186	29.990	30.581	28.315
Sumatera Barat	31.519	31.519	34.743	32.952	30.445	30.087	31.957
Riau	28.862	28.729	28.197	28.330	28.183	28.183	27.891
Jambi	18.198	17.288	17.710	17.710	17.710	16.866	17.838
Sumatera Selatan	13.739	13.739	13.739	13.739	13.739	13.739	13.624
Bengkulu	28.676	30.221	27.702	26.695	26.695	26.695	27.677
Lampung	22.939	22.939	22.651	21.799	21.554	21.064	22.241
Kep. Bangka Belitung	29.762	29.867	31.472	29.584	26.578	25.639	29.017
Kepulauan Riau	25.213	25.528	24.445	25.143	23.763	22.844	24.187
Jawa Barat	15.667	15.667	16.444	16.807	16.028	16.251	15.924
Jawa Tengah	20.942	21.106	19.436	17.915	17.915	18.467	19.135
D. I. Yogyakarta	18.221	18.221	18.829	18.829	18.221	18.221	18.019
Jawa Timur	14.072	14.447	14.481	14.611	15.042	15.473	14.501
Banten	18.132	18.517	18.325	18.517	18.517	17.994	18.299
Bali	20.547	20.547	20.547	20.547	20.547	20.205	21.007
Nusa Tenggara Barat	26.452	26.452	26.452	26.452	26.452	26.452	26.452
Nusa Tenggara Timur	25.947	26.871	27.147	27.301	27.301	27.301	25.923
Kalimantan Barat	18.776	19.052	19.775	19.052	18.671	18.152	18.223
Kalimantan Tengah	20.384	20.849	20.384	19.763	19.841	20.304	19.699
Kalimantan Selatan	18.695	18.695	18.695	18.695	18.695	19.163	18.661
Kalimantan Timur	19.888	19.080	19.080	19.285	18.961	19.285	18.933
Sulawesi Utara	14.415	15.148	15.148	14.659	14.659	14.659	15.141
Sulawesi Tengah	24.414	26.540	26.277	25.385	25.598	25.850	24.853
Sulawesi Selatan	23.129	23.129	22.435	22.435	23.557	23.557	22.471
Sulawesi Tenggara	24.802	25.029	24.575	24.575	24.783	24.229	24.607
Gorontalo	25.795	27.051	25.528	25.448	25.448	27.238	24.755
Sulawesi Barat	15.251	14.587	14.919	14.836	14.836	15.485	16.053
Maluku	29.452	30.667	30.320	30.128	30.406	31.158	30.052
Maluku Utara	19.875	19.875	20.804	20.804	20.804	20.804	20.237
Papua Barat	24.014	24.014	24.014	24.014	24.014	24.014	24.014
Papua	23.389	23.389	23.389	23.389	22.219	22.219	23.194
Nasional	22.273	22.518	22.465	22.234	21.945	21.996	22.054

Tabel 1.21
Harga Konsumen Perdesaan Kelompok Bahan Makanan, 2012
Ikan Tenggiri (Rp/Kg)

Provinsi	Januari	Februari	Maret	April	Mei	Juni
(1)	(2)	(3)	(4)	(5)	(6)	(7)
Aceh	35.569	37.347	37.690	36.943	36.943	38.842
Sumatera Utara	32.971	32.971	32.971	34.423	34.423	34.423
Sumatera Barat	33.750	35.438	35.438	35.438	35.100	35.100
Riau	36.000	35.500	35.241	35.075	36.903	36.903
Jambi	31.038	30.666	30.666	30.666	30.666	32.710
Sumatera Selatan	28.822	28.822	28.822	28.822	28.822	28.822
Bengkulu	35.428	38.301	39.258	37.295	36.314	37.295
Lampung	37.215	37.215	37.215	35.026	34.150	34.150
Kep. Bangka Belitung	49.727	48.636	49.545	49.091	49.091	52.483
Kepulauan Riau	25.928	24.767	25.412	25.412	25.670	25.025
Jawa Barat	32.532	31.787	31.787	32.718	32.997	32.066
Jawa Tengah	33.665	33.293	32.547	31.091	31.462	32.189
D. I. Yogyakarta	37.613	35.890	35.074	35.074	34.748	35.070
Jawa Timur	29.342	29.717	29.717	29.717	30.123	29.984
Banten	30.875	30.250	31.250	31.875	31.875	32.500
Bali	25.000	25.000	25.000	25.000	25.000	33.333
Nusa Tenggara Barat	33.000	33.000	34.000	35.190	35.190	34.858
Nusa Tenggara Timur	33.391	33.835	33.835	34.279	34.502	35.597
Kalimantan Barat	40.906	40.207	40.008	39.209	39.958	40.008
Kalimantan Tengah	25.754	25.754	25.754	25.754	25.754	25.754
Kalimantan Selatan	21.000	21.000	21.000	20.000	20.000	21.000
Kalimantan Timur	30.015	31.516	31.516	30.691	30.691	30.691
Sulawesi Utara	26.395	26.395	26.395	25.075	27.582	26.203
Sulawesi Tengah	28.613	28.613	28.613	28.613	31.474	30.398
Sulawesi Selatan	31.905	31.905	33.342	32.192	32.192	32.192
Sulawesi Tenggara	22.706	22.706	22.706	22.706	22.706	22.706
Gorontalo	39.375	39.375	39.375	39.375	38.587	38.587
Sulawesi Barat	25.746	25.746	26.906	25.978	25.978	25.978
Maluku	27.010	27.260	27.510	28.011	28.011	27.673
Maluku Utara	41.069	41.069	41.069	41.069	39.984	39.984
Papua Barat	39.241	40.722	39.241	39.955	41.953	40.610
Papua	63.475	61.552	59.628	64.045	64.045	64.045
Nasional	33.284	33.320	33.392	33.306	33.528	33.974

Lanjutan Tabel 1.21

Provinsi	Juli	Agustus	September	Oktober	November	Desember	Rata-rata
(1)	(8)	(9)	(10)	(11)	(12)	(13)	(14)
Aceh	39.104	38.318	38.388	38.454	37.471	39.168	37.853
Sumatera Utara	34.423	34.423	34.630	34.630	34.630	34.630	34.129
Sumatera Barat	35.100	35.100	36.112	36.112	35.248	33.085	35.085
Riau	37.251	37.425	37.774	37.774	38.773	40.560	37.098
Jambi	30.852	32.524	34.197	34.197	31.595	33.454	31.936
Sumatera Selatan	28.822	28.822	28.822	28.822	28.822	28.822	28.822
Bengkulu	38.252	39.208	38.356	35.799	35.799	35.337	37.220
Lampung	34.150	34.150	35.026	35.026	35.026	35.026	35.281
Kep. Bangka Belitung	53.903	58.082	60.589	59.335	58.423	57.510	53.868
Kepulauan Riau	24.767	25.131	23.917	24.242	23.030	24.675	24.831
Jawa Barat	33.825	33.640	33.255	33.731	33.731	34.577	33.054
Jawa Tengah	30.687	30.917	29.753	28.970	29.249	29.093	31.076
D. I. Yogyakarta	35.070	36.196	36.196	33.944	33.139	34.265	35.190
Jawa Timur	29.859	31.091	31.657	31.372	32.233	32.265	30.590
Banten	33.750	36.250	35.625	35.625	36.346	34.529	33.396
Bali	33.333	33.333	33.333	33.333	33.333	33.333	29.861
Nusa Tenggara Barat	34.858	34.858	33.916	33.916	33.916	34.481	34.265
Nusa Tenggara Timur	34.485	35.762	34.009	33.379	33.379	33.379	34.153
Kalimantan Barat	41.404	41.605	40.704	40.795	40.291	40.726	40.485
Kalimantan Tengah	26.527	26.527	26.527	27.042	27.042	27.042	26.269
Kalimantan Selatan	21.000	21.000	21.000	21.000	21.000	21.000	20.833
Kalimantan Timur	31.227	31.883	31.883	30.702	30.964	29.259	30.919
Sulawesi Utara	26.203	26.203	24.456	22.928	22.928	22.928	25.308
Sulawesi Tengah	32.416	34.164	32.281	32.550	32.819	32.819	31.115
Sulawesi Selatan	33.342	31.617	32.767	31.402	32.312	32.312	32.290
Sulawesi Tenggara	22.706	22.706	22.706	22.706	22.706	22.706	22.706
Gorontalo	38.587	38.587	38.587	38.587	38.587	38.587	38.850
Sulawesi Barat	26.906	25.514	26.442	25.340	26.075	26.075	26.057
Maluku	28.401	28.401	28.401	29.130	29.858	29.858	28.294
Maluku Utara	40.527	40.527	41.005	40.111	40.111	38.361	40.407
Papua Barat	41.348	43.564	47.255	44.893	44.893	44.307	42.332
Papua	62.711	62.711	58.729	58.729	61.461	63.100	62.019
Nasional	34.244	34.695	34.634	34.206	34.225	34.290	33.925

Tabel 1.22
Harga Konsumen Perdesaan Kelompok Bahan Makanan, 2012
Ikan Teri (Rp/Kg)

Provinsi	Januari	Februari	Maret	April	Mei	Juni
(1)	(2)	(3)	(4)	(5)	(6)	(7)
Aceh	17.988	18.181	18.242	17.688	18.483	19.407
Sumatera Utara	12.832	12.832	12.832	12.519	13.145	11.976
Sumatera Barat	23.300	24.125	24.670	25.079	24.943	25.215
Riau	17.000	17.000	17.000	17.000	16.702	16.702
Jambi	27.374	27.374	27.374	27.374	27.374	27.374
Sumatera Selatan	24.812	24.812	24.812	25.786	25.786	25.786
Bengkulu	20.644	20.196	20.420	20.196	20.196	20.196
Lampung	19.037	19.037	19.037	19.321	19.132	18.564
Kep. Bangka Belitung	20.049	18.935	18.267	18.935	19.334	20.385
Kepulauan Riau	22.824	22.824	22.824	22.824	22.824	22.824
Jawa Barat	18.028	17.815	17.957	17.957	18.050	18.050
Jawa Tengah	17.602	17.297	17.487	18.442	18.370	18.118
D. I. Yogyakarta	17.295	17.295	17.295	17.139	17.139	17.139
Jawa Timur	20.690	21.831	21.561	21.447	22.183	21.957
Banten	20.000	20.000	19.889	20.111	20.352	20.523
Bali	12.774	11.937	12.984	11.727	11.727	13.048
Nusa Tenggara Barat	23.600	24.780	24.780	24.780	24.780	24.780
Nusa Tenggara Timur	15.604	15.604	15.604	17.165	16.998	16.640
Kalimantan Barat	18.524	18.524	18.524	18.524	18.524	18.524
Kalimantan Tengah	15.223	15.223	14.462	14.462	14.462	14.462
Kalimantan Selatan	14.403	14.403	13.683	13.683	13.683	13.683
Kalimantan Timur	13.178	13.081	13.565	14.325	14.076	14.076
Sulawesi Utara	14.375	15.094	15.094	15.094	15.094	14.862
Sulawesi Tengah	14.327	14.622	14.965	14.475	15.407	15.799
Sulawesi Selatan	23.079	23.349	24.560	25.240	25.240	25.697
Sulawesi Tenggara	15.174	15.845	15.174	15.174	15.174	15.980
Gorontalo	14.930	16.201	15.723	14.937	15.311	15.330
Sulawesi Barat	19.298	20.166	20.166	20.166	20.166	19.515
Maluku	17.367	16.593	17.350	17.350	17.350	18.217
Maluku Utara	21.814	21.814	21.814	21.814	21.814	22.653
Papua Barat	23.750	23.750	23.141	23.141	25.069	23.816
Papua	31.607	31.607	30.027	30.027	30.027	30.027
Nasional	19.016	19.130	19.103	19.184	19.341	19.416

Lanjutan Tabel 1.22

Provinsi	Juli	Agustus	September	Oktober	November	Desember	Rata-rata
(1)	(8)	(9)	(10)	(11)	(12)	(13)	(14)
Aceh	20.240	19.995	20.235	20.115	19.349	19.476	19.117
Sumatera Utara	12.560	11.976	11.976	11.976	11.976	11.976	12.381
Sumatera Barat	25.488	25.624	26.714	26.714	24.670	24.806	25.112
Riau	16.702	17.000	17.000	17.000	16.848	16.848	16.900
Jambi	27.374	27.374	27.374	27.374	27.374	27.374	27.374
Sumatera Selatan	25.786	25.056	26.759	26.759	26.759	26.759	25.806
Bengkulu	20.420	20.420	20.708	18.694	19.733	19.733	20.130
Lampung	19.321	19.132	19.352	19.352	18.692	18.692	19.056
Kep. Bangka Belitung	21.620	21.996	24.196	23.637	22.456	22.949	21.063
Kepulauan Riau	22.824	22.824	22.824	22.824	22.824	22.824	22.824
Jawa Barat	18.050	18.050	18.050	18.259	18.166	18.352	18.065
Jawa Tengah	18.155	18.155	18.286	18.025	17.589	17.589	17.926
D. I. Yogyakarta	17.762	17.762	17.762	17.762	17.762	17.762	17.489
Jawa Timur	21.925	23.631	23.680	23.777	23.551	23.809	22.504
Banten	20.920	21.716	21.830	21.830	22.053	20.939	20.847
Bali	14.183	13.994	13.805	13.805	14.258	14.484	13.227
Nusa Tenggara Barat	23.550	23.550	24.780	24.780	24.780	23.023	24.330
Nusa Tenggara Timur	16.640	17.780	17.958	17.958	17.958	17.958	16.989
Kalimantan Barat	18.524	18.524	18.524	18.524	18.524	18.524	18.524
Kalimantan Tengah	14.462	14.462	14.462	14.462	14.462	14.462	14.589
Kalimantan Selatan	13.683	13.683	13.683	13.683	13.683	13.683	13.803
Kalimantan Timur	14.367	15.804	15.710	15.710	15.428	15.428	14.562
Sulawesi Utara	14.118	14.824	15.566	15.566	15.566	14.421	14.973
Sulawesi Tengah	15.652	15.838	15.838	16.304	16.734	16.734	15.558
Sulawesi Selatan	26.169	27.154	26.170	26.170	25.745	25.606	25.348
Sulawesi Tenggara	16.785	16.920	16.298	16.049	16.298	15.551	15.868
Gorontalo	15.318	15.608	14.795	14.650	13.918	14.334	15.088
Sulawesi Barat	21.684	22.117	21.011	19.144	19.611	19.611	20.221
Maluku	19.397	19.397	19.397	18.427	18.472	18.103	18.118
Maluku Utara	22.653	24.331	26.009	25.170	25.170	26.820	23.490
Papua Barat	23.816	23.816	23.816	24.153	24.153	24.153	23.881
Papua	30.027	30.027	30.027	30.027	30.027	30.027	30.290
Nasional	19.693	19.954	20.144	19.959	19.831	19.775	19.545

Tabel 1.23
Harga Konsumen Perdesaan Kelompok Bahan Makanan, 2012
Ikan Tongkol (Rp/Kg)

Provinsi	Januari	Februari	Maret	April	Mei	Juni
(1)	(2)	(3)	(4)	(5)	(6)	(7)
Aceh	31.157	32.009	33.485	32.943	31.890	34.504
Sumatera Utara	24.745	25.353	25.900	25.414	24.928	24.473
Sumatera Barat	28.782	29.399	30.238	29.469	28.852	28.544
Riau	30.402	29.252	28.661	28.806	28.536	29.077
Jambi	23.640	22.796	24.637	23.848	24.787	22.765
Sumatera Selatan	18.647	18.298	18.385	18.298	18.385	18.647
Bengkulu	20.639	20.973	21.747	21.747	21.592	21.747
Lampung	23.410	23.308	23.512	23.627	24.240	24.343
Kep. Bangka Belitung	27.167	25.667	25.500	26.555	27.251	28.096
Kepulauan Riau	17.652	17.970	17.016	17.531	17.531	17.531
Jawa Barat	27.210	27.151	27.386	27.727	27.781	27.889
Jawa Tengah	20.110	20.527	20.069	20.752	21.290	20.838
D. I. Yogyakarta	23.340	24.121	23.411	23.270	23.411	23.411
Jawa Timur	19.048	19.358	20.033	19.763	19.703	19.429
Banten	20.123	20.286	19.634	20.327	20.164	19.694
Bali	22.289	22.289	24.340	22.973	23.383	23.246
Nusa Tenggara Barat	24.432	24.818	27.004	26.104	26.104	25.980
Nusa Tenggara Timur	26.468	27.246	27.246	28.829	29.111	29.695
Kalimantan Barat	27.120	27.328	25.875	25.736	26.545	26.619
Kalimantan Tengah	24.166	24.866	24.808	25.059	25.994	24.560
Kalimantan Selatan	21.222	21.444	22.556	22.057	21.358	21.757
Kalimantan Timur	25.905	27.172	27.638	28.027	27.334	28.148
Sulawesi Utara	11.877	12.120	13.250	13.250	13.558	13.186
Sulawesi Tengah	18.200	17.400	18.118	17.633	17.956	18.799
Sulawesi Selatan	26.115	26.115	25.686	26.115	26.115	27.495
Sulawesi Tenggara	21.115	21.477	20.208	21.055	21.055	21.266
Gorontalo	19.387	20.013	21.263	21.263	22.514	21.922
Sulawesi Barat	20.134	21.724	22.439	21.581	23.296	21.867
Maluku	20.234	20.234	20.871	21.819	21.819	22.940
Maluku Utara	25.675	26.237	26.237	26.604	26.604	27.846
Papua Barat	35.450	35.450	35.450	36.632	38.224	37.205
Papua	40.370	40.370	38.351	38.351	38.351	38.351
Nasional	23.945	24.149	24.405	24.474	24.677	24.746

Lanjutan Tabel 1.23

Provinsi	Juli	Agustus	September	Oktober	November	Desember	Rata-rata
(1)	(8)	(9)	(10)	(11)	(12)	(13)	(14)
Aceh	33.360	33.275	32.968	32.755	31.911	31.689	32.662
Sumatera Utara	25.041	25.543	25.645	25.886	25.006	24.946	25.240
Sumatera Barat	29.155	29.286	30.421	29.820	29.167	28.996	29.344
Riau	28.942	29.618	28.942	30.023	29.549	29.549	29.280
Jambi	23.292	23.196	23.847	22.631	22.935	22.327	23.392
Sumatera Selatan	18.385	18.385	18.385	18.124	18.211	18.211	18.363
Bengkulu	22.366	22.366	22.908	22.134	21.670	20.741	21.719
Lampung	24.956	24.445	23.218	23.447	23.648	24.349	23.875
Kep. Bangka Belitung	29.091	29.968	31.353	29.786	27.385	27.849	27.972
Kepulauan Riau	18.391	19.157	17.683	18.293	17.379	18.293	17.869
Jawa Barat	28.483	28.561	28.613	28.694	28.798	28.901	28.100
Jawa Tengah	20.978	21.516	20.879	20.620	20.645	20.323	20.712
D. I. Yogyakarta	24.050	23.482	23.199	23.057	23.057	23.340	23.429
Jawa Timur	19.401	19.900	19.006	18.903	18.693	18.737	19.331
Banten	19.929	20.438	20.203	19.733	19.772	19.199	19.959
Bali	23.803	24.167	22.831	22.589	22.462	23.151	23.127
Nusa Tenggara Barat	26.783	26.917	26.649	26.649	26.381	27.051	26.239
Nusa Tenggara Timur	29.846	30.626	31.280	31.358	30.424	28.479	29.217
Kalimantan Barat	27.664	27.815	27.448	27.517	27.143	28.706	27.126
Kalimantan Tengah	25.306	27.390	27.159	26.169	26.108	26.686	25.689
Kalimantan Selatan	21.757	23.653	23.154	23.254	24.036	22.766	22.418
Kalimantan Timur	28.494	29.023	29.023	28.592	26.758	27.621	27.811
Sulawesi Utara	13.186	14.115	14.579	14.955	14.955	13.828	13.572
Sulawesi Tengah	19.014	19.844	18.807	18.237	19.084	18.254	18.445
Sulawesi Selatan	28.070	29.473	27.969	28.424	28.424	28.424	27.369
Sulawesi Tenggara	21.622	21.800	21.800	21.800	22.013	22.904	21.510
Gorontalo	22.506	22.506	22.506	22.506	23.870	23.870	22.011
Sulawesi Barat	22.269	21.698	21.127	20.071	20.963	19.915	21.424
Maluku	22.759	22.940	22.763	21.625	22.706	22.706	21.951
Maluku Utara	28.201	29.265	28.321	29.975	29.975	30.631	27.964
Papua Barat	37.863	39.510	39.510	38.953	38.953	40.724	37.827
Papua	37.584	37.584	36.457	36.457	39.061	39.061	38.362
Nasional	25.080	25.546	25.270	25.095	25.036	25.070	24.791

Tabel 1.24
Harga Konsumen Perdesaan Kelompok Bahan Makanan, 2012
Udang Laut (Rp/Kg)

Provinsi	Januari	Februari	Maret	April	Mei	Juni
(1)	(2)	(3)	(4)	(5)	(6)	(7)
Aceh	53.489	54.813	54.813	54.438	54.811	55.966
Sumatera Utara	62.314	63.446	62.974	65.097	64.153	64.500
Sumatera Barat	42.444	44.317	44.872	45.631	45.052	45.052
Riau	58.385	62.152	63.439	63.439	62.593	63.946
Jambi	67.176	69.387	68.985	68.985	67.619	67.752
Sumatera Selatan	88.665	88.665	87.498	87.498	87.965	86.991
Bengkulu	49.377	50.529	54.549	56.702	55.984	54.549
Lampung	38.696	38.696	38.696	38.696	39.714	39.714
Kep. Bangka Belitung	51.450	51.698	52.525	52.525	52.277	53.958
Kepulauan Riau	54.438	55.976	50.888	48.852	50.916	50.916
Jawa Barat	49.537	49.650	49.932	49.368	49.368	49.932
Jawa Tengah	39.763	40.836	40.453	39.446	39.446	38.916
D. I. Yogyakarta	49.667	49.250	50.153	49.150	49.752	48.748
Jawa Timur	38.156	38.591	39.139	38.850	38.661	38.138
Banten	37.176	36.626	38.386	39.078	38.858	38.637
Bali	39.553	39.262	40.716	40.134	40.134	39.407
Nusa Tenggara Barat	54.801	54.801	55.721	57.008	56.088	58.378
Nusa Tenggara Timur	32.277	33.270	33.270	33.270	33.270	34.976
Kalimantan Barat	37.554	38.518	37.919	39.484	39.827	39.450
Kalimantan Tengah	47.160	47.160	48.068	50.165	52.959	52.959
Kalimantan Selatan	28.766	28.766	27.319	27.319	27.098	27.319
Kalimantan Timur	80.599	81.174	79.459	80.244	78.420	78.857
Sulawesi Utara	40.000	40.000	40.000	40.000	40.000	40.000
Sulawesi Tengah	35.815	35.815	36.372	36.001	36.372	37.300
Sulawesi Selatan	32.569	33.260	34.049	34.049	34.049	33.226
Sulawesi Tenggara	31.941	31.941	31.577	31.723	31.723	31.723
Gorontalo	35.000	32.500	35.000	35.000	35.000	35.000
Sulawesi Barat	49.870	49.870	49.870	51.445	51.445	51.445
Maluku	51.667	51.667	55.111	55.111	55.111	55.111
Maluku Utara	66.762	66.762	66.762	65.093	65.093	65.093
Papua Barat	61.618	59.751	60.900	60.900	63.606	61.887
Papua	61.646	61.646	58.402	56.779	56.779	56.779
Nasional	49.010	49.400	49.619	49.734	49.817	49.895

Lanjutan Tabel 1.24

Provinsi	Juli	Agustus	September	Oktober	November	Desember	Rata-rata
(1)	(8)	(9)	(10)	(11)	(12)	(13)	(14)
Aceh	58.106	58.246	57.226	58.146	59.469	57.673	56.433
Sumatera Utara	65.020	65.714	65.071	65.892	66.381	65.943	64.709
Sumatera Barat	44.473	42.736	44.985	44.449	44.021	43.271	44.275
Riau	63.946	64.792	63.946	64.285	64.285	64.285	63.291
Jambi	67.752	69.680	69.680	69.680	71.631	70.376	69.059
Sumatera Selatan	89.878	90.841	90.841	91.803	92.380	92.380	89.617
Bengkulu	55.266	61.494	61.494	60.715	65.386	64.296	57.528
Lampung	39.714	40.732	40.319	39.285	39.285	38.251	39.317
Kep. Bangka Belitung	53.798	56.461	57.070	56.523	54.223	55.760	54.022
Kepulauan Riau	50.104	51.458	48.475	49.750	47.347	49.029	50.679
Jawa Barat	51.504	53.076	53.855	54.085	54.252	54.863	51.618
Jawa Tengah	39.877	40.824	42.862	41.680	42.671	42.480	40.771
D. I. Yogyakarta	48.748	51.758	51.958	52.159	51.758	52.156	50.438
Jawa Timur	38.478	40.595	40.369	40.746	42.307	41.798	39.652
Banten	38.304	40.267	38.381	38.381	39.047	37.996	38.428
Bali	39.262	39.810	40.175	40.723	40.175	41.960	40.109
Nusa Tenggara Barat	58.378	63.224	57.937	57.937	57.937	57.561	57.481
Nusa Tenggara Timur	34.976	37.003	37.003	37.003	37.003	37.003	35.027
Kalimantan Barat	41.261	41.062	40.660	40.355	39.994	41.675	39.813
Kalimantan Tengah	53.258	54.645	56.321	54.660	56.179	55.145	52.390
Kalimantan Selatan	27.117	27.247	26.950	27.247	27.538	26.741	27.452
Kalimantan Timur	78.997	81.262	81.891	82.547	81.995	86.130	80.964
Sulawesi Utara	40.000	40.000	39.200	39.200	39.200	41.160	39.897
Sulawesi Tengah	37.803	39.603	39.940	39.940	39.940	41.065	37.997
Sulawesi Selatan	34.196	34.695	34.135	34.135	34.135	33.576	33.839
Sulawesi Tenggara	33.039	33.541	33.541	33.137	33.137	33.137	32.513
Gorontalo	35.000	36.750	36.750	40.057	40.057	40.057	36.348
Sulawesi Barat	52.495	52.495	51.445	52.495	52.495	52.495	51.488
Maluku	55.111	55.111	55.111	55.111	52.907	52.907	54.170
Maluku Utara	65.093	65.093	65.093	65.093	65.093	68.019	65.754
Papua Barat	60.741	62.701	62.701	63.494	64.456	64.456	62.268
Papua	56.779	58.882	63.004	68.044	71.068	68.947	61.563
Nasional	50.265	51.619	51.512	51.836	52.117	52.269	50.591

Tabel 1.25
Harga Konsumen Perdesaan Kelompok Bahan Makanan, 2012
Ikan Tembang (Rp/Kg)

Provinsi	Januari	Februari	Maret	April	Mei	Juni
(1)	(2)	(3)	(4)	(5)	(6)	(7)
Aceh	23.000	24.477	25.756	23.929	23.564	23.564
Sumatera Utara	21.000	21.000	21.000	23.100	23.100	23.100
Sumatera Barat	-	-	-	-	-	-
Riau	-	-	-	-	-	-
Jambi	-	-	-	-	-	-
Sumatera Selatan	21.500	21.500	21.500	21.500	21.500	21.500
Bengkulu	-	-	-	-	-	-
Lampung	-	-	-	-	-	-
Kep. Bangka Belitung	16.000	16.000	16.000	16.000	16.000	16.000
Kepulauan Riau	-	-	-	-	-	-
Jawa Barat	8.565	8.565	8.565	8.565	8.565	8.565
Jawa Tengah	-	-	-	-	-	-
D. I. Yogyakarta	-	-	-	-	-	-
Jawa Timur	16.000	16.000	16.914	17.371	16.914	17.371
Banten	14.876	14.876	15.334	15.334	14.876	14.876
Bali	-	-	-	-	-	-
Nusa Tenggara Barat	18.608	18.608	18.608	18.608	18.608	18.608
Nusa Tenggara Timur	19.637	19.637	20.693	21.471	21.265	21.024
Kalimantan Barat	20.000	20.000	20.000	20.000	20.000	20.000
Kalimantan Tengah	-	-	-	-	-	-
Kalimantan Selatan	18.000	18.000	18.000	18.900	18.900	18.900
Kalimantan Timur	23.444	23.235	24.072	24.072	24.072	24.072
Sulawesi Utara	-	-	-	-	-	-
Sulawesi Tengah	10.795	10.795	11.120	11.120	11.769	11.492
Sulawesi Selatan	16.400	16.400	16.050	16.150	16.150	17.200
Sulawesi Tenggara	12.050	12.050	12.438	12.492	12.492	12.385
Gorontalo	-	-	-	-	-	-
Sulawesi Barat	10.500	10.957	11.460	11.460	11.460	11.460
Maluku	25.096	25.096	25.096	25.096	25.096	25.521
Maluku Utara	17.765	18.357	18.357	19.204	19.067	19.067
Papua Barat	14.000	14.000	14.000	14.000	14.000	14.000
Papua	20.000	20.000	20.000	20.000	22.000	20.900
Nasional	17.362	17.478	17.748	17.919	17.970	17.980

Lanjutan Tabel 1.25

Provinsi	Juli	Agustus	September	Oktober	November	Desember	Rata-rata
(1)	(8)	(9)	(10)	(11)	(12)	(13)	(14)
Aceh	23.564	24.112	23.929	23.929	23.381	23.746	23.913
Sumatera Utara	22.638	22.638	22.638	22.638	22.638	22.638	22.344
Sumatera Barat	-	-	-	-	-	-	-
Riau	-	-	-	-	-	-	-
Jambi	-	-	-	-	-	-	-
Sumatera Selatan	21.500	21.500	21.500	21.500	21.500	21.500	21.500
Bengkulu	-	-	-	-	-	-	-
Lampung	-	-	-	-	-	-	-
Kep. Bangka Belitung	16.000	15.000	15.000	15.000	15.000	15.000	15.583
Kepulauan Riau	-	-	-	-	-	-	-
Jawa Barat	8.565	8.565	8.565	8.565	8.565	8.565	8.565
Jawa Tengah	-	-	-	-	-	-	-
D. I. Yogyakarta	-	-	-	-	-	-	-
Jawa Timur	17.371	17.371	17.371	17.371	18.337	18.337	17.228
Banten	15.334	15.334	15.562	15.791	15.791	16.531	15.376
Bali	-	-	-	-	-	-	-
Nusa Tenggara Barat	18.608	18.608	18.608	18.608	18.608	18.608	18.608
Nusa Tenggara Timur	21.570	21.570	21.859	21.859	20.459	21.445	21.041
Kalimantan Barat	20.000	20.000	20.000	20.000	20.000	20.000	20.000
Kalimantan Tengah	-	-	-	-	-	-	-
Kalimantan Selatan	18.900	18.900	18.900	18.900	18.900	18.900	18.675
Kalimantan Timur	24.202	24.967	24.755	24.536	23.660	24.169	24.105
Sulawesi Utara	-	-	-	-	-	-	-
Sulawesi Tengah	11.492	11.999	11.999	12.139	12.476	12.476	11.639
Sulawesi Selatan	17.678	18.633	18.139	18.139	17.829	16.915	17.140
Sulawesi Tenggara	13.168	13.766	13.301	13.301	14.251	14.061	12.980
Gorontalo	-	-	-	-	-	-	-
Sulawesi Barat	11.773	11.773	11.493	11.133	12.091	12.091	11.471
Maluku	25.871	25.871	25.871	25.521	25.671	26.955	25.563
Maluku Utara	19.616	20.439	19.539	19.539	19.539	19.539	19.169
Papua Barat	14.000	14.000	14.000	14.000	14.000	14.000	14.000
Papua	20.900	20.900	20.900	20.900	20.900	20.900	20.692
Nasional	18.137	18.297	18.196	18.168	18.180	18.319	17.980

Tabel 1.26
Harga Konsumen Perdesaan Kelompok Bahan Makanan, 2012
Ikan Layang (Rp/Kg)

Provinsi	Januari	Februari	Maret	April	Mei	Juni
(1)	(2)	(3)	(4)	(5)	(6)	(7)
Aceh	21.000	21.378	21.693	21.221	21.536	21.221
Sumatera Utara	20.000	20.000	20.000	21.481	21.481	21.481
Sumatera Barat	-	-	-	-	-	-
Riau	-	-	-	-	-	-
Jambi	18.500	18.500	18.500	18.500	18.500	18.500
Sumatera Selatan	19.800	19.800	19.800	19.800	19.800	19.800
Bengkulu	27.500	27.500	27.500	30.000	27.500	26.500
Lampung	13.294	12.245	13.294	12.630	12.980	12.279
Kep. Bangka Belitung	24.231	24.231	24.231	24.231	24.231	24.231
Kepulauan Riau	-	-	-	-	-	-
Jawa Barat	14.729	14.729	14.729	15.318	15.318	15.318
Jawa Tengah	12.000	12.000	12.000	12.000	12.000	12.000
D. I. Yogyakarta	15.750	15.750	15.750	15.750	15.750	15.750
Jawa Timur	14.063	13.668	14.351	13.585	13.585	13.968
Banten	17.188	17.188	17.188	17.188	16.419	17.445
Bali	13.650	13.650	15.015	15.015	14.264	14.264
Nusa Tenggara Barat	19.611	19.611	18.458	19.611	20.765	20.380
Nusa Tenggara Timur	26.563	27.891	26.704	26.704	26.916	26.594
Kalimantan Barat	22.084	22.084	23.782	23.782	23.782	23.782
Kalimantan Tengah	19.199	18.488	18.488	18.488	20.337	19.320
Kalimantan Selatan	13.000	13.000	14.000	13.222	14.104	13.399
Kalimantan Timur	21.820	23.067	24.321	24.449	25.595	23.944
Sulawesi Utara	12.500	13.500	13.500	13.500	13.500	13.000
Sulawesi Tengah	13.680	13.708	14.468	14.468	14.875	14.603
Sulawesi Selatan	21.651	21.745	21.182	21.634	21.468	22.026
Sulawesi Tenggara	17.915	17.476	16.652	17.154	17.124	17.323
Gorontalo	40.895	42.232	43.724	42.026	45.834	44.725
Sulawesi Barat	22.273	24.058	26.212	25.674	25.514	24.159
Maluku	29.147	29.993	31.596	32.407	34.276	34.560
Maluku Utara	25.000	25.000	25.000	25.000	25.000	25.000
Papua Barat	25.000	25.000	25.000	25.000	25.000	26.250
Papua	28.295	28.295	28.295	28.295	31.124	29.568
Nasional	20.357	20.544	20.877	20.970	21.330	21.082

Lanjutan Tabel 1.26

Provinsi	Juli	Agustus	September	Oktober	November	Desember	Rata-rata
(1)	(8)	(9)	(10)	(11)	(12)	(13)	(14)
Aceh	21.064	20.907	21.064	20.907	20.907	20.750	21.137
Sumatera Utara	21.481	21.481	21.481	21.481	21.481	21.481	21.111
Sumatera Barat	-	-	-	-	-	-	-
Riau	-	-	-	-	-	-	-
Jambi	18.500	18.500	18.500	18.500	18.500	18.500	18.500
Sumatera Selatan	19.800	19.800	19.800	19.800	19.800	19.800	19.800
Bengkulu	26.500	26.500	29.000	28.000	28.000	28.500	27.750
Lampung	12.279	12.279	12.279	12.279	12.279	13.097	12.601
Kep. Bangka Belitung	24.231	24.231	24.231	24.231	24.231	24.231	24.231
Kepulauan Riau	-	-	-	-	-	-	-
Jawa Barat	14.679	14.679	14.892	14.379	14.176	14.176	14.760
Jawa Tengah	12.000	12.000	12.000	12.000	12.000	12.000	12.000
D. I. Yogyakarta	16.356	16.356	16.356	16.356	15.750	15.750	15.952
Jawa Timur	13.219	13.836	13.244	13.244	14.109	14.200	13.756
Banten	17.445	17.445	16.932	16.419	16.419	16.419	16.975
Bali	13.551	13.551	13.551	13.551	13.551	14.906	14.043
Nusa Tenggara Barat	19.145	17.292	18.013	18.013	17.292	17.292	18.790
Nusa Tenggara Timur	28.309	29.725	29.725	30.518	29.725	29.725	28.258
Kalimantan Barat	23.782	23.782	23.782	25.481	25.481	25.481	23.924
Kalimantan Tengah	19.320	19.320	21.024	19.918	19.918	18.746	19.380
Kalimantan Selatan	13.399	13.399	14.068	13.131	13.787	13.787	13.525
Kalimantan Timur	25.548	27.266	28.641	27.381	26.511	27.526	25.506
Sulawesi Utara	13.000	13.500	13.500	13.500	13.500	13.500	13.333
Sulawesi Tengah	14.875	14.603	14.603	14.603	14.848	14.462	14.483
Sulawesi Selatan	22.595	22.770	22.011	21.458	21.106	20.589	21.686
Sulawesi Tenggara	17.644	17.995	17.995	17.659	17.793	18.285	17.585
Gorontalo	46.961	48.491	44.409	41.685	39.600	39.600	43.349
Sulawesi Barat	24.003	25.517	25.085	24.532	25.085	23.749	24.655
Maluku	34.421	33.306	34.385	32.780	33.612	35.292	32.981
Maluku Utara	25.000	25.000	25.000	25.000	23.750	23.750	24.792
Papua Barat	26.250	26.250	26.250	27.841	27.841	26.449	26.011
Papua	29.568	29.568	29.568	29.568	29.568	29.568	29.273
Nasional	21.204	21.357	21.427	21.180	21.056	21.090	21.040

Tabel 1.27
Harga Konsumen Perdesaan Kelompok Bahan Makanan, 2012
Ikan Kakap (Rp/Kg)

Provinsi	Januari	Februari	Maret	April	Mei	Juni
(1)	(2)	(3)	(4)	(5)	(6)	(7)
Aceh	36.720	37.876	38.003	37.812	37.876	38.509
Sumatera Utara	33.953	34.045	34.351	35.578	35.578	35.271
Sumatera Barat	26.170	26.170	26.170	26.170	26.170	26.170
Riau	43.880	43.880	43.880	43.880	43.880	43.880
Jambi	45.000	42.750	42.750	42.750	42.750	44.888
Sumatera Selatan	42.137	42.137	42.137	42.137	42.137	42.137
Bengkulu	47.826	44.327	47.826	50.159	47.126	51.792
Lampung	32.166	32.166	32.166	32.166	32.166	32.166
Kep. Bangka Belitung	54.008	54.568	54.568	54.918	55.352	58.455
Kepulauan Riau	37.500	37.500	36.111	36.111	36.111	36.944
Jawa Barat	31.732	28.911	28.911	29.052	29.052	28.911
Jawa Tengah	24.622	24.411	24.057	24.352	24.352	24.141
D. I. Yogyakarta	25.217	25.479	25.479	25.479	25.479	25.479
Jawa Timur	28.682	28.682	29.373	30.064	29.373	29.511
Banten	40.000	40.000	40.000	40.000	40.000	40.000
Bali	-	-	-	-	-	-
Nusa Tenggara Barat	23.333	23.333	23.333	23.333	23.333	23.333
Nusa Tenggara Timur	35.663	37.892	37.892	40.121	40.121	41.726
Kalimantan Barat	36.952	37.568	37.568	36.952	37.199	37.568
Kalimantan Tengah	30.000	30.000	30.000	30.000	30.000	30.000
Kalimantan Selatan	-	-	-	-	-	-
Kalimantan Timur	45.044	45.920	44.669	43.953	45.221	45.221
Sulawesi Utara	31.000	31.000	31.000	31.000	31.000	30.000
Sulawesi Tengah	38.118	38.118	40.043	42.545	43.893	43.893
Sulawesi Selatan	31.500	31.500	31.500	31.500	31.500	31.500
Sulawesi Tenggara	27.500	27.500	27.500	27.500	27.500	27.500
Gorontalo	48.562	48.562	52.031	49.950	53.792	51.775
Sulawesi Barat	25.083	25.640	25.640	25.640	26.174	26.708
Maluku	31.099	31.897	32.949	33.985	33.677	34.060
Maluku Utara	25.860	25.860	25.104	25.104	25.104	25.104
Papua Barat	44.322	42.244	40.582	42.244	42.244	42.244
Papua	35.000	35.000	34.079	35.972	38.175	38.175
Nasional	35.288	35.165	35.322	35.681	35.878	36.235

Lanjutan Tabel 1.27

Provinsi	Juli	Agustus	September	Oktober	November	Desember	Rata-rata
(1)	(8)	(9)	(10)	(11)	(12)	(13)	(14)
Aceh	38.811	39.354	39.354	38.798	37.065	37.483	38.138
Sumatera Utara	35.271	36.498	36.498	36.498	36.498	36.498	35.545
Sumatera Barat	27.479	27.479	29.566	29.566	29.566	27.826	27.375
Riau	44.436	45.269	45.269	43.301	43.301	43.301	44.013
Jambi	41.297	42.292	42.292	42.292	43.287	40.257	42.717
Sumatera Selatan	42.137	42.137	42.137	42.137	42.137	42.137	42.137
Bengkulu	49.202	51.663	52.837	50.723	53.393	57.397	50.356
Lampung	32.166	32.166	33.544	33.544	33.544	33.544	32.625
Kep. Bangka Belitung	59.075	58.951	58.331	57.710	56.345	56.345	56.552
Kepulauan Riau	36.111	37.500	36.111	36.667	34.722	35.764	36.429
Jawa Barat	29.899	30.760	32.171	31.754	31.754	32.388	30.441
Jawa Tengah	24.968	24.301	23.984	24.079	24.079	24.079	24.285
D. I. Yogyakarta	26.267	26.267	26.267	26.267	25.742	25.742	25.764
Jawa Timur	29.441	29.494	29.441	29.334	29.066	28.836	29.275
Banten	40.000	40.000	40.000	40.000	40.000	40.000	40.000
Bali	-	-	-	-	-	-	-
Nusa Tenggara Barat	24.889	25.926	23.333	23.333	23.333	23.333	23.679
Nusa Tenggara Timur	41.726	43.086	39.169	39.169	39.169	39.169	39.575
Kalimantan Barat	38.184	37.502	37.093	39.058	39.058	39.058	37.814
Kalimantan Tengah	30.000	31.500	31.500	31.500	31.500	31.500	30.625
Kalimantan Selatan	-	-	-	-	-	-	-
Kalimantan Timur	45.873	46.398	46.112	44.932	45.129	47.390	45.488
Sulawesi Utara	30.000	32.700	30.520	29.648	29.648	29.648	30.597
Sulawesi Tengah	46.011	49.668	49.668	49.668	47.743	50.053	44.952
Sulawesi Selatan	33.075	33.075	31.421	31.421	31.421	31.421	31.736
Sulawesi Tenggara	27.500	28.750	28.250	28.250	28.250	28.250	27.854
Gorontalo	53.298	54.665	49.198	51.658	49.075	51.529	51.175
Sulawesi Barat	28.311	28.845	28.311	30.531	30.531	29.421	27.570
Maluku	32.918	33.851	33.325	32.228	32.708	31.400	32.841
Maluku Utara	25.104	26.314	27.826	27.826	27.826	27.826	26.238
Papua Barat	41.476	42.244	45.317	46.728	43.925	42.948	43.043
Papua	37.029	37.029	35.384	37.507	37.507	39.966	36.735
Nasional	36.398	37.190	36.808	36.871	36.577	36.817	36.186

Tabel 1.28
Harga Konsumen Perdesaan Kelompok Bahan Makanan, 2012
Kerang (Rp/Kg)

Provinsi	Januari	Februari	Maret	April	Mei	Juni
(1)	(2)	(3)	(4)	(5)	(6)	(7)
Aceh	12.500	12.500	12.966	12.966	12.966	13.276
Sumatera Utara	10.764	10.676	11.117	11.646	12.705	12.705
Sumatera Barat	-	-	-	-	-	-
Riau	13.914	13.914	13.002	12.888	13.006	13.006
Jambi	8.667	9.000	8.802	8.802	8.802	9.169
Sumatera Selatan	13.189	13.527	13.527	13.696	13.696	13.696
Bengkulu	12.500	12.125	12.125	12.125	12.125	12.125
Lampung	10.941	10.941	10.941	11.488	11.488	11.488
Kep. Bangka Belitung	11.627	11.719	12.177	12.360	12.451	13.184
Kepulauan Riau	17.076	18.390	18.390	18.390	18.390	18.390
Jawa Barat	10.690	10.690	10.690	11.545	11.710	11.710
Jawa Tengah	16.284	16.097	16.097	16.190	16.565	16.190
D. I. Yogyakarta	13.026	13.026	13.793	13.793	13.793	13.793
Jawa Timur	16.284	16.582	17.067	16.581	16.743	17.862
Banten	7.700	7.700	7.700	8.085	8.085	8.085
Bali	-	-	-	-	-	-
Nusa Tenggara Barat	-	-	-	-	-	-
Nusa Tenggara Timur	-	-	-	-	-	-
Kalimantan Barat	15.835	15.835	15.835	15.835	15.835	15.835
Kalimantan Tengah	7.146	7.146	7.146	7.146	7.146	7.146
Kalimantan Selatan	-	-	-	-	-	-
Kalimantan Timur	20.568	20.364	20.771	20.771	20.771	20.771
Sulawesi Utara	-	-	-	-	-	-
Sulawesi Tengah	8.500	8.500	8.250	8.250	8.250	8.250
Sulawesi Selatan	-	-	-	-	-	-
Sulawesi Tenggara	9.180	9.180	9.180	9.180	9.180	9.180
Gorontalo	-	-	-	-	-	-
Sulawesi Barat	9.900	9.900	9.900	9.900	9.900	9.900
Maluku	-	-	-	-	-	-
Maluku Utara	-	-	-	-	-	-
Papua Barat	-	-	-	-	-	-
Papua	25.000	25.000	25.000	25.000	25.000	25.000
Nasional	12.919	12.991	13.070	13.173	13.267	13.370

Lanjutan Tabel 1.28

Provinsi	Juli	Agustus	September	Oktober	November	Desember	Rata-rata
(1)	(8)	(9)	(10)	(11)	(12)	(13)	(14)
Aceh	13.276	13.276	13.276	13.276	12.345	12.345	12.914
Sumatera Utara	12.705	13.318	13.318	12.968	12.968	12.968	12.321
Sumatera Barat	-	-	-	-	-	-	-
Riau	13.098	13.098	13.375	12.917	13.131	13.039	13.199
Jambi	10.086	10.382	9.492	9.641	9.789	10.382	9.418
Sumatera Selatan	13.696	13.696	13.696	14.237	14.237	14.237	13.761
Bengkulu	12.125	12.125	12.125	13.338	13.338	13.338	12.459
Lampung	11.488	11.488	11.488	11.488	11.488	11.488	11.352
Kep. Bangka Belitung	13.367	13.550	13.275	13.405	12.465	12.324	12.659
Kepulauan Riau	18.390	18.730	18.730	18.730	18.730	18.730	18.422
Jawa Barat	11.710	11.710	11.710	11.710	11.710	11.710	11.441
Jawa Tengah	16.378	16.378	18.015	18.015	18.243	17.559	16.834
D. I. Yogyakarta	14.176	14.942	14.942	14.942	15.689	16.474	14.366
Jawa Timur	17.862	18.367	18.439	18.510	18.146	18.270	17.559
Banten	8.085	8.085	8.085	8.085	8.085	8.085	7.989
Bali	-	-	-	-	-	-	-
Nusa Tenggara Barat	-	-	-	-	-	-	-
Nusa Tenggara Timur	-	-	-	-	-	-	-
Kalimantan Barat	15.835	15.835	15.835	15.835	15.835	15.835	15.835
Kalimantan Tengah	7.146	7.146	7.146	7.146	7.146	7.146	7.146
Kalimantan Selatan	-	-	-	-	-	-	-
Kalimantan Timur	21.021	21.321	21.021	21.314	21.314	22.094	21.009
Sulawesi Utara	-	-	-	-	-	-	-
Sulawesi Tengah	8.662	8.662	8.662	8.662	8.662	8.662	8.498
Sulawesi Selatan	-	-	-	-	-	-	-
Sulawesi Tenggara	9.180	9.180	9.180	9.180	9.180	9.180	9.180
Gorontalo	-	-	-	-	-	-	-
Sulawesi Barat	9.900	9.900	9.900	9.702	9.702	9.702	9.851
Maluku	-	-	-	-	-	-	-
Maluku Utara	-	-	-	-	-	-	-
Papua Barat	-	-	-	-	-	-	-
Papua	25.000	25.000	25.000	25.000	25.000	25.000	25.000
Nasional	13.485	13.628	13.653	13.719	13.676	13.741	13.391

Tabel 1.29
Harga Konsumen Perdesaan Kelompok Bahan Makanan, 2012
Ikan Ketamba (Rp/Kg)

Provinsi	Januari	Februari	Maret	April	Mei	Juni
(1)	(2)	(3)	(4)	(5)	(6)	(7)
Aceh	-	-	-	-	-	-
Sumatera Utara	-	-	-	-	-	-
Sumatera Barat	-	-	-	-	-	-
Riau	-	-	-	-	-	-
Jambi	-	-	-	-	-	-
Sumatera Selatan	-	-	-	-	-	-
Bengkulu	30.000	30.000	31.500	31.500	29.925	29.925
Lampung	-	-	-	-	-	-
Kep. Bangka Belitung	28.611	28.611	25.900	25.900	25.900	26.202
Kepulauan Riau	-	-	-	-	-	-
Jawa Barat	-	-	-	-	-	-
Jawa Tengah	-	-	-	-	-	-
D. I. Yogyakarta	-	-	-	-	-	-
Jawa Timur	16.198	16.198	16.198	16.198	16.198	16.198
Banten	-	-	-	-	-	-
Bali	20.000	20.000	20.000	20.000	20.000	20.000
Nusa Tenggara Barat	31.490	31.490	31.490	31.490	31.490	31.490
Nusa Tenggara Timur	27.500	28.500	28.500	26.500	27.500	28.538
Kalimantan Barat	22.405	22.405	22.405	22.405	22.405	22.405
Kalimantan Tengah	-	-	-	-	-	-
Kalimantan Selatan	-	-	-	-	-	-
Kalimantan Timur	21.500	22.500	22.000	22.000	22.000	21.488
Sulawesi Utara	-	-	-	-	-	-
Sulawesi Tengah	25.147	25.309	26.081	25.675	27.138	26.731
Sulawesi Selatan	25.618	25.618	24.755	24.755	24.151	25.188
Sulawesi Tenggara	23.462	23.115	23.332	23.505	23.348	21.944
Gorontalo	-	-	-	-	-	-
Sulawesi Barat	32.850	34.492	34.492	33.848	32.236	32.881
Maluku	-	-	-	-	-	-
Maluku Utara	-	-	-	-	-	-
Papua Barat	-	-	-	-	-	-
Papua	-	-	-	-	-	-
Nasional	25.398	25.687	25.555	25.315	25.191	25.249

Lanjutan Tabel 1.29

Provinsi	Juli	Agustus	September	Oktober	November	Desember	Rata-rata
(1)	(8)	(9)	(10)	(11)	(12)	(13)	(14)
Aceh	-	-	-	-	-	-	-
Sumatera Utara	-	-	-	-	-	-	-
Sumatera Barat	-	-	-	-	-	-	-
Riau	-	-	-	-	-	-	-
Jambi	-	-	-	-	-	-	-
Sumatera Selatan	-	-	-	-	-	-	-
Bengkulu	29.925	28.429	29.850	29.850	31.343	31.343	30.299
Lampung	-	-	-	-	-	-	-
Kep. Bangka Belitung	26.202	26.202	27.029	26.477	24.823	24.823	26.390
Kepulauan Riau	-	-	-	-	-	-	-
Jawa Barat	-	-	-	-	-	-	-
Jawa Tengah	-	-	-	-	-	-	-
D. I. Yogyakarta	-	-	-	-	-	-	-
Jawa Timur	16.198	16.198	16.198	16.198	16.198	16.198	16.198
Banten	-	-	-	-	-	-	-
Bali	20.000	20.000	20.000	20.000	20.000	20.000	20.000
Nusa Tenggara Barat	31.490	31.490	31.490	31.490	31.490	31.490	31.490
Nusa Tenggara Timur	28.538	31.132	29.440	29.440	29.440	29.440	28.706
Kalimantan Barat	22.405	22.405	22.405	22.405	22.405	22.405	22.405
Kalimantan Tengah	-	-	-	-	-	-	-
Kalimantan Selatan	-	-	-	-	-	-	-
Kalimantan Timur	21.988	21.988	21.988	21.988	21.988	21.988	21.951
Sulawesi Utara	-	-	-	-	-	-	-
Sulawesi Tengah	26.975	28.768	27.010	26.887	27.659	26.958	26.695
Sulawesi Selatan	26.121	26.494	25.561	26.156	26.588	26.588	25.633
Sulawesi Tenggara	22.233	24.380	23.617	24.094	23.617	23.660	23.359
Gorontalo	-	-	-	-	-	-	-
Sulawesi Barat	33.468	35.087	33.468	35.087	34.008	32.388	33.692
Maluku	-	-	-	-	-	-	-
Maluku Utara	-	-	-	-	-	-	-
Papua Barat	-	-	-	-	-	-	-
Papua	-	-	-	-	-	-	-
Nasional	25.462	26.048	25.671	25.839	25.796	25.607	25.568

Tabel 1.30
Harga Konsumen Perdesaan Kelompok Bahan Makanan, 2012
Ikan Baronang (Rp/Kg)

Provinsi	Januari	Februari	Maret	April	Mei	Juni
(1)	(2)	(3)	(4)	(5)	(6)	(7)
Aceh	-	-	-	-	-	-
Sumatera Utara	-	-	-	-	-	-
Sumatera Barat	-	-	-	-	-	-
Riau	18.700	19.651	19.651	19.651	19.651	19.651
Jambi	28.500	28.500	28.500	28.500	28.500	28.500
Sumatera Selatan	45.000	45.000	45.000	45.000	45.000	45.000
Bengkulu	27.500	26.125	26.125	28.738	27.301	27.301
Lampung	-	-	-	-	-	-
Kep. Bangka Belitung	35.625	35.625	35.625	35.625	35.992	36.352
Kepulauan Riau	29.500	31.000	31.000	31.000	31.000	31.000
Jawa Barat	31.500	31.500	31.500	31.500	31.500	31.500
Jawa Tengah	-	-	-	-	-	-
D. I. Yogyakarta	19.923	19.923	19.923	19.923	19.923	19.923
Jawa Timur	19.459	19.459	19.459	19.459	19.459	19.459
Banten	21.500	21.500	21.500	21.500	21.500	21.500
Bali	18.683	18.683	18.683	18.683	18.683	19.057
Nusa Tenggara Barat	29.531	29.531	29.531	29.531	29.531	30.122
Nusa Tenggara Timur	25.000	27.000	27.000	25.650	25.650	27.880
Kalimantan Barat	19.200	19.200	19.200	19.200	19.200	19.200
Kalimantan Tengah	-	-	-	-	-	-
Kalimantan Selatan	-	-	-	-	-	-
Kalimantan Timur	36.405	38.225	36.431	35.200	34.183	33.610
Sulawesi Utara	27.937	27.937	27.937	27.937	27.937	27.329
Sulawesi Tengah	22.151	22.483	22.925	22.593	23.723	23.262
Sulawesi Selatan	30.520	30.520	29.910	29.910	29.910	29.910
Sulawesi Tenggara	31.561	32.575	32.575	32.955	32.701	33.335
Gorontalo	25.000	23.860	25.053	25.585	26.870	26.097
Sulawesi Barat	31.718	32.199	32.199	32.199	32.199	33.663
Maluku	20.742	20.742	20.949	20.392	20.280	21.294
Maluku Utara	21.667	21.667	21.667	22.389	22.870	22.148
Papua Barat	39.375	39.375	39.375	39.375	39.375	39.375
Papua	46.816	46.816	42.915	42.915	45.060	44.159
Nasional	28.140	28.364	28.185	28.216	28.320	28.425

Lanjutan Tabel 1.30

Provinsi	Juli	Agustus	September	Oktober	November	Desember	Rata-rata
(1)	(8)	(9)	(10)	(11)	(12)	(13)	(14)
Aceh	-	-	-	-	-	-	-
Sumatera Utara	-	-	-	-	-	-	-
Sumatera Barat	-	-	-	-	-	-	-
Riau	19.651	19.651	20.602	20.602	20.602	20.602	19.889
Jambi	28.500	28.500	28.500	28.500	28.500	28.500	28.500
Sumatera Selatan	45.000	45.000	45.000	45.000	45.000	45.000	45.000
Bengkulu	27.301	27.301	27.301	27.301	27.301	27.301	27.241
Lampung	-	-	-	-	-	-	-
Kep. Bangka Belitung	38.111	38.111	38.111	36.797	33.512	33.512	36.083
Kepulauan Riau	31.000	31.000	32.500	32.500	32.500	32.500	31.375
Jawa Barat	31.500	31.500	31.500	31.500	31.500	31.500	31.500
Jawa Tengah	-	-	-	-	-	-	-
D. I. Yogyakarta	19.923	19.923	19.923	19.923	19.923	19.923	19.923
Jawa Timur	19.459	19.459	19.459	19.459	19.459	19.459	19.459
Banten	21.500	22.500	22.500	22.500	24.750	24.750	22.292
Bali	19.057	19.057	19.057	19.057	19.057	19.057	18.901
Nusa Tenggara Barat	30.122	30.122	30.122	30.122	30.122	30.122	29.876
Nusa Tenggara Timur	27.880	27.880	27.880	27.880	27.880	27.880	27.122
Kalimantan Barat	19.200	19.200	19.200	19.200	19.200	19.200	19.200
Kalimantan Tengah	-	-	-	-	-	-	-
Kalimantan Selatan	-	-	-	-	-	-	-
Kalimantan Timur	35.755	36.649	36.649	36.649	34.861	33.967	35.715
Sulawesi Utara	27.329	29.473	29.473	27.061	27.061	27.061	27.872
Sulawesi Tengah	23.876	25.465	24.645	24.133	24.440	24.389	23.674
Sulawesi Selatan	32.402	35.440	34.022	34.022	34.022	35.043	32.136
Sulawesi Tenggara	33.335	34.050	34.050	34.050	34.050	34.050	33.274
Gorontalo	27.837	29.229	29.229	29.814	29.814	29.814	27.350
Sulawesi Barat	34.394	33.019	32.331	32.331	32.331	32.331	32.576
Maluku	21.089	21.392	20.446	18.602	19.031	17.546	20.209
Maluku Utara	22.148	23.663	24.041	24.041	24.041	25.172	22.959
Papua Barat	39.375	42.589	42.589	42.589	40.008	40.008	40.284
Papua	44.159	44.159	44.159	44.159	44.159	44.159	44.470
Nasional	28.796	29.373	29.332	29.112	28.925	28.914	28.675

Tabel 1.31
Harga Konsumen Perdesaan Kelompok Bahan Makanan, 2012
Ikan Gabus (Rp/Kg)

Provinsi	Januari	Februari	Maret	April	Mei	Juni
(1)	(2)	(3)	(4)	(5)	(6)	(7)
Aceh	30.609	30.609	32.593	33.189	33.321	33.587
Sumatera Utara	30.450	30.119	30.946	30.615	29.457	30.284
Sumatera Barat	36.740	36.740	36.740	36.740	36.740	36.393
Riau	28.579	26.479	27.119	27.468	27.354	27.012
Jambi	32.878	33.355	31.913	31.191	33.257	35.256
Sumatera Selatan	44.025	43.481	44.161	40.628	41.307	39.948
Bengkulu	24.036	24.036	24.036	25.063	25.063	27.118
Lampung	26.934	26.578	27.291	28.005	28.005	27.648
Kep. Bangka Belitung	29.764	29.764	29.764	29.764	29.764	29.764
Kepulauan Riau	20.880	20.880	20.880	20.880	20.880	20.880
Jawa Barat	31.025	31.025	29.637	29.196	29.417	29.417
Jawa Tengah	23.142	21.970	21.705	21.291	21.291	21.177
D. I. Yogyakarta	22.288	20.302	20.523	20.302	20.523	20.746
Jawa Timur	24.864	25.364	25.364	24.137	25.736	26.039
Banten	27.333	27.333	27.000	27.000	27.000	27.000
Bali	-	-	-	-	-	-
Nusa Tenggara Barat	22.000	22.000	22.000	22.000	22.000	22.000
Nusa Tenggara Timur	-	-	-	-	-	-
Kalimantan Barat	30.963	29.967	29.636	30.189	30.679	30.679
Kalimantan Tengah	31.411	34.020	34.533	34.842	36.281	35.386
Kalimantan Selatan	37.838	38.090	37.964	37.238	38.197	38.017
Kalimantan Timur	32.179	33.213	32.630	34.019	35.861	35.603
Sulawesi Utara	16.500	16.500	16.500	16.500	16.500	16.500
Sulawesi Tengah	22.624	22.199	23.261	24.960	25.385	26.447
Sulawesi Selatan	27.500	27.500	27.500	27.500	28.750	28.750
Sulawesi Tenggara	26.468	26.468	25.964	25.964	25.964	25.964
Gorontalo	24.063	24.063	24.063	24.063	24.063	24.063
Sulawesi Barat	15.000	15.750	15.750	15.750	15.750	15.750
Maluku	-	-	-	-	-	-
Maluku Utara	15.750	15.750	15.750	15.750	16.538	16.041
Papua Barat	23.333	23.333	23.333	23.333	23.333	23.333
Papua	25.405	26.929	25.737	26.709	26.709	26.709
Nasional	27.054	27.028	27.045	27.044	27.418	27.500

Lanjutan Tabel 1.31

Provinsi	Juli	Agustus	September	Oktober	November	Desember	Rata-rata
(1)	(8)	(9)	(10)	(11)	(12)	(13)	(14)
Aceh	33.707	33.168	32.990	32.871	33.204	33.371	32.768
Sumatera Utara	30.284	31.112	33.594	34.759	36.945	34.502	31.922
Sumatera Barat	36.393	36.393	36.393	36.393	36.393	36.393	36.537
Riau	28.229	29.440	29.220	29.220	29.366	29.496	28.248
Jambi	33.439	33.644	32.122	31.953	33.475	36.011	33.208
Sumatera Selatan	41.443	42.394	44.432	46.199	48.971	52.598	44.132
Bengkulu	27.118	27.118	27.118	28.701	28.701	28.701	26.401
Lampung	27.648	29.075	28.896	31.215	34.069	33.712	29.090
Kep. Bangka Belitung	30.157	30.157	27.837	27.528	27.528	28.904	29.224
Kepulauan Riau	20.880	20.880	20.880	20.880	20.880	20.880	20.880
Jawa Barat	29.519	29.622	30.262	31.721	33.830	33.646	30.693
Jawa Tengah	21.919	23.979	23.203	25.248	26.094	27.916	23.244
D. I. Yogyakarta	20.969	23.646	23.423	24.538	22.865	24.008	22.011
Jawa Timur	26.201	26.650	26.265	26.864	27.640	27.989	26.093
Banten	28.333	28.333	28.333	29.000	29.000	29.000	27.889
Bali	-	-	-	-	-	-	-
Nusa Tenggara Barat	22.000	22.000	22.000	22.000	22.000	22.000	22.000
Nusa Tenggara Timur	-	-	-	-	-	-	-
Kalimantan Barat	31.451	31.943	31.156	30.370	31.353	30.861	30.770
Kalimantan Tengah	35.187	34.392	34.392	33.995	33.696	34.591	34.394
Kalimantan Selatan	37.897	38.557	38.557	37.997	39.398	40.209	38.330
Kalimantan Timur	36.454	36.454	36.454	34.631	34.388	34.996	34.740
Sulawesi Utara	16.500	16.500	15.000	15.000	15.000	15.000	16.000
Sulawesi Tengah	26.978	26.978	26.978	26.978	28.040	26.978	25.651
Sulawesi Selatan	29.147	29.147	28.418	27.639	29.649	28.859	28.363
Sulawesi Tenggara	25.964	27.158	27.158	26.263	26.263	26.263	26.322
Gorontalo	24.063	24.063	24.063	24.063	24.063	24.063	24.063
Sulawesi Barat	16.579	16.579	14.921	14.921	14.921	14.921	15.549
Maluku	-	-	-	-	-	-	-
Maluku Utara	16.041	16.041	16.041	16.041	16.041	16.041	15.986
Papua Barat	23.333	25.556	25.111	25.556	24.278	24.278	24.009
Papua	27.870	27.870	27.870	27.870	29.031	29.031	27.312
Nasional	27.783	28.236	28.037	28.290	28.865	29.146	27.787

Tabel 1.32
Harga Konsumen Perdesaan Kelompok Bahan Makanan, 2012
Ikan Mujair (Rp/Kg)

Provinsi	Januari	Februari	Maret	April	Mei	Juni
(1)	(2)	(3)	(4)	(5)	(6)	(7)
Aceh	21.464	21.766	22.124	22.635	22.797	22.277
Sumatera Utara	23.041	22.718	22.611	22.180	21.534	21.480
Sumatera Barat	22.450	21.909	22.258	22.258	22.258	22.356
Riau	20.250	20.250	20.015	19.826	19.637	19.448
Jambi	20.607	20.607	21.680	21.466	21.466	22.539
Sumatera Selatan	21.394	21.012	21.585	21.394	21.585	21.585
Bengkulu	20.000	18.800	18.800	19.400	19.600	19.600
Lampung	19.001	19.001	19.001	19.001	19.001	19.001
Kep. Bangka Belitung	24.667	24.667	24.667	25.000	25.333	25.333
Kepulauan Riau	18.906	18.150	18.150	18.150	18.150	18.150
Jawa Barat	16.882	17.077	17.132	17.035	16.993	16.910
Jawa Tengah	15.362	15.256	15.701	15.832	15.990	15.887
D. I. Yogyakarta	17.800	17.200	17.367	17.200	17.200	17.534
Jawa Timur	13.711	14.043	14.321	14.296	14.453	14.336
Banten	16.481	16.048	15.234	15.722	15.993	15.993
Bali	18.000	18.563	19.266	19.266	18.428	18.931
Nusa Tenggara Barat	22.141	22.879	22.879	24.110	24.110	24.110
Nusa Tenggara Timur	28.856	28.856	28.856	28.856	28.856	28.856
Kalimantan Barat	38.083	38.083	38.083	38.083	38.083	38.083
Kalimantan Tengah	26.792	26.792	27.957	27.957	27.957	27.957
Kalimantan Selatan	23.750	23.750	23.750	23.750	23.750	23.750
Kalimantan Timur	24.850	24.253	24.731	25.378	25.538	25.168
Sulawesi Utara	24.172	24.172	23.782	23.912	23.651	23.782
Sulawesi Tengah	26.728	27.484	27.484	27.484	27.484	28.051
Sulawesi Selatan	17.376	17.376	17.376	17.490	17.490	17.880
Sulawesi Tenggara	23.848	23.848	23.848	23.848	23.848	22.566
Gorontalo	18.262	17.002	18.891	18.891	17.992	18.891
Sulawesi Barat	21.359	22.427	22.427	22.427	21.939	21.208
Maluku	-	-	-	-	-	-
Maluku Utara	40.871	42.865	42.865	44.859	43.862	43.862
Papua Barat	24.622	24.622	24.622	24.622	24.622	24.622
Papua	30.572	31.458	33.369	32.803	32.803	33.183
Nasional	22.655	22.675	22.930	23.069	22.981	23.011

Lanjutan Tabel 1.32

Provinsi	Juli	Agustus	September	Oktober	November	Desember	Rata-rata
(1)	(8)	(9)	(10)	(11)	(12)	(13)	(14)
Aceh	21.667	22.015	22.146	21.842	21.064	21.023	21.902
Sumatera Utara	21.265	21.642	21.426	21.642	21.515	22.161	21.935
Sumatera Barat	22.237	22.317	22.504	22.324	22.324	22.414	22.301
Riau	19.448	19.448	19.259	18.504	18.257	19.934	19.523
Jambi	22.539	22.261	21.833	21.191	20.977	22.047	21.601
Sumatera Selatan	21.681	21.872	21.967	22.254	23.018	22.827	21.848
Bengkulu	19.800	19.800	19.800	19.800	19.800	20.200	19.617
Lampung	19.001	19.806	20.128	20.320	19.836	19.836	19.411
Kep. Bangka Belitung	25.333	25.333	24.833	24.833	24.833	24.833	24.972
Kepulauan Riau	18.150	18.150	18.150	18.150	18.150	18.150	18.213
Jawa Barat	17.128	17.469	17.193	17.434	17.605	17.466	17.194
Jawa Tengah	16.270	16.684	16.753	16.782	16.676	16.813	16.167
D. I. Yogyakarta	17.534	18.035	18.202	17.701	18.369	18.202	17.695
Jawa Timur	14.504	15.097	15.537	15.251	15.647	15.983	14.765
Banten	16.427	16.156	15.939	15.505	15.614	15.800	15.909
Bali	19.433	19.936	20.635	20.810	19.132	18.873	19.273
Nusa Tenggara Barat	24.110	24.819	24.819	24.819	24.819	24.819	24.036
Nusa Tenggara Timur	28.856	26.452	26.452	28.856	28.856	28.856	28.455
Kalimantan Barat	38.083	38.083	38.083	38.083	38.083	38.083	38.083
Kalimantan Tengah	27.957	27.957	27.957	27.957	27.957	29.122	27.860
Kalimantan Selatan	23.750	23.750	23.750	23.750	23.750	23.750	23.750
Kalimantan Timur	26.273	26.764	26.273	26.273	26.011	26.403	25.660
Sulawesi Utara	25.736	24.563	24.391	24.261	24.520	24.391	24.278
Sulawesi Tengah	28.618	29.468	31.123	31.544	32.278	32.278	29.169
Sulawesi Selatan	17.880	18.166	18.525	18.525	18.150	18.014	17.854
Sulawesi Tenggara	22.859	22.859	22.121	21.588	22.668	22.668	23.047
Gorontalo	18.240	19.591	20.778	19.685	19.685	19.685	18.966
Sulawesi Barat	21.410	22.517	22.517	23.418	24.619	24.619	22.574
Maluku	-	-	-	-	-	-	-
Maluku Utara	43.862	43.862	43.862	43.862	43.862	43.862	43.529
Papua Barat	24.622	25.177	24.622	24.622	24.622	27.202	24.883
Papua	32.897	35.043	35.722	35.722	36.451	36.451	33.873
Nasional	23.147	23.390	23.461	23.462	23.521	23.767	23.172

Tabel 1.33
Harga Konsumen Perdesaan Kelompok Bahan Makanan, 2012
Ikan Mas (Rp/Kg)

Provinsi	Januari	Februari	Maret	April	Mei	Juni
(1)	(2)	(3)	(4)	(5)	(6)	(7)
Aceh	28.228	28.806	30.694	30.010	29.920	30.551
Sumatera Utara	27.173	27.879	27.314	27.385	27.032	27.103
Sumatera Barat	25.156	24.474	24.551	24.849	24.671	24.671
Riau	24.733	24.115	23.889	23.685	23.805	24.283
Jambi	26.778	26.247	27.570	27.386	26.571	28.410
Sumatera Selatan	26.032	25.737	26.106	26.846	26.624	27.067
Bengkulu	28.824	28.465	28.219	28.384	27.889	27.146
Lampung	25.533	25.883	25.708	25.517	25.692	25.517
Kep. Bangka Belitung	37.800	37.800	37.800	37.800	37.800	37.800
Kepulauan Riau	31.048	30.272	29.989	29.733	29.883	30.484
Jawa Barat	19.962	20.349	20.547	20.726	20.519	20.406
Jawa Tengah	20.783	21.276	21.097	20.881	21.019	21.420
D. I. Yogyakarta	19.071	19.000	19.071	18.644	18.644	18.644
Jawa Timur	15.842	16.188	16.330	16.118	16.118	15.527
Banten	22.057	22.493	22.569	23.099	23.252	23.252
Bali	21.000	21.000	21.000	21.000	20.000	21.000
Nusa Tenggara Barat	28.072	28.676	28.676	28.676	28.676	28.676
Nusa Tenggara Timur	26.840	27.417	27.417	27.417	27.417	27.417
Kalimantan Barat	39.307	38.560	38.560	37.317	37.317	38.560
Kalimantan Tengah	27.965	29.185	29.185	29.748	30.774	31.697
Kalimantan Selatan	23.546	23.687	23.897	24.221	24.739	24.739
Kalimantan Timur	34.923	35.605	36.174	35.393	35.996	36.459
Sulawesi Utara	34.693	34.693	34.693	34.693	34.693	34.693
Sulawesi Tengah	26.526	27.263	25.052	25.052	25.789	27.263
Sulawesi Selatan	38.689	38.689	38.689	38.689	38.689	38.689
Sulawesi Tenggara	22.703	22.703	22.703	22.703	22.703	22.703
Gorontalo	36.416	36.416	36.416	36.416	36.416	36.416
Sulawesi Barat	-	-	-	-	-	-
Maluku	-	-	-	-	-	-
Maluku Utara	46.319	48.757	48.757	48.757	48.757	48.757
Papua Barat	45.087	45.087	45.087	45.087	45.087	45.087
Papua	31.018	31.018	31.814	31.814	31.814	31.814
Nasional	28.738	28.925	28.986	28.935	28.943	29.208

Lanjutan Tabel 1.33

Provinsi	Juli	Agustus	September	Oktober	November	Desember	Rata-rata
(1)	(8)	(9)	(10)	(11)	(12)	(13)	(14)
Aceh	30.623	30.115	29.757	29.422	29.869	30.208	29.850
Sumatera Utara	27.526	27.788	27.869	27.869	27.694	27.844	27.540
Sumatera Barat	25.365	25.266	25.100	25.100	25.298	25.298	24.983
Riau	24.283	24.283	24.164	24.283	23.881	23.750	24.096
Jambi	28.042	27.742	27.374	26.823	27.007	26.731	27.223
Sumatera Selatan	26.624	27.583	27.954	27.655	27.879	28.249	27.030
Bengkulu	27.972	29.292	28.797	28.549	28.962	28.714	28.434
Lampung	25.779	26.915	26.740	27.502	27.852	27.940	26.381
Kep. Bangka Belitung	37.800	37.800	37.800	40.500	40.500	40.500	38.475
Kepulauan Riau	30.484	30.484	30.334	30.484	29.979	29.815	30.249
Jawa Barat	20.930	21.472	20.870	20.821	20.764	20.708	20.673
Jawa Tengah	21.658	21.848	22.216	22.112	22.250	22.583	21.595
D. I. Yogyakarta	18.787	19.356	19.356	18.787	19.290	19.122	18.981
Jawa Timur	15.896	15.896	15.516	15.712	16.359	16.271	15.981
Banten	23.328	23.557	23.329	23.101	23.101	23.447	23.049
Bali	21.500	21.000	21.000	21.000	21.000	21.000	20.958
Nusa Tenggara Barat	29.286	29.286	29.286	28.676	28.676	28.676	28.778
Nusa Tenggara Timur	28.000	28.000	28.000	27.417	27.417	27.417	27.515
Kalimantan Barat	38.560	38.560	38.560	38.560	38.560	38.560	38.415
Kalimantan Tengah	31.977	32.490	32.695	32.695	32.226	32.788	31.119
Kalimantan Selatan	25.128	25.646	24.664	25.365	25.190	26.125	24.746
Kalimantan Timur	36.516	36.905	36.905	36.016	36.349	35.571	36.068
Sulawesi Utara	35.387	35.387	35.387	35.387	35.387	35.387	35.040
Sulawesi Tengah	28.000	28.000	28.000	27.034	27.034	27.034	26.837
Sulawesi Selatan	37.584	38.547	38.547	38.547	38.547	38.547	38.538
Sulawesi Tenggara	22.703	22.703	22.703	22.703	22.703	22.703	22.703
Gorontalo	37.145	37.145	37.145	37.145	37.145	37.145	36.781
Sulawesi Barat	-	-	-	-	-	-	-
Maluku	-	-	-	-	-	-	-
Maluku Utara	48.757	48.757	48.757	48.757	48.757	48.757	48.554
Papua Barat	45.087	45.087	42.990	42.990	41.990	39.061	43.977
Papua	30.878	30.878	30.086	30.086	30.086	30.086	30.949
Nasional	29.387	29.593	29.397	29.370	29.392	29.335	29.184

Tabel 1.34
Harga Konsumen Perdesaan Kelompok Bahan Makanan, 2012
Ikan Lele (Rp/Kg)

Provinsi	Januari	Februari	Maret	April	Mei	Juni
(1)	(2)	(3)	(4)	(5)	(6)	(7)
Aceh	24.146	24.146	23.698	23.752	23.752	23.544
Sumatera Utara	18.922	19.095	19.268	19.615	18.839	18.926
Sumatera Barat	21.552	22.202	22.396	21.774	21.949	21.949
Riau	24.674	25.399	25.202	25.032	25.362	25.527
Jambi	23.632	23.416	23.769	23.448	23.448	23.876
Sumatera Selatan	19.825	19.630	19.727	20.213	20.116	20.796
Bengkulu	19.751	19.751	19.541	19.751	19.961	19.226
Lampung	15.013	14.924	14.924	15.113	15.113	15.027
Kep. Bangka Belitung	25.038	25.038	25.038	25.937	26.123	26.590
Kepulauan Riau	17.512	17.199	17.199	17.199	17.199	17.199
Jawa Barat	17.919	18.201	18.276	18.333	18.070	18.090
Jawa Tengah	14.193	14.102	14.219	14.253	14.280	14.386
D. I. Yogyakarta	14.097	14.006	13.923	13.965	14.384	14.552
Jawa Timur	14.004	14.124	14.192	14.199	14.206	14.244
Banten	17.105	17.018	16.931	16.931	17.367	17.367
Bali	17.167	17.167	17.167	15.500	15.500	16.275
Nusa Tenggara Barat	25.000	25.000	25.000	25.000	25.333	25.333
Nusa Tenggara Timur	-	-	-	-	-	-
Kalimantan Barat	21.611	20.956	20.956	21.337	22.119	22.119
Kalimantan Tengah	21.582	22.340	22.340	22.340	22.340	22.340
Kalimantan Selatan	23.127	23.440	23.440	23.440	23.440	23.440
Kalimantan Timur	28.248	29.660	30.080	30.893	31.289	29.778
Sulawesi Utara	12.971	12.971	12.971	12.971	13.835	13.835
Sulawesi Tengah	14.230	13.510	14.230	14.230	14.951	14.230
Sulawesi Selatan	12.847	12.847	12.847	12.847	12.847	12.847
Sulawesi Tenggara	20.250	20.250	20.250	20.250	20.250	20.250
Gorontalo	15.000	15.000	15.000	15.000	16.000	16.000
Sulawesi Barat	11.813	11.813	11.813	11.813	11.813	11.813
Maluku	-	-	-	-	-	-
Maluku Utara	15.000	15.000	15.000	15.750	15.120	15.120
Papua Barat	18.861	18.861	18.211	18.211	18.211	18.211
Papua	30.750	31.711	31.711	30.750	30.750	30.750
Nasional	19.195	19.293	19.311	19.328	19.466	19.455

Lanjutan Tabel 1.34

Provinsi	Juli	Agustus	September	Oktober	November	Desember	Rata-rata
(1)	(8)	(9)	(10)	(11)	(12)	(13)	(14)
Aceh	23.393	23.733	23.023	23.375	23.199	23.303	23.589
Sumatera Utara	19.187	19.562	19.468	19.749	19.749	20.123	19.375
Sumatera Barat	21.151	21.247	21.824	21.824	21.824	20.622	21.693
Riau	25.362	25.280	25.191	25.101	25.006	24.740	25.156
Jambi	23.009	23.009	22.335	22.143	21.854	22.143	23.007
Sumatera Selatan	20.991	21.963	22.355	22.845	23.139	22.946	21.212
Bengkulu	19.318	19.688	19.411	19.503	19.411	19.935	19.604
Lampung	15.113	15.199	15.631	15.922	16.009	16.442	15.369
Kep. Bangka Belitung	26.496	26.496	26.217	25.843	25.033	25.945	25.816
Kepulauan Riau	17.824	17.824	16.886	16.886	16.886	16.574	17.199
Jawa Barat	18.474	18.348	18.004	17.983	17.983	18.024	18.142
Jawa Tengah	14.602	14.894	14.854	14.952	14.992	15.064	14.566
D. I. Yogyakarta	14.719	15.097	15.265	15.097	14.845	15.181	14.594
Jawa Timur	14.273	14.674	14.584	14.706	14.607	14.902	14.393
Banten	17.542	17.280	17.105	17.031	16.995	16.801	17.123
Bali	16.275	16.275	16.275	16.275	16.275	16.275	16.369
Nusa Tenggara Barat	25.333	25.333	25.333	25.333	25.333	25.333	25.222
Nusa Tenggara Timur	-	-	-	-	-	-	-
Kalimantan Barat	23.014	23.575	23.351	22.789	23.430	23.430	22.391
Kalimantan Tengah	22.340	22.340	21.603	21.542	21.542	21.334	21.998
Kalimantan Selatan	22.750	23.715	23.715	23.715	23.715	23.026	23.413
Kalimantan Timur	29.847	30.533	29.984	29.641	29.504	29.504	29.913
Sulawesi Utara	13.835	14.389	14.389	14.389	14.389	14.389	13.778
Sulawesi Tengah	14.942	14.942	14.942	15.606	15.606	15.606	14.752
Sulawesi Selatan	12.847	13.917	13.917	13.917	13.917	13.917	13.293
Sulawesi Tenggara	20.250	20.250	20.250	20.250	20.250	20.250	20.250
Gorontalo	16.000	16.640	16.640	16.640	16.640	16.640	15.933
Sulawesi Barat	11.813	11.813	11.813	11.813	11.813	11.813	11.813
Maluku	-	-	-	-	-	-	-
Maluku Utara	15.120	15.120	15.120	15.120	15.120	15.120	15.143
Papua Barat	18.211	19.222	19.222	19.222	19.222	18.211	18.656
Papua	32.559	32.559	32.559	32.559	34.512	34.512	32.140
Nasional	19.553	19.831	19.709	19.726	19.760	19.737	19.530

Tabel 1.35
Harga Konsumen Perdesaan Kelompok Bahan Makanan, 2012
Ikan Nila (Rp/Kg)

Provinsi	Januari	Februari	Maret	April	Mei	Juni
(1)	(2)	(3)	(4)	(5)	(6)	(7)
Aceh	22.761	22.761	24.292	23.265	22.740	22.670
Sumatera Utara	19.925	20.467	21.009	21.280	20.603	20.603
Sumatera Barat	22.333	23.212	23.286	23.452	23.248	23.796
Riau	23.855	23.066	22.959	23.748	23.360	22.875
Jambi	25.636	25.305	26.069	27.126	27.126	27.390
Sumatera Selatan	23.774	23.480	23.848	24.216	24.216	23.624
Bengkulu	22.590	22.387	22.212	23.174	23.262	23.262
Lampung	21.950	21.950	21.950	23.183	23.183	23.183
Kep. Bangka Belitung	30.610	30.610	30.610	30.610	30.610	30.610
Kepulauan Riau	19.800	19.145	19.057	19.711	19.389	18.987
Jawa Barat	17.196	17.150	17.257	17.288	17.209	17.319
Jawa Tengah	15.825	16.494	16.212	16.292	16.673	17.095
D. I. Yogyakarta	17.444	17.167	17.105	16.736	16.982	17.204
Jawa Timur	13.962	14.470	14.597	14.427	14.558	14.452
Banten	17.000	17.000	17.000	17.400	17.400	17.400
Bali	-	-	-	-	-	-
Nusa Tenggara Barat	21.342	21.342	21.342	21.342	21.342	21.342
Nusa Tenggara Timur	19.341	19.341	19.341	19.341	19.341	19.341
Kalimantan Barat	23.750	23.750	23.750	23.750	23.750	23.750
Kalimantan Tengah	30.026	31.803	31.374	31.985	33.078	32.942
Kalimantan Selatan	24.232	24.678	25.049	25.119	26.236	26.654
Kalimantan Timur	29.125	30.908	30.552	30.552	30.086	30.964
Sulawesi Utara	24.396	24.396	24.396	24.396	24.396	24.396
Sulawesi Tengah	17.664	17.187	17.664	17.664	17.664	18.547
Sulawesi Selatan	30.353	30.353	30.353	30.353	30.353	31.286
Sulawesi Tenggara	24.544	23.880	24.544	24.544	24.544	25.771
Gorontalo	28.750	27.500	30.000	31.875	31.875	31.875
Sulawesi Barat	-	-	-	-	-	-
Maluku	-	-	-	-	-	-
Maluku Utara	27.773	29.162	29.162	29.162	29.162	29.162
Papua Barat	32.500	32.500	30.875	30.875	30.875	30.875
Papua	30.469	30.469	31.920	31.920	31.920	31.920
Nasional	23.411	23.515	23.717	23.958	23.972	24.114

Lanjutan Tabel 1.35

Provinsi	Juli	Agustus	September	Oktober	November	Desember	Rata-rata
(1)	(8)	(9)	(10)	(11)	(12)	(13)	(14)
Aceh	22.234	22.919	22.857	22.982	22.795	23.083	22.947
Sumatera Utara	20.484	21.076	21.431	21.195	21.195	21.605	20.906
Sumatera Barat	24.114	23.959	24.363	24.027	24.027	24.546	23.697
Riau	23.360	23.360	23.069	23.263	22.832	22.353	23.175
Jambi	27.742	28.226	27.959	27.871	27.693	27.516	27.138
Sumatera Selatan	23.994	24.290	25.031	25.401	25.549	25.622	24.420
Bengkulu	24.754	25.017	24.751	24.840	25.461	25.550	23.938
Lampung	23.609	23.822	24.247	24.002	24.002	23.577	23.222
Kep. Bangka Belitung	30.610	30.610	30.610	30.139	29.404	29.404	30.370
Kepulauan Riau	19.389	19.389	19.148	19.309	18.951	18.553	19.236
Jawa Barat	17.718	18.147	18.009	18.040	18.040	17.932	17.609
Jawa Tengah	17.056	17.658	17.542	17.523	17.465	17.525	16.947
D. I. Yogyakarta	16.982	17.593	17.981	17.648	17.977	17.775	17.383
Jawa Timur	14.630	15.220	14.735	14.824	15.473	15.570	14.743
Banten	17.400	17.400	17.000	17.000	17.000	17.000	17.167
Bali	-	-	-	-	-	-	-
Nusa Tenggara Barat	21.342	21.970	21.342	21.970	21.970	21.970	21.552
Nusa Tenggara Timur	17.853	17.318	17.318	18.184	18.184	18.184	18.590
Kalimantan Barat	22.998	22.998	23.750	23.750	23.750	23.750	23.625
Kalimantan Tengah	33.180	34.955	35.571	35.162	34.208	35.707	33.333
Kalimantan Selatan	26.584	28.896	28.148	28.655	28.148	29.036	26.786
Kalimantan Timur	31.082	31.438	31.082	30.717	32.637	32.892	31.003
Sulawesi Utara	25.372	25.372	25.372	25.372	25.372	25.372	24.884
Sulawesi Tengah	19.475	19.475	19.475	21.300	19.383	19.383	18.740
Sulawesi Selatan	28.952	31.112	31.112	32.409	32.409	32.409	30.954
Sulawesi Tenggara	27.059	27.059	27.059	29.596	26.933	26.933	26.039
Gorontalo	29.325	30.791	30.791	30.791	30.791	30.791	30.430
Sulawesi Barat	-	-	-	-	-	-	-
Maluku	-	-	-	-	-	-	-
Maluku Utara	28.082	28.082	28.082	30.242	30.242	30.242	29.046
Papua Barat	30.875	32.419	29.925	29.925	29.925	32.917	31.207
Papua	31.920	31.920	31.920	31.920	31.920	31.920	31.678
Nasional	24.075	24.569	24.472	24.761	24.612	24.797	24.164

Tabel 1.36
Harga Konsumen Perdesaan Kelompok Bahan Makanan, 2012
Ikan Bandeng (Rp/Kg)

Provinsi	Januari	Februari	Maret	April	Mei	Juni
(1)	(2)	(3)	(4)	(5)	(6)	(7)
Aceh	26.767	26.374	27.292	26.998	27.543	28.618
Sumatera Utara	18.000	18.000	18.000	18.900	18.900	18.900
Sumatera Barat	18.400	18.400	18.400	18.400	18.400	18.400
Riau	25.000	25.000	25.000	25.000	25.000	25.000
Jambi	28.103	26.697	26.964	26.964	26.964	24.268
Sumatera Selatan	20.416	20.416	20.416	20.416	20.416	21.022
Bengkulu	26.485	26.485	26.485	26.485	26.485	26.485
Lampung	23.934	23.690	24.178	24.911	25.644	25.155
Kep. Bangka Belitung	24.135	25.252	25.252	26.370	26.816	26.816
Kepulauan Riau	23.034	23.034	22.112	23.034	23.034	23.034
Jawa Barat	21.042	21.595	21.760	21.595	21.566	20.988
Jawa Tengah	18.201	18.181	17.856	17.774	17.591	18.021
D. I. Yogyakarta	18.450	18.206	18.206	18.206	18.071	17.936
Jawa Timur	19.249	19.307	19.191	19.112	18.566	18.680
Banten	20.591	20.953	20.862	21.133	20.682	20.772
Bali	28.800	28.800	28.800	28.800	28.800	28.800
Nusa Tenggara Barat	25.599	26.111	26.372	26.372	27.427	27.427
Nusa Tenggara Timur	37.125	37.125	37.125	37.125	37.125	37.125
Kalimantan Barat	27.446	26.302	28.251	29.082	30.245	30.245
Kalimantan Tengah	23.416	22.274	23.416	23.416	24.844	23.131
Kalimantan Selatan	19.235	18.634	18.334	18.334	18.075	18.204
Kalimantan Timur	24.082	24.745	24.856	25.717	25.717	26.517
Sulawesi Utara	18.000	18.000	18.000	18.000	18.000	18.000
Sulawesi Tengah	18.484	17.231	17.962	17.910	18.641	18.693
Sulawesi Selatan	26.619	27.092	25.909	26.039	26.149	25.398
Sulawesi Tenggara	21.311	21.077	20.983	20.983	19.672	20.587
Gorontalo	18.103	17.973	18.939	19.064	19.327	18.356
Sulawesi Barat	17.594	17.900	18.466	18.134	18.599	17.935
Maluku	-	-	-	-	-	-
Maluku Utara	20.167	20.167	20.167	20.167	20.167	20.167
Papua Barat	36.000	36.000	36.000	36.000	36.000	36.000
Papua	23.679	23.679	23.205	23.205	23.205	23.205
Nasional	23.144	23.055	23.186	23.343	23.473	23.351

Lanjutan Tabel 1.36

Provinsi	Juli	Agustus	September	Oktober	November	Desember	Rata-rata
(1)	(8)	(9)	(10)	(11)	(12)	(13)	(14)
Aceh	27.961	28.572	28.572	28.511	27.101	27.223	27.628
Sumatera Utara	18.900	18.900	18.900	18.900	18.900	18.900	18.675
Sumatera Barat	18.400	18.400	18.400	18.400	18.400	18.400	18.400
Riau	25.000	25.000	25.000	25.000	25.000	25.000	25.000
Jambi	24.511	24.511	24.511	24.511	24.511	22.060	25.381
Sumatera Selatan	21.022	20.820	20.820	20.820	19.001	19.001	20.382
Bengkulu	26.485	26.485	26.485	26.485	26.485	26.485	26.485
Lampung	25.399	25.399	25.970	26.255	26.255	26.826	25.301
Kep. Bangka Belitung	26.816	27.682	26.643	26.124	25.591	26.480	26.165
Kepulauan Riau	24.185	24.185	22.976	22.976	22.976	22.976	23.130
Jawa Barat	21.335	21.518	21.228	21.411	21.382	21.033	21.371
Jawa Tengah	18.544	18.785	19.302	19.372	19.381	18.870	18.490
D. I. Yogyakarta	17.667	17.801	18.476	18.880	18.611	18.341	18.238
Jawa Timur	19.057	19.613	19.582	20.016	20.326	20.326	19.419
Banten	21.404	21.223	20.953	21.043	21.097	20.531	20.937
Bali	28.800	28.800	28.800	28.800	28.800	28.800	28.800
Nusa Tenggara Barat	27.427	27.427	27.427	29.305	29.305	29.305	27.458
Nusa Tenggara Timur	37.125	38.981	38.981	38.981	38.981	38.981	37.898
Kalimantan Barat	30.245	31.076	30.743	30.743	31.076	29.082	29.545
Kalimantan Tengah	23.416	23.131	22.845	22.274	22.274	23.416	23.155
Kalimantan Selatan	18.204	18.850	18.850	19.758	19.758	19.758	18.833
Kalimantan Timur	27.424	27.651	26.404	26.971	26.404	26.064	26.046
Sulawesi Utara	18.000	18.000	18.000	18.000	18.000	18.000	18.000
Sulawesi Tengah	18.693	18.693	19.251	19.251	19.000	18.746	18.547
Sulawesi Selatan	26.195	26.088	26.866	28.485	28.198	27.732	26.731
Sulawesi Tenggara	21.136	21.691	21.405	21.230	21.230	21.186	21.041
Gorontalo	18.483	18.306	17.936	18.125	16.702	16.702	18.168
Sulawesi Barat	18.417	17.895	17.664	17.837	18.532	18.187	18.097
Maluku	-	-	-	-	-	-	-
Maluku Utara	20.167	20.167	20.167	20.167	20.167	20.167	20.167
Papua Barat	36.000	36.000	36.000	36.000	36.000	36.000	36.000
Papua	23.205	23.205	23.205	23.205	23.205	23.205	23.284
Nasional	23.536	23.705	23.625	23.801	23.634	23.477	23.444

Tabel 1.37
Harga Konsumen Perdesaan Kelompok Bahan Makanan, 2012
Udang Darat (Rp/Kg)

Provinsi	Januari	Februari	Maret	April	Mei	Juni
(1)	(2)	(3)	(4)	(5)	(6)	(7)
Aceh	38.567	38.847	38.847	39.665	39.665	39.368
Sumatera Utara	101.632	101.632	101.632	102.943	102.943	102.943
Sumatera Barat	32.500	32.500	32.500	32.500	32.500	32.500
Riau	68.205	74.706	76.434	77.969	80.517	82.046
Jambi	42.750	42.750	42.750	42.750	42.750	46.170
Sumatera Selatan	65.777	71.730	74.707	74.707	72.028	71.284
Bengkulu	48.750	48.750	48.750	50.068	50.068	48.750
Lampung	41.978	46.176	46.176	46.176	45.021	45.021
Kep. Bangka Belitung	41.300	41.300	41.300	41.300	41.300	41.300
Kepulauan Riau	28.820	31.567	32.297	32.946	34.022	34.668
Jawa Barat	34.849	34.889	34.889	34.970	35.941	35.941
Jawa Tengah	31.509	32.606	32.036	31.602	31.319	32.224
D. I. Yogyakarta	49.750	48.500	50.779	48.500	48.500	45.570
Jawa Timur	36.305	36.237	36.533	36.632	36.282	36.243
Banten	30.000	30.692	30.923	31.615	31.615	31.154
Bali	45.552	42.298	42.298	42.298	42.298	42.298
Nusa Tenggara Barat	42.750	42.750	45.804	45.804	48.857	48.857
Nusa Tenggara Timur	35.000	35.000	35.000	35.000	35.000	35.000
Kalimantan Barat	44.661	46.448	48.234	48.234	48.234	48.234
Kalimantan Tengah	80.365	81.994	82.266	82.402	86.248	82.550
Kalimantan Selatan	40.181	43.330	43.330	43.759	43.759	42.901
Kalimantan Timur	100.433	101.292	100.426	101.811	103.384	112.146
Sulawesi Utara	40.241	43.899	47.557	47.557	45.179	49.697
Sulawesi Tengah	47.493	47.493	49.493	51.493	51.493	49.993
Sulawesi Selatan	40.000	40.976	41.171	41.951	41.243	41.902
Sulawesi Tenggara	37.500	37.500	37.500	37.500	35.625	35.625
Gorontalo	33.199	36.217	39.235	39.235	37.273	41.001
Sulawesi Barat	31.235	31.483	30.762	31.483	31.483	31.723
Maluku	-	-	-	-	-	-
Maluku Utara	47.000	47.000	47.000	47.000	47.000	47.000
Papua Barat	40.000	37.500	37.500	39.130	41.304	41.304
Papua	47.250	47.250	46.305	46.305	46.305	42.743
Nasional	46.631	47.591	48.208	48.558	48.683	48.973

Lanjutan Tabel 1.37

Provinsi	Juli	Agustus	September	Oktober	November	Desember	Rata-rata
(1)	(8)	(9)	(10)	(11)	(12)	(13)	(14)
Aceh	39.178	39.082	39.579	39.338	38.975	38.881	39.166
Sumatera Utara	104.910	104.910	104.910	104.910	104.910	108.189	103.872
Sumatera Barat	32.500	32.500	32.500	32.500	32.500	32.500	32.500
Riau	83.574	84.084	84.594	85.613	82.869	87.444	80.671
Jambi	46.170	46.632	45.233	46.137	46.137	46.137	44.697
Sumatera Selatan	72.028	72.028	72.028	74.408	74.408	74.408	72.461
Bengkulu	51.385	51.385	51.385	52.703	52.703	52.703	50.617
Lampung	46.272	46.272	49.699	49.699	49.699	49.699	46.824
Kep. Bangka Belitung	40.033	40.033	40.033	40.286	40.286	40.286	40.730
Kepulauan Riau	35.314	35.530	35.745	36.176	35.016	36.950	34.088
Jawa Barat	38.237	38.237	38.158	37.822	37.900	37.900	36.645
Jawa Tengah	33.335	35.741	35.536	36.407	37.637	36.937	33.907
D. I. Yogyakarta	49.477	50.779	50.779	53.057	54.034	54.034	50.313
Jawa Timur	37.043	38.328	39.108	39.045	40.576	40.085	37.701
Banten	31.154	31.154	32.077	31.615	31.615	29.718	31.111
Bali	42.298	39.881	40.678	40.678	40.678	40.678	41.828
Nusa Tenggara Barat	48.857	51.300	48.735	51.781	51.781	48.735	48.001
Nusa Tenggara Timur	35.000	35.000	35.000	35.000	35.000	35.000	35.000
Kalimantan Barat	46.787	44.890	44.258	43.626	43.626	44.258	45.958
Kalimantan Tengah	83.733	86.999	84.791	89.855	87.918	90.095	84.935
Kalimantan Selatan	47.191	48.692	47.620	47.620	46.762	48.049	45.266
Kalimantan Timur	115.125	124.412	123.536	125.288	125.288	126.164	113.275
Sulawesi Utara	49.697	54.215	54.215	54.215	56.926	56.926	50.027
Sulawesi Tengah	49.993	48.493	49.993	54.992	54.992	52.493	50.701
Sulawesi Selatan	42.642	45.151	45.509	43.187	45.234	44.343	42.776
Sulawesi Tenggara	38.000	38.000	38.000	38.000	38.000	35.625	37.240
Gorontalo	41.001	44.728	44.728	44.728	46.964	46.964	41.273
Sulawesi Barat	33.405	33.405	32.659	32.472	32.472	32.957	32.128
Maluku	-	-	-	-	-	-	-
Maluku Utara	47.000	47.000	47.000	47.000	47.940	52.655	47.550
Papua Barat	41.304	41.304	43.370	43.370	43.370	43.370	41.069
Papua	42.743	44.524	44.524	44.524	44.524	44.524	45.127
Nasional	49.851	50.796	50.838	51.486	51.637	51.894	49.595

Tabel 1.38
Harga Konsumen Perdesaan Kelompok Bahan Makanan, 2012
Ikan Patin (Rp/Kg)

Provinsi	Januari	Februari	Maret	April	Mei	Juni
(1)	(2)	(3)	(4)	(5)	(6)	(7)
Aceh	-	-	-	-	-	-
Sumatera Utara	25.885	25.885	25.885	25.885	25.885	25.885
Sumatera Barat	23.919	24.271	24.271	24.103	24.623	24.277
Riau	19.987	19.381	19.235	19.747	19.646	19.493
Jambi	18.673	18.589	18.387	18.571	18.571	19.961
Sumatera Selatan	19.706	19.381	19.625	19.869	19.705	19.869
Bengkulu	34.969	36.241	36.241	33.698	33.698	33.698
Lampung	19.356	19.484	19.356	19.643	19.386	19.386
Kep. Bangka Belitung	28.956	29.237	29.237	30.081	30.081	30.081
Kepulauan Riau	-	-	-	-	-	-
Jawa Barat	16.686	16.815	16.988	16.988	16.988	16.988
Jawa Tengah	15.881	16.059	15.962	16.051	16.051	16.051
D. I. Yogyakarta	19.561	19.481	19.387	19.387	19.201	19.760
Jawa Timur	15.802	15.802	16.267	16.267	15.756	15.689
Banten	16.500	16.500	16.500	16.500	16.500	16.500
Bali	-	-	-	-	-	-
Nusa Tenggara Barat	-	-	-	-	-	-
Nusa Tenggara Timur	-	-	-	-	-	-
Kalimantan Barat	29.036	29.681	29.143	28.551	29.379	32.114
Kalimantan Tengah	22.450	22.949	22.533	22.533	23.187	23.187
Kalimantan Selatan	20.741	21.202	20.818	20.818	21.422	21.422
Kalimantan Timur	32.262	32.979	32.382	32.382	33.320	33.320
Sulawesi Utara	-	-	-	-	-	-
Sulawesi Tengah	-	-	-	-	-	-
Sulawesi Selatan	-	-	-	-	-	-
Sulawesi Tenggara	-	-	-	-	-	-
Gorontalo	-	-	-	-	-	-
Sulawesi Barat	-	-	-	-	-	-
Maluku	-	-	-	-	-	-
Maluku Utara	-	-	-	-	-	-
Papua Barat	-	-	-	-	-	-
Papua	50.400	50.400	50.400	50.400	50.400	50.400
Nasional	23.932	24.130	24.034	23.971	24.100	24.338

Lanjutan Tabel 1.38

Provinsi	Juli	Agustus	September	Oktober	November	Desember	Rata-rata
(1)	(8)	(9)	(10)	(11)	(12)	(13)	(14)
Aceh	-	-	-	-	-	-	-
Sumatera Utara	25.885	25.885	25.885	25.885	25.885	27.247	25.998
Sumatera Barat	25.144	25.503	26.221	26.221	26.221	26.221	25.083
Riau	19.443	19.604	19.604	19.359	18.998	19.184	19.473
Jambi	19.225	19.225	18.689	18.420	17.884	17.616	18.651
Sumatera Selatan	19.547	19.789	19.789	19.955	19.955	19.955	19.762
Bengkulu	33.698	33.698	33.698	32.628	33.698	33.698	34.139
Lampung	19.386	19.776	19.906	20.051	20.312	20.702	19.729
Kep. Bangka Belitung	29.800	28.394	27.551	27.551	28.113	28.113	28.933
Kepulauan Riau	-	-	-	-	-	-	-
Jawa Barat	17.780	17.859	17.780	18.041	18.609	18.609	17.511
Jawa Tengah	16.342	16.558	16.883	16.783	16.883	15.909	16.284
D. I. Yogyakarta	19.481	19.387	19.387	19.387	19.201	19.201	19.402
Jawa Timur	16.574	17.401	16.667	16.667	16.667	16.820	16.365
Banten	16.500	16.500	16.500	16.500	16.500	16.500	16.500
Bali	-	-	-	-	-	-	-
Nusa Tenggara Barat	-	-	-	-	-	-	-
Nusa Tenggara Timur	-	-	-	-	-	-	-
Kalimantan Barat	32.315	32.116	32.016	31.486	31.486	32.334	30.805
Kalimantan Tengah	23.332	23.188	23.116	23.116	23.116	23.739	23.037
Kalimantan Selatan	21.556	21.423	21.357	21.357	21.357	21.932	21.284
Kalimantan Timur	33.529	33.322	33.219	33.219	33.219	34.114	33.106
Sulawesi Utara	-	-	-	-	-	-	-
Sulawesi Tengah	-	-	-	-	-	-	-
Sulawesi Selatan	-	-	-	-	-	-	-
Sulawesi Tenggara	-	-	-	-	-	-	-
Gorontalo	-	-	-	-	-	-	-
Sulawesi Barat	-	-	-	-	-	-	-
Maluku	-	-	-	-	-	-	-
Maluku Utara	-	-	-	-	-	-	-
Papua Barat	-	-	-	-	-	-	-
Papua	50.400	50.400	50.400	50.400	50.400	50.400	50.400
Nasional	24.441	24.446	24.370	24.279	24.361	24.572	24.248

Tabel 1.39
Harga Konsumen Perdesaan Kelompok Bahan Makanan, 2012
Ikan Asin (Rp/Kg)

Provinsi	Januari	Februari	Maret	April	Mei	Juni
(1)	(2)	(3)	(4)	(5)	(6)	(7)
Aceh	39.597	39.597	39.827	40.171	40.347	40.743
Sumatera Utara	43.901	44.489	44.770	45.321	46.623	46.599
Sumatera Barat	41.884	41.993	42.005	43.372	43.662	44.454
Riau	51.838	51.378	51.526	51.752	51.768	51.994
Jambi	44.385	43.529	45.393	45.792	47.362	46.749
Sumatera Selatan	30.670	30.670	30.926	30.879	31.123	31.310
Bengkulu	35.416	35.522	35.290	35.556	35.768	36.020
Lampung	23.860	23.785	23.862	23.918	24.005	24.040
Kep. Bangka Belitung	46.056	46.426	45.778	46.111	46.111	46.978
Kepulauan Riau	49.611	49.611	48.169	48.323	48.975	49.045
Jawa Barat	35.782	35.891	35.962	36.054	36.273	36.373
Jawa Tengah	22.838	23.136	23.297	23.368	23.540	23.548
D. I. Yogyakarta	26.377	26.544	26.544	26.676	26.908	27.007
Jawa Timur	30.761	30.858	31.072	31.385	31.454	31.372
Banten	31.423	31.313	31.738	31.716	31.759	31.839
Bali	37.800	37.754	37.320	38.051	38.952	39.716
Nusa Tenggara Barat	60.422	62.519	62.663	62.457	63.084	62.638
Nusa Tenggara Timur	43.428	43.521	41.406	41.406	42.052	43.055
Kalimantan Barat	51.186	52.295	53.614	53.703	54.540	54.504
Kalimantan Tengah	36.650	36.817	37.926	38.317	38.455	38.730
Kalimantan Selatan	42.177	42.540	43.209	42.807	42.727	43.095
Kalimantan Timur	44.775	45.327	44.875	46.556	45.803	45.663
Sulawesi Utara	32.210	33.349	33.408	32.064	30.920	29.571
Sulawesi Tengah	35.287	36.177	36.425	37.692	37.093	37.643
Sulawesi Selatan	35.957	36.171	36.142	36.468	36.468	36.984
Sulawesi Tenggara	40.569	40.736	40.959	40.872	41.164	41.208
Gorontalo	69.849	71.903	77.797	77.143	76.398	78.634
Sulawesi Barat	28.213	28.675	29.018	28.039	28.039	27.781
Maluku	38.071	38.071	40.567	40.567	42.003	42.583
Maluku Utara	38.730	40.836	40.026	41.138	41.741	42.183
Papua Barat	48.081	47.060	47.060	46.968	46.916	46.771
Papua	41.363	42.533	44.263	42.499	42.658	42.658
Nasional	39.974	40.345	40.714	40.848	41.084	41.296

Lanjutan Tabel 1.39

Provinsi	Juli	Agustus	September	Oktober	November	Desember	Rata-rata
(1)	(8)	(9)	(10)	(11)	(12)	(13)	(14)
Aceh	40.824	40.787	40.903	41.176	40.725	41.101	40.483
Sumatera Utara	47.004	47.394	47.641	47.702	47.497	47.998	46.412
Sumatera Barat	44.686	45.634	45.893	46.140	45.775	48.073	44.464
Riau	52.832	54.152	54.217	54.314	54.440	54.537	52.896
Jambi	46.881	47.523	46.316	46.451	47.753	47.197	46.278
Sumatera Selatan	31.438	31.462	31.321	32.035	32.222	32.315	31.364
Bengkulu	37.054	37.678	37.881	37.759	37.854	38.166	36.664
Lampung	23.916	23.996	24.336	24.131	24.205	24.261	24.026
Kep. Bangka Belitung	47.155	47.958	50.651	50.619	51.026	50.863	47.978
Kepulauan Riau	49.398	49.502	49.181	49.181	49.216	49.181	49.116
Jawa Barat	36.742	36.928	37.678	37.541	37.406	37.671	36.692
Jawa Tengah	23.658	23.712	23.917	23.798	23.978	24.021	23.568
D. I. Yogyakarta	27.436	27.024	27.221	27.123	27.024	27.517	26.950
Jawa Timur	31.386	31.811	31.926	32.173	32.194	32.221	31.551
Banten	31.784	32.151	32.147	32.074	32.049	32.017	31.834
Bali	40.343	41.594	41.669	41.669	41.919	42.523	39.943
Nusa Tenggara Barat	62.194	62.308	62.417	62.186	62.800	62.437	62.344
Nusa Tenggara Timur	44.101	45.188	45.188	45.188	44.966	43.492	43.583
Kalimantan Barat	54.744	55.524	55.424	56.081	55.979	55.991	54.465
Kalimantan Tengah	39.071	39.948	39.811	39.694	39.208	39.540	38.681
Kalimantan Selatan	43.383	45.246	48.064	47.928	47.486	47.594	44.688
Kalimantan Timur	45.555	47.343	48.675	47.795	46.907	47.960	46.436
Sulawesi Utara	29.560	30.592	30.472	30.009	29.948	29.948	31.004
Sulawesi Tengah	38.095	38.324	37.542	36.861	37.525	36.789	37.121
Sulawesi Selatan	37.494	37.999	38.438	38.371	38.371	37.901	37.230
Sulawesi Tenggara	41.318	42.022	42.254	42.402	42.488	42.466	41.538
Gorontalo	77.128	77.428	76.418	75.756	76.959	84.320	76.644
Sulawesi Barat	27.781	27.156	27.434	27.321	27.209	27.353	27.835
Maluku	40.100	40.590	41.512	42.472	41.957	45.111	41.134
Maluku Utara	42.883	44.178	43.142	43.014	43.014	43.141	42.002
Papua Barat	48.113	48.737	50.701	48.628	47.622	48.971	47.969
Papua	42.658	42.658	42.658	42.658	42.056	42.186	42.571
Nasional	41.460	42.017	42.283	42.195	42.181	42.652	41.421

Tabel 1.40
Harga Konsumen Perdesaan Kelompok Bahan Makanan, 2012
Ikan Pindang (Rp/Kg)

Provinsi	Januari	Februari	Maret	April	Mei	Juni
(1)	(2)	(3)	(4)	(5)	(6)	(7)
Aceh	25.000	25.000	25.205	25.274	25.591	25.591
Sumatera Utara	29.833	29.833	31.460	31.460	31.460	31.460
Sumatera Barat	26.125	26.125	26.125	26.125	26.125	26.125
Riau	28.750	28.750	28.750	28.750	28.750	28.750
Jambi	-	-	-	-	-	-
Sumatera Selatan	-	-	-	-	-	-
Bengkulu	-	-	-	-	-	-
Lampung	20.000	20.000	20.000	20.000	20.000	20.000
Kep. Bangka Belitung	-	-	-	-	-	-
Kepulauan Riau	-	-	-	-	-	-
Jawa Barat	21.764	22.107	22.278	22.210	22.107	21.970
Jawa Tengah	19.645	19.608	19.791	19.870	19.799	19.941
D. I. Yogyakarta	16.500	16.500	16.500	16.830	16.830	16.941
Jawa Timur	16.030	16.067	16.610	16.928	17.082	17.104
Banten	22.363	22.500	22.637	22.705	22.568	22.318
Bali	29.528	29.634	30.603	30.145	29.687	29.412
Nusa Tenggara Barat	-	-	-	-	-	-
Nusa Tenggara Timur	-	-	-	-	-	-
Kalimantan Barat	-	-	-	-	-	-
Kalimantan Tengah	27.500	27.500	27.500	27.500	27.500	27.500
Kalimantan Selatan	-	-	-	-	-	-
Kalimantan Timur	-	-	-	-	-	-
Sulawesi Utara	20.000	20.000	20.000	20.000	20.000	20.000
Sulawesi Tengah	20.000	20.000	20.000	21.449	21.449	20.809
Sulawesi Selatan	17.250	17.250	17.250	17.250	17.250	17.250
Sulawesi Tenggara	27.400	27.400	27.400	29.386	29.386	28.508
Gorontalo	-	-	-	-	-	-
Sulawesi Barat	20.500	20.500	20.500	20.500	20.500	20.500
Maluku	-	-	-	-	-	-
Maluku Utara	32.500	32.500	32.500	34.167	34.167	37.500
Papua Barat	-	-	-	-	-	-
Papua	30.000	30.000	30.000	30.000	30.000	30.000
Nasional	23.720	23.751	23.953	24.239	24.224	24.299

Lanjutan Tabel 1.40

Provinsi	Juli	Agustus	September	Oktober	November	Desember	Rata-rata
(1)	(8)	(9)	(10)	(11)	(12)	(13)	(14)
Aceh	25.527	25.591	25.591	25.717	25.461	25.589	25.428
Sumatera Utara	31.460	31.460	31.460	31.460	31.460	31.460	31.189
Sumatera Barat	26.125	26.125	26.125	26.125	26.125	26.125	26.125
Riau	28.750	28.750	28.750	28.750	28.750	28.750	28.750
Jambi	-	-	-	-	-	-	-
Sumatera Selatan	-	-	-	-	-	-	-
Bengkulu	-	-	-	-	-	-	-
Lampung	20.000	20.000	20.000	20.000	20.000	20.000	20.000
Kep. Bangka Belitung	-	-	-	-	-	-	-
Kepulauan Riau	-	-	-	-	-	-	-
Jawa Barat	22.042	22.042	22.141	22.526	22.526	22.759	22.206
Jawa Tengah	20.243	20.469	20.573	20.439	20.489	20.410	20.106
D. I. Yogyakarta	16.941	16.941	16.941	16.941	16.941	16.941	16.813
Jawa Timur	16.963	16.602	16.842	17.060	17.174	17.701	16.847
Banten	22.380	22.568	22.597	22.348	22.348	22.470	22.484
Bali	29.134	30.115	30.511	30.511	30.610	31.149	30.087
Nusa Tenggara Barat	-	-	-	-	-	-	-
Nusa Tenggara Timur	-	-	-	-	-	-	-
Kalimantan Barat	-	-	-	-	-	-	-
Kalimantan Tengah	28.750	28.750	28.750	28.750	28.750	28.750	28.125
Kalimantan Selatan	-	-	-	-	-	-	-
Kalimantan Timur	-	-	-	-	-	-	-
Sulawesi Utara	20.000	20.000	20.000	20.000	20.000	20.000	20.000
Sulawesi Tengah	20.809	21.357	21.357	21.357	21.357	21.357	20.942
Sulawesi Selatan	17.250	17.250	17.250	17.250	17.250	17.250	17.250
Sulawesi Tenggara	28.508	29.259	29.259	29.259	29.259	29.259	28.690
Gorontalo	-	-	-	-	-	-	-
Sulawesi Barat	20.500	20.500	20.500	20.500	20.500	20.500	20.500
Maluku	-	-	-	-	-	-	-
Maluku Utara	37.500	37.500	37.500	37.500	37.500	37.500	35.694
Papua Barat	-	-	-	-	-	-	-
Papua	30.000	30.000	30.000	30.000	30.000	30.000	30.000
Nasional	24.362	24.488	24.534	24.552	24.553	24.630	24.276

Tabel 1.41
Harga Konsumen Perdesaan Kelompok Bahan Makanan, 2012
Ikan Asap (Rp/Kg)

Provinsi	Januari	Februari	Maret	April	Mei	Juni
(1)	(2)	(3)	(4)	(5)	(6)	(7)
Aceh	18.000	18.000	18.000	18.000	18.000	18.000
Sumatera Utara	26.115	26.115	26.115	26.115	25.907	26.329
Sumatera Barat	18.300	18.300	19.858	19.858	19.217	19.217
Riau	42.413	42.797	43.149	44.578	44.935	45.553
Jambi	58.500	58.500	58.500	58.500	58.500	58.500
Sumatera Selatan	58.491	58.491	58.491	58.491	58.491	58.491
Bengkulu	42.567	42.567	42.567	42.567	42.567	41.918
Lampung	40.000	40.000	40.000	40.000	40.000	40.000
Kep. Bangka Belitung	28.000	28.000	28.000	27.440	27.440	27.440
Kepulauan Riau	54.498	54.498	54.498	53.408	53.408	53.408
Jawa Barat	17.041	17.041	17.041	17.041	17.041	16.858
Jawa Tengah	21.599	22.125	21.950	22.134	22.212	22.251
D. I. Yogyakarta	22.334	22.334	22.334	23.451	23.451	23.451
Jawa Timur	21.403	21.494	21.373	21.505	21.109	21.269
Banten	20.000	20.000	20.000	20.000	20.000	18.000
Bali	18.186	18.186	18.186	18.186	18.186	18.186
Nusa Tenggara Barat	36.300	36.300	36.300	36.300	36.300	36.300
Nusa Tenggara Timur	20.750	20.750	20.750	21.788	21.788	21.788
Kalimantan Barat	32.500	32.500	32.500	32.500	32.500	32.500
Kalimantan Tengah	36.000	36.000	36.000	36.000	36.000	36.000
Kalimantan Selatan	49.500	49.500	49.500	49.500	49.500	49.500
Kalimantan Timur	35.314	35.314	35.314	35.314	37.079	37.079
Sulawesi Utara	22.674	23.293	23.293	24.225	26.088	25.715
Sulawesi Tengah	25.914	25.635	25.635	25.078	25.078	25.078
Sulawesi Selatan	22.500	22.500	22.500	22.500	22.500	22.500
Sulawesi Tenggara	21.099	21.099	21.099	21.099	21.099	20.287
Gorontalo	26.405	25.655	26.021	26.811	26.295	26.600
Sulawesi Barat	17.594	18.127	18.127	18.127	18.127	18.127
Maluku	32.215	32.215	34.468	33.590	33.590	34.029
Maluku Utara	21.833	21.108	20.672	21.014	22.124	22.808
Papua Barat	29.269	29.269	29.269	29.269	29.269	29.269
Papua	24.000	24.000	26.000	24.700	26.600	24.700
Nasional	30.041	30.054	30.235	30.284	30.450	30.348

Lanjutan Tabel 1.41

Provinsi	Juli	Agustus	September	Oktober	November	Desember	Rata-rata
(1)	(8)	(9)	(10)	(11)	(12)	(13)	(14)
Aceh	18.000	18.000	18.000	17.610	17.610	17.610	17.903
Sumatera Utara	26.329	25.686	25.686	25.686	25.686	25.686	25.955
Sumatera Barat	20.499	20.499	19.644	19.644	21.353	21.353	19.812
Riau	45.994	46.437	46.083	46.969	45.970	45.970	45.071
Jambi	58.500	58.500	58.500	58.500	58.500	61.425	58.744
Sumatera Selatan	58.491	63.932	63.932	63.932	63.932	63.932	60.758
Bengkulu	41.918	42.567	42.567	43.216	43.216	43.216	42.621
Lampung	40.000	40.000	40.000	40.000	40.000	40.000	40.000
Kep. Bangka Belitung	29.935	29.935	31.182	31.182	31.182	33.676	29.451
Kepulauan Riau	58.263	58.263	60.691	60.691	60.691	65.546	57.322
Jawa Barat	16.694	16.694	16.694	16.694	16.694	16.694	16.852
Jawa Tengah	22.251	22.758	22.544	22.661	22.671	22.615	22.314
D. I. Yogyakarta	23.451	23.451	23.451	23.451	23.451	23.451	23.172
Jawa Timur	21.562	21.652	21.319	21.116	21.026	21.116	21.329
Banten	18.000	18.000	18.000	18.000	18.000	18.000	18.833
Bali	18.186	18.186	20.005	20.005	20.005	18.952	18.705
Nusa Tenggara Barat	36.300	36.300	36.300	36.300	36.300	38.262	36.464
Nusa Tenggara Timur	21.788	21.788	21.788	21.788	21.788	22.877	21.619
Kalimantan Barat	32.500	32.500	32.500	32.500	32.500	32.500	32.500
Kalimantan Tengah	36.000	36.000	36.000	36.000	36.000	36.000	36.000
Kalimantan Selatan	49.500	49.500	49.500	49.500	49.500	49.500	49.500
Kalimantan Timur	37.984	36.175	39.792	39.792	35.813	35.813	36.732
Sulawesi Utara	25.715	27.579	27.579	28.510	28.510	28.883	26.005
Sulawesi Tengah	25.078	26.490	24.371	25.078	25.928	25.928	25.441
Sulawesi Selatan	22.500	22.500	22.500	22.500	22.500	22.500	22.500
Sulawesi Tenggara	20.287	20.287	20.287	20.287	20.287	20.287	20.626
Gorontalo	27.820	27.420	26.779	26.536	26.536	26.536	26.618
Sulawesi Barat	18.677	18.677	18.677	18.951	18.951	18.951	18.426
Maluku	34.468	35.127	34.424	33.056	33.056	33.056	33.608
Maluku Utara	22.637	23.152	23.520	23.888	22.985	24.351	22.508
Papua Barat	28.398	28.398	28.398	28.398	29.243	29.243	28.975
Papua	24.700	24.700	24.700	24.700	27.170	27.170	25.262
Nasional	30.701	30.974	31.107	31.161	31.158	31.597	30.676

Tabel 1.42
Harga Konsumen Perdesaan Kelompok Bahan Makanan, 2012
Ikan Dalam Kaleng (Rp/Kaleng)

Provinsi	Januari	Februari	Maret	April	Mei	Juni
(1)	(2)	(3)	(4)	(5)	(6)	(7)
Aceh	10.909	10.909	10.909	10.909	10.947	10.947
Sumatera Utara	11.918	11.918	11.918	12.024	13.189	13.824
Sumatera Barat	16.588	16.588	16.650	16.650	16.650	16.685
Riau	16.667	16.667	16.667	16.930	17.123	17.316
Jambi	11.364	11.364	11.364	11.364	11.364	11.185
Sumatera Selatan	8.088	8.270	8.300	8.421	8.421	8.421
Bengkulu	11.113	11.232	11.681	11.681	11.681	11.681
Lampung	10.086	10.216	10.216	10.216	10.216	10.216
Kep. Bangka Belitung	12.235	12.274	12.313	12.001	12.001	12.001
Kepulauan Riau	17.118	17.392	17.544	17.696	17.846	17.846
Jawa Barat	11.419	11.447	11.495	11.495	11.495	11.701
Jawa Tengah	8.744	8.762	8.783	8.686	8.686	8.686
D. I. Yogyakarta	7.629	7.629	7.682	7.682	7.682	7.682
Jawa Timur	9.513	9.605	9.605	9.622	9.622	9.705
Banten	11.935	11.935	12.037	12.105	12.105	12.105
Bali	11.904	12.019	12.019	12.041	12.041	12.145
Nusa Tenggara Barat	-	-	-	-	-	-
Nusa Tenggara Timur	9.982	10.036	10.157	10.266	10.266	10.266
Kalimantan Barat	11.123	11.233	11.233	11.282	11.467	11.467
Kalimantan Tengah	6.021	6.047	6.047	6.053	6.080	6.080
Kalimantan Selatan	5.205	5.235	5.295	5.295	5.295	5.337
Kalimantan Timur	10.214	10.214	10.214	10.214	10.222	10.484
Sulawesi Utara	4.821	4.821	4.821	5.018	5.268	5.149
Sulawesi Tengah	5.451	5.451	5.568	5.597	5.597	5.597
Sulawesi Selatan	8.468	8.468	8.468	8.514	8.514	8.825
Sulawesi Tenggara	6.635	6.635	6.635	6.635	6.635	6.635
Gorontalo	4.650	4.738	4.913	4.913	4.913	4.913
Sulawesi Barat	4.487	4.487	4.487	4.487	4.487	4.487
Maluku	10.676	10.830	11.291	11.291	11.291	11.291
Maluku Utara	15.369	15.369	15.369	15.369	15.369	15.016
Papua Barat	11.308	11.308	11.308	11.020	11.020	11.020
Papua	12.855	12.855	12.977	13.101	13.101	13.293
Nasional	10.145	10.192	10.257	10.277	10.342	10.387

Lanjutan Tabel 1.42

Provinsi	Juli	Agustus	September	Oktober	November	Desember	Rata-rata
(1)	(8)	(9)	(10)	(11)	(12)	(13)	(14)
Aceh	10.947	11.007	11.007	11.183	11.212	11.212	11.008
Sumatera Utara	13.824	13.965	14.018	14.018	14.018	14.393	13.252
Sumatera Barat	16.751	17.096	17.228	17.228	17.228	17.521	16.905
Riau	17.316	17.402	17.462	17.492	17.560	17.560	17.180
Jambi	11.244	11.309	11.816	11.816	12.055	12.055	11.525
Sumatera Selatan	8.451	8.451	8.451	8.451	8.451	8.451	8.386
Bengkulu	11.681	11.715	12.055	12.055	12.088	12.355	11.751
Lampung	10.216	10.293	10.293	10.354	10.505	10.707	10.295
Kep. Bangka Belitung	12.037	12.037	12.037	12.037	12.144	12.144	12.105
Kepulauan Riau	17.995	17.995	17.995	17.995	17.995	17.995	17.785
Jawa Barat	11.810	11.911	11.917	12.115	12.125	12.179	11.759
Jawa Tengah	8.686	8.686	8.826	8.985	9.028	9.028	8.799
D. I. Yogyakarta	7.682	7.682	7.682	7.682	7.716	7.716	7.679
Jawa Timur	9.767	9.829	9.829	9.895	9.908	9.939	9.737
Banten	12.105	12.105	12.105	12.105	12.105	12.356	12.092
Bali	12.223	12.300	12.300	12.382	12.399	12.438	12.184
Nusa Tenggara Barat	-	-	-	-	-	-	-
Nusa Tenggara Timur	10.266	10.266	10.266	10.266	10.907	11.093	10.336
Kalimantan Barat	11.519	11.519	11.519	11.735	11.735	11.879	11.476
Kalimantan Tengah	6.080	6.026	6.026	6.026	6.052	6.241	6.065
Kalimantan Selatan	5.337	5.397	5.397	5.397	5.397	5.458	5.337
Kalimantan Timur	10.746	10.812	10.812	10.812	10.812	10.812	10.531
Sulawesi Utara	5.149	5.149	5.149	5.149	5.149	5.149	5.066
Sulawesi Tengah	5.622	5.622	5.670	5.670	5.767	5.717	5.611
Sulawesi Selatan	8.912	8.956	8.956	8.956	8.956	8.956	8.746
Sulawesi Tenggara	6.635	6.635	6.635	6.635	6.635	6.635	6.635
Gorontalo	4.913	4.913	5.264	5.264	5.264	5.264	4.994
Sulawesi Barat	4.487	4.487	4.487	4.487	4.487	4.487	4.487
Maluku	11.227	11.355	11.355	11.610	11.610	11.610	11.286
Maluku Utara	15.016	15.016	15.016	15.016	15.016	15.016	15.163
Papua Barat	11.229	11.229	11.229	11.229	11.229	11.229	11.196
Papua	13.293	13.293	13.416	13.416	13.488	13.488	13.215
Nasional	10.425	10.466	10.523	10.563	10.614	10.680	10.406

Tabel 1.43
Harga Konsumen Perdesaan Kelompok Bahan Makanan, 2012
Daging Dalam Kaleng (Rp/Kaleng)

Provinsi	Januari	Februari	Maret	April	Mei	Juni
(1)	(2)	(3)	(4)	(5)	(6)	(7)
Aceh	14.744	14.744	14.744	14.744	14.744	14.744
Sumatera Utara	-	-	-	-	-	-
Sumatera Barat	-	-	-	-	-	-
Riau	19.500	19.500	19.500	19.500	19.500	19.500
Jambi	16.500	16.500	16.500	16.500	16.500	16.500
Sumatera Selatan	15.046	15.046	15.902	15.902	15.902	17.003
Bengkulu	13.674	13.674	13.674	13.674	13.674	13.674
Lampung	13.625	13.800	13.800	13.800	13.800	13.820
Kep. Bangka Belitung	16.667	16.667	16.667	16.667	16.667	16.667
Kepulauan Riau	17.032	17.032	17.032	17.248	17.248	17.248
Jawa Barat	13.738	13.818	13.927	13.927	13.927	13.927
Jawa Tengah	12.025	12.025	12.025	12.025	12.025	12.162
D. I. Yogyakarta	11.803	11.803	12.334	12.334	12.334	12.334
Jawa Timur	11.590	11.541	11.590	11.590	11.540	11.540
Banten	13.513	13.513	13.513	13.513	13.513	13.513
Bali	-	-	-	-	-	-
Nusa Tenggara Barat	-	-	-	-	-	-
Nusa Tenggara Timur	-	-	-	-	-	-
Kalimantan Barat	11.000	11.053	11.053	11.053	11.053	11.053
Kalimantan Tengah	15.725	15.725	15.725	15.725	15.725	15.807
Kalimantan Selatan	12.000	12.000	12.000	12.000	12.000	12.000
Kalimantan Timur	17.678	17.678	18.284	18.395	18.395	18.395
Sulawesi Utara	-	-	-	-	-	-
Sulawesi Tengah	15.510	15.510	15.510	15.510	15.510	15.510
Sulawesi Selatan	15.167	15.167	15.167	15.167	15.167	15.167
Sulawesi Tenggara	-	-	-	-	-	-
Gorontalo	-	-	-	-	-	-
Sulawesi Barat	15.335	15.335	15.335	15.335	15.335	15.335
Maluku	18.173	18.173	18.173	18.173	16.843	16.843
Maluku Utara	17.953	17.953	17.953	17.953	17.953	17.953
Papua Barat	19.536	19.536	19.536	20.091	20.091	20.091
Papua	17.900	17.900	18.484	18.484	18.353	18.353
Nasional	15.226	15.237	15.351	15.388	15.325	15.381

Lanjutan Tabel 1.43

Provinsi	Juli	Agustus	September	Oktober	November	Desember	Rata-rata
(1)	(8)	(9)	(10)	(11)	(12)	(13)	(14)
Aceh	14.744	14.744	14.744	14.744	14.744	14.744	14.744
Sumatera Utara	-	-	-	-	-	-	-
Sumatera Barat	-	-	-	-	-	-	-
Riau	19.842	19.842	19.842	20.184	20.184	20.184	19.757
Jambi	16.500	16.500	16.500	16.500	16.500	16.500	16.500
Sumatera Selatan	17.003	17.003	17.003	17.003	17.003	17.003	16.402
Bengkulu	13.674	13.674	13.674	13.674	13.674	13.674	13.674
Lampung	13.820	13.820	13.820	14.061	14.765	14.765	13.975
Kep. Bangka Belitung	16.556	16.556	16.556	16.778	16.778	16.778	16.667
Kepulauan Riau	17.463	17.463	17.463	17.463	17.463	17.463	17.302
Jawa Barat	14.300	14.384	14.504	14.524	14.524	14.524	14.169
Jawa Tengah	12.162	12.162	12.162	12.162	12.162	12.162	12.105
D. I. Yogyakarta	12.334	12.334	12.334	12.334	12.334	12.334	12.246
Jawa Timur	11.540	11.165	11.165	11.240	11.341	11.458	11.442
Banten	14.188	14.188	13.479	14.456	14.456	13.479	13.777
Bali	-	-	-	-	-	-	-
Nusa Tenggara Barat	-	-	-	-	-	-	-
Nusa Tenggara Timur	-	-	-	-	-	-	-
Kalimantan Barat	11.053	11.053	11.053	11.053	11.053	11.053	11.049
Kalimantan Tengah	15.807	15.807	15.807	15.807	15.807	15.807	15.773
Kalimantan Selatan	12.000	12.000	12.000	12.000	12.600	12.600	12.100
Kalimantan Timur	18.656	18.960	18.960	19.046	19.220	19.220	18.574
Sulawesi Utara	-	-	-	-	-	-	-
Sulawesi Tengah	15.510	15.510	15.510	15.510	15.510	15.510	15.510
Sulawesi Selatan	15.167	15.167	15.167	15.167	15.167	15.167	15.167
Sulawesi Tenggara	-	-	-	-	-	-	-
Gorontalo	-	-	-	-	-	-	-
Sulawesi Barat	15.335	15.335	15.335	15.335	15.335	15.335	15.335
Maluku	16.843	16.843	16.843	16.843	17.232	17.232	17.351
Maluku Utara	18.451	18.451	18.451	18.137	18.137	18.137	18.123
Papua Barat	20.091	20.091	20.091	20.091	20.091	20.714	20.004
Papua	18.254	18.254	18.254	18.254	18.254	18.254	18.250
Nasional	15.471	15.471	15.447	15.515	15.597	15.587	15.416

Tabel 1.44
Harga Konsumen Perdesaan Kelompok Bahan Makanan, 2012
Bakso (Rp/10 buah)

Provinsi	Januari	Februari	Maret	April	Mei	Juni
(1)	(2)	(3)	(4)	(5)	(6)	(7)
Aceh	7.375	7.375	7.375	7.582	7.674	7.886
Sumatera Utara	4.460	4.460	4.460	4.460	4.669	4.669
Sumatera Barat	6.667	6.667	6.667	6.667	6.667	6.667
Riau	5.919	5.919	5.919	5.919	5.919	5.919
Jambi	7.433	7.433	7.433	7.433	7.433	7.984
Sumatera Selatan	6.556	6.556	6.556	6.556	6.556	6.556
Bengkulu	8.075	8.075	8.075	8.075	8.075	8.075
Lampung	6.222	6.222	6.222	6.222	6.222	6.222
Kep. Bangka Belitung	6.647	6.647	6.647	6.647	6.647	6.647
Kepulauan Riau	5.769	5.769	5.769	6.058	5.950	5.950
Jawa Barat	7.398	7.385	7.467	7.514	7.635	7.635
Jawa Tengah	5.226	5.311	5.313	5.337	5.339	5.362
D. I. Yogyakarta	6.150	6.150	6.150	6.206	6.206	6.206
Jawa Timur	8.603	8.586	8.586	8.586	8.586	8.586
Banten	10.147	10.147	10.196	10.196	10.196	10.196
Bali	5.264	5.264	5.264	5.264	5.264	5.264
Nusa Tenggara Barat	11.400	11.400	11.400	11.400	11.400	11.400
Nusa Tenggara Timur	9.037	9.037	9.037	9.037	9.037	9.037
Kalimantan Barat	7.160	7.518	7.180	7.539	7.539	7.539
Kalimantan Tengah	8.857	8.857	8.857	8.857	9.000	9.140
Kalimantan Selatan	6.333	6.333	6.333	6.650	6.650	6.650
Kalimantan Timur	10.964	10.964	11.301	11.301	11.301	11.301
Sulawesi Utara	7.700	7.700	7.700	7.700	7.700	7.700
Sulawesi Tengah	10.492	10.492	10.492	10.941	10.941	10.866
Sulawesi Selatan	6.510	6.510	6.510	6.510	6.510	6.510
Sulawesi Tenggara	7.471	7.471	8.218	8.218	8.218	8.218
Gorontalo	-	-	-	-	-	-
Sulawesi Barat	7.601	7.601	7.601	7.601	7.601	7.839
Maluku	5.808	5.808	5.808	5.808	5.808	5.808
Maluku Utara	9.987	9.987	9.987	9.987	9.987	9.987
Papua Barat	10.907	10.907	10.907	10.907	10.907	10.907
Papua	13.151	13.151	13.151	13.151	13.151	13.151
Nasional	7.784	7.797	7.825	7.882	7.896	7.932

Lanjutan Tabel 1.44

Provinsi	Juli	Agustus	September	Oktober	November	Desember	Rata-rata
(1)	(8)	(9)	(10)	(11)	(12)	(13)	(14)
Aceh	7.886	7.886	7.886	7.886	7.886	7.942	7.720
Sumatera Utara	4.669	4.669	4.669	4.669	4.669	4.669	4.600
Sumatera Barat	6.667	7.000	7.000	7.000	7.167	7.167	6.833
Riau	5.919	5.919	5.919	5.919	5.919	5.919	5.919
Jambi	8.144	8.144	8.144	8.144	8.144	8.144	7.834
Sumatera Selatan	6.556	6.556	6.556	6.556	6.556	6.556	6.556
Bengkulu	8.075	8.075	8.075	8.075	8.075	8.075	8.075
Lampung	6.222	6.767	6.767	6.767	6.448	6.528	6.403
Kep. Bangka Belitung	6.647	6.647	6.647	6.647	6.647	6.647	6.647
Kepulauan Riau	5.950	5.950	5.950	5.950	5.950	5.845	5.905
Jawa Barat	7.689	7.689	7.777	7.763	7.776	7.857	7.632
Jawa Tengah	5.386	5.455	5.531	5.548	5.573	5.582	5.413
D. I. Yogyakarta	6.432	6.658	6.714	6.714	6.714	6.771	6.423
Jawa Timur	8.586	8.638	8.638	8.651	8.651	8.730	8.619
Banten	10.196	10.391	10.488	11.000	11.000	11.000	10.429
Bali	5.264	5.264	5.264	5.264	5.264	5.264	5.264
Nusa Tenggara Barat	11.400	11.666	11.666	11.666	11.666	11.476	11.495
Nusa Tenggara Timur	9.037	9.037	9.354	9.354	9.354	9.354	9.143
Kalimantan Barat	7.539	7.539	7.539	7.991	7.991	8.293	7.614
Kalimantan Tengah	9.140	9.140	9.140	9.140	9.140	9.140	9.034
Kalimantan Selatan	6.650	6.650	6.650	6.650	6.650	6.650	6.571
Kalimantan Timur	11.862	11.862	11.862	11.862	11.301	11.301	11.432
Sulawesi Utara	7.700	7.700	7.700	7.700	7.700	7.700	7.700
Sulawesi Tengah	10.866	10.866	10.866	10.866	10.866	11.166	10.810
Sulawesi Selatan	6.510	6.510	6.510	6.992	6.992	6.992	6.631
Sulawesi Tenggara	8.218	8.218	8.218	8.218	8.218	8.218	8.093
Gorontalo	-	-	-	-	-	-	-
Sulawesi Barat	7.839	7.839	7.839	7.839	7.839	8.329	7.781
Maluku	6.031	6.031	6.031	6.031	6.031	6.031	5.920
Maluku Utara	10.467	10.467	10.467	10.467	10.467	10.467	10.227
Papua Barat	10.907	10.907	10.907	10.907	10.907	10.907	10.907
Papua	13.151	13.151	13.151	13.151	13.151	13.151	13.151
Nasional	7.987	8.042	8.062	8.109	8.087	8.125	7.961

Tabel 1.45
Harga Konsumen Perdesaan Kelompok Bahan Makanan, 2012
Sosis (Rp/Bungkus)

Provinsi	Januari	Februari	Maret	April	Mei	Juni
(1)	(2)	(3)	(4)	(5)	(6)	(7)
Aceh	5.250	5.250	5.347	5.347	5.347	5.347
Sumatera Utara	6.390	6.390	6.390	6.390	6.654	6.654
Sumatera Barat	-	-	-	-	-	-
Riau	4.750	4.750	4.750	4.750	4.637	4.637
Jambi	5.163	5.364	5.364	5.364	5.364	5.163
Sumatera Selatan	5.125	5.125	5.125	5.125	5.125	5.125
Bengkulu	4.927	4.927	4.927	4.927	4.927	4.927
Lampung	6.750	6.698	6.647	6.708	6.647	6.647
Kep. Bangka Belitung	4.889	4.889	4.889	5.000	5.000	5.000
Kepulauan Riau	6.444	6.444	6.444	6.787	6.272	6.272
Jawa Barat	4.352	4.352	4.362	4.404	4.394	4.394
Jawa Tengah	4.266	4.285	4.266	4.185	4.194	4.204
D. I. Yogyakarta	4.416	4.416	4.416	4.416	4.416	4.416
Jawa Timur	4.301	4.301	4.327	4.323	4.321	4.322
Banten	5.954	5.954	5.954	5.994	5.994	5.994
Bali	6.545	6.545	6.545	6.736	6.736	6.736
Nusa Tenggara Barat	-	-	-	-	-	-
Nusa Tenggara Timur	-	-	-	-	-	-
Kalimantan Barat	5.700	6.090	6.090	6.090	6.090	6.090
Kalimantan Tengah	5.808	5.808	5.808	5.654	5.654	5.654
Kalimantan Selatan	5.440	5.440	5.440	5.440	5.440	5.440
Kalimantan Timur	9.739	9.739	9.739	9.900	9.900	9.900
Sulawesi Utara	-	-	-	-	-	-
Sulawesi Tengah	-	-	-	-	-	-
Sulawesi Selatan	5.923	5.923	5.923	5.923	5.963	5.963
Sulawesi Tenggara	-	-	-	-	-	-
Gorontalo	-	-	-	-	-	-
Sulawesi Barat	-	-	-	-	-	-
Maluku	7.000	7.000	7.000	7.000	7.000	7.000
Maluku Utara	9.141	9.141	9.141	9.141	9.141	9.141
Papua Barat	5.611	5.611	5.611	5.403	5.403	5.403
Papua	9.020	9.020	9.020	9.020	9.020	9.020
Nasional	5.954	5.978	5.980	6.001	5.985	5.977

Lanjutan Tabel 1.45

Provinsi	Juli	Agustus	September	Oktober	November	Desember	Rata-rata
(1)	(8)	(9)	(10)	(11)	(12)	(13)	(14)
Aceh	5.347	5.428	5.428	5.428	5.428	5.428	5.365
Sumatera Utara	6.654	6.654	6.654	6.654	6.654	6.654	6.566
Sumatera Barat	-	-	-	-	-	-	-
Riau	4.637	4.637	4.637	4.637	4.637	4.712	4.681
Jambi	5.566	5.700	5.700	5.700	5.700	5.700	5.487
Sumatera Selatan	5.125	5.125	5.125	5.125	5.125	5.125	5.125
Bengkulu	4.927	4.927	4.927	4.927	4.927	4.927	4.927
Lampung	6.647	6.647	6.647	6.879	6.879	6.879	6.723
Kep. Bangka Belitung	5.045	5.089	5.089	5.089	5.089	5.089	5.013
Kepulauan Riau	6.430	6.748	6.748	6.748	6.748	6.430	6.543
Jawa Barat	4.383	4.401	4.383	4.480	4.506	4.444	4.405
Jawa Tengah	4.221	4.218	4.199	4.203	4.203	4.203	4.220
D. I. Yogyakarta	4.416	4.416	4.416	4.416	4.820	4.820	4.484
Jawa Timur	4.347	4.345	4.336	4.336	4.336	4.343	4.328
Banten	5.994	5.994	5.994	5.994	5.994	5.994	5.984
Bali	6.736	6.736	6.736	6.716	6.716	6.716	6.683
Nusa Tenggara Barat	-	-	-	-	-	-	-
Nusa Tenggara Timur	-	-	-	-	-	-	-
Kalimantan Barat	6.090	6.090	6.090	6.090	6.090	6.090	6.058
Kalimantan Tengah	5.654	5.654	5.654	5.654	5.615	5.615	5.686
Kalimantan Selatan	5.440	5.440	5.440	5.440	5.440	5.440	5.440
Kalimantan Timur	9.900	9.900	9.826	9.826	9.826	9.826	9.835
Sulawesi Utara	-	-	-	-	-	-	-
Sulawesi Tengah	-	-	-	-	-	-	-
Sulawesi Selatan	5.963	5.963	5.963	5.963	5.963	5.963	5.950
Sulawesi Tenggara	-	-	-	-	-	-	-
Gorontalo	-	-	-	-	-	-	-
Sulawesi Barat	-	-	-	-	-	-	-
Maluku	6.860	6.860	6.860	6.860	6.860	6.860	6.930
Maluku Utara	9.141	9.141	9.141	9.141	9.141	9.141	9.141
Papua Barat	5.403	5.403	5.403	5.403	5.403	5.403	5.455
Papua	9.020	9.020	9.020	9.020	9.020	9.020	9.020
Nasional	5.998	6.022	6.017	6.030	6.047	6.034	6.002

Tabel 1.46
Harga Konsumen Perdesaan Kelompok Bahan Makanan, 2012
Susu Kental Manis Putih (Rp/Kaleng)

Provinsi	Januari	Februari	Maret	April	Mei	Juni
(1)	(2)	(3)	(4)	(5)	(6)	(7)
Aceh	8.434	8.497	8.645	8.656	8.754	8.765
Sumatera Utara	7.988	8.021	8.087	8.320	8.413	8.432
Sumatera Barat	7.644	7.663	7.682	7.691	7.711	7.759
Riau	8.035	8.035	8.035	8.066	8.086	8.118
Jambi	7.996	8.007	8.019	8.042	8.042	8.030
Sumatera Selatan	8.281	8.302	8.302	8.325	8.325	8.393
Bengkulu	8.003	8.003	8.003	7.992	7.992	7.992
Lampung	8.028	8.042	8.042	8.042	8.069	8.057
Kep. Bangka Belitung	8.787	8.836	8.836	8.831	8.843	8.867
Kepulauan Riau	7.486	7.486	7.458	7.540	7.540	7.540
Jawa Barat	7.911	7.930	7.970	7.980	7.996	7.981
Jawa Tengah	8.170	8.217	8.232	8.272	8.302	8.299
D. I. Yogyakarta	8.010	8.010	8.075	8.081	8.081	8.081
Jawa Timur	7.731	7.757	7.762	7.780	7.813	7.826
Banten	8.030	8.042	8.084	8.084	8.155	8.143
Bali	7.940	7.973	8.001	8.001	8.106	8.143
Nusa Tenggara Barat	8.992	8.992	9.069	9.085	9.038	9.038
Nusa Tenggara Timur	8.644	8.701	8.726	8.738	8.809	8.809
Kalimantan Barat	7.924	7.984	7.994	8.112	8.112	8.112
Kalimantan Tengah	7.679	7.714	7.726	7.833	7.898	7.910
Kalimantan Selatan	7.610	7.610	7.670	7.690	7.690	7.690
Kalimantan Timur	8.748	8.748	8.784	8.784	8.784	8.810
Sulawesi Utara	7.625	7.684	7.688	7.688	7.773	7.773
Sulawesi Tengah	8.229	8.344	8.390	8.449	8.449	8.424
Sulawesi Selatan	8.004	8.004	8.026	8.026	8.026	8.048
Sulawesi Tenggara	8.452	8.462	8.462	8.481	8.481	8.501
Gorontalo	7.800	7.800	7.800	7.833	7.833	7.850
Sulawesi Barat	8.485	8.517	8.517	8.550	8.749	8.749
Maluku	9.174	9.174	9.244	9.399	9.399	9.299
Maluku Utara	9.023	9.023	9.219	9.171	9.228	9.241
Papua Barat	10.078	10.130	10.147	10.147	10.166	10.123
Papua	9.941	10.012	10.012	10.060	10.119	10.119
Nasional	8.278	8.304	8.335	8.367	8.399	8.404

Lanjutan Tabel 1.46

Provinsi	Juli	Agustus	September	Oktober	November	Desember	Rata-rata
(1)	(8)	(9)	(10)	(11)	(12)	(13)	(14)
Aceh	8.765	8.779	8.779	8.812	8.827	8.865	8.715
Sumatera Utara	8.514	8.515	8.515	8.610	8.610	8.647	8.389
Sumatera Barat	7.759	7.813	7.822	7.822	7.822	7.822	7.751
Riau	8.158	8.158	8.189	8.200	8.200	8.137	8.118
Jambi	8.030	8.166	8.166	8.177	8.200	8.234	8.092
Sumatera Selatan	8.427	8.506	8.533	8.601	8.669	8.658	8.443
Bengkulu	7.992	8.059	8.059	8.059	8.059	8.059	8.023
Lampung	8.116	8.164	8.235	8.338	8.338	8.338	8.151
Kep. Bangka Belitung	8.892	8.953	8.953	8.953	8.965	8.965	8.890
Kepulauan Riau	7.551	7.525	7.525	7.525	7.525	7.525	7.519
Jawa Barat	8.031	8.063	8.087	8.094	8.109	8.128	8.023
Jawa Tengah	8.296	8.352	8.367	8.397	8.399	8.411	8.310
D. I. Yogyakarta	8.111	8.179	8.179	8.215	8.215	8.308	8.129
Jawa Timur	7.864	7.914	7.914	7.955	7.967	7.977	7.855
Banten	8.152	8.232	8.261	8.261	8.254	8.251	8.162
Bali	8.147	8.147	8.147	8.147	8.149	8.149	8.088
Nusa Tenggara Barat	9.054	9.071	9.071	9.071	9.108	9.108	9.058
Nusa Tenggara Timur	8.809	9.000	9.000	9.000	9.126	9.138	8.875
Kalimantan Barat	8.126	8.150	8.250	8.259	8.259	8.331	8.134
Kalimantan Tengah	7.923	8.021	8.057	8.225	8.433	8.433	7.988
Kalimantan Selatan	7.690	7.934	8.076	8.176	8.176	8.146	7.847
Kalimantan Timur	8.810	9.025	9.025	9.127	9.216	9.142	8.917
Sulawesi Utara	7.805	7.910	7.910	7.910	7.910	7.922	7.800
Sulawesi Tengah	8.415	8.469	8.540	8.540	8.550	8.604	8.450
Sulawesi Selatan	8.071	8.150	8.207	8.207	8.259	8.296	8.110
Sulawesi Tenggara	8.511	8.540	8.540	8.540	8.540	8.628	8.512
Gorontalo	7.850	7.850	7.850	7.850	7.924	7.924	7.847
Sulawesi Barat	8.783	8.836	8.836	8.870	8.870	8.870	8.719
Maluku	9.416	9.423	9.487	9.517	9.568	9.568	9.389
Maluku Utara	9.284	9.328	9.412	9.454	9.454	9.475	9.276
Papua Barat	10.190	10.142	10.154	10.215	10.215	10.232	10.162
Papua	10.119	10.170	10.170	10.099	10.122	10.113	10.088
Nasional	8.427	8.486	8.510	8.538	8.564	8.575	8.432

Tabel 1.47
Harga Konsumen Perdesaan Kelompok Bahan Makanan, 2012
Susu Perah/Murni (Rp/Liter)

Provinsi	Januari	Februari	Maret	April	Mei	Juni
(1)	(2)	(3)	(4)	(5)	(6)	(7)
Aceh	-	-	-	-	-	-
Sumatera Utara	10.474	10.474	10.474	10.474	10.474	10.474
Sumatera Barat	-	-	-	-	-	-
Riau	-	-	-	-	-	-
Jambi	-	-	-	-	-	-
Sumatera Selatan	5.000	5.000	5.000	5.000	5.000	5.000
Bengkulu	4.000	4.000	4.000	4.000	4.000	4.000
Lampung	-	-	-	-	-	-
Kep. Bangka Belitung	-	-	-	-	-	-
Kepulauan Riau	-	-	-	-	-	-
Jawa Barat	6.274	6.274	6.274	6.274	6.284	6.284
Jawa Tengah	7.097	7.156	7.543	7.543	7.543	7.543
D. I. Yogyakarta	4.350	4.350	4.500	4.500	4.500	4.500
Jawa Timur	5.847	5.806	5.930	5.938	5.959	5.992
Banten	-	-	-	-	-	-
Bali	-	-	-	-	-	-
Nusa Tenggara Barat	-	-	-	-	-	-
Nusa Tenggara Timur	5.000	5.000	5.000	5.000	5.000	5.000
Kalimantan Barat	-	-	-	-	-	-
Kalimantan Tengah	-	-	-	-	-	-
Kalimantan Selatan	-	-	-	-	-	-
Kalimantan Timur	-	-	-	-	-	-
Sulawesi Utara	-	-	-	-	-	-
Sulawesi Tengah	-	-	-	-	-	-
Sulawesi Selatan	-	-	-	-	-	-
Sulawesi Tenggara	-	-	-	-	-	-
Gorontalo	-	-	-	-	-	-
Sulawesi Barat	-	-	-	-	-	-
Maluku	-	-	-	-	-	-
Maluku Utara	-	-	-	-	-	-
Papua Barat	-	-	-	-	-	-
Papua	8.800	8.800	8.800	8.800	8.800	8.800
Nasional	6.316	6.318	6.391	6.392	6.396	6.399

Lanjutan Tabel 1.47

Provinsi	Juli	Agustus	September	Oktober	November	Desember	Rata-rata
(1)	(8)	(9)	(10)	(11)	(12)	(13)	(14)
Aceh	-	-	-	-	-	-	-
Sumatera Utara	10.474	10.474	10.474	10.474	10.474	10.474	10.474
Sumatera Barat	-	-	-	-	-	-	-
Riau	-	-	-	-	-	-	-
Jambi	-	-	-	-	-	-	-
Sumatera Selatan	5.000	5.000	5.000	5.000	5.000	5.000	5.000
Bengkulu	4.000	4.000	4.000	4.000	4.000	4.000	4.000
Lampung	-	-	-	-	-	-	-
Kep. Bangka Belitung	-	-	-	-	-	-	-
Kepulauan Riau	-	-	-	-	-	-	-
Jawa Barat	6.186	6.186	6.186	6.186	6.205	6.205	6.235
Jawa Tengah	7.801	7.801	7.801	7.801	7.930	7.930	7.624
D. I. Yogyakarta	4.500	4.750	4.750	4.750	5.000	5.000	4.621
Jawa Timur	6.004	6.130	6.130	6.130	6.057	6.057	5.998
Banten	-	-	-	-	-	-	-
Bali	-	-	-	-	-	-	-
Nusa Tenggara Barat	-	-	-	-	-	-	-
Nusa Tenggara Timur	5.000	5.000	5.000	5.000	5.000	5.000	5.000
Kalimantan Barat	-	-	-	-	-	-	-
Kalimantan Tengah	-	-	-	-	-	-	-
Kalimantan Selatan	-	-	-	-	-	-	-
Kalimantan Timur	-	-	-	-	-	-	-
Sulawesi Utara	-	-	-	-	-	-	-
Sulawesi Tengah	-	-	-	-	-	-	-
Sulawesi Selatan	-	-	-	-	-	-	-
Sulawesi Tenggara	-	-	-	-	-	-	-
Gorontalo	-	-	-	-	-	-	-
Sulawesi Barat	-	-	-	-	-	-	-
Maluku	-	-	-	-	-	-	-
Maluku Utara	-	-	-	-	-	-	-
Papua Barat	-	-	-	-	-	-	-
Papua	8.800	8.800	8.800	8.800	8.800	8.800	8.800
Nasional	6.418	6.460	6.460	6.460	6.496	6.496	6.417

Tabel 1.48
Harga Konsumen Perdesaan Kelompok Bahan Makanan, 2012
Susu Bubuk Instan (Rp/Kotak)

Provinsi	Januari	Februari	Maret	April	Mei	Juni
(1)	(2)	(3)	(4)	(5)	(6)	(7)
Aceh	28.291	28.291	28.563	28.973	28.954	28.849
Sumatera Utara	32.065	32.175	32.175	32.175	32.175	32.539
Sumatera Barat	27.606	27.638	27.793	28.020	28.020	28.341
Riau	29.692	29.876	30.378	30.606	30.349	30.306
Jambi	29.373	29.973	29.973	29.973	29.973	30.550
Sumatera Selatan	30.241	30.241	30.241	30.612	30.746	30.629
Bengkulu	33.105	33.421	33.863	33.863	33.927	34.183
Lampung	27.498	28.056	28.101	27.990	28.060	28.060
Kep. Bangka Belitung	30.111	30.111	30.561	30.529	30.715	30.777
Kepulauan Riau	30.939	31.009	30.868	31.083	31.244	31.244
Jawa Barat	27.710	27.744	27.744	27.650	27.780	27.852
Jawa Tengah	28.472	28.727	28.782	28.866	28.863	28.874
D. I. Yogyakarta	25.672	25.762	26.123	26.283	26.283	26.283
Jawa Timur	27.792	27.913	28.070	28.201	28.292	28.357
Banten	30.112	30.393	30.548	30.754	30.746	30.893
Bali	25.870	26.027	26.558	27.404	27.514	27.740
Nusa Tenggara Barat	32.325	32.325	32.430	32.456	32.509	32.509
Nusa Tenggara Timur	33.259	33.298	33.650	33.650	33.670	33.565
Kalimantan Barat	30.645	31.127	31.172	31.335	31.335	31.486
Kalimantan Tengah	31.276	31.890	32.081	32.295	32.414	32.414
Kalimantan Selatan	29.889	29.889	29.889	29.889	30.004	30.004
Kalimantan Timur	31.917	31.800	31.987	32.030	31.820	31.820
Sulawesi Utara	26.744	26.962	27.203	27.203	27.586	27.586
Sulawesi Tengah	32.942	32.942	33.115	33.115	33.115	33.038
Sulawesi Selatan	30.259	30.259	30.259	30.348	30.348	30.348
Sulawesi Tenggara	32.234	32.269	32.269	32.412	32.412	32.412
Gorontalo	29.082	29.082	29.082	31.075	31.075	31.075
Sulawesi Barat	32.775	33.120	33.120	33.120	33.120	33.120
Maluku	28.737	28.763	29.403	29.584	29.609	30.008
Maluku Utara	33.592	33.592	33.881	34.153	34.153	34.207
Papua Barat	33.652	33.652	34.009	34.143	34.143	34.143
Papua	28.187	28.187	28.390	28.390	28.544	28.596
Nasional	30.065	30.204	30.384	30.568	30.609	30.681

Lanjutan Tabel 1.48

Provinsi	Juli	Agustus	September	Oktober	November	Desember	Rata-rata
(1)	(8)	(9)	(10)	(11)	(12)	(13)	(14)
Aceh	29.326	29.326	29.326	29.433	29.433	29.433	29.016
Sumatera Utara	32.919	32.919	33.525	34.520	35.115	34.575	33.073
Sumatera Barat	28.341	28.519	28.519	28.519	28.720	28.639	28.223
Riau	30.347	30.389	30.517	30.431	30.431	30.453	30.315
Jambi	30.673	31.073	31.454	31.609	32.293	32.355	30.772
Sumatera Selatan	30.696	30.831	31.252	31.269	31.319	31.319	30.783
Bengkulu	34.638	34.816	34.816	34.888	34.888	34.674	34.257
Lampung	28.197	28.378	28.378	28.763	28.763	28.763	28.250
Kep. Bangka Belitung	30.809	31.026	31.026	31.182	31.275	31.338	30.788
Kepulauan Riau	31.309	31.240	31.295	31.366	31.366	31.366	31.194
Jawa Barat	27.885	28.020	28.061	28.291	28.283	28.361	27.948
Jawa Tengah	29.094	29.287	29.324	29.473	29.574	29.561	29.075
D. I. Yogyakarta	26.283	26.417	26.417	26.417	26.417	26.501	26.238
Jawa Timur	28.461	28.505	28.565	28.759	28.860	28.768	28.379
Banten	30.855	30.932	31.211	31.345	31.399	31.449	30.886
Bali	27.743	27.798	27.812	28.061	28.241	28.656	27.452
Nusa Tenggara Barat	32.561	32.272	32.328	32.328	32.328	32.328	32.391
Nusa Tenggara Timur	33.740	33.740	33.740	33.740	34.506	34.573	33.761
Kalimantan Barat	31.614	31.518	31.652	32.045	32.113	32.238	31.523
Kalimantan Tengah	32.708	32.708	32.708	32.765	32.841	33.019	32.427
Kalimantan Selatan	30.335	30.463	30.514	30.514	30.514	30.552	30.205
Kalimantan Timur	31.820	32.465	32.666	32.747	33.472	33.433	32.331
Sulawesi Utara	28.020	28.020	28.020	28.020	28.020	28.020	27.617
Sulawesi Tengah	33.154	33.154	33.308	33.404	33.404	33.804	33.208
Sulawesi Selatan	30.348	30.348	30.348	29.972	30.833	31.364	30.419
Sulawesi Tenggara	32.412	32.666	32.666	32.666	32.784	32.784	32.499
Gorontalo	31.075	31.841	31.841	31.841	31.841	31.841	30.896
Sulawesi Barat	33.278	33.278	33.516	33.516	33.516	33.516	33.250
Maluku	30.087	30.114	30.114	30.263	30.347	30.347	29.781
Maluku Utara	34.207	34.420	34.515	34.657	34.657	34.586	34.218
Papua Barat	34.143	34.521	34.545	34.545	34.545	33.446	34.124
Papua	28.773	28.773	28.517	29.090	29.044	29.759	28.687
Nasional	30.808	30.930	31.015	31.139	31.286	31.307	30.750

Tabel 1.49
Harga Konsumen Perdesaan Kelompok Bahan Makanan, 2012
Susu Cair Kemasan (Rp/Kemas)

Provinsi	Januari	Februari	Maret	April	Mei	Juni
(1)	(2)	(3)	(4)	(5)	(6)	(7)
Aceh	3.057	3.057	3.057	3.057	3.057	3.057
Sumatera Utara	2.257	2.257	2.257	2.257	2.410	2.410
Sumatera Barat	4.293	4.293	4.293	4.293	4.293	4.293
Riau	3.505	3.505	3.576	3.722	3.722	3.722
Jambi	3.370	3.395	3.395	3.395	3.395	3.629
Sumatera Selatan	3.259	3.259	3.259	3.472	3.472	3.472
Bengkulu	2.363	2.388	2.388	2.439	2.439	2.439
Lampung	3.465	3.514	3.514	3.520	3.548	3.548
Kep. Bangka Belitung	3.816	3.921	4.047	4.047	4.047	4.047
Kepulauan Riau	3.699	3.699	3.652	3.669	3.669	3.669
Jawa Barat	2.609	2.618	2.601	2.610	2.610	2.610
Jawa Tengah	2.517	2.540	2.549	2.562	2.579	2.581
D. I. Yogyakarta	3.282	3.282	3.282	3.304	3.304	3.304
Jawa Timur	2.827	2.846	2.845	2.857	2.868	2.874
Banten	2.813	2.847	2.847	2.847	2.847	2.813
Bali	3.524	3.546	3.546	3.546	3.546	3.575
Nusa Tenggara Barat	3.463	3.463	3.463	3.463	3.504	3.504
Nusa Tenggara Timur	6.657	6.657	6.657	6.657	6.720	6.720
Kalimantan Barat	3.322	3.322	3.322	3.251	3.268	3.372
Kalimantan Tengah	2.955	2.955	2.955	2.955	2.979	2.979
Kalimantan Selatan	3.181	3.220	3.239	3.249	3.249	3.249
Kalimantan Timur	4.754	4.754	4.754	4.789	4.789	4.789
Sulawesi Utara	3.611	3.611	3.798	3.798	3.946	3.946
Sulawesi Tengah	3.485	3.529	3.529	3.529	3.529	3.500
Sulawesi Selatan	3.268	3.268	3.269	3.379	3.379	3.379
Sulawesi Tenggara	3.969	3.969	3.969	3.969	3.969	3.969
Gorontalo	2.819	2.819	2.819	2.819	2.819	2.819
Sulawesi Barat	4.205	4.205	4.205	4.337	4.337	4.337
Maluku	6.188	6.188	6.606	6.606	6.606	6.606
Maluku Utara	4.469	4.469	4.469	4.490	4.771	4.790
Papua Barat	5.646	5.646	5.775	5.750	5.750	5.750
Papua	4.851	4.851	4.851	4.851	4.851	4.851
Nasional	3.672	3.684	3.712	3.734	3.758	3.769

Lanjutan Tabel 1.49

Provinsi	Juli	Agustus	September	Oktober	November	Desember	Rata-rata
(1)	(8)	(9)	(10)	(11)	(12)	(13)	(14)
Aceh	3.057	3.057	3.057	3.057	3.042	3.034	3.054
Sumatera Utara	2.410	2.410	2.589	2.589	2.589	2.666	2.425
Sumatera Barat	4.293	4.293	4.293	4.293	4.293	4.293	4.293
Riau	3.722	3.722	3.763	3.763	3.763	3.763	3.687
Jambi	3.629	3.629	3.629	3.629	3.629	3.629	3.529
Sumatera Selatan	3.602	3.602	3.602	3.602	3.612	3.612	3.485
Bengkulu	2.439	2.516	2.516	2.529	2.542	2.542	2.462
Lampung	3.559	3.613	3.531	3.531	3.526	3.526	3.533
Kep. Bangka Belitung	4.047	4.047	4.096	4.096	4.096	4.169	4.039
Kepulauan Riau	3.669	3.704	3.713	3.713	3.768	3.768	3.699
Jawa Barat	2.625	2.648	2.654	2.680	2.679	2.682	2.635
Jawa Tengah	2.582	2.617	2.617	2.619	2.622	2.622	2.584
D. I. Yogyakarta	3.304	3.304	3.304	3.323	3.355	3.355	3.308
Jawa Timur	2.894	2.907	2.911	2.924	2.924	2.928	2.884
Banten	2.847	2.947	2.947	2.947	2.947	2.947	2.883
Bali	3.584	3.762	3.762	3.762	3.762	3.904	3.651
Nusa Tenggara Barat	3.504	3.504	3.504	3.504	3.504	3.504	3.490
Nusa Tenggara Timur	6.720	6.720	6.720	6.720	6.720	6.720	6.699
Kalimantan Barat	3.426	3.486	3.486	3.486	3.486	3.486	3.393
Kalimantan Tengah	3.070	3.070	3.070	3.070	3.065	3.065	3.016
Kalimantan Selatan	3.249	3.249	3.233	3.249	3.249	3.299	3.243
Kalimantan Timur	4.789	4.836	4.836	4.836	4.836	4.883	4.804
Sulawesi Utara	3.946	3.946	3.946	3.946	3.946	3.946	3.866
Sulawesi Tengah	3.500	3.500	3.500	3.544	3.574	3.656	3.531
Sulawesi Selatan	3.430	3.430	3.430	3.413	3.443	3.443	3.378
Sulawesi Tenggara	3.969	3.969	4.038	4.038	4.038	4.038	3.992
Gorontalo	2.819	2.819	2.819	2.819	2.819	2.819	2.819
Sulawesi Barat	4.337	4.337	4.337	4.337	4.337	4.337	4.304
Maluku	6.606	6.606	6.606	6.691	6.691	6.594	6.550
Maluku Utara	4.790	4.790	4.790	4.790	4.790	4.790	4.683
Papua Barat	5.750	5.750	5.750	5.750	5.750	5.724	5.732
Papua	4.964	4.964	4.964	5.019	5.019	5.135	4.931
Nasional	3.785	3.805	3.813	3.821	3.825	3.840	3.768

Tabel 1.50
Harga Konsumen Perdesaan Kelompok Bahan Makanan, 2012
Susu Bubuk Bayi (Rp/Kotak)

Provinsi	Januari	Februari	Maret	April	Mei	Juni
(1)	(2)	(3)	(4)	(5)	(6)	(7)
Aceh	28.665	28.665	28.898	28.898	29.201	29.201
Sumatera Utara	34.029	34.029	34.162	34.470	34.684	35.026
Sumatera Barat	28.091	28.365	28.456	28.639	28.639	28.820
Riau	28.091	28.141	28.498	28.498	28.498	28.741
Jambi	30.789	30.733	30.839	31.021	31.021	31.459
Sumatera Selatan	34.942	34.942	35.146	35.451	35.349	35.807
Bengkulu	28.980	29.105	29.522	29.522	29.522	31.267
Lampung	29.498	29.498	29.664	29.664	29.664	29.664
Kep. Bangka Belitung	35.983	36.200	36.526	36.453	36.518	37.228
Kepulauan Riau	37.087	37.517	37.517	37.665	37.691	37.729
Jawa Barat	29.551	29.551	29.551	29.611	29.626	29.698
Jawa Tengah	29.596	29.887	29.888	29.809	29.853	29.825
D. I. Yogyakarta	29.710	29.710	30.140	31.160	31.026	31.026
Jawa Timur	31.203	31.261	31.674	31.786	31.786	31.903
Banten	30.323	30.283	30.681	30.489	30.482	30.821
Bali	31.213	31.599	32.104	32.012	32.012	32.376
Nusa Tenggara Barat	29.167	29.167	29.328	29.328	29.328	29.328
Nusa Tenggara Timur	35.064	35.064	35.379	35.379	35.478	35.341
Kalimantan Barat	34.228	34.607	34.807	34.948	34.948	35.536
Kalimantan Tengah	33.370	33.686	33.686	33.792	33.792	34.084
Kalimantan Selatan	27.957	27.957	27.957	27.957	27.993	27.993
Kalimantan Timur	55.290	54.736	55.132	54.934	55.509	56.168
Sulawesi Utara	33.123	33.220	33.395	33.395	33.847	33.847
Sulawesi Tengah	32.499	32.499	32.581	32.622	32.622	32.663
Sulawesi Selatan	35.635	35.635	35.635	35.714	35.714	35.714
Sulawesi Tenggara	28.549	28.663	28.740	28.740	28.740	28.740
Gorontalo	27.210	27.210	27.173	27.662	27.662	27.662
Sulawesi Barat	30.000	30.029	30.096	30.096	30.096	30.096
Maluku	36.199	36.328	36.349	36.510	37.057	37.311
Maluku Utara	35.024	35.024	35.024	35.024	35.024	35.024
Papua Barat	34.684	34.684	34.684	34.684	34.928	36.316
Papua	33.084	33.084	32.977	32.977	33.066	33.066
Nasional	32.464	32.534	32.694	32.778	32.855	33.109

Lanjutan Tabel 1.50

Provinsi	Juli	Agustus	September	Oktober	November	Desember	Rata-rata
(1)	(8)	(9)	(10)	(11)	(12)	(13)	(14)
Aceh	29.393	29.393	29.393	29.393	29.431	29.431	29.164
Sumatera Utara	35.730	35.730	36.063	37.507	37.759	37.802	35.583
Sumatera Barat	28.820	29.047	29.047	29.047	29.047	29.293	28.776
Riau	28.498	28.498	28.802	28.802	28.802	28.802	28.556
Jambi	31.485	31.629	31.681	31.602	31.602	31.916	31.315
Sumatera Selatan	35.807	35.858	36.264	36.264	36.518	36.518	35.739
Bengkulu	30.241	30.378	30.446	30.686	30.686	30.446	30.067
Lampung	29.664	29.664	29.703	29.945	29.945	29.973	29.712
Kep. Bangka Belitung	37.292	37.486	37.486	37.679	37.679	37.712	37.020
Kepulauan Riau	37.921	37.921	38.124	39.015	39.015	39.028	38.019
Jawa Barat	29.919	30.077	30.270	30.356	30.484	30.499	29.933
Jawa Tengah	29.899	29.914	29.938	30.105	30.376	30.516	29.967
D. I. Yogyakarta	31.026	31.026	31.026	31.026	31.043	31.043	30.747
Jawa Timur	31.927	31.994	32.099	32.124	32.208	32.294	31.855
Banten	32.323	32.323	32.077	32.257	32.576	32.576	31.434
Bali	32.376	32.376	32.401	32.401	32.401	32.401	32.140
Nusa Tenggara Barat	29.328	29.328	29.328	29.409	29.409	29.240	29.308
Nusa Tenggara Timur	35.341	35.341	35.467	35.467	35.984	36.131	35.453
Kalimantan Barat	35.818	35.818	35.946	35.993	35.993	36.018	35.388
Kalimantan Tengah	34.493	34.581	34.581	34.526	34.526	34.643	34.147
Kalimantan Selatan	27.993	28.197	28.197	28.197	28.197	28.678	28.106
Kalimantan Timur	56.870	57.032	57.465	57.357	57.357	57.411	56.272
Sulawesi Utara	33.886	33.952	33.952	33.952	33.952	34.501	33.752
Sulawesi Tengah	32.663	33.285	33.412	33.690	33.618	33.893	33.004
Sulawesi Selatan	35.838	36.321	36.790	36.790	37.589	37.589	36.247
Sulawesi Tenggara	28.740	28.740	28.740	28.740	28.740	28.740	28.717
Gorontalo	27.622	28.584	28.584	28.584	28.584	28.584	27.927
Sulawesi Barat	30.255	30.334	30.334	30.947	30.947	30.947	30.348
Maluku	37.870	37.870	37.954	38.199	38.199	38.166	37.334
Maluku Utara	35.024	35.024	35.024	36.551	36.760	36.538	35.422
Papua Barat	36.316	36.683	36.777	36.777	37.586	39.582	36.142
Papua	33.393	33.393	33.393	33.393	34.104	34.496	33.369
Nasional	33.243	33.369	33.461	33.649	33.785	33.919	33.155

Tabel 1.51
Harga Konsumen Perdesaan Kelompok Bahan Makanan, 2012
Makanan Bayi (Rp/Kotak)

Provinsi	Januari	Februari	Maret	April	Mei	Juni
(1)	(2)	(3)	(4)	(5)	(6)	(7)
Aceh	13.672	13.672	14.005	14.086	15.062	15.062
Sumatera Utara	9.067	9.067	9.067	9.827	9.827	9.827
Sumatera Barat	15.399	15.399	15.399	15.722	15.722	15.949
Riau	14.838	14.838	14.838	14.562	14.562	14.562
Jambi	14.639	14.858	14.945	15.136	15.136	15.050
Sumatera Selatan	15.422	15.422	15.422	15.705	15.705	15.705
Bengkulu	13.425	13.523	13.371	13.905	13.905	13.905
Lampung	10.610	10.735	10.669	10.734	10.764	10.764
Kep. Bangka Belitung	13.623	13.289	14.051	14.051	14.144	14.190
Kepulauan Riau	15.570	16.626	16.626	16.726	16.726	16.866
Jawa Barat	10.763	10.763	10.763	10.777	10.793	10.766
Jawa Tengah	11.308	11.359	11.359	11.359	11.355	11.355
D. I. Yogyakarta	10.705	10.705	10.745	10.843	10.867	10.867
Jawa Timur	11.016	11.024	11.036	11.061	11.045	11.061
Banten	11.196	11.196	11.170	11.390	11.311	11.311
Bali	10.051	10.790	10.877	10.877	10.877	10.877
Nusa Tenggara Barat	13.500	13.500	13.750	13.750	13.750	13.750
Nusa Tenggara Timur	15.110	15.110	15.110	15.165	15.915	15.915
Kalimantan Barat	18.507	18.507	18.507	18.994	18.994	19.071
Kalimantan Tengah	13.091	13.091	13.091	13.091	13.091	13.091
Kalimantan Selatan	12.847	12.847	13.020	13.020	13.020	13.020
Kalimantan Timur	16.681	16.771	16.830	16.830	16.830	16.830
Sulawesi Utara	10.063	10.162	10.162	10.162	10.380	10.380
Sulawesi Tengah	15.690	15.499	15.499	15.499	15.499	15.381
Sulawesi Selatan	14.491	14.491	14.491	14.491	14.491	14.491
Sulawesi Tenggara	11.546	11.892	11.978	11.978	11.978	11.978
Gorontalo	12.315	12.315	12.315	12.536	12.536	12.536
Sulawesi Barat	14.688	14.688	14.813	14.813	14.813	14.813
Maluku	19.151	19.151	19.416	19.416	19.248	19.248
Maluku Utara	16.676	16.676	16.676	16.834	17.111	17.111
Papua Barat	16.195	16.292	16.448	16.448	16.448	16.448
Papua	10.705	10.705	10.727	10.727	10.727	10.771
Nasional	13.517	13.593	13.662	13.766	13.832	13.842

Lanjutan Tabel 1.51

Provinsi	Juli	Agustus	September	Oktober	November	Desember	Rata-rata
(1)	(8)	(9)	(10)	(11)	(12)	(13)	(14)
Aceh	15.062	15.062	15.062	15.062	15.008	15.008	14.652
Sumatera Utara	9.827	9.827	9.827	9.827	9.827	9.827	9.637
Sumatera Barat	15.949	16.101	16.101	16.101	16.101	16.101	15.837
Riau	14.562	14.673	14.673	14.673	14.673	14.728	14.682
Jambi	15.117	15.312	15.312	15.410	15.410	15.410	15.144
Sumatera Selatan	15.705	15.705	15.705	15.988	16.083	16.083	15.721
Bengkulu	13.905	13.905	14.288	14.288	14.288	14.288	13.916
Lampung	10.776	10.776	10.857	11.039	11.039	11.039	10.817
Kep. Bangka Belitung	13.912	13.959	13.959	13.959	13.634	13.634	13.867
Kepulauan Riau	16.953	17.079	17.329	17.329	17.329	17.398	16.880
Jawa Barat	10.842	10.958	10.985	11.016	11.003	11.003	10.869
Jawa Tengah	11.455	11.439	11.493	11.569	11.584	11.584	11.435
D. I. Yogyakarta	10.867	10.867	10.867	10.867	11.016	11.016	10.852
Jawa Timur	11.115	11.130	11.265	11.319	11.294	11.316	11.140
Banten	11.311	11.337	11.337	11.337	11.399	11.399	11.308
Bali	10.885	10.929	10.929	10.929	11.061	11.061	10.845
Nusa Tenggara Barat	13.750	13.750	13.750	13.750	13.750	13.750	13.708
Nusa Tenggara Timur	15.915	15.915	15.915	15.915	15.915	16.058	15.663
Kalimantan Barat	19.225	19.340	19.340	19.340	19.340	19.340	19.042
Kalimantan Tengah	13.265	13.309	13.309	13.484	13.484	13.484	13.240
Kalimantan Selatan	13.020	13.020	13.020	13.020	13.099	13.099	13.004
Kalimantan Timur	17.011	17.011	17.136	17.011	17.011	17.011	16.914
Sulawesi Utara	10.380	10.380	10.380	10.380	10.380	10.380	10.299
Sulawesi Tengah	15.293	15.558	15.558	15.440	15.440	15.380	15.478
Sulawesi Selatan	14.491	14.491	14.491	14.491	13.981	13.981	14.406
Sulawesi Tenggara	11.978	11.978	11.978	11.978	11.978	11.978	11.935
Gorontalo	12.815	12.908	12.908	12.908	12.908	12.908	12.659
Sulawesi Barat	14.813	14.813	14.813	14.813	14.813	14.813	14.792
Maluku	19.424	19.424	19.288	19.328	19.527	19.732	19.363
Maluku Utara	17.111	17.111	17.111	17.111	17.111	17.111	16.979
Papua Barat	16.448	17.154	17.098	17.098	17.396	15.754	16.602
Papua	10.717	10.717	10.717	10.717	10.849	10.849	10.744
Nasional	13.872	13.936	13.962	13.984	13.992	13.954	13.826

Tabel 1.52
Harga Konsumen Perdesaan Kelompok Bahan Makanan, 2012
Telur Ayam Negri/Ras (Rp/Kg)

Provinsi	Januari	Februari	Maret	April	Mei	Juni
(1)	(2)	(3)	(4)	(5)	(6)	(7)
Aceh	14.806	15.032	15.139	15.517	15.517	15.606
Sumatera Utara	15.822	15.649	15.649	15.847	15.847	16.043
Sumatera Barat	15.858	16.012	16.222	16.144	16.144	16.541
Riau	17.321	17.562	16.939	17.225	16.450	16.450
Jambi	16.198	16.444	16.083	16.197	15.822	15.822
Sumatera Selatan	14.842	14.740	14.895	15.154	15.154	15.154
Bengkulu	16.656	16.716	16.716	16.716	17.072	17.072
Lampung	15.727	15.526	15.526	15.608	16.055	15.869
Kep. Bangka Belitung	16.750	17.100	17.100	16.413	16.413	16.482
Kepulauan Riau	19.009	18.396	17.802	17.802	17.802	17.802
Jawa Barat	15.732	13.480	13.596	13.612	13.464	13.480
Jawa Tengah	14.747	14.982	15.112	15.157	15.294	15.288
D. I. Yogyakarta	14.643	15.228	15.525	15.525	15.606	15.810
Jawa Timur	14.227	14.567	14.833	14.535	14.648	14.678
Banten	16.157	16.157	16.157	16.157	16.157	15.645
Bali	16.360	16.030	15.735	15.735	15.818	16.098
Nusa Tenggara Barat	17.025	16.778	16.778	16.871	16.219	16.219
Nusa Tenggara Timur	27.799	27.416	27.007	27.442	27.442	27.852
Kalimantan Barat	19.207	18.820	18.820	18.820	18.820	18.820
Kalimantan Tengah	16.395	16.231	16.069	16.156	16.156	16.156
Kalimantan Selatan	17.278	17.341	17.404	17.922	17.922	17.922
Kalimantan Timur	19.763	21.054	21.310	21.310	21.621	21.536
Sulawesi Utara	13.343	12.716	12.451	12.451	12.393	12.393
Sulawesi Tengah	20.711	21.289	21.883	22.369	22.952	23.623
Sulawesi Selatan	14.642	14.642	14.642	14.642	14.642	15.252
Sulawesi Tenggara	19.319	19.605	19.605	19.576	19.433	19.888
Gorontalo	18.909	18.909	19.017	19.017	19.017	19.017
Sulawesi Barat	16.889	17.688	19.172	19.172	19.172	19.172
Maluku	24.478	23.610	23.610	23.610	23.417	23.899
Maluku Utara	26.050	26.050	26.050	26.670	27.911	27.663
Papua Barat	27.222	27.222	27.222	27.222	27.222	27.222
Papua	32.119	30.334	30.334	29.940	29.940	29.940
Nasional	18.313	18.229	18.263	18.329	18.361	18.450

Lanjutan Tabel 1.52

Provinsi	Juli	Agustus	September	Oktober	November	Desember	Rata-rata
(1)	(8)	(9)	(10)	(11)	(12)	(13)	(14)
Aceh	15.693	15.810	15.810	15.856	15.856	15.737	15.532
Sumatera Utara	16.238	16.467	16.247	16.039	16.039	16.247	16.011
Sumatera Barat	16.541	16.349	16.694	17.282	17.537	17.722	16.587
Riau	16.396	16.505	16.450	16.450	16.393	16.501	16.720
Jambi	15.822	15.822	15.291	15.025	15.291	15.291	15.759
Sumatera Selatan	15.154	15.672	15.802	16.061	16.061	16.061	15.396
Bengkulu	17.783	18.139	18.139	18.495	18.139	18.139	17.482
Lampung	15.869	16.306	16.014	16.335	16.335	16.699	15.989
Kep. Bangka Belitung	16.826	17.032	16.688	16.688	16.688	16.688	16.739
Kepulauan Riau	17.802	18.881	18.881	21.060	21.661	21.661	19.047
Jawa Barat	13.480	13.544	13.762	13.778	13.984	13.984	13.825
Jawa Tengah	15.407	15.466	15.400	15.255	15.115	15.168	15.199
D. I. Yogyakarta	15.688	15.648	15.609	15.609	15.609	15.018	15.460
Jawa Timur	14.752	14.633	14.593	14.688	14.784	14.872	14.651
Banten	15.792	16.193	15.828	16.266	16.266	16.266	16.087
Bali	16.219	16.162	16.105	15.994	15.768	16.139	16.013
Nusa Tenggara Barat	16.778	17.338	17.338	17.338	17.338	17.380	16.950
Nusa Tenggara Timur	28.301	29.649	28.825	30.715	30.715	31.619	28.732
Kalimantan Barat	18.946	18.946	18.946	18.946	18.946	18.946	18.915
Kalimantan Tengah	16.337	16.146	16.146	16.322	16.564	16.564	16.270
Kalimantan Selatan	18.508	18.802	18.978	18.831	18.890	18.831	18.219
Kalimantan Timur	21.536	21.789	21.789	21.531	21.703	22.392	21.444
Sulawesi Utara	12.451	12.391	12.391	12.693	12.995	12.995	12.639
Sulawesi Tengah	23.331	25.173	25.496	25.496	25.811	25.811	23.662
Sulawesi Selatan	15.252	15.252	14.470	14.470	14.470	14.125	14.708
Sulawesi Tenggara	19.888	19.949	20.007	20.007	19.949	19.891	19.760
Gorontalo	19.017	19.017	19.017	19.017	19.017	19.017	18.999
Sulawesi Barat	20.038	20.338	19.738	20.338	19.738	20.338	19.316
Maluku	23.899	25.606	24.561	24.561	24.561	24.561	24.198
Maluku Utara	27.663	29.046	29.046	29.046	29.046	29.046	27.774
Papua Barat	27.668	28.561	28.115	28.115	28.115	28.677	27.715
Papua	31.228	31.872	33.147	33.147	33.147	32.859	31.501
Nasional	18.634	19.016	18.916	19.108	19.142	19.226	18.666

Tabel 1.53
Harga Konsumen Perdesaan Kelompok Bahan Makanan, 2012
Telur Ayam Buras (Rp/Butir)

Provinsi	Januari	Februari	Maret	April	Mei	Juni
(1)	(2)	(3)	(4)	(5)	(6)	(7)
Aceh	2.121	2.296	2.338	2.329	2.339	2.363
Sumatera Utara	2.168	2.231	2.250	2.214	2.217	2.214
Sumatera Barat	1.642	1.872	1.913	1.849	1.806	1.896
Riau	1.963	2.007	1.999	2.023	1.995	1.970
Jambi	1.990	2.090	2.094	2.121	2.010	1.998
Sumatera Selatan	2.051	2.082	2.113	2.072	2.061	2.061
Bengkulu	2.115	2.290	2.301	2.301	2.284	2.290
Lampung	1.937	1.828	1.892	1.898	1.908	1.948
Kep. Bangka Belitung	2.054	2.056	2.058	2.063	2.054	2.028
Kepulauan Riau	2.506	2.911	3.029	2.953	2.991	2.991
Jawa Barat	1.746	1.847	1.916	1.859	1.845	1.867
Jawa Tengah	1.437	1.475	1.506	1.427	1.471	1.474
D. I. Yogyakarta	1.374	1.459	1.461	1.366	1.442	1.462
Jawa Timur	1.385	1.424	1.465	1.374	1.411	1.424
Banten	1.760	1.770	1.780	1.748	1.700	1.768
Bali	1.603	1.647	1.692	1.616	1.599	1.613
Nusa Tenggara Barat	1.725	1.746	1.767	1.756	1.740	1.797
Nusa Tenggara Timur	1.996	1.795	1.795	1.842	1.852	1.872
Kalimantan Barat	2.110	2.192	2.142	2.117	2.095	2.114
Kalimantan Tengah	1.864	1.894	1.914	1.923	1.917	1.917
Kalimantan Selatan	1.665	1.700	1.737	1.681	1.649	1.655
Kalimantan Timur	2.053	2.157	2.188	2.163	2.177	2.187
Sulawesi Utara	2.054	2.128	2.163	2.163	2.144	2.144
Sulawesi Tengah	2.289	2.299	2.309	2.227	2.189	2.168
Sulawesi Selatan	1.510	1.558	1.590	1.541	1.506	1.524
Sulawesi Tenggara	2.002	2.047	2.086	2.074	2.003	2.012
Gorontalo	1.433	1.438	1.403	1.420	1.414	1.423
Sulawesi Barat	1.578	1.567	1.549	1.488	1.438	1.419
Maluku	2.750	2.977	3.012	3.012	2.880	2.909
Maluku Utara	2.511	2.530	2.549	2.549	2.611	2.560
Papua Barat	4.063	4.080	4.097	4.080	4.022	4.088
Papua	3.096	3.528	3.541	3.528	3.580	3.559
Nasional	2.017	2.091	2.114	2.087	2.073	2.085

Lanjutan Tabel 1.53

Provinsi	Juli	Agustus	September	Oktober	November	Desember	Rata-rata
(1)	(8)	(9)	(10)	(11)	(12)	(13)	(14)
Aceh	2.494	2.541	2.509	2.504	2.480	2.463	2.398
Sumatera Utara	2.228	2.307	2.289	2.226	2.214	2.276	2.236
Sumatera Barat	1.983	1.996	1.996	1.968	1.975	1.971	1.906
Riau	1.995	2.003	2.011	1.988	1.988	1.979	1.993
Jambi	2.080	2.146	2.085	2.080	2.064	2.065	2.069
Sumatera Selatan	2.200	2.175	2.175	2.140	2.180	2.180	2.124
Bengkulu	2.301	2.338	2.288	2.266	2.291	2.235	2.275
Lampung	2.049	2.099	2.025	1.970	1.935	2.027	1.960
Kep. Bangka Belitung	2.106	2.236	2.182	2.136	2.100	2.075	2.096
Kepulauan Riau	3.086	3.157	3.130	3.287	3.318	3.298	3.055
Jawa Barat	1.942	1.847	1.703	1.673	1.683	1.722	1.804
Jawa Tengah	1.508	1.432	1.389	1.386	1.373	1.443	1.443
D. I. Yogyakarta	1.490	1.427	1.365	1.371	1.367	1.445	1.419
Jawa Timur	1.507	1.431	1.388	1.385	1.380	1.467	1.420
Banten	1.808	1.834	1.779	1.738	1.724	1.706	1.759
Bali	1.692	1.752	1.711	1.689	1.695	1.720	1.669
Nusa Tenggara Barat	1.882	1.921	1.871	1.871	1.846	1.853	1.815
Nusa Tenggara Timur	1.880	1.916	1.868	1.877	1.877	1.894	1.872
Kalimantan Barat	2.157	2.246	2.194	2.141	2.132	2.197	2.153
Kalimantan Tengah	1.974	1.970	1.832	1.833	1.823	1.846	1.892
Kalimantan Selatan	1.726	1.766	1.699	1.654	1.665	1.686	1.690
Kalimantan Timur	2.237	2.359	2.340	2.340	2.413	2.434	2.254
Sulawesi Utara	2.232	2.232	2.248	2.238	2.187	2.248	2.182
Sulawesi Tengah	2.201	2.291	2.242	2.219	2.184	2.208	2.236
Sulawesi Selatan	1.574	1.624	1.591	1.571	1.545	1.620	1.563
Sulawesi Tenggara	2.103	2.115	2.110	2.091	2.119	2.127	2.074
Gorontalo	1.451	1.474	1.467	1.449	1.491	1.496	1.447
Sulawesi Barat	1.463	1.526	1.540	1.569	1.490	1.480	1.509
Maluku	3.037	3.042	3.012	3.003	3.035	3.061	2.978
Maluku Utara	2.642	2.822	2.802	2.664	2.630	2.509	2.615
Papua Barat	4.229	4.346	4.188	4.107	4.353	4.369	4.168
Papua	3.664	3.930	3.812	3.803	3.879	3.984	3.659
Nasional	2.154	2.197	2.151	2.132	2.139	2.159	2.117

Tabel 1.54
Harga Konsumen Perdesaan Kelompok Bahan Makanan, 2012
Telur Itik/Bebek (Rp/Butir)

Provinsi	Januari	Februari	Maret	April	Mei	Juni
(1)	(2)	(3)	(4)	(5)	(6)	(7)
Aceh	2.242	2.256	2.310	2.323	2.315	2.315
Sumatera Utara	1.872	1.872	1.872	1.939	1.956	1.956
Sumatera Barat	2.051	2.120	2.089	2.084	2.090	2.114
Riau	2.506	2.555	2.529	2.524	2.519	2.542
Jambi	2.082	2.100	2.129	2.129	2.129	2.100
Sumatera Selatan	1.997	2.038	2.038	2.038	2.038	2.038
Bengkulu	2.443	2.423	2.423	2.423	2.455	2.455
Lampung	1.701	1.735	1.735	1.735	1.735	1.762
Kep. Bangka Belitung	2.219	2.219	2.344	2.344	2.344	2.344
Kepulauan Riau	2.600	2.600	2.704	2.704	2.808	2.808
Jawa Barat	1.864	1.861	1.864	1.877	1.881	1.887
Jawa Tengah	1.595	1.621	1.636	1.649	1.665	1.678
D. I. Yogyakarta	1.623	1.623	1.678	1.678	1.687	1.709
Jawa Timur	1.547	1.572	1.595	1.610	1.623	1.633
Banten	2.035	2.015	2.015	1.977	2.015	2.019
Bali	1.809	1.953	1.925	1.942	1.973	1.970
Nusa Tenggara Barat	1.700	1.706	1.706	1.809	1.809	1.809
Nusa Tenggara Timur	5.632	5.914	5.914	5.914	5.914	5.914
Kalimantan Barat	2.373	2.373	2.373	2.326	2.326	2.316
Kalimantan Tengah	2.388	2.398	2.398	2.409	2.425	2.437
Kalimantan Selatan	1.904	1.963	1.985	1.999	1.985	1.985
Kalimantan Timur	2.619	2.678	2.693	2.737	2.713	2.713
Sulawesi Utara	1.600	1.600	1.600	1.600	1.600	1.600
Sulawesi Tengah	1.887	1.933	1.933	1.962	1.968	2.020
Sulawesi Selatan	1.942	2.058	2.024	2.060	2.047	2.083
Sulawesi Tenggara	1.947	1.967	1.967	1.951	1.951	1.951
Gorontalo	1.300	1.300	1.300	1.300	1.300	1.300
Sulawesi Barat	1.927	1.963	1.941	1.847	1.785	1.818
Maluku	2.674	2.674	2.674	2.674	2.674	2.777
Maluku Utara	1.900	1.900	1.900	1.900	1.900	1.900
Papua Barat	3.000	3.045	3.122	3.054	3.054	3.099
Papua	3.000	3.000	3.062	2.766	2.826	2.826
Nasional	2.187	2.220	2.234	2.228	2.235	2.246

Lanjutan Tabel 1.54

Provinsi	Juli	Agustus	September	Oktober	November	Desember	Rata-rata
(1)	(8)	(9)	(10)	(11)	(12)	(13)	(14)
Aceh	2.327	2.327	2.327	2.315	2.312	2.324	2.308
Sumatera Utara	1.956	1.956	1.956	1.956	1.956	1.956	1.933
Sumatera Barat	2.173	2.102	2.144	2.157	2.143	2.137	2.117
Riau	2.538	2.538	2.538	2.538	2.538	2.538	2.534
Jambi	2.173	2.266	2.295	2.307	2.307	2.325	2.195
Sumatera Selatan	2.063	2.188	2.149	2.173	2.124	2.124	2.084
Bengkulu	2.550	2.579	2.579	2.609	2.609	2.639	2.516
Lampung	1.803	1.883	1.870	1.870	1.888	1.819	1.795
Kep. Bangka Belitung	2.344	2.373	2.403	2.373	2.344	2.344	2.333
Kepulauan Riau	2.808	2.936	2.936	2.936	2.936	2.936	2.809
Jawa Barat	1.954	1.965	1.990	1.997	2.011	1.996	1.929
Jawa Tengah	1.724	1.760	1.773	1.783	1.783	1.799	1.705
D. I. Yogyakarta	1.741	1.760	1.748	1.743	1.727	1.756	1.706
Jawa Timur	1.661	1.679	1.695	1.697	1.713	1.722	1.646
Banten	2.137	2.160	2.198	2.160	2.167	2.167	2.089
Bali	2.014	2.011	2.007	1.969	1.939	1.855	1.947
Nusa Tenggara Barat	1.855	1.899	1.899	1.899	1.899	1.899	1.824
Nusa Tenggara Timur	5.914	5.914	5.914	5.914	5.914	5.914	5.890
Kalimantan Barat	2.422	2.469	2.469	2.469	2.469	2.469	2.404
Kalimantan Tengah	2.530	2.509	2.514	2.520	2.531	2.541	2.467
Kalimantan Selatan	2.071	2.103	2.093	2.098	2.106	2.121	2.034
Kalimantan Timur	2.782	2.782	2.782	2.762	2.762	2.782	2.734
Sulawesi Utara	1.700	1.584	1.584	1.584	1.584	1.716	1.612
Sulawesi Tengah	1.997	2.015	2.015	2.015	2.015	2.015	1.981
Sulawesi Selatan	2.175	2.237	2.072	2.027	1.868	1.865	2.038
Sulawesi Tenggara	1.957	2.051	2.035	2.032	2.032	2.120	1.997
Gorontalo	1.300	1.300	1.300	1.300	1.300	1.300	1.300
Sulawesi Barat	1.921	2.032	1.987	1.987	1.891	1.891	1.916
Maluku	2.777	2.777	2.777	2.777	2.948	3.096	2.775
Maluku Utara	1.900	1.900	1.900	1.900	1.805	1.805	1.884
Papua Barat	3.099	3.099	3.067	3.067	3.136	3.283	3.094
Papua	2.826	2.988	2.924	3.005	3.068	3.112	2.950
Nasional	2.287	2.317	2.311	2.311	2.307	2.324	2.267

Tabel 1.55
Harga Konsumen Perdesaan Kelompok Bahan Makanan, 2012
Telur Puyuh Mentah (Rp/Kg)

Provinsi	Januari	Februari	Maret	April	Mei	Juni
(1)	(2)	(3)	(4)	(5)	(6)	(7)
Aceh	13.717	13.031	13.031	13.031	13.031	13.031
Sumatera Utara	12.852	12.738	12.738	13.877	13.877	13.877
Sumatera Barat	15.500	16.275	16.275	16.800	16.800	16.800
Riau	20.000	18.224	17.769	18.078	17.769	17.614
Jambi	23.000	23.000	23.000	22.796	23.025	23.434
Sumatera Selatan	25.671	25.340	25.013	23.705	23.705	23.705
Bengkulu	28.000	28.000	28.000	28.000	28.000	28.000
Lampung	28.588	27.731	26.794	26.794	27.352	27.352
Kep. Bangka Belitung	18.500	18.500	18.500	18.500	18.500	18.500
Kepulauan Riau	19.804	19.804	19.804	20.846	20.846	20.846
Jawa Barat	23.530	23.635	23.740	23.740	23.530	23.720
Jawa Tengah	19.666	19.970	20.279	20.143	20.157	20.318
D. I. Yogyakarta	18.744	18.744	18.744	18.677	18.677	18.677
Jawa Timur	19.213	19.232	19.460	19.270	19.496	19.398
Banten	21.170	21.264	21.359	21.359	21.170	21.341
Bali	-	-	-	-	-	-
Nusa Tenggara Barat	-	-	-	-	-	-
Nusa Tenggara Timur	-	-	-	-	-	-
Kalimantan Barat	-	-	-	-	-	-
Kalimantan Tengah	16.947	16.947	16.947	16.947	16.947	16.947
Kalimantan Selatan	15.483	15.483	15.483	15.483	15.781	15.781
Kalimantan Timur	27.036	28.388	28.913	29.312	28.959	29.665
Sulawesi Utara	14.443	15.166	15.166	14.323	15.025	15.025
Sulawesi Tengah	-	-	-	-	-	-
Sulawesi Selatan	-	-	-	-	-	-
Sulawesi Tenggara	32.500	32.500	32.500	32.500	32.500	32.500
Gorontalo	-	-	-	-	-	-
Sulawesi Barat	-	-	-	-	-	-
Maluku	37.500	37.500	37.500	37.500	37.500	37.500
Maluku Utara	31.000	31.000	31.000	31.000	31.000	32.250
Papua Barat	27.300	27.300	27.300	27.141	27.141	27.141
Papua	33.546	33.189	32.152	31.625	31.625	31.625
Nasional	22.655	22.623	22.561	22.560	22.601	22.710

Lanjutan Tabel 1.55

Provinsi	Juli	Agustus	September	Oktober	November	Desember	Rata-rata
(1)	(8)	(9)	(10)	(11)	(12)	(13)	(14)
Aceh	13.031	13.031	13.164	13.164	13.696	13.696	13.222
Sumatera Utara	13.883	13.883	13.883	13.883	13.883	13.883	13.605
Sumatera Barat	16.800	16.800	16.800	16.800	16.800	16.800	16.604
Riau	17.460	17.769	18.078	18.078	17.887	17.579	18.025
Jambi	23.658	23.658	24.331	24.331	24.331	24.331	23.575
Sumatera Selatan	24.039	24.540	24.874	24.874	24.874	25.208	24.629
Bengkulu	28.000	28.000	28.000	28.000	28.000	28.000	28.000
Lampung	27.724	27.724	27.724	27.238	27.238	27.238	27.458
Kep. Bangka Belitung	18.500	18.325	18.325	18.325	18.325	18.325	18.427
Kepulauan Riau	20.846	20.846	20.846	20.846	20.846	20.846	20.586
Jawa Barat	24.049	24.673	24.673	24.471	24.471	24.602	24.070
Jawa Tengah	21.103	21.705	21.275	21.040	21.236	21.181	20.673
D. I. Yogyakarta	19.481	19.815	19.682	19.815	19.815	19.815	19.224
Jawa Timur	20.026	20.819	20.294	20.268	20.330	20.472	19.856
Banten	21.637	22.198	22.198	22.017	22.017	22.134	21.655
Bali	-	-	-	-	-	-	-
Nusa Tenggara Barat	-	-	-	-	-	-	-
Nusa Tenggara Timur	-	-	-	-	-	-	-
Kalimantan Barat	-	-	-	-	-	-	-
Kalimantan Tengah	16.947	16.947	17.542	17.542	17.542	17.542	17.145
Kalimantan Selatan	15.781	15.781	15.781	15.781	15.781	15.781	15.682
Kalimantan Timur	29.142	30.712	31.236	31.236	30.887	30.712	29.683
Sulawesi Utara	15.166	15.166	15.166	15.166	15.166	15.166	15.012
Sulawesi Tengah	-	-	-	-	-	-	-
Sulawesi Selatan	-	-	-	-	-	-	-
Sulawesi Tenggara	32.500	32.500	32.500	32.500	32.500	32.500	32.500
Gorontalo	-	-	-	-	-	-	-
Sulawesi Barat	-	-	-	-	-	-	-
Maluku	37.500	37.500	37.500	37.500	39.375	39.375	37.813
Maluku Utara	32.250	32.250	32.250	32.250	32.250	32.250	31.729
Papua Barat	27.141	27.141	27.141	27.141	27.141	26.929	27.163
Papua	31.625	31.625	31.625	31.625	31.625	32.328	32.018
Nasional	22.845	23.059	23.120	23.079	23.167	23.196	22.848

Tabel 1.56
Harga Konsumen Perdesaan Kelompok Bahan Makanan, 2012
Telur Puyuh Matang (Rp/10 Butir)

Provinsi	Januari	Februari	Maret	April	Mei	Juni
(1)	(2)	(3)	(4)	(5)	(6)	(7)
Aceh	4.700	4.700	4.700	4.700	4.700	4.700
Sumatera Utara	4.311	4.527	4.724	4.724	4.724	4.724
Sumatera Barat	3.264	3.101	3.101	3.189	3.189	3.189
Riau	5.096	5.351	5.351	5.351	5.351	5.351
Jambi	4.929	4.929	4.929	5.090	5.090	5.090
Sumatera Selatan	4.429	4.429	4.429	4.429	4.429	4.429
Bengkulu	3.846	3.846	3.846	3.654	3.654	3.654
Lampung	4.722	4.353	4.136	4.136	4.136	4.136
Kep. Bangka Belitung	2.850	2.850	2.850	2.850	2.850	2.850
Kepulauan Riau	4.099	4.304	4.304	4.628	4.397	4.397
Jawa Barat	3.326	3.358	3.358	3.396	3.434	3.434
Jawa Tengah	2.887	2.952	2.974	2.963	2.960	2.962
D. I. Yogyakarta	2.764	2.815	2.866	2.866	2.866	2.866
Jawa Timur	3.012	3.089	3.151	3.151	3.154	3.193
Banten	3.563	3.563	3.563	3.563	3.563	3.563
Bali	-	-	-	-	-	-
Nusa Tenggara Barat	2.600	2.700	2.804	3.012	2.908	2.908
Nusa Tenggara Timur	2.604	2.841	2.841	2.841	2.841	2.841
Kalimantan Barat	3.325	3.209	3.096	2.936	2.936	2.936
Kalimantan Tengah	4.000	4.000	4.000	4.000	4.000	4.226
Kalimantan Selatan	3.357	3.465	3.465	3.465	3.465	3.465
Kalimantan Timur	5.375	5.536	6.040	6.040	6.040	6.040
Sulawesi Utara	5.500	5.500	5.500	5.500	5.500	5.500
Sulawesi Tengah	-	-	-	-	-	-
Sulawesi Selatan	-	-	-	-	-	-
Sulawesi Tenggara	-	-	-	-	-	-
Gorontalo	-	-	-	-	-	-
Sulawesi Barat	-	-	-	-	-	-
Maluku	7.425	7.425	7.425	7.425	7.425	7.425
Maluku Utara	5.000	5.000	5.000	5.000	5.000	5.000
Papua Barat	3.555	3.555	3.555	3.555	3.555	3.555
Papua	6.627	6.627	6.627	6.627	6.627	6.627
Nasional	4.122	4.155	4.178	4.196	4.184	4.195

Lanjutan Tabel 1.56

Provinsi	Juli	Agustus	September	Oktober	November	Desember	Rata-rata
(1)	(8)	(9)	(10)	(11)	(12)	(13)	(14)
Aceh	4.700	4.700	4.700	4.700	4.700	4.700	4.700
Sumatera Utara	4.724	4.724	4.724	4.724	4.724	4.724	4.673
Sumatera Barat	3.189	3.189	3.189	3.189	3.189	3.189	3.181
Riau	5.351	5.351	5.351	5.351	5.351	5.228	5.320
Jambi	5.090	5.090	5.090	5.090	5.252	5.252	5.077
Sumatera Selatan	4.429	4.429	4.429	4.429	4.429	4.429	4.429
Bengkulu	3.654	3.654	3.654	3.654	3.654	3.654	3.702
Lampung	4.136	4.136	4.136	4.136	4.136	4.136	4.203
Kep. Bangka Belitung	2.850	2.850	2.850	2.850	2.850	2.850	2.850
Kepulauan Riau	4.628	4.628	4.628	4.628	4.628	4.628	4.492
Jawa Barat	3.632	3.671	3.614	3.586	3.550	3.568	3.494
Jawa Tengah	3.066	3.093	3.075	3.043	3.029	3.023	3.002
D. I. Yogyakarta	2.866	2.968	2.955	2.981	2.981	2.981	2.898
Jawa Timur	3.193	3.195	3.195	3.195	3.195	3.218	3.162
Banten	3.563	3.563	3.563	3.563	3.563	3.563	3.563
Bali	-	-	-	-	-	-	-
Nusa Tenggara Barat	3.012	3.012	3.016	3.016	3.016	2.944	2.912
Nusa Tenggara Timur	2.841	3.111	3.111	3.111	3.111	3.111	2.934
Kalimantan Barat	3.156	3.156	3.009	3.009	3.009	3.009	3.066
Kalimantan Tengah	4.377	4.528	4.528	4.528	4.528	4.528	4.270
Kalimantan Selatan	3.465	3.397	3.397	3.397	3.330	3.330	3.417
Kalimantan Timur	6.040	6.040	6.040	6.040	6.040	6.040	5.942
Sulawesi Utara	5.500	5.500	5.500	5.500	5.500	5.500	5.500
Sulawesi Tengah	-	-	-	-	-	-	-
Sulawesi Selatan	-	-	-	-	-	-	-
Sulawesi Tenggara	-	-	-	-	-	-	-
Gorontalo	-	-	-	-	-	-	-
Sulawesi Barat	-	-	-	-	-	-	-
Maluku	7.425	7.425	7.425	7.797	7.797	7.797	7.518
Maluku Utara	5.000	5.000	5.000	5.250	5.250	5.250	5.063
Papua Barat	3.555	3.555	3.555	3.733	3.733	3.733	3.600
Papua	6.627	6.627	6.627	6.959	6.959	6.959	6.710
Nasional	4.233	4.254	4.245	4.287	4.289	4.282	4.218

Tabel 1.57
Harga Konsumen Perdesaan Kelompok Bahan Makanan, 2012
Minyak Kelapa (Rp/Kg)

Provinsi	Januari	Februari	Maret	April	Mei	Juni
(1)	(2)	(3)	(4)	(5)	(6)	(7)
Aceh	17.770	17.770	17.770	17.770	17.770	17.770
Sumatera Utara	11.455	11.455	11.455	12.219	12.219	12.219
Sumatera Barat	10.833	10.333	10.000	10.000	10.000	10.000
Riau	11.875	11.875	11.875	11.875	11.875	11.875
Jambi	12.008	12.008	12.008	12.008	12.008	12.409
Sumatera Selatan	16.000	16.000	16.000	16.000	16.000	16.000
Bengkulu	15.000	15.000	15.000	15.000	15.000	15.000
Lampung	17.243	17.243	17.243	17.243	17.243	17.243
Kep. Bangka Belitung	10.760	10.760	10.760	11.112	11.112	11.112
Kepulauan Riau	9.000	9.000	9.000	9.000	9.000	9.000
Jawa Barat	12.218	12.218	12.353	12.623	12.623	12.490
Jawa Tengah	8.906	8.906	9.090	9.090	9.090	9.090
D. I. Yogyakarta	14.004	14.004	14.293	14.293	14.293	14.293
Jawa Timur	12.619	12.569	12.579	12.835	12.717	12.815
Banten	12.389	12.389	12.389	13.009	13.009	13.009
Bali	14.999	15.674	15.535	15.467	15.294	14.812
Nusa Tenggara Barat	10.847	10.847	10.847	11.106	11.106	11.106
Nusa Tenggara Timur	11.677	11.294	11.219	11.658	11.697	11.628
Kalimantan Barat	9.600	9.737	9.600	9.600	9.600	9.739
Kalimantan Tengah	11.286	11.286	11.286	11.429	11.429	11.429
Kalimantan Selatan	10.726	10.726	10.726	10.988	10.988	10.464
Kalimantan Timur	16.500	16.500	16.500	16.500	16.500	16.789
Sulawesi Utara	12.549	12.549	12.549	12.549	12.549	12.549
Sulawesi Tengah	10.773	10.672	10.908	10.908	10.740	10.740
Sulawesi Selatan	14.454	14.901	15.050	15.050	15.050	14.871
Sulawesi Tenggara	14.244	13.834	13.834	14.039	13.834	13.834
Gorontalo	14.043	14.294	14.795	14.795	14.795	14.795
Sulawesi Barat	10.935	11.128	11.371	11.310	11.189	11.493
Maluku	12.093	12.093	12.093	12.297	12.195	12.093
Maluku Utara	12.100	12.100	12.100	12.250	12.250	12.500
Papua Barat	20.145	20.145	20.145	20.145	20.145	20.145
Papua	16.012	16.012	17.129	17.404	17.404	17.404
Nasional	12.971	12.979	13.047	13.174	13.148	13.147

Lanjutan Tabel 1.57

Provinsi	Juli	Agustus	September	Oktober	November	Desember	Rata-rata
(1)	(8)	(9)	(10)	(11)	(12)	(13)	(14)
Aceh	17.770	17.613	17.613	17.613	17.613	17.613	17.705
Sumatera Utara	12.219	12.219	12.219	12.219	12.219	12.219	12.028
Sumatera Barat	10.000	9.333	9.000	9.000	9.333	10.000	9.819
Riau	11.875	11.875	11.875	11.875	11.875	11.875	11.875
Jambi	13.029	13.029	13.029	13.029	13.029	13.029	12.552
Sumatera Selatan	16.000	16.000	16.000	16.000	16.500	16.500	16.083
Bengkulu	15.000	15.000	15.000	15.000	15.000	15.000	15.000
Lampung	17.243	17.243	17.243	17.243	17.243	17.243	17.243
Kep. Bangka Belitung	11.112	11.112	11.112	11.112	11.112	11.112	11.024
Kepulauan Riau	9.000	9.000	9.000	9.000	9.000	9.000	9.000
Jawa Barat	12.702	12.989	12.989	13.326	13.326	13.206	12.755
Jawa Tengah	9.336	9.275	9.336	9.336	9.090	9.090	9.136
D. I. Yogyakarta	14.681	14.584	14.681	14.681	14.293	14.293	14.366
Jawa Timur	12.815	13.257	13.159	13.060	13.011	13.011	12.871
Banten	13.009	13.009	13.009	13.009	13.009	13.009	12.854
Bali	15.019	14.813	14.635	14.532	14.327	14.578	14.974
Nusa Tenggara Barat	11.106	10.977	10.977	10.460	10.460	10.331	10.847
Nusa Tenggara Timur	11.551	11.878	11.953	11.953	12.226	12.063	11.733
Kalimantan Barat	9.739	9.739	9.739	9.739	9.739	9.600	9.681
Kalimantan Tengah	11.429	11.429	11.429	11.429	11.499	11.357	11.393
Kalimantan Selatan	10.464	10.464	10.464	10.464	10.464	10.464	10.617
Kalimantan Timur	17.363	17.363	17.363	17.363	17.363	17.220	16.944
Sulawesi Utara	12.549	12.549	12.549	12.549	12.549	12.549	12.549
Sulawesi Tengah	10.886	11.275	11.212	11.306	10.731	10.791	10.912
Sulawesi Selatan	14.871	15.040	15.278	15.278	14.726	14.559	14.927
Sulawesi Tenggara	13.834	13.885	13.937	13.937	13.937	13.834	13.915
Gorontalo	14.967	15.304	15.304	15.304	15.304	14.679	14.865
Sulawesi Barat	11.555	11.927	11.679	11.679	11.368	11.182	11.401
Maluku	12.407	12.407	12.659	12.659	12.773	12.566	12.361
Maluku Utara	12.500	12.300	12.350	12.350	12.350	12.350	12.292
Papua Barat	20.145	20.145	18.692	18.692	18.692	18.692	19.661
Papua	16.930	16.930	16.930	16.930	16.930	17.379	16.950
Nasional	13.222	13.249	13.200	13.192	13.159	13.137	13.135

Tabel 1.58
Harga Konsumen Perdesaan Kelompok Bahan Makanan, 2012
Minyak Goreng (Rp/Liter)

Provinsi	Januari	Februari	Maret	April	Mei	Juni
(1)	(2)	(3)	(4)	(5)	(6)	(7)
Aceh	14.015	14.027	14.345	14.660	14.798	14.772
Sumatera Utara	14.276	14.259	14.360	14.499	14.515	14.462
Sumatera Barat	13.061	12.984	13.131	13.427	13.531	13.464
Riau	15.099	14.989	15.040	15.399	15.469	15.399
Jambi	13.264	13.312	13.779	14.002	14.067	14.118
Sumatera Selatan	14.882	14.882	14.969	15.178	15.195	15.268
Bengkulu	14.046	14.164	14.164	14.310	14.420	14.347
Lampung	12.976	12.906	13.028	13.177	13.163	13.298
Kep. Bangka Belitung	14.015	13.949	14.015	14.015	14.229	14.246
Kepulauan Riau	13.448	13.647	13.797	13.906	14.098	14.098
Jawa Barat	13.046	13.085	13.246	13.497	13.481	13.446
Jawa Tengah	11.975	11.881	12.003	12.236	12.277	12.117
D. I. Yogyakarta	12.188	12.149	12.134	12.157	12.318	12.185
Jawa Timur	12.528	12.506	12.651	12.945	12.975	12.986
Banten	12.374	12.303	12.629	12.607	12.689	12.756
Bali	12.365	12.546	12.595	12.818	12.838	13.040
Nusa Tenggara Barat	15.140	14.937	15.097	15.302	15.325	15.278
Nusa Tenggara Timur	15.840	15.675	15.749	15.606	15.724	15.881
Kalimantan Barat	13.977	13.816	13.931	14.008	14.231	14.272
Kalimantan Tengah	14.191	14.235	14.235	14.296	14.327	14.327
Kalimantan Selatan	12.715	12.732	12.749	12.820	12.804	12.820
Kalimantan Timur	16.410	16.499	16.455	16.123	16.178	16.336
Sulawesi Utara	12.150	12.230	12.230	12.611	12.773	12.718
Sulawesi Tengah	14.212	14.252	14.237	14.332	14.328	14.256
Sulawesi Selatan	13.836	14.019	14.014	13.862	13.868	13.896
Sulawesi Tenggara	13.998	14.007	14.070	14.145	14.214	14.227
Gorontalo	12.004	12.103	12.103	12.175	12.143	12.062
Sulawesi Barat	14.139	14.146	14.146	14.179	14.112	14.079
Maluku	14.939	15.047	15.194	15.393	15.370	15.506
Maluku Utara	18.109	18.218	18.160	18.199	18.101	18.053
Papua Barat	18.309	18.353	18.230	18.271	18.353	18.353
Papua	20.771	20.684	20.652	20.652	20.621	20.621
Nasional	14.197	14.204	14.286	14.400	14.454	14.459

Lanjutan Tabel 1.58

Provinsi	Juli	Agustus	September	Oktober	November	Desember	Rata-rata
(1)	(8)	(9)	(10)	(11)	(12)	(13)	(14)
Aceh	14.858	14.995	15.065	14.772	14.382	14.106	14.566
Sumatera Utara	14.447	14.610	14.510	14.118	14.142	14.076	14.356
Sumatera Barat	13.348	13.431	13.385	13.350	13.312	13.193	13.301
Riau	15.452	15.312	15.330	15.276	15.180	14.727	15.223
Jambi	14.067	14.100	14.016	13.942	13.651	13.319	13.803
Sumatera Selatan	15.234	15.373	15.310	15.275	15.136	15.067	15.148
Bengkulu	14.456	14.530	14.639	14.658	14.493	14.182	14.367
Lampung	13.319	13.388	13.288	13.295	13.135	12.977	13.162
Kep. Bangka Belitung	14.370	14.701	14.552	14.519	14.419	14.195	14.269
Kepulauan Riau	14.098	14.207	14.054	13.995	14.042	14.004	13.949
Jawa Barat	13.566	13.624	13.566	13.418	13.248	13.136	13.363
Jawa Tengah	12.169	12.112	11.971	11.653	11.461	11.403	11.938
D. I. Yogyakarta	12.249	12.065	12.048	11.857	11.654	11.211	12.018
Jawa Timur	13.095	13.093	13.018	12.807	12.595	12.482	12.807
Banten	12.903	12.746	12.225	12.113	12.208	12.172	12.477
Bali	13.111	13.232	13.151	13.111	12.948	12.926	12.890
Nusa Tenggara Barat	15.354	15.514	15.560	15.515	15.373	15.238	15.303
Nusa Tenggara Timur	15.750	15.750	15.727	15.727	15.708	15.821	15.747
Kalimantan Barat	14.245	14.375	14.361	14.347	14.291	14.237	14.174
Kalimantan Tengah	14.359	14.436	14.376	14.376	14.406	14.406	14.331
Kalimantan Selatan	12.835	12.917	12.887	12.813	12.835	12.813	12.812
Kalimantan Timur	16.564	16.476	16.374	16.544	16.445	16.445	16.404
Sulawesi Utara	12.929	12.759	12.689	12.608	12.771	12.371	12.570
Sulawesi Tengah	14.365	14.410	14.393	14.346	14.267	14.318	14.310
Sulawesi Selatan	13.865	13.933	13.889	14.219	13.918	13.763	13.924
Sulawesi Tenggara	14.265	14.390	14.399	14.399	14.296	14.278	14.224
Gorontalo	12.159	12.224	12.224	12.086	12.086	11.780	12.096
Sulawesi Barat	14.079	14.179	14.179	14.179	14.274	14.274	14.164
Maluku	15.506	15.634	15.634	15.634	15.733	15.733	15.443
Maluku Utara	18.167	18.310	18.274	18.382	18.533	18.533	18.253
Papua Barat	18.353	18.270	18.395	18.276	18.237	18.300	18.308
Papua	20.680	21.282	21.219	21.154	21.189	21.251	20.898
Nasional	14.507	14.574	14.522	14.461	14.387	14.273	14.394

Tabel 1.59
Harga Konsumen Perdesaan Kelompok Bahan Makanan, 2012
Margarin (Rp/Sachet)

Provinsi	Januari	Februari	Maret	April	Mei	Juni
(1)	(2)	(3)	(4)	(5)	(6)	(7)
Aceh	6.013	6.053	6.107	6.107	6.219	6.174
Sumatera Utara	6.985	6.997	6.997	7.027	7.357	7.117
Sumatera Barat	5.047	5.047	5.047	5.047	5.006	5.048
Riau	5.171	5.306	5.306	5.306	5.195	5.195
Jambi	5.167	5.167	5.059	5.059	5.059	5.086
Sumatera Selatan	5.746	5.746	5.767	5.767	5.767	5.767
Bengkulu	4.500	4.500	4.500	4.500	4.500	4.500
Lampung	4.920	4.978	5.013	5.076	5.076	5.052
Kep. Bangka Belitung	5.259	5.259	5.286	5.286	5.286	5.286
Kepulauan Riau	7.921	7.921	7.571	7.580	7.589	7.589
Jawa Barat	4.907	4.896	4.912	4.953	4.972	5.051
Jawa Tengah	4.600	4.644	4.668	4.673	4.645	4.665
D. I. Yogyakarta	4.684	4.684	4.684	4.716	4.716	4.716
Jawa Timur	4.983	5.015	5.030	5.037	5.052	5.063
Banten	4.502	4.489	4.501	4.440	4.440	4.485
Bali	4.227	4.227	4.227	4.227	4.227	4.280
Nusa Tenggara Barat	4.669	4.669	4.702	4.702	4.702	4.702
Nusa Tenggara Timur	5.951	6.060	6.106	6.106	6.209	6.209
Kalimantan Barat	5.851	5.844	5.886	5.919	5.936	5.953
Kalimantan Tengah	5.390	5.390	5.390	5.416	5.557	5.557
Kalimantan Selatan	5.023	4.924	4.963	4.956	4.993	5.011
Kalimantan Timur	7.370	7.397	7.397	7.397	7.530	7.678
Sulawesi Utara	6.452	6.542	6.542	6.542	6.542	6.542
Sulawesi Tengah	5.697	5.830	5.883	5.883	5.909	5.909
Sulawesi Selatan	4.483	4.483	4.483	4.501	4.501	4.501
Sulawesi Tenggara	5.365	5.388	5.388	5.411	5.411	5.411
Gorontalo	5.806	5.806	5.688	5.806	5.806	5.806
Sulawesi Barat	5.012	5.012	5.012	5.012	5.012	5.012
Maluku	7.034	7.034	7.109	7.109	6.958	6.958
Maluku Utara	7.482	7.378	7.378	7.482	7.794	7.742
Papua Barat	7.637	7.637	7.693	7.750	7.691	7.691
Papua	6.916	6.916	7.150	7.150	7.101	7.101
Nasional	5.649	5.664	5.670	5.686	5.711	5.714

Lanjutan Tabel 1.59

Provinsi	Juli	Agustus	September	Oktober	November	Desember	Rata-rata
(1)	(8)	(9)	(10)	(11)	(12)	(13)	(14)
Aceh	6.153	6.185	6.185	6.206	6.185	6.175	6.147
Sumatera Utara	7.207	7.276	7.352	7.352	7.619	7.473	7.230
Sumatera Barat	5.095	5.254	5.297	5.297	5.297	5.297	5.148
Riau	5.195	5.221	5.168	5.168	5.139	5.224	5.216
Jambi	5.112	5.200	5.306	5.306	5.466	5.466	5.204
Sumatera Selatan	5.767	5.851	5.788	5.663	5.663	5.663	5.746
Bengkulu	4.565	4.565	4.565	4.565	4.500	4.468	4.519
Lampung	5.071	5.218	5.242	5.402	5.353	5.353	5.146
Kep. Bangka Belitung	5.346	5.464	5.464	5.464	5.494	5.494	5.366
Kepulauan Riau	7.742	7.775	7.723	7.778	7.958	7.958	7.759
Jawa Barat	5.065	5.137	5.107	5.107	5.107	5.122	5.028
Jawa Tengah	4.694	4.758	4.780	4.811	4.814	4.834	4.715
D. I. Yogyakarta	4.732	4.768	4.768	4.768	4.868	4.868	4.748
Jawa Timur	5.100	5.149	5.122	5.138	5.162	5.172	5.085
Banten	4.690	4.805	4.825	4.825	4.825	4.825	4.638
Bali	4.308	4.308	4.318	4.318	4.370	4.370	4.284
Nusa Tenggara Barat	4.737	4.737	4.813	4.813	4.813	4.813	4.739
Nusa Tenggara Timur	6.209	6.380	6.380	6.380	6.462	6.579	6.253
Kalimantan Barat	5.946	5.963	5.999	5.999	5.980	5.980	5.938
Kalimantan Tengah	5.779	5.779	5.779	5.779	5.753	5.753	5.610
Kalimantan Selatan	5.011	5.011	5.000	5.035	5.070	5.088	5.007
Kalimantan Timur	7.761	7.843	7.898	7.953	7.898	7.816	7.661
Sulawesi Utara	6.892	6.694	6.709	6.785	6.785	6.785	6.651
Sulawesi Tengah	5.935	6.155	6.155	6.238	6.172	6.172	5.995
Sulawesi Selatan	4.501	4.586	4.586	4.568	4.568	4.606	4.530
Sulawesi Tenggara	5.411	5.436	5.436	5.436	5.548	5.548	5.432
Gorontalo	5.806	5.806	5.806	5.688	5.688	5.688	5.767
Sulawesi Barat	5.047	5.117	5.117	5.117	5.117	5.117	5.059
Maluku	6.958	6.923	6.968	6.968	6.968	6.914	6.992
Maluku Utara	7.742	7.845	7.845	7.845	7.845	7.936	7.693
Papua Barat	7.691	7.807	7.807	7.807	7.807	8.188	7.767
Papua	6.978	7.251	7.251	7.251	7.201	7.201	7.122
Nasional	5.758	5.821	5.830	5.838	5.859	5.873	5.756

Tabel 1.60
Harga Konsumen Perdesaan Kelompok Bahan Makanan, 2012
Kelapa Tua (Rp/Butir)

Provinsi	Januari	Februari	Maret	April	Mei	Juni
(1)	(2)	(3)	(4)	(5)	(6)	(7)
Aceh	2.849	2.849	2.999	2.913	2.861	2.851
Sumatera Utara	3.977	3.886	3.826	3.886	3.905	4.044
Sumatera Barat	2.953	3.050	2.907	2.954	3.052	2.954
Riau	3.877	3.919	3.873	3.784	3.784	3.829
Jambi	3.815	3.770	3.770	3.995	3.898	4.033
Sumatera Selatan	3.546	3.546	3.546	3.609	3.609	3.609
Bengkulu	2.339	2.391	2.305	2.347	2.347	2.347
Lampung	2.200	2.271	2.360	2.360	2.405	2.405
Kep. Bangka Belitung	4.084	3.907	4.084	4.084	4.007	4.084
Kepulauan Riau	2.612	2.389	2.389	2.389	2.389	2.389
Jawa Barat	3.200	3.187	3.162	3.167	3.149	3.181
Jawa Tengah	3.502	3.504	3.441	3.419	3.422	3.400
D. I. Yogyakarta	2.789	2.840	2.789	2.768	2.820	2.768
Jawa Timur	3.721	3.699	3.699	3.627	3.606	3.617
Banten	2.827	2.870	2.784	2.913	2.870	2.827
Bali	3.108	3.143	3.038	3.142	3.107	3.142
Nusa Tenggara Barat	3.525	3.204	3.397	3.269	3.269	3.269
Nusa Tenggara Timur	2.356	2.356	2.356	2.409	2.409	2.409
Kalimantan Barat	3.034	3.079	3.079	3.038	3.132	3.132
Kalimantan Tengah	3.566	3.614	3.614	3.614	3.661	3.661
Kalimantan Selatan	3.206	3.206	3.139	3.200	3.323	3.323
Kalimantan Timur	5.312	5.132	5.222	5.113	5.113	5.113
Sulawesi Utara	2.139	2.201	2.201	2.201	2.255	2.201
Sulawesi Tengah	1.922	1.949	1.906	1.935	1.906	1.947
Sulawesi Selatan	2.833	2.792	2.792	2.792	2.792	2.792
Sulawesi Tenggara	2.343	2.304	2.304	2.304	2.345	2.345
Gorontalo	1.800	1.800	1.740	1.740	1.740	1.740
Sulawesi Barat	1.929	1.929	1.990	2.050	2.050	2.050
Maluku	1.778	1.832	1.832	1.832	1.832	1.880
Maluku Utara	3.050	3.050	3.002	3.002	2.907	2.907
Papua Barat	3.182	3.182	3.182	3.182	3.182	3.182
Papua	4.686	4.686	4.686	4.486	4.486	4.486
Nasional	3.064	3.048	3.044	3.048	3.051	3.060

Lanjutan Tabel 1.60

Provinsi	Juli	Agustus	September	Oktober	November	Desember	Rata-rata
(1)	(8)	(9)	(10)	(11)	(12)	(13)	(14)
Aceh	2.861	2.790	2.790	2.766	2.790	2.766	2.840
Sumatera Utara	4.013	4.158	4.086	4.053	3.980	4.083	3.992
Sumatera Barat	3.002	3.088	3.133	3.133	3.261	3.220	3.059
Riau	3.873	3.873	3.873	3.820	3.643	3.554	3.809
Jambi	4.033	3.983	3.938	3.892	3.802	3.802	3.894
Sumatera Selatan	3.609	3.609	3.731	3.731	3.670	3.670	3.624
Bengkulu	2.305	2.388	2.388	2.388	2.347	2.305	2.350
Lampung	2.405	2.431	2.279	2.279	2.159	2.159	2.309
Kep. Bangka Belitung	4.084	4.084	4.007	4.084	4.007	4.007	4.044
Kepulauan Riau	2.512	2.580	2.580	2.580	2.580	2.580	2.497
Jawa Barat	3.238	3.270	3.226	3.213	3.235	3.232	3.205
Jawa Tengah	3.422	3.493	3.406	3.347	3.356	3.335	3.421
D. I. Yogyakarta	2.820	2.768	2.665	2.675	2.748	2.872	2.777
Jawa Timur	3.679	3.749	3.688	3.666	3.764	3.945	3.705
Banten	2.784	2.913	2.742	2.784	2.784	2.784	2.824
Bali	3.163	3.211	3.108	3.006	3.006	3.050	3.102
Nusa Tenggara Barat	3.196	3.392	3.183	3.255	3.330	3.264	3.296
Nusa Tenggara Timur	2.409	2.409	2.409	2.353	2.411	2.411	2.391
Kalimantan Barat	3.132	3.174	3.174	3.128	3.128	3.128	3.113
Kalimantan Tengah	3.471	3.444	3.444	3.444	3.439	3.439	3.534
Kalimantan Selatan	3.354	3.384	3.414	3.384	3.384	3.545	3.322
Kalimantan Timur	5.206	5.206	5.206	5.120	4.989	4.903	5.137
Sulawesi Utara	2.258	2.220	2.220	2.220	2.266	2.383	2.230
Sulawesi Tengah	1.917	1.981	2.028	2.028	1.998	2.057	1.965
Sulawesi Selatan	2.837	2.930	2.875	2.875	2.875	2.875	2.838
Sulawesi Tenggara	2.358	2.449	2.403	2.363	2.363	2.408	2.357
Gorontalo	1.740	1.772	1.772	1.772	1.772	1.772	1.763
Sulawesi Barat	2.050	2.020	2.020	2.020	1.959	1.959	2.002
Maluku	1.880	1.880	1.880	1.880	1.880	1.880	1.855
Maluku Utara	2.907	3.050	3.098	3.098	2.937	2.937	2.995
Papua Barat	3.182	3.333	3.333	3.333	3.333	2.812	3.201
Papua	4.486	4.486	4.486	4.486	4.486	4.486	4.536
Nasional	3.068	3.110	3.081	3.068	3.053	3.051	3.062

Tabel 1.61
Harga Konsumen Perdesaan Kelompok Bahan Makanan, 2012
Kangkung (Rp/Kg)

Provinsi	Januari	Februari	Maret	April	Mei	Juni
(1)	(2)	(3)	(4)	(5)	(6)	(7)
Aceh	4.164	4.127	4.220	4.320	4.320	4.257
Sumatera Utara	3.535	3.624	3.712	3.712	3.741	3.712
Sumatera Barat	6.087	5.895	5.775	5.618	5.700	5.779
Riau	5.976	5.764	5.808	5.878	5.878	5.917
Jambi	6.291	6.200	5.691	5.474	5.434	5.107
Sumatera Selatan	4.111	4.177	4.430	4.367	4.572	4.769
Bengkulu	5.429	5.324	5.025	4.876	4.976	5.224
Lampung	3.596	3.570	3.443	3.363	3.368	3.429
Kep. Bangka Belitung	9.432	8.512	9.340	9.248	9.339	9.614
Kepulauan Riau	13.145	12.141	12.061	12.061	12.222	12.383
Jawa Barat	3.960	3.939	3.971	3.931	3.963	4.035
Jawa Tengah	2.705	2.848	2.848	2.828	2.771	2.773
D. I. Yogyakarta	2.234	2.346	2.412	2.465	2.461	2.414
Jawa Timur	2.727	2.868	2.815	2.907	2.941	3.028
Banten	2.870	3.064	3.176	3.176	3.176	3.176
Bali	3.687	3.779	3.870	3.870	3.874	3.908
Nusa Tenggara Barat	4.970	5.210	5.151	5.091	5.234	5.442
Nusa Tenggara Timur	7.208	7.194	7.343	7.491	7.491	7.560
Kalimantan Barat	6.378	6.620	6.685	6.685	6.807	6.807
Kalimantan Tengah	5.971	6.391	6.158	6.158	6.248	6.297
Kalimantan Selatan	4.780	4.836	5.035	5.198	5.304	5.408
Kalimantan Timur	10.247	9.960	10.247	10.406	10.836	11.190
Sulawesi Utara	5.286	5.475	5.525	5.534	5.732	5.684
Sulawesi Tengah	4.928	4.752	4.987	5.027	4.992	4.998
Sulawesi Selatan	4.168	4.217	4.021	4.127	4.361	4.361
Sulawesi Tenggara	5.273	5.177	5.393	5.373	5.478	5.469
Gorontalo	3.169	3.034	3.186	3.341	3.283	3.181
Sulawesi Barat	5.096	5.458	5.347	5.347	5.408	5.408
Maluku	8.721	8.762	8.794	9.412	9.367	9.592
Maluku Utara	10.951	11.556	11.405	11.480	11.480	11.933
Papua Barat	9.439	9.294	9.545	9.671	9.544	9.891
Papua	9.094	9.256	8.878	9.368	9.368	9.368
Nasional	5.801	5.793	5.822	5.869	5.927	6.004

Lanjutan Tabel 1.61

Provinsi	Juli	Agustus	September	Oktober	November	Desember	Rata-rata
(1)	(8)	(9)	(10)	(11)	(12)	(13)	(14)
Aceh	4.228	4.314	4.284	4.314	4.446	4.476	4.289
Sumatera Utara	3.712	3.712	3.655	3.845	3.864	3.844	3.722
Sumatera Barat	5.969	6.458	6.397	6.221	6.172	6.263	6.028
Riau	5.994	6.111	6.265	6.112	6.153	6.344	6.017
Jambi	5.203	5.435	5.510	5.473	5.379	5.174	5.531
Sumatera Selatan	4.900	5.096	5.418	5.321	5.442	5.442	4.837
Bengkulu	5.125	5.125	5.224	5.224	5.224	5.173	5.163
Lampung	3.333	3.496	3.671	3.715	3.715	3.480	3.515
Kep. Bangka Belitung	9.372	9.572	9.485	9.399	9.312	9.529	9.346
Kepulauan Riau	12.785	12.590	13.219	13.052	13.205	13.205	12.672
Jawa Barat	4.058	4.306	4.433	4.417	4.447	4.738	4.183
Jawa Tengah	2.893	3.038	3.066	3.001	2.953	2.957	2.890
D. I. Yogyakarta	2.511	2.750	2.780	2.748	2.617	2.531	2.522
Jawa Timur	3.180	3.245	3.244	3.359	3.280	3.295	3.074
Banten	3.288	3.288	3.325	3.512	3.766	3.724	3.295
Bali	3.921	4.152	4.086	4.284	4.317	4.241	3.999
Nusa Tenggara Barat	5.243	5.389	5.140	5.016	5.016	5.077	5.165
Nusa Tenggara Timur	7.630	7.638	7.774	7.774	7.774	7.782	7.555
Kalimantan Barat	6.988	7.178	7.144	6.924	7.062	7.124	6.867
Kalimantan Tengah	6.469	6.955	6.760	6.864	6.502	6.773	6.462
Kalimantan Selatan	5.459	5.511	5.564	5.670	5.670	5.670	5.342
Kalimantan Timur	11.190	12.145	11.667	11.735	11.667	11.804	11.091
Sulawesi Utara	6.123	6.123	6.067	6.076	6.076	6.175	5.823
Sulawesi Tengah	5.224	5.546	5.650	5.858	5.800	5.881	5.304
Sulawesi Selatan	4.312	4.227	4.227	4.227	4.160	4.045	4.204
Sulawesi Tenggara	5.589	5.763	5.795	5.807	5.930	6.063	5.592
Gorontalo	3.250	3.285	3.223	3.290	3.262	3.150	3.221
Sulawesi Barat	5.547	5.778	5.778	5.778	5.778	5.200	5.494
Maluku	8.975	8.604	9.219	9.266	8.997	9.754	9.122
Maluku Utara	12.009	12.764	12.689	12.770	13.141	13.141	12.110
Papua Barat	9.891	10.019	10.019	10.019	9.882	10.431	9.804
Papua	9.566	9.691	9.722	9.722	9.644	9.808	9.457
Nasional	6.061	6.228	6.266	6.275	6.270	6.322	6.053

Tabel 1.62
Harga Konsumen Perdesaan Kelompok Bahan Makanan, 2012
Bayam (Rp/Kg)

Provinsi	Januari	Februari	Maret	April	Mei	Juni
(1)	(2)	(3)	(4)	(5)	(6)	(7)
Aceh	5.357	5.297	5.363	5.447	5.385	5.473
Sumatera Utara	5.120	5.323	5.183	5.323	5.323	5.554
Sumatera Barat	6.322	6.138	5.893	5.893	6.050	6.050
Riau	6.571	6.500	6.500	6.359	6.429	6.643
Jambi	7.885	7.942	7.507	7.240	7.323	6.711
Sumatera Selatan	4.994	4.994	4.994	5.202	5.271	5.410
Bengkulu	4.585	4.585	4.137	4.422	4.508	4.546
Lampung	3.916	3.888	3.762	3.569	3.585	3.655
Kep. Bangka Belitung	11.760	11.074	11.918	11.496	12.028	11.675
Kepulauan Riau	10.809	10.422	10.273	10.273	10.273	10.071
Jawa Barat	4.618	4.584	4.639	4.641	4.670	4.704
Jawa Tengah	3.063	3.095	3.124	3.049	3.055	3.115
D. I. Yogyakarta	2.508	2.538	2.554	2.682	2.662	2.675
Jawa Timur	3.487	3.640	3.602	3.579	3.638	3.669
Banten	3.670	3.870	3.870	3.870	3.920	3.970
Bali	3.288	3.388	3.355	3.389	3.389	3.422
Nusa Tenggara Barat	3.681	3.623	3.565	3.565	3.553	3.620
Nusa Tenggara Timur	7.812	7.801	7.793	7.786	7.786	7.894
Kalimantan Barat	10.049	9.788	9.971	9.837	10.112	10.325
Kalimantan Tengah	8.083	8.167	8.208	8.127	8.208	7.899
Kalimantan Selatan	6.859	6.919	7.237	7.209	7.209	7.155
Kalimantan Timur	18.545	18.545	18.440	19.013	19.642	20.478
Sulawesi Utara	6.285	6.324	6.423	6.594	6.750	6.702
Sulawesi Tengah	5.303	5.473	5.812	5.834	5.649	5.642
Sulawesi Selatan	4.974	4.974	5.060	5.153	5.290	5.395
Sulawesi Tenggara	6.479	6.634	6.550	6.626	6.334	6.588
Gorontalo	5.419	5.369	5.251	5.535	5.360	5.360
Sulawesi Barat	5.734	5.822	6.075	5.948	5.853	5.853
Maluku	12.664	12.919	12.771	13.774	13.137	13.745
Maluku Utara	12.162	12.766	12.615	12.615	12.615	13.673
Papua Barat	9.500	9.167	9.500	9.500	9.500	10.080
Papua	11.876	12.013	11.706	12.391	12.391	12.391
Nasional	6.980	6.987	6.989	7.061	7.091	7.192

Lanjutan Tabel 1.62

Provinsi	Juli	Agustus	September	Oktober	November	Desember	Rata-rata
(1)	(8)	(9)	(10)	(11)	(12)	(13)	(14)
Aceh	5.530	5.501	5.516	5.472	5.749	5.765	5.488
Sumatera Utara	5.344	5.447	5.641	5.468	5.622	5.640	5.416
Sumatera Barat	6.089	6.334	6.459	6.381	6.338	6.338	6.190
Riau	6.750	6.821	7.000	7.107	6.879	7.093	6.721
Jambi	7.087	7.203	6.980	7.017	6.961	6.738	7.216
Sumatera Selatan	5.217	5.474	5.910	5.878	6.033	6.142	5.460
Bengkulu	4.401	4.473	4.618	4.618	4.655	4.727	4.523
Lampung	3.715	4.067	4.474	4.626	4.866	4.509	4.053
Kep. Bangka Belitung	11.622	12.525	13.441	13.237	13.760	14.169	12.392
Kepulauan Riau	10.323	10.335	10.852	10.747	10.939	10.747	10.505
Jawa Barat	4.720	4.886	4.891	4.845	4.866	5.084	4.762
Jawa Tengah	3.134	3.342	3.467	3.463	3.339	3.379	3.219
D. I. Yogyakarta	2.709	2.789	2.820	2.911	2.750	2.618	2.685
Jawa Timur	3.671	3.812	3.792	3.974	3.772	3.826	3.705
Banten	4.020	4.070	4.020	4.170	4.360	4.525	4.028
Bali	3.455	3.502	3.336	3.306	3.336	3.262	3.369
Nusa Tenggara Barat	3.504	3.637	3.637	3.637	3.793	3.793	3.634
Nusa Tenggara Timur	7.863	7.871	8.030	8.129	8.054	7.912	7.894
Kalimantan Barat	10.422	10.535	10.467	10.150	10.374	10.629	10.222
Kalimantan Tengah	8.058	8.234	8.155	8.155	8.111	8.111	8.126
Kalimantan Selatan	7.155	7.155	7.264	7.318	7.210	7.373	7.172
Kalimantan Timur	20.900	22.363	21.736	22.363	22.363	22.572	20.580
Sulawesi Utara	7.069	7.069	7.022	7.022	7.022	7.168	6.788
Sulawesi Tengah	5.822	6.102	6.047	6.385	6.340	6.138	5.879
Sulawesi Selatan	5.525	5.525	5.428	5.428	5.571	5.511	5.320
Sulawesi Tenggara	6.838	6.978	7.621	7.691	7.677	7.723	6.978
Gorontalo	5.437	5.498	5.026	4.901	5.134	5.134	5.285
Sulawesi Barat	5.821	5.950	5.692	5.950	5.692	5.433	5.819
Maluku	14.012	14.240	14.787	15.561	15.624	15.146	14.032
Maluku Utara	14.284	14.742	14.437	14.437	15.168	15.168	13.723
Papua Barat	10.136	10.617	10.617	10.617	9.917	10.653	9.984
Papua	12.557	12.658	12.967	12.967	12.967	13.052	12.495
Nasional	7.287	7.492	7.567	7.623	7.664	7.690	7.302

Tabel 1.63
Harga Konsumen Perdesaan Kelompok Bahan Makanan, 2012
Kubis/Kol (Rp/Kg)

Provinsi	Januari	Februari	Maret	April	Mei	Juni
(1)	(2)	(3)	(4)	(5)	(6)	(7)
Aceh	5.320	5.129	5.043	5.192	5.253	5.139
Sumatera Utara	4.103	4.003	4.028	4.053	3.878	3.853
Sumatera Barat	6.276	5.781	6.162	5.551	5.653	5.627
Riau	5.898	5.965	6.045	6.381	6.381	6.171
Jambi	5.574	5.490	5.400	5.265	5.346	5.312
Sumatera Selatan	7.272	7.114	6.990	7.031	6.825	7.073
Bengkulu	5.316	5.541	5.541	5.166	5.241	5.316
Lampung	4.254	4.254	4.182	4.221	4.020	4.090
Kep. Bangka Belitung	9.949	10.009	11.010	10.666	10.810	10.702
Kepulauan Riau	10.153	10.221	10.349	10.414	10.480	10.049
Jawa Barat	6.201	6.039	5.661	5.874	5.742	5.846
Jawa Tengah	7.672	6.962	6.573	6.382	6.262	6.179
D. I. Yogyakarta	7.247	7.445	7.073	6.845	6.785	7.125
Jawa Timur	9.382	9.499	8.973	8.820	8.483	8.303
Banten	6.060	5.851	5.398	5.468	5.584	5.468
Bali	8.299	8.536	8.109	8.515	8.398	8.087
Nusa Tenggara Barat	6.949	7.113	7.302	7.397	7.808	7.707
Nusa Tenggara Timur	5.785	5.816	6.122	5.920	5.978	5.978
Kalimantan Barat	9.625	10.284	9.906	9.906	10.519	10.944
Kalimantan Tengah	11.209	10.717	11.138	11.138	10.763	10.548
Kalimantan Selatan	9.460	9.460	8.842	8.919	8.772	8.625
Kalimantan Timur	12.446	12.484	13.121	13.674	13.674	13.976
Sulawesi Utara	4.395	4.479	4.479	4.640	4.640	4.646
Sulawesi Tengah	5.183	5.444	5.358	5.241	5.366	5.241
Sulawesi Selatan	5.014	5.281	4.970	5.218	4.947	5.270
Sulawesi Tenggara	4.840	4.756	4.798	4.925	4.883	4.925
Gorontalo	9.059	9.512	10.109	10.785	11.324	10.487
Sulawesi Barat	5.988	6.082	5.894	6.450	6.211	6.448
Maluku	13.498	13.765	13.735	15.544	15.275	15.907
Maluku Utara	11.098	11.098	11.098	11.098	11.730	11.611
Papua Barat	19.663	18.347	16.760	16.318	16.889	16.061
Papua	11.941	11.022	10.680	10.766	11.333	11.459
Nasional	7.973	7.922	7.839	7.931	7.977	7.943

Lanjutan Tabel 1.63

Provinsi	Juli	Agustus	September	Oktober	November	Desember	Rata-rata
(1)	(8)	(9)	(10)	(11)	(12)	(13)	(14)
Aceh	5.180	5.303	5.219	5.205	5.161	5.103	5.187
Sumatera Utara	3.902	3.957	3.787	3.890	3.918	4.131	3.958
Sumatera Barat	5.627	5.627	6.408	6.806	6.806	7.181	6.125
Riau	6.101	6.311	6.241	6.556	6.599	6.809	6.288
Jambi	5.658	5.658	6.207	7.415	7.512	7.069	5.992
Sumatera Selatan	7.235	7.642	7.886	8.462	8.966	9.040	7.628
Bengkulu	5.353	5.278	5.466	6.439	6.439	6.635	5.644
Lampung	4.266	4.301	4.740	4.891	4.975	4.690	4.407
Kep. Bangka Belitung	10.594	9.948	10.271	10.558	10.773	10.630	10.493
Kepulauan Riau	9.658	9.906	10.401	10.104	10.172	10.104	10.167
Jawa Barat	5.912	6.014	6.244	6.677	7.197	7.380	6.232
Jawa Tengah	6.334	6.684	7.644	9.199	10.300	10.294	7.540
D. I. Yogyakarta	6.939	7.409	7.780	7.889	8.283	8.283	7.425
Jawa Timur	8.318	8.415	9.062	11.152	11.701	11.084	9.433
Banten	5.468	5.468	5.423	5.791	6.244	6.100	5.694
Bali	7.623	7.493	7.493	8.144	8.908	9.022	8.219
Nusa Tenggara Barat	7.502	7.291	7.051	7.051	7.491	7.250	7.326
Nusa Tenggara Timur	5.978	6.185	6.437	6.369	6.369	6.098	6.086
Kalimantan Barat	10.944	10.747	10.176	10.223	10.197	10.550	10.335
Kalimantan Tengah	10.308	10.211	10.549	10.741	11.030	11.223	10.798
Kalimantan Selatan	8.772	8.772	8.723	8.797	9.288	9.288	8.976
Kalimantan Timur	14.212	14.526	14.291	13.662	14.055	14.448	13.714
Sulawesi Utara	4.646	4.646	4.646	4.743	4.743	4.807	4.626
Sulawesi Tengah	5.168	5.014	5.048	5.421	5.100	5.358	5.245
Sulawesi Selatan	5.297	5.207	5.266	4.974	5.223	5.745	5.201
Sulawesi Tenggara	5.150	5.162	5.053	4.843	4.780	5.200	4.943
Gorontalo	10.195	11.040	10.836	10.242	9.730	10.217	10.295
Sulawesi Barat	6.668	6.337	6.172	5.943	6.050	6.315	6.213
Maluku	14.615	13.944	13.911	13.260	13.324	12.672	14.121
Maluku Utara	11.161	11.652	11.529	11.100	11.100	11.878	11.346
Papua Barat	16.714	16.518	16.649	16.075	17.272	17.966	17.103
Papua	11.254	11.341	11.455	11.555	11.582	11.340	11.311
Nasional	7.899	7.938	8.064	8.256	8.478	8.560	8.065

Tabel 1.64
Harga Konsumen Perdesaan Kelompok Bahan Makanan, 2012
Kacang Panjang (Rp/Kg)

Provinsi	Januari	Februari	Maret	April	Mei	Juni
(1)	(2)	(3)	(4)	(5)	(6)	(7)
Aceh	7.546	7.546	7.636	7.808	7.651	7.697
Sumatera Utara	7.360	7.324	7.096	7.337	7.337	7.054
Sumatera Barat	6.523	6.567	6.644	6.574	6.757	6.595
Riau	8.357	7.805	7.805	7.652	7.652	7.579
Jambi	9.563	9.462	8.989	8.396	8.576	8.091
Sumatera Selatan	7.035	6.989	7.271	7.271	7.584	7.794
Bengkulu	6.624	6.856	6.635	6.635	6.524	6.746
Lampung	5.494	5.047	5.211	5.138	5.188	5.234
Kep. Bangka Belitung	13.446	12.858	12.989	12.597	12.075	12.075
Kepulauan Riau	15.640	15.792	15.640	15.792	15.473	16.271
Jawa Barat	7.514	7.978	7.826	7.941	8.373	8.709
Jawa Tengah	6.422	6.892	7.194	6.695	6.463	6.709
D. I. Yogyakarta	6.182	7.375	8.050	7.648	8.254	8.254
Jawa Timur	5.706	6.068	6.498	6.203	6.032	6.177
Banten	6.173	6.510	6.465	6.643	6.820	6.660
Bali	6.979	7.208	7.215	6.693	6.629	6.923
Nusa Tenggara Barat	6.424	6.754	6.622	6.832	7.196	7.601
Nusa Tenggara Timur	8.833	8.905	8.943	8.649	8.807	8.975
Kalimantan Barat	10.379	10.547	10.823	11.127	11.537	11.537
Kalimantan Tengah	8.398	8.351	8.634	8.233	8.233	8.647
Kalimantan Selatan	13.113	12.982	12.922	12.696	13.127	13.127
Kalimantan Timur	17.696	18.876	18.984	19.415	19.117	19.117
Sulawesi Utara	4.338	4.477	4.477	4.562	4.562	4.599
Sulawesi Tengah	5.989	6.174	6.236	6.088	5.787	5.869
Sulawesi Selatan	4.875	4.907	4.692	4.807	4.968	5.017
Sulawesi Tenggara	7.178	7.250	6.919	6.954	6.990	7.220
Gorontalo	7.593	7.641	7.524	7.589	7.819	7.481
Sulawesi Barat	6.353	6.353	6.257	5.990	6.289	6.187
Maluku	21.567	22.396	23.845	23.093	24.738	25.319
Maluku Utara	12.026	11.393	11.393	11.453	11.935	11.133
Papua Barat	12.543	12.543	12.991	12.799	12.661	12.661
Papua	10.938	11.032	10.813	10.972	10.972	10.972
Nasional	8.900	9.027	9.101	9.009	9.129	9.188

Lanjutan Tabel 1.64

Provinsi	Juli	Agustus	September	Oktober	November	Desember	Rata-rata
(1)	(8)	(9)	(10)	(11)	(12)	(13)	(14)
Aceh	7.617	8.185	7.903	7.820	7.660	7.316	7.699
Sumatera Utara	7.458	7.798	7.397	7.316	7.477	7.811	7.397
Sumatera Barat	6.559	6.803	7.183	7.538	7.379	6.712	6.819
Riau	8.193	8.823	8.823	9.060	8.976	9.056	8.315
Jambi	8.692	8.749	9.238	9.700	9.700	8.792	8.996
Sumatera Selatan	8.088	8.382	9.070	8.648	7.846	7.114	7.758
Bengkulu	6.577	6.802	7.027	7.476	7.701	7.251	6.904
Lampung	5.109	5.129	5.642	5.706	5.596	5.299	5.316
Kep. Bangka Belitung	12.466	12.662	13.928	14.175	14.298	14.168	13.145
Kepulauan Riau	16.271	16.764	17.113	16.799	16.661	16.799	16.251
Jawa Barat	8.783	9.282	10.210	9.404	9.228	9.510	8.730
Jawa Tengah	7.225	7.761	8.537	8.400	7.704	7.780	7.315
D. I. Yogyakarta	8.439	8.713	9.585	8.973	8.528	9.562	8.297
Jawa Timur	6.909	7.179	7.050	6.717	6.325	6.629	6.458
Banten	6.660	6.864	7.316	6.745	6.745	6.518	6.677
Bali	7.396	7.690	6.990	6.933	6.676	6.390	6.977
Nusa Tenggara Barat	7.178	7.333	7.333	7.404	7.676	8.245	7.217
Nusa Tenggara Timur	8.937	8.937	8.872	8.872	8.872	8.812	8.868
Kalimantan Barat	11.760	11.760	11.565	11.336	11.166	10.881	11.202
Kalimantan Tengah	8.848	9.040	9.198	9.198	9.587	9.493	8.822
Kalimantan Selatan	13.974	13.849	15.233	15.995	15.722	15.558	14.025
Kalimantan Timur	19.976	20.791	21.708	21.301	20.282	19.466	19.727
Sulawesi Utara	4.599	4.599	4.558	4.568	4.568	4.885	4.566
Sulawesi Tengah	6.077	6.354	6.190	6.493	6.350	6.646	6.188
Sulawesi Selatan	4.769	5.016	4.630	4.630	4.630	4.783	4.810
Sulawesi Tenggara	7.542	7.840	7.759	7.835	7.857	7.878	7.435
Gorontalo	7.655	7.472	8.122	8.592	8.592	8.162	7.854
Sulawesi Barat	6.243	6.779	6.515	7.037	6.982	6.377	6.447
Maluku	25.067	25.011	24.820	25.275	25.871	27.164	24.514
Maluku Utara	11.621	11.914	11.670	11.861	11.861	11.312	11.631
Papua Barat	12.970	13.119	13.566	13.566	13.566	14.244	13.102
Papua	10.972	11.396	11.469	11.610	11.441	11.441	11.169
Nasional	9.395	9.650	9.882	9.906	9.798	9.752	9.395

Tabel 1.65
Harga Konsumen Perdesaan Kelompok Bahan Makanan, 2012
Kentang (Rp/Kg)

Provinsi	Januari	Februari	Maret	April	Mei	Juni
(1)	(2)	(3)	(4)	(5)	(6)	(7)
Aceh	8.846	8.756	8.309	8.363	8.579	8.565
Sumatera Utara	8.310	7.823	7.869	7.800	7.660	7.730
Sumatera Barat	7.285	7.355	7.009	6.651	6.651	6.651
Riau	8.042	7.623	7.567	7.436	7.778	7.396
Jambi	5.865	5.815	5.625	5.515	5.490	5.163
Sumatera Selatan	7.328	7.199	7.068	6.891	7.068	7.179
Bengkulu	7.938	7.825	7.373	7.101	7.019	6.992
Lampung	7.684	7.507	7.370	7.037	6.947	7.143
Kep. Bangka Belitung	10.401	10.217	10.523	10.523	10.714	10.523
Kepulauan Riau	8.769	8.290	8.033	8.097	8.130	7.999
Jawa Barat	7.570	7.487	7.403	7.202	7.006	7.001
Jawa Tengah	7.700	7.474	7.451	7.122	6.945	6.923
D. I. Yogyakarta	8.394	8.342	8.136	7.904	7.698	7.756
Jawa Timur	7.771	7.555	7.270	7.044	6.842	6.979
Banten	8.770	8.843	8.891	9.085	8.940	8.915
Bali	9.302	9.228	9.178	9.077	9.144	9.148
Nusa Tenggara Barat	9.862	9.298	9.486	9.486	9.486	9.486
Nusa Tenggara Timur	16.456	15.021	14.536	14.779	14.430	14.945
Kalimantan Barat	11.217	11.456	11.236	11.333	11.282	11.423
Kalimantan Tengah	14.732	14.103	14.160	14.039	14.009	13.587
Kalimantan Selatan	14.020	14.896	14.151	14.203	14.103	14.103
Kalimantan Timur	12.750	12.846	13.204	13.104	12.722	12.923
Sulawesi Utara	7.944	8.226	8.057	7.950	7.378	7.193
Sulawesi Tengah	14.214	13.757	13.843	14.128	14.271	14.500
Sulawesi Selatan	12.212	12.334	11.381	12.135	11.948	11.779
Sulawesi Tenggara	16.107	15.921	15.364	15.407	15.673	15.240
Gorontalo	13.794	12.679	12.384	12.237	12.384	12.384
Sulawesi Barat	13.427	12.974	12.058	12.058	11.987	11.987
Maluku	18.099	17.506	17.632	17.280	18.061	18.880
Maluku Utara	16.750	16.562	16.562	16.562	16.562	17.188
Papua Barat	21.481	21.562	21.327	21.250	21.019	20.765
Papua	19.143	17.961	17.683	17.938	18.706	18.435
Nasional	11.318	11.076	10.879	10.836	10.832	10.840

Lanjutan Tabel 1.65

Provinsi	Juli	Agustus	September	Oktober	November	Desember	Rata-rata
(1)	(8)	(9)	(10)	(11)	(12)	(13)	(14)
Aceh	8.674	8.896	8.632	8.442	8.365	8.156	8.549
Sumatera Utara	7.939	8.321	7.936	7.936	7.883	7.961	7.931
Sumatera Barat	6.513	6.710	6.589	6.798	7.028	6.828	6.839
Riau	7.396	7.447	7.549	7.549	7.549	7.549	7.574
Jambi	5.245	5.124	5.415	5.214	5.460	5.483	5.451
Sumatera Selatan	7.444	7.201	7.466	7.466	7.665	7.847	7.318
Bengkulu	7.318	7.726	7.780	7.807	7.699	8.066	7.554
Lampung	7.355	7.355	8.071	8.211	7.755	7.461	7.491
Kep. Bangka Belitung	10.650	10.778	10.932	10.624	11.486	11.825	10.766
Kepulauan Riau	7.901	8.214	8.504	8.504	8.504	8.504	8.287
Jawa Barat	7.248	7.370	7.190	7.163	7.139	7.357	7.261
Jawa Tengah	7.192	7.354	7.308	6.969	7.184	7.692	7.276
D. I. Yogyakarta	8.011	7.923	7.838	7.182	7.535	7.912	7.886
Jawa Timur	7.067	7.291	7.224	7.089	7.089	7.500	7.227
Banten	9.401	9.659	9.682	9.635	9.682	9.542	9.254
Bali	9.340	9.306	9.271	9.200	9.325	9.681	9.267
Nusa Tenggara Barat	9.298	9.392	9.493	9.695	9.695	9.897	9.548
Nusa Tenggara Timur	14.912	14.779	14.549	14.616	14.415	14.549	14.832
Kalimantan Barat	11.564	11.719	11.667	11.989	11.811	12.009	11.559
Kalimantan Tengah	13.990	14.234	14.119	13.569	12.939	13.370	13.904
Kalimantan Selatan	14.304	14.404	14.303	14.655	15.458	15.106	14.475
Kalimantan Timur	12.821	12.669	12.821	12.618	12.935	12.513	12.827
Sulawesi Utara	7.246	7.050	6.738	6.639	6.688	6.812	7.327
Sulawesi Tengah	14.962	15.109	14.949	14.669	14.419	14.321	14.429
Sulawesi Selatan	11.814	11.442	11.485	10.911	11.456	12.602	11.792
Sulawesi Tenggara	15.673	15.797	15.704	15.447	15.801	16.004	15.678
Gorontalo	12.679	12.974	12.974	12.001	12.001	12.429	12.577
Sulawesi Barat	12.340	11.673	11.406	10.939	11.139	11.006	11.916
Maluku	18.723	19.517	19.555	19.405	19.472	19.818	18.662
Maluku Utara	17.063	17.688	17.688	17.313	16.462	17.481	16.990
Papua Barat	21.595	21.516	21.200	21.345	21.780	22.011	21.404
Papua	18.712	19.238	19.786	18.662	18.274	18.434	18.581
Nasional	11.012	11.121	11.119	10.946	11.003	11.179	11.014

Tabel 1.66
Harga Konsumen Perdesaan Kelompok Bahan Makanan, 2012
Cabe Merah (Rp/Kg)

Provinsi	Januari	Februari	Maret	April	Mei	Juni
(1)	(2)	(3)	(4)	(5)	(6)	(7)
Aceh	95.212	84.059	80.426	84.157	81.283	93.476
Sumatera Utara	45.013	40.603	40.286	41.311	38.122	38.985
Sumatera Barat	133.201	125.763	115.866	117.375	112.100	124.202
Riau	76.049	68.145	64.782	61.649	58.673	67.294
Jambi	80.445	74.155	70.976	71.610	66.821	75.532
Sumatera Selatan	126.262	118.410	108.443	112.196	105.634	117.875
Bengkulu	174.634	155.075	140.427	144.531	141.247	155.437
Lampung	37.418	35.930	32.954	33.643	31.906	36.308
Kep. Bangka Belitung	57.339	57.892	58.695	61.998	60.290	62.260
Kepulauan Riau	51.388	46.758	49.022	46.547	42.956	45.104
Jawa Barat	42.353	39.107	43.890	41.053	38.494	44.268
Jawa Tengah	65.889	53.041	57.368	52.825	48.632	56.462
D. I. Yogyakarta	51.076	45.574	52.938	48.103	45.747	49.241
Jawa Timur	45.414	39.442	41.566	39.949	38.523	42.644
Banten	67.840	66.577	76.291	70.715	68.712	78.880
Bali	39.782	38.029	39.243	40.303	38.753	36.979
Nusa Tenggara Barat	41.106	42.284	43.937	43.691	43.691	44.016
Nusa Tenggara Timur	25.336	25.895	25.691	29.078	29.111	28.771
Kalimantan Barat	51.507	49.898	49.395	51.105	49.835	49.306
Kalimantan Tengah	53.312	52.288	50.241	50.748	51.594	51.257
Kalimantan Selatan	49.224	51.662	53.931	56.083	53.514	50.866
Kalimantan Timur	46.770	47.333	52.686	58.039	54.704	58.874
Sulawesi Utara	15.423	14.485	15.253	15.980	16.808	17.409
Sulawesi Tengah	28.224	27.661	27.327	30.536	31.183	31.501
Sulawesi Selatan	13.457	13.279	13.029	13.854	14.296	15.121
Sulawesi Tenggara	38.215	41.982	40.748	45.472	45.472	42.104
Gorontalo	62.581	64.477	59.023	63.430	68.029	63.984
Sulawesi Barat	18.731	18.040	17.448	18.614	18.173	18.343
Maluku	87.438	87.438	88.522	91.008	95.043	89.049
Maluku Utara	34.357	31.955	29.914	31.900	29.788	33.850
Papua Barat	64.321	58.040	60.949	64.591	66.139	63.927
Papua	48.727	43.969	46.173	46.173	47.280	45.699
Nasional	58.376	54.976	54.607	55.571	54.142	57.157

Lanjutan Tabel 1.66

Provinsi	Juli	Agustus	September	Oktober	November	Desember	Rata-rata
(1)	(8)	(9)	(10)	(11)	(12)	(13)	(14)
Aceh	94.063	88.347	79.692	80.287	71.460	73.452	83.826
Sumatera Utara	35.086	33.733	28.403	29.609	26.682	25.664	35.291
Sumatera Barat	124.202	115.875	115.330	118.504	119.507	115.992	119.826
Riau	66.825	66.330	60.622	65.794	61.484	59.213	64.738
Jambi	83.489	78.352	72.622	67.516	65.500	63.297	72.526
Sumatera Selatan	127.864	120.054	103.886	108.367	103.886	98.185	112.589
Bengkulu	167.690	162.100	143.929	146.763	129.550	121.226	148.551
Lampung	37.823	33.832	32.914	32.547	33.219	32.547	34.253
Kep. Bangka Belitung	60.421	61.479	58.742	58.445	58.584	58.862	59.584
Kepulauan Riau	46.947	46.517	41.928	43.218	40.031	37.908	44.860
Jawa Barat	42.621	37.402	32.486	34.795	28.923	28.151	37.795
Jawa Tengah	56.760	50.255	43.137	47.451	39.728	35.445	50.583
D. I. Yogyakarta	47.845	45.037	39.431	39.742	34.981	33.682	44.450
Jawa Timur	44.623	41.740	39.710	39.053	37.441	36.624	40.561
Banten	75.997	73.528	65.168	66.404	56.741	52.897	68.312
Bali	39.466	39.806	34.625	35.796	33.317	31.918	37.335
Nusa Tenggara Barat	45.270	45.795	45.795	45.795	45.494	45.494	44.364
Nusa Tenggara Timur	29.247	29.763	28.890	28.345	28.225	27.974	28.027
Kalimantan Barat	47.719	48.248	46.449	45.180	42.460	43.511	47.884
Kalimantan Tengah	54.277	55.175	53.297	52.773	51.456	54.205	52.552
Kalimantan Selatan	50.985	51.641	51.104	50.189	48.724	50.748	51.556
Kalimantan Timur	57.402	59.855	55.067	64.507	59.787	65.766	56.732
Sulawesi Utara	18.623	17.924	17.269	17.519	16.189	18.306	16.766
Sulawesi Tengah	32.163	32.731	34.713	33.855	37.122	42.872	32.491
Sulawesi Selatan	16.349	16.464	15.980	15.169	15.356	14.753	14.759
Sulawesi Tenggara	40.630	42.815	41.252	44.077	44.077	48.824	42.972
Gorontalo	67.983	65.587	61.255	56.568	53.532	57.147	61.966
Sulawesi Barat	18.272	18.965	18.698	17.908	17.748	20.432	18.448
Maluku	88.559	92.399	99.930	95.358	94.333	105.996	92.923
Maluku Utara	33.850	36.411	34.353	34.109	35.058	35.563	33.426
Papua Barat	56.333	56.070	57.090	64.852	67.914	78.512	63.228
Papua	41.129	40.936	41.681	41.681	43.649	43.649	44.229
Nasional	57.829	56.411	52.983	53.818	51.317	51.838	54.919

Tabel 1.67
Harga Konsumen Perdesaan Kelompok Bahan Makanan, 2012
Cabe Rawit (Rp/Kg)

Provinsi	Januari	Februari	Maret	April	Mei	Juni
(1)	(2)	(3)	(4)	(5)	(6)	(7)
Aceh	39.408	37.070	36.854	35.125	32.506	33.178
Sumatera Utara	41.273	37.214	37.928	35.636	33.150	37.406
Sumatera Barat	109.795	100.624	110.399	98.502	97.202	93.602
Riau	64.464	58.536	58.714	54.675	51.671	52.422
Jambi	48.706	46.189	45.206	42.312	41.862	43.239
Sumatera Selatan	86.296	80.809	85.528	80.182	75.848	80.215
Bengkulu	64.880	57.558	53.248	51.907	52.107	57.897
Lampung	23.625	21.220	21.220	19.610	18.683	18.880
Kep. Bangka Belitung	51.646	50.727	49.041	52.719	51.966	53.472
Kepulauan Riau	50.003	50.784	48.937	55.493	53.027	53.027
Jawa Barat	25.560	24.038	26.057	25.264	23.678	24.996
Jawa Tengah	24.067	23.538	27.485	29.671	28.638	31.081
D. I. Yogyakarta	38.206	39.554	42.269	50.687	49.284	49.718
Jawa Timur	47.027	47.413	56.478	64.889	70.781	74.620
Banten	17.992	18.783	20.761	18.190	17.440	17.342
Bali	38.218	39.359	42.084	47.585	47.160	49.406
Nusa Tenggara Barat	27.012	28.324	30.560	31.258	29.918	30.243
Nusa Tenggara Timur	23.365	23.863	23.564	25.411	25.451	25.369
Kalimantan Barat	63.069	65.610	63.685	70.706	74.472	78.493
Kalimantan Tengah	46.098	43.628	44.863	49.390	50.954	47.796
Kalimantan Selatan	56.594	61.553	62.326	65.028	62.849	57.144
Kalimantan Timur	55.394	59.240	59.052	62.485	59.876	57.181
Sulawesi Utara	31.507	31.027	33.811	38.146	37.636	44.774
Sulawesi Tengah	33.384	32.272	32.525	38.118	35.655	34.591
Sulawesi Selatan	26.960	30.352	34.296	35.733	34.997	36.999
Sulawesi Tenggara	23.907	25.432	26.053	26.938	27.398	29.052
Gorontalo	66.187	70.915	76.532	89.394	85.494	84.569
Sulawesi Barat	26.035	23.947	26.115	29.067	28.287	31.132
Maluku	73.376	73.887	65.895	66.657	70.460	69.487
Maluku Utara	72.218	73.374	73.374	75.517	73.903	75.975
Papua Barat	61.411	58.577	51.945	58.721	59.560	65.399
Papua	99.084	94.320	91.336	108.430	110.273	100.337
Nasional	48.649	47.804	48.692	51.045	50.381	51.220

Lanjutan Tabel 1.67

Provinsi	Juli	Agustus	September	Oktober	November	Desember	Rata-rata
(1)	(8)	(9)	(10)	(11)	(12)	(13)	(14)
Aceh	36.565	37.492	32.562	31.120	30.094	29.814	34.316
Sumatera Utara	42.786	47.046	44.433	41.189	37.917	38.727	39.559
Sumatera Barat	96.115	99.358	94.354	99.514	93.960	90.929	98.696
Riau	57.787	57.480	56.257	52.741	52.560	51.718	55.752
Jambi	44.203	42.868	43.154	44.732	44.588	37.208	43.689
Sumatera Selatan	82.653	83.096	90.331	91.703	86.925	85.258	84.070
Bengkulu	60.654	63.835	61.502	70.025	68.428	62.604	60.387
Lampung	20.085	19.791	21.189	21.986	20.625	19.715	20.552
Kep. Bangka Belitung	56.108	52.817	50.198	49.499	50.335	49.128	51.471
Kepulauan Riau	52.102	51.914	52.165	52.499	51.279	51.279	51.876
Jawa Barat	26.680	26.293	27.203	27.795	26.190	23.468	25.602
Jawa Tengah	33.164	31.201	33.201	36.887	31.716	29.313	29.997
D. I. Yogyakarta	50.934	43.760	39.303	41.599	38.771	37.500	43.465
Jawa Timur	82.248	84.284	77.379	79.155	66.170	62.749	67.766
Banten	18.714	17.199	17.588	18.073	17.976	17.976	18.170
Bali	49.011	54.734	49.651	49.651	44.913	41.212	46.082
Nusa Tenggara Barat	30.030	29.391	26.327	26.090	25.388	24.378	28.243
Nusa Tenggara Timur	25.064	25.227	25.941	26.252	26.030	27.735	25.273
Kalimantan Barat	78.211	82.567	82.194	76.434	72.404	69.994	73.153
Kalimantan Tengah	46.254	46.474	44.272	45.373	41.659	40.951	45.643
Kalimantan Selatan	59.733	58.346	55.903	55.996	58.114	58.114	59.308
Kalimantan Timur	60.602	60.846	59.136	58.224	55.879	56.531	58.704
Sulawesi Utara	41.458	42.817	38.046	39.393	38.387	44.145	38.429
Sulawesi Tengah	37.507	39.978	42.500	45.316	47.477	53.164	39.374
Sulawesi Selatan	35.311	35.736	32.060	39.915	37.641	43.045	35.254
Sulawesi Tenggara	29.881	31.379	31.998	31.087	30.835	35.086	29.087
Gorontalo	82.259	83.645	74.520	79.458	75.927	87.316	79.685
Sulawesi Barat	30.159	30.236	30.106	30.395	27.741	27.859	28.423
Maluku	65.200	68.029	69.468	68.668	69.314	75.736	69.681
Maluku Utara	72.936	73.680	78.890	78.890	80.887	88.167	76.484
Papua Barat	70.208	69.700	69.700	63.960	59.579	64.941	62.808
Papua	100.337	98.496	96.987	101.461	105.018	109.329	101.284
Nasional	52.342	52.804	51.516	52.346	50.460	51.096	50.696

Tabel 1.68
Harga Konsumen Perdesaan Kelompok Bahan Makanan, 2012
Ketimun (Rp/Kg)

Provinsi	Januari	Februari	Maret	April	Mei	Juni
(1)	(2)	(3)	(4)	(5)	(6)	(7)
Aceh	6.351	6.290	5.868	5.658	5.728	5.701
Sumatera Utara	4.519	4.348	4.554	4.485	4.768	4.981
Sumatera Barat	5.253	5.576	5.776	5.491	5.196	5.106
Riau	7.610	7.017	6.523	6.431	6.519	6.519
Jambi	8.309	8.309	8.152	7.937	8.731	7.901
Sumatera Selatan	5.685	5.583	5.258	5.367	5.904	6.333
Bengkulu	5.080	4.798	4.385	4.596	4.808	5.230
Lampung	4.982	4.572	4.240	4.387	4.652	5.040
Kep. Bangka Belitung	11.752	10.812	10.498	10.661	11.530	11.991
Kepulauan Riau	14.074	14.074	12.734	13.851	14.080	14.538
Jawa Barat	5.073	5.115	4.884	4.972	5.335	5.412
Jawa Tengah	3.835	3.998	3.886	3.802	4.183	4.548
D. I. Yogyakarta	4.952	5.322	4.790	4.511	4.962	4.919
Jawa Timur	5.610	5.782	5.451	5.293	5.822	5.835
Banten	3.875	3.955	3.835	3.995	4.114	4.394
Bali	5.133	5.646	5.388	5.098	5.110	5.290
Nusa Tenggara Barat	4.940	4.927	4.737	4.813	4.813	4.813
Nusa Tenggara Timur	5.638	5.638	5.191	5.103	5.144	5.144
Kalimantan Barat	8.367	8.539	7.778	8.054	8.373	8.436
Kalimantan Tengah	7.580	7.580	7.383	7.052	7.203	7.582
Kalimantan Selatan	8.443	8.833	8.211	8.304	8.990	9.512
Kalimantan Timur	16.443	16.662	16.554	16.554	15.957	16.627
Sulawesi Utara	6.437	6.269	6.269	6.378	6.378	6.378
Sulawesi Tengah	4.179	4.224	4.391	4.548	4.700	4.840
Sulawesi Selatan	3.500	3.500	3.400	3.264	3.427	3.599
Sulawesi Tenggara	5.677	5.360	5.429	5.676	5.699	5.602
Gorontalo	4.276	4.286	4.523	4.364	4.345	4.494
Sulawesi Barat	5.225	5.590	5.393	5.129	5.129	5.261
Maluku	15.607	16.446	16.732	17.849	17.974	18.625
Maluku Utara	11.649	11.429	11.429	10.990	10.990	10.990
Papua Barat	14.839	14.839	15.351	15.351	15.351	15.351
Papua	9.348	9.348	9.348	9.348	9.299	9.299
Nasional	7.320	7.333	7.136	7.166	7.350	7.509

Lanjutan Tabel 1.68

Provinsi	Juli	Agustus	September	Oktober	November	Desember	Rata-rata
(1)	(8)	(9)	(10)	(11)	(12)	(13)	(14)
Aceh	5.915	6.294	6.191	6.241	5.959	5.905	6.008
Sumatera Utara	5.017	5.053	4.871	5.062	5.062	5.100	4.818
Sumatera Barat	5.066	4.947	5.322	5.429	5.192	4.933	5.274
Riau	6.780	7.388	7.562	7.388	7.108	7.311	7.013
Jambi	7.687	7.764	8.541	8.816	8.747	9.304	8.350
Sumatera Selatan	6.441	6.665	6.889	7.337	7.001	7.001	6.289
Bengkulu	4.963	5.390	5.177	5.695	5.591	5.533	5.104
Lampung	5.234	5.686	6.255	6.654	6.110	6.320	5.344
Kep. Bangka Belitung	12.071	12.151	12.151	12.790	12.630	13.110	11.845
Kepulauan Riau	14.309	15.126	14.566	14.956	14.070	14.402	14.232
Jawa Barat	5.825	6.134	5.657	5.493	5.257	5.644	5.400
Jawa Tengah	4.719	4.942	4.960	5.216	4.754	4.797	4.470
D. I. Yogyakarta	5.617	5.520	5.170	5.687	5.071	5.383	5.159
Jawa Timur	6.226	6.544	6.534	7.069	6.412	6.512	6.091
Banten	4.738	4.658	4.857	4.538	4.394	4.394	4.312
Bali	5.302	5.832	5.643	5.643	5.925	6.517	5.544
Nusa Tenggara Barat	4.891	5.034	5.265	5.100	5.019	5.120	4.956
Nusa Tenggara Timur	5.309	5.309	5.495	5.495	5.539	5.185	5.349
Kalimantan Barat	8.564	8.530	8.688	9.123	8.678	8.214	8.445
Kalimantan Tengah	7.582	7.582	7.582	7.961	7.302	7.209	7.467
Kalimantan Selatan	9.448	8.801	9.566	9.350	9.079	8.625	8.930
Kalimantan Timur	17.283	18.147	18.357	19.247	17.578	16.911	17.193
Sulawesi Utara	6.378	6.616	6.616	7.020	7.222	7.222	6.599
Sulawesi Tengah	4.819	5.060	5.129	5.311	5.123	5.188	4.793
Sulawesi Selatan	3.671	3.759	3.843	3.710	3.747	3.684	3.592
Sulawesi Tenggara	5.495	5.508	5.524	5.584	5.623	5.544	5.560
Gorontalo	4.836	4.842	4.960	5.208	5.508	5.508	4.762
Sulawesi Barat	5.511	5.511	5.808	5.748	5.748	5.461	5.460
Maluku	19.556	19.131	20.280	20.709	20.650	21.683	18.770
Maluku Utara	11.283	10.595	10.870	11.008	10.198	10.708	11.012
Papua Barat	15.010	15.010	15.010	14.521	14.198	14.198	14.919
Papua	10.096	10.201	10.201	10.201	10.069	10.069	9.736
Nasional	7.676	7.804	7.923	8.103	7.830	7.897	7.587

Tabel 1.69
Harga Konsumen Perdesaan Kelompok Bahan Makanan, 2012
Sawi (Rp/Kg)

Provinsi	Januari	Februari	Maret	April	Mei	Juni
(1)	(2)	(3)	(4)	(5)	(6)	(7)
Aceh	4.945	4.992	4.868	4.834	4.860	4.779
Sumatera Utara	5.584	5.398	5.522	5.422	5.987	6.177
Sumatera Barat	5.672	5.283	5.537	5.104	5.157	5.386
Riau	7.936	7.369	7.182	7.254	7.190	7.222
Jambi	5.032	4.890	5.109	4.931	5.310	5.207
Sumatera Selatan	6.056	6.002	5.664	5.607	6.101	6.159
Bengkulu	6.632	6.968	6.968	6.842	6.842	7.178
Lampung	4.476	4.299	4.252	4.299	4.252	4.299
Kep. Bangka Belitung	15.730	15.730	16.313	16.032	15.438	15.381
Kepulauan Riau	14.131	14.205	14.800	14.912	15.280	15.079
Jawa Barat	5.395	5.217	5.211	5.232	5.328	5.392
Jawa Tengah	4.649	4.652	4.516	4.454	4.285	4.355
D. I. Yogyakarta	6.142	6.237	5.797	5.463	5.103	4.962
Jawa Timur	6.355	6.576	6.529	6.531	6.344	6.478
Banten	5.520	5.464	5.544	5.625	5.883	5.988
Bali	6.620	7.087	6.656	6.766	6.692	6.692
Nusa Tenggara Barat	6.255	6.255	5.887	5.887	6.320	6.320
Nusa Tenggara Timur	6.737	6.895	7.027	7.159	7.025	7.025
Kalimantan Barat	10.120	9.688	9.755	10.110	10.255	10.301
Kalimantan Tengah	11.517	11.277	11.277	11.277	11.373	11.829
Kalimantan Selatan	7.800	7.800	8.011	8.112	8.424	8.528
Kalimantan Timur	15.480	16.327	16.421	15.995	15.995	16.510
Sulawesi Utara	3.392	3.222	3.222	3.222	3.222	3.222
Sulawesi Tengah	7.991	8.440	8.374	8.520	8.690	8.601
Sulawesi Selatan	5.802	5.855	6.025	6.189	6.528	6.565
Sulawesi Tenggara	7.526	7.731	7.367	7.395	7.493	8.057
Gorontalo	6.433	6.359	6.469	6.772	6.652	6.313
Sulawesi Barat	6.234	6.208	6.058	5.933	5.996	6.365
Maluku	18.316	18.636	19.009	19.932	20.929	20.104
Maluku Utara	12.146	12.630	12.630	12.630	12.630	13.461
Papua Barat	11.536	12.009	12.070	12.191	12.191	12.191
Papua	9.815	9.909	9.664	9.664	9.664	9.664
Nasional	8.062	8.113	8.117	8.134	8.232	8.306

Lanjutan Tabel 1.69

Provinsi	Juli	Agustus	September	Oktober	November	Desember	Rata-rata
(1)	(8)	(9)	(10)	(11)	(12)	(13)	(14)
Aceh	4.811	4.876	4.928	4.991	5.219	5.184	4.941
Sumatera Utara	6.155	6.131	6.235	6.235	6.457	6.649	5.996
Sumatera Barat	5.600	5.552	5.552	5.417	5.525	5.525	5.443
Riau	7.458	7.900	7.723	7.664	7.696	7.755	7.529
Jambi	5.155	5.104	5.614	5.661	5.474	5.499	5.249
Sumatera Selatan	6.620	6.735	6.982	7.497	7.125	6.948	6.458
Bengkulu	7.010	7.184	7.707	8.316	8.142	8.142	7.328
Lampung	4.374	4.246	4.670	4.670	4.670	4.588	4.425
Kep. Bangka Belitung	14.752	15.487	15.487	15.487	15.995	15.995	15.652
Kepulauan Riau	14.808	15.283	14.938	15.167	15.307	15.377	14.941
Jawa Barat	5.398	5.491	5.956	5.921	5.824	6.276	5.553
Jawa Tengah	4.674	5.042	5.205	5.473	5.271	5.511	4.840
D. I. Yogyakarta	5.144	5.257	5.488	5.663	4.879	5.366	5.458
Jawa Timur	6.495	6.472	6.825	7.166	7.016	7.323	6.676
Banten	6.125	5.923	6.267	6.053	6.068	6.117	5.881
Bali	6.607	6.351	6.096	6.650	6.300	6.522	6.587
Nusa Tenggara Barat	6.128	5.995	5.862	6.045	6.045	6.528	6.127
Nusa Tenggara Timur	6.888	6.888	6.888	6.946	6.958	6.985	6.952
Kalimantan Barat	10.285	10.517	10.517	10.352	10.393	10.591	10.240
Kalimantan Tengah	11.469	11.873	12.483	12.858	12.858	12.858	11.912
Kalimantan Selatan	8.528	8.528	8.424	8.605	8.605	9.109	8.373
Kalimantan Timur	17.084	17.702	17.482	17.217	17.593	17.546	16.779
Sulawesi Utara	3.222	3.222	3.222	3.563	3.563	3.665	3.330
Sulawesi Tengah	9.031	9.598	9.721	9.879	9.991	10.571	9.117
Sulawesi Selatan	6.733	6.846	6.897	6.816	6.943	7.036	6.520
Sulawesi Tenggara	8.513	8.529	8.726	8.848	9.172	9.654	8.251
Gorontalo	6.783	6.793	6.956	6.998	6.967	6.718	6.684
Sulawesi Barat	6.560	5.999	6.208	6.692	6.565	6.655	6.289
Maluku	20.451	20.670	22.477	22.243	21.663	22.746	20.598
Maluku Utara	13.953	13.612	13.953	13.782	14.230	14.230	13.324
Papua Barat	12.434	12.564	13.085	13.261	13.142	14.155	12.569
Papua	9.685	9.327	9.688	9.360	9.360	9.308	9.592
Nasional	8.404	8.491	8.696	8.797	8.782	8.973	8.425

Tabel 1.70
Harga Konsumen Perdesaan Kelompok Bahan Makanan, 2012
Tomat Sayur (Rp/Kg)

Provinsi	Januari	Februari	Maret	April	Mei	Juni
(1)	(2)	(3)	(4)	(5)	(6)	(7)
Aceh	8.655	8.978	8.234	8.362	8.246	7.577
Sumatera Utara	12.578	12.815	12.625	13.285	13.685	13.062
Sumatera Barat	16.538	15.160	14.623	14.461	13.415	12.893
Riau	11.019	10.490	9.887	9.479	9.280	9.679
Jambi	7.888	7.679	7.535	7.488	6.999	6.717
Sumatera Selatan	8.828	8.518	7.734	7.627	7.627	7.478
Bengkulu	8.800	8.096	7.309	7.534	7.084	6.972
Lampung	6.400	5.888	5.575	5.427	5.516	5.605
Kep. Bangka Belitung	14.654	14.701	14.047	13.487	14.182	14.377
Kepulauan Riau	13.999	13.999	13.640	14.089	13.813	13.813
Jawa Barat	9.711	8.879	8.314	9.121	8.439	8.539
Jawa Tengah	13.625	13.134	12.610	13.072	11.994	12.301
D. I. Yogyakarta	8.458	7.557	6.746	6.418	5.903	6.188
Jawa Timur	17.525	16.197	15.022	15.215	14.620	14.825
Banten	14.312	13.216	12.397	13.922	13.162	12.995
Bali	6.576	6.550	6.263	6.825	6.825	7.065
Nusa Tenggara Barat	15.246	14.787	14.787	15.089	13.799	14.489
Nusa Tenggara Timur	12.855	14.005	14.783	14.067	14.141	14.380
Kalimantan Barat	16.338	16.628	17.405	16.920	17.068	17.370
Kalimantan Tengah	14.688	14.503	14.565	14.439	15.032	14.752
Kalimantan Selatan	11.313	12.150	11.432	11.233	11.166	10.488
Kalimantan Timur	9.509	9.779	10.095	9.303	8.870	9.006
Sulawesi Utara	19.886	18.070	16.866	17.100	17.718	17.512
Sulawesi Tengah	11.600	10.818	10.296	10.251	10.680	10.728
Sulawesi Selatan	12.453	10.708	10.129	10.427	10.024	10.024
Sulawesi Tenggara	12.735	12.503	11.992	13.107	13.061	12.679
Gorontalo	21.690	20.122	18.744	17.572	17.190	15.591
Sulawesi Barat	18.159	15.595	14.247	14.454	14.041	13.595
Maluku	19.807	20.427	21.019	20.906	20.925	21.517
Maluku Utara	13.388	13.388	12.105	12.393	12.105	12.613
Papua Barat	25.885	28.254	24.930	26.407	27.695	26.024
Papua	38.795	38.795	36.186	39.235	38.283	38.114
Nasional	14.185	13.825	13.192	13.397	13.206	13.093

Lanjutan Tabel 1.70

Provinsi	Juli	Agustus	September	Oktober	November	Desember	Rata-rata
(1)	(8)	(9)	(10)	(11)	(12)	(13)	(14)
Aceh	7.426	7.556	7.486	8.106	7.602	7.263	7.958
Sumatera Utara	12.517	13.668	15.714	14.442	13.558	12.738	13.391
Sumatera Barat	13.156	14.617	15.614	15.207	14.753	14.277	14.559
Riau	9.786	10.006	9.786	9.566	9.450	9.558	9.832
Jambi	6.427	6.378	6.765	6.808	6.895	6.525	7.009
Sumatera Selatan	7.478	7.626	8.268	8.574	8.119	8.195	8.006
Bengkulu	6.972	6.972	7.326	7.326	7.444	7.681	7.460
Lampung	5.045	4.998	5.498	5.498	5.261	5.181	5.491
Kep. Bangka Belitung	14.671	14.464	14.567	14.464	15.020	15.243	14.490
Kepulauan Riau	13.629	13.629	13.835	13.658	13.501	13.344	13.746
Jawa Barat	8.566	8.758	9.553	9.304	8.614	7.644	8.787
Jawa Tengah	12.801	13.440	12.720	12.336	11.718	12.421	12.681
D. I. Yogyakarta	6.521	6.071	6.240	5.931	5.312	5.489	6.403
Jawa Timur	14.623	14.588	14.296	13.429	12.816	13.453	14.717
Banten	13.147	13.227	13.888	13.961	14.110	13.618	13.496
Bali	6.662	5.909	5.701	5.363	5.132	5.491	6.197
Nusa Tenggara Barat	14.017	13.523	13.406	13.537	13.696	13.696	14.173
Nusa Tenggara Timur	14.445	14.445	13.729	13.789	14.266	14.982	14.157
Kalimantan Barat	17.143	17.386	17.482	17.255	17.172	17.051	17.102
Kalimantan Tengah	15.519	16.349	15.902	15.619	15.054	14.771	15.099
Kalimantan Selatan	10.819	11.360	10.729	10.413	10.477	10.237	10.985
Kalimantan Timur	9.096	8.491	8.760	8.603	9.033	8.602	9.096
Sulawesi Utara	16.147	17.261	18.784	19.266	20.229	21.240	18.340
Sulawesi Tengah	11.310	11.778	12.402	12.536	13.843	14.467	11.726
Sulawesi Selatan	9.572	9.880	10.397	9.832	9.832	10.324	10.300
Sulawesi Tenggara	12.246	12.926	12.858	12.956	13.590	14.577	12.936
Gorontalo	16.522	17.309	17.309	17.648	19.413	18.442	18.129
Sulawesi Barat	13.595	13.595	12.926	12.704	13.974	15.371	14.355
Maluku	20.079	20.585	20.394	20.296	20.212	22.233	20.700
Maluku Utara	11.612	11.703	11.616	11.035	11.443	12.016	12.118
Papua Barat	26.831	27.571	27.201	27.201	28.561	31.417	27.331
Papua	39.571	39.769	40.432	44.126	42.734	44.586	40.052
Nasional	13.061	13.307	13.487	13.462	13.526	13.817	13.463

Tabel 1.71
Harga Konsumen Perdesaan Kelompok Bahan Makanan, 2012
Labu Siam/Jipang (Rp/Kg)

Provinsi	Januari	Februari	Maret	April	Mei	Juni
(1)	(2)	(3)	(4)	(5)	(6)	(7)
Aceh	3.886	3.991	4.019	4.019	3.959	3.929
Sumatera Utara	2.600	2.600	2.480	2.605	2.510	2.749
Sumatera Barat	3.545	3.545	3.665	3.369	3.369	3.369
Riau	5.115	4.950	4.864	4.939	4.939	4.939
Jambi	4.063	4.000	3.698	3.926	3.793	4.019
Sumatera Selatan	4.103	4.103	3.912	3.912	4.008	4.342
Bengkulu	3.336	3.336	3.502	3.502	3.502	3.502
Lampung	3.411	3.127	3.054	3.215	3.317	3.649
Kep. Bangka Belitung	8.267	8.267	8.267	8.148	8.862	8.624
Kepulauan Riau	7.000	7.000	7.000	7.219	7.219	7.219
Jawa Barat	4.678	4.661	4.603	4.522	4.475	4.733
Jawa Tengah	3.089	3.083	3.348	3.387	3.204	3.113
D. I. Yogyakarta	3.644	3.580	3.836	3.708	3.516	3.587
Jawa Timur	3.079	3.238	3.256	3.258	3.160	3.231
Banten	5.396	5.621	5.508	5.621	5.396	5.508
Bali	2.537	2.657	2.742	2.879	2.757	2.757
Nusa Tenggara Barat	3.551	3.551	3.551	3.551	3.551	3.551
Nusa Tenggara Timur	3.366	3.366	3.196	3.129	3.129	3.129
Kalimantan Barat	6.833	7.075	7.075	7.453	7.561	7.561
Kalimantan Tengah	7.024	7.184	7.184	7.184	7.263	7.441
Kalimantan Selatan	5.964	5.964	6.121	6.765	6.765	6.876
Kalimantan Timur	6.431	6.431	6.515	6.158	6.158	6.158
Sulawesi Utara	5.369	5.310	5.310	5.407	5.310	5.329
Sulawesi Tengah	5.501	5.276	5.204	5.194	5.137	5.298
Sulawesi Selatan	3.050	3.050	2.887	2.943	3.045	3.153
Sulawesi Tenggara	5.299	5.432	5.299	5.035	5.243	5.284
Gorontalo	5.237	5.491	4.978	5.216	4.747	4.984
Sulawesi Barat	5.698	5.609	5.417	5.417	5.499	5.499
Maluku	11.820	12.289	11.832	12.045	12.313	11.529
Maluku Utara	9.345	9.345	9.345	9.740	9.740	9.740
Papua Barat	8.336	7.722	7.722	7.722	7.722	7.722
Papua	6.804	6.464	5.745	5.745	5.554	5.554
Nasional	5.231	5.229	5.161	5.217	5.210	5.252

Lanjutan Tabel 1.71

Provinsi	Juli	Agustus	September	Oktober	November	Desember	Rata-rata
(1)	(8)	(9)	(10)	(11)	(12)	(13)	(14)
Aceh	3.902	4.062	4.008	4.062	4.036	4.087	3.997
Sumatera Utara	2.988	3.123	2.900	2.845	2.845	3.097	2.778
Sumatera Barat	3.501	3.335	3.335	3.501	3.372	3.275	3.432
Riau	5.446	5.446	5.446	5.446	5.582	5.836	5.246
Jambi	4.019	3.899	4.182	4.295	4.125	4.238	4.021
Sumatera Selatan	4.628	4.723	5.296	5.520	5.700	5.610	4.655
Bengkulu	3.502	3.617	3.732	3.962	3.962	4.421	3.656
Lampung	3.717	3.717	3.717	3.654	3.471	3.421	3.456
Kep. Bangka Belitung	8.267	8.267	8.267	8.267	8.267	8.267	8.337
Kepulauan Riau	6.781	7.000	7.000	7.000	7.108	7.108	7.054
Jawa Barat	4.802	4.853	5.036	5.161	5.353	5.178	4.838
Jawa Tengah	3.181	3.200	3.360	3.427	3.397	3.359	3.262
D. I. Yogyakarta	3.727	3.657	3.840	3.955	3.839	3.548	3.703
Jawa Timur	3.240	3.294	3.357	3.519	3.735	3.748	3.343
Banten	5.733	5.845	6.070	6.520	6.822	7.081	5.927
Bali	2.718	2.796	2.641	2.641	2.695	2.742	2.714
Nusa Tenggara Barat	3.551	3.551	3.551	3.551	3.551	3.551	3.551
Nusa Tenggara Timur	3.129	3.201	3.237	3.369	3.443	3.443	3.261
Kalimantan Barat	7.561	7.456	7.338	7.338	7.233	7.128	7.301
Kalimantan Tengah	7.738	7.738	7.961	7.664	7.664	7.664	7.476
Kalimantan Selatan	6.876	7.078	7.078	6.973	6.973	7.093	6.711
Kalimantan Timur	6.158	6.610	6.701	6.610	6.339	6.610	6.406
Sulawesi Utara	5.329	5.432	5.432	5.432	5.725	5.725	5.426
Sulawesi Tengah	5.267	5.289	5.377	5.444	5.640	5.526	5.346
Sulawesi Selatan	3.050	3.050	2.884	2.939	2.860	3.168	3.007
Sulawesi Tenggara	5.278	5.406	5.452	5.375	5.417	5.569	5.341
Gorontalo	5.233	4.949	5.208	5.392	5.692	34.153	7.607
Sulawesi Barat	5.743	5.659	5.659	5.609	5.609	5.609	5.586
Maluku	11.227	11.740	12.762	12.959	13.192	12.347	12.171
Maluku Utara	9.740	9.740	9.740	9.740	10.186	9.772	9.681
Papua Barat	7.722	7.908	7.815	7.815	7.650	7.328	7.765
Papua	5.683	5.683	5.587	5.692	5.596	5.349	5.788
Nasional	5.295	5.354	5.436	5.490	5.534	6.408	5.401

Tabel 1.72
Harga Konsumen Perdesaan Kelompok Bahan Makanan, 2012
Petai (Rp/Papan)

Provinsi	Januari	Februari	Maret	April	Mei	Juni
(1)	(2)	(3)	(4)	(5)	(6)	(7)
Aceh	3.590	3.590	3.559	3.571	3.546	3.609
Sumatera Utara	5.341	5.736	5.341	5.302	5.302	5.302
Sumatera Barat	5.827	5.827	6.057	6.101	6.756	6.741
Riau	6.709	6.962	6.993	6.985	7.054	7.082
Jambi	5.162	4.862	4.712	4.562	4.562	4.912
Sumatera Selatan	4.914	4.946	5.091	5.091	5.527	5.672
Bengkulu	4.991	4.909	5.162	4.909	5.162	5.265
Lampung	4.753	4.599	4.436	4.658	4.701	4.701
Kep. Bangka Belitung	7.616	7.616	7.154	7.016	7.016	7.247
Kepulauan Riau	9.805	10.296	9.369	9.920	9.920	9.920
Jawa Barat	7.210	7.216	7.379	7.645	8.391	8.806
Jawa Tengah	7.188	7.737	7.895	8.350	9.052	9.424
D. I. Yogyakarta	10.152	11.065	11.204	11.941	12.494	13.046
Jawa Timur	6.601	6.640	6.563	6.654	7.259	7.428
Banten	6.989	6.848	6.966	7.740	7.880	7.880
Bali	-	-	-	-	-	-
Nusa Tenggara Barat	-	-	-	-	-	-
Nusa Tenggara Timur	3.295	3.295	3.295	3.295	3.295	3.295
Kalimantan Barat	5.213	5.213	5.539	5.539	5.604	5.604
Kalimantan Tengah	7.511	7.312	7.312	7.312	7.312	7.678
Kalimantan Selatan	6.125	6.125	6.125	6.125	6.125	6.125
Kalimantan Timur	2.978	2.815	2.815	2.815	2.815	2.815
Sulawesi Utara	7.330	7.330	7.330	7.330	7.330	7.330
Sulawesi Tengah	4.609	4.609	4.609	4.609	4.609	4.609
Sulawesi Selatan	8.463	8.463	8.866	8.866	8.866	8.866
Sulawesi Tenggara	4.183	4.120	4.120	4.120	4.120	4.120
Gorontalo	2.888	2.888	2.888	2.888	2.888	2.888
Sulawesi Barat	7.768	7.768	8.138	8.138	8.138	8.138
Maluku	3.156	3.156	3.156	3.156	3.156	3.156
Maluku Utara	3.284	3.284	3.284	3.284	3.284	3.284
Papua Barat	2.912	2.912	2.912	2.912	2.912	2.912
Papua	3.779	3.779	3.968	3.968	3.968	3.968
Nasional	5.678	5.731	5.741	5.827	5.968	6.061

Lanjutan Tabel 1.72

Provinsi	Juli	Agustus	September	Oktober	November	Desember	Rata-rata
(1)	(8)	(9)	(10)	(11)	(12)	(13)	(14)
Aceh	3.703	3.703	3.703	3.766	3.741	3.648	3.644
Sumatera Utara	5.567	5.813	5.697	5.521	5.521	5.873	5.526
Sumatera Barat	6.820	6.385	6.151	6.854	6.689	6.755	6.414
Riau	7.082	7.124	7.027	7.469	7.645	7.128	7.105
Jambi	5.158	5.146	5.301	5.456	5.185	4.897	4.993
Sumatera Selatan	5.745	5.745	5.621	5.479	5.479	5.041	5.362
Bengkulu	5.495	5.955	5.955	5.840	5.590	5.758	5.416
Lampung	4.701	4.842	5.084	4.968	5.052	4.875	4.781
Kep. Bangka Belitung	7.708	7.708	7.708	7.894	7.894	7.894	7.539
Kepulauan Riau	9.523	10.158	10.158	10.158	10.158	10.158	9.962
Jawa Barat	9.130	9.521	9.459	9.240	8.805	8.475	8.440
Jawa Tengah	9.609	9.482	9.302	8.912	8.721	8.557	8.686
D. I. Yogyakarta	13.650	13.232	13.629	14.632	14.223	15.033	12.858
Jawa Timur	7.599	7.870	7.760	7.666	7.359	7.298	7.225
Banten	7.969	8.636	8.567	8.740	8.507	8.294	7.918
Bali	-	-	-	-	-	-	-
Nusa Tenggara Barat	-	-	-	-	-	-	-
Nusa Tenggara Timur	3.295	3.295	3.295	3.295	3.295	3.295	3.295
Kalimantan Barat	5.884	5.884	5.884	5.531	5.531	5.531	5.580
Kalimantan Tengah	7.490	7.490	7.362	7.362	7.202	7.682	7.419
Kalimantan Selatan	6.125	6.352	6.238	6.125	6.125	6.125	6.153
Kalimantan Timur	2.815	2.815	2.924	2.924	3.140	3.140	2.901
Sulawesi Utara	7.330	7.330	7.330	7.330	7.330	7.330	7.330
Sulawesi Tengah	4.609	4.609	4.609	4.609	4.609	4.609	4.609
Sulawesi Selatan	8.866	9.398	9.398	9.398	9.398	9.398	9.021
Sulawesi Tenggara	4.120	4.326	4.326	4.326	4.326	4.313	4.210
Gorontalo	2.888	2.888	2.888	2.888	2.888	2.888	2.888
Sulawesi Barat	8.138	8.626	8.626	8.626	8.626	8.626	8.279
Maluku	3.156	3.156	3.156	3.156	3.156	3.156	3.156
Maluku Utara	3.284	3.284	3.284	3.284	3.284	3.284	3.284
Papua Barat	2.912	2.912	2.912	2.912	2.912	2.912	2.912
Papua	3.968	3.968	3.968	4.134	3.968	3.890	3.944
Nasional	6.145	6.255	6.244	6.283	6.212	6.195	6.028

Tabel 1.73
Harga Konsumen Perdesaan Kelompok Bahan Makanan, 2012
Terung (Rp/Kg)

Provinsi	Januari	Februari	Maret	April	Mei	Juni
(1)	(2)	(3)	(4)	(5)	(6)	(7)
Aceh	5.030	4.857	4.803	4.707	4.749	4.777
Sumatera Utara	5.392	5.678	5.499	5.575	5.997	5.839
Sumatera Barat	6.820	7.454	7.233	7.080	6.569	6.267
Riau	6.992	6.761	6.474	6.434	6.656	6.730
Jambi	5.511	5.401	5.401	5.204	5.491	5.406
Sumatera Selatan	6.180	6.360	5.920	5.794	6.364	6.614
Bengkulu	6.477	6.477	6.477	6.651	6.936	7.292
Lampung	5.134	5.015	4.452	4.373	4.494	4.688
Kep. Bangka Belitung	10.846	10.601	10.686	10.601	11.125	11.286
Kepulauan Riau	8.817	8.817	8.384	8.584	8.463	8.544
Jawa Barat	4.733	4.876	4.842	4.942	5.112	5.213
Jawa Tengah	3.845	4.193	4.362	4.294	4.052	4.006
D. I. Yogyakarta	3.799	4.179	4.377	4.195	3.839	3.679
Jawa Timur	4.064	4.471	4.407	4.446	4.291	4.441
Banten	4.603	4.793	4.717	5.059	5.440	5.592
Bali	4.142	4.557	4.236	4.324	4.136	4.234
Nusa Tenggara Barat	5.078	5.222	4.998	4.998	4.998	5.238
Nusa Tenggara Timur	7.766	7.766	7.591	7.667	7.753	7.731
Kalimantan Barat	9.259	9.545	9.656	9.682	9.735	10.181
Kalimantan Tengah	5.209	5.150	5.509	5.573	5.573	5.509
Kalimantan Selatan	5.627	5.865	6.049	5.830	6.051	6.214
Kalimantan Timur	10.603	10.550	11.353	11.012	11.307	11.521
Sulawesi Utara	3.749	3.609	3.550	3.550	3.550	3.550
Sulawesi Tengah	5.250	5.030	4.909	4.814	4.842	5.066
Sulawesi Selatan	3.841	3.867	3.695	3.695	3.824	4.089
Sulawesi Tenggara	4.612	4.689	4.556	4.512	4.709	4.626
Gorontalo	5.039	5.143	5.298	5.597	5.752	5.736
Sulawesi Barat	4.050	4.253	4.253	4.440	4.534	4.534
Maluku	11.193	11.070	11.214	10.580	10.427	10.508
Maluku Utara	7.158	7.214	7.214	7.325	7.325	7.493
Papua Barat	8.114	8.114	8.493	8.493	8.393	8.393
Papua	5.927	5.927	5.711	5.857	5.857	5.857
Nasional	6.089	6.172	6.135	6.121	6.198	6.277

Lanjutan Tabel 1.73

Provinsi	Juli	Agustus	September	Oktober	November	Desember	Rata-rata
(1)	(8)	(9)	(10)	(11)	(12)	(13)	(14)
Aceh	4.752	4.691	4.665	4.567	4.899	4.976	4.790
Sumatera Utara	5.839	5.646	5.796	5.854	5.528	5.623	5.689
Sumatera Barat	6.346	6.083	6.576	6.452	6.620	6.987	6.707
Riau	7.019	6.947	6.766	6.766	7.068	7.033	6.804
Jambi	5.234	5.322	5.349	5.482	5.295	5.384	5.373
Sumatera Selatan	6.520	6.982	7.504	7.341	7.243	7.103	6.660
Bengkulu	7.007	7.007	7.292	7.745	7.466	7.466	7.024
Lampung	4.688	4.794	5.436	5.509	5.148	5.709	4.953
Kep. Bangka Belitung	10.722	10.883	11.689	11.367	11.286	11.367	11.038
Kepulauan Riau	7.939	8.163	8.163	8.067	8.148	8.148	8.353
Jawa Barat	5.546	5.572	6.063	6.068	5.874	5.854	5.391
Jawa Tengah	4.169	4.355	4.515	4.502	4.216	4.548	4.255
D. I. Yogyakarta	3.614	3.597	3.683	3.868	3.191	3.493	3.793
Jawa Timur	4.626	4.843	4.641	4.635	4.376	4.527	4.481
Banten	5.744	5.744	5.896	5.820	5.592	5.807	5.401
Bali	4.302	4.419	4.045	4.228	4.205	4.357	4.265
Nusa Tenggara Barat	5.318	5.110	4.972	4.712	4.539	4.849	5.003
Nusa Tenggara Timur	7.731	7.636	7.636	7.726	7.726	7.726	7.705
Kalimantan Barat	10.309	10.083	9.850	9.439	9.321	9.116	9.681
Kalimantan Tengah	5.569	5.442	5.665	5.665	5.374	5.311	5.462
Kalimantan Selatan	6.540	6.919	6.864	7.094	6.979	6.824	6.405
Kalimantan Timur	12.097	12.381	13.515	12.853	11.908	11.814	11.743
Sulawesi Utara	3.550	3.550	3.550	3.391	3.675	3.675	3.579
Sulawesi Tengah	5.195	5.279	4.934	5.181	5.193	5.485	5.098
Sulawesi Selatan	4.270	4.384	4.384	4.384	4.317	4.465	4.101
Sulawesi Tenggara	4.814	4.873	4.823	4.692	5.153	5.182	4.770
Gorontalo	6.010	5.790	6.022	5.802	6.405	6.470	5.755
Sulawesi Barat	4.534	4.700	4.700	4.700	4.389	4.389	4.456
Maluku	10.850	10.899	10.647	10.710	11.532	11.732	10.947
Maluku Utara	7.210	7.461	7.711	8.096	8.181	7.886	7.523
Papua Barat	8.571	8.571	8.571	8.937	9.086	9.746	8.623
Papua	5.857	5.857	6.081	5.674	5.572	5.572	5.812
Nasional	6.328	6.374	6.500	6.479	6.422	6.519	6.301

Tabel 1.74
Harga Konsumen Perdesaan Kelompok Bahan Makanan, 2012
Nangka Muda (Rp/Kg)

Provinsi	Januari	Februari	Maret	April	Mei	Juni
(1)	(2)	(3)	(4)	(5)	(6)	(7)
Aceh	4.601	4.601	4.659	4.601	4.601	4.661
Sumatera Utara	4.411	4.411	4.411	4.595	4.595	4.595
Sumatera Barat	4.976	4.976	5.225	5.075	5.329	5.329
Riau	3.642	3.642	3.642	3.642	3.681	3.681
Jambi	4.630	4.630	4.749	4.511	4.511	4.298
Sumatera Selatan	3.325	3.325	3.325	3.325	3.325	3.325
Bengkulu	4.191	4.116	4.191	4.191	4.191	4.338
Lampung	2.855	2.922	3.055	2.723	2.723	2.723
Kep. Bangka Belitung	4.716	4.716	4.997	4.997	4.997	4.997
Kepulauan Riau	3.695	3.794	3.794	3.877	3.794	3.794
Jawa Barat	4.254	4.346	4.714	4.536	4.674	4.732
Jawa Tengah	3.226	3.314	3.434	3.635	3.593	3.437
D. I. Yogyakarta	3.146	3.458	3.370	3.539	3.380	3.145
Jawa Timur	4.792	4.894	5.143	5.295	5.147	5.064
Banten	2.094	2.094	2.094	2.094	2.094	2.094
Bali	3.912	4.204	4.237	4.060	4.029	3.999
Nusa Tenggara Barat	3.736	4.092	3.914	4.181	4.181	4.359
Nusa Tenggara Timur	4.208	4.208	4.418	4.418	4.418	4.418
Kalimantan Barat	5.429	5.308	5.308	5.308	5.360	5.470
Kalimantan Tengah	5.563	5.563	5.563	5.563	5.563	5.563
Kalimantan Selatan	3.821	4.013	4.013	4.013	3.891	3.769
Kalimantan Timur	6.350	6.603	6.519	6.427	6.427	6.384
Sulawesi Utara	4.439	4.275	4.275	4.275	4.275	4.275
Sulawesi Tengah	2.469	2.656	2.808	2.847	2.847	2.847
Sulawesi Selatan	3.861	3.861	3.861	3.782	3.782	3.782
Sulawesi Tenggara	3.517	3.500	3.500	3.500	3.500	3.500
Gorontalo	7.094	7.094	7.094	7.094	7.094	7.094
Sulawesi Barat	3.258	3.258	3.258	3.258	3.269	3.269
Maluku	9.358	9.358	9.998	9.998	9.998	10.296
Maluku Utara	5.334	5.334	5.334	5.334	5.334	5.334
Papua Barat	7.517	7.517	7.517	7.517	7.517	7.517
Papua	7.300	7.300	7.200	7.200	7.200	6.908
Nasional	4.554	4.606	4.676	4.669	4.666	4.656

Lanjutan Tabel 1.74

Provinsi	Juli	Agustus	September	Oktober	November	Desember	Rata-rata
(1)	(8)	(9)	(10)	(11)	(12)	(13)	(14)
Aceh	4.606	4.606	4.606	4.606	4.553	4.526	4.602
Sumatera Utara	4.595	4.595	4.242	4.242	4.242	4.242	4.432
Sumatera Barat	5.025	5.025	5.025	5.025	5.025	5.025	5.088
Riau	3.681	3.681	3.681	3.681	3.879	3.839	3.698
Jambi	4.298	4.554	4.554	4.196	4.018	3.958	4.409
Sumatera Selatan	3.325	3.325	3.419	3.657	3.704	3.704	3.424
Bengkulu	4.338	4.338	4.191	4.191	4.191	4.191	4.222
Lampung	2.661	2.784	2.635	2.536	2.320	2.374	2.692
Kep. Bangka Belitung	4.997	4.997	5.420	5.420	5.771	5.771	5.150
Kepulauan Riau	4.124	4.124	4.124	4.124	4.124	4.124	3.958
Jawa Barat	4.775	4.998	4.904	4.940	4.792	4.861	4.711
Jawa Tengah	3.531	3.498	3.496	3.403	3.334	3.307	3.434
D. I. Yogyakarta	3.197	3.145	3.086	3.264	3.026	3.086	3.237
Jawa Timur	5.205	5.297	5.143	4.993	5.053	4.970	5.083
Banten	2.094	2.094	2.094	2.144	2.144	2.144	2.106
Bali	3.999	4.246	4.451	4.451	4.147	3.996	4.144
Nusa Tenggara Barat	4.181	4.288	4.288	4.288	4.288	4.288	4.174
Nusa Tenggara Timur	4.418	4.418	4.418	4.418	4.418	3.976	4.346
Kalimantan Barat	5.470	5.470	5.470	5.470	5.470	5.470	5.417
Kalimantan Tengah	5.563	5.787	5.675	5.675	5.619	5.619	5.609
Kalimantan Selatan	3.769	3.769	3.769	3.769	3.769	3.769	3.845
Kalimantan Timur	6.343	6.343	6.343	6.590	6.178	6.178	6.390
Sulawesi Utara	4.603	4.603	4.603	4.603	4.603	4.603	4.453
Sulawesi Tengah	2.847	2.847	2.847	2.847	2.847	2.847	2.797
Sulawesi Selatan	3.850	3.719	3.719	3.719	3.624	3.624	3.765
Sulawesi Tenggara	3.448	3.448	3.448	3.448	3.448	3.448	3.475
Gorontalo	7.094	7.094	7.094	7.094	7.094	7.094	7.094
Sulawesi Barat	3.269	3.269	3.269	3.269	3.269	3.269	3.265
Maluku	10.796	10.967	11.490	11.413	10.813	9.899	10.365
Maluku Utara	5.334	5.334	5.334	5.334	5.334	5.334	5.334
Papua Barat	7.517	7.517	7.517	7.517	7.517	8.096	7.566
Papua	6.795	6.795	6.795	6.795	6.795	6.880	6.997
Nasional	4.680	4.718	4.724	4.723	4.669	4.641	4.665

Tabel 1.75
Harga Konsumen Perdesaan Kelompok Bahan Makanan, 2012
Tauge/Kecambah (Rp/Kg)

Provinsi	Januari	Februari	Maret	April	Mei	Juni
(1)	(2)	(3)	(4)	(5)	(6)	(7)
Aceh	7.084	7.169	7.058	7.096	7.220	7.355
Sumatera Utara	9.114	9.114	9.323	9.219	9.795	10.111
Sumatera Barat	8.656	8.656	8.539	8.539	8.539	8.425
Riau	9.191	8.963	8.963	8.963	9.052	9.052
Jambi	7.343	6.896	7.173	7.203	7.269	7.723
Sumatera Selatan	8.891	8.891	8.891	8.195	8.295	7.951
Bengkulu	7.431	6.884	6.805	7.118	7.118	7.118
Lampung	9.458	9.814	9.814	9.814	9.814	9.769
Kep. Bangka Belitung	9.612	9.612	9.493	9.375	9.493	9.615
Kepulauan Riau	11.014	11.304	11.159	11.159	11.452	11.452
Jawa Barat	6.248	6.335	6.316	6.447	6.447	6.468
Jawa Tengah	7.280	7.259	7.262	7.192	7.234	7.349
D. I. Yogyakarta	8.053	7.817	8.406	8.289	8.210	8.092
Jawa Timur	8.922	8.864	9.055	9.249	9.290	9.409
Banten	6.821	6.679	6.700	6.914	6.964	6.964
Bali	5.324	5.265	5.143	5.253	5.435	5.618
Nusa Tenggara Barat	8.606	8.606	8.698	8.698	8.835	8.735
Nusa Tenggara Timur	9.356	9.356	9.356	8.421	8.812	8.812
Kalimantan Barat	8.844	9.002	9.142	9.142	9.000	9.062
Kalimantan Tengah	9.150	9.400	9.850	9.850	10.800	10.800
Kalimantan Selatan	9.094	9.094	9.469	9.703	9.703	9.587
Kalimantan Timur	13.040	13.132	13.214	13.125	12.201	12.352
Sulawesi Utara	6.055	6.357	6.357	6.357	6.488	6.488
Sulawesi Tengah	9.071	9.106	9.728	9.763	9.521	9.452
Sulawesi Selatan	5.181	5.136	5.225	5.173	5.432	5.432
Sulawesi Tenggara	11.888	11.888	11.888	11.888	11.888	11.888
Gorontalo	10.000	10.377	10.377	10.450	10.810	10.216
Sulawesi Barat	12.688	13.192	13.192	12.449	12.449	12.799
Maluku	13.800	14.457	13.561	13.561	13.854	13.488
Maluku Utara	20.654	20.654	20.654	20.654	20.654	20.654
Papua Barat	19.835	19.508	19.508	19.508	19.508	18.533
Papua	12.452	12.452	12.452	12.452	11.657	11.657
Nasional	9.692	9.726	9.774	9.726	9.789	9.763

Lanjutan Tabel 1.75

Provinsi	Juli	Agustus	September	Oktober	November	Desember	Rata-rata
(1)	(8)	(9)	(10)	(11)	(12)	(13)	(14)
Aceh	7.232	7.197	7.197	7.214	7.095	7.282	7.183
Sumatera Utara	10.532	10.419	10.641	11.093	10.974	11.087	10.119
Sumatera Barat	8.224	8.224	8.224	8.396	8.396	9.139	8.497
Riau	9.052	9.096	9.540	9.629	9.531	9.221	9.188
Jambi	7.723	7.627	7.422	7.422	7.304	7.275	7.365
Sumatera Selatan	7.951	8.037	7.959	7.959	7.493	7.726	8.186
Bengkulu	7.118	7.275	6.955	6.875	6.955	6.955	7.051
Lampung	9.858	10.480	10.657	10.990	10.990	10.813	10.189
Kep. Bangka Belitung	9.737	10.102	10.428	10.319	10.319	10.319	9.869
Kepulauan Riau	11.452	11.452	11.452	11.452	11.327	11.327	11.334
Jawa Barat	6.635	6.711	6.830	6.821	6.881	6.792	6.577
Jawa Tengah	7.494	7.700	7.614	7.532	7.345	7.366	7.385
D. I. Yogyakarta	8.367	8.238	8.107	8.189	7.986	7.986	8.145
Jawa Timur	9.442	9.576	9.576	9.521	9.606	9.599	9.342
Banten	7.107	7.107	7.107	7.129	7.200	7.121	6.985
Bali	5.780	5.915	5.933	5.994	5.884	5.922	5.622
Nusa Tenggara Barat	8.785	8.785	8.585	8.585	8.392	8.392	8.642
Nusa Tenggara Timur	8.812	8.812	8.812	8.812	8.812	8.812	8.916
Kalimantan Barat	9.000	8.933	8.933	8.933	8.933	8.933	8.988
Kalimantan Tengah	10.911	11.022	10.770	10.770	10.770	10.881	10.414
Kalimantan Selatan	9.645	9.761	9.587	9.472	9.587	9.529	9.519
Kalimantan Timur	12.352	12.428	12.658	12.658	12.275	12.275	12.643
Sulawesi Utara	6.488	6.488	6.682	6.682	6.682	6.682	6.484
Sulawesi Tengah	9.002	9.002	9.077	9.227	9.158	9.158	9.272
Sulawesi Selatan	5.432	5.432	5.432	5.268	5.192	5.520	5.321
Sulawesi Tenggara	11.217	11.284	11.217	11.284	11.217	11.351	11.575
Gorontalo	9.979	9.979	9.979	9.590	9.590	9.590	10.078
Sulawesi Barat	13.333	13.510	13.866	13.866	12.697	13.839	13.157
Maluku	12.763	12.882	12.984	12.943	12.964	13.612	13.406
Maluku Utara	21.970	21.970	21.970	21.970	21.970	21.970	21.312
Papua Barat	18.533	18.144	18.144	18.144	18.144	16.643	18.679
Papua	10.760	10.760	10.760	10.208	10.208	10.208	11.335
Nasional	9.771	9.823	9.847	9.842	9.746	9.791	9.774

Tabel 1.76
Harga Konsumen Perdesaan Kelompok Bahan Makanan, 2012
Buncis (Rp/Kg)

Provinsi	Januari	Februari	Maret	April	Mei	Juni
(1)	(2)	(3)	(4)	(5)	(6)	(7)
Aceh	7.041	7.257	6.888	6.910	6.587	6.528
Sumatera Utara	8.463	8.463	8.463	8.809	8.771	8.733
Sumatera Barat	11.794	11.331	11.941	12.566	13.525	14.201
Riau	9.744	9.289	9.027	8.877	8.797	8.717
Jambi	7.868	7.868	7.681	7.416	7.416	7.278
Sumatera Selatan	6.825	6.748	6.321	6.061	6.364	6.690
Bengkulu	8.440	8.341	8.341	8.149	8.149	8.264
Lampung	7.931	8.036	7.826	7.584	7.487	7.652
Kep. Bangka Belitung	12.527	12.628	12.830	12.729	12.931	12.325
Kepulauan Riau	13.202	12.694	12.314	12.441	12.700	12.959
Jawa Barat	9.246	9.884	9.900	9.637	9.842	9.826
Jawa Tengah	6.536	6.862	7.206	6.657	6.305	6.396
D. I. Yogyakarta	7.915	8.560	8.987	8.358	7.971	7.971
Jawa Timur	8.005	8.405	9.017	8.517	8.235	8.643
Banten	7.452	7.268	7.379	7.931	7.774	7.820
Bali	7.140	7.300	7.665	7.665	7.148	7.166
Nusa Tenggara Barat	6.333	6.667	6.032	6.032	6.032	5.483
Nusa Tenggara Timur	12.188	12.430	12.430	13.643	13.643	13.643
Kalimantan Barat	12.798	13.129	13.063	13.328	13.328	12.925
Kalimantan Tengah	10.079	9.584	9.584	9.158	8.913	9.271
Kalimantan Selatan	13.394	13.682	14.258	13.435	13.984	13.284
Kalimantan Timur	16.868	17.312	16.868	17.471	16.240	16.674
Sulawesi Utara	7.955	8.437	8.437	8.157	8.157	8.833
Sulawesi Tengah	11.052	11.309	10.589	10.949	10.846	10.949
Sulawesi Selatan	9.246	9.937	10.434	10.071	9.989	10.195
Sulawesi Tenggara	8.133	8.262	8.377	8.836	8.721	8.950
Gorontalo	15.426	15.426	15.426	15.426	15.426	15.426
Sulawesi Barat	10.393	10.792	9.731	10.217	10.053	9.903
Maluku	35.411	35.146	35.146	35.656	35.656	36.165
Maluku Utara	15.750	15.250	16.050	16.250	15.750	16.750
Papua Barat	26.917	24.570	23.005	23.005	23.416	24.399
Papua	18.243	18.785	17.968	18.301	17.674	16.296
Nasional	11.572	11.614	11.537	11.570	11.495	11.572

Lanjutan Tabel 1.76

Provinsi	Juli	Agustus	September	Oktober	November	Desember	Rata-rata
(1)	(8)	(9)	(10)	(11)	(12)	(13)	(14)
Aceh	6.582	7.172	7.134	6.892	6.802	6.784	6.882
Sumatera Utara	8.694	8.343	8.097	8.097	8.217	8.835	8.499
Sumatera Barat	14.201	13.162	13.820	13.032	13.440	12.365	12.948
Riau	8.717	8.967	9.634	9.384	9.384	9.217	9.146
Jambi	7.093	7.093	7.803	8.332	8.244	7.538	7.636
Sumatera Selatan	6.690	6.771	7.174	7.070	6.689	6.472	6.656
Bengkulu	8.608	8.149	8.838	8.608	8.379	8.494	8.397
Lampung	7.652	7.847	8.631	8.945	8.220	7.710	7.960
Kep. Bangka Belitung	13.436	12.931	14.224	12.962	12.120	12.373	12.835
Kepulauan Riau	13.077	13.077	12.434	12.434	13.195	12.814	12.778
Jawa Barat	10.106	10.777	11.855	11.527	11.376	10.802	10.398
Jawa Tengah	6.812	7.344	7.711	7.804	7.791	7.178	7.050
D. I. Yogyakarta	8.145	8.675	9.109	9.449	8.977	8.528	8.554
Jawa Timur	9.527	9.587	9.834	10.048	9.694	9.822	9.111
Banten	8.004	8.050	8.243	8.372	8.740	8.740	7.981
Bali	6.800	6.630	6.204	6.825	7.166	6.593	7.025
Nusa Tenggara Barat	5.483	5.758	5.971	6.568	6.568	6.568	6.125
Nusa Tenggara Timur	13.938	13.938	13.660	14.314	13.660	13.910	13.450
Kalimantan Barat	13.227	13.370	13.180	12.985	12.948	12.562	13.070
Kalimantan Tengah	8.934	9.384	9.538	9.874	9.463	9.238	9.418
Kalimantan Selatan	14.281	14.010	13.942	14.639	14.883	13.712	13.959
Kalimantan Timur	17.053	16.998	17.431	17.756	17.215	17.215	17.092
Sulawesi Utara	8.112	8.022	8.595	9.027	9.415	8.811	8.496
Sulawesi Tengah	11.051	11.031	10.588	10.540	11.053	11.530	10.957
Sulawesi Selatan	10.705	11.047	9.953	9.461	10.407	9.689	10.094
Sulawesi Tenggara	9.272	9.432	9.616	9.329	9.144	9.601	8.973
Gorontalo	15.426	15.426	15.426	15.426	15.426	15.426	15.426
Sulawesi Barat	10.203	10.348	10.348	10.196	11.109	10.805	10.342
Maluku	36.367	40.051	40.051	39.182	39.182	41.141	37.429
Maluku Utara	16.250	16.699	16.430	16.996	17.510	17.510	16.433
Papua Barat	24.083	23.755	24.943	23.771	24.959	27.116	24.495
Papua	15.881	15.477	15.887	16.682	16.270	16.698	17.014
Nasional	11.700	11.854	12.072	12.079	12.114	12.056	11.770

Tabel 1.77
Harga Konsumen Perdesaan Kelompok Bahan Makanan, 2012
Wortel (Rp/Kg)

Provinsi	Januari	Februari	Maret	April	Mei	Juni
(1)	(2)	(3)	(4)	(5)	(6)	(7)
Aceh	8.067	7.966	8.071	7.865	7.717	7.416
Sumatera Utara	8.897	8.619	8.665	8.709	8.578	8.883
Sumatera Barat	7.972	7.725	7.823	7.133	6.976	7.325
Riau	13.129	12.351	12.461	12.366	12.270	12.753
Jambi	7.500	7.500	7.683	7.098	7.098	7.098
Sumatera Selatan	5.764	5.607	5.411	5.411	5.607	5.772
Bengkulu	7.235	7.235	7.035	7.348	7.876	7.769
Lampung	7.200	7.096	6.783	7.005	6.497	6.599
Kep. Bangka Belitung	14.705	14.705	16.175	15.734	15.918	17.247
Kepulauan Riau	13.071	12.790	13.071	13.492	14.060	14.912
Jawa Barat	7.768	7.344	6.991	6.898	6.602	6.738
Jawa Tengah	8.947	8.397	7.637	6.944	6.850	6.880
D. I. Yogyakarta	8.870	8.416	8.261	7.623	7.083	7.601
Jawa Timur	10.202	9.993	9.463	8.968	8.584	8.405
Banten	8.502	8.252	8.565	8.565	8.340	8.527
Bali	8.708	8.360	7.942	7.942	8.535	9.023
Nusa Tenggara Barat	10.979	10.211	10.722	10.722	10.722	10.722
Nusa Tenggara Timur	8.608	9.223	9.073	8.996	9.032	9.174
Kalimantan Barat	14.279	14.618	14.483	14.177	14.720	15.674
Kalimantan Tengah	13.250	12.545	12.166	11.346	11.710	11.464
Kalimantan Selatan	12.707	13.606	12.661	12.538	12.538	12.477
Kalimantan Timur	15.462	15.555	15.648	15.546	15.312	16.123
Sulawesi Utara	7.136	7.449	7.349	7.068	7.068	7.957
Sulawesi Tengah	13.350	14.038	14.752	14.949	14.673	14.238
Sulawesi Selatan	8.497	8.976	8.737	8.532	8.532	9.057
Sulawesi Tenggara	15.234	15.745	14.681	14.808	14.851	14.388
Gorontalo	15.841	15.048	15.048	14.663	15.059	16.446
Sulawesi Barat	11.275	10.463	9.553	9.553	9.508	9.879
Maluku	30.445	28.989	30.313	31.958	31.919	33.515
Maluku Utara	19.777	19.777	19.223	19.223	19.223	20.030
Papua Barat	31.034	31.886	31.375	32.227	32.049	32.450
Papua	21.335	20.927	21.411	22.612	23.135	23.873
Nasional	12.367	12.232	12.163	12.126	12.145	12.513

Lanjutan Tabel 1.77

Provinsi	Juli	Agustus	September	Oktober	November	Desember	Rata-rata
(1)	(8)	(9)	(10)	(11)	(12)	(13)	(14)
Aceh	7.724	7.745	7.617	7.575	7.535	7.696	7.750
Sumatera Utara	9.187	9.536	8.736	8.602	8.828	9.055	8.858
Sumatera Barat	7.551	7.187	6.886	7.048	7.400	7.770	7.400
Riau	11.975	12.386	13.185	12.843	13.938	13.938	12.800
Jambi	7.808	7.746	7.853	7.810	7.939	9.027	7.680
Sumatera Selatan	6.383	6.039	6.269	6.269	6.880	7.031	6.037
Bengkulu	8.734	8.734	8.853	8.853	8.853	9.830	8.196
Lampung	6.712	6.917	7.327	7.473	8.220	8.643	7.206
Kep. Bangka Belitung	17.319	16.672	18.024	17.799	18.368	19.799	16.872
Kepulauan Riau	13.641	13.809	13.141	11.772	12.714	12.596	13.256
Jawa Barat	6.816	7.112	8.178	8.587	9.017	8.949	7.583
Jawa Tengah	7.215	7.359	8.463	8.886	9.330	9.445	8.029
D. I. Yogyakarta	7.647	7.931	8.724	9.160	9.618	9.324	8.355
Jawa Timur	8.799	9.415	10.345	10.862	11.405	11.096	9.795
Banten	9.127	8.877	8.652	9.518	10.087	10.656	8.972
Bali	9.140	8.747	9.184	9.283	9.748	9.198	8.818
Nusa Tenggara Barat	10.146	9.714	9.858	10.351	10.589	11.648	10.532
Nusa Tenggara Timur	9.174	8.801	8.801	8.904	8.904	9.349	9.003
Kalimantan Barat	16.247	16.247	15.783	15.659	15.167	15.665	15.227
Kalimantan Tengah	11.555	11.555	11.391	11.226	12.048	12.695	11.913
Kalimantan Selatan	12.661	12.722	12.722	13.275	13.675	13.559	12.928
Kalimantan Timur	16.306	15.848	15.940	15.848	16.489	16.581	15.888
Sulawesi Utara	7.443	7.630	8.278	8.278	8.189	8.634	7.707
Sulawesi Tengah	14.731	16.470	16.014	15.314	14.545	15.244	14.860
Sulawesi Selatan	9.374	9.500	10.451	9.763	10.251	11.021	9.391
Sulawesi Tenggara	14.766	14.682	14.316	14.179	14.362	15.339	14.779
Gorontalo	16.446	19.022	19.022	17.378	16.638	17.114	16.477
Sulawesi Barat	10.806	10.157	9.307	9.009	9.100	9.009	9.802
Maluku	30.834	30.744	30.331	31.848	29.326	30.792	30.918
Maluku Utara	20.030	20.928	20.367	19.469	19.899	20.302	19.854
Papua Barat	31.024	32.628	30.092	30.834	33.169	33.481	31.854
Papua	25.066	26.020	26.113	25.160	24.629	26.253	23.878
Nasional	12.575	12.778	12.819	12.776	13.027	13.461	12.582

Tabel 1.78
Harga Konsumen Perdesaan Kelompok Bahan Makanan, 2012
Daun Singkong (Rp/Kg)

Provinsi	Januari	Februari	Maret	April	Mei	Juni
(1)	(2)	(3)	(4)	(5)	(6)	(7)
Aceh	4.051	4.051	4.066	4.269	4.269	4.247
Sumatera Utara	3.333	3.333	3.369	3.441	3.477	3.730
Sumatera Barat	3.660	3.660	3.660	3.705	3.705	3.823
Riau	5.278	5.611	5.676	5.676	5.586	5.676
Jambi	4.409	4.469	4.430	4.000	4.108	3.932
Sumatera Selatan	3.464	3.464	3.714	3.714	3.714	3.833
Bengkulu	3.541	3.491	3.491	3.491	3.491	3.539
Lampung	3.035	2.811	2.748	2.777	2.815	2.998
Kep. Bangka Belitung	3.845	3.845	3.845	3.845	3.845	3.845
Kepulauan Riau	7.291	6.770	6.770	6.770	6.770	6.770
Jawa Barat	3.198	3.151	3.198	3.198	3.198	3.203
Jawa Tengah	2.089	2.122	2.100	2.172	2.092	2.079
D. I. Yogyakarta	1.520	1.520	1.318	1.318	1.318	1.299
Jawa Timur	2.184	2.208	2.251	2.351	2.385	2.456
Banten	2.725	2.678	2.631	2.631	2.631	2.678
Bali	2.363	2.325	2.250	2.400	2.385	2.385
Nusa Tenggara Barat	2.695	2.695	2.695	2.695	2.695	2.695
Nusa Tenggara Timur	3.824	3.899	3.986	3.905	4.039	4.039
Kalimantan Barat	3.728	3.808	3.808	3.672	3.672	3.672
Kalimantan Tengah	3.643	3.807	3.848	3.715	3.756	3.719
Kalimantan Selatan	4.039	4.121	4.121	4.304	4.304	4.304
Kalimantan Timur	6.467	5.997	5.997	6.257	6.257	6.257
Sulawesi Utara	3.340	3.405	3.639	3.639	3.874	3.874
Sulawesi Tengah	3.435	3.481	3.526	3.513	3.541	3.558
Sulawesi Selatan	3.117	3.117	3.117	3.179	3.179	3.313
Sulawesi Tenggara	4.578	4.744	4.808	4.650	4.621	4.853
Gorontalo	2.986	2.986	2.986	2.986	2.986	2.944
Sulawesi Barat	3.691	3.691	3.453	3.453	3.453	3.453
Maluku	9.259	9.717	9.586	9.749	9.815	9.894
Maluku Utara	5.910	5.910	5.811	5.811	5.811	6.009
Papua Barat	9.309	9.309	9.433	9.557	9.557	9.557
Papua	8.533	8.533	8.467	8.702	8.702	8.702
Nasional	4.204	4.210	4.212	4.236	4.252	4.292

Lanjutan Tabel 1.78

Provinsi	Juli	Agustus	September	Oktober	November	Desember	Rata-rata
(1)	(8)	(9)	(10)	(11)	(12)	(13)	(14)
Aceh	4.166	4.267	4.267	4.229	4.303	4.303	4.207
Sumatera Utara	3.802	3.802	3.802	3.726	3.648	3.731	3.600
Sumatera Barat	3.823	3.935	3.935	4.045	4.045	4.045	3.837
Riau	5.676	5.540	5.495	5.450	5.549	5.684	5.575
Jambi	3.973	4.160	4.042	4.081	4.042	3.959	4.134
Sumatera Selatan	3.833	4.075	4.075	4.075	4.075	3.859	3.825
Bengkulu	3.539	3.539	3.539	3.539	3.444	3.444	3.507
Lampung	2.876	2.998	3.148	3.209	3.100	3.100	2.968
Kep. Bangka Belitung	3.845	3.845	4.037	4.037	3.714	3.714	3.855
Kepulauan Riau	6.770	6.609	6.609	6.609	6.609	6.609	6.747
Jawa Barat	3.203	3.258	3.281	3.305	3.375	3.206	3.231
Jawa Tengah	2.224	2.425	2.490	2.462	2.432	2.359	2.254
D. I. Yogyakarta	1.299	1.366	1.366	1.366	1.289	1.289	1.356
Jawa Timur	2.498	2.570	2.617	2.876	2.889	2.943	2.519
Banten	2.678	2.687	2.678	2.678	2.612	2.612	2.660
Bali	2.344	2.321	2.321	2.321	2.282	2.327	2.335
Nusa Tenggara Barat	2.695	2.695	2.755	2.755	2.755	2.893	2.726
Nusa Tenggara Timur	4.039	4.246	4.618	4.713	4.808	4.713	4.236
Kalimantan Barat	3.672	3.672	3.672	3.672	3.707	3.741	3.708
Kalimantan Tengah	3.792	3.864	3.936	3.936	4.008	4.081	3.842
Kalimantan Selatan	4.304	4.304	4.377	4.377	4.377	4.377	4.276
Kalimantan Timur	6.257	6.611	6.670	6.670	6.966	6.730	6.428
Sulawesi Utara	3.874	3.874	4.006	4.006	4.006	4.006	3.795
Sulawesi Tengah	3.641	3.599	3.740	3.848	3.715	3.901	3.625
Sulawesi Selatan	3.251	3.251	3.251	3.251	3.118	3.157	3.192
Sulawesi Tenggara	4.929	5.020	5.256	5.131	5.088	4.964	4.887
Gorontalo	2.973	2.973	2.854	2.854	2.854	2.903	2.941
Sulawesi Barat	3.453	3.572	3.572	3.572	3.572	3.572	3.542
Maluku	10.289	10.284	10.066	10.220	10.232	10.743	9.988
Maluku Utara	6.061	6.061	5.907	5.907	5.907	5.907	5.918
Papua Barat	9.684	10.067	10.194	10.194	10.468	11.131	9.872
Papua	8.843	8.639	9.044	8.840	8.840	8.840	8.724
Nasional	4.322	4.379	4.426	4.436	4.432	4.464	4.322

Tabel 1.79
Harga Konsumen Perdesaan Kelompok Bahan Makanan, 2012
Pare/Paria (Rp/Kg)

Provinsi	Januari	Februari	Maret	April	Mei	Juni
(1)	(2)	(3)	(4)	(5)	(6)	(7)
Aceh	7.600	7.600	7.200	6.800	6.800	6.800
Sumatera Utara	6.061	6.061	5.670	5.866	5.670	5.670
Sumatera Barat	6.059	6.059	6.059	5.674	6.154	6.343
Riau	5.431	5.431	5.431	5.431	5.431	5.431
Jambi	9.289	9.139	9.588	8.689	9.445	9.293
Sumatera Selatan	6.256	6.150	6.150	6.150	6.457	6.245
Bengkulu	9.588	9.425	9.261	9.594	9.594	9.261
Lampung	3.650	3.327	3.202	3.140	3.169	3.227
Kep. Bangka Belitung	9.533	9.378	9.843	9.843	9.882	10.076
Kepulauan Riau	9.763	10.175	10.313	10.313	9.957	9.834
Jawa Barat	4.911	5.142	5.156	5.184	5.184	5.156
Jawa Tengah	4.507	4.497	4.679	4.563	4.366	4.423
D. I. Yogyakarta	4.457	4.651	4.586	4.586	4.246	4.306
Jawa Timur	3.989	4.072	4.136	4.037	4.005	3.929
Banten	6.045	6.045	5.722	5.962	5.686	5.806
Bali	5.286	5.147	5.656	5.882	5.769	5.769
Nusa Tenggara Barat	4.290	4.290	4.118	4.118	4.118	4.118
Nusa Tenggara Timur	5.407	5.407	5.407	5.407	5.407	5.407
Kalimantan Barat	9.654	9.654	9.654	9.336	9.654	9.510
Kalimantan Tengah	8.596	8.522	8.970	8.755	8.648	9.048
Kalimantan Selatan	6.724	6.912	7.015	7.108	7.194	7.461
Kalimantan Timur	8.021	8.272	8.480	8.129	8.407	8.451
Sulawesi Utara	5.980	6.279	6.279	6.279	6.279	6.279
Sulawesi Tengah	6.712	6.620	6.626	6.781	6.654	6.597
Sulawesi Selatan	4.692	4.625	4.357	4.357	4.357	4.558
Sulawesi Tenggara	7.830	7.272	7.394	6.957	7.352	7.399
Gorontalo	6.554	6.406	6.406	6.406	6.406	6.406
Sulawesi Barat	5.006	4.798	4.798	5.038	5.038	4.786
Maluku	10.400	11.040	11.043	10.491	10.267	10.780
Maluku Utara	12.511	12.239	12.239	12.890	12.629	12.890
Papua Barat	12.951	12.951	12.951	12.951	12.951	12.731
Papua	9.076	9.314	8.511	8.511	8.511	8.213
Nasional	7.088	7.091	7.091	7.038	7.053	7.069

Lanjutan Tabel 1.79

Provinsi	Juli	Agustus	September	Oktober	November	Desember	Rata-rata
(1)	(8)	(9)	(10)	(11)	(12)	(13)	(14)
Aceh	6.800	6.800	6.800	6.800	6.882	6.882	6.980
Sumatera Utara	5.917	5.917	5.917	5.917	5.917	5.917	5.875
Sumatera Barat	6.153	5.749	5.573	5.396	5.256	5.536	5.834
Riau	5.431	5.431	5.431	5.431	5.431	5.431	5.431
Jambi	9.293	8.683	9.369	8.485	8.759	8.302	9.028
Sumatera Selatan	6.245	6.245	6.974	7.671	7.860	7.424	6.652
Bengkulu	9.427	9.261	9.261	9.594	9.427	9.010	9.392
Lampung	3.169	3.169	3.420	3.616	3.273	3.370	3.311
Kep. Bangka Belitung	9.843	9.843	10.076	10.154	9.921	9.921	9.860
Kepulauan Riau	9.834	9.834	9.620	9.758	9.878	9.397	9.890
Jawa Barat	5.180	5.264	5.705	5.592	5.501	5.649	5.302
Jawa Tengah	4.767	5.051	5.371	5.262	5.151	5.059	4.808
D. I. Yogyakarta	4.670	4.731	5.034	5.286	4.678	4.546	4.648
Jawa Timur	4.217	4.451	4.481	4.682	4.900	4.922	4.318
Banten	5.866	5.866	6.345	6.225	6.261	6.121	5.996
Bali	5.649	6.129	6.249	6.009	5.528	5.394	5.705
Nusa Tenggara Barat	3.990	4.137	3.990	4.137	4.285	4.581	4.181
Nusa Tenggara Timur	5.504	6.183	6.183	6.183	6.251	6.251	5.750
Kalimantan Barat	9.936	9.936	9.723	9.388	9.388	9.871	9.642
Kalimantan Tengah	9.262	8.834	9.155	9.155	8.941	8.841	8.894
Kalimantan Selatan	7.766	8.025	7.807	8.223	7.853	7.946	7.503
Kalimantan Timur	8.727	8.910	8.868	8.825	8.571	8.656	8.526
Sulawesi Utara	6.279	6.279	6.279	6.279	6.279	6.279	6.254
Sulawesi Tengah	7.070	7.415	7.588	7.751	7.350	7.464	7.052
Sulawesi Selatan	4.804	4.804	4.804	4.804	4.575	4.687	4.618
Sulawesi Tenggara	7.447	7.510	8.200	8.232	8.317	8.712	7.719
Gorontalo	6.658	6.254	6.254	6.254	6.254	6.254	6.376
Sulawesi Barat	4.504	4.504	4.729	4.729	4.729	4.548	4.767
Maluku	11.319	11.885	11.291	10.749	11.410	11.451	11.011
Maluku Utara	12.499	12.499	12.499	12.499	12.215	12.215	12.485
Papua Barat	13.049	13.209	13.527	13.759	13.912	14.819	13.313
Papua	8.623	9.085	9.085	9.085	9.085	9.085	8.849
Nasional	7.184	7.247	7.363	7.373	7.314	7.329	7.187

Tabel 1.80
Harga Konsumen Perdesaan Kelompok Bahan Makanan, 2012
Jengkol (Rp/Kg)

Provinsi	Januari	Februari	Maret	April	Mei	Juni
(1)	(2)	(3)	(4)	(5)	(6)	(7)
Aceh	7.415	7.264	7.264	7.120	7.312	7.401
Sumatera Utara	14.070	14.070	14.070	15.699	16.736	17.176
Sumatera Barat	16.742	16.297	15.923	18.554	17.990	20.121
Riau	11.536	11.846	11.520	11.981	12.044	11.727
Jambi	16.366	17.584	16.415	18.647	18.375	19.366
Sumatera Selatan	10.616	10.616	10.616	10.616	10.616	10.951
Bengkulu	17.157	18.015	18.462	18.716	19.718	18.967
Lampung	4.903	4.903	4.832	4.999	5.070	5.466
Kep. Bangka Belitung	6.760	6.760	7.290	7.290	7.555	7.555
Kepulauan Riau	8.500	7.744	8.689	9.067	8.689	8.689
Jawa Barat	15.097	15.134	14.594	16.247	18.174	19.530
Jawa Tengah	9.764	10.291	10.252	11.033	11.955	12.237
D. I. Yogyakarta	11.211	11.211	11.211	12.231	12.231	12.231
Jawa Timur	8.605	8.985	9.565	9.565	10.434	10.434
Banten	15.518	15.476	16.438	18.864	19.455	20.422
Bali	-	-	-	-	-	-
Nusa Tenggara Barat	-	-	-	-	-	-
Nusa Tenggara Timur	-	-	-	-	-	-
Kalimantan Barat	9.000	9.000	9.000	8.735	8.735	8.735
Kalimantan Tengah	-	-	-	-	-	-
Kalimantan Selatan	3.675	3.675	3.859	3.859	3.859	3.859
Kalimantan Timur	5.741	5.741	5.699	5.795	5.795	5.638
Sulawesi Utara	-	-	-	-	-	-
Sulawesi Tengah	3.000	3.000	3.000	3.000	3.000	3.000
Sulawesi Selatan	5.000	5.000	5.000	5.000	5.000	5.000
Sulawesi Tenggara	3.500	3.500	3.500	3.500	3.500	3.500
Gorontalo	-	-	-	-	-	-
Sulawesi Barat	-	-	-	-	-	-
Maluku	5.000	5.000	5.000	5.000	5.000	5.000
Maluku Utara	-	-	-	-	-	-
Papua Barat	6.294	6.294	6.294	6.294	6.294	6.294
Papua	9.647	9.647	9.647	9.647	9.647	9.647
Nasional	9.380	9.461	9.506	10.061	10.299	10.539

Lanjutan Tabel 1.80

Provinsi	Juli	Agustus	September	Oktober	November	Desember	Rata-rata
(1)	(8)	(9)	(10)	(11)	(12)	(13)	(14)
Aceh	8.000	7.758	7.729	7.635	7.714	7.714	7.527
Sumatera Utara	17.580	17.580	17.141	17.998	17.998	17.998	16.510
Sumatera Barat	19.685	19.233	20.353	21.613	20.788	22.506	19.150
Riau	11.791	11.695	11.418	11.989	11.989	12.489	11.835
Jambi	17.816	17.816	17.907	18.587	18.995	20.718	18.216
Sumatera Selatan	11.006	11.392	12.031	12.568	12.568	12.568	11.347
Bengkulu	19.915	19.576	17.997	20.164	21.671	19.535	19.158
Lampung	5.625	5.704	5.942	5.727	5.691	5.024	5.324
Kep. Bangka Belitung	7.555	7.555	7.884	8.431	8.431	8.869	7.661
Kepulauan Riau	7.933	7.933	7.573	7.573	7.573	7.573	8.128
Jawa Barat	20.155	19.141	18.942	17.897	16.967	16.792	17.389
Jawa Tengah	13.055	12.991	12.527	12.789	12.485	12.289	11.806
D. I. Yogyakarta	12.231	12.842	11.558	12.136	11.529	11.529	11.846
Jawa Timur	11.412	10.699	11.175	11.175	11.489	10.258	10.316
Banten	20.422	20.422	20.539	20.102	19.774	19.540	18.914
Bali	-	-	-	-	-	-	-
Nusa Tenggara Barat	-	-	-	-	-	-	-
Nusa Tenggara Timur	-	-	-	-	-	-	-
Kalimantan Barat	8.927	8.927	8.927	9.029	9.029	9.300	8.945
Kalimantan Tengah	-	-	-	-	-	-	-
Kalimantan Selatan	3.859	3.859	3.859	3.859	3.859	3.859	3.828
Kalimantan Timur	5.638	5.638	5.638	5.638	5.880	5.880	5.727
Sulawesi Utara	-	-	-	-	-	-	-
Sulawesi Tengah	3.000	3.000	3.000	2.850	2.850	2.850	2.963
Sulawesi Selatan	5.000	5.000	5.000	5.000	5.000	5.000	5.000
Sulawesi Tenggara	3.500	3.500	3.500	3.500	3.500	3.500	3.500
Gorontalo	-	-	-	-	-	-	-
Sulawesi Barat	-	-	-	-	-	-	-
Maluku	5.000	5.000	5.000	5.000	5.000	5.000	5.000
Maluku Utara	-	-	-	-	-	-	-
Papua Barat	6.294	6.294	6.294	6.294	6.294	6.608	6.320
Papua	9.647	9.647	9.647	9.647	9.647	9.647	9.647
Nasional	10.627	10.550	10.482	10.717	10.697	10.710	10.252

Tabel 1.81
Harga Konsumen Perdesaan Kelompok Bahan Makanan, 2012
Cabe Hijau (Rp/Kg)

Provinsi	Januari	Februari	Maret	April	Mei	Juni
(1)	(2)	(3)	(4)	(5)	(6)	(7)
Aceh	25.805	22.572	23.273	22.588	23.981	26.622
Sumatera Utara	26.437	23.927	22.700	22.237	23.812	26.276
Sumatera Barat	58.087	54.801	52.968	54.168	51.055	53.402
Riau	38.154	32.284	31.258	29.150	28.348	31.353
Jambi	29.545	28.783	25.991	24.134	25.585	27.199
Sumatera Selatan	69.736	68.717	66.774	66.522	66.940	70.478
Bengkulu	67.430	54.568	52.695	52.143	51.316	60.144
Lampung	28.313	25.761	25.445	24.923	24.990	25.261
Kep. Bangka Belitung	43.244	43.244	41.374	42.543	43.010	41.952
Kepulauan Riau	51.046	48.699	50.459	50.864	51.705	51.705
Jawa Barat	17.312	16.619	16.021	15.861	16.972	18.069
Jawa Tengah	23.039	22.214	22.140	23.167	23.447	24.862
D. I. Yogyakarta	19.319	19.244	21.508	19.438	18.851	21.218
Jawa Timur	16.083	15.814	16.588	16.488	16.234	17.382
Banten	12.950	13.149	13.647	13.149	13.453	13.857
Bali	12.872	13.332	13.999	13.850	13.578	13.366
Nusa Tenggara Barat	9.250	10.500	10.277	10.637	10.342	10.342
Nusa Tenggara Timur	23.792	24.585	23.314	23.314	23.314	23.314
Kalimantan Barat	29.567	29.970	33.076	33.933	34.329	32.389
Kalimantan Tengah	32.500	30.833	32.456	32.809	34.573	34.382
Kalimantan Selatan	48.272	50.686	49.754	51.340	53.260	51.201
Kalimantan Timur	55.021	52.785	54.127	55.102	56.361	54.796
Sulawesi Utara	35.111	36.516	39.325	41.094	40.067	43.072
Sulawesi Tengah	19.250	19.000	19.000	19.250	19.250	19.250
Sulawesi Selatan	24.971	25.984	25.984	27.283	27.766	27.766
Sulawesi Tenggara	16.667	16.667	17.500	17.500	17.500	17.500
Gorontalo	35.597	37.021	39.869	41.663	40.621	43.668
Sulawesi Barat	12.000	10.500	10.500	10.500	10.500	10.500
Maluku	25.962	25.962	25.962	25.962	25.962	25.962
Maluku Utara	27.335	27.335	27.335	27.335	27.335	28.719
Papua Barat	29.286	28.605	28.304	31.134	30.685	28.825
Papua	18.750	17.147	16.780	18.458	18.103	17.985
Nasional	30.710	29.619	29.700	29.954	30.101	31.026

Lanjutan Tabel 1.81

Provinsi	Juli	Agustus	September	Oktober	November	Desember	Rata-rata
(1)	(8)	(9)	(10)	(11)	(12)	(13)	(14)
Aceh	28.131	29.515	26.455	24.180	22.044	22.101	24.772
Sumatera Utara	28.334	29.731	27.897	26.800	23.993	24.645	25.566
Sumatera Barat	51.229	48.809	42.306	45.249	39.429	37.012	49.043
Riau	31.253	29.506	28.462	27.084	25.031	24.401	29.690
Jambi	28.069	28.591	25.359	26.482	26.878	25.359	26.831
Sumatera Selatan	77.882	73.220	74.325	71.364	68.893	67.957	70.234
Bengkulu	60.144	62.832	57.120	57.834	58.548	57.834	57.718
Lampung	26.324	25.970	24.306	24.868	23.787	23.787	25.311
Kep. Bangka Belitung	44.303	45.462	44.999	45.404	47.566	43.918	43.918
Kepulauan Riau	53.597	54.073	51.324	51.324	50.685	50.046	51.294
Jawa Barat	19.468	19.713	19.482	19.287	18.512	18.037	17.946
Jawa Tengah	27.238	25.497	24.818	25.740	23.056	21.559	23.898
D. I. Yogyakarta	22.331	21.742	21.906	24.527	21.438	19.642	20.930
Jawa Timur	18.515	17.856	16.759	17.703	16.427	15.797	16.804
Banten	14.363	14.182	14.182	14.092	14.092	13.698	13.735
Bali	14.016	14.016	14.016	14.016	13.646	12.671	13.615
Nusa Tenggara Barat	10.342	10.342	9.497	9.972	9.972	9.474	10.079
Nusa Tenggara Timur	24.479	25.919	26.862	26.862	27.434	28.577	25.147
Kalimantan Barat	32.389	31.691	32.110	30.504	32.247	33.649	32.154
Kalimantan Tengah	35.337	33.427	33.427	33.427	32.090	32.090	33.112
Kalimantan Selatan	53.230	54.474	51.808	52.941	52.941	56.218	52.177
Kalimantan Timur	57.127	57.594	54.096	54.096	49.954	51.659	54.393
Sulawesi Utara	38.585	44.001	35.201	37.715	34.814	38.295	38.650
Sulawesi Tengah	19.892	19.892	19.892	19.892	19.892	19.892	19.529
Sulawesi Selatan	26.835	29.346	26.411	29.052	26.728	29.401	27.294
Sulawesi Tenggara	17.500	17.500	16.667	16.667	16.667	16.667	17.083
Gorontalo	39.119	44.609	35.688	38.237	35.295	38.825	39.184
Sulawesi Barat	10.500	10.500	10.500	10.500	10.500	10.500	10.625
Maluku	25.962	27.260	27.260	26.783	26.783	26.783	26.383
Maluku Utara	28.719	29.485	30.960	30.231	30.231	30.960	28.832
Papua Barat	28.825	30.955	31.665	31.665	33.013	34.623	30.632
Papua	16.465	16.465	16.946	18.237	17.962	19.643	17.745
Nasional	31.578	32.005	30.397	30.710	29.705	29.866	30.448

Tabel 1.82
Harga Konsumen Perdesaan Kelompok Bahan Makanan, 2012
Pisang (Rp/Kg)

Provinsi	Januari	Februari	Maret	April	Mei	Juni
(1)	(2)	(3)	(4)	(5)	(6)	(7)
Aceh	5.890	6.123	6.130	6.244	6.227	6.210
Sumatera Utara	7.242	7.262	7.262	7.400	7.816	7.990
Sumatera Barat	5.913	5.913	5.913	5.913	5.913	5.913
Riau	9.587	9.413	9.285	9.557	9.724	9.636
Jambi	7.340	6.980	6.800	7.205	7.180	7.225
Sumatera Selatan	5.888	5.888	5.856	5.841	6.189	6.189
Bengkulu	6.068	6.068	6.202	6.202	6.136	6.400
Lampung	3.379	3.483	3.416	3.451	3.467	3.565
Kep. Bangka Belitung	8.584	8.584	8.584	8.584	8.743	8.743
Kepulauan Riau	5.207	5.329	5.085	5.204	5.234	5.264
Jawa Barat	4.438	4.526	4.662	4.678	4.650	4.694
Jawa Tengah	7.916	8.046	8.081	8.120	8.281	8.407
D. I. Yogyakarta	10.070	10.236	10.518	10.832	10.749	10.898
Jawa Timur	7.248	7.462	7.629	7.591	7.651	7.739
Banten	6.742	6.635	6.635	6.635	6.598	6.797
Bali	10.036	10.784	10.513	10.522	10.553	10.661
Nusa Tenggara Barat	9.809	10.067	9.895	10.101	10.341	10.774
Nusa Tenggara Timur	6.640	6.900	6.913	6.963	6.937	6.886
Kalimantan Barat	4.350	4.350	4.385	4.432	4.399	4.739
Kalimantan Tengah	5.794	5.868	5.897	5.882	5.897	5.990
Kalimantan Selatan	6.109	6.016	6.016	6.030	6.030	6.030
Kalimantan Timur	9.524	9.692	9.860	9.942	9.942	9.885
Sulawesi Utara	5.494	5.641	5.730	5.730	5.822	5.804
Sulawesi Tengah	3.217	3.258	3.293	3.332	3.304	3.343
Sulawesi Selatan	5.156	4.994	4.881	4.881	4.944	5.014
Sulawesi Tenggara	5.394	5.326	5.312	5.312	5.326	5.268
Gorontalo	4.480	4.480	4.244	4.293	4.442	4.664
Sulawesi Barat	5.089	5.190	5.164	5.201	4.952	5.068
Maluku	8.798	8.912	8.628	8.500	8.489	8.468
Maluku Utara	6.379	6.379	6.379	6.379	6.379	6.340
Papua Barat	9.200	8.974	8.847	9.041	9.041	9.041
Papua	9.512	9.885	9.737	9.835	9.911	10.010
Nasional	6.765	6.833	6.805	6.870	6.915	6.989

Lanjutan Tabel 1.82

Provinsi	Juli	Agustus	September	Oktober	November	Desember	Rata-rata
(1)	(8)	(9)	(10)	(11)	(12)	(13)	(14)
Aceh	6.254	6.329	6.407	6.451	6.257	6.300	6.235
Sumatera Utara	8.012	8.126	7.932	7.838	7.838	8.087	7.734
Sumatera Barat	6.012	6.106	6.106	6.106	6.106	5.869	5.982
Riau	9.548	9.373	9.548	9.461	9.737	9.737	9.550
Jambi	7.279	7.328	7.178	7.114	7.285	7.276	7.182
Sumatera Selatan	6.189	6.189	6.189	6.189	6.140	6.206	6.079
Bengkulu	6.598	6.796	6.796	6.796	6.730	6.655	6.454
Lampung	3.518	3.691	3.656	3.656	3.726	3.726	3.561
Kep. Bangka Belitung	8.868	9.044	9.219	9.114	9.254	9.254	8.881
Kepulauan Riau	5.264	5.296	5.296	5.375	5.375	5.375	5.275
Jawa Barat	4.664	4.831	4.948	5.003	5.103	5.087	4.774
Jawa Tengah	8.729	9.071	9.232	9.168	9.336	9.341	8.644
D. I. Yogyakarta	11.491	11.904	11.855	12.271	12.221	12.963	11.334
Jawa Timur	7.969	8.351	8.265	8.247	8.524	8.471	7.929
Banten	6.812	6.689	6.505	6.363	6.344	6.344	6.592
Bali	10.990	11.595	12.392	12.051	11.898	11.888	11.157
Nusa Tenggara Barat	10.809	11.383	11.400	11.400	11.150	11.116	10.687
Nusa Tenggara Timur	6.931	6.972	6.959	7.137	7.274	7.261	6.981
Kalimantan Barat	4.739	4.876	4.876	4.891	4.891	4.891	4.652
Kalimantan Tengah	5.990	6.048	6.288	6.376	6.302	6.316	6.054
Kalimantan Selatan	6.030	6.233	6.262	6.150	6.150	6.178	6.103
Kalimantan Timur	9.885	10.109	10.109	10.109	10.258	10.258	9.964
Sulawesi Utara	5.804	5.923	5.923	5.993	6.064	5.860	5.816
Sulawesi Tengah	3.364	3.640	3.650	3.765	3.664	3.728	3.463
Sulawesi Selatan	5.062	5.154	4.895	4.963	4.963	4.963	4.989
Sulawesi Tenggara	5.268	5.387	5.502	5.355	5.349	5.526	5.360
Gorontalo	4.789	4.832	4.880	4.961	4.720	5.253	4.670
Sulawesi Barat	5.144	5.508	5.431	5.531	5.531	5.370	5.265
Maluku	8.660	8.889	8.714	8.593	8.476	8.850	8.665
Maluku Utara	6.340	6.391	6.458	6.491	6.491	6.491	6.408
Papua Barat	9.228	9.228	9.047	9.047	9.047	9.014	9.063
Papua	10.090	10.349	10.147	10.043	10.237	10.341	10.008
Nasional	7.073	7.239	7.252	7.250	7.264	7.312	7.047

Tabel 1.83
Harga Konsumen Perdesaan Kelompok Bahan Makanan, 2012
Pepaya (Rp/Kg)

Provinsi	Januari	Februari	Maret	April	Mei	Juni
(1)	(2)	(3)	(4)	(5)	(6)	(7)
Aceh	4.870	4.870	4.913	4.956	4.956	5.001
Sumatera Utara	6.128	6.128	6.128	6.268	6.174	6.174
Sumatera Barat	5.108	5.108	5.108	5.108	5.019	5.019
Riau	6.115	6.019	5.771	5.829	5.781	5.829
Jambi	3.804	3.804	3.487	3.447	3.447	3.606
Sumatera Selatan	5.550	5.550	5.550	5.550	5.550	5.550
Bengkulu	3.071	3.071	3.071	3.071	3.000	3.071
Lampung	2.336	2.430	2.430	2.430	2.430	2.527
Kep. Bangka Belitung	5.111	5.111	5.333	5.556	6.000	6.000
Kepulauan Riau	4.404	4.270	4.270	4.349	4.270	4.270
Jawa Barat	4.099	4.135	4.165	4.169	4.204	4.376
Jawa Tengah	2.669	2.625	2.586	2.594	2.616	2.686
D. I. Yogyakarta	2.797	2.747	2.797	2.772	2.722	2.722
Jawa Timur	3.342	3.364	3.396	3.482	3.534	3.596
Banten	3.644	3.692	3.838	3.935	3.984	3.984
Bali	4.521	4.503	4.609	4.785	4.815	4.844
Nusa Tenggara Barat	5.333	5.556	5.444	5.778	5.444	5.444
Nusa Tenggara Timur	6.220	6.340	6.708	6.708	6.708	6.545
Kalimantan Barat	4.583	4.583	4.583	4.765	4.844	4.918
Kalimantan Tengah	5.833	6.056	6.056	6.056	6.056	6.167
Kalimantan Selatan	4.500	4.500	4.500	4.416	4.458	4.374
Kalimantan Timur	8.814	8.540	9.179	9.762	9.654	9.654
Sulawesi Utara	3.385	3.298	3.298	3.339	3.416	3.467
Sulawesi Tengah	3.980	4.003	4.380	4.347	4.347	4.424
Sulawesi Selatan	6.214	6.214	6.214	6.214	6.214	6.214
Sulawesi Tenggara	3.333	3.291	3.207	3.207	3.207	3.207
Gorontalo	5.950	5.934	5.944	5.957	5.944	5.635
Sulawesi Barat	3.980	3.980	3.980	3.980	3.951	3.951
Maluku	4.220	4.013	4.385	4.504	4.688	4.629
Maluku Utara	6.167	6.167	6.167	6.167	6.167	6.325
Papua Barat	7.982	7.671	7.671	7.671	7.556	7.556
Papua	7.357	7.357	6.901	6.901	6.657	6.545
Nasional	4.857	4.842	4.877	4.940	4.932	4.947

Lanjutan Tabel 1.83

Provinsi	Juli	Agustus	September	Oktober	November	Desember	Rata-rata
(1)	(8)	(9)	(10)	(11)	(12)	(13)	(14)
Aceh	5.001	5.063	4.924	4.924	4.924	4.943	4.945
Sumatera Utara	6.224	5.875	6.166	6.166	6.166	6.166	6.147
Sumatera Barat	5.019	5.103	4.828	4.828	4.734	4.734	4.976
Riau	5.829	5.829	5.829	5.925	6.166	6.262	5.932
Jambi	3.606	3.480	3.440	3.480	3.480	3.480	3.547
Sumatera Selatan	5.550	5.550	5.731	5.731	5.731	5.731	5.611
Bengkulu	3.071	3.071	3.071	3.071	3.071	3.071	3.065
Lampung	2.430	2.478	2.478	2.527	2.430	2.430	2.446
Kep. Bangka Belitung	6.111	6.111	6.111	6.111	6.111	6.204	5.823
Kepulauan Riau	4.270	4.270	4.270	4.270	4.270	4.270	4.288
Jawa Barat	4.392	4.369	4.354	4.440	4.445	4.438	4.299
Jawa Tengah	2.703	2.841	2.850	2.776	2.760	2.767	2.706
D. I. Yogyakarta	2.745	2.797	2.797	2.845	2.743	2.794	2.773
Jawa Timur	3.623	3.663	3.720	3.721	3.668	3.695	3.567
Banten	4.255	4.255	3.893	3.893	3.893	3.893	3.930
Bali	4.753	4.993	5.051	5.232	5.232	5.344	4.890
Nusa Tenggara Barat	5.389	5.556	5.778	5.833	5.833	5.833	5.602
Nusa Tenggara Timur	6.615	6.615	6.929	6.929	6.929	7.008	6.688
Kalimantan Barat	4.992	4.992	4.924	4.580	4.580	4.580	4.744
Kalimantan Tengah	6.167	6.590	6.779	6.873	6.732	6.732	6.341
Kalimantan Selatan	4.374	4.542	4.542	4.458	4.458	4.458	4.465
Kalimantan Timur	9.883	10.249	10.157	10.157	9.379	9.334	9.563
Sulawesi Utara	3.533	3.561	3.675	3.855	3.855	3.752	3.536
Sulawesi Tengah	4.462	4.700	4.555	4.478	4.559	4.962	4.433
Sulawesi Selatan	6.598	6.845	6.845	6.845	6.795	6.795	6.501
Sulawesi Tenggara	3.207	3.223	3.185	3.170	3.196	3.268	3.225
Gorontalo	5.626	5.641	5.661	5.690	5.690	5.690	5.780
Sulawesi Barat	3.951	4.149	4.149	4.149	4.149	4.149	4.043
Maluku	4.617	4.617	4.617	4.661	4.882	5.237	4.589
Maluku Utara	6.562	6.861	6.801	6.801	6.704	6.704	6.466
Papua Barat	7.556	6.980	6.980	6.980	6.980	6.871	7.371
Papua	6.545	6.655	6.655	6.655	6.655	6.496	6.782
Nasional	4.989	5.048	5.055	5.064	5.037	5.065	4.971

Tabel 1.84
Harga Konsumen Perdesaan Kelompok Bahan Makanan, 2012
Jeruk (Rp/Kg)

Provinsi	Januari	Februari	Maret	April	Mei	Juni
(1)	(2)	(3)	(4)	(5)	(6)	(7)
Aceh	13.866	13.727	13.967	14.177	14.953	15.070
Sumatera Utara	11.848	12.098	12.205	12.561	13.477	14.083
Sumatera Barat	16.790	16.512	16.222	16.605	17.121	17.508
Riau	15.006	14.672	14.392	16.272	15.324	15.470
Jambi	12.585	12.657	12.499	13.266	13.027	13.100
Sumatera Selatan	13.721	13.528	13.185	13.626	13.528	13.430
Bengkulu	11.374	11.618	11.739	11.561	11.739	11.621
Lampung	11.758	11.758	11.758	11.890	11.770	11.770
Kep. Bangka Belitung	15.579	15.245	14.864	15.340	15.296	14.938
Kepulauan Riau	17.000	17.000	17.000	16.327	16.158	17.046
Jawa Barat	12.547	12.252	12.344	12.675	12.726	12.708
Jawa Tengah	11.380	11.391	11.350	11.439	11.497	11.644
D. I. Yogyakarta	10.804	10.824	10.366	11.154	10.632	10.632
Jawa Timur	11.696	11.652	11.652	11.492	11.513	11.661
Banten	13.473	13.586	13.586	13.842	14.041	13.785
Bali	14.203	14.552	14.078	14.012	13.897	13.556
Nusa Tenggara Barat	13.154	13.664	13.317	12.970	12.727	12.727
Nusa Tenggara Timur	10.772	10.772	10.772	10.772	10.772	10.772
Kalimantan Barat	8.455	8.817	8.581	8.623	8.466	8.624
Kalimantan Tengah	11.637	12.085	11.749	11.525	11.413	11.078
Kalimantan Selatan	6.385	6.485	6.585	6.492	6.398	6.118
Kalimantan Timur	9.656	9.765	9.466	9.466	9.137	9.137
Sulawesi Utara	8.630	8.630	8.630	8.630	8.630	8.630
Sulawesi Tengah	6.096	6.057	5.979	5.901	6.057	6.057
Sulawesi Selatan	6.214	6.214	6.071	6.214	6.500	6.376
Sulawesi Tenggara	5.968	5.968	5.968	5.968	5.968	5.968
Gorontalo	9.284	8.488	8.488	8.685	8.685	8.414
Sulawesi Barat	6.330	6.330	6.122	5.915	6.367	6.367
Maluku	28.092	26.694	24.980	23.436	25.175	26.631
Maluku Utara	10.123	9.917	9.917	10.123	9.820	9.820
Papua Barat	14.210	14.210	13.726	13.726	14.210	14.210
Papua	21.539	22.091	21.561	21.561	21.921	21.588
Nasional	12.193	12.164	11.973	12.070	12.155	12.204

Lanjutan Tabel 1.84

Provinsi	Juli	Agustus	September	Oktober	November	Desember	Rata-rata
(1)	(8)	(9)	(10)	(11)	(12)	(13)	(14)
Aceh	14.874	14.789	14.847	14.931	14.207	14.120	14.461
Sumatera Utara	13.829	14.032	14.079	14.358	14.784	13.549	13.409
Sumatera Barat	17.020	17.508	17.920	18.383	18.383	17.871	17.320
Riau	14.920	16.157	16.226	16.364	16.134	15.245	15.515
Jambi	12.775	13.451	12.909	13.885	13.379	12.511	13.004
Sumatera Selatan	13.722	13.722	13.865	13.865	13.674	13.244	13.592
Bengkulu	12.202	12.315	12.541	13.049	12.936	12.710	12.117
Lampung	11.603	11.714	11.596	11.857	11.857	11.857	11.766
Kep. Bangka Belitung	15.162	15.519	15.229	15.363	15.586	15.721	15.320
Kepulauan Riau	16.691	16.691	16.691	16.897	16.375	16.375	16.688
Jawa Barat	12.618	12.972	12.912	13.110	12.827	12.938	12.719
Jawa Tengah	11.777	11.959	12.107	12.321	12.419	12.559	11.820
D. I. Yogyakarta	10.752	10.752	11.186	12.149	12.718	12.273	11.187
Jawa Timur	11.757	11.857	11.958	12.136	12.418	12.395	11.849
Banten	13.956	14.074	14.341	14.720	14.404	14.267	14.006
Bali	14.761	14.681	15.114	15.429	15.543	15.655	14.624
Nusa Tenggara Barat	12.727	13.020	13.312	14.044	14.413	14.850	13.411
Nusa Tenggara Timur	10.772	10.772	10.772	10.772	10.772	10.772	10.772
Kalimantan Barat	9.150	9.257	9.308	9.062	9.172	9.616	8.928
Kalimantan Tengah	11.484	11.687	12.094	11.586	11.586	12.094	11.668
Kalimantan Selatan	6.118	6.377	6.657	6.657	6.751	6.751	6.481
Kalimantan Timur	9.542	9.684	9.664	9.603	9.542	9.502	9.514
Sulawesi Utara	8.630	8.630	8.630	8.630	8.630	8.630	8.630
Sulawesi Tengah	6.253	6.431	6.220	6.454	6.454	6.810	6.231
Sulawesi Selatan	6.376	6.376	6.376	6.376	6.376	6.376	6.321
Sulawesi Tenggara	6.121	6.121	6.121	6.121	6.121	6.121	6.044
Gorontalo	8.278	8.142	8.821	9.262	9.262	9.262	8.756
Sulawesi Barat	6.562	6.562	6.862	6.862	6.862	6.862	6.500
Maluku	27.526	28.668	31.388	33.096	34.832	36.080	28.883
Maluku Utara	9.820	9.820	9.820	10.006	10.510	10.510	10.017
Papua Barat	14.210	14.839	14.839	14.548	14.548	13.821	14.258
Papua	21.390	21.572	20.313	20.313	20.313	20.313	21.206
Nasional	12.293	12.505	12.647	12.882	12.931	12.864	12.407

Tabel 1.85
Harga Konsumen Perdesaan Kelompok Bahan Makanan, 2012
Mangga (Rp/Kg)

Provinsi	Januari	Februari	Maret	April	Mei	Juni
(1)	(2)	(3)	(4)	(5)	(6)	(7)
Aceh	13.850	13.850	13.850	13.850	14.028	14.028
Sumatera Utara	11.159	11.159	11.511	12.216	12.827	13.639
Sumatera Barat	11.272	11.272	11.272	11.272	11.597	11.505
Riau	15.738	15.738	16.400	17.193	17.987	17.987
Jambi	11.804	11.628	12.342	12.959	12.472	12.342
Sumatera Selatan	17.149	17.149	17.149	17.149	17.149	18.006
Bengkulu	10.313	10.313	10.313	10.313	10.919	10.919
Lampung	7.014	7.014	7.014	7.014	7.014	7.365
Kep. Bangka Belitung	15.750	15.667	15.667	15.833	15.833	15.833
Kepulauan Riau	12.500	12.500	12.500	12.500	12.500	12.500
Jawa Barat	7.932	7.947	8.009	8.009	8.162	8.191
Jawa Tengah	3.719	3.739	3.807	3.832	3.832	3.887
D. I. Yogyakarta	5.399	5.399	5.399	5.399	5.399	5.399
Jawa Timur	5.771	5.853	5.895	5.895	5.856	5.895
Banten	12.541	13.530	13.530	13.530	12.975	12.975
Bali	8.301	8.716	8.575	8.575	8.446	8.575
Nusa Tenggara Barat	3.450	3.450	3.450	3.450	3.450	3.450
Nusa Tenggara Timur	7.188	7.188	7.188	7.188	7.328	7.328
Kalimantan Barat	16.588	18.281	18.281	17.594	17.594	17.594
Kalimantan Tengah	19.154	21.128	19.812	19.812	19.812	21.128
Kalimantan Selatan	10.711	10.711	10.711	10.711	10.711	10.711
Kalimantan Timur	17.000	16.370	17.206	17.206	17.206	16.081
Sulawesi Utara	12.600	12.600	12.600	12.600	12.600	12.600
Sulawesi Tengah	6.857	6.950	6.950	7.379	7.379	7.379
Sulawesi Selatan	8.663	8.663	8.663	8.663	8.663	8.663
Sulawesi Tenggara	7.500	7.500	7.500	7.500	7.500	7.500
Gorontalo	4.028	4.052	4.052	4.052	4.052	4.052
Sulawesi Barat	6.261	6.261	6.261	6.261	6.261	6.261
Maluku	15.641	15.483	15.483	15.483	15.483	15.987
Maluku Utara	12.873	12.873	12.873	12.873	12.873	12.873
Papua Barat	18.619	18.619	18.619	18.619	18.619	18.619
Papua	20.781	20.781	20.781	20.781	21.411	21.411
Nasional	11.191	11.325	11.364	11.428	11.498	11.584

Lanjutan Tabel 1.85

Provinsi	Juli	Agustus	September	Oktober	November	Desember	Rata-rata
(1)	(8)	(9)	(10)	(11)	(12)	(13)	(14)
Aceh	14.083	14.495	14.495	14.495	14.414	14.332	14.148
Sumatera Utara	12.837	13.330	14.004	14.166	13.550	13.308	12.809
Sumatera Barat	11.505	11.688	11.688	11.323	9.841	9.841	11.173
Riau	17.987	17.522	17.522	17.211	16.860	17.170	17.109
Jambi	12.407	12.993	12.675	11.661	11.044	11.596	12.160
Sumatera Selatan	19.718	19.521	20.497	18.447	17.617	17.914	18.122
Bengkulu	11.465	12.325	11.609	11.465	11.035	10.462	10.954
Lampung	7.365	7.365	6.918	6.918	6.918	5.723	6.970
Kep. Bangka Belitung	15.833	16.207	15.983	15.535	15.884	16.024	15.837
Kepulauan Riau	12.500	12.500	12.500	12.500	12.500	12.500	12.500
Jawa Barat	8.176	8.414	8.808	8.638	7.822	8.124	8.186
Jawa Tengah	3.743	4.023	4.038	3.881	3.591	3.393	3.790
D. I. Yogyakarta	5.767	5.767	6.135	6.504	5.837	5.667	5.673
Jawa Timur	6.127	6.410	6.553	6.570	6.355	6.838	6.168
Banten	13.101	13.479	13.366	11.780	12.496	11.860	12.930
Bali	8.575	9.003	9.453	9.453	8.907	8.759	8.778
Nusa Tenggara Barat	3.450	3.450	3.450	3.450	3.450	3.450	3.450
Nusa Tenggara Timur	7.328	7.328	7.328	7.328	7.328	7.695	7.312
Kalimantan Barat	17.594	18.169	18.744	17.594	17.019	17.019	17.672
Kalimantan Tengah	22.131	23.076	21.659	21.659	19.731	20.760	20.822
Kalimantan Selatan	10.711	10.711	10.711	10.711	9.933	9.933	10.581
Kalimantan Timur	16.285	17.179	16.887	16.887	16.682	16.273	16.772
Sulawesi Utara	12.600	12.600	12.600	12.600	12.600	11.970	12.548
Sulawesi Tengah	7.379	7.379	7.379	7.379	7.379	7.379	7.264
Sulawesi Selatan	8.663	9.097	9.097	9.097	9.551	8.797	8.857
Sulawesi Tenggara	7.500	7.500	7.500	7.500	7.500	7.125	7.469
Gorontalo	4.052	4.052	4.052	4.052	4.052	4.052	4.050
Sulawesi Barat	6.609	6.909	6.909	6.909	6.909	6.605	6.535
Maluku	15.987	15.987	15.987	16.786	16.786	15.636	15.894
Maluku Utara	12.873	12.873	12.873	12.873	12.873	12.873	12.873
Papua Barat	18.619	18.619	19.084	19.084	18.619	18.619	18.696
Papua	21.411	21.411	21.411	21.411	21.411	21.411	21.201
Nasional	11.699	11.918	11.935	11.746	11.453	11.347	11.541

Tabel 1.86
Harga Konsumen Perdesaan Kelompok Bahan Makanan, 2012
Sawo (Rp/Kg)

Provinsi	Januari	Februari	Maret	April	Mei	Juni
(1)	(2)	(3)	(4)	(5)	(6)	(7)
Aceh	8.333	8.333	8.377	8.608	8.819	9.024
Sumatera Utara	8.721	8.804	9.385	9.468	10.425	10.425
Sumatera Barat	8.143	8.143	7.841	7.841	7.841	7.841
Riau	7.188	7.188	7.188	7.188	7.188	7.188
Jambi	7.508	6.529	6.529	6.611	7.017	7.183
Sumatera Selatan	5.832	5.832	5.832	5.478	5.478	5.478
Bengkulu	3.618	3.515	3.670	3.722	3.722	3.618
Lampung	5.600	5.800	5.800	5.600	5.600	5.600
Kep. Bangka Belitung	8.356	8.356	8.356	8.356	8.635	8.356
Kepulauan Riau	5.383	5.383	5.383	5.383	5.383	5.383
Jawa Barat	7.056	7.079	7.056	6.989	7.438	7.551
Jawa Tengah	7.093	7.093	6.875	6.811	6.883	7.029
D. I. Yogyakarta	5.934	5.934	5.934	5.934	5.510	5.934
Jawa Timur	5.901	6.060	6.060	6.060	6.041	6.002
Banten	7.650	7.650	7.650	7.650	7.650	7.650
Bali	6.561	6.461	6.688	6.819	6.885	7.016
Nusa Tenggara Barat	6.198	6.198	6.198	6.198	6.198	6.198
Nusa Tenggara Timur	4.463	4.463	4.463	4.463	4.710	4.710
Kalimantan Barat	11.143	10.906	10.906	10.509	11.005	11.401
Kalimantan Tengah	6.043	6.292	6.292	6.292	6.292	6.292
Kalimantan Selatan	4.800	4.800	4.800	4.800	4.800	4.800
Kalimantan Timur	10.664	11.394	12.271	12.271	12.271	11.968
Sulawesi Utara	4.472	4.472	4.472	4.472	4.472	4.472
Sulawesi Tengah	4.536	4.536	4.536	4.536	4.536	4.536
Sulawesi Selatan	9.203	9.203	9.203	9.203	9.203	9.203
Sulawesi Tenggara	-	-	-	-	-	-
Gorontalo	-	-	-	-	-	-
Sulawesi Barat	-	-	-	-	-	-
Maluku	-	-	-	-	-	-
Maluku Utara	-	-	-	-	-	-
Papua Barat	-	-	-	-	-	-
Papua	-	-	-	-	-	-
Nasional	6.816	6.817	6.871	6.850	6.960	6.994

Lanjutan Tabel 1.86

Provinsi	Juli	Agustus	September	Oktober	November	Desember	Rata-rata
(1)	(8)	(9)	(10)	(11)	(12)	(13)	(14)
Aceh	9.141	9.494	9.494	9.494	9.571	9.608	9.025
Sumatera Utara	10.052	10.052	9.928	9.680	9.382	9.533	9.655
Sumatera Barat	7.841	7.841	7.841	7.841	7.841	7.841	7.892
Riau	7.547	7.547	7.547	7.547	7.547	7.215	7.340
Jambi	7.843	8.034	8.034	8.117	7.951	7.786	7.429
Sumatera Selatan	5.478	5.478	5.478	5.478	5.478	5.478	5.567
Bengkulu	3.722	3.722	3.722	3.618	3.618	3.515	3.648
Lampung	5.600	5.600	5.600	5.800	5.600	6.000	5.683
Kep. Bangka Belitung	8.356	8.356	8.356	8.496	8.496	8.496	8.414
Kepulauan Riau	5.383	5.383	5.383	5.383	5.383	5.383	5.383
Jawa Barat	7.326	7.461	7.416	7.416	7.123	7.123	7.253
Jawa Tengah	7.173	7.460	7.624	7.415	7.473	7.318	7.187
D. I. Yogyakarta	6.230	6.230	5.981	5.981	6.460	5.963	6.002
Jawa Timur	6.118	6.226	6.037	6.037	6.307	6.258	6.092
Banten	7.650	7.650	7.650	7.650	7.650	7.650	7.650
Bali	7.367	7.106	7.628	7.236	7.693	7.693	7.096
Nusa Tenggara Barat	6.198	6.198	6.198	6.198	6.818	6.818	6.302
Nusa Tenggara Timur	4.710	4.710	4.710	4.710	4.710	4.710	4.628
Kalimantan Barat	11.897	11.897	11.897	11.897	11.897	11.897	11.438
Kalimantan Tengah	6.677	7.319	7.576	7.576	7.576	7.576	6.817
Kalimantan Selatan	4.800	4.480	4.480	4.480	4.480	4.480	4.667
Kalimantan Timur	12.260	11.676	11.968	11.676	11.968	12.260	11.887
Sulawesi Utara	4.472	4.472	4.472	4.472	4.472	4.472	4.472
Sulawesi Tengah	4.536	4.536	4.536	4.536	4.536	4.536	4.536
Sulawesi Selatan	9.203	9.203	9.203	9.203	9.203	9.203	9.203
Sulawesi Tenggara	-	-	-	-	-	-	-
Gorontalo	-	-	-	-	-	-	-
Sulawesi Barat	-	-	-	-	-	-	-
Maluku	-	-	-	-	-	-	-
Maluku Utara	-	-	-	-	-	-	-
Papua Barat	-	-	-	-	-	-	-
Papua	-	-	-	-	-	-	-
Nasional	7.103	7.125	7.150	7.118	7.169	7.153	7.011

Tabel 1.87
Harga Konsumen Perdesaan Kelompok Bahan Makanan, 2012
Tomat Buah (Rp/Kg)

Provinsi	Januari	Februari	Maret	April	Mei	Juni
(1)	(2)	(3)	(4)	(5)	(6)	(7)
Aceh	10.164	10.707	10.408	10.554	10.156	9.757
Sumatera Utara	9.074	9.074	8.249	8.249	8.661	8.310
Sumatera Barat	8.750	7.750	7.417	7.417	6.953	7.069
Riau	8.250	8.625	8.625	8.625	8.459	8.293
Jambi	13.434	12.427	10.319	10.218	9.617	9.417
Sumatera Selatan	10.999	10.592	9.485	9.146	8.300	8.625
Bengkulu	10.501	9.345	8.784	8.597	8.597	8.597
Lampung	10.693	10.475	10.038	9.909	8.712	8.712
Kep. Bangka Belitung	12.394	11.957	11.113	11.113	11.113	11.782
Kepulauan Riau	14.750	15.123	14.937	15.173	15.173	14.779
Jawa Barat	10.198	9.127	8.427	8.255	8.255	7.931
Jawa Tengah	9.954	9.567	9.074	9.213	8.911	9.041
D. I. Yogyakarta	13.638	12.802	11.849	11.375	11.144	11.375
Jawa Timur	20.495	19.450	18.345	18.531	17.248	18.676
Banten	9.522	9.018	8.869	9.312	8.748	8.324
Bali	13.097	12.925	12.278	13.506	13.103	13.758
Nusa Tenggara Barat	5.626	5.626	5.626	5.626	5.626	5.626
Nusa Tenggara Timur	10.237	10.514	10.726	11.651	11.416	11.416
Kalimantan Barat	16.603	16.840	16.840	17.682	17.682	18.188
Kalimantan Tengah	9.658	10.421	10.421	10.421	9.305	8.747
Kalimantan Selatan	23.000	23.000	23.000	24.000	24.000	24.000
Kalimantan Timur	23.343	23.343	24.096	24.096	22.970	23.346
Sulawesi Utara	14.158	14.158	12.815	13.462	13.462	12.944
Sulawesi Tengah	26.973	24.544	22.717	20.969	21.521	23.202
Sulawesi Selatan	15.087	14.633	13.839	14.559	13.429	13.022
Sulawesi Tenggara	12.694	11.425	10.968	10.939	11.063	11.110
Gorontalo	9.768	8.838	8.131	8.131	8.808	8.808
Sulawesi Barat	16.922	15.568	13.304	13.304	13.587	13.888
Maluku	18.533	20.360	18.663	19.986	21.262	21.591
Maluku Utara	12.133	12.739	12.338	11.767	11.767	12.355
Papua Barat	8.673	8.673	8.673	8.673	8.673	8.673
Papua	19.259	19.259	18.017	18.918	18.918	18.918
Nasional	13.393	13.091	12.450	12.606	12.395	12.509

Lanjutan Tabel 1.87

Provinsi	Juli	Agustus	September	Oktober	November	Desember	Rata-rata
(1)	(8)	(9)	(10)	(11)	(12)	(13)	(14)
Aceh	10.027	10.129	10.419	10.247	9.816	9.316	10.142
Sumatera Utara	7.895	7.895	7.895	8.280	8.280	8.280	8.345
Sumatera Barat	7.533	7.533	8.460	7.996	7.996	8.783	7.805
Riau	8.486	9.092	9.636	9.481	9.142	9.142	8.821
Jambi	9.417	9.644	10.916	10.916	10.068	10.571	10.580
Sumatera Selatan	8.625	8.791	9.620	9.961	9.501	9.204	9.404
Bengkulu	8.036	7.635	7.836	8.237	7.836	8.036	8.503
Lampung	8.712	8.806	9.374	9.861	9.239	9.239	9.481
Kep. Bangka Belitung	11.782	12.371	12.512	12.512	12.512	13.074	12.019
Kepulauan Riau	14.779	14.779	15.835	15.642	15.642	15.642	15.188
Jawa Barat	8.025	7.993	8.722	8.753	8.295	8.016	8.500
Jawa Tengah	9.041	8.776	8.812	8.623	8.235	8.413	8.972
D. I. Yogyakarta	11.606	11.029	10.856	10.971	10.423	9.360	11.369
Jawa Timur	18.360	18.170	17.636	17.500	16.411	16.782	18.134
Banten	8.324	8.183	9.171	8.748	8.607	9.037	8.822
Bali	13.651	12.968	12.579	12.300	11.741	11.447	12.779
Nusa Tenggara Barat	5.908	5.908	5.908	5.908	5.908	5.908	5.767
Nusa Tenggara Timur	11.139	11.455	11.362	11.687	12.011	12.309	11.327
Kalimantan Barat	18.188	18.188	17.981	17.309	17.645	17.645	17.566
Kalimantan Tengah	8.188	9.026	8.560	8.188	8.188	7.444	9.047
Kalimantan Selatan	20.000	20.000	20.000	21.000	21.000	20.323	21.944
Kalimantan Timur	22.405	22.593	23.158	22.970	22.782	22.782	23.157
Sulawesi Utara	12.100	12.100	11.798	11.208	11.208	11.768	12.598
Sulawesi Tengah	25.556	28.583	24.552	24.185	25.395	25.075	24.439
Sulawesi Selatan	11.226	12.348	11.506	11.168	11.168	11.726	12.809
Sulawesi Tenggara	10.306	11.044	10.660	10.549	10.783	11.117	11.055
Gorontalo	8.808	8.808	9.249	8.324	9.156	9.156	8.832
Sulawesi Barat	13.344	14.011	12.890	12.085	11.816	12.890	13.634
Maluku	20.721	19.600	19.113	18.425	18.897	20.787	19.828
Maluku Utara	12.355	12.973	12.510	12.046	12.973	13.436	12.450
Papua Barat	8.673	8.673	8.673	8.673	8.673	8.673	8.673
Papua	18.918	18.918	18.918	19.864	20.127	21.442	19.290
Nasional	12.254	12.438	12.410	12.300	12.233	12.401	12.540

Tabel 1.88
Harga Konsumen Perdesaan Kelompok Bahan Makanan, 2012
Salak (Rp/Kg)

Provinsi	Januari	Februari	Maret	April	Mei	Juni
(1)	(2)	(3)	(4)	(5)	(6)	(7)
Aceh	12.500	12.500	12.658	12.545	12.545	12.598
Sumatera Utara	10.275	10.275	10.397	10.397	10.397	10.144
Sumatera Barat	10.116	10.190	10.474	10.410	10.479	10.716
Riau	12.059	12.374	12.627	12.496	12.818	12.461
Jambi	11.901	11.763	11.612	12.096	11.380	10.953
Sumatera Selatan	9.052	9.375	9.213	9.293	9.293	9.293
Bengkulu	10.361	10.361	10.008	9.978	10.215	10.274
Lampung	8.357	8.491	8.349	8.349	8.491	8.491
Kep. Bangka Belitung	11.684	11.684	11.834	11.534	11.534	11.684
Kepulauan Riau	11.738	12.356	12.356	12.356	12.356	12.356
Jawa Barat	6.656	6.505	6.435	6.374	6.450	6.593
Jawa Tengah	6.637	6.772	6.636	6.550	6.786	7.049
D. I. Yogyakarta	10.354	10.535	9.990	10.127	10.675	10.546
Jawa Timur	8.246	8.289	8.248	8.212	8.306	8.486
Banten	7.746	7.618	7.682	7.682	7.746	7.906
Bali	16.061	15.924	14.318	15.034	15.368	15.981
Nusa Tenggara Barat	14.375	13.921	13.731	13.921	14.729	14.729
Nusa Tenggara Timur	12.350	12.350	12.350	12.350	12.350	12.350
Kalimantan Barat	12.000	12.000	12.200	12.361	12.361	12.521
Kalimantan Tengah	11.193	11.193	10.934	10.934	10.934	11.020
Kalimantan Selatan	8.350	8.350	8.350	8.350	8.350	8.350
Kalimantan Timur	10.855	11.030	11.906	11.906	11.381	11.296
Sulawesi Utara	7.427	7.427	7.427	7.427	7.798	7.998
Sulawesi Tengah	7.240	7.240	6.951	6.951	6.951	7.095
Sulawesi Selatan	9.108	8.712	8.712	8.712	8.712	8.712
Sulawesi Tenggara	10.953	10.953	10.953	10.322	10.322	10.322
Gorontalo	11.812	10.438	10.988	10.988	10.988	11.427
Sulawesi Barat	5.237	5.237	5.237	5.237	5.237	5.237
Maluku	10.500	10.500	10.500	10.500	9.625	9.625
Maluku Utara	10.424	10.424	10.424	10.946	10.946	11.101
Papua Barat	8.671	8.671	9.164	9.164	9.164	8.490
Papua	9.364	9.364	8.662	8.662	8.662	8.495
Nasional	10.113	10.088	10.041	10.068	10.105	10.134

Lanjutan Tabel 1.88

Provinsi	Juli	Agustus	September	Oktober	November	Desember	Rata-rata
(1)	(8)	(9)	(10)	(11)	(12)	(13)	(14)
Aceh	12.571	12.466	12.439	12.597	12.597	12.545	12.547
Sumatera Utara	10.271	10.481	10.555	9.943	10.221	10.611	10.331
Sumatera Barat	10.312	10.150	10.464	10.346	10.346	10.283	10.357
Riau	12.639	12.461	12.520	12.580	12.517	11.825	12.448
Jambi	10.989	11.064	11.269	11.338	10.995	10.995	11.363
Sumatera Selatan	9.215	9.522	9.522	9.522	9.522	9.666	9.374
Bengkulu	11.073	11.369	11.606	11.932	11.802	11.476	10.871
Lampung	8.632	8.739	9.287	9.427	9.427	9.427	8.789
Kep. Bangka Belitung	11.812	11.812	11.941	11.941	11.941	11.941	11.778
Kepulauan Riau	12.356	12.356	12.356	12.905	13.180	13.180	12.488
Jawa Barat	6.805	7.019	7.135	7.275	7.237	7.140	6.802
Jawa Tengah	7.230	7.371	7.870	8.261	7.701	7.021	7.157
D. I. Yogyakarta	11.060	11.244	11.806	12.187	10.033	8.313	10.572
Jawa Timur	8.786	8.882	9.089	9.251	9.059	8.409	8.605
Banten	8.098	8.291	8.066	8.066	8.189	8.189	7.940
Bali	15.908	16.932	17.941	18.763	19.654	18.262	16.679
Nusa Tenggara Barat	15.227	16.551	16.771	17.223	17.029	17.805	15.501
Nusa Tenggara Timur	12.350	12.350	12.350	12.350	12.350	12.350	12.350
Kalimantan Barat	12.521	12.521	12.859	12.779	13.342	13.422	12.574
Kalimantan Tengah	11.106	11.356	11.279	11.150	11.063	11.063	11.102
Kalimantan Selatan	8.350	8.350	8.499	8.499	8.499	8.797	8.424
Kalimantan Timur	11.296	11.817	11.817	11.817	11.643	11.643	11.534
Sulawesi Utara	7.998	8.198	8.198	7.798	7.798	7.798	7.774
Sulawesi Tengah	7.385	7.964	7.964	8.182	8.326	8.195	7.537
Sulawesi Selatan	8.985	8.985	8.985	8.985	8.985	8.985	8.882
Sulawesi Tenggara	11.375	11.375	11.375	12.187	12.255	12.255	11.221
Gorontalo	11.427	11.427	11.427	11.999	11.399	10.829	11.262
Sulawesi Barat	5.692	5.692	5.692	5.692	5.692	5.692	5.465
Maluku	9.625	9.048	8.595	8.595	9.025	9.476	9.634
Maluku Utara	11.101	11.101	11.266	11.332	11.332	11.166	10.964
Papua Barat	8.490	8.490	9.034	9.034	9.034	9.034	8.870
Papua	8.909	8.909	8.909	8.495	9.254	9.254	8.912
Nasional	10.300	10.447	10.590	10.702	10.670	10.533	10.316

Tabel 1.89
Harga Konsumen Perdesaan Kelompok Bahan Makanan, 2012
Apel (Rp/Kg)

Provinsi	Januari	Februari	Maret	April	Mei	Juni
(1)	(2)	(3)	(4)	(5)	(6)	(7)
Aceh	23.636	23.636	23.669	23.942	24.014	23.980
Sumatera Utara	21.467	21.533	21.533	21.667	21.333	21.476
Sumatera Barat	22.781	22.635	22.284	22.159	22.629	22.756
Riau	23.295	22.955	23.048	22.659	22.574	22.497
Jambi	19.741	19.872	19.738	20.073	19.533	19.665
Sumatera Selatan	19.231	18.926	18.468	18.769	18.839	18.839
Bengkulu	17.349	17.852	18.004	18.536	18.536	18.384
Lampung	19.535	19.898	19.831	19.908	19.773	20.041
Kep. Bangka Belitung	23.347	23.288	23.406	23.288	23.288	23.288
Kepulauan Riau	17.634	17.634	17.634	17.634	17.634	17.634
Jawa Barat	17.073	17.073	16.946	17.079	17.264	17.473
Jawa Tengah	16.397	16.209	16.209	16.316	16.763	17.138
D. I. Yogyakarta	17.297	17.126	17.126	16.444	17.153	17.282
Jawa Timur	13.804	14.105	14.208	14.168	14.399	14.838
Banten	16.838	16.912	17.283	17.654	18.396	18.468
Bali	17.652	17.703	17.045	16.499	16.393	17.045
Nusa Tenggara Barat	21.559	21.508	20.974	20.912	21.102	21.705
Nusa Tenggara Timur	14.250	14.250	14.250	14.250	14.250	14.250
Kalimantan Barat	25.616	25.699	25.345	25.345	25.877	25.960
Kalimantan Tengah	24.521	24.521	25.564	25.564	24.521	24.521
Kalimantan Selatan	19.938	20.187	20.187	19.949	19.949	19.949
Kalimantan Timur	29.665	29.741	29.940	29.594	28.819	28.084
Sulawesi Utara	21.753	21.753	21.753	21.753	21.753	21.753
Sulawesi Tengah	26.941	26.941	27.985	27.985	28.403	29.239
Sulawesi Selatan	23.500	23.500	23.500	23.500	23.500	23.500
Sulawesi Tenggara	21.220	21.220	21.220	21.220	21.220	21.220
Gorontalo	22.800	21.660	21.660	21.660	21.660	23.276
Sulawesi Barat	20.100	20.100	20.100	20.100	20.100	20.100
Maluku	28.333	29.750	26.444	26.444	26.444	26.444
Maluku Utara	32.022	32.022	31.429	32.615	34.394	33.208
Papua Barat	31.522	31.522	32.296	32.296	31.174	31.035
Papua	24.172	24.172	24.172	22.238	22.238	22.238
Nasional	21.718	21.747	21.664	21.632	21.685	21.790

Lanjutan Tabel 1.89

Provinsi	Juli	Agustus	September	Oktober	November	Desember	Rata-rata
(1)	(8)	(9)	(10)	(11)	(12)	(13)	(14)
Aceh	24.010	23.980	23.980	24.134	23.980	24.009	23.914
Sumatera Utara	21.191	22.263	22.108	22.563	23.250	23.486	21.989
Sumatera Barat	22.565	22.870	23.235	23.235	23.235	23.441	22.819
Riau	22.574	22.265	22.514	22.597	22.597	24.129	22.809
Jambi	19.334	19.612	20.209	20.805	20.010	20.209	19.900
Sumatera Selatan	18.839	18.978	18.839	18.839	18.839	19.044	18.871
Bengkulu	19.827	19.827	19.523	18.992	19.068	19.675	18.798
Lampung	20.041	20.444	20.779	21.168	20.963	20.963	20.279
Kep. Bangka Belitung	23.572	23.572	23.572	23.572	23.913	23.913	23.502
Kepulauan Riau	17.634	17.634	17.634	18.031	18.031	18.031	17.733
Jawa Barat	17.963	18.162	18.108	18.576	18.431	18.213	17.697
Jawa Tengah	17.481	17.842	17.638	17.371	17.249	17.710	17.027
D. I. Yogyakarta	17.655	18.568	18.273	19.419	19.364	18.655	17.864
Jawa Timur	15.219	15.343	15.371	15.421	15.745	15.621	14.853
Banten	18.774	18.774	18.545	18.468	18.468	18.468	18.087
Bali	17.883	18.850	18.977	18.786	18.945	19.017	17.900
Nusa Tenggara Barat	22.327	22.262	22.472	22.538	22.687	22.809	21.905
Nusa Tenggara Timur	14.250	14.250	14.250	14.250	14.250	14.250	14.250
Kalimantan Barat	25.960	26.053	26.135	26.135	26.359	26.193	25.890
Kalimantan Tengah	24.521	24.521	24.521	24.521	24.521	24.521	24.695
Kalimantan Selatan	19.949	20.161	20.161	20.161	20.161	20.531	20.107
Kalimantan Timur	28.205	28.629	28.629	28.266	28.084	28.992	28.887
Sulawesi Utara	21.753	21.753	21.753	21.606	21.606	22.192	21.765
Sulawesi Tengah	29.239	30.700	31.745	30.283	29.865	31.327	29.221
Sulawesi Selatan	23.500	23.500	24.806	24.806	24.806	24.806	23.935
Sulawesi Tenggara	20.596	20.596	20.596	20.596	20.596	20.596	20.908
Gorontalo	23.009	22.340	21.939	23.665	24.308	24.308	22.690
Sulawesi Barat	20.100	20.100	20.790	20.790	20.790	20.790	20.330
Maluku	24.681	24.681	24.681	24.681	24.681	24.681	25.996
Maluku Utara	35.161	35.161	35.161	35.649	35.649	35.161	33.969
Papua Barat	31.035	31.035	31.035	31.035	31.035	33.025	31.503
Papua	22.238	22.238	22.892	22.892	23.808	23.808	23.092
Nasional	21.909	22.093	22.215	22.308	22.353	22.580	21.975

Tabel 1.90
Harga Konsumen Perdesaan Kelompok Bahan Makanan, 2012
Semangka (Rp/Kg)

Provinsi	Januari	Februari	Maret	April	Mei	Juni
(1)	(2)	(3)	(4)	(5)	(6)	(7)
Aceh	3.062	3.074	2.988	3.016	3.043	3.050
Sumatera Utara	3.832	3.832	3.849	3.859	3.808	3.971
Sumatera Barat	3.731	3.731	3.528	3.528	3.528	3.609
Riau	5.474	5.192	5.162	5.078	5.254	5.134
Jambi	3.929	4.000	4.080	4.044	4.044	4.258
Sumatera Selatan	4.845	4.845	4.845	4.786	4.963	4.904
Bengkulu	4.988	5.052	4.937	5.001	4.937	5.058
Lampung	3.903	3.935	3.863	3.946	3.946	4.018
Kep. Bangka Belitung	6.361	6.361	6.174	5.987	6.306	6.560
Kepulauan Riau	6.427	6.427	6.687	7.206	6.939	7.364
Jawa Barat	3.623	3.720	3.808	3.819	3.885	4.007
Jawa Tengah	3.796	3.954	3.985	3.932	3.917	4.008
D. I. Yogyakarta	3.840	4.032	4.381	4.136	4.346	4.555
Jawa Timur	3.577	3.707	3.759	3.776	3.750	3.816
Banten	4.213	4.125	4.213	4.344	4.388	4.388
Bali	6.406	6.473	6.663	6.823	6.809	6.809
Nusa Tenggara Barat	4.247	4.459	4.459	4.459	4.459	4.459
Nusa Tenggara Timur	4.820	4.820	4.579	4.579	4.808	4.808
Kalimantan Barat	6.500	6.384	6.518	6.454	6.391	6.391
Kalimantan Tengah	6.143	6.464	6.821	6.744	6.958	6.958
Kalimantan Selatan	3.933	3.933	3.933	4.000	4.133	4.267
Kalimantan Timur	10.364	10.752	10.752	10.794	10.550	10.628
Sulawesi Utara	5.875	5.875	6.186	6.186	5.799	6.186
Sulawesi Tengah	6.485	6.404	6.404	6.404	6.404	6.447
Sulawesi Selatan	5.603	5.603	5.603	5.603	5.603	5.603
Sulawesi Tenggara	6.955	6.955	6.955	6.955	6.955	6.955
Gorontalo	5.264	5.264	5.264	5.264	5.264	5.264
Sulawesi Barat	7.793	7.793	7.793	7.793	7.793	7.793
Maluku	17.500	17.500	18.426	18.426	17.275	18.426
Maluku Utara	10.161	10.461	10.461	10.461	10.461	10.461
Papua Barat	14.778	15.170	14.823	15.170	15.493	14.998
Papua	9.626	9.626	9.145	9.145	9.145	8.764
Nasional	6.189	6.248	6.283	6.304	6.292	6.372

Lanjutan Tabel 1.90

Provinsi	Juli	Agustus	September	Oktober	November	Desember	Rata-rata
(1)	(8)	(9)	(10)	(11)	(12)	(13)	(14)
Aceh	3.171	3.154	3.208	3.208	3.105	3.188	3.106
Sumatera Utara	4.017	3.980	4.021	4.021	4.021	3.988	3.933
Sumatera Barat	3.366	3.450	3.450	3.409	3.409	3.367	3.509
Riau	5.492	5.642	5.433	5.283	5.283	5.224	5.304
Jambi	4.258	4.366	4.652	4.330	4.222	4.260	4.203
Sumatera Selatan	4.933	5.112	5.169	5.169	5.169	5.169	4.992
Bengkulu	5.300	5.422	5.422	5.482	5.361	5.482	5.203
Lampung	4.197	4.197	4.269	4.228	4.228	4.228	4.080
Kep. Bangka Belitung	6.656	6.716	6.686	6.805	6.805	6.805	6.519
Kepulauan Riau	7.647	7.789	7.945	7.945	7.945	7.945	7.355
Jawa Barat	4.075	4.168	4.090	4.077	4.066	4.077	3.951
Jawa Tengah	4.175	4.079	4.298	4.212	4.107	4.156	4.052
D. I. Yogyakarta	4.632	4.499	4.450	4.276	3.944	3.979	4.256
Jawa Timur	3.920	3.885	3.842	3.818	3.848	3.843	3.795
Banten	4.696	4.696	4.687	4.687	4.687	4.687	4.484
Bali	6.415	6.503	6.828	7.270	7.378	7.055	6.786
Nusa Tenggara Barat	4.459	4.459	4.459	4.459	4.682	4.682	4.478
Nusa Tenggara Timur	4.808	4.808	5.193	5.193	5.453	5.453	4.944
Kalimantan Barat	6.391	6.364	6.434	6.434	6.434	6.377	6.423
Kalimantan Tengah	6.958	6.744	6.821	6.933	7.013	7.013	6.798
Kalimantan Selatan	4.330	4.267	4.139	4.139	4.139	4.139	4.113
Kalimantan Timur	10.474	10.822	10.976	11.131	10.822	10.976	10.753
Sulawesi Utara	6.289	6.289	6.289	6.289	6.289	6.603	6.179
Sulawesi Tengah	6.490	6.397	6.654	6.776	6.556	6.214	6.470
Sulawesi Selatan	5.603	5.603	5.603	5.603	5.332	5.332	5.558
Sulawesi Tenggara	6.955	7.330	7.269	7.330	7.330	7.192	7.095
Gorontalo	5.255	5.269	5.269	5.269	4.830	4.830	5.192
Sulawesi Barat	7.793	7.793	7.793	7.793	7.793	7.403	7.760
Maluku	18.732	18.732	18.732	18.732	18.732	19.668	18.407
Maluku Utara	10.424	10.424	10.424	10.769	10.950	10.950	10.534
Papua Barat	14.998	15.694	14.998	14.998	14.848	14.388	15.030
Papua	8.764	9.184	9.184	9.184	9.184	9.184	9.178
Nasional	6.427	6.495	6.521	6.539	6.499	6.496	6.389

Tabel 1.91
Harga Konsumen Perdesaan Kelompok Bahan Makanan, 2012
Kacang Tanah (Rp/Kg)

Provinsi	Januari	Februari	Maret	April	Mei	Juni
(1)	(2)	(3)	(4)	(5)	(6)	(7)
Aceh	14.130	13.877	13.805	13.730	13.909	14.047
Sumatera Utara	18.557	18.707	18.919	19.371	19.220	19.140
Sumatera Barat	16.379	16.379	16.684	16.897	17.148	17.161
Riau	18.024	17.966	17.514	17.288	17.067	17.011
Jambi	16.079	16.797	16.797	16.927	16.927	17.319
Sumatera Selatan	14.310	14.561	14.360	14.385	14.765	14.958
Bengkulu	15.868	15.868	15.868	15.595	15.595	15.649
Lampung	14.227	14.810	14.748	14.865	14.976	15.032
Kep. Bangka Belitung	14.853	14.735	14.676	15.324	15.495	15.609
Kepulauan Riau	17.400	17.077	16.916	17.077	16.971	16.971
Jawa Barat	13.136	12.832	12.736	12.788	13.036	13.202
Jawa Tengah	13.452	13.430	13.586	13.952	13.887	13.779
D. I. Yogyakarta	10.923	10.442	11.269	12.041	11.810	11.346
Jawa Timur	13.411	13.498	13.484	13.876	13.957	13.756
Banten	15.567	15.625	15.682	15.797	16.054	15.998
Bali	12.206	12.624	12.570	12.858	12.790	12.988
Nusa Tenggara Barat	13.559	13.405	13.159	12.760	13.221	13.320
Nusa Tenggara Timur	13.435	13.672	13.505	13.666	13.525	13.445
Kalimantan Barat	17.109	16.861	16.861	17.686	18.609	18.713
Kalimantan Tengah	14.242	14.450	14.183	14.062	14.863	14.863
Kalimantan Selatan	14.078	14.101	14.055	14.184	14.184	13.969
Kalimantan Timur	19.466	19.222	18.917	18.950	19.305	18.896
Sulawesi Utara	16.005	16.285	16.161	15.911	16.846	17.219
Sulawesi Tengah	15.381	15.421	15.049	15.020	14.688	14.479
Sulawesi Selatan	13.640	13.671	13.506	14.181	14.121	14.514
Sulawesi Tenggara	17.051	17.556	17.182	16.440	16.289	16.361
Gorontalo	21.151	21.969	20.405	21.401	22.034	22.605
Sulawesi Barat	15.232	15.465	15.559	15.714	15.714	15.553
Maluku	21.107	21.464	21.414	22.179	22.507	22.793
Maluku Utara	20.858	20.858	21.076	21.076	21.841	22.169
Papua Barat	20.625	21.266	20.879	20.621	20.879	21.550
Papua	24.086	23.883	23.283	23.283	23.840	23.724
Nasional	16.111	16.212	16.088	16.247	16.440	16.504

Lanjutan Tabel 1.91

Provinsi	Juli	Agustus	September	Oktober	November	Desember	Rata-rata
(1)	(8)	(9)	(10)	(11)	(12)	(13)	(14)
Aceh	13.968	14.692	14.641	14.621	14.366	14.366	14.179
Sumatera Utara	19.542	20.082	19.340	19.146	19.484	19.861	19.281
Sumatera Barat	16.630	17.835	17.586	17.706	17.706	17.026	17.095
Riau	17.011	17.670	18.144	17.959	18.131	18.184	17.664
Jambi	16.993	18.568	18.568	18.436	18.304	18.766	17.540
Sumatera Selatan	15.439	16.264	16.312	15.924	15.924	16.164	15.280
Bengkulu	15.813	15.926	15.703	15.703	15.505	15.802	15.741
Lampung	15.004	16.182	15.733	15.792	15.454	15.285	15.176
Kep. Bangka Belitung	15.666	15.781	15.781	15.666	15.551	15.674	15.401
Kepulauan Riau	16.971	16.971	16.971	16.971	17.398	17.398	17.091
Jawa Barat	13.448	13.820	13.953	13.955	14.114	14.077	13.425
Jawa Tengah	13.888	14.540	14.469	14.176	14.139	14.389	13.974
D. I. Yogyakarta	11.559	11.503	11.364	10.808	10.679	11.210	11.246
Jawa Timur	13.764	14.284	14.157	13.858	14.044	14.104	13.849
Banten	16.299	16.925	16.754	16.640	16.640	16.509	16.208
Bali	13.007	13.230	13.212	12.906	12.870	12.978	12.853
Nusa Tenggara Barat	13.320	14.032	13.878	13.939	13.778	13.688	13.505
Nusa Tenggara Timur	13.445	13.522	14.450	14.650	14.690	14.803	13.901
Kalimantan Barat	18.821	19.041	19.070	18.806	19.307	19.918	18.400
Kalimantan Tengah	15.150	15.150	15.622	15.564	15.421	15.421	14.916
Kalimantan Selatan	14.311	14.631	14.482	14.482	14.802	14.802	14.340
Kalimantan Timur	19.183	19.902	20.075	20.305	20.017	20.420	19.555
Sulawesi Utara	16.939	16.939	16.648	16.897	17.029	17.227	16.676
Sulawesi Tengah	14.470	14.586	14.075	13.909	14.036	15.047	14.680
Sulawesi Selatan	14.544	15.022	15.407	15.217	15.217	15.114	14.513
Sulawesi Tenggara	16.465	16.651	16.763	16.784	16.870	17.327	16.812
Gorontalo	23.073	22.956	21.396	22.348	22.133	23.240	22.059
Sulawesi Barat	16.112	16.627	16.198	16.727	16.468	16.554	15.994
Maluku	22.290	21.986	22.106	22.539	22.772	22.623	22.148
Maluku Utara	21.963	22.014	21.731	21.731	21.912	21.912	21.595
Papua Barat	21.897	22.870	21.967	22.862	21.969	23.296	21.723
Papua	23.724	23.724	23.364	23.120	23.686	24.147	23.655
Nasional	16.585	16.998	16.872	16.880	16.888	17.104	16.577

Tabel 1.92
Harga Konsumen Perdesaan Kelompok Bahan Makanan, 2012
Kacang Hijau (Rp/Kg)

Provinsi	Januari	Februari	Maret	April	Mei	Juni
(1)	(2)	(3)	(4)	(5)	(6)	(7)
Aceh	15.125	15.125	15.355	15.209	14.959	15.209
Sumatera Utara	19.833	20.375	20.222	20.289	19.648	19.458
Sumatera Barat	15.517	15.700	15.846	15.370	15.292	15.683
Riau	18.204	17.320	17.225	17.490	17.228	17.053
Jambi	15.567	15.883	15.147	15.041	14.921	14.080
Sumatera Selatan	12.277	11.830	11.830	11.705	12.018	11.699
Bengkulu	20.871	20.295	20.295	20.458	20.458	20.620
Lampung	15.315	15.212	14.878	15.123	15.123	15.356
Kep. Bangka Belitung	15.733	15.471	15.908	15.714	15.714	15.888
Kepulauan Riau	16.178	15.462	15.032	15.032	15.178	14.740
Jawa Barat	13.711	13.701	13.976	13.958	14.005	14.184
Jawa Tengah	13.289	12.974	12.916	12.841	12.574	12.565
D. I. Yogyakarta	12.114	10.850	10.920	11.271	11.236	11.096
Jawa Timur	14.291	13.916	13.801	13.754	13.376	13.263
Banten	14.410	14.410	14.501	14.137	13.837	13.655
Bali	15.103	15.199	15.007	15.148	15.116	14.909
Nusa Tenggara Barat	14.499	14.292	14.292	14.292	15.091	15.091
Nusa Tenggara Timur	16.167	16.917	16.708	16.126	15.479	15.630
Kalimantan Barat	15.798	15.915	15.915	15.829	15.279	15.361
Kalimantan Tengah	15.840	16.198	16.019	16.019	15.736	15.561
Kalimantan Selatan	15.658	15.463	15.463	15.275	14.962	14.398
Kalimantan Timur	19.307	19.106	18.905	18.905	18.782	18.403
Sulawesi Utara	13.561	13.140	13.140	12.913	12.989	12.725
Sulawesi Tengah	13.941	13.884	13.567	13.475	13.929	13.694
Sulawesi Selatan	13.074	12.710	11.954	12.105	12.200	11.786
Sulawesi Tenggara	16.263	15.962	15.705	15.741	15.833	15.726
Gorontalo	15.852	15.679	15.526	14.807	14.877	15.679
Sulawesi Barat	13.482	13.618	12.585	13.353	12.937	12.681
Maluku	21.154	21.436	20.978	21.152	20.774	21.001
Maluku Utara	18.767	18.574	18.574	18.285	18.382	18.382
Papua Barat	20.212	20.442	20.552	20.663	19.993	19.238
Papua	21.209	21.062	21.359	21.359	20.875	20.875
Nasional	16.010	15.879	15.753	15.714	15.588	15.490

Lanjutan Tabel 1.92

Provinsi	Juli	Agustus	September	Oktober	November	Desember	Rata-rata
(1)	(8)	(9)	(10)	(11)	(12)	(13)	(14)
Aceh	14.830	15.247	15.425	15.149	15.610	15.795	15.253
Sumatera Utara	18.992	19.874	19.284	18.984	19.341	19.642	19.662
Sumatera Barat	15.767	15.688	15.349	15.423	14.578	14.386	15.383
Riau	16.878	17.228	17.140	16.878	16.784	16.784	17.184
Jambi	14.501	15.341	15.131	14.501	14.396	14.501	14.918
Sumatera Selatan	11.699	12.072	12.570	13.214	12.480	13.029	12.202
Bengkulu	20.620	20.620	20.701	20.701	20.701	20.701	20.587
Lampung	15.813	15.699	14.671	14.671	14.671	14.465	15.083
Kep. Bangka Belitung	15.408	14.889	15.581	14.889	15.149	15.062	15.450
Kepulauan Riau	14.740	14.740	14.740	14.740	14.448	14.448	14.957
Jawa Barat	13.959	13.991	13.901	13.880	13.890	13.800	13.913
Jawa Tengah	12.486	12.529	12.077	11.672	11.576	11.898	12.450
D. I. Yogyakarta	11.166	11.131	10.745	10.113	10.113	10.569	10.944
Jawa Timur	13.186	13.635	13.588	13.297	13.330	13.301	13.561
Banten	14.001	14.536	14.536	14.536	14.536	14.536	14.303
Bali	15.054	15.213	15.074	14.694	14.418	14.932	14.989
Nusa Tenggara Barat	13.947	13.947	13.738	13.114	12.695	12.283	13.940
Nusa Tenggara Timur	15.975	15.975	16.183	16.640	16.000	16.902	16.225
Kalimantan Barat	14.905	15.307	15.368	15.022	14.895	15.060	15.388
Kalimantan Tengah	15.088	15.784	15.784	15.827	16.001	16.001	15.822
Kalimantan Selatan	14.211	14.523	14.523	14.398	14.336	14.523	14.811
Kalimantan Timur	18.497	18.780	18.592	18.969	18.780	18.875	18.825
Sulawesi Utara	12.234	12.404	12.172	12.323	12.172	12.474	12.687
Sulawesi Tengah	13.797	14.064	14.098	14.067	14.195	14.902	13.968
Sulawesi Selatan	11.786	11.982	11.952	11.805	11.805	11.853	12.084
Sulawesi Tenggara	15.908	16.045	16.113	16.284	16.269	15.894	15.979
Gorontalo	16.315	16.190	15.614	15.235	15.235	15.997	15.584
Sulawesi Barat	12.452	13.013	13.574	13.238	13.462	13.574	13.164
Maluku	20.352	20.197	19.982	19.564	18.891	18.065	20.296
Maluku Utara	18.093	17.862	17.306	17.399	16.372	17.227	17.935
Papua Barat	19.794	19.683	19.572	20.098	19.345	18.708	19.858
Papua	22.232	22.232	22.232	21.872	21.872	21.659	21.570
Nasional	15.459	15.638	15.541	15.412	15.261	15.370	15.593

Tabel 1.93
Harga Konsumen Perdesaan Kelompok Bahan Makanan, 2012
Kacang Kedele (Rp/Kg)

Provinsi	Januari	Februari	Maret	April	Mei	Juni
(1)	(2)	(3)	(4)	(5)	(6)	(7)
Aceh	9.815	9.524	9.656	9.656	9.682	9.636
Sumatera Utara	10.203	9.805	9.805	10.733	10.600	10.986
Sumatera Barat	8.500	8.500	8.500	8.555	8.555	8.605
Riau	13.147	13.419	13.030	12.652	12.652	12.652
Jambi	9.125	9.125	8.588	9.125	9.125	9.393
Sumatera Selatan	8.278	8.278	8.278	8.170	8.061	8.278
Bengkulu	8.875	8.875	8.875	9.496	9.496	9.496
Lampung	9.623	9.623	9.623	9.839	9.947	9.947
Kep. Bangka Belitung	9.101	9.101	9.101	9.101	9.195	9.195
Kepulauan Riau	9.424	9.323	9.323	9.323	9.323	9.323
Jawa Barat	8.850	8.823	8.843	8.959	9.044	9.034
Jawa Tengah	8.622	8.718	8.701	8.921	9.036	9.054
D. I. Yogyakarta	8.378	8.241	8.740	8.794	8.827	9.201
Jawa Timur	8.400	8.467	8.677	8.729	8.834	8.868
Banten	9.615	9.664	9.723	9.708	9.753	9.901
Bali	8.929	9.349	9.149	9.594	9.594	9.594
Nusa Tenggara Barat	8.374	8.795	8.795	8.795	8.795	9.026
Nusa Tenggara Timur	15.160	15.525	15.243	14.481	14.907	14.907
Kalimantan Barat	12.200	12.153	12.153	12.153	12.202	12.202
Kalimantan Tengah	12.375	12.375	12.492	12.492	12.492	12.492
Kalimantan Selatan	12.545	12.545	12.817	12.817	12.272	11.999
Kalimantan Timur	11.888	11.888	11.959	11.888	11.888	11.817
Sulawesi Utara	10.000	10.000	10.000	10.000	10.000	10.000
Sulawesi Tengah	8.485	8.185	8.485	8.656	8.656	8.828
Sulawesi Selatan	8.700	8.700	8.700	8.700	8.900	8.900
Sulawesi Tenggara	8.770	8.822	8.975	8.940	8.691	8.691
Gorontalo	10.133	10.133	10.133	10.640	10.640	9.627
Sulawesi Barat	9.814	9.814	8.922	8.922	8.922	8.922
Maluku	11.000	11.000	11.000	11.000	11.000	11.000
Maluku Utara	9.750	9.750	9.898	9.528	9.270	9.610
Papua Barat	8.626	8.626	9.133	9.133	9.133	9.133
Papua	13.895	13.895	14.713	14.713	14.713	14.713
Nasional	10.019	10.032	10.063	10.132	10.131	10.157

Lanjutan Tabel 1.93

Provinsi	Juli	Agustus	September	Oktober	November	Desember	Rata-rata
(1)	(8)	(9)	(10)	(11)	(12)	(13)	(14)
Aceh	9.679	9.763	9.763	9.763	9.719	9.754	9.701
Sumatera Utara	11.757	11.286	11.286	11.286	11.286	11.286	10.860
Sumatera Barat	8.555	8.755	8.755	8.755	8.755	8.755	8.629
Riau	12.652	13.443	13.184	13.443	13.047	13.047	13.031
Jambi	9.393	9.393	9.393	9.617	9.729	9.281	9.274
Sumatera Selatan	8.170	8.905	8.692	8.513	8.736	8.736	8.424
Bengkulu	9.496	10.473	10.694	10.694	10.694	10.694	9.822
Lampung	9.947	10.920	10.920	10.813	10.920	10.920	10.253
Kep. Bangka Belitung	9.195	9.382	9.382	9.570	9.570	9.570	9.288
Kepulauan Riau	9.323	9.696	10.577	10.908	11.099	11.099	9.895
Jawa Barat	9.320	9.522	9.496	9.614	9.644	9.862	9.251
Jawa Tengah	9.156	9.509	9.512	9.421	9.308	9.135	9.091
D. I. Yogyakarta	9.201	9.292	9.406	9.384	9.217	9.106	8.982
Jawa Timur	8.972	9.593	9.658	9.404	9.310	9.392	9.025
Banten	10.197	10.804	10.907	10.907	10.907	10.907	10.249
Bali	9.329	9.869	10.085	9.697	9.723	10.045	9.580
Nusa Tenggara Barat	8.816	9.551	8.921	8.921	8.400	8.452	8.803
Nusa Tenggara Timur	14.700	15.012	15.858	16.169	15.236	15.998	15.266
Kalimantan Barat	12.336	12.525	12.525	12.525	12.525	12.702	12.350
Kalimantan Tengah	12.492	12.842	12.842	12.959	14.126	14.126	12.842
Kalimantan Selatan	11.999	13.635	13.635	13.635	13.635	13.635	12.931
Kalimantan Timur	11.817	13.237	12.314	12.385	12.740	12.740	12.214
Sulawesi Utara	10.000	10.000	10.000	10.000	10.000	10.000	10.000
Sulawesi Tengah	9.171	9.171	8.742	8.922	8.772	9.284	8.780
Sulawesi Selatan	8.900	9.500	9.500	9.704	9.704	9.704	9.134
Sulawesi Tenggara	8.778	8.778	8.778	8.778	8.695	8.673	8.781
Gorontalo	9.918	9.627	10.502	10.794	10.794	10.210	10.263
Sulawesi Barat	8.922	8.922	8.922	8.922	8.922	8.922	9.071
Maluku	11.000	11.000	11.000	11.000	10.450	10.450	10.908
Maluku Utara	9.535	9.461	9.461	9.635	9.739	9.553	9.599
Papua Barat	9.133	9.133	9.364	9.364	9.130	9.311	9.102
Papua	14.713	14.713	15.085	15.085	15.085	15.384	14.726
Nasional	10.205	10.553	10.599	10.643	10.613	10.648	10.316

Tabel 1.94
Harga Konsumen Perdesaan Kelompok Bahan Makanan, 2012
Kacang Joglo/Tolo (Rp/Kg)

Provinsi	Januari	Februari	Maret	April	Mei	Juni
(1)	(2)	(3)	(4)	(5)	(6)	(7)
Aceh	13.125	13.125	13.125	13.125	13.125	13.125
Sumatera Utara	9.128	9.128	9.128	9.128	9.128	9.128
Sumatera Barat	9.500	9.500	9.500	9.500	9.500	9.500
Riau	7.889	7.889	7.889	7.889	7.889	7.889
Jambi	-	-	-	-	-	-
Sumatera Selatan	8.000	8.000	8.000	8.000	8.000	8.000
Bengkulu	-	-	-	-	-	-
Lampung	8.500	8.500	8.500	8.500	8.746	8.746
Kep. Bangka Belitung	-	-	-	-	-	-
Kepulauan Riau	-	-	-	-	-	-
Jawa Barat	10.414	10.228	10.600	10.724	11.344	11.096
Jawa Tengah	9.543	9.415	9.466	9.640	9.578	9.584
D. I. Yogyakarta	8.735	8.482	9.031	9.753	9.979	9.798
Jawa Timur	12.832	13.054	13.248	13.216	12.984	12.749
Banten	8.500	8.348	8.652	8.753	9.259	9.057
Bali	8.700	8.700	8.700	8.700	8.700	8.700
Nusa Tenggara Barat	-	-	-	-	-	-
Nusa Tenggara Timur	17.421	17.421	17.421	17.421	18.389	18.389
Kalimantan Barat	-	-	-	-	-	-
Kalimantan Tengah	10.231	10.231	10.231	10.231	10.231	10.231
Kalimantan Selatan	9.188	9.188	9.188	9.188	9.188	9.188
Kalimantan Timur	13.345	13.345	13.345	13.345	13.345	13.345
Sulawesi Utara	20.000	20.000	20.000	20.000	20.000	20.000
Sulawesi Tengah	10.000	10.000	10.000	10.000	10.000	10.000
Sulawesi Selatan	8.917	8.917	8.917	8.917	8.917	8.917
Sulawesi Tenggara	12.000	12.000	12.000	12.000	12.000	12.000
Gorontalo	-	-	-	-	-	-
Sulawesi Barat	-	-	-	-	-	-
Maluku	13.217	13.217	13.217	13.217	13.217	13.217
Maluku Utara	13.750	13.750	13.750	13.750	13.750	13.750
Papua Barat	22.969	22.969	22.969	22.969	22.969	22.969
Papua	16.150	16.150	16.150	16.150	16.150	16.150
Nasional	11.752	11.732	11.793	11.838	11.933	11.897

Lanjutan Tabel 1.94

Provinsi	Juli	Agustus	September	Oktober	November	Desember	Rata-rata
(1)	(8)	(9)	(10)	(11)	(12)	(13)	(14)
Aceh	13.125	13.125	13.125	13.125	13.125	13.125	13.125
Sumatera Utara	9.128	9.128	9.128	9.128	9.128	9.128	9.128
Sumatera Barat	9.500	9.500	9.500	9.500	9.500	9.500	9.500
Riau	7.889	7.889	7.889	7.889	7.889	7.889	7.889
Jambi	-	-	-	-	-	-	-
Sumatera Selatan	8.000	8.000	8.000	8.000	8.000	8.000	8.000
Bengkulu	-	-	-	-	-	-	-
Lampung	8.746	8.993	8.993	9.362	9.362	9.362	8.859
Kep. Bangka Belitung	-	-	-	-	-	-	-
Kepulauan Riau	-	-	-	-	-	-	-
Jawa Barat	10.824	10.688	10.441	10.441	10.564	10.441	10.651
Jawa Tengah	9.475	9.648	9.649	9.591	9.261	9.190	9.503
D. I. Yogyakarta	9.437	8.940	9.031	8.353	7.902	7.405	8.904
Jawa Timur	12.962	12.577	12.560	12.504	12.206	12.221	12.759
Banten	8.834	8.723	8.521	8.521	8.622	8.521	8.693
Bali	8.700	8.700	8.700	8.700	8.700	8.700	8.700
Nusa Tenggara Barat	-	-	-	-	-	-	-
Nusa Tenggara Timur	18.389	18.389	18.389	18.389	18.389	18.389	18.066
Kalimantan Barat	-	-	-	-	-	-	-
Kalimantan Tengah	10.231	10.231	10.231	10.231	10.231	10.231	10.231
Kalimantan Selatan	9.188	9.188	9.188	9.188	9.188	9.188	9.188
Kalimantan Timur	13.345	13.345	14.680	14.680	15.414	15.414	13.912
Sulawesi Utara	20.000	20.000	20.000	20.000	20.000	20.000	20.000
Sulawesi Tengah	10.000	10.000	10.000	10.000	10.000	10.000	10.000
Sulawesi Selatan	8.917	8.917	8.917	8.917	8.917	8.917	8.917
Sulawesi Tenggara	12.000	12.000	12.000	12.000	12.500	12.500	12.083
Gorontalo	-	-	-	-	-	-	-
Sulawesi Barat	-	-	-	-	-	-	-
Maluku	13.217	13.217	13.217	13.217	13.217	13.217	13.217
Maluku Utara	13.750	13.750	13.750	13.750	13.750	13.750	13.750
Papua Barat	22.969	22.969	22.969	22.969	22.969	21.820	22.873
Papua	16.150	16.150	16.150	16.150	16.150	16.150	16.150
Nasional	11.866	11.836	11.876	11.859	11.874	11.794	11.837

Tabel 1.95
Harga Konsumen Perdesaan Kelompok Bahan Makanan, 2012
Kacang Merah (Rp/Kg)

Provinsi	Januari	Februari	Maret	April	Mei	Juni
(1)	(2)	(3)	(4)	(5)	(6)	(7)
Aceh	11.734	11.734	11.531	11.531	11.531	11.883
Sumatera Utara	11.282	11.282	11.282	11.282	11.282	11.282
Sumatera Barat	15.000	15.000	15.000	16.500	16.500	16.500
Riau	13.162	13.162	13.162	13.650	13.650	13.650
Jambi	12.776	13.017	12.366	12.085	12.689	12.689
Sumatera Selatan	9.685	9.685	9.685	9.425	9.685	9.945
Bengkulu	13.567	13.712	13.712	13.386	13.222	13.331
Lampung	9.227	9.591	9.736	9.881	9.736	9.736
Kep. Bangka Belitung	15.800	15.800	15.800	15.000	15.000	15.000
Kepulauan Riau	12.747	13.326	13.181	13.326	13.181	13.181
Jawa Barat	13.280	13.195	13.564	13.646	13.769	13.499
Jawa Tengah	13.460	13.460	13.501	13.501	13.681	13.681
D. I. Yogyakarta	11.429	11.429	10.590	11.120	11.120	10.962
Jawa Timur	9.364	9.364	9.591	9.861	9.636	9.539
Banten	11.996	11.920	12.253	12.327	12.438	12.195
Bali	14.706	15.106	14.988	14.929	14.870	14.870
Nusa Tenggara Barat	8.268	8.268	8.268	8.268	8.268	8.268
Nusa Tenggara Timur	18.534	18.042	18.644	18.644	18.874	18.215
Kalimantan Barat	11.857	11.857	11.857	11.857	11.857	11.857
Kalimantan Tengah	25.070	25.070	25.070	25.070	25.070	25.070
Kalimantan Selatan	15.317	15.317	15.317	15.317	15.317	15.906
Kalimantan Timur	19.665	19.665	19.665	20.636	21.603	21.071
Sulawesi Utara	15.980	15.743	15.743	15.388	15.388	15.151
Sulawesi Tengah	14.142	14.389	13.796	14.089	13.963	13.686
Sulawesi Selatan	12.071	11.840	11.840	12.707	12.129	12.129
Sulawesi Tenggara	13.728	13.728	13.728	13.471	13.087	13.087
Gorontalo	20.000	18.000	14.625	14.625	14.625	14.625
Sulawesi Barat	18.333	20.167	20.167	19.025	19.025	17.884
Maluku	21.774	22.405	22.879	24.930	24.570	24.154
Maluku Utara	25.487	25.487	25.487	26.237	25.862	25.487
Papua Barat	30.000	30.000	31.000	31.000	31.000	31.000
Papua	25.453	24.321	25.999	27.018	25.893	25.893
Nasional	15.465	15.471	15.438	15.617	15.579	15.482

Lanjutan Tabel 1.95

Provinsi	Juli	Agustus	September	Oktober	November	Desember	Rata-rata
(1)	(8)	(9)	(10)	(11)	(12)	(13)	(14)
Aceh	11.883	11.883	11.748	11.748	11.619	11.619	11.704
Sumatera Utara	11.282	11.282	11.282	11.282	11.282	11.282	11.282
Sumatera Barat	16.500	16.500	16.500	16.500	16.500	16.500	16.125
Riau	13.650	13.650	12.740	12.740	12.740	12.740	13.225
Jambi	13.218	13.848	13.049	13.049	13.049	12.916	12.896
Sumatera Selatan	9.945	9.945	9.685	9.685	9.685	10.220	9.773
Bengkulu	12.678	13.549	13.549	13.549	13.222	13.833	13.443
Lampung	9.736	10.898	10.898	11.044	11.044	11.044	10.214
Kep. Bangka Belitung	15.000	15.400	15.400	15.600	14.800	15.144	15.312
Kepulauan Riau	13.326	13.326	13.326	13.326	13.616	13.616	13.290
Jawa Barat	13.541	13.729	15.123	15.000	14.569	14.528	13.953
Jawa Tengah	13.771	13.591	13.773	13.934	13.612	13.652	13.635
D. I. Yogyakarta	10.489	9.964	10.463	10.463	11.102	10.782	10.826
Jawa Timur	9.685	9.730	9.730	9.868	9.584	9.909	9.655
Banten	12.233	12.402	13.661	13.550	13.161	13.124	12.605
Bali	15.073	14.956	14.523	14.090	13.874	13.623	14.634
Nusa Tenggara Barat	7.795	7.795	7.795	7.795	7.795	8.185	8.064
Nusa Tenggara Timur	18.215	17.851	17.851	17.851	17.851	17.851	18.202
Kalimantan Barat	12.351	12.598	12.598	12.598	12.598	12.598	12.207
Kalimantan Tengah	25.070	25.070	25.070	25.070	25.070	25.070	25.070
Kalimantan Selatan	15.906	16.201	16.201	16.201	16.201	16.201	15.783
Kalimantan Timur	20.650	21.071	21.703	20.333	21.492	21.492	20.754
Sulawesi Utara	15.388	15.519	15.666	15.666	15.666	17.233	15.711
Sulawesi Tengah	13.523	13.807	14.214	14.924	15.304	16.341	14.348
Sulawesi Selatan	12.418	13.227	13.227	12.533	11.792	11.792	12.309
Sulawesi Tenggara	13.343	13.471	13.471	13.471	13.471	13.482	13.462
Gorontalo	14.625	15.097	15.097	15.097	14.342	15.059	15.485
Sulawesi Barat	19.025	20.167	20.167	19.546	19.236	18.926	19.306
Maluku	23.365	22.063	23.363	23.872	22.743	22.743	23.238
Maluku Utara	25.301	25.745	26.041	26.633	27.145	25.959	25.906
Papua Barat	31.000	30.129	30.129	30.129	30.129	30.129	30.470
Papua	25.893	25.893	25.893	25.893	25.893	25.893	25.828
Nasional	15.496	15.636	15.748	15.720	15.631	15.734	15.585

Tabel 1.96
Harga Konsumen Perdesaan Kelompok Bahan Makanan, 2012
Tempe Kedele (Rp/Kg)

Provinsi	Januari	Februari	Maret	April	Mei	Juni
(1)	(2)	(3)	(4)	(5)	(6)	(7)
Aceh	11.228	11.118	11.067	11.067	11.067	11.067
Sumatera Utara	8.833	8.833	9.268	9.355	9.529	9.529
Sumatera Barat	8.864	8.864	8.864	9.045	9.045	9.045
Riau	12.366	12.473	13.344	13.969	13.774	13.774
Jambi	9.501	9.501	9.501	9.501	9.501	9.501
Sumatera Selatan	7.808	7.808	7.808	7.808	7.808	7.808
Bengkulu	8.604	8.347	8.576	8.518	8.461	8.576
Lampung	8.556	8.556	8.556	8.556	8.670	8.670
Kep. Bangka Belitung	9.933	9.933	10.125	10.125	10.125	10.125
Kepulauan Riau	13.250	13.250	13.250	13.362	13.257	13.257
Jawa Barat	7.907	8.025	8.061	8.061	8.061	8.169
Jawa Tengah	7.682	7.730	7.755	7.764	7.772	7.825
D. I. Yogyakarta	7.199	7.179	7.179	7.179	7.229	7.229
Jawa Timur	7.556	7.577	7.570	7.687	7.735	7.769
Banten	8.347	8.347	8.247	8.047	8.047	8.147
Bali	8.305	8.437	8.509	8.545	8.473	8.604
Nusa Tenggara Barat	8.611	8.611	8.611	8.611	8.611	8.611
Nusa Tenggara Timur	9.502	9.502	9.502	9.577	9.577	9.577
Kalimantan Barat	10.714	10.714	10.714	10.714	11.714	11.714
Kalimantan Tengah	11.739	11.739	11.873	12.410	12.477	12.704
Kalimantan Selatan	10.626	10.626	10.626	10.626	10.626	10.626
Kalimantan Timur	11.505	11.505	11.505	11.505	11.505	11.505
Sulawesi Utara	9.250	9.250	9.250	9.250	9.250	9.250
Sulawesi Tengah	9.673	9.631	9.610	9.483	9.483	9.483
Sulawesi Selatan	8.188	8.000	8.000	8.000	8.125	8.125
Sulawesi Tenggara	9.956	9.670	10.144	10.144	10.315	10.365
Gorontalo	12.235	12.368	12.590	12.421	12.085	12.366
Sulawesi Barat	9.292	9.292	9.292	9.365	9.219	9.365
Maluku	17.300	17.324	17.300	17.300	17.611	17.611
Maluku Utara	13.803	13.803	13.803	13.803	13.803	13.803
Papua Barat	14.500	14.500	14.500	14.500	14.500	14.500
Papua	11.522	11.522	12.310	12.310	12.310	12.310
Nasional	10.136	10.126	10.228	10.269	10.305	10.344

Lanjutan Tabel 1.96

Provinsi	Juli	Agustus	September	Oktober	November	Desember	Rata-rata
(1)	(8)	(9)	(10)	(11)	(12)	(13)	(14)
Aceh	11.067	11.118	10.851	10.851	10.582	10.582	10.972
Sumatera Utara	9.529	9.641	9.880	9.880	9.880	9.936	9.508
Sumatera Barat	9.045	9.500	9.500	9.500	9.500	9.500	9.189
Riau	13.774	14.067	13.872	13.872	14.262	14.262	13.651
Jambi	9.501	9.612	9.322	9.129	8.839	8.839	9.354
Sumatera Selatan	7.808	8.066	8.213	8.290	8.290	8.290	7.984
Bengkulu	8.576	9.163	8.928	8.987	9.163	9.104	8.750
Lampung	8.781	8.895	9.010	9.135	9.135	9.135	8.804
Kep. Bangka Belitung	10.125	10.125	10.125	10.221	10.221	10.221	10.117
Kepulauan Riau	12.836	12.836	12.836	12.962	12.962	12.962	13.085
Jawa Barat	8.270	8.385	8.332	8.344	8.428	8.476	8.210
Jawa Tengah	7.899	8.370	8.538	8.637	8.610	8.530	8.093
D. I. Yogyakarta	7.329	7.379	7.562	7.422	7.328	7.888	7.342
Jawa Timur	7.838	8.213	8.307	8.293	8.363	8.454	7.947
Banten	8.196	8.931	9.126	9.126	9.126	9.126	8.568
Bali	8.604	8.871	8.938	9.205	9.038	9.251	8.732
Nusa Tenggara Barat	8.611	8.500	8.741	8.741	8.741	8.741	8.645
Nusa Tenggara Timur	9.577	9.577	9.577	9.577	9.876	9.577	9.583
Kalimantan Barat	11.714	11.857	11.857	11.979	11.979	12.258	11.494
Kalimantan Tengah	12.963	12.963	12.963	13.093	13.544	13.544	12.668
Kalimantan Selatan	10.626	10.946	11.617	11.617	11.617	11.617	10.983
Kalimantan Timur	11.610	12.237	12.342	12.237	12.450	12.982	11.907
Sulawesi Utara	9.588	9.722	9.722	10.220	10.220	10.220	9.599
Sulawesi Tengah	9.607	10.513	10.140	10.140	10.681	11.075	9.960
Sulawesi Selatan	8.125	8.468	8.833	8.833	9.007	9.007	8.393
Sulawesi Tenggara	10.441	10.554	10.616	10.616	10.616	10.642	10.340
Gorontalo	12.524	12.981	12.852	13.366	13.366	14.339	12.791
Sulawesi Barat	9.657	9.808	10.268	9.962	9.962	10.115	9.633
Maluku	16.923	16.923	18.300	19.078	19.078	19.536	17.857
Maluku Utara	13.803	14.012	13.803	13.803	13.803	13.803	13.820
Papua Barat	14.500	14.625	14.625	14.625	14.751	15.683	14.651
Papua	13.130	13.130	13.130	13.130	12.829	12.829	12.538
Nasional	10.393	10.625	10.710	10.777	10.820	10.954	10.474

Tabel 1.97
Harga Konsumen Perdesaan Kelompok Bahan Makanan, 2012
Tahu Mentah (Rp/Kg)

Provinsi	Januari	Februari	Maret	April	Mei	Juni
(1)	(2)	(3)	(4)	(5)	(6)	(7)
Aceh	9.340	9.340	9.340	9.231	9.306	9.306
Sumatera Utara	6.400	6.215	6.215	6.215	6.338	6.032
Sumatera Barat	6.147	6.147	6.147	6.269	6.269	6.269
Riau	7.625	7.875	7.988	8.086	7.869	7.924
Jambi	8.292	8.125	7.941	7.983	8.073	8.402
Sumatera Selatan	8.272	8.272	8.272	8.100	8.100	8.185
Bengkulu	6.811	6.933	6.933	6.933	6.933	6.987
Lampung	6.579	6.579	6.579	6.579	6.608	6.579
Kep. Bangka Belitung	10.169	10.233	10.233	10.233	10.297	10.297
Kepulauan Riau	11.167	11.167	11.167	11.384	11.222	11.222
Jawa Barat	7.899	7.883	7.979	7.979	7.979	7.987
Jawa Tengah	6.812	6.808	6.836	6.862	6.922	7.016
D. I. Yogyakarta	6.517	6.517	6.517	6.593	6.593	6.593
Jawa Timur	6.201	6.227	6.243	6.278	6.321	6.394
Banten	7.883	7.825	7.825	7.825	7.737	7.737
Bali	7.474	7.527	7.582	7.582	7.715	7.928
Nusa Tenggara Barat	7.727	7.864	7.864	7.864	7.864	8.067
Nusa Tenggara Timur	9.720	9.720	9.913	9.989	10.182	10.182
Kalimantan Barat	12.088	12.088	12.088	12.181	12.266	12.266
Kalimantan Tengah	7.771	8.225	8.338	8.703	8.764	9.031
Kalimantan Selatan	9.799	9.799	9.799	9.799	9.499	9.274
Kalimantan Timur	11.729	11.729	11.932	11.932	11.932	11.932
Sulawesi Utara	6.928	6.928	6.928	6.928	6.928	6.928
Sulawesi Tengah	6.899	6.754	6.748	6.638	6.638	6.748
Sulawesi Selatan	6.333	6.250	6.167	6.167	6.167	6.167
Sulawesi Tenggara	8.422	8.244	8.460	8.460	8.460	8.652
Gorontalo	6.713	6.722	6.745	6.736	6.736	6.776
Sulawesi Barat	7.794	7.794	7.794	7.794	8.242	8.242
Maluku	14.028	14.462	14.015	14.770	14.770	15.648
Maluku Utara	11.500	11.500	11.500	11.500	11.500	11.500
Papua Barat	13.727	13.727	13.727	13.727	13.727	13.727
Papua	9.991	9.991	9.841	10.697	10.697	10.697
Nasional	8.586	8.608	8.614	8.688	8.708	8.772

Lanjutan Tabel 1.97

Provinsi	Juli	Agustus	September	Oktober	November	Desember	Rata-rata
(1)	(8)	(9)	(10)	(11)	(12)	(13)	(14)
Aceh	9.306	9.517	9.553	9.553	10.032	10.032	9.488
Sumatera Utara	6.100	6.168	6.434	6.585	6.666	6.666	6.336
Sumatera Barat	6.269	6.417	6.417	6.417	6.346	6.359	6.289
Riau	7.924	8.466	8.356	8.472	8.472	8.472	8.127
Jambi	8.402	8.589	8.589	8.517	8.445	8.445	8.317
Sumatera Selatan	8.185	8.270	8.467	8.231	8.309	8.309	8.248
Bengkulu	6.987	7.257	7.149	7.176	7.310	7.260	7.056
Lampung	6.756	7.110	7.021	7.159	7.159	7.159	6.822
Kep. Bangka Belitung	10.297	10.631	10.631	10.798	11.132	11.132	10.507
Kepulauan Riau	11.222	11.222	11.222	11.314	11.314	11.314	11.244
Jawa Barat	8.116	8.336	8.527	8.736	8.736	8.768	8.244
Jawa Tengah	7.057	7.443	7.471	7.628	7.582	7.507	7.162
D. I. Yogyakarta	6.668	6.819	6.888	6.795	6.725	6.748	6.664
Jawa Timur	6.470	6.769	6.845	6.909	6.962	7.071	6.558
Banten	7.852	8.296	8.190	7.979	7.979	7.979	7.925
Bali	7.928	8.147	8.200	8.200	8.211	8.485	7.915
Nusa Tenggara Barat	8.067	8.360	8.409	8.409	8.409	8.409	8.109
Nusa Tenggara Timur	10.182	10.360	10.360	10.360	10.717	10.388	10.173
Kalimantan Barat	12.641	12.641	12.641	12.856	12.856	12.856	12.456
Kalimantan Tengah	9.274	9.447	9.447	9.709	9.887	9.887	9.040
Kalimantan Selatan	9.274	9.987	9.987	9.987	9.987	9.987	9.765
Kalimantan Timur	12.130	12.955	13.246	13.004	13.004	13.198	12.394
Sulawesi Utara	7.079	7.137	7.650	7.854	7.854	8.007	7.262
Sulawesi Tengah	6.748	6.938	7.095	7.040	7.040	7.273	6.880
Sulawesi Selatan	6.167	6.411	6.635	6.732	6.875	6.875	6.412
Sulawesi Tenggara	8.700	8.845	8.930	8.973	9.100	8.935	8.682
Gorontalo	6.801	6.860	7.225	7.435	7.492	7.492	6.978
Sulawesi Barat	8.242	8.391	8.093	8.093	8.093	8.093	8.056
Maluku	15.430	15.648	16.095	16.209	15.721	16.574	15.281
Maluku Utara	11.500	11.500	11.148	11.148	12.409	12.114	11.568
Papua Barat	13.727	13.931	13.931	13.931	14.115	14.003	13.833
Papua	10.815	11.239	11.239	11.239	11.040	11.040	10.710
Nasional	8.822	9.066	9.128	9.170	9.249	9.276	8.891

Tabel 1.98
Harga Konsumen Perdesaan Kelompok Bahan Makanan, 2012
Oncom (Rp/Kg)

Provinsi	Januari	Februari	Maret	April	Mei	Juni
(1)	(2)	(3)	(4)	(5)	(6)	(7)
Aceh	8.265	8.265	8.265	8.265	8.265	8.265
Sumatera Utara	-	-	-	-	-	-
Sumatera Barat	4.117	4.117	4.117	4.117	4.117	4.117
Riau	5.775	5.775	5.775	5.775	5.775	5.775
Jambi	-	-	-	-	-	-
Sumatera Selatan	4.849	4.849	4.849	4.849	4.849	4.849
Bengkulu	6.840	6.840	6.840	6.840	6.840	6.840
Lampung	5.552	5.552	5.740	5.740	5.740	5.740
Kep. Bangka Belitung	7.200	7.200	7.200	7.200	7.200	7.200
Kepulauan Riau	-	-	-	-	-	-
Jawa Barat	6.546	6.663	6.663	6.680	6.747	6.822
Jawa Tengah	7.550	7.685	7.685	7.704	7.781	7.867
D. I. Yogyakarta	-	-	-	-	-	-
Jawa Timur	5.267	5.267	5.267	5.267	5.267	5.267
Banten	5.468	5.468	5.468	5.468	5.468	5.549
Bali	-	-	-	-	-	-
Nusa Tenggara Barat	-	-	-	-	-	-
Nusa Tenggara Timur	-	-	-	-	-	-
Kalimantan Barat	5.258	5.258	5.258	5.258	5.258	5.258
Kalimantan Tengah	-	-	-	-	-	-
Kalimantan Selatan	-	-	-	-	-	-
Kalimantan Timur	7.088	7.088	7.088	7.088	7.088	7.796
Sulawesi Utara	-	-	-	-	-	-
Sulawesi Tengah	-	-	-	-	-	-
Sulawesi Selatan	-	-	-	-	-	-
Sulawesi Tenggara	-	-	-	-	-	-
Gorontalo	-	-	-	-	-	-
Sulawesi Barat	-	-	-	-	-	-
Maluku	-	-	-	-	-	-
Maluku Utara	-	-	-	-	-	-
Papua Barat	-	-	-	-	-	-
Papua	18.000	18.000	18.000	18.000	18.000	18.000
Nasional	6.984	7.002	7.015	7.018	7.028	7.096

Lanjutan Tabel 1.98

Provinsi	Juli	Agustus	September	Oktober	November	Desember	Rata-rata
(1)	(8)	(9)	(10)	(11)	(12)	(13)	(14)
Aceh	8.265	8.265	8.265	8.265	8.265	8.265	8.265
Sumatera Utara	-	-	-	-	-	-	-
Sumatera Barat	4.117	4.117	4.117	4.117	4.117	4.117	4.117
Riau	5.775	5.775	5.775	5.775	5.775	5.775	5.775
Jambi	-	-	-	-	-	-	-
Sumatera Selatan	4.849	4.849	4.849	4.849	4.849	4.849	4.849
Bengkulu	6.840	6.840	6.840	6.840	6.840	6.840	6.840
Lampung	5.834	5.740	5.552	5.552	5.552	5.552	5.654
Kep. Bangka Belitung	7.200	7.200	7.200	7.200	7.200	7.200	7.200
Kepulauan Riau	-	-	-	-	-	-	-
Jawa Barat	6.740	6.871	6.903	6.969	6.985	6.927	6.793
Jawa Tengah	7.773	7.924	7.961	8.038	8.056	7.989	7.834
D. I. Yogyakarta	-	-	-	-	-	-	-
Jawa Timur	5.267	5.267	5.267	5.267	5.267	5.267	5.267
Banten	5.549	5.549	5.388	5.468	5.544	5.544	5.494
Bali	-	-	-	-	-	-	-
Nusa Tenggara Barat	-	-	-	-	-	-	-
Nusa Tenggara Timur	-	-	-	-	-	-	-
Kalimantan Barat	5.258	5.258	5.258	5.258	5.258	5.258	5.258
Kalimantan Tengah	-	-	-	-	-	-	-
Kalimantan Selatan	-	-	-	-	-	-	-
Kalimantan Timur	7.796	7.796	7.796	7.796	7.796	8.316	7.544
Sulawesi Utara	-	-	-	-	-	-	-
Sulawesi Tengah	-	-	-	-	-	-	-
Sulawesi Selatan	-	-	-	-	-	-	-
Sulawesi Tenggara	-	-	-	-	-	-	-
Gorontalo	-	-	-	-	-	-	-
Sulawesi Barat	-	-	-	-	-	-	-
Maluku	-	-	-	-	-	-	-
Maluku Utara	-	-	-	-	-	-	-
Papua Barat	-	-	-	-	-	-	-
Papua	18.000	18.000	18.000	18.000	18.000	18.000	18.000
Nasional	7.090	7.104	7.084	7.100	7.107	7.136	7.064

Tabel 1.99
Harga Konsumen Perdesaan Kelompok Bahan Makanan, 2012
Tauco (Rp/Botol)

Provinsi	Januari	Februari	Maret	April	Mei	Juni
(1)	(2)	(3)	(4)	(5)	(6)	(7)
Aceh	7.927	7.927	7.927	8.079	8.079	8.079
Sumatera Utara	7.792	7.792	7.792	7.792	7.599	7.698
Sumatera Barat	6.650	6.650	6.650	6.650	6.650	6.650
Riau	10.664	10.664	10.664	10.664	10.761	10.761
Jambi	8.363	7.791	7.505	7.505	7.168	7.239
Sumatera Selatan	10.524	10.524	10.524	10.524	10.524	10.524
Bengkulu	8.978	8.978	8.978	8.978	8.978	8.978
Lampung	8.186	8.186	8.186	8.186	8.186	8.186
Kep. Bangka Belitung	8.167	8.167	8.167	8.167	8.167	8.167
Kepulauan Riau	10.051	9.800	9.800	9.800	9.800	9.800
Jawa Barat	9.149	9.149	9.149	9.149	9.149	9.149
Jawa Tengah	9.480	9.480	9.480	9.480	9.480	9.480
D. I. Yogyakarta	-	-	-	-	-	-
Jawa Timur	-	-	-	-	-	-
Banten	-	-	-	-	-	-
Bali	8.500	8.500	8.500	8.500	8.500	8.500
Nusa Tenggara Barat	-	-	-	-	-	-
Nusa Tenggara Timur	-	-	-	-	-	-
Kalimantan Barat	6.630	6.630	6.630	6.630	6.630	6.630
Kalimantan Tengah	-	-	-	-	-	-
Kalimantan Selatan	-	-	-	-	-	-
Kalimantan Timur	-	-	-	-	-	-
Sulawesi Utara	-	-	-	-	-	-
Sulawesi Tengah	-	-	-	-	-	-
Sulawesi Selatan	8.000	8.000	8.000	8.000	8.000	8.000
Sulawesi Tenggara	-	-	-	-	-	-
Gorontalo	-	-	-	-	-	-
Sulawesi Barat	-	-	-	-	-	-
Maluku	-	-	-	-	-	-
Maluku Utara	8.000	8.000	8.000	8.000	8.000	8.000
Papua Barat	-	-	-	-	-	-
Papua	17.000	17.000	17.000	17.000	17.000	17.000
Nasional	9.062	9.014	8.997	9.006	8.981	8.991

Lanjutan Tabel 1.99

Provinsi	Juli	Agustus	September	Oktober	November	Desember	Rata-rata
(1)	(8)	(9)	(10)	(11)	(12)	(13)	(14)
Aceh	8.009	8.183	8.183	8.183	8.319	8.455	8.113
Sumatera Utara	7.895	7.895	7.895	8.090	8.090	8.146	7.873
Sumatera Barat	6.650	6.650	6.650	6.650	6.650	6.650	6.650
Riau	10.761	10.761	10.761	10.761	10.761	10.761	10.728
Jambi	7.239	7.917	7.917	7.917	7.917	7.917	7.700
Sumatera Selatan	10.524	10.524	10.524	10.524	10.524	10.524	10.524
Bengkulu	8.978	8.978	8.978	8.978	8.978	8.978	8.978
Lampung	8.186	8.186	8.186	8.186	8.186	8.186	8.186
Kep. Bangka Belitung	8.167	8.167	8.167	8.167	8.167	8.167	8.167
Kepulauan Riau	9.800	10.303	10.303	10.303	10.303	10.303	10.030
Jawa Barat	9.149	9.149	9.174	9.174	9.174	9.174	9.158
Jawa Tengah	9.480	9.480	9.666	9.666	9.666	9.666	9.542
D. I. Yogyakarta	-	-	-	-	-	-	-
Jawa Timur	-	-	-	-	-	-	-
Banten	-	-	-	-	-	-	-
Bali	8.500	8.500	8.500	8.500	8.500	8.500	8.500
Nusa Tenggara Barat	-	-	-	-	-	-	-
Nusa Tenggara Timur	-	-	-	-	-	-	-
Kalimantan Barat	6.630	6.630	6.630	6.630	6.630	6.630	6.630
Kalimantan Tengah	-	-	-	-	-	-	-
Kalimantan Selatan	-	-	-	-	-	-	-
Kalimantan Timur	-	-	-	-	-	-	-
Sulawesi Utara	-	-	-	-	-	-	-
Sulawesi Tengah	-	-	-	-	-	-	-
Sulawesi Selatan	8.000	8.000	8.000	8.000	8.000	8.000	8.000
Sulawesi Tenggara	-	-	-	-	-	-	-
Gorontalo	-	-	-	-	-	-	-
Sulawesi Barat	-	-	-	-	-	-	-
Maluku	-	-	-	-	-	-	-
Maluku Utara	8.000	8.000	8.000	8.000	8.000	8.000	8.000
Papua Barat	-	-	-	-	-	-	-
Papua	17.000	17.000	17.000	17.000	17.000	17.000	17.000
Nasional	8.998	9.078	9.090	9.102	9.110	9.121	9.046

Tabel 1.100
Harga Konsumen Perdesaan Kelompok Bahan Makanan, 2012
Bawang Merah (Rp/Kg)

Provinsi	Januari	Februari	Maret	April	Mei	Juni
(1)	(2)	(3)	(4)	(5)	(6)	(7)
Aceh	15.466	15.346	14.943	15.214	15.915	15.795
Sumatera Utara	19.884	18.905	18.859	18.813	19.275	20.546
Sumatera Barat	13.019	12.318	12.597	13.570	14.141	15.297
Riau	14.769	13.606	13.298	14.132	14.591	15.269
Jambi	18.764	18.407	18.844	19.092	20.870	23.124
Sumatera Selatan	12.973	12.635	12.811	12.984	14.073	14.713
Bengkulu	17.963	16.428	16.648	16.472	17.840	19.207
Lampung	18.467	17.928	18.135	19.623	21.040	21.995
Kep. Bangka Belitung	22.999	23.911	22.816	22.816	23.661	25.593
Kepulauan Riau	25.409	24.765	23.959	23.506	24.070	24.479
Jawa Barat	17.347	17.526	18.388	19.031	19.982	21.048
Jawa Tengah	15.825	16.957	18.134	19.265	21.191	22.052
D. I. Yogyakarta	16.284	18.009	19.796	19.567	21.512	22.694
Jawa Timur	18.393	20.128	21.500	21.999	23.099	25.711
Banten	14.648	14.852	15.402	16.062	17.190	17.605
Bali	14.687	15.531	15.392	16.162	17.599	18.322
Nusa Tenggara Barat	17.297	16.051	16.015	16.526	18.002	18.462
Nusa Tenggara Timur	23.653	23.572	23.433	23.074	24.373	25.579
Kalimantan Barat	31.984	30.576	30.903	33.116	35.704	37.599
Kalimantan Tengah	22.089	21.567	21.683	21.335	22.436	23.707
Kalimantan Selatan	20.243	20.364	19.109	19.505	20.188	20.591
Kalimantan Timur	21.291	18.394	18.394	18.926	20.262	21.351
Sulawesi Utara	21.496	20.824	20.329	22.272	22.378	24.443
Sulawesi Tengah	20.332	18.903	17.304	18.907	20.214	21.022
Sulawesi Selatan	19.396	18.537	18.770	19.708	22.012	21.452
Sulawesi Tenggara	19.029	18.124	18.208	18.551	19.851	20.546
Gorontalo	21.499	20.156	21.201	22.843	22.843	24.931
Sulawesi Barat	20.319	20.112	19.673	21.342	22.703	22.956
Maluku	34.914	34.929	33.993	35.391	36.715	38.035
Maluku Utara	24.556	24.667	23.889	24.500	25.306	26.265
Papua Barat	32.231	30.178	28.578	31.550	33.836	34.178
Papua	48.072	48.072	47.768	47.602	48.604	48.118
Nasional	21.103	20.696	20.649	21.358	22.546	23.521

Lanjutan Tabel 1.100

Provinsi	Juli	Agustus	September	Oktober	November	Desember	Rata-rata
(1)	(8)	(9)	(10)	(11)	(12)	(13)	(14)
Aceh	17.443	17.201	16.761	16.599	17.543	17.884	16.343
Sumatera Utara	21.471	21.269	20.713	20.881	22.515	23.877	20.584
Sumatera Barat	14.088	13.372	12.354	13.436	14.711	15.728	13.719
Riau	15.183	15.439	15.141	15.141	15.930	17.933	15.036
Jambi	21.909	21.995	23.275	20.922	21.995	25.295	21.208
Sumatera Selatan	13.824	13.788	12.646	11.904	12.852	14.779	13.332
Bengkulu	19.094	18.131	17.621	17.848	18.244	20.069	17.964
Lampung	21.544	19.668	18.413	17.524	19.083	20.991	19.534
Kep. Bangka Belitung	26.358	23.569	23.241	22.585	24.007	24.918	23.873
Kepulauan Riau	25.944	26.887	27.488	26.982	26.982	27.200	25.639
Jawa Barat	21.299	20.151	19.113	18.104	19.373	20.382	19.312
Jawa Tengah	19.917	18.773	17.850	17.243	19.829	20.972	19.001
D. I. Yogyakarta	21.345	19.062	17.573	18.516	20.368	21.536	19.689
Jawa Timur	23.375	21.645	20.989	21.248	23.372	24.541	22.167
Banten	17.268	16.178	16.085	14.986	15.636	16.318	16.019
Bali	15.732	14.405	14.063	12.858	14.742	16.217	15.476
Nusa Tenggara Barat	17.912	16.629	16.195	15.273	14.646	16.843	16.654
Nusa Tenggara Timur	24.467	24.320	23.230	22.919	22.484	24.285	23.782
Kalimantan Barat	36.652	36.652	36.516	36.060	38.683	41.939	35.532
Kalimantan Tengah	20.829	19.740	19.296	19.296	20.592	22.651	21.268
Kalimantan Selatan	17.829	15.250	15.296	13.936	14.798	17.017	17.844
Kalimantan Timur	21.407	18.677	18.189	17.832	18.309	20.098	19.427
Sulawesi Utara	25.665	23.099	22.116	21.402	22.375	24.321	22.560
Sulawesi Tengah	21.285	19.306	18.954	17.845	18.469	21.278	19.485
Sulawesi Selatan	20.763	20.763	22.124	21.593	23.392	25.731	21.187
Sulawesi Tenggara	20.017	19.855	19.568	19.173	19.276	20.333	19.378
Gorontalo	23.461	23.180	24.505	23.762	25.058	27.564	23.417
Sulawesi Barat	22.467	20.183	19.758	18.229	17.931	19.724	20.450
Maluku	37.070	36.761	36.668	36.668	36.128	36.467	36.145
Maluku Utara	27.064	26.904	26.635	26.413	26.548	27.674	25.868
Papua Barat	34.407	34.331	32.606	31.760	31.166	32.117	32.245
Papua	49.553	49.404	48.822	47.476	46.993	48.123	48.217
Nasional	23.020	22.081	21.681	21.138	22.001	23.588	21.949

Tabel 1.101
Harga Konsumen Perdesaan Kelompok Bahan Makanan, 2012
Bawang Putih (Rp/Kg)

Provinsi	Januari	Februari	Maret	April	Mei	Juni
(1)	(2)	(3)	(4)	(5)	(6)	(7)
Aceh	18.631	18.788	18.257	19.070	19.944	21.284
Sumatera Utara	26.813	26.428	26.075	25.578	25.578	26.211
Sumatera Barat	16.780	16.862	16.501	18.088	17.467	19.214
Riau	17.824	16.775	16.679	16.860	16.102	17.902
Jambi	15.345	14.866	13.499	13.672	13.768	15.145
Sumatera Selatan	15.863	16.172	16.481	17.864	18.284	19.083
Bengkulu	22.262	21.109	20.559	21.548	22.758	23.747
Lampung	14.747	14.454	14.845	15.301	15.620	16.514
Kep. Bangka Belitung	15.407	15.620	15.123	15.620	15.478	16.745
Kepulauan Riau	22.431	22.431	22.291	22.291	22.291	20.619
Jawa Barat	19.899	19.730	20.188	20.808	22.010	26.236
Jawa Tengah	14.344	14.887	15.992	17.112	16.897	18.177
D. I. Yogyakarta	13.866	14.582	16.353	17.988	18.675	19.162
Jawa Timur	17.318	17.845	18.807	20.687	20.767	23.556
Banten	14.871	15.564	15.651	15.850	15.807	17.392
Bali	11.330	11.834	11.910	12.566	12.450	13.598
Nusa Tenggara Barat	21.671	22.894	22.894	22.658	22.186	23.534
Nusa Tenggara Timur	23.869	23.362	22.637	23.139	24.412	26.136
Kalimantan Barat	25.359	23.551	23.504	26.392	27.084	28.239
Kalimantan Tengah	19.633	18.134	18.696	19.762	19.007	19.957
Kalimantan Selatan	17.242	17.319	15.826	15.826	15.969	16.767
Kalimantan Timur	18.774	17.454	17.405	15.882	16.363	17.891
Sulawesi Utara	14.203	13.533	13.177	13.086	13.453	13.942
Sulawesi Tengah	23.999	23.203	21.970	24.046	24.088	25.583
Sulawesi Selatan	18.279	18.151	17.507	18.382	20.181	21.462
Sulawesi Tenggara	15.188	14.296	14.335	14.458	14.778	15.672
Gorontalo	18.420	18.973	17.867	18.761	19.250	20.066
Sulawesi Barat	19.635	19.364	18.419	19.915	20.781	21.665
Maluku	21.716	22.158	21.890	22.984	23.358	23.758
Maluku Utara	19.628	19.929	19.403	19.628	20.681	21.057
Papua Barat	22.488	21.281	19.307	20.272	20.996	22.832
Papua	35.970	36.306	36.220	36.701	35.808	36.301
Nasional	19.182	18.995	18.758	19.462	19.759	20.920

Lanjutan Tabel 1.101

Provinsi	Juli	Agustus	September	Oktober	November	Desember	Rata-rata
(1)	(8)	(9)	(10)	(11)	(12)	(13)	(14)
Aceh	23.731	23.438	23.739	23.282	24.239	24.300	21.558
Sumatera Utara	28.367	28.767	29.663	28.272	29.967	30.361	27.673
Sumatera Barat	20.867	20.081	19.409	19.080	19.700	20.035	18.674
Riau	18.764	19.242	19.242	18.981	19.894	19.719	18.165
Jambi	16.395	16.944	16.944	17.091	17.349	18.454	15.789
Sumatera Selatan	20.956	21.044	20.863	18.657	19.025	20.928	18.768
Bengkulu	24.976	25.514	25.406	25.191	25.729	26.913	23.809
Lampung	16.044	16.219	15.965	15.213	16.322	17.273	15.710
Kep. Bangka Belitung	17.880	18.472	19.392	19.392	19.751	19.895	17.398
Kepulauan Riau	21.595	22.235	22.418	21.640	22.308	22.842	22.116
Jawa Barat	27.597	28.008	27.947	26.924	28.122	27.813	24.607
Jawa Tengah	18.788	19.094	19.336	18.096	21.383	20.172	17.856
D. I. Yogyakarta	19.248	19.634	19.418	18.686	19.849	18.733	18.016
Jawa Timur	24.448	24.595	23.793	22.043	24.247	21.886	21.666
Banten	18.110	17.634	17.238	17.008	17.008	17.143	16.606
Bali	14.442	15.778	15.316	14.773	16.972	16.677	13.971
Nusa Tenggara Barat	24.244	22.824	23.607	21.781	21.148	20.772	22.518
Nusa Tenggara Timur	28.349	27.497	27.593	27.211	26.214	26.882	25.608
Kalimantan Barat	29.900	30.719	30.529	29.833	29.357	30.941	27.951
Kalimantan Tengah	20.703	20.221	20.125	20.125	20.781	21.616	19.897
Kalimantan Selatan	17.156	16.991	16.826	15.499	15.340	16.662	16.452
Kalimantan Timur	18.398	17.920	17.751	18.258	18.512	19.188	17.816
Sulawesi Utara	14.927	15.154	15.070	14.465	15.205	15.104	14.277
Sulawesi Tengah	26.963	25.121	24.535	24.044	23.731	24.514	24.317
Sulawesi Selatan	21.601	22.063	23.267	23.267	20.756	22.709	20.635
Sulawesi Tenggara	17.050	17.193	17.439	17.350	17.305	17.966	16.086
Gorontalo	21.057	21.480	21.268	21.027	21.836	21.836	20.154
Sulawesi Barat	22.833	23.765	22.823	22.941	21.529	21.880	21.296
Maluku	24.140	24.599	24.322	23.748	23.536	23.780	23.333
Maluku Utara	21.436	22.714	21.846	21.187	21.834	21.534	20.906
Papua Barat	23.145	23.290	22.075	21.147	21.820	21.268	21.660
Papua	37.719	38.588	38.502	38.416	38.717	40.060	37.442
Nasional	21.932	22.089	21.990	21.395	21.859	22.183	20.710

Tabel 1.102
Harga Konsumen Perdesaan Kelompok Bahan Makanan, 2012
Lada/Merica (Rp/Kg)

Provinsi	Januari	Februari	Maret	April	Mei	Juni
(1)	(2)	(3)	(4)	(5)	(6)	(7)
Aceh	82.506	81.490	80.556	82.424	84.504	84.504
Sumatera Utara	75.957	75.957	75.957	76.895	72.206	72.206
Sumatera Barat	85.286	89.551	90.388	94.907	91.596	97.114
Riau	96.627	96.627	96.627	96.627	96.627	97.332
Jambi	82.209	82.209	79.755	74.847	78.589	77.416
Sumatera Selatan	64.765	65.921	67.656	69.421	66.929	69.247
Bengkulu	92.143	93.834	92.401	97.021	97.021	97.021
Lampung	77.793	78.784	75.811	78.024	76.036	76.533
Kep. Bangka Belitung	68.754	68.828	68.902	69.505	69.438	69.304
Kepulauan Riau	69.725	74.907	74.907	75.993	77.094	77.094
Jawa Barat	86.047	85.774	86.971	87.279	86.800	88.429
Jawa Tengah	98.282	97.827	98.417	101.009	101.092	103.506
D. I. Yogyakarta	103.107	101.544	103.627	109.876	110.259	109.111
Jawa Timur	91.953	91.564	90.775	92.113	92.386	92.464
Banten	74.627	75.113	75.113	76.498	77.412	78.619
Bali	65.507	66.862	66.862	66.862	67.637	67.637
Nusa Tenggara Barat	70.353	73.106	72.669	72.669	76.302	76.302
Nusa Tenggara Timur	99.547	99.547	100.607	100.552	101.095	101.095
Kalimantan Barat	70.108	71.912	73.715	74.137	74.137	75.405
Kalimantan Tengah	64.444	68.889	69.445	70.556	71.111	71.111
Kalimantan Selatan	70.935	70.935	70.935	71.361	71.361	73.045
Kalimantan Timur	93.000	96.612	96.612	99.539	102.511	102.511
Sulawesi Utara	52.000	52.000	52.000	52.000	52.000	52.000
Sulawesi Tengah	66.402	66.402	70.927	72.649	71.911	72.649
Sulawesi Selatan	87.857	87.857	83.571	86.817	86.817	88.455
Sulawesi Tenggara	76.929	77.500	75.714	73.397	76.101	76.101
Gorontalo	120.852	114.749	106.814	106.204	104.514	104.514
Sulawesi Barat	97.315	101.116	94.182	97.649	101.116	102.850
Maluku	97.211	100.768	109.066	109.066	112.030	114.917
Maluku Utara	110.041	110.041	110.041	110.041	110.041	107.006
Papua Barat	121.039	121.039	123.699	124.364	129.573	126.831
Papua	77.539	89.655	89.655	89.655	89.655	89.655
Nasional	84.089	85.279	85.137	86.249	86.747	87.249

Lanjutan Tabel 1.102

Provinsi	Juli	Agustus	September	Oktober	November	Desember	Rata-rata
(1)	(8)	(9)	(10)	(11)	(12)	(13)	(14)
Aceh	86.612	88.669	90.429	90.429	93.025	95.939	86.757
Sumatera Utara	72.206	72.206	72.206	74.428	73.144	73.144	73.876
Sumatera Barat	89.389	90.195	87.995	87.995	89.095	96.794	90.859
Riau	97.332	97.332	97.332	97.332	97.332	104.284	97.618
Jambi	82.108	79.762	83.750	85.520	89.058	86.859	81.840
Sumatera Selatan	69.247	68.648	68.648	69.847	72.245	71.046	68.635
Bengkulu	97.021	97.021	97.021	97.021	100.053	100.053	96.469
Lampung	76.067	76.067	75.133	74.615	74.615	73.682	76.097
Kep. Bangka Belitung	69.118	69.304	69.739	69.987	69.832	69.863	69.381
Kepulauan Riau	77.094	79.542	79.542	78.522	80.327	80.327	77.089
Jawa Barat	89.332	89.126	89.432	89.329	91.196	91.297	88.418
Jawa Tengah	104.546	103.934	103.101	103.166	102.814	102.693	101.699
D. I. Yogyakarta	109.111	114.566	116.857	120.593	116.857	113.656	110.764
Jawa Timur	92.148	92.759	92.490	92.316	92.847	92.138	92.163
Banten	78.619	76.133	77.908	80.215	81.863	82.522	77.887
Bali	73.934	72.084	71.268	70.724	70.724	70.724	69.235
Nusa Tenggara Barat	76.737	76.737	76.737	76.737	76.287	76.287	75.077
Nusa Tenggara Timur	101.095	101.276	101.276	100.715	100.715	100.715	100.686
Kalimantan Barat	77.728	77.276	77.276	76.787	76.787	77.276	75.212
Kalimantan Tengah	71.111	71.337	71.337	71.337	72.799	72.799	70.523
Kalimantan Selatan	73.045	73.045	73.466	75.513	75.513	75.513	72.889
Kalimantan Timur	102.511	104.293	102.065	100.728	108.619	108.619	101.468
Sulawesi Utara	52.667	53.559	47.473	47.473	47.473	47.473	50.676
Sulawesi Tengah	72.705	72.705	73.169	72.882	73.140	69.857	71.283
Sulawesi Selatan	92.770	91.309	93.316	92.581	89.626	92.093	89.422
Sulawesi Tenggara	75.347	75.724	76.101	75.347	76.101	79.114	76.123
Gorontalo	100.095	99.007	103.359	104.447	98.590	100.831	105.331
Sulawesi Barat	103.448	107.035	105.826	100.988	97.360	105.221	101.175
Maluku	114.917	114.917	114.917	114.917	114.917	114.917	111.047
Maluku Utara	114.139	114.139	114.139	114.139	114.139	113.254	111.763
Papua Barat	128.132	128.132	125.530	125.530	128.592	135.021	126.457
Papua	89.655	89.655	89.655	89.655	85.017	85.017	87.872
Nasional	87.812	88.047	88.078	88.182	88.459	89.345	87.056

Tabel 1.103
Harga Konsumen Perdesaan Kelompok Bahan Makanan, 2012
Garam Bata (Rp/400 Gr)

Provinsi	Januari	Februari	Maret	April	Mei	Juni
(1)	(2)	(3)	(4)	(5)	(6)	(7)
Aceh	1.050	1.050	1.050	1.050	1.050	1.050
Sumatera Utara	1.833	1.833	1.833	2.000	2.000	2.000
Sumatera Barat	1.379	1.379	1.379	1.379	1.413	1.413
Riau	1.094	1.094	1.094	1.094	1.094	1.094
Jambi	1.588	1.588	1.588	1.588	1.588	1.588
Sumatera Selatan	1.063	1.125	1.125	1.125	1.125	1.125
Bengkulu	1.400	1.400	1.400	1.400	1.400	1.400
Lampung	963	963	963	963	963	963
Kep. Bangka Belitung	1.000	1.000	1.000	1.000	1.000	1.000
Kepulauan Riau	1.200	1.200	1.200	1.200	1.200	1.200
Jawa Barat	1.200	1.212	1.223	1.223	1.226	1.240
Jawa Tengah	636	649	646	652	655	663
D. I. Yogyakarta	1.157	1.157	1.160	1.160	1.160	1.160
Jawa Timur	915	925	934	930	935	941
Banten	1.435	1.435	1.435	1.435	1.474	1.474
Bali	1.668	1.668	1.668	1.690	1.690	1.690
Nusa Tenggara Barat	1.021	1.021	1.021	1.021	1.021	1.021
Nusa Tenggara Timur	945	945	983	983	1.025	1.025
Kalimantan Barat	1.014	1.014	1.014	1.014	1.014	1.014
Kalimantan Tengah	1.001	1.001	1.016	1.016	1.016	1.016
Kalimantan Selatan	1.000	1.000	1.000	1.000	1.000	1.000
Kalimantan Timur	2.850	2.850	2.850	2.850	2.850	2.850
Sulawesi Utara	1.299	1.299	1.299	1.299	1.341	1.341
Sulawesi Tengah	1.052	1.056	1.056	1.056	1.056	1.064
Sulawesi Selatan	1.557	1.557	1.557	1.557	1.557	1.557
Sulawesi Tenggara	2.969	2.969	2.969	2.969	2.969	2.969
Gorontalo	1.000	1.000	1.000	1.000	1.000	1.000
Sulawesi Barat	2.111	2.111	2.111	2.111	2.111	2.111
Maluku	1.322	1.322	1.322	1.322	1.322	1.322
Maluku Utara	1.397	1.397	1.397	1.397	1.397	1.397
Papua Barat	1.772	1.772	1.772	1.899	1.899	1.899
Papua	2.215	2.215	2.215	2.215	2.215	2.215
Nasional	1.378	1.381	1.384	1.394	1.399	1.400

Lanjutan Tabel 1.103

Provinsi	Juli	Agustus	September	Oktober	November	Desember	Rata-rata
(1)	(8)	(9)	(10)	(11)	(12)	(13)	(14)
Aceh	1.050	1.022	1.022	1.022	1.022	1.022	1.038
Sumatera Utara	2.000	2.000	2.000	2.000	2.000	2.000	1.958
Sumatera Barat	1.413	1.413	1.413	1.413	1.413	1.413	1.401
Riau	1.094	1.094	1.094	1.094	1.094	1.137	1.097
Jambi	1.588	1.595	1.675	1.675	1.675	1.675	1.618
Sumatera Selatan	1.125	1.125	1.125	1.188	1.188	1.250	1.141
Bengkulu	1.400	1.426	1.426	1.426	1.426	1.368	1.406
Lampung	1.018	1.018	1.018	1.018	1.018	1.018	990
Kep. Bangka Belitung	1.000	1.000	1.000	1.000	1.000	1.000	1.000
Kepulauan Riau	1.200	1.200	1.200	1.200	1.200	1.200	1.200
Jawa Barat	1.248	1.277	1.250	1.236	1.232	1.232	1.233
Jawa Tengah	671	674	675	681	684	692	665
D. I. Yogyakarta	1.160	1.160	1.160	1.160	1.160	1.160	1.159
Jawa Timur	947	948	952	956	952	955	941
Banten	1.432	1.432	1.432	1.432	1.432	1.432	1.440
Bali	1.660	1.660	1.597	1.597	1.597	1.610	1.650
Nusa Tenggara Barat	1.021	1.021	1.021	1.021	1.021	1.021	1.021
Nusa Tenggara Timur	1.025	1.025	1.025	1.025	1.025	1.065	1.008
Kalimantan Barat	1.014	1.014	1.014	1.014	1.014	1.014	1.014
Kalimantan Tengah	1.016	1.016	1.016	1.016	1.016	1.016	1.013
Kalimantan Selatan	1.000	1.000	1.000	1.000	1.000	1.000	1.000
Kalimantan Timur	2.850	2.850	2.850	2.850	2.850	2.850	2.850
Sulawesi Utara	1.341	1.341	1.341	1.341	1.341	1.341	1.327
Sulawesi Tengah	1.064	1.064	1.074	1.064	1.064	1.134	1.067
Sulawesi Selatan	1.557	1.557	1.557	1.557	1.557	1.557	1.557
Sulawesi Tenggara	2.969	2.969	2.969	2.969	2.969	2.969	2.969
Gorontalo	1.000	1.000	1.000	1.000	1.000	1.000	1.000
Sulawesi Barat	2.111	2.111	2.111	2.111	2.111	2.111	2.111
Maluku	1.322	1.322	1.322	1.322	1.322	1.322	1.322
Maluku Utara	1.397	1.397	1.397	1.397	1.397	1.397	1.397
Papua Barat	1.899	1.899	1.899	1.899	1.899	1.899	1.867
Papua	2.215	2.215	2.215	2.215	2.215	2.215	2.215
Nasional	1.400	1.401	1.402	1.403	1.403	1.409	1.396

Tabel 1.104
Harga Konsumen Perdesaan Kelompok Bahan Makanan, 2012
Garam Hancur (Rp/250 Gr)

Provinsi	Januari	Februari	Maret	April	Mei	Juni
(1)	(2)	(3)	(4)	(5)	(6)	(7)
Aceh	1.019	1.019	1.019	1.001	1.037	1.019
Sumatera Utara	1.131	1.147	1.147	1.178	1.241	1.272
Sumatera Barat	1.529	1.529	1.579	1.579	1.579	1.613
Riau	1.521	1.537	1.537	1.537	1.537	1.537
Jambi	1.612	1.612	1.612	1.612	1.612	1.581
Sumatera Selatan	879	905	905	924	924	985
Bengkulu	1.559	1.559	1.595	1.595	1.595	1.595
Lampung	1.542	1.591	1.591	1.591	1.591	1.591
Kep. Bangka Belitung	836	836	836	836	836	836
Kepulauan Riau	1.349	1.320	1.320	1.320	1.320	1.320
Jawa Barat	1.099	1.099	1.100	1.100	1.107	1.108
Jawa Tengah	1.263	1.294	1.289	1.324	1.316	1.336
D. I. Yogyakarta	1.257	1.257	1.257	1.257	1.257	1.257
Jawa Timur	1.017	1.018	1.024	1.022	1.022	1.022
Banten	1.376	1.376	1.376	1.398	1.436	1.436
Bali	1.243	1.243	1.243	1.243	1.254	1.264
Nusa Tenggara Barat	1.729	1.729	1.729	1.729	1.729	1.729
Nusa Tenggara Timur	1.229	1.229	1.252	1.252	1.252	1.252
Kalimantan Barat	952	979	1.011	1.011	1.011	1.014
Kalimantan Tengah	949	949	954	954	954	954
Kalimantan Selatan	1.097	1.097	1.097	1.097	1.124	1.124
Kalimantan Timur	1.493	1.493	1.493	1.503	1.517	1.517
Sulawesi Utara	1.073	1.078	1.078	1.078	1.101	1.124
Sulawesi Tengah	1.013	1.005	1.005	1.008	988	988
Sulawesi Selatan	1.747	1.747	1.747	1.747	1.747	1.747
Sulawesi Tenggara	1.566	1.566	1.598	1.598	1.598	1.598
Gorontalo	1.019	1.019	1.019	1.019	1.019	1.019
Sulawesi Barat	1.762	1.817	1.886	1.886	1.886	1.886
Maluku	1.115	1.115	1.134	1.134	1.134	1.115
Maluku Utara	1.576	1.576	1.576	1.576	1.576	1.486
Papua Barat	1.940	1.940	1.940	2.095	2.095	2.095
Papua	1.872	1.872	1.826	1.826	1.826	1.826
Nasional	1.324	1.330	1.337	1.345	1.351	1.351

Lanjutan Tabel 1.104

Provinsi	Juli	Agustus	September	Oktober	November	Desember	Rata-rata
(1)	(8)	(9)	(10)	(11)	(12)	(13)	(14)
Aceh	1.019	1.019	1.019	1.019	1.003	1.011	1.017
Sumatera Utara	1.335	1.335	1.335	1.352	1.352	1.415	1.270
Sumatera Barat	1.613	1.613	1.662	1.722	1.722	1.722	1.622
Riau	1.537	1.537	1.537	1.537	1.537	1.537	1.536
Jambi	1.581	1.581	1.581	1.612	1.612	1.612	1.601
Sumatera Selatan	985	985	985	985	985	985	953
Bengkulu	1.595	1.633	1.633	1.708	1.708	1.708	1.624
Lampung	1.738	1.835	1.884	1.957	1.957	1.957	1.736
Kep. Bangka Belitung	836	836	836	836	836	836	836
Kepulauan Riau	1.320	1.320	1.320	1.320	1.320	1.320	1.322
Jawa Barat	1.125	1.134	1.144	1.148	1.183	1.195	1.129
Jawa Tengah	1.347	1.355	1.364	1.379	1.379	1.381	1.336
D. I. Yogyakarta	1.257	1.257	1.257	1.257	1.301	1.258	1.261
Jawa Timur	1.022	1.022	1.025	1.025	1.028	1.029	1.023
Banten	1.436	1.436	1.452	1.565	1.603	1.603	1.458
Bali	1.264	1.264	1.262	1.262	1.262	1.258	1.255
Nusa Tenggara Barat	1.729	1.729	1.729	1.595	1.595	1.595	1.695
Nusa Tenggara Timur	1.252	1.252	1.252	1.252	1.252	1.252	1.248
Kalimantan Barat	1.014	1.014	1.014	1.014	1.014	1.014	1.005
Kalimantan Tengah	954	954	954	954	954	954	953
Kalimantan Selatan	1.124	1.129	1.129	1.129	1.129	1.129	1.117
Kalimantan Timur	1.517	1.517	1.479	1.479	1.479	1.479	1.497
Sulawesi Utara	1.147	1.247	1.247	1.247	1.247	1.247	1.160
Sulawesi Tengah	988	1.015	1.015	1.015	1.015	1.044	1.008
Sulawesi Selatan	1.899	2.010	2.010	2.010	2.010	2.010	1.869
Sulawesi Tenggara	1.598	1.598	1.598	1.598	1.598	1.598	1.593
Gorontalo	1.019	1.019	1.019	1.019	1.019	1.019	1.019
Sulawesi Barat	1.886	1.886	1.886	1.903	1.903	1.903	1.874
Maluku	1.115	1.115	1.115	1.127	1.127	1.127	1.123
Maluku Utara	1.486	1.486	1.486	1.522	1.607	1.607	1.547
Papua Barat	2.095	2.095	2.095	2.154	2.154	2.262	2.080
Papua	1.826	1.826	1.826	1.826	1.826	1.826	1.833
Nasional	1.364	1.377	1.380	1.392	1.398	1.403	1.363

Tabel 1.105
Harga Konsumen Perdesaan Kelompok Bahan Makanan, 2012
Kecap Manis (Rp/Botol)

Provinsi	Januari	Februari	Maret	April	Mei	Juni
(1)	(2)	(3)	(4)	(5)	(6)	(7)
Aceh	12.917	12.969	12.991	12.953	12.961	12.961
Sumatera Utara	10.564	10.564	10.564	10.718	10.866	10.883
Sumatera Barat	11.017	10.832	10.933	10.982	10.982	10.982
Riau	13.054	13.307	13.359	13.359	13.570	13.570
Jambi	8.360	8.322	8.554	8.478	8.478	8.516
Sumatera Selatan	11.929	11.929	12.042	12.052	12.052	12.292
Bengkulu	12.980	12.980	13.107	13.023	13.055	13.097
Lampung	13.188	13.562	13.569	13.569	13.677	13.731
Kep. Bangka Belitung	10.310	10.552	10.552	10.552	10.741	10.741
Kepulauan Riau	15.476	15.736	15.754	15.833	15.760	15.760
Jawa Barat	13.252	13.288	13.385	13.430	13.461	13.472
Jawa Tengah	12.199	12.247	12.326	12.355	12.530	12.590
D. I. Yogyakarta	11.228	11.230	11.290	11.343	11.343	11.343
Jawa Timur	13.887	13.920	13.971	14.040	14.051	14.203
Banten	14.823	14.864	15.135	15.197	15.197	15.197
Bali	10.073	10.078	10.078	10.078	10.078	10.187
Nusa Tenggara Barat	13.045	13.093	13.093	13.093	13.041	13.565
Nusa Tenggara Timur	15.052	15.052	15.161	15.349	15.528	15.528
Kalimantan Barat	13.689	14.008	13.732	13.749	13.779	13.812
Kalimantan Tengah	13.436	13.493	14.158	14.158	14.185	14.266
Kalimantan Selatan	12.088	12.088	12.088	12.104	12.137	12.137
Kalimantan Timur	17.421	17.353	17.308	17.358	17.074	16.851
Sulawesi Utara	14.675	14.703	14.703	14.703	15.003	15.003
Sulawesi Tengah	13.382	13.619	13.650	13.650	13.682	13.619
Sulawesi Selatan	12.130	12.130	12.130	12.130	12.130	12.130
Sulawesi Tenggara	13.873	13.925	13.932	14.106	14.123	14.124
Gorontalo	13.005	13.451	13.451	13.512	13.512	13.572
Sulawesi Barat	13.718	13.642	13.642	13.662	13.581	13.581
Maluku	14.549	14.805	15.120	15.171	15.171	15.251
Maluku Utara	15.636	15.613	15.613	15.566	15.589	15.613
Papua Barat	19.918	19.918	20.035	20.504	20.504	20.651
Papua	17.819	17.819	17.865	18.025	17.709	17.841
Nasional	13.397	13.472	13.540	13.588	13.611	13.658

Lanjutan Tabel 1.105

Provinsi	Juli	Agustus	September	Oktober	November	Desember	Rata-rata
(1)	(8)	(9)	(10)	(11)	(12)	(13)	(14)
Aceh	12.961	12.988	12.988	12.988	13.132	13.132	12.995
Sumatera Utara	10.916	10.987	11.018	11.018	11.018	11.081	10.850
Sumatera Barat	10.982	11.005	10.952	10.952	10.952	11.259	10.986
Riau	13.570	13.591	13.693	13.733	13.757	14.171	13.561
Jambi	8.479	8.535	8.553	8.572	8.553	9.017	8.535
Sumatera Selatan	12.292	12.326	12.395	12.412	12.446	12.446	12.218
Bengkulu	13.187	13.097	13.209	13.209	13.209	13.401	13.130
Lampung	13.753	13.830	13.875	13.958	13.970	14.060	13.728
Kep. Bangka Belitung	10.931	10.931	10.931	11.049	11.144	11.166	10.800
Kepulauan Riau	15.791	15.904	15.904	15.975	16.035	16.035	15.830
Jawa Barat	13.529	13.720	13.869	14.056	14.052	14.128	13.637
Jawa Tengah	12.803	12.914	13.037	13.084	13.110	13.054	12.687
D. I. Yogyakarta	11.357	11.416	11.052	11.105	11.505	11.638	11.321
Jawa Timur	14.416	14.513	14.555	14.593	14.973	15.033	14.346
Banten	15.321	15.321	15.402	15.219	15.225	15.225	15.177
Bali	10.250	10.290	10.327	10.363	10.363	10.448	10.218
Nusa Tenggara Barat	13.620	13.797	13.797	13.797	13.797	13.797	13.461
Nusa Tenggara Timur	15.102	15.325	15.281	15.281	15.506	15.506	15.306
Kalimantan Barat	13.857	13.924	13.947	14.076	14.076	14.124	13.898
Kalimantan Tengah	14.266	14.321	14.321	14.446	14.446	14.446	14.162
Kalimantan Selatan	12.137	12.219	12.219	12.219	12.219	12.219	12.156
Kalimantan Timur	17.255	17.300	17.390	17.435	17.480	17.480	17.309
Sulawesi Utara	15.158	15.158	15.158	15.288	15.288	15.301	15.011
Sulawesi Tengah	13.761	13.857	13.857	13.779	13.902	14.590	13.779
Sulawesi Selatan	12.226	12.226	12.226	12.226	12.235	12.324	12.187
Sulawesi Tenggara	14.174	14.174	14.208	14.240	14.307	14.291	14.123
Gorontalo	13.572	13.738	13.628	13.692	13.692	13.692	13.543
Sulawesi Barat	13.987	14.125	14.248	14.248	14.576	14.740	13.979
Maluku	15.251	15.092	15.092	15.166	15.219	15.219	15.092
Maluku Utara	15.684	15.727	15.900	16.532	16.532	16.619	15.885
Papua Barat	20.897	20.958	20.958	20.958	20.958	22.011	20.689
Papua	18.178	18.269	18.580	18.776	19.061	19.061	18.250
Nasional	13.739	13.799	13.830	13.889	13.961	14.085	13.714

Tabel 1.106
Harga Konsumen Perdesaan Kelompok Bahan Makanan, 2012
Bumbu Masak (Rp/Bungkus)

Provinsi	Januari	Februari	Maret	April	Mei	Juni
(1)	(2)	(3)	(4)	(5)	(6)	(7)
Aceh	2.341	2.341	2.341	2.341	2.330	2.330
Sumatera Utara	2.670	2.670	2.670	2.670	2.935	2.935
Sumatera Barat	2.703	2.703	2.703	2.703	2.703	2.703
Riau	2.815	2.832	2.832	2.832	2.874	2.874
Jambi	2.286	2.388	2.445	2.445	2.445	2.445
Sumatera Selatan	2.392	2.392	2.392	2.392	2.392	2.392
Bengkulu	2.788	2.788	2.788	2.788	2.788	2.788
Lampung	2.080	2.080	2.080	2.071	2.071	2.071
Kep. Bangka Belitung	2.275	2.275	2.275	2.275	2.286	2.286
Kepulauan Riau	3.409	3.409	3.447	3.561	3.484	3.484
Jawa Barat	2.532	2.535	2.541	2.613	2.641	2.630
Jawa Tengah	2.425	2.477	2.498	2.512	2.508	2.513
D. I. Yogyakarta	2.690	2.699	2.699	2.699	2.739	2.739
Jawa Timur	2.600	2.603	2.610	2.629	2.635	2.649
Banten	3.384	3.384	3.473	3.473	3.449	3.486
Bali	2.653	2.653	2.653	2.871	2.871	2.871
Nusa Tenggara Barat	3.135	3.135	3.135	3.135	3.135	3.215
Nusa Tenggara Timur	3.099	3.099	3.099	3.099	3.117	3.117
Kalimantan Barat	2.713	2.738	2.752	2.752	2.752	2.778
Kalimantan Tengah	2.999	2.999	3.010	3.010	3.066	3.066
Kalimantan Selatan	2.417	2.417	2.488	2.520	2.520	2.520
Kalimantan Timur	3.437	3.478	3.498	3.539	3.539	3.559
Sulawesi Utara	2.602	2.666	2.666	2.666	2.759	2.730
Sulawesi Tengah	2.402	2.416	2.453	2.522	2.529	2.521
Sulawesi Selatan	2.703	2.703	2.703	2.703	2.703	2.703
Sulawesi Tenggara	2.875	2.875	2.976	2.976	2.976	2.976
Gorontalo	2.950	2.950	3.107	3.107	3.107	3.107
Sulawesi Barat	2.210	2.217	2.217	2.217	2.217	2.217
Maluku	2.599	2.599	2.599	2.599	2.599	2.599
Maluku Utara	3.500	3.565	3.565	3.565	3.565	3.565
Papua Barat	3.572	3.572	3.735	3.735	3.735	3.735
Papua	3.803	3.904	3.884	3.884	3.844	3.844
Nasional	2.783	2.799	2.823	2.841	2.854	2.858

Lanjutan Tabel 1.106

Provinsi	Juli	Agustus	September	Oktober	November	Desember	Rata-rata
(1)	(8)	(9)	(10)	(11)	(12)	(13)	(14)
Aceh	2.330	2.330	2.330	2.330	2.311	2.311	2.331
Sumatera Utara	2.983	3.005	3.005	3.005	3.005	3.026	2.882
Sumatera Barat	2.703	2.703	2.710	2.710	2.710	2.755	2.709
Riau	2.874	2.874	2.935	3.008	3.008	3.008	2.897
Jambi	2.510	2.543	2.543	2.543	2.560	2.673	2.486
Sumatera Selatan	2.392	2.392	2.392	2.392	2.409	2.377	2.392
Bengkulu	2.788	2.788	2.788	2.788	2.788	2.788	2.788
Lampung	2.071	2.071	2.071	2.089	2.089	2.089	2.078
Kep. Bangka Belitung	2.286	2.286	2.286	2.286	2.322	2.322	2.288
Kepulauan Riau	3.484	3.408	3.408	3.408	3.408	3.408	3.443
Jawa Barat	2.633	2.640	2.645	2.645	2.639	2.656	2.612
Jawa Tengah	2.516	2.529	2.533	2.538	2.553	2.560	2.513
D. I. Yogyakarta	2.739	2.739	2.775	2.775	3.027	3.109	2.786
Jawa Timur	2.660	2.660	2.670	2.683	2.694	2.718	2.651
Banten	3.579	3.579	3.579	3.594	3.597	3.597	3.514
Bali	2.871	2.882	2.882	2.882	2.881	2.881	2.821
Nusa Tenggara Barat	3.215	3.215	3.215	3.215	3.215	3.215	3.181
Nusa Tenggara Timur	3.117	3.146	3.146	3.146	3.117	3.117	3.118
Kalimantan Barat	2.778	2.778	2.778	2.809	2.809	2.809	2.771
Kalimantan Tengah	3.066	3.066	3.066	3.066	3.066	3.066	3.046
Kalimantan Selatan	2.520	2.488	2.488	2.556	2.598	2.614	2.512
Kalimantan Timur	3.618	3.618	3.579	3.618	3.696	3.735	3.576
Sulawesi Utara	2.730	2.730	2.730	2.730	2.730	2.788	2.711
Sulawesi Tengah	2.495	2.490	2.518	2.518	2.518	2.564	2.495
Sulawesi Selatan	2.641	2.641	2.641	2.641	2.548	2.548	2.657
Sulawesi Tenggara	2.997	2.997	2.997	2.997	3.032	3.032	2.976
Gorontalo	3.107	3.107	3.107	3.107	3.057	3.057	3.072
Sulawesi Barat	2.217	2.217	2.217	2.217	2.217	2.217	2.217
Maluku	2.599	2.599	2.599	2.599	2.599	2.599	2.599
Maluku Utara	3.775	3.813	3.813	3.775	3.801	3.801	3.675
Papua Barat	3.735	3.813	3.813	3.813	3.813	4.003	3.756
Papua	3.870	3.870	3.890	3.890	3.890	3.890	3.872
Nasional	2.872	2.876	2.880	2.887	2.897	2.917	2.857

Tabel 1.107
Harga Konsumen Perdesaan Kelompok Bahan Makanan, 2012
Terasi Udang (Rp/Ons)

Provinsi	Januari	Februari	Maret	April	Mei	Juni
(1)	(2)	(3)	(4)	(5)	(6)	(7)
Aceh	2.496	2.496	2.480	2.497	2.563	2.579
Sumatera Utara	3.053	3.053	3.200	3.200	3.200	3.200
Sumatera Barat	1.841	1.841	1.841	1.841	1.841	1.841
Riau	2.359	2.359	2.359	2.359	2.310	2.310
Jambi	2.085	2.085	2.184	2.150	2.237	2.186
Sumatera Selatan	3.615	3.609	3.609	3.609	3.609	3.711
Bengkulu	2.745	2.745	2.824	2.824	2.824	2.824
Lampung	2.517	2.517	2.517	2.517	2.517	2.475
Kep. Bangka Belitung	4.395	4.582	4.676	4.769	4.899	4.899
Kepulauan Riau	3.257	3.257	3.257	3.372	3.257	3.257
Jawa Barat	2.449	2.439	2.446	2.446	2.453	2.450
Jawa Tengah	2.984	2.992	3.011	3.020	3.018	3.040
D. I. Yogyakarta	2.300	2.300	2.383	2.383	2.383	2.383
Jawa Timur	4.412	4.402	4.382	4.362	4.386	4.397
Banten	2.463	2.475	2.475	2.475	2.475	2.475
Bali	1.865	1.939	1.939	1.939	1.939	1.939
Nusa Tenggara Barat	3.530	3.480	3.430	3.430	3.480	3.480
Nusa Tenggara Timur	2.301	2.301	2.301	2.377	2.377	2.377
Kalimantan Barat	2.691	2.691	2.691	2.664	2.664	2.744
Kalimantan Tengah	2.554	2.554	2.564	2.564	2.590	2.590
Kalimantan Selatan	2.932	2.932	2.932	2.932	2.932	2.932
Kalimantan Timur	4.265	4.265	4.301	4.301	4.341	4.092
Sulawesi Utara	2.857	2.857	2.857	2.907	2.979	2.979
Sulawesi Tengah	2.724	2.724	2.724	2.724	2.784	2.784
Sulawesi Selatan	2.299	2.299	2.299	2.299	2.299	2.299
Sulawesi Tenggara	2.782	2.782	2.782	2.782	2.782	2.782
Gorontalo	3.574	3.574	3.574	3.574	3.574	3.574
Sulawesi Barat	2.844	2.844	2.777	2.777	2.777	2.777
Maluku	3.898	3.898	3.898	3.898	3.898	3.898
Maluku Utara	3.098	3.098	3.098	3.098	3.098	3.098
Papua Barat	6.339	6.339	6.339	6.429	6.429	6.429
Papua	4.136	4.136	4.290	4.290	4.381	4.381
Nasional	3.052	3.058	3.076	3.088	3.103	3.099

Lanjutan Tabel 1.107

Provinsi	Juli	Agustus	September	Oktober	November	Desember	Rata-rata
(1)	(8)	(9)	(10)	(11)	(12)	(13)	(14)
Aceh	2.579	2.579	2.579	2.579	2.703	2.703	2.569
Sumatera Utara	3.200	3.200	3.200	3.200	3.200	3.200	3.175
Sumatera Barat	1.841	2.010	2.010	2.010	2.010	2.010	1.911
Riau	2.310	2.310	2.359	2.359	2.359	2.407	2.347
Jambi	2.237	2.299	2.299	2.299	2.389	2.389	2.236
Sumatera Selatan	3.711	3.711	3.711	3.711	3.711	3.711	3.669
Bengkulu	2.824	2.824	2.824	2.824	2.824	2.824	2.811
Lampung	2.475	2.483	2.441	2.500	2.500	2.500	2.497
Kep. Bangka Belitung	4.899	4.899	5.003	5.003	5.003	5.003	4.836
Kepulauan Riau	3.257	3.257	3.257	3.257	3.257	3.257	3.267
Jawa Barat	2.467	2.467	2.517	2.534	2.534	2.550	2.479
Jawa Tengah	3.056	3.072	3.079	3.065	3.100	3.102	3.045
D. I. Yogyakarta	2.383	2.383	2.383	2.383	2.383	2.383	2.369
Jawa Timur	4.483	4.505	4.544	4.549	4.549	4.564	4.461
Banten	2.475	2.475	2.475	2.475	2.475	2.631	2.487
Bali	1.957	1.982	1.982	2.000	2.000	2.048	1.961
Nusa Tenggara Barat	3.465	3.465	3.465	3.506	3.478	3.451	3.472
Nusa Tenggara Timur	2.377	2.459	2.459	2.540	2.540	2.540	2.412
Kalimantan Barat	2.744	2.744	2.744	2.744	2.744	2.744	2.717
Kalimantan Tengah	2.590	2.590	2.590	2.590	2.616	2.616	2.584
Kalimantan Selatan	2.932	2.932	2.932	2.986	2.986	3.039	2.950
Kalimantan Timur	4.092	4.092	4.092	4.022	4.022	3.812	4.141
Sulawesi Utara	2.979	2.979	2.979	3.016	3.016	3.016	2.952
Sulawesi Tengah	3.001	3.001	3.001	3.001	3.001	2.913	2.865
Sulawesi Selatan	2.299	2.299	2.299	2.299	2.299	2.299	2.299
Sulawesi Tenggara	2.861	2.861	2.868	2.861	2.861	2.990	2.833
Gorontalo	3.574	3.574	3.574	3.574	3.574	3.574	3.574
Sulawesi Barat	2.777	2.777	2.777	2.777	2.777	2.777	2.788
Maluku	3.961	3.961	3.961	3.990	3.990	3.990	3.937
Maluku Utara	3.098	3.228	3.228	3.150	3.150	3.150	3.132
Papua Barat	6.429	6.429	6.429	6.429	6.520	6.520	6.421
Papua	4.560	4.560	4.560	4.653	4.653	4.813	4.451
Nasional	3.122	3.138	3.144	3.153	3.163	3.173	3.114

Tabel 1.108
Harga Konsumen Perdesaan Kelompok Bahan Makanan, 2012
Kemiri (Rp/Kg)

Provinsi	Januari	Februari	Maret	April	Mei	Juni
(1)	(2)	(3)	(4)	(5)	(6)	(7)
Aceh	18.547	18.547	18.312	19.055	19.184	19.295
Sumatera Utara	25.912	26.627	27.606	26.907	28.389	27.813
Sumatera Barat	21.491	19.879	19.695	20.155	19.695	20.616
Riau	14.472	14.472	14.472	14.472	14.472	14.472
Jambi	28.322	27.974	26.144	26.492	27.419	29.514
Sumatera Selatan	26.755	26.316	26.316	26.139	26.139	27.619
Bengkulu	18.250	18.250	17.381	17.381	17.381	17.381
Lampung	19.916	20.291	20.291	20.291	20.291	20.291
Kep. Bangka Belitung	28.444	28.444	27.986	27.527	27.794	27.794
Kepulauan Riau	28.043	28.043	28.043	28.762	28.043	28.043
Jawa Barat	31.357	31.529	31.769	31.938	31.895	32.482
Jawa Tengah	30.027	29.860	29.821	29.859	29.885	29.928
D. I. Yogyakarta	26.104	27.163	26.162	25.762	25.705	25.819
Jawa Timur	31.902	31.870	31.940	31.887	31.854	32.291
Banten	28.859	29.005	29.005	28.714	27.842	28.060
Bali	27.905	27.997	27.866	27.146	26.065	26.447
Nusa Tenggara Barat	25.425	26.008	24.682	24.682	25.743	25.743
Nusa Tenggara Timur	24.242	24.723	24.202	24.682	24.563	24.563
Kalimantan Barat	36.891	36.891	38.017	38.280	38.280	38.280
Kalimantan Tengah	22.194	23.188	23.983	23.983	23.983	23.983
Kalimantan Selatan	35.421	35.421	35.421	36.539	36.818	35.533
Kalimantan Timur	28.980	28.714	28.554	28.042	28.526	28.419
Sulawesi Utara	21.256	21.256	21.511	21.511	21.906	21.906
Sulawesi Tengah	26.271	27.320	27.749	27.392	28.329	27.570
Sulawesi Selatan	23.986	24.915	25.253	25.253	25.253	25.253
Sulawesi Tenggara	21.268	20.629	21.566	21.353	20.542	20.723
Gorontalo	35.313	38.639	37.194	37.014	34.928	34.581
Sulawesi Barat	31.134	31.435	31.995	31.995	31.062	30.596
Maluku	23.711	24.896	27.267	27.267	28.631	28.631
Maluku Utara	28.489	28.786	28.786	28.786	28.786	28.786
Papua Barat	29.983	29.983	29.983	30.399	30.399	29.434
Papua	28.588	29.574	29.259	29.259	29.259	28.674
Nasional	26.546	26.833	26.820	26.841	26.846	26.892

Lanjutan Tabel 1.108

Provinsi	Juli	Agustus	September	Oktober	November	Desember	Rata-rata
(1)	(8)	(9)	(10)	(11)	(12)	(13)	(14)
Aceh	19.295	19.401	19.401	19.401	18.950	19.093	19.040
Sumatera Utara	28.510	28.062	27.382	27.984	28.017	28.775	27.666
Sumatera Barat	20.616	19.695	19.695	19.695	19.695	20.145	20.089
Riau	14.472	14.472	14.472	14.657	15.082	15.641	14.635
Jambi	29.252	31.610	32.885	32.205	33.140	33.140	29.841
Sumatera Selatan	27.619	28.744	29.604	29.397	30.867	30.671	28.016
Bengkulu	17.381	17.381	17.381	17.381	17.381	17.381	17.526
Lampung	20.665	21.039	20.665	20.490	20.116	20.116	20.372
Kep. Bangka Belitung	27.794	27.794	27.794	27.794	27.794	27.794	27.896
Kepulauan Riau	28.043	28.043	28.043	28.043	28.043	28.043	28.103
Jawa Barat	32.456	32.718	32.508	32.508	32.474	32.990	32.219
Jawa Tengah	30.416	30.633	30.641	30.470	30.077	30.217	30.153
D. I. Yogyakarta	26.086	26.048	26.353	26.158	25.457	24.316	25.928
Jawa Timur	32.111	32.454	32.726	32.832	32.696	32.610	32.265
Banten	28.205	28.423	27.802	27.182	27.574	27.778	28.204
Bali	27.714	28.096	28.304	28.651	29.767	30.166	28.010
Nusa Tenggara Barat	26.701	27.784	28.597	28.304	27.500	29.927	26.758
Nusa Tenggara Timur	24.400	24.532	24.598	23.807	23.807	24.004	24.344
Kalimantan Barat	38.804	38.804	38.804	38.280	38.280	39.066	38.223
Kalimantan Tengah	24.262	24.262	24.262	24.262	24.262	24.262	23.907
Kalimantan Selatan	35.254	36.529	36.640	36.640	36.640	37.194	36.171
Kalimantan Timur	28.588	29.271	27.991	29.015	30.295	30.295	28.891
Sulawesi Utara	21.906	21.906	21.668	21.729	21.729	21.729	21.668
Sulawesi Tengah	28.016	27.517	28.834	28.834	28.341	30.031	28.017
Sulawesi Selatan	25.457	26.071	26.452	26.078	25.175	25.408	25.380
Sulawesi Tenggara	20.723	21.222	21.149	20.968	21.158	20.589	20.991
Gorontalo	34.755	35.624	35.624	34.108	32.127	33.734	35.303
Sulawesi Barat	31.333	31.794	31.794	30.412	30.412	31.517	31.290
Maluku	28.631	28.631	28.631	28.631	28.631	31.120	27.890
Maluku Utara	30.320	30.320	30.320	30.320	30.320	30.320	29.528
Papua Barat	29.434	30.263	30.263	29.456	29.456	28.746	29.817
Papua	29.391	29.391	29.391	29.065	29.065	29.358	29.190
Nasional	27.144	27.454	27.521	27.336	27.323	27.693	27.104

Tabel 1.109
Harga Konsumen Perdesaan Kelompok Bahan Makanan, 2012
Asam Jawa (Rp/Kg)

Provinsi	Januari	Februari	Maret	April	Mei	Juni
(1)	(2)	(3)	(4)	(5)	(6)	(7)
Aceh	12.438	12.693	12.693	12.817	12.817	12.817
Sumatera Utara	12.781	12.781	12.896	12.896	12.896	12.896
Sumatera Barat	9.850	10.103	10.103	10.103	10.103	10.103
Riau	11.824	11.824	11.824	11.824	11.824	11.824
Jambi	14.183	14.755	14.755	15.327	15.327	15.327
Sumatera Selatan	9.607	10.133	10.133	10.133	10.081	9.925
Bengkulu	9.328	9.328	9.328	10.064	10.064	9.573
Lampung	8.969	9.318	9.318	9.318	9.085	9.027
Kep. Bangka Belitung	13.233	13.538	14.215	14.215	14.215	14.215
Kepulauan Riau	7.979	8.169	8.169	8.549	8.169	8.169
Jawa Barat	11.692	11.782	11.982	11.890	12.074	11.967
Jawa Tengah	7.969	8.253	8.286	8.348	8.266	8.122
D. I. Yogyakarta	8.091	7.772	7.772	7.708	7.645	7.900
Jawa Timur	11.812	11.735	11.744	11.653	11.928	12.019
Banten	10.579	10.815	10.873	11.050	11.050	11.050
Bali	7.742	7.860	8.079	8.216	8.216	8.133
Nusa Tenggara Barat	7.691	8.076	8.480	8.657	8.657	8.657
Nusa Tenggara Timur	7.494	7.494	7.494	7.494	7.494	7.494
Kalimantan Barat	15.207	15.207	15.207	15.207	15.207	15.207
Kalimantan Tengah	17.563	17.943	18.399	18.399	18.779	18.779
Kalimantan Selatan	13.224	13.224	13.224	13.438	13.480	13.729
Kalimantan Timur	10.057	10.508	10.658	10.362	10.362	10.362
Sulawesi Utara	11.484	11.484	11.484	11.676	12.495	12.495
Sulawesi Tengah	13.832	14.666	14.666	15.246	15.246	15.987
Sulawesi Selatan	17.182	17.182	17.182	17.182	17.182	17.526
Sulawesi Tenggara	11.955	11.955	11.611	11.526	11.783	11.726
Gorontalo	12.189	12.189	12.189	12.189	11.763	12.351
Sulawesi Barat	13.535	13.854	13.328	13.328	13.328	13.505
Maluku	13.667	13.912	13.900	13.900	13.860	13.860
Maluku Utara	16.467	16.467	16.467	16.467	16.467	16.144
Papua Barat	15.820	14.867	15.344	14.391	14.391	14.391
Papua	18.271	18.271	18.271	18.271	18.271	18.271
Nasional	11.991	12.130	12.190	12.245	12.266	12.298

Lanjutan Tabel 1.109

Provinsi	Juli	Agustus	September	Oktober	November	Desember	Rata-rata
(1)	(8)	(9)	(10)	(11)	(12)	(13)	(14)
Aceh	12.773	12.549	12.549	12.549	12.446	12.446	12.632
Sumatera Utara	12.896	12.896	12.896	13.054	13.054	13.054	12.916
Sumatera Barat	10.103	10.103	10.103	10.103	10.103	10.103	10.082
Riau	11.824	12.001	12.001	12.001	12.001	12.001	11.898
Jambi	15.327	15.327	14.192	14.760	14.760	14.760	14.900
Sumatera Selatan	9.925	9.754	9.811	9.811	9.526	9.412	9.854
Bengkulu	9.573	9.573	9.573	9.573	9.573	9.573	9.594
Lampung	9.027	9.609	9.225	9.225	8.487	8.487	9.091
Kep. Bangka Belitung	14.215	14.215	14.215	14.215	14.215	14.215	14.076
Kepulauan Riau	8.169	8.169	8.169	8.169	8.169	8.169	8.184
Jawa Barat	12.054	12.144	12.144	12.099	12.033	12.253	12.009
Jawa Tengah	8.268	8.240	8.073	8.046	8.059	8.059	8.166
D. I. Yogyakarta	7.326	8.024	7.884	8.233	8.233	8.233	7.902
Jawa Timur	12.296	12.334	12.188	12.188	12.218	12.301	12.035
Banten	11.227	11.227	11.050	11.345	11.345	11.345	11.080
Bali	8.133	8.077	8.077	8.021	7.992	7.992	8.045
Nusa Tenggara Barat	8.831	8.831	8.831	9.272	9.272	9.673	8.744
Nusa Tenggara Timur	7.494	7.494	7.494	7.494	7.494	7.494	7.494
Kalimantan Barat	15.207	15.207	15.207	15.010	15.010	15.010	15.158
Kalimantan Tengah	18.976	18.976	18.976	19.052	19.381	19.381	18.717
Kalimantan Selatan	13.729	13.729	13.985	13.900	14.327	14.528	13.710
Kalimantan Timur	10.362	10.631	10.362	11.169	11.842	12.111	10.732
Sulawesi Utara	12.495	13.209	12.852	12.852	12.852	13.186	12.380
Sulawesi Tengah	16.311	17.609	17.006	17.078	17.189	17.189	16.002
Sulawesi Selatan	17.338	18.421	18.265	17.352	16.770	16.770	17.363
Sulawesi Tenggara	11.758	11.758	11.791	11.622	11.803	11.333	11.718
Gorontalo	12.351	12.351	12.351	12.351	12.351	12.351	12.248
Sulawesi Barat	13.627	13.871	13.627	13.627	13.374	13.096	13.509
Maluku	13.900	13.820	13.196	13.216	12.955	12.455	13.553
Maluku Utara	16.951	16.951	16.951	16.951	16.951	16.951	16.682
Papua Barat	14.867	15.344	15.344	14.256	14.256	14.968	14.853
Papua	18.271	18.271	18.271	18.271	18.271	18.271	18.271
Nasional	12.363	12.522	12.396	12.402	12.385	12.412	12.300

Tabel 1.110
Harga Konsumen Perdesaan Kelompok Bahan Makanan, 2012
Gula Merah (Rp/Kg)

Provinsi	Januari	Februari	Maret	April	Mei	Juni
(1)	(2)	(3)	(4)	(5)	(6)	(7)
Aceh	14.143	14.060	14.158	14.189	14.288	14.319
Sumatera Utara	16.232	16.232	16.117	16.117	16.376	16.405
Sumatera Barat	14.767	14.580	14.951	15.167	15.222	15.337
Riau	11.704	11.870	11.788	11.678	11.612	11.872
Jambi	10.701	11.200	11.276	11.787	11.787	12.808
Sumatera Selatan	13.569	13.484	13.441	14.129	14.557	14.857
Bengkulu	16.706	16.575	16.903	16.126	16.385	16.580
Lampung	13.130	13.071	13.160	14.159	14.309	14.592
Kep. Bangka Belitung	11.569	11.890	12.041	12.105	12.233	12.401
Kepulauan Riau	11.116	11.789	11.677	11.789	11.676	11.676
Jawa Barat	13.290	13.059	13.319	13.559	14.029	14.510
Jawa Tengah	10.366	10.517	10.619	11.027	11.492	12.162
D. I. Yogyakarta	13.299	12.873	12.841	13.299	13.682	14.182
Jawa Timur	9.861	10.056	10.241	10.635	11.095	11.605
Banten	12.408	12.520	12.575	12.559	12.559	12.726
Bali	13.126	13.059	13.059	13.306	13.472	13.605
Nusa Tenggara Barat	11.767	12.455	12.193	12.488	12.423	13.134
Nusa Tenggara Timur	14.333	14.278	14.278	14.679	14.882	15.686
Kalimantan Barat	12.281	12.470	12.470	12.678	12.630	12.538
Kalimantan Tengah	11.947	12.510	12.541	12.541	12.791	13.526
Kalimantan Selatan	13.214	13.336	13.285	13.575	13.551	13.741
Kalimantan Timur	15.939	16.188	16.188	16.290	16.087	16.516
Sulawesi Utara	10.981	11.166	11.583	12.142	12.701	13.767
Sulawesi Tengah	12.857	12.500	12.705	12.952	13.119	13.380
Sulawesi Selatan	10.919	11.020	11.698	11.770	12.178	12.322
Sulawesi Tenggara	13.490	14.036	14.164	13.972	14.068	14.096
Gorontalo	12.535	13.188	12.927	13.841	14.687	14.313
Sulawesi Barat	11.333	11.782	12.744	12.892	13.090	13.090
Maluku	10.861	11.225	11.468	11.988	11.988	11.836
Maluku Utara	15.972	16.156	16.156	16.247	16.247	16.615
Papua Barat	17.600	17.600	17.530	18.087	18.227	18.709
Papua	18.459	18.572	18.280	18.677	19.334	18.957
Nasional	13.140	13.291	13.387	13.639	13.837	14.121

Lanjutan Tabel 1.110

Provinsi	Juli	Agustus	September	Oktober	November	Desember	Rata-rata
(1)	(8)	(9)	(10)	(11)	(12)	(13)	(14)
Aceh	14.435	14.911	14.911	14.943	14.848	14.832	14.503
Sumatera Utara	16.405	16.535	16.466	16.677	16.840	17.005	16.451
Sumatera Barat	16.294	16.563	16.249	16.774	16.898	16.959	15.813
Riau	12.066	12.343	12.343	12.343	12.343	12.343	12.026
Jambi	12.948	13.540	13.575	13.504	13.557	13.451	12.511
Sumatera Selatan	15.151	15.276	15.359	15.194	15.277	15.235	14.627
Bengkulu	17.357	17.488	16.889	17.068	17.009	16.949	16.836
Lampung	15.373	16.266	15.150	15.367	15.146	15.201	14.577
Kep. Bangka Belitung	12.454	12.535	12.481	12.643	12.697	12.697	12.312
Kepulauan Riau	11.676	12.213	12.213	12.339	12.339	12.339	11.903
Jawa Barat	14.920	15.444	15.455	15.494	15.571	15.567	14.518
Jawa Tengah	12.495	12.658	12.557	12.332	12.340	12.351	11.743
D. I. Yogyakarta	14.610	14.772	14.340	13.827	14.570	14.085	13.865
Jawa Timur	11.869	12.023	12.058	11.939	12.161	12.111	11.304
Banten	12.948	13.833	13.365	13.833	13.417	13.795	13.045
Bali	14.178	14.649	14.699	14.566	14.799	14.640	13.930
Nusa Tenggara Barat	13.425	13.425	13.285	12.838	13.299	13.620	12.863
Nusa Tenggara Timur	15.686	15.686	14.882	15.012	15.532	16.701	15.136
Kalimantan Barat	12.728	13.089	12.856	13.208	13.020	13.168	12.761
Kalimantan Tengah	14.387	14.654	14.654	14.715	14.746	14.746	13.647
Kalimantan Selatan	14.074	14.540	14.913	15.215	15.215	15.493	14.179
Kalimantan Timur	16.765	16.931	16.399	16.096	16.475	16.399	16.356
Sulawesi Utara	14.345	14.798	14.596	14.431	14.679	15.010	13.350
Sulawesi Tengah	13.663	14.386	14.662	14.662	15.009	14.442	13.695
Sulawesi Selatan	12.744	12.851	12.053	11.526	12.248	12.840	12.014
Sulawesi Tenggara	14.761	14.871	14.685	14.660	14.606	14.088	14.291
Gorontalo	14.437	14.936	14.402	14.934	14.673	15.365	14.186
Sulawesi Barat	13.659	13.763	13.659	13.242	12.929	13.972	13.013
Maluku	11.263	10.908	10.638	10.434	10.776	11.092	11.206
Maluku Utara	17.303	17.303	17.303	16.768	17.444	17.896	16.784
Papua Barat	18.990	19.131	18.990	18.855	18.855	19.765	18.528
Papua	18.679	19.036	19.833	21.602	21.602	21.959	19.582
Nasional	14.440	14.730	14.560	14.595	14.716	14.879	14.111

Tabel 1.111
Harga Konsumen Perdesaan Kelompok Bahan Makanan, 2012
Ketumbar (Rp/Ons)

Provinsi	Januari	Februari	Maret	April	Mei	Juni
(1)	(2)	(3)	(4)	(5)	(6)	(7)
Aceh	2.393	2.393	2.393	2.416	2.443	2.443
Sumatera Utara	2.684	2.721	2.721	2.721	2.744	2.744
Sumatera Barat	3.755	3.755	3.755	3.525	3.525	3.702
Riau	3.127	3.206	3.206	3.366	3.366	3.394
Jambi	3.302	3.215	3.262	3.281	3.281	3.281
Sumatera Selatan	3.102	3.157	3.157	3.358	3.266	3.266
Bengkulu	5.716	5.716	5.716	5.716	5.716	5.716
Lampung	3.072	3.072	3.072	3.177	3.177	3.271
Kep. Bangka Belitung	3.692	3.692	3.731	3.654	3.700	3.700
Kepulauan Riau	4.262	3.964	3.964	4.064	3.964	3.964
Jawa Barat	2.998	2.998	2.998	2.916	2.984	2.971
Jawa Tengah	2.468	2.430	2.431	2.417	2.384	2.389
D. I. Yogyakarta	5.177	5.153	5.296	5.201	5.272	5.462
Jawa Timur	2.767	2.737	2.794	2.788	2.768	2.771
Banten	2.112	2.112	2.112	2.112	2.112	2.145
Bali	3.873	3.873	3.884	3.633	3.590	3.564
Nusa Tenggara Barat	3.856	3.856	3.808	3.808	3.893	3.924
Nusa Tenggara Timur	3.227	3.227	3.178	3.178	3.225	3.225
Kalimantan Barat	3.962	3.922	3.964	4.003	3.958	3.878
Kalimantan Tengah	4.646	4.405	4.445	4.445	4.445	4.445
Kalimantan Selatan	3.179	3.179	3.179	3.179	3.179	3.107
Kalimantan Timur	4.807	4.684	4.807	4.670	4.670	4.670
Sulawesi Utara	3.438	3.438	3.438	3.438	3.438	3.438
Sulawesi Tengah	3.356	3.285	3.228	3.218	3.395	3.175
Sulawesi Selatan	3.227	3.227	3.227	3.227	3.364	3.364
Sulawesi Tenggara	3.959	3.889	3.854	3.889	3.889	3.959
Gorontalo	3.519	3.519	3.797	3.733	3.733	3.733
Sulawesi Barat	3.000	2.982	2.982	2.982	2.982	2.866
Maluku	6.671	6.538	6.471	6.471	6.867	7.147
Maluku Utara	6.850	6.625	6.400	6.513	6.513	6.513
Papua Barat	6.890	7.054	6.901	6.809	6.809	6.611
Papua	5.355	5.355	5.355	5.355	5.233	5.233
Nasional	3.889	3.856	3.860	3.852	3.871	3.877

Lanjutan Tabel 1.111

Provinsi	Juli	Agustus	September	Oktober	November	Desember	Rata-rata
(1)	(8)	(9)	(10)	(11)	(12)	(13)	(14)
Aceh	2.443	2.526	2.526	2.526	2.506	2.534	2.462
Sumatera Utara	2.744	2.744	2.744	2.744	2.744	2.744	2.733
Sumatera Barat	3.702	3.751	3.726	3.726	3.692	3.736	3.696
Riau	3.394	3.394	3.366	3.366	3.366	3.394	3.329
Jambi	3.426	3.712	3.675	3.638	3.638	3.697	3.451
Sumatera Selatan	3.266	3.266	3.266	3.579	3.579	3.503	3.314
Bengkulu	5.716	5.716	5.716	5.716	5.716	5.716	5.716
Lampung	3.177	3.177	3.271	3.373	3.373	3.191	3.200
Kep. Bangka Belitung	3.700	3.655	3.745	3.745	3.835	3.835	3.724
Kepulauan Riau	3.964	3.964	3.964	3.964	3.964	3.964	3.997
Jawa Barat	2.957	3.241	3.227	3.225	3.225	3.171	3.076
Jawa Tengah	2.419	2.401	2.424	2.514	2.509	2.511	2.441
D. I. Yogyakarta	5.462	5.628	5.414	5.414	5.058	4.924	5.288
Jawa Timur	2.779	2.806	2.779	2.800	2.750	2.740	2.773
Banten	2.145	2.145	2.145	2.281	2.281	2.267	2.164
Bali	3.564	3.597	3.605	3.548	3.613	3.556	3.658
Nusa Tenggara Barat	3.848	3.848	3.848	3.923	3.977	3.977	3.881
Nusa Tenggara Timur	3.106	3.300	3.300	3.106	3.106	3.203	3.198
Kalimantan Barat	3.800	3.800	3.800	3.714	3.714	3.791	3.859
Kalimantan Tengah	4.273	4.273	4.353	4.353	4.393	4.393	4.406
Kalimantan Selatan	3.107	3.107	3.107	3.107	3.107	3.107	3.137
Kalimantan Timur	4.670	4.670	4.549	4.549	4.549	4.670	4.664
Sulawesi Utara	3.438	3.438	3.438	3.438	3.438	3.438	3.438
Sulawesi Tengah	3.352	3.547	3.575	3.608	3.769	3.634	3.428
Sulawesi Selatan	3.298	3.317	3.317	3.295	3.295	3.276	3.286
Sulawesi Tenggara	3.959	3.959	3.959	3.959	4.087	4.017	3.948
Gorontalo	3.771	3.771	3.708	3.771	3.771	3.142	3.664
Sulawesi Barat	2.866	2.992	2.992	2.992	2.992	2.992	2.968
Maluku	7.147	7.147	7.298	7.298	7.298	7.298	6.971
Maluku Utara	6.838	6.838	6.766	6.766	6.766	6.766	6.680
Papua Barat	6.687	6.763	6.687	6.687	6.800	6.220	6.743
Papua	5.233	5.233	5.233	5.233	5.233	5.181	5.269
Nasional	3.883	3.929	3.923	3.936	3.942	3.893	3.893

Tabel 1.112
Harga Konsumen Perdesaan Kelompok Bahan Makanan, 2012
Jinten (Rp/Ons)

Provinsi	Januari	Februari	Maret	April	Mei	Juni
(1)	(2)	(3)	(4)	(5)	(6)	(7)
Aceh	3.333	3.333	3.276	3.391	3.448	3.448
Sumatera Utara	4.403	4.403	4.555	4.555	4.555	4.555
Sumatera Barat	6.948	6.948	6.664	6.331	6.123	5.817
Riau	3.636	3.636	3.636	3.636	3.636	3.676
Jambi	4.528	4.301	4.395	4.488	4.488	4.488
Sumatera Selatan	4.900	4.900	4.900	4.900	4.900	5.100
Bengkulu	7.820	7.820	7.820	7.820	7.820	7.820
Lampung	3.563	3.563	3.563	3.919	3.919	4.115
Kep. Bangka Belitung	2.713	2.713	2.713	2.713	2.713	2.713
Kepulauan Riau	5.841	6.133	6.133	6.425	6.133	6.133
Jawa Barat	5.000	4.967	4.967	4.967	4.967	4.967
Jawa Tengah	3.774	3.762	3.801	3.786	3.912	3.786
D. I. Yogyakarta	3.201	3.201	3.041	3.193	3.193	3.193
Jawa Timur	4.235	4.303	4.303	4.359	4.337	4.291
Banten	3.637	3.637	3.637	3.637	3.637	3.637
Bali	3.164	3.323	3.403	3.403	3.403	3.403
Nusa Tenggara Barat	4.428	4.391	4.142	4.142	4.453	4.453
Nusa Tenggara Timur	2.765	2.765	2.765	2.765	2.820	2.820
Kalimantan Barat	5.065	5.065	5.065	5.065	5.065	5.065
Kalimantan Tengah	6.010	6.010	6.061	6.061	6.061	6.061
Kalimantan Selatan	6.375	6.375	6.375	6.375	6.375	5.875
Kalimantan Timur	6.356	6.592	6.592	6.592	6.592	6.592
Sulawesi Utara	4.356	4.356	4.356	4.356	4.494	4.494
Sulawesi Tengah	4.467	4.611	4.631	4.631	4.929	4.737
Sulawesi Selatan	2.731	2.731	2.731	2.731	2.731	2.731
Sulawesi Tenggara	4.588	4.683	4.683	4.715	4.557	4.525
Gorontalo	5.296	5.296	5.757	5.526	5.526	5.526
Sulawesi Barat	5.000	5.250	5.250	5.250	5.250	5.004
Maluku	8.122	8.395	8.463	8.669	9.357	9.729
Maluku Utara	7.135	7.135	6.769	6.952	6.769	6.495
Papua Barat	6.521	6.521	6.521	6.369	6.520	6.520
Papua	7.750	7.750	6.975	6.975	6.781	6.781
Nasional	4.927	4.965	4.936	4.959	4.983	4.955

Lanjutan Tabel 1.112

Provinsi	Juli	Agustus	September	Oktober	November	Desember	Rata-rata
(1)	(8)	(9)	(10)	(11)	(12)	(13)	(14)
Aceh	3.448	3.501	3.501	3.501	3.475	3.449	3.425
Sumatera Utara	4.555	4.555	4.555	4.555	4.555	4.555	4.530
Sumatera Barat	6.108	6.719	6.047	6.047	6.047	5.563	6.280
Riau	3.676	3.676	3.636	3.636	3.636	3.516	3.636
Jambi	4.645	4.878	4.878	4.878	4.981	4.981	4.661
Sumatera Selatan	5.100	5.355	5.034	5.034	5.285	5.285	5.058
Bengkulu	7.820	7.820	7.820	7.820	7.820	7.820	7.820
Lampung	4.115	4.115	4.320	4.104	3.899	3.899	3.924
Kep. Bangka Belitung	2.848	3.124	3.280	3.280	3.280	3.280	2.947
Kepulauan Riau	6.133	6.133	6.133	6.133	6.133	6.133	6.133
Jawa Barat	5.002	5.002	4.988	4.988	4.988	4.988	4.983
Jawa Tengah	3.753	3.786	4.089	4.089	3.994	4.287	3.901
D. I. Yogyakarta	3.193	3.193	3.193	3.193	3.193	3.236	3.185
Jawa Timur	4.280	4.327	4.327	4.338	4.338	4.391	4.319
Banten	3.637	3.637	3.637	3.637	3.637	3.637	3.637
Bali	3.556	3.556	3.556	3.556	3.556	3.556	3.453
Nusa Tenggara Barat	4.541	4.541	4.541	4.541	4.655	4.655	4.457
Nusa Tenggara Timur	2.820	2.820	2.820	2.820	2.820	2.820	2.802
Kalimantan Barat	5.065	5.065	5.318	5.318	5.318	5.259	5.144
Kalimantan Tengah	6.061	6.061	6.061	6.061	6.061	6.061	6.052
Kalimantan Selatan	5.875	6.000	6.000	6.000	6.000	6.000	6.135
Kalimantan Timur	7.220	7.220	7.477	7.267	7.319	7.372	6.932
Sulawesi Utara	4.494	4.494	4.494	4.494	4.494	4.494	4.448
Sulawesi Tengah	4.848	4.944	4.944	4.944	4.944	4.623	4.771
Sulawesi Selatan	2.731	2.731	2.731	2.731	2.731	2.731	2.731
Sulawesi Tenggara	4.525	4.525	4.525	4.525	4.525	4.663	4.587
Gorontalo	5.499	5.499	5.499	5.499	5.499	5.302	5.477
Sulawesi Barat	5.250	5.250	5.250	5.250	5.250	5.250	5.209
Maluku	9.729	9.729	9.894	9.894	9.894	9.894	9.314
Maluku Utara	6.495	6.495	6.495	6.495	6.495	6.495	6.685
Papua Barat	6.520	7.100	7.100	6.866	7.158	6.720	6.703
Papua	7.007	7.007	7.007	7.007	7.007	7.202	7.104
Nasional	5.017	5.089	5.098	5.078	5.093	5.066	5.014

Tabel 1.113
Harga Konsumen Perdesaan Kelompok Bahan Makanan, 2012
Kerupuk (Rp/Kg)

Provinsi	Januari	Februari	Maret	April	Mei	Juni
(1)	(2)	(3)	(4)	(5)	(6)	(7)
Aceh	12.622	12.622	12.657	12.745	12.784	12.784
Sumatera Utara	12.965	13.038	13.038	13.038	13.135	13.401
Sumatera Barat	15.168	15.168	15.278	15.075	15.075	15.446
Riau	15.803	15.846	15.904	15.947	15.947	16.413
Jambi	18.372	18.771	18.954	19.136	19.337	19.520
Sumatera Selatan	20.593	20.593	20.740	20.740	20.740	20.740
Bengkulu	21.433	21.433	21.577	21.577	21.729	21.729
Lampung	15.214	15.375	15.407	15.407	15.504	15.696
Kep. Bangka Belitung	22.865	23.158	23.360	23.360	23.360	23.360
Kepulauan Riau	21.722	22.658	22.908	23.095	22.908	22.908
Jawa Barat	14.132	14.216	14.266	14.389	14.372	14.405
Jawa Tengah	15.396	15.530	15.646	15.868	15.865	15.819
D. I. Yogyakarta	13.429	13.429	13.429	13.694	13.606	13.635
Jawa Timur	15.771	15.781	15.908	15.914	15.992	16.192
Banten	13.538	13.722	13.795	13.924	13.942	14.016
Bali	14.285	14.304	14.233	14.161	14.268	14.551
Nusa Tenggara Barat	13.526	13.526	13.752	13.720	13.720	13.720
Nusa Tenggara Timur	13.999	13.999	13.999	14.226	14.615	14.615
Kalimantan Barat	14.800	14.800	14.800	14.837	14.980	15.055
Kalimantan Tengah	18.783	18.870	18.870	18.870	19.241	19.241
Kalimantan Selatan	14.927	15.032	15.136	15.352	15.352	15.424
Kalimantan Timur	20.003	19.933	20.213	20.903	21.821	22.078
Sulawesi Utara	14.972	14.972	14.972	14.972	15.478	15.478
Sulawesi Tengah	11.871	11.808	12.318	12.448	12.540	12.540
Sulawesi Selatan	11.313	11.313	11.313	11.313	11.625	11.625
Sulawesi Tenggara	13.211	13.297	13.297	13.388	13.615	13.615
Gorontalo	14.126	14.672	14.895	14.895	14.895	14.895
Sulawesi Barat	11.573	11.717	11.717	11.717	11.717	11.717
Maluku	16.875	16.875	16.728	16.728	16.728	17.389
Maluku Utara	18.619	18.667	18.667	18.667	18.667	18.762
Papua Barat	20.222	20.106	20.208	19.446	19.446	19.271
Papua	18.604	18.763	19.215	19.215	19.215	19.215
Nasional	15.960	16.062	16.162	16.211	16.319	16.414

Lanjutan Tabel 1.113

Provinsi	Juli	Agustus	September	Oktober	November	Desember	Rata-rata
(1)	(8)	(9)	(10)	(11)	(12)	(13)	(14)
Aceh	12.784	12.784	12.869	12.869	12.837	12.806	12.763
Sumatera Utara	13.522	13.715	13.813	13.865	13.865	13.971	13.447
Sumatera Barat	15.289	15.393	15.716	15.716	15.775	15.882	15.415
Riau	16.220	16.241	16.627	16.734	16.734	16.734	16.263
Jambi	19.465	19.505	19.541	19.900	20.025	19.917	19.370
Sumatera Selatan	20.704	20.905	20.905	21.544	21.544	21.338	20.924
Bengkulu	22.331	22.572	22.331	22.451	22.572	22.572	22.025
Lampung	15.696	15.664	15.888	16.256	16.288	16.256	15.721
Kep. Bangka Belitung	23.360	24.087	23.445	23.445	23.445	23.445	23.391
Kepulauan Riau	23.032	23.032	22.961	22.961	22.961	23.023	22.847
Jawa Barat	14.328	14.545	14.551	14.651	14.645	14.706	14.434
Jawa Tengah	16.025	16.280	16.243	16.025	15.970	16.055	15.894
D. I. Yogyakarta	13.753	13.782	13.900	13.900	14.105	14.105	13.731
Jawa Timur	16.241	16.472	16.512	16.674	16.665	16.633	16.230
Banten	14.240	14.163	14.090	13.924	13.924	13.924	13.934
Bali	15.069	15.069	15.052	14.998	14.998	15.045	14.670
Nusa Tenggara Barat	13.862	13.862	13.862	13.862	13.862	13.994	13.772
Nusa Tenggara Timur	15.283	15.283	15.283	15.283	15.283	15.447	14.776
Kalimantan Barat	15.257	15.257	15.180	15.145	15.064	15.064	15.020
Kalimantan Tengah	19.702	19.888	19.888	19.888	20.274	20.274	19.482
Kalimantan Selatan	15.544	15.953	15.881	15.881	15.881	15.881	15.520
Kalimantan Timur	22.298	22.629	22.629	22.629	23.585	23.585	21.859
Sulawesi Utara	15.590	15.590	15.832	15.999	15.999	15.999	15.488
Sulawesi Tengah	12.694	12.964	13.103	13.053	13.053	12.989	12.615
Sulawesi Selatan	11.888	12.172	12.172	12.172	12.652	12.788	11.862
Sulawesi Tenggara	13.615	13.615	13.615	13.615	13.587	13.613	13.507
Gorontalo	14.895	14.895	14.895	14.895	14.895	14.895	14.812
Sulawesi Barat	11.842	11.780	11.780	11.780	11.904	11.717	11.747
Maluku	17.829	18.101	18.389	18.374	18.538	18.795	17.612
Maluku Utara	18.762	18.762	18.762	18.675	18.675	18.805	18.707
Papua Barat	19.470	19.968	19.819	19.923	19.765	19.711	19.779
Papua	20.267	20.770	21.935	21.461	21.461	21.461	20.132
Nasional	16.589	16.741	16.796	16.830	16.901	16.920	16.492

Tabel 1.114
Harga Konsumen Perdesaan Kelompok Bahan Makanan, 2012
Emping (Rp/Kg)

Provinsi	Januari	Februari	Maret	April	Mei	Juni
(1)	(2)	(3)	(4)	(5)	(6)	(7)
Aceh	34.712	34.801	34.638	34.401	34.996	35.542
Sumatera Utara	34.600	35.397	35.397	35.397	35.993	35.993
Sumatera Barat	32.500	33.142	33.142	33.444	32.901	33.402
Riau	31.527	33.162	33.336	33.336	32.932	32.808
Jambi	33.516	32.617	33.925	33.598	34.566	34.320
Sumatera Selatan	27.925	28.487	28.487	28.487	28.487	28.487
Bengkulu	37.068	37.068	37.068	37.068	37.068	37.068
Lampung	28.245	28.544	28.436	28.436	28.436	28.436
Kep. Bangka Belitung	32.864	32.864	32.864	32.864	32.864	32.864
Kepulauan Riau	35.875	36.247	36.495	36.743	36.743	36.743
Jawa Barat	30.383	30.447	30.078	29.952	30.560	30.799
Jawa Tengah	26.950	26.966	27.037	27.470	27.888	28.168
D. I. Yogyakarta	24.925	23.633	24.709	27.040	27.040	27.638
Jawa Timur	28.838	29.163	29.331	29.679	30.123	30.831
Banten	26.630	26.749	26.808	27.224	27.224	27.224
Bali	27.700	27.700	27.895	27.992	28.526	28.769
Nusa Tenggara Barat	31.387	31.387	31.387	31.387	31.387	31.387
Nusa Tenggara Timur	28.125	28.125	28.125	28.125	28.125	28.125
Kalimantan Barat	30.560	30.768	30.768	30.768	30.901	31.026
Kalimantan Tengah	36.500	36.667	36.835	36.835	36.925	38.166
Kalimantan Selatan	34.714	34.714	34.714	34.525	35.092	35.716
Kalimantan Timur	38.978	39.039	39.647	39.137	39.337	39.616
Sulawesi Utara	36.478	36.478	36.478	36.478	36.478	36.478
Sulawesi Tengah	37.145	37.145	39.649	39.649	39.649	39.649
Sulawesi Selatan	36.437	37.348	39.172	39.172	39.172	39.172
Sulawesi Tenggara	34.426	34.426	34.426	34.426	34.426	34.426
Gorontalo	31.538	31.538	31.538	31.538	31.538	31.538
Sulawesi Barat	25.929	27.072	27.072	27.072	27.072	29.627
Maluku	34.517	34.517	34.517	34.517	34.517	34.517
Maluku Utara	33.125	33.125	33.125	33.125	33.125	33.125
Papua Barat	36.000	36.000	36.000	39.000	39.000	39.000
Papua	38.777	36.838	38.283	38.283	38.979	38.979
Nasional	32.465	32.568	32.856	33.037	33.190	33.426

Lanjutan Tabel 1.114

Provinsi	Juli	Agustus	September	Oktober	November	Desember	Rata-rata
(1)	(8)	(9)	(10)	(11)	(12)	(13)	(14)
Aceh	35.389	37.688	37.896	38.048	37.718	37.570	36.117
Sumatera Utara	35.635	36.231	36.231	36.231	35.897	35.897	35.741
Sumatera Barat	33.402	33.603	33.653	33.653	33.653	33.653	33.346
Riau	33.271	33.618	33.560	33.271	33.581	33.801	33.184
Jambi	34.402	35.469	35.469	35.634	36.455	36.290	34.688
Sumatera Selatan	30.496	31.139	31.139	31.709	31.338	31.338	29.793
Bengkulu	37.068	39.142	39.142	40.111	40.111	40.802	38.232
Lampung	28.436	29.179	29.179	29.303	29.197	29.303	28.761
Kep. Bangka Belitung	33.228	34.159	34.159	34.159	34.159	34.904	33.496
Kepulauan Riau	36.743	37.364	36.806	36.806	37.418	37.785	36.814
Jawa Barat	31.271	31.658	32.070	31.798	31.819	31.904	31.061
Jawa Tengah	28.729	29.447	29.394	28.707	28.505	27.702	28.080
D. I. Yogyakarta	28.170	27.638	26.310	26.035	25.687	25.055	26.157
Jawa Timur	30.638	31.387	30.923	30.697	30.584	30.463	30.221
Banten	27.462	27.402	27.700	27.165	27.462	27.462	27.209
Bali	28.614	28.565	28.759	28.548	28.812	28.067	28.329
Nusa Tenggara Barat	31.387	31.387	31.387	31.387	31.387	31.387	31.387
Nusa Tenggara Timur	28.125	28.125	28.125	28.125	28.125	28.125	28.125
Kalimantan Barat	32.217	33.547	34.648	34.268	34.268	34.268	32.334
Kalimantan Tengah	38.586	39.847	39.847	39.847	39.381	39.803	38.270
Kalimantan Selatan	35.841	36.340	36.215	36.215	36.902	35.592	35.548
Kalimantan Timur	40.234	42.707	42.538	41.976	42.370	42.932	40.709
Sulawesi Utara	36.478	36.478	36.478	36.478	36.478	36.478	36.478
Sulawesi Tengah	41.631	41.631	41.631	41.988	41.988	41.988	40.312
Sulawesi Selatan	41.907	45.809	45.809	45.809	45.809	45.809	41.786
Sulawesi Tenggara	34.426	34.426	34.426	34.426	34.426	34.426	34.426
Gorontalo	31.538	31.538	31.538	31.538	31.538	31.538	31.538
Sulawesi Barat	29.627	30.524	30.524	30.524	30.524	30.524	28.841
Maluku	34.517	34.517	34.517	34.517	34.517	34.517	34.517
Maluku Utara	33.125	33.125	33.125	33.125	33.125	33.125	33.125
Papua Barat	39.000	40.800	40.800	40.589	42.150	45.101	39.453
Papua	38.979	38.979	40.371	38.876	39.431	39.431	38.850
Nasional	33.768	34.484	34.512	34.424	34.526	34.595	33.654

Tabel 1.115
Harga Konsumen Perdesaan Kelompok Bahan Makanan, 2012
Bahan Agar-agar (Rp/Bungkus)

Provinsi	Januari	Februari	Maret	April	Mei	Juni
(1)	(2)	(3)	(4)	(5)	(6)	(7)
Aceh	2.997	2.997	2.997	2.984	2.984	2.984
Sumatera Utara	2.387	2.387	2.387	2.387	2.418	2.449
Sumatera Barat	2.962	2.962	2.962	2.962	2.962	2.962
Riau	3.385	3.255	3.255	3.255	3.255	3.255
Jambi	2.240	2.455	2.526	2.578	2.578	2.578
Sumatera Selatan	2.878	2.878	2.878	2.918	2.918	2.918
Bengkulu	2.377	2.377	2.377	2.377	2.377	2.377
Lampung	2.000	2.000	2.000	2.000	2.000	2.000
Kep. Bangka Belitung	2.607	2.607	2.607	2.607	2.607	2.607
Kepulauan Riau	2.167	2.239	2.239	2.456	2.456	2.456
Jawa Barat	1.793	1.832	1.847	1.847	1.845	1.847
Jawa Tengah	2.145	2.149	2.156	2.164	2.165	2.179
D. I. Yogyakarta	1.590	1.590	1.590	1.590	1.590	1.594
Jawa Timur	1.870	1.855	1.868	1.884	1.893	1.881
Banten	1.750	1.750	1.797	1.830	1.830	1.830
Bali	2.076	2.092	2.092	2.092	2.092	2.158
Nusa Tenggara Barat	1.778	1.778	1.778	1.778	1.778	1.778
Nusa Tenggara Timur	2.482	2.482	2.482	2.482	2.595	2.595
Kalimantan Barat	2.450	2.450	2.517	2.517	2.564	2.564
Kalimantan Tengah	2.259	2.285	2.433	2.433	2.479	2.479
Kalimantan Selatan	1.924	1.973	1.973	1.973	1.973	1.973
Kalimantan Timur	2.735	2.849	2.849	2.948	2.873	2.930
Sulawesi Utara	1.801	1.817	1.817	1.817	1.852	1.852
Sulawesi Tengah	2.140	2.173	2.173	2.206	2.206	2.206
Sulawesi Selatan	1.972	1.972	2.001	2.001	2.001	2.070
Sulawesi Tenggara	2.113	2.113	2.113	2.167	2.151	2.151
Gorontalo	1.620	1.620	1.620	1.620	1.620	1.720
Sulawesi Barat	2.078	2.078	2.025	2.025	2.078	2.078
Maluku	2.455	2.559	2.611	2.611	2.559	2.559
Maluku Utara	3.167	3.111	3.111	3.111	3.111	3.111
Papua Barat	3.000	3.000	3.000	3.000	3.000	3.000
Papua	2.733	2.870	2.968	2.968	2.836	2.836
Nasional	2.310	2.330	2.345	2.362	2.364	2.374

Lanjutan Tabel 1.115

Provinsi	Juli	Agustus	September	Oktober	November	Desember	Rata-rata
(1)	(8)	(9)	(10)	(11)	(12)	(13)	(14)
Aceh	2.984	3.077	3.077	3.077	3.077	3.077	3.026
Sumatera Utara	2.512	2.512	2.512	2.512	2.512	2.543	2.460
Sumatera Barat	2.962	2.962	2.962	2.962	2.962	2.962	2.962
Riau	3.255	3.255	3.320	3.385	3.385	3.385	3.304
Jambi	2.578	2.774	2.774	2.774	2.774	2.774	2.617
Sumatera Selatan	2.918	2.933	2.933	2.968	3.039	3.039	2.935
Bengkulu	2.377	2.483	2.483	2.483	2.483	2.483	2.421
Lampung	2.049	2.073	2.073	2.095	2.095	2.095	2.040
Kep. Bangka Belitung	2.607	2.607	2.607	2.607	2.607	2.607	2.607
Kepulauan Riau	2.456	2.456	2.456	2.456	2.456	2.456	2.395
Jawa Barat	1.850	1.836	1.872	1.872	1.887	1.887	1.851
Jawa Tengah	2.194	2.200	2.200	2.200	2.200	2.204	2.179
D. I. Yogyakarta	1.594	1.594	1.612	1.612	1.630	1.630	1.602
Jawa Timur	1.878	1.907	1.907	1.911	1.912	1.930	1.891
Banten	1.830	1.830	1.830	1.830	1.838	1.798	1.812
Bali	2.158	2.189	2.189	2.250	2.327	2.327	2.170
Nusa Tenggara Barat	1.778	1.778	1.909	1.909	1.909	1.909	1.822
Nusa Tenggara Timur	2.595	2.595	2.595	2.595	2.595	2.595	2.557
Kalimantan Barat	2.564	2.564	2.564	2.564	2.564	2.564	2.538
Kalimantan Tengah	2.479	2.528	2.528	2.484	2.484	2.484	2.446
Kalimantan Selatan	1.973	1.978	1.978	1.978	1.978	2.000	1.973
Kalimantan Timur	2.930	3.094	3.176	3.176	3.176	3.176	2.993
Sulawesi Utara	1.852	1.852	1.873	1.923	1.923	1.923	1.858
Sulawesi Tengah	2.206	2.206	2.176	2.206	2.206	2.206	2.193
Sulawesi Selatan	2.148	2.198	2.198	2.198	2.198	2.213	2.098
Sulawesi Tenggara	2.156	2.199	2.199	2.199	2.199	2.199	2.163
Gorontalo	1.720	1.720	1.720	1.720	1.720	1.720	1.678
Sulawesi Barat	2.078	2.078	2.078	2.078	2.078	2.078	2.069
Maluku	2.559	2.559	2.559	2.611	2.611	2.611	2.572
Maluku Utara	3.111	3.151	3.151	3.231	3.231	3.231	3.152
Papua Barat	3.000	3.179	3.179	3.134	3.134	3.134	3.063
Papua	2.836	2.836	2.836	2.836	2.836	2.836	2.852
Nasional	2.381	2.413	2.423	2.432	2.438	2.440	2.384

Tabel 2.1
Harga Konsumen Perdesaan Kelompok Makanan Jadi, 2012
Roti Tawar (Rp/200 Gr)

Provinsi	Januari	Februari	Maret	April	Mei	Juni
(1)	(2)	(3)	(4)	(5)	(6)	(7)
Aceh	6.192	6.192	6.244	6.270	6.270	6.207
Sumatera Utara	7.738	7.738	7.738	7.738	8.067	8.067
Sumatera Barat	6.856	6.856	6.856	6.856	6.856	6.856
Riau	5.602	5.602	5.602	5.602	5.522	5.522
Jambi	5.429	5.429	5.429	5.429	5.429	5.348
Sumatera Selatan	6.563	6.563	6.563	6.563	6.563	6.563
Bengkulu	7.400	7.400	7.400	7.400	7.572	7.572
Lampung	6.143	6.143	6.143	6.143	6.143	6.143
Kep. Bangka Belitung	5.938	5.938	6.007	6.007	6.007	6.007
Kepulauan Riau	6.333	6.333	6.333	6.333	6.333	6.333
Jawa Barat	6.550	6.516	6.522	6.522	6.522	6.555
Jawa Tengah	5.674	5.739	5.739	5.756	5.756	5.767
D. I. Yogyakarta	6.043	6.043	6.043	6.043	6.043	6.043
Jawa Timur	5.254	5.263	5.277	5.260	5.269	5.308
Banten	6.123	6.123	6.123	6.123	6.123	6.123
Bali	5.444	5.444	5.483	5.483	5.483	5.483
Nusa Tenggara Barat	6.745	6.745	6.745	6.745	6.745	6.745
Nusa Tenggara Timur	5.444	5.444	5.444	5.444	5.505	5.505
Kalimantan Barat	6.894	6.894	6.957	6.957	7.071	7.071
Kalimantan Tengah	6.584	6.584	6.584	6.584	6.584	6.584
Kalimantan Selatan	4.592	4.592	4.592	4.592	4.592	4.592
Kalimantan Timur	9.480	9.586	9.796	9.912	9.912	9.912
Sulawesi Utara	6.978	7.459	7.459	7.459	7.700	7.700
Sulawesi Tengah	6.904	7.042	7.042	7.042	7.042	7.042
Sulawesi Selatan	6.100	6.100	6.100	6.100	6.100	6.100
Sulawesi Tenggara	7.899	7.899	7.899	7.899	7.899	7.899
Gorontalo	6.569	6.569	6.569	6.569	6.569	6.569
Sulawesi Barat	6.437	6.437	6.437	6.437	6.437	6.437
Maluku	8.814	8.814	8.814	9.115	9.115	9.190
Maluku Utara	10.174	10.174	10.174	10.174	10.174	10.174
Papua Barat	10.408	10.408	10.408	10.616	10.616	10.616
Papua	12.699	12.699	12.840	12.840	12.840	12.840
Nasional	6.938	6.961	6.980	7.000	7.027	7.027

Lanjutan Tabel 2.1

Provinsi	Juli	Agustus	September	Oktober	November	Desember	Rata-rata
(1)	(8)	(9)	(10)	(11)	(12)	(13)	(14)
Aceh	6.271	6.399	6.399	6.399	6.399	6.442	6.307
Sumatera Utara	8.067	8.217	8.217	8.217	8.217	8.217	8.020
Sumatera Barat	6.856	7.013	7.013	7.013	7.013	7.013	6.921
Riau	5.522	5.522	5.522	5.522	5.800	5.800	5.595
Jambi	5.672	5.672	5.672	5.834	5.996	6.239	5.631
Sumatera Selatan	6.563	6.563	6.563	6.563	6.563	6.563	6.563
Bengkulu	7.572	7.572	7.572	7.572	7.572	7.572	7.515
Lampung	6.143	6.143	6.143	6.307	6.307	6.307	6.184
Kep. Bangka Belitung	6.007	6.133	6.133	6.133	6.133	6.133	6.048
Kepulauan Riau	6.333	6.333	6.333	6.333	6.333	6.333	6.333
Jawa Barat	6.639	6.674	6.674	6.708	6.708	6.708	6.608
Jawa Tengah	5.828	5.859	5.902	5.902	5.923	5.947	5.816
D. I. Yogyakarta	6.043	6.043	6.043	6.043	6.043	6.043	6.043
Jawa Timur	5.356	5.366	5.423	5.450	5.469	5.483	5.348
Banten	6.213	6.574	6.574	6.574	6.574	6.574	6.318
Bali	5.483	5.491	5.499	5.616	5.616	5.616	5.512
Nusa Tenggara Barat	6.806	6.806	6.806	6.806	6.869	6.869	6.786
Nusa Tenggara Timur	5.505	5.505	5.505	5.505	5.505	5.505	5.485
Kalimantan Barat	7.071	7.185	7.185	7.185	7.185	7.311	7.081
Kalimantan Tengah	6.584	6.743	6.743	6.743	6.743	6.743	6.650
Kalimantan Selatan	4.592	4.592	4.592	4.592	4.655	4.655	4.602
Kalimantan Timur	9.912	9.912	9.912	9.912	10.122	10.122	9.874
Sulawesi Utara	7.700	7.700	7.941	7.941	7.941	7.941	7.660
Sulawesi Tengah	7.042	7.042	7.042	7.042	7.110	7.110	7.042
Sulawesi Selatan	6.100	6.100	6.161	6.161	6.239	6.334	6.141
Sulawesi Tenggara	7.899	7.899	7.899	7.899	7.899	7.899	7.899
Gorontalo	6.569	6.569	6.804	6.804	6.804	6.804	6.648
Sulawesi Barat	6.437	6.437	6.437	6.437	6.437	6.569	6.448
Maluku	9.264	9.264	9.264	9.264	9.264	9.264	9.120
Maluku Utara	10.174	10.174	10.174	10.174	10.174	10.174	10.174
Papua Barat	10.616	11.253	11.253	11.253	11.253	11.253	10.829
Papua	12.840	12.840	12.840	12.840	13.095	13.197	12.868
Nasional	7.052	7.112	7.132	7.148	7.186	7.211	7.065

Tabel 2.2
Harga Konsumen Perdesaan Kelompok Makanan Jadi, 2012
Gado-gado (Rp/Porsi)

Provinsi	Januari	Februari	Maret	April	Mei	Juni
(1)	(2)	(3)	(4)	(5)	(6)	(7)
Aceh	5.075	5.075	5.075	5.172	5.172	5.172
Sumatera Utara	6.000	6.000	6.000	6.000	6.490	6.612
Sumatera Barat	7.240	7.240	7.240	7.240	7.240	7.240
Riau	6.154	6.154	6.154	6.154	6.213	6.213
Jambi	6.050	6.050	6.050	6.050	6.050	6.260
Sumatera Selatan	5.982	5.982	5.982	5.982	5.982	6.082
Bengkulu	5.000	5.000	5.000	5.000	5.000	5.000
Lampung	4.845	5.130	5.130	5.130	5.130	5.130
Kep. Bangka Belitung	7.389	7.389	7.389	7.389	7.389	7.389
Kepulauan Riau	6.250	6.579	6.798	6.889	6.889	6.889
Jawa Barat	4.217	4.217	4.217	4.217	4.217	4.217
Jawa Tengah	4.792	4.851	4.890	4.890	4.909	4.930
D. I. Yogyakarta	4.625	4.625	4.625	4.625	4.875	4.875
Jawa Timur	4.325	4.325	4.325	4.380	4.380	4.408
Banten	4.273	4.273	4.273	4.273	4.273	4.273
Bali	3.448	3.448	3.448	3.448	3.448	3.448
Nusa Tenggara Barat	4.417	4.417	4.417	4.417	4.605	4.605
Nusa Tenggara Timur	7.286	7.286	7.286	7.286	7.349	7.349
Kalimantan Barat	6.000	6.000	5.902	5.607	5.607	5.902
Kalimantan Tengah	6.137	6.137	6.137	6.137	6.137	6.137
Kalimantan Selatan	4.919	4.919	4.919	4.919	4.919	4.919
Kalimantan Timur	9.959	9.959	9.959	10.031	10.031	10.031
Sulawesi Utara	5.333	5.531	5.531	5.531	5.728	5.728
Sulawesi Tengah	5.821	5.964	6.000	6.114	6.220	6.220
Sulawesi Selatan	5.917	5.917	5.917	5.917	5.917	5.917
Sulawesi Tenggara	7.785	7.785	8.049	8.049	8.049	8.049
Gorontalo	7.250	7.250	7.250	7.369	7.369	7.369
Sulawesi Barat	7.250	7.250	7.250	7.250	7.250	7.250
Maluku	8.040	8.040	8.280	8.280	8.280	8.280
Maluku Utara	6.185	6.185	6.627	6.627	6.627	6.754
Papua Barat	9.250	9.500	9.500	9.500	9.500	9.500
Papua	7.714	8.416	8.416	8.416	8.566	8.566
Nasional	6.091	6.153	6.189	6.196	6.244	6.272

Lanjutan Tabel 2.2

Provinsi	Juli	Agustus	September	Oktober	November	Desember	Rata-rata
(1)	(8)	(9)	(10)	(11)	(12)	(13)	(14)
Aceh	5.214	5.214	5.214	5.214	5.214	5.214	5.169
Sumatera Utara	6.612	6.612	6.612	6.612	6.612	6.612	6.398
Sumatera Barat	7.240	7.240	7.240	7.240	7.240	7.240	7.240
Riau	6.213	6.213	6.213	6.331	6.331	6.331	6.223
Jambi	6.260	6.366	6.523	6.523	6.523	6.523	6.269
Sumatera Selatan	6.182	6.182	6.182	6.281	6.381	6.381	6.132
Bengkulu	5.054	5.054	5.054	5.054	5.054	5.377	5.054
Lampung	5.130	5.130	5.130	5.130	5.130	5.415	5.130
Kep. Bangka Belitung	7.389	7.389	7.389	7.389	7.389	7.389	7.389
Kepulauan Riau	6.889	6.889	6.889	6.889	6.889	6.889	6.802
Jawa Barat	4.217	4.217	4.217	4.217	4.217	4.251	4.219
Jawa Tengah	4.989	4.989	5.077	5.077	5.097	5.097	4.966
D. I. Yogyakarta	4.875	5.250	5.250	5.512	5.512	5.512	5.014
Jawa Timur	4.436	4.436	4.436	4.462	4.501	4.501	4.410
Banten	4.273	4.273	4.318	4.318	4.318	4.318	4.288
Bali	3.448	3.448	3.448	3.448	3.448	3.670	3.467
Nusa Tenggara Barat	4.699	4.699	4.699	4.699	4.699	4.699	4.589
Nusa Tenggara Timur	7.349	7.349	7.349	7.349	7.349	7.349	7.328
Kalimantan Barat	5.902	6.009	6.337	6.337	6.337	6.337	6.023
Kalimantan Tengah	6.137	6.137	6.137	6.137	6.137	6.137	6.137
Kalimantan Selatan	4.919	4.919	4.919	4.919	4.919	4.919	4.919
Kalimantan Timur	10.031	10.163	10.163	10.427	10.427	10.427	10.134
Sulawesi Utara	5.728	5.728	5.728	5.728	5.728	5.955	5.665
Sulawesi Tengah	6.150	6.150	6.150	6.150	6.150	6.254	6.112
Sulawesi Selatan	5.917	5.917	6.051	6.051	6.121	6.284	5.987
Sulawesi Tenggara	8.049	8.181	8.181	8.181	8.181	8.313	8.071
Gorontalo	7.369	7.369	7.369	7.369	7.369	7.369	7.339
Sulawesi Barat	7.250	7.250	7.698	7.698	7.698	7.698	7.399
Maluku	8.396	8.396	8.396	8.629	8.629	8.629	8.356
Maluku Utara	6.943	6.943	6.943	6.943	6.943	6.943	6.722
Papua Barat	9.500	9.500	9.735	9.735	9.981	9.981	9.598
Papua	8.727	8.727	8.727	8.727	8.727	8.727	8.538
Nasional	6.296	6.323	6.368	6.399	6.414	6.461	6.284

Tabel 2.3
Harga Konsumen Perdesaan Kelompok Makanan Jadi, 2012
Biskuit (Rp/250 Gr)

Provinsi	Januari	Februari	Maret	April	Mei	Juni
(1)	(2)	(3)	(4)	(5)	(6)	(7)
Aceh	12.540	12.574	12.574	12.574	12.574	12.574
Sumatera Utara	12.916	12.916	12.916	13.364	14.111	14.111
Sumatera Barat	11.711	11.711	11.711	11.711	11.711	11.711
Riau	14.590	14.590	14.590	14.650	14.798	15.051
Jambi	11.380	11.380	11.474	11.474	11.474	11.660
Sumatera Selatan	18.551	18.551	18.551	18.551	18.551	18.551
Bengkulu	25.314	25.314	25.314	25.314	25.314	25.314
Lampung	16.390	16.160	16.160	16.160	16.160	16.160
Kep. Bangka Belitung	19.194	19.194	19.194	19.194	19.194	19.194
Kepulauan Riau	15.061	15.061	15.061	15.362	15.362	15.362
Jawa Barat	17.478	17.572	17.352	17.352	17.352	17.352
Jawa Tengah	13.883	13.936	13.943	13.966	13.996	14.040
D. I. Yogyakarta	15.057	15.057	15.057	15.057	15.057	15.057
Jawa Timur	13.341	13.335	13.341	13.341	13.346	13.341
Banten	12.667	12.667	12.667	12.885	12.885	12.885
Bali	14.636	14.809	14.809	14.809	14.809	14.809
Nusa Tenggara Barat	18.906	19.015	19.015	19.015	19.015	19.015
Nusa Tenggara Timur	18.205	18.552	18.552	18.684	18.817	18.817
Kalimantan Barat	14.318	14.318	14.318	14.318	14.394	14.394
Kalimantan Tengah	16.330	16.382	16.382	16.382	16.382	16.382
Kalimantan Selatan	13.444	13.444	13.444	13.444	13.556	13.556
Kalimantan Timur	23.784	23.784	23.784	23.827	23.827	23.827
Sulawesi Utara	13.859	13.859	13.859	13.859	13.950	13.950
Sulawesi Tengah	14.170	14.170	14.170	14.410	14.410	14.570
Sulawesi Selatan	13.638	13.638	14.045	14.045	14.045	14.045
Sulawesi Tenggara	12.889	12.889	12.889	12.889	12.889	12.889
Gorontalo	12.821	12.821	12.821	12.821	12.821	12.821
Sulawesi Barat	15.852	15.852	15.852	15.906	16.168	16.168
Maluku	22.729	22.729	22.729	22.729	22.729	22.729
Maluku Utara	22.453	22.453	22.453	22.453	22.453	23.134
Papua Barat	20.938	20.938	20.938	20.938	20.938	20.938
Papua	25.033	25.033	25.033	25.033	25.033	25.033
Nasional	16.377	16.397	16.406	16.454	16.504	16.545

Lanjutan Tabel 2.3

Provinsi	Juli	Agustus	September	Oktober	November	Desember	Rata-rata
(1)	(8)	(9)	(10)	(11)	(12)	(13)	(14)
Aceh	12.574	12.603	12.603	12.603	12.573	12.573	12.579
Sumatera Utara	14.111	14.111	14.111	14.111	14.111	14.111	13.750
Sumatera Barat	11.711	11.711	11.711	11.711	11.711	11.711	11.711
Riau	14.988	15.051	15.121	15.121	15.121	15.121	14.899
Jambi	11.755	11.755	11.755	11.944	11.944	12.134	11.677
Sumatera Selatan	19.261	19.261	19.261	19.261	19.261	19.261	18.906
Bengkulu	25.314	25.963	25.963	25.963	25.963	25.963	25.585
Lampung	16.160	16.160	16.160	16.160	16.552	16.552	16.245
Kep. Bangka Belitung	19.267	19.561	19.561	19.561	19.635	20.003	19.396
Kepulauan Riau	15.362	15.362	15.362	15.756	15.756	15.756	15.386
Jawa Barat	17.358	17.486	17.524	17.524	17.524	17.540	17.451
Jawa Tengah	14.230	14.739	14.769	14.769	14.792	14.825	14.324
D. I. Yogyakarta	15.057	15.242	15.242	15.242	15.242	15.242	15.134
Jawa Timur	13.511	13.783	13.719	13.688	13.713	13.775	13.519
Banten	12.885	12.885	12.885	12.885	12.885	12.885	12.831
Bali	14.756	14.898	14.748	14.786	14.786	14.786	14.787
Nusa Tenggara Barat	19.015	19.015	19.015	19.285	19.285	19.285	19.073
Nusa Tenggara Timur	18.817	18.817	18.817	18.817	19.079	19.079	18.754
Kalimantan Barat	14.465	14.523	14.523	14.523	14.523	14.523	14.429
Kalimantan Tengah	16.382	16.751	16.882	16.882	16.882	16.882	16.575
Kalimantan Selatan	13.556	13.556	14.025	14.025	14.025	14.025	13.675
Kalimantan Timur	23.951	24.901	24.943	24.984	24.943	24.943	24.291
Sulawesi Utara	14.000	14.000	14.000	14.000	14.000	14.000	13.945
Sulawesi Tengah	14.650	14.650	14.650	14.729	14.729	14.793	14.508
Sulawesi Selatan	14.045	14.155	14.155	14.155	14.155	14.155	14.023
Sulawesi Tenggara	12.889	12.889	12.834	12.889	12.889	12.889	12.884
Gorontalo	12.821	12.821	12.821	12.821	12.821	12.821	12.821
Sulawesi Barat	16.168	16.900	16.900	16.900	16.900	16.900	16.372
Maluku	23.037	23.037	23.037	23.037	23.037	23.037	22.883
Maluku Utara	23.134	23.134	23.134	23.134	23.134	23.134	22.850
Papua Barat	20.938	20.938	20.938	20.938	20.938	20.938	20.938
Papua	25.116	25.197	25.432	25.917	25.917	25.917	25.308
Nasional	16.603	16.746	16.769	16.816	16.838	16.861	16.610

Tabel 2.4
Harga Konsumen Perdesaan Kelompok Makanan Jadi, 2012
Bubur Kacang Hijau (Rp/Porsi)

Provinsi	Januari	Februari	Maret	April	Mei	Juni
(1)	(2)	(3)	(4)	(5)	(6)	(7)
Aceh	3.678	3.678	3.678	3.678	3.678	3.738
Sumatera Utara	3.813	3.813	3.813	3.813	3.813	3.813
Sumatera Barat	4.116	4.116	4.116	4.116	4.116	4.116
Riau	5.429	5.429	5.429	5.429	5.429	5.571
Jambi	2.648	2.648	2.648	2.648	2.754	2.754
Sumatera Selatan	3.000	3.000	3.000	3.000	3.000	3.000
Bengkulu	3.741	3.741	3.741	3.741	3.741	3.741
Lampung	4.171	4.171	4.171	4.171	4.171	4.171
Kep. Bangka Belitung	6.667	6.667	6.667	6.667	6.667	6.667
Kepulauan Riau	4.859	4.859	4.859	5.062	5.062	5.062
Jawa Barat	3.137	3.137	3.137	3.137	3.162	3.162
Jawa Tengah	2.716	2.753	2.772	2.793	2.793	2.812
D. I. Yogyakarta	2.689	2.689	2.689	2.689	2.689	2.776
Jawa Timur	2.811	2.857	2.881	2.926	2.926	2.938
Banten	3.625	3.625	3.625	3.625	3.625	3.625
Bali	2.727	2.727	2.727	2.727	2.727	2.687
Nusa Tenggara Barat	4.400	4.400	4.400	4.400	4.400	4.694
Nusa Tenggara Timur	5.775	5.775	5.775	5.775	6.136	6.136
Kalimantan Barat	4.354	4.354	4.762	4.762	4.762	4.762
Kalimantan Tengah	4.125	4.125	4.125	4.125	4.290	4.290
Kalimantan Selatan	2.948	2.948	2.948	2.948	2.948	2.948
Kalimantan Timur	4.403	4.403	4.403	4.403	4.403	4.403
Sulawesi Utara	4.263	4.263	4.263	4.263	4.263	4.263
Sulawesi Tengah	3.928	3.928	3.928	3.928	3.928	3.928
Sulawesi Selatan	4.781	4.781	4.781	4.781	4.781	4.781
Sulawesi Tenggara	3.429	3.429	3.429	3.429	3.429	3.429
Gorontalo	2.083	2.083	2.083	2.083	2.083	2.083
Sulawesi Barat	3.000	3.000	3.000	3.000	3.000	3.000
Maluku	7.219	7.219	7.219	7.219	7.219	7.219
Maluku Utara	5.875	5.875	5.875	5.875	5.875	5.875
Papua Barat	6.800	6.800	6.800	6.800	6.800	6.800
Papua	7.351	7.351	7.351	7.351	7.351	7.351
Nasional	4.205	4.208	4.222	4.230	4.251	4.269

Lanjutan Tabel 2.4

Provinsi	Juli	Agustus	September	Oktober	November	Desember	Rata-rata
(1)	(8)	(9)	(10)	(11)	(12)	(13)	(14)
Aceh	3.738	3.738	3.738	3.738	3.792	3.792	3.722
Sumatera Utara	3.813	3.813	3.813	3.813	3.813	3.813	3.813
Sumatera Barat	4.116	4.116	4.116	4.116	4.116	4.116	4.116
Riau	5.571	5.571	5.571	5.571	5.571	5.571	5.512
Jambi	2.754	2.754	2.754	2.754	2.754	2.874	2.729
Sumatera Selatan	3.000	3.000	3.000	3.000	3.000	3.000	3.000
Bengkulu	3.741	3.741	3.741	3.741	3.741	3.741	3.741
Lampung	4.171	4.171	4.171	4.291	4.398	4.398	4.219
Kep. Bangka Belitung	6.667	6.667	6.667	6.667	6.667	6.667	6.667
Kepulauan Riau	5.062	5.062	5.062	5.062	5.062	5.062	5.011
Jawa Barat	3.162	3.162	3.162	3.175	3.200	3.175	3.159
Jawa Tengah	2.841	2.850	2.850	2.850	2.850	2.859	2.812
D. I. Yogyakarta	2.776	2.776	2.860	2.860	2.860	2.860	2.768
Jawa Timur	2.960	2.960	2.960	2.971	2.971	2.971	2.928
Banten	3.625	3.625	3.545	3.545	3.545	3.545	3.598
Bali	2.687	2.687	2.687	2.687	2.687	2.687	2.704
Nusa Tenggara Barat	4.694	4.694	4.694	4.694	4.694	4.694	4.571
Nusa Tenggara Timur	6.136	6.136	6.136	6.136	6.136	6.136	6.016
Kalimantan Barat	4.762	4.762	4.762	4.762	4.762	4.762	4.694
Kalimantan Tengah	4.290	4.290	4.290	4.290	4.290	4.290	4.235
Kalimantan Selatan	2.948	3.051	3.051	3.051	3.051	3.051	2.991
Kalimantan Timur	4.403	4.501	4.501	4.501	4.501	4.501	4.444
Sulawesi Utara	4.263	4.263	4.263	4.263	4.263	4.263	4.263
Sulawesi Tengah	3.928	3.928	3.928	4.181	4.181	4.395	4.009
Sulawesi Selatan	4.781	4.781	4.781	4.781	4.781	4.781	4.781
Sulawesi Tenggara	3.429	3.429	3.429	3.429	3.429	3.429	3.429
Gorontalo	2.083	2.083	2.083	2.083	2.083	2.083	2.083
Sulawesi Barat	3.000	3.000	3.000	3.000	3.000	3.000	3.000
Maluku	7.219	7.219	7.219	7.219	7.219	7.219	7.219
Maluku Utara	5.875	5.875	5.875	5.875	5.875	5.875	5.875
Papua Barat	6.800	6.800	6.800	6.800	6.800	6.800	6.800
Papua	7.351	7.351	7.351	7.351	7.351	7.351	7.351
Nasional	4.270	4.277	4.277	4.289	4.295	4.305	4.258

Tabel 2.5
Harga Konsumen Perdesaan Kelompok Makanan Jadi, 2012
Mie Bakso (Rp/Porsi)

Provinsi	Januari	Februari	Maret	April	Mei	Juni
(1)	(2)	(3)	(4)	(5)	(6)	(7)
Aceh	7.563	7.563	7.563	7.604	7.604	7.604
Sumatera Utara	7.058	7.058	7.181	7.181	7.181	7.181
Sumatera Barat	7.615	7.615	7.688	7.688	7.833	7.833
Riau	8.234	8.391	8.391	8.469	8.547	8.547
Jambi	8.001	8.001	8.088	8.088	8.088	8.009
Sumatera Selatan	7.000	7.000	7.000	7.000	7.000	7.000
Bengkulu	7.205	7.205	7.205	7.205	7.205	7.205
Lampung	6.854	6.937	6.937	6.937	6.937	6.937
Kep. Bangka Belitung	9.143	9.143	9.143	9.143	9.143	9.143
Kepulauan Riau	8.429	8.429	8.429	8.724	8.724	8.724
Jawa Barat	6.322	6.405	6.405	6.405	6.405	6.426
Jawa Tengah	5.715	5.759	5.759	5.779	5.791	5.785
D. I. Yogyakarta	5.583	5.583	5.583	5.583	5.583	5.625
Jawa Timur	4.679	4.704	4.729	4.729	4.748	4.735
Banten	6.154	6.308	6.346	6.346	6.346	6.423
Bali	3.938	4.000	4.058	4.058	4.058	4.058
Nusa Tenggara Barat	6.286	6.286	6.286	6.286	6.286	6.429
Nusa Tenggara Timur	7.162	7.162	7.162	7.162	7.211	7.211
Kalimantan Barat	9.500	9.500	9.500	9.741	9.741	9.861
Kalimantan Tengah	7.727	7.818	7.818	7.818	7.818	7.818
Kalimantan Selatan	6.192	6.346	6.498	6.498	6.498	6.498
Kalimantan Timur	9.496	9.496	9.601	9.601	9.601	9.601
Sulawesi Utara	7.063	7.063	7.159	7.254	7.254	7.254
Sulawesi Tengah	9.000	9.417	9.417	9.417	9.667	9.667
Sulawesi Selatan	7.583	7.583	7.583	7.583	7.583	7.583
Sulawesi Tenggara	8.800	8.800	8.800	8.800	8.800	8.800
Gorontalo	8.214	8.214	8.214	8.214	8.214	8.368
Sulawesi Barat	7.700	7.486	7.486	7.486	7.486	7.486
Maluku	9.293	9.293	9.579	9.579	9.579	9.579
Maluku Utara	10.200	10.200	10.200	10.200	10.200	10.200
Papua Barat	9.778	9.778	9.778	9.778	10.222	10.222
Papua	10.440	10.440	10.440	10.559	10.656	10.656
Nasional	7.623	7.656	7.688	7.716	7.750	7.765

Lanjutan Tabel 2.5

Provinsi	Juli	Agustus	September	Oktober	November	Desember	Rata-rata
(1)	(8)	(9)	(10)	(11)	(12)	(13)	(14)
Aceh	7.643	7.643	7.683	7.683	7.683	7.834	7.639
Sumatera Utara	7.181	7.252	7.252	7.252	7.252	7.252	7.190
Sumatera Barat	7.833	7.833	7.833	7.833	7.833	7.910	7.779
Riau	8.547	8.547	8.876	8.876	8.876	8.958	8.605
Jambi	8.088	8.131	8.250	8.408	8.488	8.488	8.177
Sumatera Selatan	7.000	7.000	7.000	7.171	7.171	7.171	7.043
Bengkulu	7.205	7.295	7.295	7.295	7.295	7.475	7.258
Lampung	6.937	7.019	7.019	7.109	7.109	7.192	6.994
Kep. Bangka Belitung	9.143	9.143	9.143	9.143	9.143	9.143	9.143
Kepulauan Riau	8.724	8.724	8.724	8.724	8.724	8.724	8.650
Jawa Barat	6.426	6.448	6.490	6.533	6.554	6.596	6.451
Jawa Tengah	5.836	5.906	5.912	5.937	5.956	5.987	5.843
D. I. Yogyakarta	5.708	5.708	5.789	5.789	5.789	6.072	5.700
Jawa Timur	4.761	4.797	4.809	4.821	4.839	4.851	4.767
Banten	6.423	6.577	6.577	6.577	6.577	6.672	6.444
Bali	4.058	4.058	4.174	4.174	4.174	4.241	4.087
Nusa Tenggara Barat	6.429	6.571	6.571	6.571	6.571	6.571	6.429
Nusa Tenggara Timur	7.211	7.211	7.211	7.311	7.311	7.311	7.220
Kalimantan Barat	9.861	9.861	10.042	10.042	10.042	10.042	9.811
Kalimantan Tengah	7.818	8.089	8.089	8.089	8.089	8.089	7.924
Kalimantan Selatan	6.498	6.569	6.569	6.569	6.569	6.569	6.490
Kalimantan Timur	9.704	9.704	9.910	9.910	9.910	9.910	9.704
Sulawesi Utara	7.445	7.445	7.445	7.445	7.636	7.636	7.341
Sulawesi Tengah	9.667	9.667	9.667	9.833	9.833	9.833	9.590
Sulawesi Selatan	7.583	7.583	7.700	7.700	7.700	7.700	7.622
Sulawesi Tenggara	8.932	8.932	8.968	8.968	8.968	9.039	8.884
Gorontalo	8.368	8.368	8.368	8.368	8.368	8.368	8.304
Sulawesi Barat	7.486	7.486	7.486	7.582	7.582	7.582	7.528
Maluku	9.579	9.579	9.579	9.579	9.579	9.579	9.531
Maluku Utara	10.296	10.296	10.296	10.296	10.296	10.296	10.248
Papua Barat	10.222	10.556	10.556	10.556	11.275	11.635	10.363
Papua	10.656	10.656	10.656	10.656	10.656	10.656	10.594
Nasional	7.790	7.833	7.873	7.900	7.933	7.981	7.792

Tabel 2.6
Harga Konsumen Perdesaan Kelompok Makanan Jadi, 2012
Makanan Ringan Anak-anak (Rp/Bungkus)

Provinsi	Januari	Februari	Maret	April	Mei	Juni
(1)	(2)	(3)	(4)	(5)	(6)	(7)
Aceh	962	962	976	989	989	989
Sumatera Utara	1.290	1.290	1.366	1.366	1.366	1.366
Sumatera Barat	1.043	1.043	1.043	1.043	1.043	1.043
Riau	1.120	1.120	1.120	1.120	1.120	1.144
Jambi	954	954	954	954	954	954
Sumatera Selatan	2.264	2.264	2.264	2.264	2.264	2.264
Bengkulu	958	958	958	958	958	958
Lampung	1.387	1.387	1.387	1.387	1.387	1.387
Kep. Bangka Belitung	1.297	1.297	1.297	1.297	1.297	1.297
Kepulauan Riau	1.100	1.100	1.100	1.100	1.100	1.100
Jawa Barat	1.242	1.242	1.245	1.245	1.245	1.245
Jawa Tengah	1.488	1.488	1.488	1.488	1.488	1.488
D. I. Yogyakarta	1.441	1.441	1.441	1.441	1.441	1.441
Jawa Timur	1.788	1.796	1.796	1.796	1.796	1.796
Banten	1.050	1.050	1.050	1.050	1.050	1.050
Bali	1.227	1.227	1.237	1.237	1.237	1.237
Nusa Tenggara Barat	1.253	1.253	1.253	1.253	1.253	1.253
Nusa Tenggara Timur	1.157	1.157	1.157	1.157	1.162	1.162
Kalimantan Barat	1.261	1.261	1.261	1.261	1.261	1.261
Kalimantan Tengah	1.250	1.375	1.375	1.375	1.375	1.375
Kalimantan Selatan	1.417	1.417	1.417	1.417	1.417	1.417
Kalimantan Timur	2.388	2.388	2.457	2.457	2.423	2.423
Sulawesi Utara	1.243	1.243	1.243	1.243	1.243	1.271
Sulawesi Tengah	1.530	1.530	1.530	1.530	1.530	1.530
Sulawesi Selatan	1.667	1.667	1.667	1.667	1.667	1.667
Sulawesi Tenggara	900	900	900	900	900	900
Gorontalo	1.000	1.100	1.100	1.100	1.100	1.100
Sulawesi Barat	600	600	600	600	600	600
Maluku	1.364	1.364	1.364	1.364	1.364	1.364
Maluku Utara	1.892	1.892	1.892	1.892	1.892	1.892
Papua Barat	2.039	2.039	2.039	2.039	2.039	2.039
Papua	1.480	1.480	1.480	1.480	1.480	1.480
Nasional	1.345	1.353	1.358	1.358	1.357	1.359

Lanjutan Tabel 2.6

Provinsi	Juli	Agustus	September	Oktober	November	Desember	Rata-rata
(1)	(8)	(9)	(10)	(11)	(12)	(13)	(14)
Aceh	989	989	989	989	989	989	983
Sumatera Utara	1.366	1.442	1.442	1.442	1.442	1.442	1.385
Sumatera Barat	1.043	1.043	1.043	1.043	1.043	1.043	1.043
Riau	1.144	1.169	1.169	1.169	1.169	1.169	1.144
Jambi	954	954	954	954	954	954	954
Sumatera Selatan	2.264	2.264	2.264	2.264	2.264	2.264	2.264
Bengkulu	958	958	958	958	958	958	958
Lampung	1.387	1.387	1.387	1.387	1.387	1.387	1.387
Kep. Bangka Belitung	1.297	1.297	1.369	1.369	1.369	1.369	1.321
Kepulauan Riau	1.100	1.100	1.100	1.100	1.100	1.100	1.100
Jawa Barat	1.247	1.247	1.247	1.247	1.247	1.247	1.246
Jawa Tengah	1.488	1.488	1.488	1.488	1.488	1.488	1.488
D. I. Yogyakarta	1.441	1.441	1.441	1.441	1.441	1.441	1.441
Jawa Timur	1.796	1.796	1.796	1.796	1.796	1.796	1.795
Banten	1.050	1.050	1.050	1.050	1.050	1.050	1.050
Bali	1.237	1.252	1.252	1.252	1.252	1.252	1.242
Nusa Tenggara Barat	1.253	1.253	1.253	1.253	1.253	1.253	1.253
Nusa Tenggara Timur	1.162	1.162	1.162	1.162	1.162	1.162	1.161
Kalimantan Barat	1.261	1.261	1.261	1.261	1.261	1.261	1.261
Kalimantan Tengah	1.375	1.375	1.375	1.375	1.375	1.375	1.365
Kalimantan Selatan	1.417	1.417	1.417	1.417	1.417	1.417	1.417
Kalimantan Timur	2.492	2.492	2.492	2.492	2.527	2.527	2.463
Sulawesi Utara	1.271	1.271	1.271	1.300	1.300	1.300	1.267
Sulawesi Tengah	1.530	1.530	1.530	1.530	1.530	1.530	1.530
Sulawesi Selatan	1.667	1.667	1.667	1.667	1.667	1.667	1.667
Sulawesi Tenggara	900	900	900	900	900	900	900
Gorontalo	1.100	1.100	1.100	1.100	1.100	1.100	1.092
Sulawesi Barat	600	600	600	600	600	600	600
Maluku	1.364	1.364	1.364	1.364	1.364	1.364	1.364
Maluku Utara	1.892	1.892	1.892	1.892	1.892	1.892	1.892
Papua Barat	2.039	2.039	2.039	2.039	2.039	2.039	2.039
Papua	1.480	1.480	1.480	1.480	1.480	1.480	1.480
Nasional	1.361	1.365	1.367	1.368	1.369	1.369	1.361

Tabel 2.7
Harga Konsumen Perdesaan Kelompok Makanan Jadi, 2012
Mie Ayam (Rp/Porsi)

Provinsi	Januari	Februari	Maret	April	Mei	Juni
(1)	(2)	(3)	(4)	(5)	(6)	(7)
Aceh	5.938	5.938	5.938	5.938	5.938	5.938
Sumatera Utara	7.242	7.329	7.495	7.662	7.745	7.745
Sumatera Barat	7.300	7.300	7.608	7.608	7.794	7.794
Riau	8.123	8.328	8.328	8.328	8.328	8.328
Jambi	7.380	7.380	7.456	7.456	7.456	7.380
Sumatera Selatan	6.364	6.364	6.364	6.364	6.453	6.453
Bengkulu	7.057	7.057	7.057	7.057	7.057	7.057
Lampung	6.049	6.049	6.049	6.049	6.049	6.142
Kep. Bangka Belitung	8.801	8.901	9.001	9.001	9.001	9.001
Kepulauan Riau	9.346	9.346	9.346	9.814	9.814	9.814
Jawa Barat	4.953	4.965	4.965	5.024	5.024	5.024
Jawa Tengah	4.728	4.742	4.776	4.798	4.798	4.804
D. I. Yogyakarta	4.886	4.886	4.977	4.977	4.977	4.977
Jawa Timur	4.239	4.261	4.298	4.298	4.298	4.320
Banten	5.750	5.750	5.750	5.750	5.750	5.750
Bali	4.188	4.294	4.294	4.294	4.294	4.294
Nusa Tenggara Barat	6.002	6.002	6.002	6.149	6.149	6.282
Nusa Tenggara Timur	7.333	7.333	7.333	7.333	7.532	8.023
Kalimantan Barat	9.322	9.322	9.322	9.322	9.322	9.322
Kalimantan Tengah	7.547	7.662	7.662	7.662	7.662	7.662
Kalimantan Selatan	5.343	5.343	5.473	5.473	5.473	5.603
Kalimantan Timur	10.119	10.119	10.241	10.241	10.241	10.241
Sulawesi Utara	7.555	7.555	7.555	7.555	7.555	7.555
Sulawesi Tengah	9.238	9.238	9.238	9.238	9.423	9.423
Sulawesi Selatan	8.143	8.143	8.143	8.143	8.286	8.286
Sulawesi Tenggara	8.358	8.358	8.358	8.358	8.358	8.358
Gorontalo	9.821	9.821	9.821	9.821	9.821	9.821
Sulawesi Barat	8.878	8.878	8.878	8.878	8.878	8.878
Maluku	10.465	10.465	10.465	10.465	10.465	10.465
Maluku Utara	9.556	9.556	9.556	9.556	9.556	9.889
Papua Barat	9.077	9.077	9.077	9.310	9.668	9.940
Papua	8.940	8.940	8.940	8.940	8.940	9.219
Nasional	7.439	7.459	7.493	7.527	7.566	7.618

Lanjutan Tabel 2.7

Provinsi	Juli	Agustus	September	Oktober	November	Desember	Rata-rata
(1)	(8)	(9)	(10)	(11)	(12)	(13)	(14)
Aceh	6.056	6.175	6.175	6.175	6.175	6.432	6.068
Sumatera Utara	7.745	7.745	7.745	7.745	7.745	7.745	7.641
Sumatera Barat	7.794	7.887	7.887	7.989	7.989	8.082	7.753
Riau	8.328	8.431	8.431	8.431	8.431	8.535	8.363
Jambi	7.380	7.493	7.673	7.816	7.959	7.959	7.566
Sumatera Selatan	6.453	6.453	6.453	6.543	6.543	6.543	6.446
Bengkulu	7.057	7.192	7.192	7.192	7.464	7.735	7.181
Lampung	6.142	6.235	6.235	6.335	6.335	6.335	6.167
Kep. Bangka Belitung	9.001	9.001	9.001	9.001	9.001	9.177	8.991
Kepulauan Riau	9.814	9.814	9.814	9.814	9.814	9.814	9.697
Jawa Barat	5.024	5.024	5.048	5.072	5.144	5.144	5.034
Jawa Tengah	4.865	4.900	4.928	4.955	4.976	4.983	4.854
D. I. Yogyakarta	5.061	5.061	5.146	5.146	5.146	5.146	5.032
Jawa Timur	4.351	4.365	4.379	4.414	4.421	4.421	4.339
Banten	5.750	5.833	5.917	5.917	5.917	5.917	5.813
Bali	4.294	4.294	4.456	4.456	4.456	4.456	4.339
Nusa Tenggara Barat	6.416	6.550	6.550	6.550	6.683	6.683	6.335
Nusa Tenggara Timur	8.023	8.023	8.023	8.023	8.023	8.023	7.752
Kalimantan Barat	9.322	9.322	9.322	9.322	9.322	9.322	9.322
Kalimantan Tengah	7.662	7.662	7.662	7.662	7.887	7.887	7.690
Kalimantan Selatan	5.603	5.603	5.603	5.603	5.603	5.603	5.527
Kalimantan Timur	10.301	10.301	10.541	10.541	10.541	10.780	10.351
Sulawesi Utara	7.653	7.653	7.653	7.653	7.653	7.653	7.604
Sulawesi Tengah	9.423	9.423	9.423	9.423	9.423	9.607	9.376
Sulawesi Selatan	8.286	8.286	8.286	8.286	8.286	8.286	8.238
Sulawesi Tenggara	8.358	8.358	8.358	8.358	8.548	8.548	8.390
Gorontalo	9.821	9.821	9.821	9.821	9.821	9.821	9.821
Sulawesi Barat	8.878	8.878	8.878	8.878	8.878	8.878	8.878
Maluku	10.465	10.465	10.465	10.465	10.628	10.628	10.492
Maluku Utara	9.889	9.889	9.889	9.889	9.889	9.889	9.750
Papua Barat	9.940	9.940	9.940	9.940	10.323	10.605	9.737
Papua	9.219	9.219	9.219	9.219	9.219	9.219	9.103
Nasional	7.637	7.666	7.691	7.707	7.758	7.808	7.614

Tabel 2.8
Harga Konsumen Perdesaan Kelompok Makanan Jadi, 2012
Gula Pasir (Rp/Kg)

Provinsi	Januari	Februari	Maret	April	Mei	Juni
(1)	(2)	(3)	(4)	(5)	(6)	(7)
Aceh	11.036	11.064	11.124	11.538	11.678	11.779
Sumatera Utara	15.297	15.368	15.404	15.724	15.795	16.094
Sumatera Barat	10.867	10.839	11.040	11.329	11.409	11.585
Riau	10.930	10.930	10.930	11.207	11.271	11.390
Jambi	10.682	10.875	10.949	11.292	11.175	11.415
Sumatera Selatan	10.247	10.247	10.247	10.366	10.327	10.463
Bengkulu	11.843	11.843	12.005	12.090	12.090	12.090
Lampung	10.581	10.516	10.516	10.785	10.958	11.170
Kep. Bangka Belitung	11.692	11.591	11.697	11.882	11.882	11.907
Kepulauan Riau	10.924	10.808	10.797	10.577	10.577	10.577
Jawa Barat	11.771	11.833	11.939	12.230	12.429	12.635
Jawa Tengah	10.370	10.543	10.694	11.116	11.564	11.865
D. I. Yogyakarta	10.794	10.826	10.951	11.497	11.900	12.513
Jawa Timur	10.151	10.226	10.423	10.828	11.027	11.353
Banten	11.445	11.445	11.421	11.541	11.555	11.914
Bali	10.307	10.400	10.605	10.836	11.018	11.306
Nusa Tenggara Barat	11.229	11.229	11.345	11.453	11.507	11.564
Nusa Tenggara Timur	12.429	12.446	12.485	12.542	12.709	12.883
Kalimantan Barat	11.745	11.699	11.829	11.807	11.807	11.894
Kalimantan Tengah	12.056	12.205	12.304	12.279	12.524	13.616
Kalimantan Selatan	11.125	11.232	11.285	11.335	11.516	12.230
Kalimantan Timur	15.092	15.271	15.322	15.440	15.349	16.139
Sulawesi Utara	11.944	11.833	11.861	12.125	12.180	12.235
Sulawesi Tengah	11.080	11.200	11.320	11.441	11.433	11.809
Sulawesi Selatan	11.474	11.750	11.855	11.945	11.998	12.068
Sulawesi Tenggara	12.261	12.359	12.396	12.450	12.450	12.559
Gorontalo	10.753	10.870	10.975	11.077	11.077	11.485
Sulawesi Barat	10.463	10.545	10.624	10.779	10.779	10.997
Maluku	13.140	13.115	13.053	13.251	13.350	13.492
Maluku Utara	12.910	12.882	12.882	12.910	13.081	13.370
Papua Barat	13.471	13.415	13.637	13.859	13.967	14.066
Papua	14.568	14.501	14.540	14.638	14.658	14.658
Nasional	11.709	11.747	11.827	12.005	12.095	12.348

Lanjutan Tabel 2.8

Provinsi	Juli	Agustus	September	Oktober	November	Desember	Rata-rata
(1)	(8)	(9)	(10)	(11)	(12)	(13)	(14)
Aceh	12.016	12.259	12.324	12.303	12.259	12.226	11.801
Sumatera Utara	16.626	16.969	17.049	17.194	17.267	17.185	16.331
Sumatera Barat	11.851	12.105	11.997	12.051	11.990	12.066	11.594
Riau	11.923	12.279	12.279	12.190	12.221	11.985	11.628
Jambi	11.574	11.805	11.897	11.681	11.681	11.774	11.400
Sumatera Selatan	10.636	10.655	10.748	10.711	10.561	10.598	10.484
Bengkulu	12.402	12.484	12.321	12.648	12.402	12.348	12.214
Lampung	11.361	11.700	11.633	11.656	11.656	11.656	11.183
Kep. Bangka Belitung	12.450	12.722	12.747	12.747	12.796	12.648	12.230
Kepulauan Riau	10.518	10.652	10.498	10.422	10.541	11.074	10.664
Jawa Barat	13.119	13.409	13.590	13.403	13.390	13.249	12.750
Jawa Tengah	12.018	12.090	11.979	11.800	11.794	11.717	11.462
D. I. Yogyakarta	12.643	12.327	11.928	11.665	11.720	11.696	11.705
Jawa Timur	11.377	11.473	11.347	11.236	11.305	11.264	11.001
Banten	12.216	12.290	12.522	12.350	12.443	12.324	11.956
Bali	11.688	11.787	11.921	11.883	11.940	11.985	11.306
Nusa Tenggara Barat	11.849	12.010	12.010	11.839	11.900	11.551	11.624
Nusa Tenggara Timur	13.111	13.564	13.639	13.620	13.808	14.186	13.118
Kalimantan Barat	12.029	12.195	12.144	12.144	12.118	12.118	11.961
Kalimantan Tengah	13.927	13.845	13.795	13.895	13.731	13.731	13.159
Kalimantan Selatan	12.852	12.813	12.534	12.441	12.457	12.303	12.010
Kalimantan Timur	16.622	16.645	16.551	16.551	16.598	16.598	16.015
Sulawesi Utara	12.537	12.593	12.910	12.856	13.016	13.203	12.441
Sulawesi Tengah	11.838	12.071	12.275	12.338	12.338	12.252	11.783
Sulawesi Selatan	12.536	13.007	13.060	12.930	12.988	12.921	12.378
Sulawesi Tenggara	12.704	12.842	12.773	12.640	12.467	12.588	12.541
Gorontalo	11.587	11.638	11.587	11.587	11.587	11.587	11.318
Sulawesi Barat	11.141	11.249	11.187	11.064	11.125	11.249	10.933
Maluku	13.712	13.712	13.820	13.820	13.735	14.028	13.519
Maluku Utara	13.516	13.896	14.324	14.404	14.469	14.160	13.567
Papua Barat	14.475	14.613	14.282	14.339	14.631	15.561	14.193
Papua	14.861	15.513	15.571	15.552	15.637	15.797	15.041
Nasional	12.616	12.788	12.789	12.749	12.768	12.801	12.353

Tabel 2.9
Harga Konsumen Perdesaan Kelompok Makanan Jadi, 2012
Kopi Bubuk (Rp/Ons)

Provinsi	Januari	Februari	Maret	April	Mei	Juni
(1)	(2)	(3)	(4)	(5)	(6)	(7)
Aceh	4.443	4.459	4.513	4.513	4.513	4.549
Sumatera Utara	3.029	3.029	3.051	3.051	3.029	3.029
Sumatera Barat	3.489	3.489	3.489	3.557	3.557	3.557
Riau	4.365	4.318	4.318	4.318	4.318	4.318
Jambi	4.098	4.145	4.303	4.303	4.303	4.303
Sumatera Selatan	2.922	2.922	2.940	3.010	3.014	3.014
Bengkulu	3.328	3.334	3.334	3.334	3.334	3.334
Lampung	2.511	2.600	2.600	2.600	2.600	2.600
Kep. Bangka Belitung	2.239	2.282	2.282	2.282	2.282	2.282
Kepulauan Riau	5.511	5.342	5.376	5.398	5.398	5.455
Jawa Barat	3.751	3.781	3.763	3.763	3.774	3.784
Jawa Tengah	3.561	3.605	3.605	3.603	3.605	3.607
D. I. Yogyakarta	3.260	3.260	3.307	3.307	3.400	3.409
Jawa Timur	3.405	3.401	3.402	3.418	3.428	3.432
Banten	2.736	2.736	2.782	2.782	2.782	2.782
Bali	3.166	3.182	3.182	3.182	3.260	3.269
Nusa Tenggara Barat	4.339	4.421	4.341	4.341	4.341	4.341
Nusa Tenggara Timur	3.565	3.565	3.565	3.539	3.548	3.548
Kalimantan Barat	2.996	3.035	3.089	3.089	3.109	3.147
Kalimantan Tengah	4.137	4.113	4.113	4.113	4.138	4.138
Kalimantan Selatan	3.569	3.689	3.689	3.725	3.725	3.725
Kalimantan Timur	5.239	5.182	5.325	5.325	5.253	5.253
Sulawesi Utara	3.404	3.438	3.438	3.619	3.679	3.768
Sulawesi Tengah	3.080	3.046	3.093	3.093	3.093	3.138
Sulawesi Selatan	3.071	3.071	3.071	3.071	3.071	3.071
Sulawesi Tenggara	2.786	2.809	2.854	2.854	2.854	2.854
Gorontalo	4.359	4.359	4.359	4.359	4.359	4.359
Sulawesi Barat	3.071	3.059	3.059	3.059	3.114	3.114
Maluku	4.799	4.799	4.932	5.025	5.211	5.211
Maluku Utara	4.623	4.623	4.623	4.623	4.931	4.931
Papua Barat	5.405	5.405	5.405	5.405	5.405	5.405
Papua	5.679	5.679	5.836	5.836	6.193	6.193
Nasional	3.748	3.756	3.782	3.797	3.832	3.841

Lanjutan Tabel 2.9

Provinsi	Juli	Agustus	September	Oktober	November	Desember	Rata-rata
(1)	(8)	(9)	(10)	(11)	(12)	(13)	(14)
Aceh	4.549	4.549	4.549	4.572	4.572	4.560	4.528
Sumatera Utara	3.053	3.053	3.122	3.185	3.266	3.329	3.102
Sumatera Barat	3.557	3.557	3.557	3.557	3.557	3.557	3.540
Riau	4.318	4.318	4.357	4.357	4.357	4.357	4.335
Jambi	4.326	4.228	4.228	4.246	4.270	4.317	4.256
Sumatera Selatan	3.014	3.010	3.086	3.121	3.121	3.121	3.025
Bengkulu	3.334	3.334	3.334	3.334	3.396	3.459	3.349
Lampung	2.600	2.600	2.600	2.600	2.600	2.600	2.593
Kep. Bangka Belitung	2.321	2.321	2.321	2.321	2.321	2.321	2.298
Kepulauan Riau	5.455	5.455	5.455	5.455	5.455	5.586	5.445
Jawa Barat	3.780	3.781	3.815	3.815	3.818	3.837	3.788
Jawa Tengah	3.614	3.648	3.664	3.672	3.714	3.707	3.634
D. I. Yogyakarta	3.409	3.409	3.409	3.409	3.455	3.455	3.374
Jawa Timur	3.438	3.443	3.443	3.455	3.459	3.468	3.433
Banten	2.782	2.782	2.782	2.782	2.782	2.782	2.774
Bali	3.302	3.312	3.312	3.312	3.312	3.375	3.264
Nusa Tenggara Barat	4.413	4.573	4.399	4.399	4.399	4.399	4.392
Nusa Tenggara Timur	3.519	3.519	3.519	3.519	3.519	3.519	3.537
Kalimantan Barat	3.181	3.181	3.181	3.164	3.164	3.164	3.125
Kalimantan Tengah	4.138	4.286	4.286	4.286	4.286	4.286	4.193
Kalimantan Selatan	3.689	3.689	3.689	3.689	3.689	3.689	3.688
Kalimantan Timur	5.253	5.347	5.347	5.347	5.374	5.374	5.301
Sulawesi Utara	3.857	3.857	3.857	3.857	3.857	3.857	3.707
Sulawesi Tengah	3.152	3.216	3.248	3.248	3.309	3.360	3.173
Sulawesi Selatan	3.095	3.095	3.095	3.095	3.123	3.123	3.088
Sulawesi Tenggara	2.854	2.876	2.876	2.876	2.876	2.900	2.855
Gorontalo	4.359	4.359	4.359	4.359	4.312	4.312	4.351
Sulawesi Barat	3.114	3.114	3.114	3.114	3.114	3.114	3.097
Maluku	5.211	5.211	5.211	5.211	5.211	5.211	5.103
Maluku Utara	4.931	4.931	4.931	4.931	4.931	4.931	4.829
Papua Barat	5.405	5.405	5.468	5.468	5.468	5.560	5.434
Papua	6.264	6.264	6.289	6.264	6.321	6.953	6.148
Nasional	3.853	3.866	3.872	3.876	3.888	3.924	3.836

Tabel 2.10
Harga Konsumen Perdesaan Kelompok Makanan Jadi, 2012
Kopi Instan (Kopi+Gula) (Rp/Sachet)

Provinsi	Januari	Februari	Maret	April	Mei	Juni
(1)	(2)	(3)	(4)	(5)	(6)	(7)
Aceh	1.550	1.570	1.602	1.619	1.619	1.619
Sumatera Utara	1.252	1.252	1.252	1.252	1.252	1.252
Sumatera Barat	1.333	1.290	1.290	1.290	1.290	1.290
Riau	1.243	1.266	1.266	1.266	1.266	1.266
Jambi	1.448	1.448	1.448	1.448	1.448	1.424
Sumatera Selatan	1.253	1.253	1.253	1.253	1.253	1.253
Bengkulu	1.191	1.191	1.191	1.191	1.191	1.191
Lampung	1.000	1.000	1.000	1.000	1.000	1.000
Kep. Bangka Belitung	1.000	1.000	1.000	1.000	1.000	1.000
Kepulauan Riau	1.617	1.675	1.675	1.745	1.722	1.794
Jawa Barat	1.016	1.017	1.017	1.017	1.015	1.015
Jawa Tengah	1.079	1.081	1.087	1.087	1.087	1.090
D. I. Yogyakarta	1.320	1.359	1.359	1.383	1.383	1.383
Jawa Timur	1.450	1.452	1.452	1.452	1.446	1.447
Banten	1.186	1.186	1.186	1.186	1.186	1.186
Bali	1.138	1.188	1.188	1.188	1.188	1.188
Nusa Tenggara Barat	1.332	1.332	1.332	1.332	1.332	1.332
Nusa Tenggara Timur	1.412	1.412	1.412	1.412	1.412	1.412
Kalimantan Barat	1.707	1.740	1.687	1.687	1.701	1.677
Kalimantan Tengah	1.250	1.250	1.250	1.250	1.280	1.280
Kalimantan Selatan	1.152	1.152	1.152	1.152	1.152	1.152
Kalimantan Timur	1.715	1.715	1.715	1.715	1.715	1.755
Sulawesi Utara	1.168	1.168	1.168	1.168	1.168	1.168
Sulawesi Tengah	1.335	1.335	1.335	1.335	1.335	1.382
Sulawesi Selatan	1.754	1.754	1.754	1.754	1.754	1.754
Sulawesi Tenggara	1.417	1.417	1.417	1.417	1.417	1.462
Gorontalo	1.011	1.011	1.011	1.011	1.011	1.011
Sulawesi Barat	1.250	1.250	1.268	1.268	1.268	1.268
Maluku	1.873	1.891	1.835	1.835	1.835	1.780
Maluku Utara	1.934	1.934	1.934	1.934	1.934	1.934
Papua Barat	1.411	1.411	1.411	1.411	1.411	1.411
Papua	1.796	1.796	1.815	1.815	1.833	1.833
Nasional	1.362	1.369	1.368	1.371	1.372	1.375

Lanjutan Tabel 2.10

Provinsi	Juli	Agustus	September	Oktober	November	Desember	Rata-rata
(1)	(8)	(9)	(10)	(11)	(12)	(13)	(14)
Aceh	1.619	1.619	1.619	1.619	1.619	1.605	1.607
Sumatera Utara	1.265	1.265	1.265	1.265	1.265	1.265	1.259
Sumatera Barat	1.386	1.386	1.386	1.386	1.386	1.386	1.342
Riau	1.266	1.285	1.285	1.285	1.285	1.285	1.272
Jambi	1.424	1.424	1.424	1.424	1.424	1.424	1.434
Sumatera Selatan	1.253	1.253	1.253	1.253	1.284	1.284	1.258
Bengkulu	1.191	1.191	1.191	1.191	1.191	1.191	1.191
Lampung	1.000	1.000	1.000	1.000	1.000	1.000	1.000
Kep. Bangka Belitung	1.000	1.000	1.000	1.000	1.000	1.000	1.000
Kepulauan Riau	1.794	1.794	1.794	1.794	1.850	1.850	1.759
Jawa Barat	1.019	1.020	1.025	1.025	1.026	1.026	1.020
Jawa Tengah	1.090	1.089	1.089	1.093	1.097	1.097	1.089
D. I. Yogyakarta	1.383	1.383	1.383	1.383	1.383	1.342	1.370
Jawa Timur	1.447	1.447	1.447	1.447	1.447	1.447	1.448
Banten	1.186	1.186	1.186	1.186	1.186	1.186	1.186
Bali	1.188	1.188	1.188	1.188	1.188	1.188	1.184
Nusa Tenggara Barat	1.332	1.332	1.332	1.332	1.332	1.332	1.332
Nusa Tenggara Timur	1.373	1.373	1.373	1.373	1.373	1.373	1.393
Kalimantan Barat	1.725	1.725	1.725	1.725	1.735	1.735	1.714
Kalimantan Tengah	1.280	1.286	1.286	1.286	1.321	1.321	1.278
Kalimantan Selatan	1.152	1.152	1.152	1.152	1.152	1.152	1.152
Kalimantan Timur	1.796	1.796	1.796	1.796	1.796	1.796	1.759
Sulawesi Utara	1.193	1.193	1.193	1.193	1.193	1.193	1.180
Sulawesi Tengah	1.382	1.406	1.406	1.406	1.406	1.406	1.372
Sulawesi Selatan	1.754	1.754	1.754	1.754	1.754	1.754	1.754
Sulawesi Tenggara	1.462	1.549	1.549	1.549	1.549	1.549	1.479
Gorontalo	1.011	1.011	1.011	1.011	1.011	1.011	1.011
Sulawesi Barat	1.268	1.268	1.268	1.251	1.251	1.251	1.261
Maluku	1.780	1.780	1.780	1.780	1.780	1.780	1.811
Maluku Utara	1.934	1.954	1.954	1.954	1.954	1.934	1.941
Papua Barat	1.411	1.437	1.437	1.437	1.470	1.585	1.437
Papua	1.833	1.833	1.833	1.833	1.870	1.898	1.832
Nasional	1.381	1.387	1.387	1.387	1.393	1.395	1.379

Tabel 2.11
Harga Konsumen Perdesaan Kelompok Makanan Jadi, 2012
Teh Botol (Rp/botol)

Provinsi	Januari	Februari	Maret	April	Mei	Juni
(1)	(2)	(3)	(4)	(5)	(6)	(7)
Aceh	3.393	3.393	3.393	3.465	3.443	3.443
Sumatera Utara	2.537	2.556	2.556	2.556	2.656	2.636
Sumatera Barat	2.402	2.441	2.478	2.478	2.478	2.511
Riau	3.101	3.101	3.101	3.168	3.168	3.234
Jambi	2.866	2.866	2.866	2.866	2.866	2.866
Sumatera Selatan	2.735	2.735	2.735	2.735	2.735	2.735
Bengkulu	3.186	3.186	3.236	3.333	3.333	3.358
Lampung	2.642	2.603	2.680	2.680	2.680	2.680
Kep. Bangka Belitung	3.273	3.273	3.364	3.455	3.455	3.455
Kepulauan Riau	3.530	3.593	3.719	3.782	3.719	3.719
Jawa Barat	2.201	2.217	2.218	2.226	2.226	2.226
Jawa Tengah	1.885	1.892	1.892	1.900	1.900	1.908
D. I. Yogyakarta	2.341	2.341	2.341	2.341	2.386	2.433
Jawa Timur	2.159	2.177	2.183	2.189	2.189	2.208
Banten	2.275	2.275	2.350	2.450	2.450	2.475
Bali	2.368	2.368	2.368	2.368	2.368	2.368
Nusa Tenggara Barat	2.356	2.503	2.503	2.536	2.536	2.536
Nusa Tenggara Timur	2.763	2.763	2.763	2.763	2.905	2.905
Kalimantan Barat	3.000	3.000	3.000	3.088	3.088	3.088
Kalimantan Tengah	2.602	2.602	2.602	2.602	2.699	2.699
Kalimantan Selatan	2.322	2.322	2.322	2.322	2.322	2.322
Kalimantan Timur	2.810	2.810	2.810	2.810	2.810	2.810
Sulawesi Utara	2.202	2.202	2.202	2.202	2.202	2.202
Sulawesi Tengah	2.177	2.177	2.202	2.202	2.202	2.202
Sulawesi Selatan	1.901	1.901	1.901	1.901	1.901	1.901
Sulawesi Tenggara	2.200	2.232	2.232	2.232	2.232	2.232
Gorontalo	2.597	2.597	2.597	2.597	2.857	2.857
Sulawesi Barat	3.278	3.278	3.278	3.278	3.278	3.278
Maluku	2.221	2.221	2.221	2.221	2.221	2.314
Maluku Utara	1.925	1.925	1.925	1.925	1.925	1.925
Papua Barat	2.301	2.301	2.301	2.301	2.301	2.301
Papua	2.275	2.275	2.275	2.275	2.352	2.352
Nasional	2.557	2.566	2.582	2.602	2.621	2.631

Lanjutan Tabel 2.11

Provinsi	Juli	Agustus	September	Oktober	November	Desember	Rata-rata
(1)	(8)	(9)	(10)	(11)	(12)	(13)	(14)
Aceh	3.443	3.443	3.443	3.443	3.433	3.433	3.431
Sumatera Utara	2.636	2.653	2.653	2.623	2.623	2.671	2.613
Sumatera Barat	2.511	2.577	2.577	2.577	2.577	2.577	2.515
Riau	3.234	3.234	3.234	3.234	3.234	3.234	3.190
Jambi	2.866	2.866	2.942	2.942	2.942	2.942	2.891
Sumatera Selatan	2.735	2.735	2.735	2.735	2.735	2.735	2.735
Bengkulu	3.382	3.382	3.382	3.382	3.382	3.431	3.331
Lampung	2.680	2.680	2.680	2.719	2.719	2.719	2.680
Kep. Bangka Belitung	3.455	3.455	3.455	3.409	3.409	3.409	3.405
Kepulauan Riau	3.657	3.657	3.657	3.657	3.657	3.657	3.667
Jawa Barat	2.226	2.234	2.241	2.254	2.254	2.246	2.231
Jawa Tengah	1.925	1.940	1.970	1.970	1.992	1.992	1.930
D. I. Yogyakarta	2.433	2.433	2.433	2.433	2.479	2.572	2.414
Jawa Timur	2.208	2.231	2.246	2.246	2.257	2.257	2.212
Banten	2.500	2.500	2.525	2.525	2.525	2.525	2.448
Bali	2.368	2.368	2.368	2.368	2.393	2.393	2.373
Nusa Tenggara Barat	2.536	2.536	2.536	2.536	2.536	2.536	2.516
Nusa Tenggara Timur	2.905	2.905	2.905	2.905	2.905	2.905	2.858
Kalimantan Barat	3.088	3.088	3.088	3.088	3.088	3.088	3.066
Kalimantan Tengah	2.699	2.699	2.699	2.699	2.699	2.699	2.666
Kalimantan Selatan	2.322	2.322	2.322	2.322	2.322	2.564	2.342
Kalimantan Timur	2.810	2.810	2.810	2.810	2.810	2.810	2.810
Sulawesi Utara	2.202	2.202	2.202	2.202	2.202	2.202	2.202
Sulawesi Tengah	2.202	2.230	2.257	2.257	2.257	2.257	2.219
Sulawesi Selatan	1.956	1.956	1.997	1.997	1.997	1.997	1.942
Sulawesi Tenggara	2.286	2.286	2.286	2.286	2.286	2.286	2.256
Gorontalo	2.857	2.857	2.857	2.857	2.857	2.857	2.770
Sulawesi Barat	3.278	3.278	3.278	3.278	3.278	3.278	3.278
Maluku	2.499	2.499	2.499	2.499	2.499	2.499	2.368
Maluku Utara	1.925	2.070	2.016	1.998	1.998	1.998	1.963
Papua Barat	2.301	2.301	2.301	2.301	2.301	2.493	2.317
Papua	2.352	2.352	2.352	2.352	2.352	2.352	2.327
Nasional	2.640	2.649	2.655	2.653	2.656	2.675	2.624

Tabel 2.12
Harga Konsumen Perdesaan Kelompok Makanan Jadi, 2012
Teh Hitam (Rp/40 Gr)

Provinsi	Januari	Februari	Maret	April	Mei	Juni
(1)	(2)	(3)	(4)	(5)	(6)	(7)
Aceh	2.300	2.300	2.300	2.300	2.300	2.300
Sumatera Utara	2.050	2.050	2.250	2.183	2.183	2.183
Sumatera Barat	1.719	1.719	1.719	1.719	1.801	1.801
Riau	2.356	2.356	2.356	2.356	2.356	2.394
Jambi	2.455	2.546	2.546	2.546	2.546	2.546
Sumatera Selatan	1.925	1.925	1.925	1.925	1.925	1.925
Bengkulu	2.391	2.391	2.391	2.391	2.391	2.391
Lampung	1.743	1.799	1.799	1.806	1.806	1.806
Kep. Bangka Belitung	2.063	2.063	2.063	2.063	2.063	2.063
Kepulauan Riau	2.000	2.000	2.000	2.000	2.000	2.000
Jawa Barat	1.899	1.902	1.902	1.902	1.902	1.902
Jawa Tengah	1.602	1.607	1.609	1.617	1.617	1.626
D. I. Yogyakarta	2.213	2.213	2.220	2.220	2.220	2.220
Jawa Timur	1.815	1.824	1.824	1.824	1.825	1.825
Banten	1.426	1.426	1.426	1.426	1.426	1.426
Bali	1.750	1.750	1.750	1.750	1.750	1.750
Nusa Tenggara Barat	2.457	2.457	2.457	2.457	2.457	2.457
Nusa Tenggara Timur	3.151	3.180	3.180	3.180	3.220	3.220
Kalimantan Barat	1.792	1.792	1.792	1.846	1.930	1.930
Kalimantan Tengah	1.971	1.971	1.971	1.971	1.971	1.971
Kalimantan Selatan	2.270	2.270	2.270	2.270	2.278	2.278
Kalimantan Timur	3.875	3.875	3.875	3.875	3.875	3.875
Sulawesi Utara	1.406	1.406	1.406	1.406	1.406	1.406
Sulawesi Tengah	2.021	2.021	2.021	2.021	2.021	2.021
Sulawesi Selatan	1.800	1.800	1.800	1.800	1.800	1.860
Sulawesi Tenggara	2.081	2.081	2.081	2.081	2.081	2.081
Gorontalo	1.464	1.464	1.536	1.536	1.536	1.571
Sulawesi Barat	2.828	2.828	2.828	2.828	2.828	2.828
Maluku	2.713	2.713	2.713	2.713	2.713	2.713
Maluku Utara	3.065	3.065	3.065	3.065	3.065	3.065
Papua Barat	2.926	2.926	2.926	2.926	2.926	2.926
Papua	3.225	3.225	3.225	3.225	3.264	3.264
Nasional	2.211	2.217	2.226	2.226	2.234	2.238

Lanjutan Tabel 2.12

Provinsi	Juli	Agustus	September	Oktober	November	Desember	Rata-rata
(1)	(8)	(9)	(10)	(11)	(12)	(13)	(14)
Aceh	2.300	2.300	2.300	2.300	2.300	2.300	2.300
Sumatera Utara	2.183	2.250	2.250	2.250	2.356	2.356	2.212
Sumatera Barat	1.801	1.801	1.801	1.801	1.801	1.801	1.774
Riau	2.394	2.474	2.474	2.474	2.474	2.474	2.412
Jambi	2.546	2.652	2.652	2.652	2.652	2.652	2.582
Sumatera Selatan	1.925	1.925	1.925	1.925	1.925	1.925	1.925
Bengkulu	2.391	2.391	2.391	2.391	2.391	2.391	2.391
Lampung	1.806	1.806	1.806	1.806	1.806	1.806	1.800
Kep. Bangka Belitung	2.063	2.063	2.063	2.063	2.063	2.063	2.063
Kepulauan Riau	2.000	2.000	2.000	2.000	2.000	2.000	2.000
Jawa Barat	1.902	1.902	1.902	1.899	1.899	1.899	1.901
Jawa Tengah	1.632	1.639	1.643	1.649	1.651	1.646	1.628
D. I. Yogyakarta	2.220	2.220	2.220	2.220	2.237	2.271	2.224
Jawa Timur	1.828	1.825	1.825	1.825	1.832	1.840	1.826
Banten	1.426	1.426	1.426	1.426	1.426	1.426	1.426
Bali	1.750	1.750	1.750	1.750	1.750	1.750	1.750
Nusa Tenggara Barat	2.457	2.457	2.529	2.529	2.529	2.529	2.481
Nusa Tenggara Timur	3.220	3.220	3.220	3.220	3.220	3.220	3.204
Kalimantan Barat	1.930	1.930	1.970	1.970	1.970	1.970	1.902
Kalimantan Tengah	1.971	2.043	2.043	2.043	2.114	2.186	2.019
Kalimantan Selatan	2.278	2.278	2.356	2.356	2.435	2.435	2.314
Kalimantan Timur	3.875	3.875	3.875	3.875	3.875	3.875	3.875
Sulawesi Utara	1.406	1.406	1.406	1.406	1.406	1.406	1.406
Sulawesi Tengah	2.048	2.048	2.078	2.078	2.078	2.078	2.044
Sulawesi Selatan	1.860	1.860	1.860	1.860	1.860	1.860	1.835
Sulawesi Tenggara	2.131	2.131	2.131	2.131	2.182	2.182	2.115
Gorontalo	1.571	1.571	1.571	1.571	1.571	1.571	1.545
Sulawesi Barat	2.828	2.828	2.828	2.828	2.828	2.828	2.828
Maluku	2.713	2.713	2.713	2.713	2.713	2.713	2.713
Maluku Utara	3.204	3.204	3.204	3.204	3.204	3.204	3.135
Papua Barat	2.926	2.926	2.926	2.926	2.926	3.072	2.938
Papua	3.329	3.329	3.329	3.329	3.329	3.329	3.283
Nasional	2.247	2.258	2.265	2.265	2.275	2.283	2.245

Tabel 2.13
Harga Konsumen Perdesaan Kelompok Makanan Jadi, 2012
Teh Hijau (Rp/40 Gr)

Provinsi	Januari	Februari	Maret	April	Mei	Juni
(1)	(2)	(3)	(4)	(5)	(6)	(7)
Aceh	3.282	3.282	3.282	3.282	3.282	3.282
Sumatera Utara	1.839	1.839	1.911	1.816	1.997	1.997
Sumatera Barat	1.740	1.740	1.740	1.740	1.740	1.740
Riau	2.382	2.382	2.382	2.382	2.382	2.382
Jambi	2.200	2.200	2.383	2.383	2.383	2.622
Sumatera Selatan	2.692	2.692	2.692	2.692	2.692	2.692
Bengkulu	2.266	2.266	2.266	2.266	2.266	2.266
Lampung	1.758	1.758	1.758	1.758	1.758	1.758
Kep. Bangka Belitung	3.560	3.560	3.560	3.560	3.560	3.560
Kepulauan Riau	-	-	-	-	-	-
Jawa Barat	2.580	2.580	2.580	2.580	2.580	2.580
Jawa Tengah	3.218	3.218	3.218	3.218	3.218	3.218
D. I. Yogyakarta	4.210	4.210	4.210	4.210	4.210	4.210
Jawa Timur	2.876	2.876	2.876	2.876	2.876	2.876
Banten	2.609	2.609	2.609	2.609	2.609	2.609
Bali	2.958	2.958	2.958	2.958	2.958	2.958
Nusa Tenggara Barat	3.000	3.000	3.000	3.000	3.000	3.000
Nusa Tenggara Timur	-	-	-	-	-	-
Kalimantan Barat	2.500	2.500	2.500	2.714	2.714	2.714
Kalimantan Tengah	2.000	2.000	2.000	2.000	2.000	2.000
Kalimantan Selatan	3.000	3.000	3.000	3.000	3.000	3.000
Kalimantan Timur	3.397	3.397	3.397	3.397	3.397	3.397
Sulawesi Utara	2.945	2.945	2.945	2.945	2.945	2.945
Sulawesi Tengah	2.667	2.667	2.667	2.667	2.667	2.667
Sulawesi Selatan	4.370	4.370	4.370	4.370	4.370	4.370
Sulawesi Tenggara	3.325	3.325	3.325	3.325	3.325	3.325
Gorontalo	-	-	-	-	-	-
Sulawesi Barat	2.600	2.600	2.600	2.600	2.600	2.600
Maluku	-	-	-	-	-	-
Maluku Utara	-	-	-	-	-	-
Papua Barat	5.720	5.720	5.720	5.720	5.720	5.720
Papua	5.441	5.441	5.441	5.441	5.441	5.441
Nasional	3.005	3.005	3.014	3.019	3.026	3.034

Lanjutan Tabel 2.13

Provinsi	Juli	Agustus	September	Oktober	November	Desember	Rata-rata
(1)	(8)	(9)	(10)	(11)	(12)	(13)	(14)
Aceh	3.282	3.282	3.282	3.282	3.282	3.282	3.282
Sumatera Utara	1.997	1.997	1.997	1.997	1.997	1.997	1.949
Sumatera Barat	1.740	1.740	1.740	1.740	1.740	1.740	1.740
Riau	2.382	2.457	2.457	2.457	2.457	2.457	2.413
Jambi	2.622	2.622	2.622	2.622	2.622	2.622	2.492
Sumatera Selatan	2.692	2.692	2.727	2.727	2.727	2.727	2.703
Bengkulu	2.266	2.266	2.266	2.266	2.266	2.266	2.266
Lampung	1.758	1.758	1.758	1.758	1.758	1.758	1.758
Kep. Bangka Belitung	3.703	3.703	3.703	3.703	3.703	3.703	3.631
Kepulauan Riau	-	-	-	-	-	-	-
Jawa Barat	2.580	2.580	2.580	2.606	2.606	2.606	2.586
Jawa Tengah	3.218	3.218	3.218	3.218	3.218	3.218	3.218
D. I. Yogyakarta	4.210	4.210	4.210	4.210	4.210	4.210	4.210
Jawa Timur	2.876	2.876	2.876	2.876	2.876	2.876	2.876
Banten	2.609	2.609	2.609	2.609	2.609	2.609	2.609
Bali	2.958	2.958	2.958	2.958	2.958	2.958	2.958
Nusa Tenggara Barat	3.000	3.000	3.000	3.000	3.000	3.000	3.000
Nusa Tenggara Timur	-	-	-	-	-	-	-
Kalimantan Barat	2.714	2.714	2.714	2.714	2.714	2.714	2.661
Kalimantan Tengah	2.000	2.000	2.154	2.154	2.154	2.154	2.051
Kalimantan Selatan	3.000	3.000	3.000	3.000	3.000	3.000	3.000
Kalimantan Timur	3.397	3.397	3.397	3.397	3.397	3.397	3.397
Sulawesi Utara	2.945	2.945	2.945	2.945	2.945	2.945	2.945
Sulawesi Tengah	2.667	2.667	2.667	2.667	2.667	2.667	2.667
Sulawesi Selatan	4.780	4.780	4.780	4.780	4.780	4.780	4.575
Sulawesi Tenggara	3.325	3.325	3.325	3.325	3.325	3.325	3.325
Gorontalo	-	-	-	-	-	-	-
Sulawesi Barat	2.600	2.600	2.600	2.600	2.600	2.600	2.600
Maluku	-	-	-	-	-	-	-
Maluku Utara	-	-	-	-	-	-	-
Papua Barat	5.720	5.720	5.720	5.720	5.720	5.720	5.720
Papua	5.441	5.441	5.441	5.441	5.441	5.441	5.441
Nasional	3.055	3.058	3.065	3.066	3.066	3.066	3.040

Tabel 2.14
Harga Konsumen Perdesaan Kelompok Makanan Jadi, 2012
Teh Celup (Rp/Bungkus=25 buah)

Provinsi	Januari	Februari	Maret	April	Mei	Juni
(1)	(2)	(3)	(4)	(5)	(6)	(7)
Aceh	4.514	4.514	4.528	4.502	4.502	4.502
Sumatera Utara	4.084	4.084	4.084	4.084	4.013	4.013
Sumatera Barat	4.580	4.580	4.580	4.580	4.580	4.580
Riau	4.570	4.570	4.667	4.667	4.667	4.667
Jambi	4.253	4.253	4.253	4.253	4.253	4.253
Sumatera Selatan	4.039	3.991	3.991	3.991	3.991	3.991
Bengkulu	4.048	3.979	3.979	3.979	3.979	3.979
Lampung	3.763	3.763	3.763	3.763	3.763	3.763
Kep. Bangka Belitung	4.763	4.763	4.763	4.763	4.799	4.799
Kepulauan Riau	4.075	4.169	4.169	4.216	4.169	4.169
Jawa Barat	3.676	3.690	3.707	3.720	3.748	3.766
Jawa Tengah	4.146	4.162	4.217	4.228	4.234	4.241
D. I. Yogyakarta	3.400	3.400	3.400	3.400	3.400	3.400
Jawa Timur	3.984	4.000	4.034	4.021	4.031	4.025
Banten	3.620	3.620	3.677	3.677	3.669	3.669
Bali	3.403	3.468	3.579	3.579	3.579	3.579
Nusa Tenggara Barat	4.047	4.047	4.047	4.160	4.160	4.160
Nusa Tenggara Timur	5.014	5.014	5.014	5.014	5.061	5.061
Kalimantan Barat	4.521	4.480	4.516	4.516	4.516	4.516
Kalimantan Tengah	4.693	4.693	4.693	4.693	4.693	4.693
Kalimantan Selatan	4.010	4.010	4.051	4.057	4.057	4.057
Kalimantan Timur	4.989	4.989	4.989	4.989	4.989	4.989
Sulawesi Utara	4.163	4.163	4.163	4.163	4.109	4.081
Sulawesi Tengah	4.132	4.132	4.132	4.132	4.212	4.212
Sulawesi Selatan	3.880	3.880	3.880	3.880	3.880	3.917
Sulawesi Tenggara	4.606	4.606	4.606	4.606	4.543	4.543
Gorontalo	4.869	4.869	4.869	4.869	4.869	4.869
Sulawesi Barat	3.969	3.969	3.943	3.943	3.943	3.943
Maluku	5.026	5.026	5.078	5.131	5.131	5.131
Maluku Utara	6.096	6.096	6.096	6.096	6.096	6.096
Papua Barat	5.704	5.704	5.704	5.704	5.704	5.704
Papua	6.650	6.650	6.569	6.599	6.546	6.595
Nasional	4.415	4.417	4.429	4.437	4.434	4.436

Lanjutan Tabel 2.14

Provinsi	Juli	Agustus	September	Oktober	November	Desember	Rata-rata
(1)	(8)	(9)	(10)	(11)	(12)	(13)	(14)
Aceh	4.502	4.502	4.502	4.502	4.502	4.502	4.506
Sumatera Utara	4.013	4.096	4.096	4.220	4.265	4.387	4.120
Sumatera Barat	4.681	4.716	4.716	4.835	4.835	4.835	4.675
Riau	4.667	4.667	4.667	4.667	4.667	4.706	4.655
Jambi	4.253	4.350	4.398	4.398	4.447	4.447	4.318
Sumatera Selatan	3.991	3.991	4.053	4.053	4.053	4.253	4.032
Bengkulu	3.979	3.979	3.979	3.979	3.979	3.979	3.985
Lampung	3.826	3.826	3.842	3.907	3.907	3.907	3.816
Kep. Bangka Belitung	4.835	4.835	4.835	4.872	4.872	4.981	4.823
Kepulauan Riau	4.169	4.169	4.169	4.169	4.169	4.216	4.169
Jawa Barat	3.794	3.794	3.831	3.839	3.834	3.834	3.769
Jawa Tengah	4.253	4.268	4.286	4.287	4.307	4.307	4.245
D. I. Yogyakarta	3.400	3.400	3.400	3.400	3.400	3.400	3.400
Jawa Timur	4.031	4.035	4.035	4.047	4.056	4.072	4.031
Banten	3.750	3.750	3.871	3.871	3.880	3.908	3.747
Bali	3.579	3.593	3.607	3.607	3.676	3.760	3.584
Nusa Tenggara Barat	4.160	4.160	4.160	4.160	4.160	4.160	4.132
Nusa Tenggara Timur	5.061	5.061	5.061	5.061	5.061	5.061	5.046
Kalimantan Barat	4.516	4.516	4.516	4.516	4.516	4.516	4.514
Kalimantan Tengah	4.693	4.906	4.906	4.906	4.906	4.906	4.781
Kalimantan Selatan	4.087	4.087	4.087	4.087	4.087	4.087	4.064
Kalimantan Timur	4.989	5.042	5.042	5.095	5.095	5.095	5.024
Sulawesi Utara	4.134	4.134	4.134	4.134	4.134	4.134	4.137
Sulawesi Tengah	4.292	4.349	4.376	4.376	4.376	4.376	4.258
Sulawesi Selatan	3.951	3.984	4.028	4.028	4.028	4.028	3.947
Sulawesi Tenggara	4.543	4.543	4.543	4.543	4.543	4.543	4.564
Gorontalo	4.869	4.869	4.869	4.869	4.869	4.869	4.869
Sulawesi Barat	3.943	3.943	3.943	3.943	3.943	3.943	3.948
Maluku	5.131	5.131	5.131	5.131	5.131	5.131	5.109
Maluku Utara	6.096	6.096	6.096	6.213	6.213	6.213	6.125
Papua Barat	5.704	5.704	5.704	5.704	5.704	5.945	5.724
Papua	6.649	6.649	6.649	6.649	6.649	6.694	6.629
Nasional	4.454	4.473	4.485	4.502	4.508	4.537	4.461

Tabel 2.15
Harga Konsumen Perdesaan Kelompok Makanan Jadi, 2012
Minuman Ringan (Rp/Botol)

Provinsi	Januari	Februari	Maret	April	Mei	Juni
(1)	(2)	(3)	(4)	(5)	(6)	(7)
Aceh	4.034	4.034	4.052	4.152	4.152	4.152
Sumatera Utara	3.110	3.110	3.110	3.110	3.146	3.172
Sumatera Barat	2.611	2.626	2.626	2.652	2.652	2.652
Riau	3.835	3.835	3.835	3.835	3.835	3.835
Jambi	3.864	4.035	4.035	4.035	4.035	4.058
Sumatera Selatan	3.414	3.414	3.414	3.507	3.507	3.553
Bengkulu	3.806	3.806	3.806	3.806	3.806	3.806
Lampung	2.563	2.563	2.594	2.594	2.594	2.604
Kep. Bangka Belitung	3.784	3.784	3.865	3.865	3.865	3.865
Kepulauan Riau	5.056	5.056	5.056	5.356	5.256	5.412
Jawa Barat	2.693	2.725	2.742	2.760	2.760	2.756
Jawa Tengah	2.464	2.499	2.514	2.535	2.558	2.579
D. I. Yogyakarta	2.740	2.783	2.783	2.783	2.783	2.783
Jawa Timur	2.515	2.550	2.575	2.587	2.587	2.615
Banten	2.848	2.848	2.848	2.848	2.848	2.848
Bali	3.236	3.236	3.270	3.354	3.354	3.354
Nusa Tenggara Barat	3.711	3.882	3.882	3.882	3.882	3.882
Nusa Tenggara Timur	5.143	5.265	5.265	5.265	5.300	5.300
Kalimantan Barat	5.923	5.923	5.923	5.923	5.923	6.125
Kalimantan Tengah	4.440	4.440	4.440	4.440	4.440	4.440
Kalimantan Selatan	2.847	2.928	2.981	2.981	2.981	2.981
Kalimantan Timur	6.182	6.261	6.261	6.261	6.261	6.261
Sulawesi Utara	3.786	3.786	3.786	3.786	3.830	3.830
Sulawesi Tengah	4.291	4.437	4.437	4.463	4.463	4.463
Sulawesi Selatan	4.030	4.030	4.030	4.030	4.030	4.030
Sulawesi Tenggara	4.512	4.512	4.585	4.585	4.585	4.622
Gorontalo	4.041	4.041	4.041	4.041	4.041	4.041
Sulawesi Barat	4.577	4.577	4.577	4.577	4.577	4.577
Maluku	6.341	6.523	6.523	6.523	6.523	6.523
Maluku Utara	5.393	5.393	5.393	5.393	5.393	5.461
Papua Barat	7.407	7.407	7.407	7.407	7.407	7.407
Papua	8.206	8.206	8.118	8.118	8.140	8.140
Nasional	4.169	4.204	4.212	4.233	4.235	4.254

Lanjutan Tabel 2.15

Provinsi	Juli	Agustus	September	Oktober	November	Desember	Rata-rata
(1)	(8)	(9)	(10)	(11)	(12)	(13)	(14)
Aceh	4.152	4.152	4.163	4.163	4.163	4.163	4.128
Sumatera Utara	3.198	3.198	3.257	3.257	3.257	3.348	3.189
Sumatera Barat	2.652	2.679	2.679	2.679	2.679	2.679	2.656
Riau	3.835	3.870	3.870	3.970	3.970	3.970	3.874
Jambi	4.058	4.083	4.117	4.220	4.220	4.311	4.089
Sumatera Selatan	3.583	3.583	3.604	3.604	3.604	3.604	3.533
Bengkulu	3.806	3.806	4.083	4.083	4.083	4.083	3.899
Lampung	2.604	2.604	2.604	2.649	2.670	2.670	2.609
Kep. Bangka Belitung	3.865	3.865	3.930	3.982	3.982	3.982	3.886
Kepulauan Riau	5.412	5.412	5.412	5.412	5.412	5.412	5.305
Jawa Barat	2.756	2.763	2.774	2.774	2.778	2.778	2.755
Jawa Tengah	2.583	2.598	2.634	2.640	2.657	2.665	2.577
D. I. Yogyakarta	2.783	2.783	2.783	2.783	2.783	2.850	2.785
Jawa Timur	2.624	2.630	2.641	2.652	2.671	2.679	2.610
Banten	2.848	2.848	2.848	2.855	2.855	2.855	2.849
Bali	3.354	3.354	3.354	3.354	3.381	3.381	3.332
Nusa Tenggara Barat	3.882	3.882	3.939	3.939	3.939	3.939	3.887
Nusa Tenggara Timur	5.300	5.300	5.300	5.434	5.434	5.478	5.315
Kalimantan Barat	6.125	6.223	6.223	6.223	6.223	6.223	6.081
Kalimantan Tengah	4.440	4.440	4.479	4.479	4.479	4.479	4.453
Kalimantan Selatan	2.981	2.981	2.981	2.981	2.981	2.981	2.966
Kalimantan Timur	6.261	6.261	6.261	6.261	6.261	6.261	6.255
Sulawesi Utara	3.830	3.830	3.830	3.830	3.830	3.830	3.815
Sulawesi Tengah	4.463	4.463	4.463	4.463	4.626	4.588	4.469
Sulawesi Selatan	4.173	4.173	4.173	4.173	4.291	4.291	4.121
Sulawesi Tenggara	4.622	4.622	4.622	4.646	4.695	4.671	4.607
Gorontalo	4.063	4.063	4.063	4.063	4.063	4.063	4.052
Sulawesi Barat	4.577	4.577	4.577	4.577	4.577	4.577	4.577
Maluku	6.583	6.583	6.583	6.583	6.583	6.583	6.538
Maluku Utara	5.604	5.730	5.730	5.730	5.730	5.919	5.572
Papua Barat	7.407	7.523	7.523	7.523	7.523	7.523	7.456
Papua	8.175	8.175	8.175	8.175	8.175	8.206	8.168
Nasional	4.269	4.283	4.302	4.317	4.330	4.345	4.263

Tabel 2.16
Harga Konsumen Perdesaan Kelompok Makanan Jadi, 2012
Air Mineral (Rp/Botol)

Provinsi	Januari	Februari	Maret	April	Mei	Juni
(1)	(2)	(3)	(4)	(5)	(6)	(7)
Aceh	2.416	2.416	2.436	2.426	2.426	2.426
Sumatera Utara	2.636	2.674	2.674	2.674	2.712	2.712
Sumatera Barat	2.346	2.346	2.346	2.327	2.327	2.327
Riau	2.679	2.721	2.721	2.739	2.739	2.739
Jambi	2.388	2.422	2.422	2.422	2.422	2.422
Sumatera Selatan	2.283	2.283	2.339	2.339	2.339	2.339
Bengkulu	3.033	3.033	3.106	3.106	3.106	3.106
Lampung	2.067	2.109	2.128	2.128	2.128	2.132
Kep. Bangka Belitung	2.700	2.700	2.700	2.700	2.700	2.700
Kepulauan Riau	2.091	2.300	2.230	2.264	2.264	2.264
Jawa Barat	2.083	2.100	2.124	2.158	2.160	2.164
Jawa Tengah	1.874	1.881	1.881	1.886	1.900	1.900
D. I. Yogyakarta	1.653	1.740	1.740	1.740	1.740	1.752
Jawa Timur	1.914	1.920	1.930	1.935	1.935	1.937
Banten	1.875	1.875	1.875	1.875	1.875	1.875
Bali	2.779	2.779	2.760	2.760	2.779	2.779
Nusa Tenggara Barat	2.090	2.115	2.115	2.115	2.169	2.169
Nusa Tenggara Timur	3.974	4.072	4.043	4.123	4.176	4.176
Kalimantan Barat	2.656	2.705	2.705	2.705	2.705	2.769
Kalimantan Tengah	2.490	2.567	2.597	2.597	2.597	2.597
Kalimantan Selatan	2.130	2.130	2.144	2.170	2.170	2.170
Kalimantan Timur	4.102	4.477	4.477	4.477	4.477	4.477
Sulawesi Utara	2.213	2.213	2.263	2.263	2.332	2.355
Sulawesi Tengah	2.498	2.498	2.498	2.535	2.535	2.572
Sulawesi Selatan	2.983	2.999	2.999	2.999	2.999	2.999
Sulawesi Tenggara	2.654	2.692	2.705	2.705	2.705	2.705
Gorontalo	2.801	2.801	2.801	2.801	2.801	2.801
Sulawesi Barat	2.389	2.443	2.443	2.443	2.486	2.486
Maluku	3.531	3.558	3.504	3.585	3.628	3.628
Maluku Utara	3.150	3.150	3.150	3.150	3.218	3.218
Papua Barat	4.000	4.000	4.000	4.000	4.000	4.000
Papua	4.119	4.196	4.116	4.179	4.100	4.175
Nasional	2.644	2.685	2.687	2.698	2.708	2.715

Lanjutan Tabel 2.16

Provinsi	Juli	Agustus	September	Oktober	November	Desember	Rata-rata
(1)	(8)	(9)	(10)	(11)	(12)	(13)	(14)
Aceh	2.426	2.426	2.426	2.426	2.528	2.528	2.442
Sumatera Utara	2.712	2.712	2.712	2.712	2.712	2.732	2.698
Sumatera Barat	2.327	2.411	2.411	2.457	2.457	2.477	2.380
Riau	2.739	2.739	2.739	2.760	2.760	2.760	2.736
Jambi	2.422	2.498	2.498	2.498	2.579	2.579	2.464
Sumatera Selatan	2.339	2.339	2.339	2.339	2.339	2.339	2.329
Bengkulu	3.106	3.106	3.106	3.106	3.106	3.106	3.094
Lampung	2.132	2.138	2.186	2.186	2.186	2.090	2.134
Kep. Bangka Belitung	2.726	2.726	2.726	2.726	2.726	2.726	2.713
Kepulauan Riau	2.264	2.264	2.264	2.264	2.264	2.264	2.250
Jawa Barat	2.164	2.182	2.188	2.188	2.192	2.192	2.158
Jawa Tengah	1.905	1.927	1.949	1.949	1.963	1.972	1.916
D. I. Yogyakarta	1.752	1.752	1.752	1.814	1.783	1.783	1.750
Jawa Timur	1.973	1.980	1.982	1.993	1.993	1.993	1.957
Banten	1.898	1.898	1.898	1.898	1.898	1.898	1.887
Bali	2.779	2.779	2.779	2.800	2.800	2.800	2.781
Nusa Tenggara Barat	2.169	2.301	2.301	2.301	2.301	2.301	2.204
Nusa Tenggara Timur	4.176	4.176	4.117	4.145	4.145	4.145	4.122
Kalimantan Barat	2.769	2.769	2.769	2.769	2.769	2.769	2.738
Kalimantan Tengah	2.645	2.645	2.645	2.645	2.645	2.645	2.610
Kalimantan Selatan	2.170	2.170	2.170	2.182	2.182	2.182	2.164
Kalimantan Timur	4.454	4.454	4.454	4.454	4.477	4.477	4.438
Sulawesi Utara	2.401	2.401	2.401	2.401	2.401	2.401	2.337
Sulawesi Tengah	2.572	2.572	2.572	2.572	2.591	2.611	2.552
Sulawesi Selatan	3.139	3.246	3.246	3.246	3.246	3.246	3.112
Sulawesi Tenggara	2.705	2.705	2.719	2.719	2.732	2.745	2.708
Gorontalo	2.801	2.801	2.801	2.801	2.801	2.801	2.801
Sulawesi Barat	2.486	2.486	2.486	2.486	2.510	2.510	2.471
Maluku	3.655	3.655	3.655	3.828	3.771	3.771	3.648
Maluku Utara	3.287	3.287	3.287	3.343	3.343	3.343	3.244
Papua Barat	4.041	4.041	4.041	4.041	4.041	4.446	4.054
Papua	4.121	4.121	4.121	4.121	4.166	4.143	4.140
Nasional	2.727	2.741	2.742	2.755	2.763	2.774	2.720

Tabel 2.17
Harga Konsumen Perdesaan Kelompok Makanan Jadi, 2012
Minuman Kesehatan/Berenergi (Rp/Botol)

Provinsi	Januari	Februari	Maret	April	Mei	Juni
(1)	(2)	(3)	(4)	(5)	(6)	(7)
Aceh	4.642	4.683	4.655	4.722	4.778	4.796
Sumatera Utara	3.996	4.061	4.077	4.077	4.216	4.200
Sumatera Barat	3.234	3.295	3.295	3.295	3.295	3.295
Riau	5.066	5.066	5.066	5.066	5.066	4.949
Jambi	3.875	3.875	3.875	3.875	3.875	3.896
Sumatera Selatan	3.884	3.884	3.922	3.960	3.960	3.960
Bengkulu	3.645	3.645	3.645	3.645	3.747	3.747
Lampung	3.399	3.357	3.357	3.378	3.378	3.378
Kep. Bangka Belitung	4.578	4.578	4.578	4.578	4.578	4.578
Kepulauan Riau	4.764	4.809	4.623	4.623	4.623	4.623
Jawa Barat	3.562	3.583	3.602	3.609	3.619	3.637
Jawa Tengah	3.355	3.365	3.368	3.370	3.368	3.372
D. I. Yogyakarta	3.431	3.431	3.431	3.431	3.431	3.431
Jawa Timur	3.117	3.128	3.129	3.125	3.142	3.144
Banten	3.616	3.616	3.616	3.616	3.700	3.700
Bali	3.395	3.395	3.408	3.489	3.489	3.489
Nusa Tenggara Barat	3.518	3.518	3.518	3.518	3.537	3.537
Nusa Tenggara Timur	3.988	4.082	4.061	4.120	4.196	4.196
Kalimantan Barat	4.005	3.989	3.925	3.955	3.955	3.955
Kalimantan Tengah	3.922	3.922	3.922	3.922	3.922	3.922
Kalimantan Selatan	3.283	3.283	3.283	3.291	3.291	3.291
Kalimantan Timur	4.659	4.659	4.659	4.659	4.659	4.659
Sulawesi Utara	3.797	3.901	3.913	3.913	4.007	4.007
Sulawesi Tengah	3.601	3.665	3.697	3.730	3.746	3.746
Sulawesi Selatan	3.299	3.299	3.299	3.299	3.299	3.299
Sulawesi Tenggara	4.090	4.090	4.090	4.115	4.115	4.115
Gorontalo	3.113	3.027	3.123	3.123	3.123	3.123
Sulawesi Barat	3.775	3.795	3.795	3.795	3.795	3.836
Maluku	5.511	5.543	5.575	5.639	5.658	5.658
Maluku Utara	4.446	4.446	4.446	4.446	4.446	4.446
Papua Barat	4.609	4.609	4.609	4.609	4.609	4.609
Papua	4.995	5.038	5.114	5.114	5.114	5.114
Nasional	3.943	3.957	3.959	3.972	3.992	3.991

Lanjutan Tabel 2.17

Provinsi	Juli	Agustus	September	Oktober	November	Desember	Rata-rata
(1)	(8)	(9)	(10)	(11)	(12)	(13)	(14)
Aceh	4.812	4.812	4.796	4.796	4.796	4.796	4.757
Sumatera Utara	4.216	4.216	4.197	4.197	4.197	4.247	4.158
Sumatera Barat	3.295	3.295	3.295	3.295	3.295	3.295	3.290
Riau	4.949	4.949	4.949	5.004	5.004	5.004	5.011
Jambi	3.938	3.938	3.980	4.068	4.110	4.110	3.951
Sumatera Selatan	3.960	3.960	4.017	4.017	4.017	4.017	3.963
Bengkulu	3.747	3.747	3.766	3.847	3.847	3.847	3.739
Lampung	3.378	3.378	3.420	3.420	3.420	3.420	3.390
Kep. Bangka Belitung	4.578	4.578	4.578	4.578	4.578	4.578	4.578
Kepulauan Riau	4.623	4.623	4.623	4.623	4.623	4.623	4.650
Jawa Barat	3.622	3.622	3.646	3.686	3.685	3.685	3.630
Jawa Tengah	3.372	3.389	3.397	3.380	3.384	3.383	3.375
D. I. Yogyakarta	3.431	3.431	3.452	3.475	3.475	3.673	3.460
Jawa Timur	3.144	3.150	3.150	3.153	3.163	3.163	3.142
Banten	3.700	3.708	3.708	3.708	3.708	3.685	3.674
Bali	3.489	3.489	3.491	3.491	3.518	3.518	3.472
Nusa Tenggara Barat	3.556	3.556	3.556	3.556	3.598	3.598	3.547
Nusa Tenggara Timur	4.196	4.196	4.196	4.196	4.196	4.196	4.151
Kalimantan Barat	3.955	3.955	3.990	3.990	3.990	3.990	3.971
Kalimantan Tengah	3.968	4.059	4.059	4.107	4.107	4.107	3.995
Kalimantan Selatan	3.291	3.328	3.310	3.310	3.310	3.310	3.298
Kalimantan Timur	4.659	4.659	4.659	4.659	4.659	4.707	4.663
Sulawesi Utara	4.054	4.054	4.054	4.054	4.054	4.054	3.989
Sulawesi Tengah	3.746	3.795	3.795	3.795	3.846	3.846	3.751
Sulawesi Selatan	3.381	3.422	3.422	3.422	3.422	3.472	3.361
Sulawesi Tenggara	4.164	4.164	4.243	4.243	4.243	4.243	4.159
Gorontalo	3.123	3.123	3.162	3.162	3.162	3.329	3.141
Sulawesi Barat	3.876	3.876	3.876	3.917	3.917	3.917	3.848
Maluku	5.722	5.722	5.815	5.815	5.815	5.815	5.691
Maluku Utara	4.446	4.487	4.487	4.487	4.541	4.541	4.472
Papua Barat	4.609	4.677	4.677	4.677	4.677	4.893	4.655
Papua	5.077	5.077	5.110	5.128	5.249	5.706	5.153
Nasional	4.002	4.014	4.027	4.039	4.050	4.086	4.003

Tabel 2.18
Harga Konsumen Perdesaan Kelompok Makanan Jadi, 2012
Ice Cream (Rp/Cup)

Provinsi	Januari	Februari	Maret	April	Mei	Juni
(1)	(2)	(3)	(4)	(5)	(6)	(7)
Aceh	4.400	4.400	4.400	4.400	4.400	4.400
Sumatera Utara	7.091	7.091	7.091	7.091	7.091	7.091
Sumatera Barat	4.038	4.038	4.038	4.038	4.038	4.038
Riau	7.632	7.632	7.632	7.632	7.632	7.632
Jambi	3.860	3.860	3.860	3.860	3.860	3.860
Sumatera Selatan	5.184	5.184	5.184	5.184	5.184	5.184
Bengkulu	4.360	4.360	4.360	4.360	4.360	4.360
Lampung	5.865	6.256	6.256	6.256	6.256	6.256
Kep. Bangka Belitung	5.175	5.175	5.175	5.175	5.175	5.175
Kepulauan Riau	7.125	7.125	7.125	7.510	7.510	7.510
Jawa Barat	4.670	4.706	4.706	4.750	4.773	4.786
Jawa Tengah	3.766	3.766	3.766	3.766	3.766	3.766
D. I. Yogyakarta	4.735	4.735	4.735	4.735	4.735	4.735
Jawa Timur	3.854	3.854	3.854	3.832	3.832	3.879
Banten	4.620	4.620	4.620	4.620	4.620	4.620
Bali	3.800	4.180	4.180	4.180	4.180	4.180
Nusa Tenggara Barat	3.875	3.875	3.875	3.875	3.875	3.875
Nusa Tenggara Timur	-	-	-	-	-	-
Kalimantan Barat	5.200	5.200	5.200	5.200	5.200	5.200
Kalimantan Tengah	5.597	5.597	5.597	5.597	5.597	5.597
Kalimantan Selatan	4.000	4.000	4.000	4.000	4.000	4.000
Kalimantan Timur	7.855	7.855	7.855	7.855	7.855	7.880
Sulawesi Utara	5.071	5.071	5.071	5.071	5.071	5.071
Sulawesi Tengah	3.800	3.800	3.800	3.800	3.800	3.800
Sulawesi Selatan	3.800	3.800	3.800	3.800	3.800	3.800
Sulawesi Tenggara	-	-	-	-	-	-
Gorontalo	3.098	3.098	3.098	3.098	3.098	3.098
Sulawesi Barat	-	-	-	-	-	-
Maluku	5.500	5.500	5.500	5.500	5.500	5.500
Maluku Utara	6.050	6.050	6.050	6.050	6.050	6.050
Papua Barat	5.596	5.596	5.596	5.596	5.596	5.596
Papua	7.311	7.311	7.311	7.311	7.311	7.311
Nasional	5.066	5.094	5.094	5.108	5.109	5.112

Lanjutan Tabel 2.18

Provinsi	Juli	Agustus	September	Oktober	November	Desember	Rata-rata
(1)	(8)	(9)	(10)	(11)	(12)	(13)	(14)
Aceh	4.400	4.400	4.469	4.469	4.469	4.469	4.423
Sumatera Utara	7.091	7.091	7.091	7.091	7.091	7.091	7.091
Sumatera Barat	4.038	4.038	4.038	4.038	4.038	4.038	4.038
Riau	7.632	7.632	7.632	7.632	7.632	7.632	7.632
Jambi	3.860	3.860	3.860	3.860	3.860	3.860	3.860
Sumatera Selatan	5.184	5.184	5.184	5.184	5.184	5.184	5.184
Bengkulu	4.360	4.360	4.360	4.360	4.360	4.360	4.360
Lampung	6.256	6.256	6.256	6.256	6.354	6.354	6.240
Kep. Bangka Belitung	5.175	5.175	5.175	5.175	5.175	5.175	5.175
Kepulauan Riau	7.510	7.510	7.510	7.510	7.510	7.510	7.414
Jawa Barat	4.809	4.809	4.804	4.795	4.795	4.795	4.766
Jawa Tengah	3.766	3.766	3.766	3.766	3.766	3.766	3.766
D. I. Yogyakarta	4.735	4.735	4.735	4.735	4.840	4.840	4.753
Jawa Timur	3.879	3.879	3.899	3.899	3.899	3.899	3.872
Banten	4.620	4.620	4.620	4.620	4.620	4.620	4.620
Bali	4.180	4.180	4.180	4.180	4.180	4.180	4.148
Nusa Tenggara Barat	3.875	3.875	3.875	3.875	3.875	3.875	3.875
Nusa Tenggara Timur	-	-	-	-	-	-	-
Kalimantan Barat	5.200	5.200	5.200	5.200	5.200	5.200	5.200
Kalimantan Tengah	5.597	5.597	5.597	5.677	5.677	5.677	5.617
Kalimantan Selatan	4.000	4.000	4.000	4.000	4.000	4.000	4.000
Kalimantan Timur	7.880	7.880	7.880	7.880	7.880	7.780	7.861
Sulawesi Utara	5.071	5.071	5.071	5.071	5.071	5.071	5.071
Sulawesi Tengah	3.800	3.800	3.800	3.800	3.800	3.800	3.800
Sulawesi Selatan	4.135	4.135	4.135	4.135	4.135	4.135	3.968
Sulawesi Tenggara	-	-	-	-	-	-	-
Gorontalo	3.098	3.098	3.098	3.098	3.098	3.098	3.098
Sulawesi Barat	-	-	-	-	-	-	-
Maluku	5.500	5.500	5.500	5.500	5.500	5.500	5.500
Maluku Utara	6.050	6.050	6.050	6.050	6.050	6.050	6.050
Papua Barat	5.596	5.596	5.596	5.596	5.596	5.596	5.596
Papua	7.533	7.533	7.533	7.533	7.533	7.533	7.422
Nasional	5.132	5.132	5.135	5.137	5.144	5.141	5.117

Tabel 2.19
Harga Konsumen Perdesaan Kelompok Makanan Jadi, 2012
Rokok Putih (Rp/Bungkus=20 batang)

Provinsi	Januari	Februari	Maret	April	Mei	Juni
(1)	(2)	(3)	(4)	(5)	(6)	(7)
Aceh	10.163	10.273	10.340	10.419	10.457	10.554
Sumatera Utara	10.388	10.473	10.473	10.546	10.546	10.590
Sumatera Barat	10.174	10.275	10.275	10.275	10.275	10.275
Riau	10.748	10.748	10.748	10.748	10.801	11.066
Jambi	9.692	9.692	9.692	9.762	9.762	10.041
Sumatera Selatan	10.700	10.700	10.700	10.700	10.700	10.700
Bengkulu	11.083	11.083	11.083	11.083	11.154	11.154
Lampung	9.475	9.597	9.536	9.892	10.014	10.076
Kep. Bangka Belitung	11.651	11.651	11.651	11.651	11.651	12.157
Kepulauan Riau	11.499	11.701	11.701	11.701	11.948	11.948
Jawa Barat	10.533	10.636	10.685	10.685	10.615	10.642
Jawa Tengah	10.297	10.379	10.409	10.494	10.494	10.625
D. I. Yogyakarta	10.487	10.583	10.668	10.668	10.668	10.838
Jawa Timur	10.261	10.271	10.345	10.420	10.485	10.569
Banten	11.183	11.183	11.398	11.398	11.398	11.398
Bali	10.666	10.905	10.905	10.905	10.905	10.984
Nusa Tenggara Barat	10.500	10.500	10.500	10.500	11.550	12.257
Nusa Tenggara Timur	10.811	10.811	10.811	10.811	10.956	10.956
Kalimantan Barat	10.331	10.365	10.365	10.622	10.622	10.833
Kalimantan Tengah	10.333	10.333	10.333	10.333	10.333	10.333
Kalimantan Selatan	9.326	9.326	9.606	9.606	9.638	9.638
Kalimantan Timur	11.117	11.265	11.265	11.265	11.265	11.265
Sulawesi Utara	10.650	10.650	10.650	10.650	10.650	10.650
Sulawesi Tengah	10.249	10.249	10.361	10.395	10.395	10.425
Sulawesi Selatan	10.291	10.394	10.394	10.394	10.394	10.518
Sulawesi Tenggara	12.392	12.681	12.681	12.681	12.681	12.857
Gorontalo	11.609	11.609	11.609	11.609	12.073	12.073
Sulawesi Barat	10.309	10.309	10.309	10.309	10.309	10.309
Maluku	11.861	11.861	11.861	12.228	12.228	12.336
Maluku Utara	11.301	11.301	11.452	11.301	11.452	11.452
Papua Barat	10.875	10.875	10.875	10.875	10.875	10.875
Papua	11.550	11.550	11.550	11.756	11.865	11.865
Nasional	10.703	10.757	10.788	10.834	10.911	11.008

Lanjutan Tabel 2.19

Provinsi	Juli	Agustus	September	Oktober	November	Desember	Rata-rata
(1)	(8)	(9)	(10)	(11)	(12)	(13)	(14)
Aceh	10.566	10.590	10.615	10.651	10.700	10.712	10.503
Sumatera Utara	10.719	10.877	11.165	11.267	11.295	11.416	10.813
Sumatera Barat	10.275	10.275	10.349	10.349	10.349	10.408	10.296
Riau	11.066	11.066	11.066	11.066	11.105	11.362	10.966
Jambi	10.111	10.111	10.111	10.250	10.215	10.285	9.977
Sumatera Selatan	10.700	10.700	10.700	10.757	10.757	10.869	10.724
Bengkulu	11.154	11.154	11.154	11.295	11.295	11.295	11.166
Lampung	10.076	10.322	10.383	10.524	10.416	10.416	10.061
Kep. Bangka Belitung	12.157	12.157	12.157	12.157	12.410	12.410	11.988
Kepulauan Riau	11.948	11.948	11.948	11.948	12.040	12.040	11.864
Jawa Barat	10.773	10.773	10.773	10.773	10.773	10.773	10.703
Jawa Tengah	10.666	10.687	10.677	10.697	10.717	10.728	10.573
D. I. Yogyakarta	10.838	11.147	11.225	11.225	11.225	11.225	10.900
Jawa Timur	10.617	10.719	10.763	10.854	10.888	10.894	10.590
Banten	11.398	11.398	11.398	11.398	11.398	11.398	11.362
Bali	11.072	11.112	11.112	11.112	11.271	11.271	11.018
Nusa Tenggara Barat	12.257	12.257	12.257	12.257	12.257	12.257	11.612
Nusa Tenggara Timur	10.956	11.307	11.307	11.307	11.307	11.658	11.083
Kalimantan Barat	10.833	10.763	10.763	10.763	10.903	11.008	10.681
Kalimantan Tengah	10.333	10.333	10.333	10.333	10.333	10.333	10.333
Kalimantan Selatan	9.638	9.638	9.638	9.638	9.670	9.670	9.586
Kalimantan Timur	11.265	11.265	11.265	11.265	11.265	11.265	11.252
Sulawesi Utara	10.650	10.650	10.650	10.650	10.864	10.864	10.686
Sulawesi Tengah	10.425	10.572	10.631	10.631	10.762	10.840	10.494
Sulawesi Selatan	10.518	10.518	10.518	10.844	10.844	11.170	10.566
Sulawesi Tenggara	12.974	12.974	13.103	13.103	13.103	13.103	12.861
Gorontalo	12.770	12.770	12.770	12.770	12.770	12.770	12.266
Sulawesi Barat	10.800	10.800	10.800	10.800	10.800	10.800	10.554
Maluku	12.444	12.336	12.529	12.529	12.529	12.761	12.292
Maluku Utara	11.452	11.452	11.566	12.022	12.022	12.022	11.566
Papua Barat	10.875	10.875	10.875	10.875	10.875	10.875	10.875
Papua	11.865	11.865	11.865	11.865	11.865	11.865	11.777
Nasional	11.068	11.107	11.139	11.187	11.219	11.274	11.000

Tabel 2.20
Harga Konsumen Perdesaan Kelompok Makanan Jadi, 2012
Rokok Kretek (Rp/Bungkus=12 batang)

Provinsi	Januari	Februari	Maret	April	Mei	Juni
(1)	(2)	(3)	(4)	(5)	(6)	(7)
Aceh	8.354	8.382	8.388	8.409	8.396	8.409
Sumatera Utara	8.901	8.927	9.100	9.077	9.123	9.169
Sumatera Barat	9.081	9.177	9.236	9.306	9.366	9.397
Riau	9.118	9.118	9.156	9.204	9.265	9.250
Jambi	8.432	8.448	8.516	8.710	8.710	8.710
Sumatera Selatan	11.682	11.682	11.682	11.682	11.789	11.717
Bengkulu	7.688	7.714	7.738	7.738	7.856	7.856
Lampung	8.488	8.565	8.703	8.760	8.791	8.837
Kep. Bangka Belitung	8.121	8.136	8.197	8.197	8.258	8.288
Kepulauan Riau	9.409	9.441	9.441	9.503	9.657	9.657
Jawa Barat	8.227	8.282	8.311	8.384	8.402	8.445
Jawa Tengah	8.070	8.116	8.128	8.158	8.189	8.220
D. I. Yogyakarta	7.824	7.890	8.017	8.037	8.071	8.099
Jawa Timur	8.165	8.197	8.247	8.303	8.357	8.375
Banten	7.743	7.796	7.796	7.897	7.957	7.957
Bali	9.479	9.548	9.565	9.565	9.565	9.582
Nusa Tenggara Barat	9.292	9.371	9.371	9.371	9.648	9.699
Nusa Tenggara Timur	10.061	10.217	10.217	10.344	10.305	10.305
Kalimantan Barat	8.213	8.339	8.352	8.364	8.389	8.389
Kalimantan Tengah	9.719	9.723	9.807	9.807	9.807	9.859
Kalimantan Selatan	8.826	8.886	8.931	8.958	8.985	8.985
Kalimantan Timur	10.111	10.004	10.075	10.075	10.099	10.136
Sulawesi Utara	8.769	8.842	8.842	8.803	8.912	9.044
Sulawesi Tengah	8.445	8.507	8.556	8.642	8.655	8.730
Sulawesi Selatan	8.299	8.173	8.173	8.173	8.209	8.272
Sulawesi Tenggara	8.913	8.953	9.004	9.042	9.068	9.094
Gorontalo	8.781	8.845	8.845	8.909	8.939	9.021
Sulawesi Barat	8.933	9.018	9.076	9.076	9.076	9.104
Maluku	9.665	9.721	9.721	9.668	9.820	9.878
Maluku Utara	9.880	9.953	9.987	9.987	10.092	10.385
Papua Barat	10.845	10.845	10.895	10.991	11.346	11.291
Papua	9.986	9.911	9.898	10.032	10.001	9.988
Nasional	8.985	9.023	9.062	9.099	9.160	9.192

Lanjutan Tabel 2.20

Provinsi	Juli	Agustus	September	Oktober	November	Desember	Rata-rata
(1)	(8)	(9)	(10)	(11)	(12)	(13)	(14)
Aceh	8.443	8.455	8.519	8.565	8.565	8.576	8.455
Sumatera Utara	9.237	9.180	9.307	9.332	9.408	9.457	9.185
Sumatera Barat	9.460	9.502	9.533	9.533	9.533	9.670	9.400
Riau	9.265	9.327	9.404	9.451	9.553	9.584	9.308
Jambi	8.710	8.872	8.933	8.933	9.024	9.130	8.760
Sumatera Selatan	11.804	11.894	12.002	12.038	12.056	12.038	11.839
Bengkulu	7.879	7.938	7.938	7.997	8.056	8.080	7.873
Lampung	8.837	8.923	9.009	9.103	9.175	9.175	8.864
Kep. Bangka Belitung	8.288	8.379	8.438	8.571	8.586	8.615	8.339
Kepulauan Riau	9.717	9.581	9.581	9.656	9.748	9.748	9.595
Jawa Barat	8.485	8.513	8.539	8.539	8.631	8.647	8.450
Jawa Tengah	8.253	8.295	8.349	8.379	8.408	8.433	8.250
D. I. Yogyakarta	8.181	8.300	8.303	8.331	8.372	8.425	8.154
Jawa Timur	8.396	8.430	8.482	8.530	8.553	8.569	8.384
Banten	7.982	7.949	8.050	8.050	8.088	8.115	7.948
Bali	9.619	9.643	9.643	9.677	9.864	9.978	9.644
Nusa Tenggara Barat	9.699	9.722	9.745	9.745	9.745	9.791	9.600
Nusa Tenggara Timur	10.386	10.493	10.458	10.458	10.530	10.530	10.359
Kalimantan Barat	8.402	8.439	8.474	8.524	8.631	8.667	8.432
Kalimantan Tengah	9.859	9.880	9.923	9.963	10.071	10.093	9.876
Kalimantan Selatan	8.985	8.985	9.013	9.095	9.095	9.149	8.991
Kalimantan Timur	10.208	10.208	10.208	10.298	10.298	10.317	10.170
Sulawesi Utara	9.063	9.063	9.063	9.177	9.252	9.385	9.018
Sulawesi Tengah	8.792	8.821	8.883	8.896	8.896	9.000	8.735
Sulawesi Selatan	8.153	8.305	8.353	8.353	8.353	8.935	8.313
Sulawesi Tenggara	9.171	9.299	9.400	9.450	9.488	9.475	9.196
Gorontalo	9.203	9.203	9.203	9.203	9.203	9.203	9.047
Sulawesi Barat	9.212	9.212	9.240	9.240	9.240	9.240	9.139
Maluku	9.954	9.950	10.096	10.134	10.134	10.134	9.906
Maluku Utara	10.668	10.737	10.737	10.754	10.820	10.787	10.399
Papua Barat	11.291	11.456	11.456	11.456	11.510	12.661	11.337
Papua	10.171	10.258	10.271	10.358	10.378	10.378	10.136
Nasional	9.243	9.288	9.330	9.368	9.415	9.499	9.222

Tabel 2.21
Harga Konsumen Perdesaan Kelompok Makanan Jadi, 2012
Rokok Kretek Filter (Rp/Bungkus=12 batang)

Provinsi	Januari	Februari	Maret	April	Mei	Juni
(1)	(2)	(3)	(4)	(5)	(6)	(7)
Aceh	8.737	8.825	8.825	8.852	8.878	8.904
Sumatera Utara	9.653	9.680	9.787	9.813	9.896	9.870
Sumatera Barat	9.055	9.160	9.160	9.184	9.249	9.285
Riau	9.042	9.101	9.132	9.191	9.191	9.191
Jambi	8.301	8.361	8.467	8.501	8.501	8.467
Sumatera Selatan	8.816	8.870	8.870	8.897	9.059	9.137
Bengkulu	10.171	10.171	10.171	10.171	10.263	10.263
Lampung	8.878	8.872	9.140	9.159	9.192	9.192
Kep. Bangka Belitung	9.719	9.719	9.750	9.750	9.797	9.906
Kepulauan Riau	9.433	9.343	9.369	9.464	9.440	9.440
Jawa Barat	9.329	9.413	9.499	9.577	9.573	9.611
Jawa Tengah	9.463	9.544	9.591	9.661	9.703	9.745
D. I. Yogyakarta	9.161	9.181	9.300	9.374	9.418	9.433
Jawa Timur	8.832	8.857	8.905	8.932	9.004	9.022
Banten	9.553	9.642	9.677	9.730	9.783	9.783
Bali	9.365	9.336	9.389	9.416	9.416	9.482
Nusa Tenggara Barat	9.222	9.344	9.322	9.322	9.344	9.366
Nusa Tenggara Timur	9.734	9.785	9.785	9.785	9.897	9.949
Kalimantan Barat	9.164	9.274	9.328	9.447	9.531	9.475
Kalimantan Tengah	8.806	8.964	8.964	9.004	9.042	9.063
Kalimantan Selatan	8.164	8.190	8.312	8.402	8.425	8.436
Kalimantan Timur	10.457	10.500	10.500	10.548	10.603	10.771
Sulawesi Utara	8.766	8.812	8.812	8.825	8.877	8.954
Sulawesi Tengah	8.848	8.848	8.875	8.901	8.901	9.014
Sulawesi Selatan	9.763	9.798	9.798	9.836	9.836	9.935
Sulawesi Tenggara	10.630	10.707	10.725	10.725	10.725	10.757
Gorontalo	9.161	9.202	9.245	9.325	9.325	9.325
Sulawesi Barat	10.846	10.927	11.006	11.006	11.105	11.125
Maluku	11.610	11.725	11.821	11.860	11.904	11.983
Maluku Utara	10.859	10.859	11.032	11.032	11.032	11.120
Papua Barat	8.857	8.932	8.969	8.969	9.049	9.049
Papua	10.457	10.457	10.498	10.622	10.773	10.773
Nasional	9.464	9.512	9.563	9.603	9.648	9.682

Lanjutan Tabel 2.21

Provinsi	Juli	Agustus	September	Oktober	November	Desember	Rata-rata
(1)	(8)	(9)	(10)	(11)	(12)	(13)	(14)
Aceh	8.904	8.904	8.980	9.014	9.014	9.004	8.903
Sumatera Utara	10.006	9.947	10.022	10.076	10.143	10.218	9.926
Sumatera Barat	9.285	9.285	9.334	9.360	9.360	9.410	9.260
Riau	9.191	9.191	9.218	9.257	9.355	9.437	9.208
Jambi	8.482	8.516	8.608	8.638	8.668	8.668	8.515
Sumatera Selatan	9.241	9.215	9.240	9.240	9.240	9.277	9.092
Bengkulu	10.263	10.233	10.233	10.263	10.322	10.501	10.252
Lampung	9.259	9.336	9.336	9.405	9.485	9.485	9.228
Kep. Bangka Belitung	9.922	10.031	10.031	10.031	10.031	10.031	9.893
Kepulauan Riau	9.464	9.464	9.464	9.600	9.644	9.644	9.481
Jawa Barat	9.687	9.724	9.803	9.828	9.868	9.921	9.653
Jawa Tengah	9.785	9.832	9.918	9.948	9.994	10.018	9.767
D. I. Yogyakarta	9.460	9.558	9.600	9.619	9.721	9.734	9.463
Jawa Timur	9.044	9.096	9.180	9.241	9.255	9.295	9.055
Banten	9.783	9.748	9.748	9.819	9.890	9.890	9.754
Bali	9.510	9.522	9.548	9.548	9.613	9.874	9.502
Nusa Tenggara Barat	9.388	9.411	9.411	9.411	9.434	9.477	9.371
Nusa Tenggara Timur	9.977	9.977	10.026	10.052	10.103	10.103	9.931
Kalimantan Barat	9.475	9.502	9.550	9.669	9.711	9.711	9.486
Kalimantan Tengah	9.102	9.102	9.102	9.193	9.303	9.322	9.080
Kalimantan Selatan	8.436	8.436	8.436	8.481	8.481	8.481	8.390
Kalimantan Timur	10.771	10.858	10.858	10.901	11.288	11.288	10.779
Sulawesi Utara	9.006	9.006	9.006	9.105	9.229	9.279	8.973
Sulawesi Tengah	9.188	9.227	9.254	9.345	9.440	9.453	9.108
Sulawesi Selatan	9.935	9.966	10.031	10.077	10.154	10.154	9.940
Sulawesi Tenggara	10.757	10.819	10.850	11.004	11.097	11.097	10.824
Gorontalo	9.399	9.472	9.472	9.472	9.472	9.472	9.362
Sulawesi Barat	11.238	11.238	11.238	11.275	11.275	11.275	11.129
Maluku	12.134	12.111	12.158	12.233	12.233	12.304	12.006
Maluku Utara	11.175	11.226	11.226	11.279	11.279	11.279	11.117
Papua Barat	9.049	9.098	9.098	9.098	9.098	9.428	9.058
Papua	10.909	10.963	10.963	10.963	10.998	10.998	10.781
Nasional	9.726	9.750	9.779	9.826	9.881	9.923	9.697

Tabel 2.22
Harga Konsumen Perdesaan Kelompok Makanan Jadi, 2012
Tembakau Shag (Rp/Ons)

Provinsi	Januari	Februari	Maret	April	Mei	Juni
(1)	(2)	(3)	(4)	(5)	(6)	(7)
Aceh	10.255	10.255	10.255	10.255	10.255	10.255
Sumatera Utara	4.886	4.886	4.886	4.886	4.886	4.886
Sumatera Barat	5.089	4.954	4.954	4.954	4.954	4.954
Riau	5.667	5.667	5.667	5.667	5.667	5.667
Jambi	-	-	-	-	-	-
Sumatera Selatan	3.163	3.163	3.343	3.343	3.434	3.262
Bengkulu	4.910	4.910	4.910	4.910	4.910	4.910
Lampung	3.000	3.000	3.000	3.000	3.000	3.000
Kep. Bangka Belitung	8.667	8.667	8.667	8.667	8.667	8.667
Kepulauan Riau	6.678	6.344	6.344	6.344	6.344	6.344
Jawa Barat	7.394	7.394	7.394	7.394	7.394	7.429
Jawa Tengah	5.320	5.348	5.438	5.438	5.438	5.665
D. I. Yogyakarta	5.000	5.000	5.000	5.000	5.250	5.250
Jawa Timur	6.376	6.376	6.406	6.406	6.406	6.406
Banten	-	-	-	-	-	-
Bali	7.960	7.960	7.960	7.960	7.960	7.960
Nusa Tenggara Barat	3.357	3.357	3.357	3.357	3.357	3.357
Nusa Tenggara Timur	4.116	4.068	4.068	4.068	4.292	4.292
Kalimantan Barat	4.018	4.018	4.018	4.018	4.018	4.018
Kalimantan Tengah	6.409	6.409	6.409	6.409	6.409	6.409
Kalimantan Selatan	5.986	5.986	5.986	5.986	5.986	5.986
Kalimantan Timur	6.500	6.500	6.500	6.500	6.500	6.500
Sulawesi Utara	4.083	4.083	4.083	4.083	4.083	4.083
Sulawesi Tengah	5.643	5.643	5.643	5.643	5.643	5.643
Sulawesi Selatan	6.925	6.925	6.925	6.925	6.925	6.925
Sulawesi Tenggara	6.191	6.191	6.191	6.191	6.191	6.191
Gorontalo	4.541	4.541	4.541	4.541	4.541	4.541
Sulawesi Barat	-	-	-	-	-	-
Maluku	5.245	5.391	5.391	5.391	5.436	5.488
Maluku Utara	3.766	3.766	3.766	3.766	3.766	3.766
Papua Barat	5.462	5.462	5.462	5.292	5.292	5.292
Papua	5.250	5.250	5.250	5.250	5.250	5.250
Nasional	5.581	5.569	5.580	5.574	5.595	5.600

Lanjutan Tabel 2.22

Provinsi	Juli	Agustus	September	Oktober	November	Desember	Rata-rata
(1)	(8)	(9)	(10)	(11)	(12)	(13)	(14)
Aceh	10.255	10.255	10.255	10.255	10.255	10.255	10.255
Sumatera Utara	4.886	4.886	5.374	5.374	5.374	5.374	5.049
Sumatera Barat	4.954	4.954	4.954	4.954	4.954	4.954	4.965
Riau	5.667	5.667	5.667	5.667	5.667	5.667	5.667
Jambi	-	-	-	-	-	-	-
Sumatera Selatan	3.262	3.262	3.262	3.262	3.262	3.262	3.273
Bengkulu	4.910	4.910	4.910	4.910	4.910	4.910	4.910
Lampung	3.000	3.000	3.000	3.000	3.000	3.000	3.000
Kep. Bangka Belitung	8.847	8.847	8.847	8.847	8.847	8.847	8.757
Kepulauan Riau	6.344	6.344	6.344	6.344	6.344	6.614	6.395
Jawa Barat	7.429	7.429	7.429	7.429	7.429	7.429	7.414
Jawa Tengah	5.665	5.665	5.665	5.665	5.665	5.665	5.553
D. I. Yogyakarta	5.250	5.250	5.250	5.250	5.250	5.250	5.167
Jawa Timur	6.465	6.465	6.465	6.465	6.465	6.347	6.420
Banten	-	-	-	-	-	-	-
Bali	7.960	7.960	7.960	7.960	7.960	8.069	7.969
Nusa Tenggara Barat	3.357	3.228	3.228	3.228	3.228	3.228	3.303
Nusa Tenggara Timur	4.385	4.385	4.385	4.430	4.430	4.430	4.279
Kalimantan Barat	4.102	4.102	4.102	4.102	4.102	4.102	4.060
Kalimantan Tengah	6.409	6.409	6.409	6.409	6.544	6.544	6.431
Kalimantan Selatan	5.986	5.986	5.986	5.986	5.986	5.986	5.986
Kalimantan Timur	6.500	6.500	6.750	6.750	6.750	6.932	6.599
Sulawesi Utara	4.083	4.083	4.083	4.083	4.083	4.083	4.083
Sulawesi Tengah	5.643	5.643	5.643	5.643	5.643	5.643	5.643
Sulawesi Selatan	6.925	6.925	6.925	6.925	6.925	6.925	6.925
Sulawesi Tenggara	6.561	6.561	6.561	6.561	6.561	6.561	6.376
Gorontalo	4.541	4.541	4.541	4.541	4.624	4.624	4.555
Sulawesi Barat	-	-	-	-	-	-	-
Maluku	5.488	5.488	5.488	5.488	5.488	5.713	5.458
Maluku Utara	3.766	3.766	3.766	3.766	3.766	3.766	3.766
Papua Barat	5.292	5.292	5.292	5.292	5.292	5.292	5.334
Papua	5.250	5.250	5.250	5.250	5.250	5.250	5.250
Nasional	5.627	5.622	5.648	5.650	5.657	5.680	5.615

Tabel 2.23
Harga Konsumen Perdesaan Kelompok Makanan Jadi, 2012
Sirih (Rp/20 Lembar)

Provinsi	Januari	Februari	Maret	April	Mei	Juni
(1)	(2)	(3)	(4)	(5)	(6)	(7)
Aceh	2.210	2.210	2.245	2.245	2.245	2.245
Sumatera Utara	2.406	2.546	2.581	2.581	2.451	2.522
Sumatera Barat	1.776	1.776	1.776	1.776	1.776	1.776
Riau	2.986	2.986	2.986	2.986	2.986	2.986
Jambi	1.247	1.247	1.247	1.247	1.247	1.247
Sumatera Selatan	1.718	1.718	1.718	1.718	1.718	1.718
Bengkulu	1.968	1.968	1.968	1.968	1.968	1.968
Lampung	1.386	1.316	1.316	1.316	1.316	1.316
Kep. Bangka Belitung	1.235	1.235	1.235	1.235	1.235	1.235
Kepulauan Riau	-	-	-	-	-	-
Jawa Barat	1.550	1.550	1.550	1.550	1.550	1.550
Jawa Tengah	1.034	1.039	1.039	1.069	1.069	1.069
D. I. Yogyakarta	795	795	795	795	795	795
Jawa Timur	914	920	916	916	923	923
Banten	1.398	1.398	1.398	1.398	1.398	1.398
Bali	1.119	1.119	1.149	1.154	1.184	1.184
Nusa Tenggara Barat	2.277	2.383	2.383	2.383	2.383	2.383
Nusa Tenggara Timur	3.324	3.324	3.244	3.244	3.194	3.285
Kalimantan Barat	2.933	2.933	2.933	2.933	2.933	2.933
Kalimantan Tengah	2.563	2.563	2.563	2.563	2.630	2.630
Kalimantan Selatan	1.841	1.841	1.841	1.841	1.841	1.841
Kalimantan Timur	2.640	2.742	2.742	2.742	2.742	2.742
Sulawesi Utara	-	-	-	-	-	-
Sulawesi Tengah	1.940	2.079	2.079	2.079	2.079	1.975
Sulawesi Selatan	2.699	2.699	2.699	2.699	2.699	2.699
Sulawesi Tenggara	1.555	1.555	1.555	1.555	1.555	1.555
Gorontalo	2.089	2.047	1.976	2.174	2.391	2.272
Sulawesi Barat	5.000	5.000	5.000	5.000	5.000	5.000
Maluku	3.966	3.966	3.966	3.966	4.362	4.362
Maluku Utara	2.019	2.019	2.019	2.019	2.019	2.019
Papua Barat	6.896	6.896	6.896	6.896	6.896	6.896
Papua	4.382	4.382	4.382	4.382	4.382	4.382
Nasional	2.329	2.342	2.340	2.348	2.366	2.364

Lanjutan Tabel 2.23

Provinsi	Juli	Agustus	September	Oktober	November	Desember	Rata-rata
(1)	(8)	(9)	(10)	(11)	(12)	(13)	(14)
Aceh	2.245	2.245	2.245	2.245	2.245	2.245	2.239
Sumatera Utara	2.556	2.664	2.530	2.462	2.498	2.635	2.536
Sumatera Barat	1.776	1.776	1.776	1.776	1.776	1.776	1.776
Riau	2.986	2.986	2.986	2.986	2.986	2.986	2.986
Jambi	1.247	1.247	1.279	1.279	1.279	1.359	1.264
Sumatera Selatan	1.718	1.718	1.718	1.718	1.718	1.718	1.718
Bengkulu	1.968	1.968	1.968	1.968	1.968	1.968	1.968
Lampung	1.316	1.316	1.316	1.426	1.426	1.515	1.357
Kep. Bangka Belitung	1.235	1.235	1.235	1.235	1.235	1.235	1.235
Kepulauan Riau	-	-	-	-	-	-	-
Jawa Barat	1.550	1.550	1.602	1.602	1.550	1.550	1.559
Jawa Tengah	1.069	1.080	1.154	1.154	1.187	1.187	1.096
D. I. Yogyakarta	795	795	795	795	795	830	798
Jawa Timur	932	944	963	967	973	973	939
Banten	1.456	1.456	1.572	1.572	1.572	1.572	1.466
Bali	1.172	1.229	1.260	1.355	1.355	1.392	1.223
Nusa Tenggara Barat	2.383	2.383	2.585	2.787	2.765	2.866	2.497
Nusa Tenggara Timur	3.336	3.378	3.378	3.586	3.586	3.586	3.372
Kalimantan Barat	3.178	3.178	3.178	3.178	3.178	3.178	3.056
Kalimantan Tengah	2.832	2.832	2.832	2.832	2.897	2.897	2.719
Kalimantan Selatan	1.841	1.841	1.841	1.841	1.841	1.841	1.841
Kalimantan Timur	2.742	2.945	2.945	2.945	2.945	2.945	2.818
Sulawesi Utara	-	-	-	-	-	-	-
Sulawesi Tengah	1.975	1.975	1.975	1.975	1.975	2.127	2.019
Sulawesi Selatan	2.699	2.699	2.699	2.699	2.699	2.699	2.699
Sulawesi Tenggara	1.555	1.555	1.555	1.555	1.555	1.555	1.555
Gorontalo	2.272	2.158	2.115	2.327	2.327	2.210	2.196
Sulawesi Barat	5.000	5.000	5.000	5.000	5.000	5.000	5.000
Maluku	4.798	4.798	4.798	4.798	4.798	4.798	4.448
Maluku Utara	2.019	2.019	2.019	2.019	2.019	2.019	2.019
Papua Barat	6.896	6.896	6.896	6.896	6.896	6.896	6.896
Papua	4.382	4.382	4.382	4.382	4.382	4.382	4.382
Nasional	2.398	2.408	2.420	2.445	2.448	2.465	2.389

Tabel 2.24
Harga Konsumen Perdesaan Kelompok Makanan Jadi, 2012
Pinang Belum Dikupas (Rp/Buah)

Provinsi	Januari	Februari	Maret	April	Mei	Juni
(1)	(2)	(3)	(4)	(5)	(6)	(7)
Aceh	200	200	200	200	200	200
Sumatera Utara	237	237	237	237	261	261
Sumatera Barat	315	315	315	315	315	315
Riau	333	333	333	333	333	333
Jambi	513	513	513	513	513	513
Sumatera Selatan	480	480	480	480	480	480
Bengkulu	464	464	464	464	464	464
Lampung	342	342	342	342	342	342
Kep. Bangka Belitung	202	202	202	202	202	202
Kepulauan Riau	-	-	-	-	-	-
Jawa Barat	499	549	549	549	549	549
Jawa Tengah	396	396	396	425	425	425
D. I. Yogyakarta	523	523	523	523	523	523
Jawa Timur	596	600	598	618	621	621
Banten	430	430	430	430	430	430
Bali	244	244	244	244	244	244
Nusa Tenggara Barat	238	238	238	238	238	238
Nusa Tenggara Timur	512	512	512	537	537	538
Kalimantan Barat	515	515	515	540	540	540
Kalimantan Tengah	404	404	404	404	416	416
Kalimantan Selatan	389	389	389	389	389	389
Kalimantan Timur	439	439	439	439	439	439
Sulawesi Utara	-	-	-	-	-	-
Sulawesi Tengah	513	513	513	513	513	513
Sulawesi Selatan	495	495	495	495	495	495
Sulawesi Tenggara	238	238	238	238	238	238
Gorontalo	283	283	300	317	301	301
Sulawesi Barat	330	330	330	330	330	330
Maluku	1.438	1.438	1.438	1.438	1.438	1.438
Maluku Utara	954	954	954	954	954	954
Papua Barat	950	950	950	950	950	950
Papua	1.812	1.812	1.853	1.853	1.920	1.920
Nasional	509	511	513	517	520	520

Lanjutan Tabel 2.24

Provinsi	Juli	Agustus	September	Oktober	November	Desember	Rata-rata
(1)	(8)	(9)	(10)	(11)	(12)	(13)	(14)
Aceh	200	200	200	200	198	198	199
Sumatera Utara	261	261	261	287	315	315	264
Sumatera Barat	315	315	315	315	315	315	315
Riau	333	333	333	333	333	333	333
Jambi	513	513	513	513	513	513	513
Sumatera Selatan	480	480	480	480	480	480	480
Bengkulu	464	464	464	464	464	464	464
Lampung	332	332	342	342	342	342	340
Kep. Bangka Belitung	202	202	202	202	202	202	202
Kepulauan Riau	-	-	-	-	-	-	-
Jawa Barat	549	549	579	579	579	579	555
Jawa Tengah	425	425	428	428	428	428	419
D. I. Yogyakarta	523	523	523	523	523	523	523
Jawa Timur	623	620	620	630	636	636	618
Banten	430	430	430	430	430	430	430
Bali	244	244	244	244	244	263	246
Nusa Tenggara Barat	238	244	237	237	252	252	240
Nusa Tenggara Timur	537	563	563	563	563	563	542
Kalimantan Barat	540	540	540	540	540	540	534
Kalimantan Tengah	416	416	416	416	416	416	412
Kalimantan Selatan	389	389	389	389	389	389	389
Kalimantan Timur	439	439	439	439	439	439	439
Sulawesi Utara	-	-	-	-	-	-	-
Sulawesi Tengah	513	513	513	513	513	513	513
Sulawesi Selatan	495	495	495	495	495	495	495
Sulawesi Tenggara	238	238	238	238	238	238	238
Gorontalo	301	301	301	316	316	316	303
Sulawesi Barat	330	330	330	330	330	330	330
Maluku	1.510	1.510	1.510	1.510	1.510	1.510	1.474
Maluku Utara	954	954	954	954	954	954	954
Papua Barat	950	950	950	950	950	950	950
Papua	1.920	1.920	1.920	1.920	1.920	1.920	1.891
Nasional	522	523	524	526	528	528	520

Tabel 2.25
Harga Konsumen Perdesaan Kelompok Makanan Jadi, 2012
Gambir (Rp/Buah)

Provinsi	Januari	Februari	Maret	April	Mei	Juni
(1)	(2)	(3)	(4)	(5)	(6)	(7)
Aceh	910	910	910	910	910	910
Sumatera Utara	1.382	1.382	1.382	1.382	1.382	1.382
Sumatera Barat	1.125	1.125	1.125	1.125	1.103	1.103
Riau	639	639	639	639	639	639
Jambi	487	487	487	487	487	487
Sumatera Selatan	842	842	842	842	842	842
Bengkulu	1.085	1.085	1.085	1.085	1.085	1.085
Lampung	1.017	1.017	1.017	1.118	1.118	1.160
Kep. Bangka Belitung	751	751	817	817	817	817
Kepulauan Riau	1.684	1.684	1.684	1.684	1.684	1.684
Jawa Barat	817	817	817	841	841	841
Jawa Tengah	825	832	834	837	845	845
D. I. Yogyakarta	1.085	1.085	1.085	1.085	1.085	1.075
Jawa Timur	692	692	687	689	686	686
Banten	914	891	891	891	891	891
Bali	346	346	346	346	346	354
Nusa Tenggara Barat	429	429	429	429	429	429
Nusa Tenggara Timur	1.100	1.100	1.100	1.100	1.100	1.100
Kalimantan Barat	1.020	1.020	1.020	1.020	1.020	1.020
Kalimantan Tengah	896	896	896	859	859	863
Kalimantan Selatan	703	703	703	703	703	703
Kalimantan Timur	993	993	993	973	973	973
Sulawesi Utara	-	-	-	-	-	-
Sulawesi Tengah	1.313	1.313	1.313	1.313	1.313	1.313
Sulawesi Selatan	1.018	1.018	1.018	1.018	1.018	1.018
Sulawesi Tenggara	910	910	938	938	938	938
Gorontalo	538	531	531	531	541	541
Sulawesi Barat	2.000	2.000	2.000	2.000	2.000	2.000
Maluku	1.000	1.000	1.000	1.000	1.000	1.000
Maluku Utara	750	750	750	750	750	750
Papua Barat	-	-	-	-	-	-
Papua	2.083	2.083	2.083	2.083	2.083	2.083
Nasional	978	978	981	983	983	984

Lanjutan Tabel 2.25

Provinsi	Juli	Agustus	September	Oktober	November	Desember	Rata-rata
(1)	(8)	(9)	(10)	(11)	(12)	(13)	(14)
Aceh	910	910	910	910	900	900	909
Sumatera Utara	1.382	1.406	1.459	1.588	1.588	1.588	1.442
Sumatera Barat	1.103	1.103	1.103	1.103	1.103	1.103	1.110
Riau	639	639	639	639	639	639	639
Jambi	487	487	487	487	487	477	486
Sumatera Selatan	842	842	842	842	842	842	842
Bengkulu	1.085	1.085	1.085	1.085	1.140	1.140	1.095
Lampung	1.160	1.160	1.118	1.131	1.131	1.131	1.107
Kep. Bangka Belitung	817	817	817	817	817	817	806
Kepulauan Riau	1.684	1.684	1.684	1.684	1.684	1.684	1.684
Jawa Barat	841	841	920	952	952	952	870
Jawa Tengah	845	853	853	865	865	865	847
D. I. Yogyakarta	1.075	1.075	1.075	1.075	1.075	1.075	1.079
Jawa Timur	687	691	699	705	708	708	694
Banten	891	891	936	936	936	936	908
Bali	354	354	354	363	363	368	353
Nusa Tenggara Barat	429	429	429	429	429	429	429
Nusa Tenggara Timur	1.100	1.100	1.100	1.100	1.100	1.100	1.100
Kalimantan Barat	1.020	1.020	1.020	1.020	1.020	1.020	1.020
Kalimantan Tengah	906	906	906	906	906	906	892
Kalimantan Selatan	703	703	703	703	703	703	703
Kalimantan Timur	973	973	973	973	973	973	978
Sulawesi Utara	-	-	-	-	-	-	-
Sulawesi Tengah	1.313	1.313	1.313	1.313	1.313	1.352	1.316
Sulawesi Selatan	1.018	1.018	1.018	1.018	1.018	1.018	1.018
Sulawesi Tenggara	938	974	974	974	974	988	950
Gorontalo	541	535	547	547	536	536	538
Sulawesi Barat	2.000	2.000	2.000	2.000	2.000	2.000	2.000
Maluku	1.000	1.000	1.000	1.000	1.000	1.000	1.000
Maluku Utara	750	750	750	750	750	750	750
Papua Barat	-	-	-	-	-	-	-
Papua	2.083	2.083	2.083	2.083	2.083	2.083	2.083
Nasional	986	988	993	1.000	1.001	1.003	988

Tabel 2.26
Harga Konsumen Perdesaan Kelompok Makanan Jadi, 2012
Bir (Rp/Botol)

Provinsi	Januari	Februari	Maret	April	Mei	Juni
(1)	(2)	(3)	(4)	(5)	(6)	(7)
Aceh	-	-	-	-	-	-
Sumatera Utara	22.250	22.414	22.414	22.468	22.577	22.577
Sumatera Barat	18.300	18.300	18.300	18.300	18.300	18.300
Riau	18.375	18.375	18.375	18.375	19.014	19.174
Jambi	21.538	21.615	21.615	21.615	21.615	21.385
Sumatera Selatan	22.583	22.583	22.500	22.500	22.500	22.833
Bengkulu	21.722	21.944	21.944	21.944	21.944	21.944
Lampung	19.133	19.133	19.133	19.133	19.133	19.133
Kep. Bangka Belitung	15.318	15.318	15.318	15.682	15.682	15.682
Kepulauan Riau	20.899	20.899	20.899	21.161	20.846	20.846
Jawa Barat	20.411	20.462	20.462	20.870	20.870	20.936
Jawa Tengah	20.119	20.119	20.119	20.119	20.119	20.119
D. I. Yogyakarta	20.000	20.000	20.000	20.000	20.000	20.000
Jawa Timur	17.119	17.396	17.396	17.396	17.525	17.560
Banten	20.000	20.000	20.000	20.000	20.000	20.000
Bali	20.237	20.237	20.237	20.359	20.390	20.604
Nusa Tenggara Barat	22.057	22.244	22.244	22.805	22.805	22.805
Nusa Tenggara Timur	23.800	23.846	23.846	23.846	24.331	24.331
Kalimantan Barat	21.954	22.019	22.719	22.960	23.099	23.150
Kalimantan Tengah	29.927	29.927	29.927	29.927	29.927	29.927
Kalimantan Selatan	-	-	-	-	-	-
Kalimantan Timur	24.167	24.167	24.167	24.167	24.167	24.167
Sulawesi Utara	22.000	22.000	22.000	22.000	22.052	22.003
Sulawesi Tengah	22.278	22.556	22.556	22.556	22.556	22.556
Sulawesi Selatan	21.000	21.000	21.000	21.000	21.000	21.000
Sulawesi Tenggara	28.300	28.500	28.500	28.500	28.500	28.500
Gorontalo	22.358	22.938	22.938	22.938	22.938	22.938
Sulawesi Barat	20.500	20.500	20.500	20.500	20.500	20.500
Maluku	25.219	25.819	25.169	25.417	25.915	25.069
Maluku Utara	25.219	25.219	25.219	25.219	25.219	25.219
Papua Barat	23.523	23.859	23.859	23.859	23.859	23.859
Papua	23.523	23.523	25.356	25.356	25.356	25.356
Nasional	21.794	21.897	21.957	22.032	22.091	22.082

Lanjutan Tabel 2.26

Provinsi	Juli	Agustus	September	Oktober	November	Desember	Rata-rata
(1)	(8)	(9)	(10)	(11)	(12)	(13)	(14)
Aceh	-	-	-	-	-	-	-
Sumatera Utara	22.577	22.577	22.577	22.632	22.632	22.694	22.532
Sumatera Barat	18.300	18.300	18.300	18.300	18.300	18.300	18.300
Riau	19.329	19.329	19.329	19.483	19.483	19.638	19.023
Jambi	21.385	21.385	21.385	21.385	21.385	21.462	21.481
Sumatera Selatan	22.833	22.833	22.833	22.833	22.833	22.833	22.708
Bengkulu	21.944	21.944	21.944	21.944	21.944	21.944	21.926
Lampung	19.133	19.133	19.133	19.133	19.133	19.133	19.133
Kep. Bangka Belitung	15.682	15.682	15.682	15.682	15.682	15.682	15.591
Kepulauan Riau	20.846	20.846	20.846	20.846	21.402	21.402	20.978
Jawa Barat	21.709	22.217	22.268	22.240	22.291	22.596	21.444
Jawa Tengah	20.119	20.119	20.151	20.151	21.432	21.432	20.343
D. I. Yogyakarta	20.000	20.000	19.623	19.623	19.623	19.623	19.874
Jawa Timur	17.578	17.709	17.705	17.819	17.822	17.822	17.570
Banten	20.000	20.000	20.000	20.000	22.000	22.000	20.333
Bali	20.604	21.079	21.079	21.138	21.435	21.435	20.736
Nusa Tenggara Barat	22.805	22.805	22.805	22.805	21.683	21.683	22.462
Nusa Tenggara Timur	24.331	24.432	24.432	24.432	24.712	24.813	24.263
Kalimantan Barat	23.242	23.242	23.194	23.194	23.194	23.460	22.952
Kalimantan Tengah	30.816	31.134	32.549	33.175	33.807	34.433	31.290
Kalimantan Selatan	-	-	-	-	-	-	-
Kalimantan Timur	24.167	24.167	24.167	24.167	24.167	24.167	24.167
Sulawesi Utara	22.125	22.125	22.125	22.125	22.125	22.587	22.105
Sulawesi Tengah	22.444	23.333	23.333	23.333	23.333	23.333	22.847
Sulawesi Selatan	21.000	21.000	21.000	21.000	21.000	21.000	21.000
Sulawesi Tenggara	28.500	28.500	28.500	28.500	28.901	28.901	28.550
Gorontalo	23.205	23.205	23.205	23.292	23.292	23.292	23.045
Sulawesi Barat	20.500	20.500	20.500	20.500	20.500	20.500	20.500
Maluku	25.393	25.393	25.393	25.393	25.393	25.393	25.414
Maluku Utara	25.373	25.373	25.373	25.373	25.665	25.896	25.364
Papua Barat	23.859	23.859	23.859	23.859	23.859	23.859	23.831
Papua	25.648	25.648	25.648	25.648	25.648	25.135	25.154
Nasional	22.182	22.262	22.298	22.333	22.489	22.548	22.164

DATA

MENCERDASKAN BANGSA

<http://www.bps.go.id>



BADAN PUSAT STATISTIK

Jl. dr. Sutomo No. 6-8 Jakarta 10710

Telp: (021) 3841195, 3842508, 3810291-4, Fax: (021) 3863816

Homepage: <http://www.bps.go.id> E-mail: konstruksi@bps.go.id

ISSN 2338-0225

