



Katalog BPS: 8202006

BULETIN
STATISTIK PERDAGANGAN LUAR NEGERI
FOREIGN TRADE STATISTICAL BULLETIN

IMPOR / IMPORTS

Desember
December **2012**



BULETIN

STATISTIK PERDAGANGAN LUAR NEGERI
FOREIGN TRADE STATISTICAL BULLETIN

IMPOR / IMPORTS

Desember
December **2012**



Buletin
STATISTIK PERDAGANGAN LUAR NEGERI
FOREIGN TRADE STATISTICAL BULLETIN
IMPOR/IMPORTS

Desember/December 2012

No. Publikasi / Publication Number : 06120.1303

No. ISSN / ISSN : 0126-3668

Katalog BPS / BPS Catalogue : 8202006

Ukuran Buku / Book Size : 21 Cm x 28 Cm

Jumlah Halaman / Number of pages : xix+186 halaman/pages

Naskah / Manuscript :

Subdirektorat Statistik Impor

Subdirectorate of Import Statistics

Gambar Kulit / Cover Design :

Subdirektorat Publikasi dan Kompilasi Statistik

Subdirectorate of Statistical Publication and Compilation

Diterbitkan oleh / Published by :

Badan Pusat Statistik, Jakarta-Indonesia

BPS - Statistics Indonesia

Dicetak oleh / Printed by :

Boleh dikutip dengan menyebut sumbernya

May be cited with reference to the source

KATA PENGANTAR

Publikasi Statistik Impor Desember 2012 merupakan kelanjutan dari publikasi sebelumnya yang diterbitkan secara bulanan oleh Badan Pusat Statistik Republik Indonesia (BPS-RI). Data yang disajikan dalam publikasi ini, mencakup :

- A. Impor menurut Golongan Barang HS, Golongan Barang SITC, Komoditi (HS), Negara Asal, Pelabuhan Impor, Negara Asal dan Lima Golongan Barang Utama SITC 3 digit, Komoditi tertentu dan Negara Asal Utama
- B. Impor Kawasan Berikat menurut Golongan Barang HS 2 digit, Golongan Barang SITC, Negara Asal, Provinsi dan Pelabuhan Impor

Ucapan terima kasih dan penghargaan yang setinggi-tingginya disampaikan kepada Direktorat Jenderal Bea dan Cukai, Kementerian Keuangan dan Bank Indonesia yang telah secara teratur dan berkesinambungan mengirimkan dokumen PIB, serta PT. Pertamina yang telah memberikan data impor minyak dan gas secara rutin. Selanjutnya, kepada semua pihak yang juga telah membantu BPS-RI sehingga memungkinkan diterbitkannya publikasi ini diucapkan terima kasih.

Akhirnya, kami mengharapkan semoga publikasi ini bermanfaat bagi pengguna data.

Jakarta, Maret 2013
Badan Pusat Statistik
Kepala



Dr. SURYAMIN, M.Sc
NIP. 195608051979031001

FOREWORD

The monthly publication of import statistics, is a sequential issue from the preceding publication which developed by The BPS-Statistics of the Republic of Indonesia. This Publication covered:

- A. Import by HS Commodity Groups, SITC Commodity Groups, Commodity (HS), Country of Origin, Port of Importation, Country of Origin and Five Major SITC Commodity Group, Certain Commodities import by Main Country of Origin
- B. Bonded Zone import by Commodity 2 Digits HS, by SITC Commodity Group, Country of Origin, by Province and port of Importation

Deeply gratitude and the highest appreciation are due to the Directorate General of Custom, Ministry of Finance and Bank of Indonesia of their contribution of regularly in sending documents, and also to PT. Pertamina for the best cooperation in supporting data of oil and gas so that BPS published this edition successfully.

Finally, it is hoped that this publication would be useful for users.

Jakarta, March 2013
BPS-Statistics Indonesia
Distribution and Service Statistics



Dr. SURYAMIN, M.Sc
Director General

PENJELASAN

1. DAERAH PENCATATAN

Daerah pencatatan statistik dalam publikasi ini meliputi seluruh wilayah Republik Indonesia.

2. SUMBER DOKUMEN

Statistik dikumpulkan berdasarkan dokumen impor (Pemberitahuan Impor Barang (PIB - BC 2.0) dan Pemberitahuan Pengangkutan Barang Impor (PPBI – BC 2.3) yang diisi oleh importir. Dokumen PIB - BC 2.0 dan PPBI - BC 2.3 diterima dari Bea dan Cukai dan berlaku sejak April 1997 berdasarkan Surat Keputusan Menteri Keuangan nomor 101/KMK.05/1997 tanggal 10 Maret 1997.

3. SISTEM PERDAGANGAN

Sistem pencatatan Statistik Perdagangan Luar Negeri mempergunakan Sistem Perdagangan Umum (*the General Trade System*) atau dengan Sistem Perdagangan Khusus (*the Special Trade System*). Dalam Sistem Perdagangan Umum, Kawasan Berikat dianggap sebagai "dalam negeri", sedangkan dalam Sistem Perdagangan Khusus, dianggap sebagai "luar negeri". Sejak Januari 2008, sistem pencatatan Statistik Impor menggunakan Sistem Perdagangan Umum.

4. RUANG LINGKUP

Pencatatan Statistik Impor meliputi seluruh barang-barang yang masuk ke wilayah Indonesia.

5. KASUS KHUSUS

- 5.1. Sebagian impor kapal laut dan pesawat beserta suku cadangnya termasuk dalam Statistik Impor.
- 5.2. Barang-barang luar negeri yang diolah atau diperbaiki di dalam negeri tetap dicatat sebagai barang impor, meskipun setelah barang tersebut selesai diproses akan kembali ke luar negeri (*re-ekspor*).
- 5.3. Barang-barang di bawah ini tidak termasuk di dalam Statistik Impor:
 - a. Pakaian dan barang-barang perhiasan penumpang.
 - b. Barang-barang penumpang untuk dipakai sendiri, kecuali lemari es, pesawat TV dan sebagainya.
 - c. Barang-barang yang diimpor untuk keperluan perwakilan (kedutaan) suatu negara.
 - d. Barang-barang untuk ekspedisi dan ekshibisi/pameran.
 - e. Sebagian barang-barang yang langsung diimpor oleh angkatan bersenjata.
 - f. Pembungkus/peti kemas.
 - g. Uang dan surat-surat berharga.
 - h. Barang-barang sebagai contoh.

6. SISTEM PENGOLAHAN

Data dalam publikasi ini mencakup dokumen PIB selama Desember 2012 yang diterima oleh Badan Pusat Statistik sampai akhir Januari 2013. Sistem pengolahan menggunakan *Carry Over*. Dengan metode ini dokumen-dokumen dari Bea dan Cukai ditunggu selama satu bulan setelah bulan berjalan. Dokumen-dokumen yang datang terlambat akan dimasukkan dalam bulan pengolahan berikutnya.

7. KLASIFIKASI JENIS BARANG

Penggolongan barang yang digunakan di dalam statistik impor adalah klasifikasi Barang Impor yang berdasarkan pada Buku Tarif Kepabeanan Indonesia 2012 (BTKI 2012) yang mengacu pada amandemen keempat dari World Customs Organization (WCO) sebagai lembaga Internasional yang menyusun klasifikasi Harmonized System (HS). Disamping menggunakan HS sebagai klasifikasi jenis barang, juga digunakan Standard International Trade Classification (SITC) Revisi 4.

8. PERIODE REFERENSI

Periode penentuan impor adalah tanggal penyelesaian dokumen oleh pejabat-pejabat Bea dan Cukai yang terdapat dalam dokumen impor.

9. NILAI BARANG

Nilai barang dinyatakan dalam nilai CIF (US\$) dan nilai Kurs Desember 2012 yang digunakan adalah US\$ 1 = Rp.9.091,-

10. SATUAN BARANG

Berat barang impor adalah berat bersih dan dinyatakan dalam Kg.

11. NEGARA ASAL

Negara asal adalah negara dimana barang-barang tersebut dihasilkan dan dokumennya telah diperiksa serta dinyatakan sesuai dengan peraturan yang berlaku oleh pejabat Bea dan Cukai.

EXPLANATORY NOTES

1. AREA RECORDINGS

The statistical recording area in this publication covers the entire territory of the Republic of Indonesia.

2. SOURCE OF DOCUMENTS

Statistics are compiled based on Import Declaration Form (Pemberitahuan Impor Barang (PIB-BC 2.0) or Pemberitahuan Pengangkutan Barang Impor (PPBI-BC 2.3)) of Import documents that are filled by importers. The PIB documents received from Customs and Excise, prevailing on April 1, 1997, based on Minister of Finance Decree No. 101/KMK.05/1997, March 10, 1997.

3. TRADE SYSTEM

The systems of recording Foreign Trade Statistics apply the General Trade System or the Special Trade System. In the General Trade System, the Bonded Zone is regarded as "*Domestic*", while in the Special Trade System; the Bonded Zone is regarded as "*Abroad*". Since January 2008, the systems of recording import Statistics have applied the General Trade System.

4. COVERAGE

The recording Import Statistics covers all goods entering the Indonesian territory.

5. PARTICULAR CASES

5.1 Part of importation of sea vessels and airplanes and their spare parts are included in the Import Statistics.

5.2 Overseas goods which are processed or modified in Indonesian Country are recorded as importation, although after the goods finish process will return to abroad (re-exports).

5.3 The goods here under are not included in the Import Statistics:

- a. Clothes and jewelry of passengers.
- b. Luggage of passengers of own use, except refrigerators, television sets, etc.
- c. Goods imported for the use of foreign countries representations (embassies).
- d. Goods for expeditions and exhibition shows.
- e. A part of the goods directly imported by armed forces.
- f. Packing's containers to be refilled.
- g. Bank notes and securities.
- h. Sample goods.

6. PROCESSING SYSTEM

The data in this publication covers documents of December 2012 were received by the BPS to the end of January, 2013. The documents are processed using a carry over system. The deadline for the acceptance of documents of a certain month is one month after the reference period, which means the end of the following month. The documents accepted after the deadline is considered as the document of the following month.

7. COMMODITY CLASSIFICATION

The classification of goods in this publication applies the 2012 Indonesia's Custom Tariff Classification, based on fourth amendment from World Customs Organization (WCO) as an International Organization who arranged the Classification of Harmonized System (HS). Besides applying the HS, the Standard International Trade Classification (SITC) Revised 4 is also applied in the classification of goods.

8. REFERENCE PERIOD

The period of import determination is the date of settlement/completion by the Customs and Excise Officials as stated in the Import documents.

9. COMMODITY VALUATION

The values recorded, are the CIF value (US\$). The exchange rate use for December, 2012, US\$1 = Rp.9.091,-

10. UNIT OF COMMODITY

The net weight imported of goods are present to Kg.

11. COUNTRY OF ORIGIN

Country of origin is the country in which the goods have been produced, after being verified by Customs and Excise Officials, pursuant to the prevailing regulations

DAFTAR ISI/CONTENTS

	Halaman/Page
KATA PENGANTAR/ <i>FOREWORD</i>	iii-iv
PENJELASAN/ <i>EXPLANATORY NOTES</i>	v-viii
DAFTAR ISI/ <i>CONTENTS</i>	ix
RINGKASAN/ <i>SUMMARY</i>	xi-xix
Tabel/ <i>Table</i> I-1. Import Menurut Golongan Barang HS/ <i>Import by HS Commodity Groups</i>	
Menurut 21 Golongan Barang HS/ <i>By 21 HS Commodity Groups</i>	1
Menurut Golongan Barang 2 Dijiit HS/ <i>By Commodity Groups 2 Digit</i>	
<i>Code HS</i>	2
Menurut 40 Golongan Barang HS Terbesar/ <i>By 40 Biggest Commodities</i>	
<i>10 Digit HS Code</i>	3
Tabel/ <i>Table</i> I-2. Impor Menurut Golongan Barang SITC/ <i>Import by SITC Commodity</i>	
<i>Groups</i>	4-8
Tabel/ <i>Table</i> I-3. Impor Menurut Komoditi (HS)/ <i>Import by Commodity (HS)</i>	9-133
Tabel/ <i>Table</i> I-4. Impor Menurut Negara Asal/ <i>Import by Country of Origin</i>	134-136
Tabel/ <i>Table</i> I-5. Impor Menurut Pelabuhan Impor/ <i>Import by Port of Importation</i>	137-139
Tabel/ <i>Table</i> I-6 Impor Menurut Negara Asal dan Lima Golongan Barang (SITC)	
Utama/ <i>Import by Country of Origin and Five Major SITC Commodity</i>	
<i>Group</i>	140-170
Tabel/ <i>Table</i> I-7 Impor Komoditi Tertentu Menurut Negara Asal Utama/ <i>Certain</i>	
<i>Commodities Import by Main Country of Origin</i>	171-175
Tabel/ <i>Table</i> K1 Import Kawasan Berikat Menurut Golongan Barang 2 Dijiit HS/ <i>Bonded</i>	
<i>Zone Import by Commodity 2 Digits HS</i>	176-177
Tabel/ <i>Table</i> K2 Impor Kawasan Berikat Menurut Golongan Barang SITC/	
<i>Bonded Zone Import by SITC Commodity Group</i>	178-182
Tabel/ <i>Table</i> K3 Impor Kawasan Berikat Menurut Negara Asal/ <i>Bonded Zone</i>	
<i>Import by Country of Origin</i>	183-185
Tabel/ <i>Table</i> K4 Impor Kawasan Berikat Menurut Provinsi dan Pelabuhan Impor/ <i>Bonded</i>	
<i>Zone Import by Province and Port of Importation</i>	186

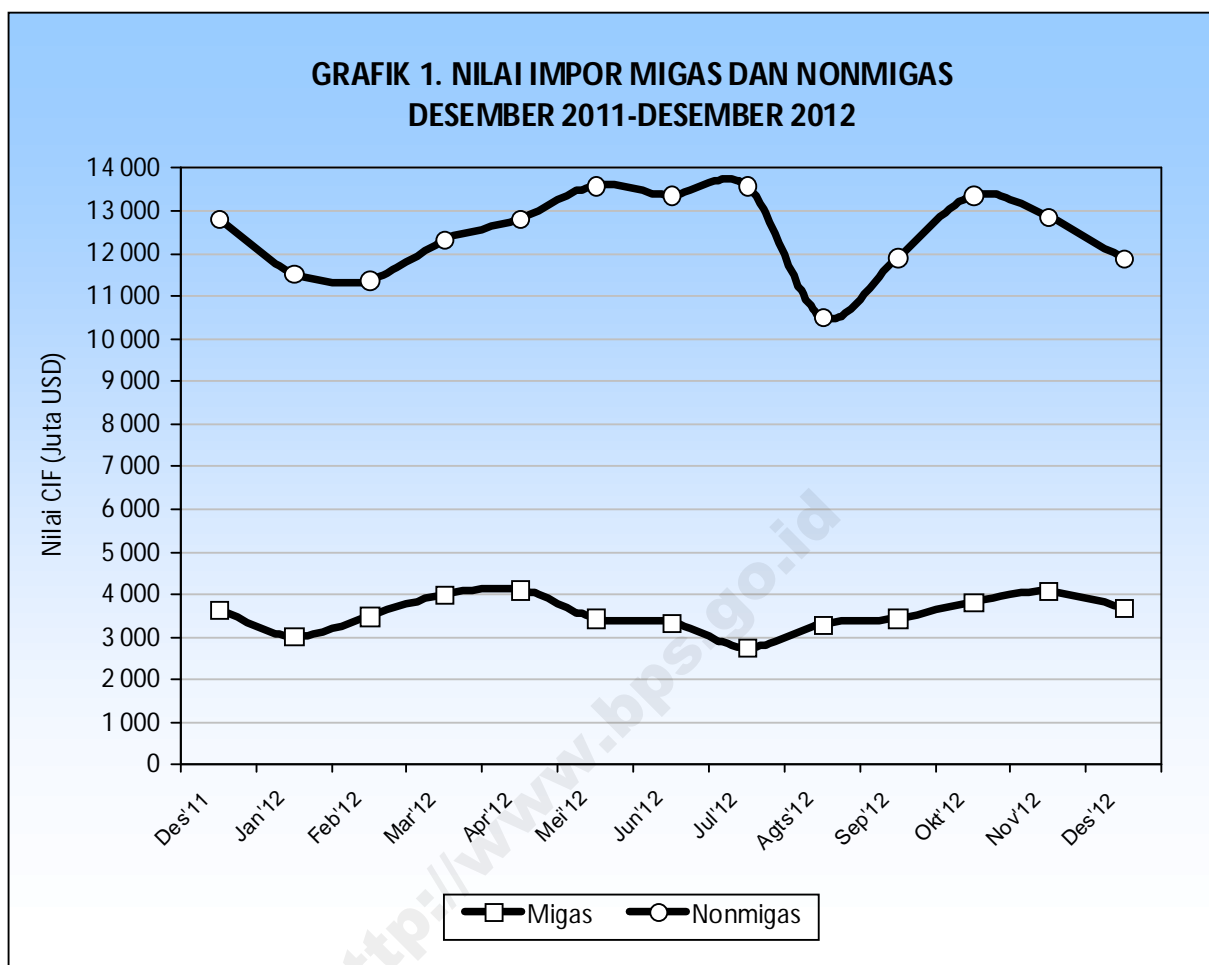
RINGKASAN

Pada Desember 2012 nilai impor mencapai USD15.582,0 juta yang terdiri dari impor melalui Kawasan Berikat sebesar USD1.623,9 juta (10,42 persen) dan di Luar Kawasan Berikat sebesar USD13.958,1 juta (89,58 persen). Nilai impor migas Indonesia mencapai USD3.705,5 juta atau 23,78 persen dari total impor Indonesia. Sedangkan nilai impor nonmigas Indonesia mencapai USD11.876,5 juta dan memberikan peranan sebesar 76,22 persen terhadap total impor Indonesia.

**TABEL 1. IMPOR MIGAS DAN NONMIGAS
DESEMBER 2011 – DESEMBER 2012**

Tahun/Bulan	Migas		Nonmigas		Total		
	Indonesia	Kawasan Berikat	Indonesia	Kawasan Berikat	Indonesia	Kawasan Berikat	
Nilai CIF (Juta USD)							
2011	Desember	3 647,3	48,3	12 828,3	1 760,0	16 475,6	1 808,3
2012	Januari	3 019,3	12,8	11 535,3	1 954,0	14 554,6	1 966,8
	Februari	3 492,7	9,6	11 374,1	1 504,9	14 866,8	1 514,5
	Maret	4 008,9	9,6	12 316,8	1 897,5	16 325,7	1 907,1
	April	4 120,4	1,3	12 817,5	1 921,4	16 937,9	1 922,7
	Mei	3 442,0	12,5	13 594,7	2 016,8	17 036,7	2 029,3
	Juni	3 354,0	3,4	13 373,5	2 128,6	16 727,5	2 132,0
	Juli	2 760,0	7,2	13 594,4	2 038,1	16 354,4	2 045,3
	Agustus	3 312,1	1,4	10 501,8	1 345,4	13 813,9	1 346,8
	September	3 443,0	3,3	11 905,6	1 860,6	15 348,6	1 863,9
	Oktober	3 827,8	13,6	13 380,1	2 034,5	17 207,9	2 048,1
	November	4 078,6	38,5	12 856,4	1 867,2	16 935,0	1 905,7
	Desember	3 705,5	38,8	11 876,5	1 585,1	15 582,0	1 623,9
Peranan Terhadap Total Impor (%)							
2011	Desember	22,14	2,67	77,86	97,33	100,00	100,00
2012	Januari	20,74	0,65	79,26	99,35	100,00	100,00
	Februari	23,49	0,63	76,51	99,37	100,00	100,00
	Maret	24,56	0,50	75,44	99,50	100,00	100,00
	April	24,33	0,07	75,67	99,93	100,00	100,00
	Mei	20,20	0,62	79,80	99,38	100,00	100,00
	Juni	20,05	0,16	79,95	99,84	100,00	100,00
	Juli	16,88	0,35	83,12	99,65	100,00	100,00
	Agustus	23,98	0,10	76,02	99,90	100,00	100,00
	September	22,43	0,18	77,57	99,82	100,00	100,00
	Oktober	22,24	0,66	77,76	99,34	100,00	100,00
	November	24,08	2,02	75,92	97,98	100,00	100,00
	Desember	23,78	2,39	76,22	97,61	100,00	100,00

Dari total nilai impor migas Indonesia, impor melalui Kawasan Berikat hanya sebesar USD38,8 juta atau 1,05 persen, sedangkan sisanya sebanyak USD3.666,7 juta (98,95 persen) di Luar Kawasan Berikat. Sementara itu, nilai impor nonmigas di Luar Kawasan Berikat mencapai USD10.291,4 juta atau 86,65 persen dan yang melalui Kawasan Berikat sebesar USD1.585,1 juta (13,35 persen).



Dilihat dari peranannya, selama tiga belas bulan terakhir impor migas memberikan kontribusi rata-rata 22,22 persen per bulan dan impor nonmigas sebesar 77,78 persen per bulan. Sementara itu, pada Desember 2012 peranan impor migas mencapai 23,78 persen yang berarti angka tersebut berada di atas rata-rata. Sebaliknya peranan impor nonmigas berada di bawah rata-rata yaitu 76,22 persen.

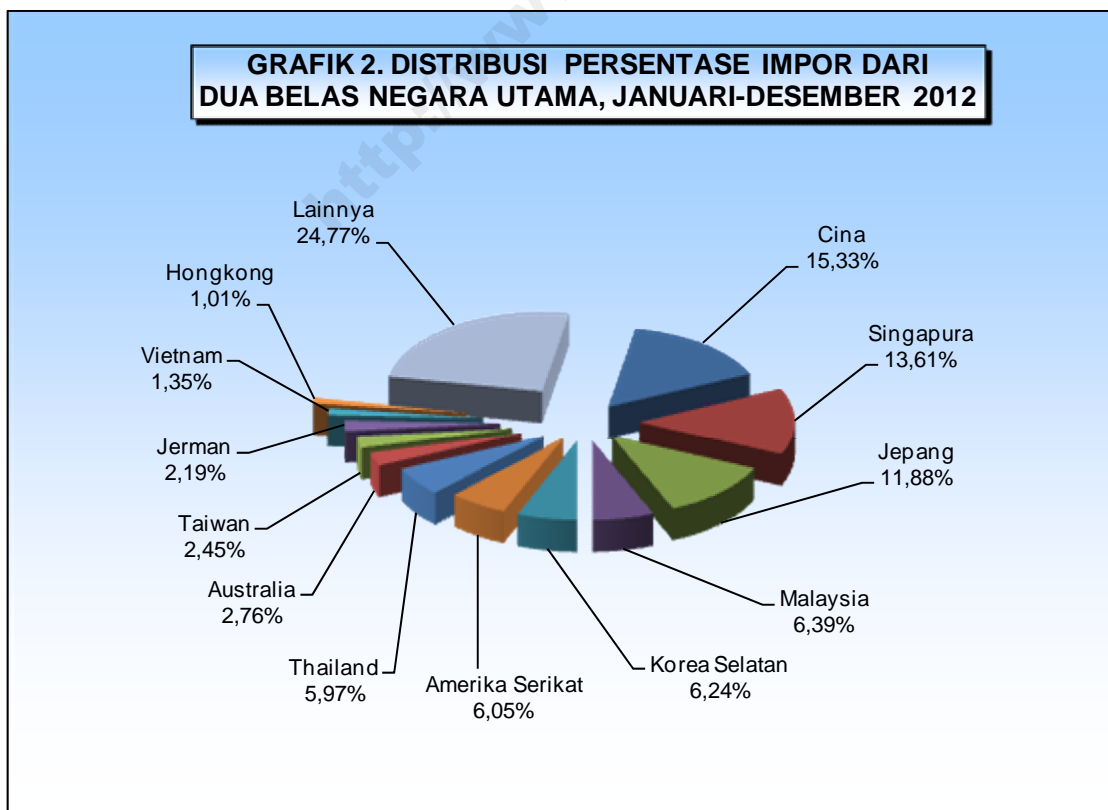
Dengan diterapkannya Sistem Perdagangan Umum (*General Trade System*) dalam pencatatan statistik impor, secara keseluruhan nilai impor barang yang tercatat mengalami kenaikan yang nyata (signifikan).

**TABEL 2. PERKEMBANGAN IMPOR MIGAS DAN NONMIGAS
JANUARI-DESEMBER, 2008-2012**

Bulan/ Tahun	Nilai (Juta USD)			Peranan (%)		
	Migas	Non-Migas	Total	Migas	Non-Migas	Total
Jan-Des						
2008	30 552,9	98 644,4	129 197,3	23,65	76,35	100,00
2009	18 980,7	77 848,5	96 829,2	19,60	80,40	100,00
2010	27 412,7	108 250,6	135 663,3	20,21	79,79	100,00
2011	40 701,5	136 734,1	177 435,6	22,94	77,06	100,00
2012	42 564,3	149 126,7	191 691,0	22,20	77,80	100,00

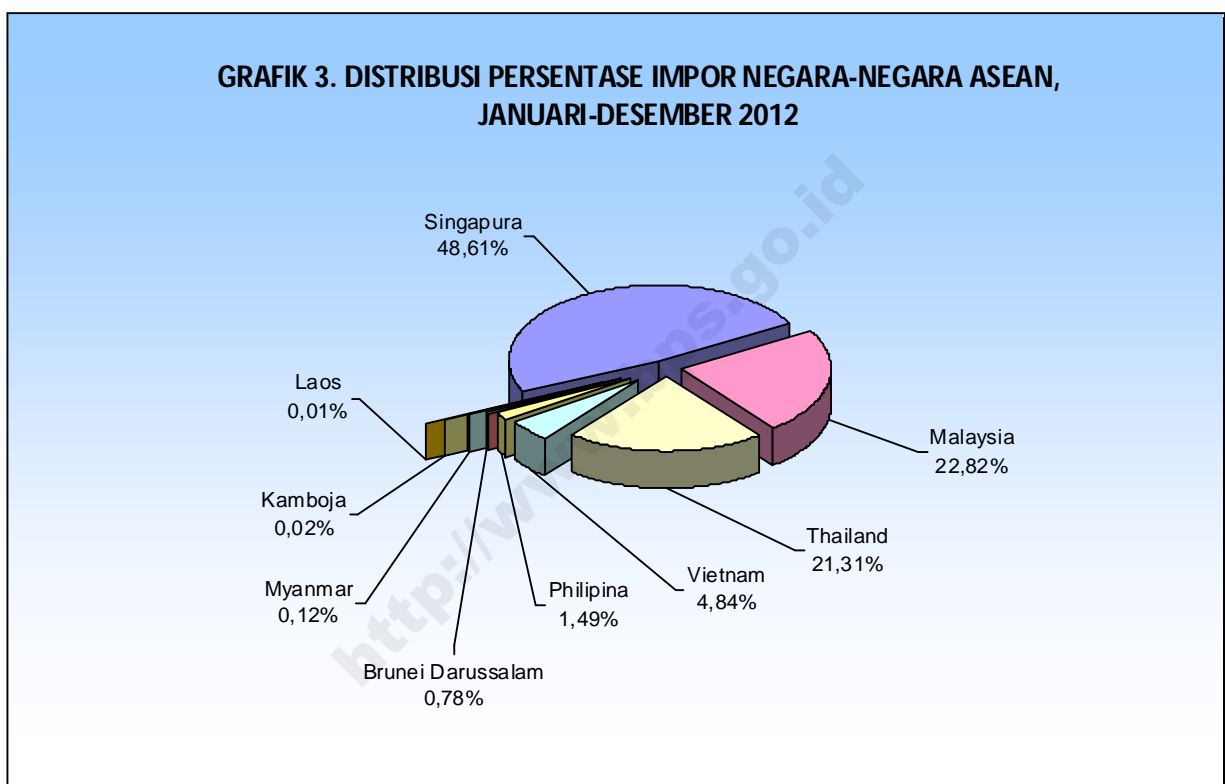
Keterangan : SPK = Sistem Perdagangan Khusus
SPU = Sistem Perdagangan Umum

Impor migas Januari-Desember 2012 sebesar USD32.042,4 juta atau meningkat 4,58 persen jika dibandingkan impor migas periode yang sama tahun sebelumnya. Demikian halnya dengan impor nonmigas Januari-Desember 2012 yaitu sebesar USD114.120,9 juta atau meningkat sebesar 8,03 persen dibanding impor nonmigas Januari-Desember 2011 yang besarnya USD191.691,0 juta. Dilihat dari nilainya, selama Januari-Desember periode 2008-2012 di dominasi oleh impor nonmigas dengan rata-rata peranan sebesar 78,28 persen per tahun. Dengan demikian dapat disimpulkan bahwa perekonomian Indonesia selama ini masih bertumpu pada impor sektor nonmigas.



Dari keseluruhan nilai impor pada Januari-Desember 2012, 75,23 persen berasal dari dua belas negara utama. Cina menempati posisi pertama, yaitu 15,33 persen dari total impor Indonesia, diikuti oleh Singapura (13,61 persen), Jepang (11,88 persen), Malaysia (6,39 persen), Korea Selatan (6,24 persen), Amerika Serikat (6,05 persen), Thailand (5,97 persen), Australia (2,76 persen), Taiwan (2,45 persen), Jerman (2,19 persen), Vietnam (1,35 persen), dan Hongkong (1,01 persen).

Impor terbesar pada Januari-Desember 2012 berasal dari kelompok sembilan negara APEC Lainnya yakni mencapai 40,17 persen atau sebesar USD77.005,6 juta. Kelompok negara ASEAN berada di urutan berikutnya dengan peranan sebesar 27,99 persen (USD53.661,0 juta), kemudian diikuti kelompok negara Uni Eropa 7,37 persen (USD14.132,2 juta), kelompok negara NAFTA sebesar 7,30 persen (USD13.981,8 juta), sedangkan kelompok negara lainnya menyumbang 17,17 persen (USD32.910,4 juta).



Jika dilihat impor Indonesia dari kelompok ASEAN, selama Januari-Desember 2012 peranan impor yang paling tinggi adalah dari *Singapura* dengan peranan sebesar 48,61 persen dari total impor ASEAN. *Malaysia* menempati urutan kedua sebesar 22,82 persen, diikuti oleh *Thailand* (21,31 persen), *Vietnam* (4,84 persen), *Philipina* (1,49 persen), sementara peranan impor dari *Brunei Darussalam*, *Myanmar*, *Kamboja* dan *Laos* masih di bawah satu persen.

Dari kelompok negara Uni Eropa, selama Januari-Desember 2012 peranan impor yang paling tinggi adalah dari *Jerman* dengan peranan sebesar 29,64 persen dari total impor Uni Eropa. *Perancis* menempati urutan kedua dengan peranan 13,62 persen, diikuti oleh *Italia* (10,78 persen), *Inggris* (9,67 persen), dan *Swedia* (9,19 persen).

**TABEL 3. NILAI DAN PERANAN IMPOR
DARI KELOMPOK NEGARA ASEAN, NAFTA, DAN UNI EROPA
JANUARI-DESEMBER 2011 DAN 2012**

KELOMPOK NEGARA	Januari-Desember 2011		Januari-Desember 2012		Perubahan Jan-Des 2012 thd Jan-Des 2011 (%)
	Nilai (Juta USD)	Peranan (%)	Nilai (Juta USD)	Peranan (%)	
APEC					
ASEAN	51 108,9	28,80	53 661,0	27,99	4,99
Thailand	10 405,1	5,87	11 437,2	5,97	9,92
Singapura	25 964,7	14,63	26 087,3	13,61	0,47
Philippina	852,4	0,48	799,7	0,41	-6,18
Malaysia	10 404,9	5,86	12 243,6	6,39	17,67
Myanmar	71,3	0,04	63,5	0,03	-10,94
Kamboja	7,9	0,01	11,6	0,01	46,84
Brunei Darussalam	1 018,4	0,57	419,8	0,22	-58,78
Laos	1,3	0,00	3,3	0,00	153,85
Vietnam	2 382,9	1,34	2 595,0	1,35	8,90
NAFTA	13 241,7	7,46	13 981,8	7,30	5,59
Amerika Serikat	10 813,2	6,09	11 602,6	6,05	7,30
Kanada	2 015,8	1,14	1 810,8	0,95	-10,17
Meksiko	412,7	0,23	568,4	0,30	37,73
NEGARA APEC LAINNYA	71 789,5	40,46	77 005,6	40,17	7,27
Jepang	19 436,6	10,95	22 767,8	11,88	17,14
Hongkong	2 465,2	1,39	1 930,2	1,01	-21,70
Korea Selatan	12 999,8	7,33	11 970,4	6,24	-7,92
Taiwan	4 259,5	2,40	4 692,8	2,45	10,17
Cina	26 212,2	14,77	29 387,1	15,33	12,11
Papua Nugini	137,6	0,08	56,8	0,03	-58,72
Australia	5 177,1	2,92	5 297,6	2,76	2,33
Selandia Baru	729,2	0,41	696,3	0,36	-4,51
Chili	372,3	0,21	206,6	0,11	-44,51
UNI EROPA	12 499,7	7,05	14 132,2	7,37	13,06
Jerman	3 393,8	1,91	4 188,6	2,19	23,42
Perancis	2 004,6	1,13	1 924,2	1,00	-4,01
Italia	1 222,8	0,69	1 523,8	0,79	24,62
Inggris	1 173,9	0,66	1 366,3	0,71	16,39
Swedia	886,2	0,50	1 298,7	0,68	46,55
Belanda	808,5	0,46	880,2	0,46	8,87
Belgia	593,6	0,33	628,1	0,33	5,81
Spanyol	379,6	0,21	459,1	0,24	20,94
Finlandia	500,1	0,28	448,8	0,23	-10,26
Austria	396,4	0,22	324,5	0,17	-18,14
Denmark	176,2	0,10	173,5	0,09	-1,53
Hungaria	341,2	0,19	162,4	0,09	-52,40
Yunani	100,8	0,06	127,4	0,07	26,39
Polandia	67,7	0,04	122,9	0,06	81,54
Irlandia	94,3	0,05	119,0	0,06	26,19
Uni Eropa Lainnya	360,0	0,22	384,7	0,20	6,86
LAINNYA	28 795,8	16,23	32 910,4	17,17	14,29
TOTAL IMPOR	177 435,6	100,00	191 691,0	100,00	8,03

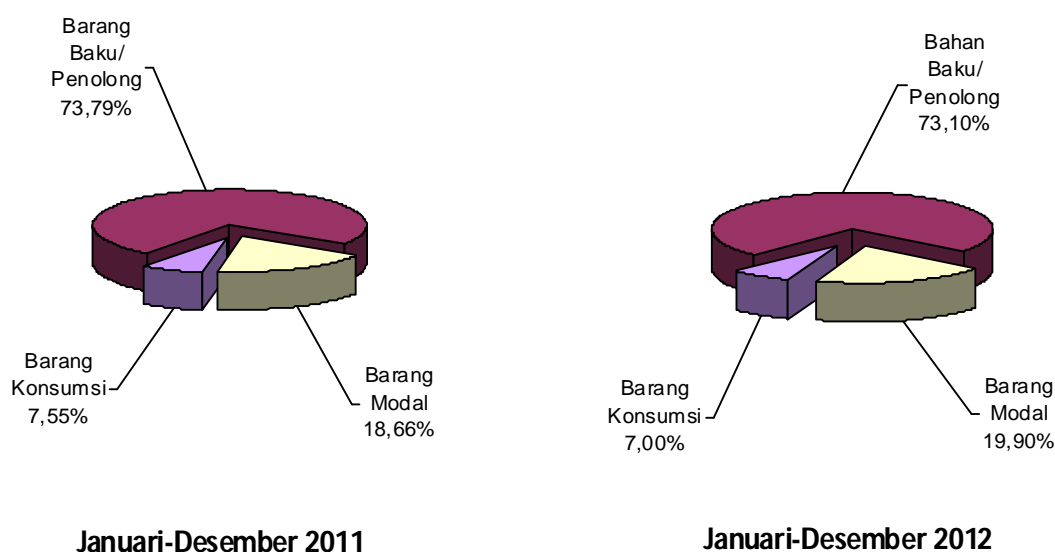
**TABEL 4. IMPOR MENURUT GOLONGAN PENGGUNAAN BARANG
JANUARI-DESEMBER 2008-2012**

Bulan/ Tahun	Nilai (Juta USD)				Peranan (%)			
	Barang Konsumsi	Bahan Baku/ Penolong	Barang Modal	Total	Barang Konsumsi	Bahan Baku/ Penolong	Barang Modal	Total
Jan-Des :								
2008	8 303,7	99 492,7	21 400,9	129 197,3	6,43	77,01	16,56	100,00
2009	6 752,6	69 638,1	20 438,5	96 829,2	6,97	71,92	21,11	100,00
2010	9 991,6	98 755,1	26 916,6	135 663,3	7,37	72,79	19,84	100,00
2011	13 392,9	130 934,3	33 108,4	177 435,6	7,55	73,79	18,66	100,00
2012	13 408,6	140 127,6	38 154,8	191 691,0	7,00	73,10	19,90	100,00

Keterangan : SPK = Sistem Perdagangan Khusus
SPU = Sistem Perdagangan Umum

Rata-rata nilai impor Januari-Desember periode 2008-2012 adalah sebesar USD146.163,3 juta dengan rata-rata nilai impor barang konsumsi dan peranannya USD10.369,9 juta (7,06 persen), impor *bahan baku/penolong* sebesar USD107.789,6 juta (73,72 persen), dan impor *barang modal* sebesar USD28.003,8 juta (19,21 persen). Jika dibandingkan Januari-Desember 2011, maka nilai impor golongan barang modal dan bahan baku/penolong mengalami peningkatan masing-masing sebesar 15,24 persen (US\$5.046,4 juta) dan 7,02 persen (US\$9.193,3 juta). Sementara itu, impor kelompok barang konsumsi hanya meningkat sebesar 0,12 persen atau US\$15,7 juta.

**GRAFIK 4. PERSENTASE NILAI IMPOR INDONESIA
MENURUT GOLONGAN PENGGUNAAN BARANG
JANUARI-DESEMBER 2011 DAN 2012**



Dilihat dari peranannya selama Januari-Desember periode 2008-2012, rata-rata peranan tertinggi diberikan oleh impor *bahan baku/penolong* yaitu 73,72 persen, diikuti oleh rata-rata impor *barang modal* sebesar 19,22 persen dan rata-rata impor *barang konsumsi* sebesar 7,06 persen. Sementara itu, peran *barang konsumsi* yang tertinggi dicapai di tahun 2011 yaitu sebesar 7,55 persen. Golongan *bahan baku/penolong* memberikan peranan tertinggi di tahun 2008 sebesar 77,01 persen, sedangkan golongan *barang modal* peran tertingginya dicapai pada tahun 2009 sebesar 21,11 persen.

Jika dibandingkan dengan periode yang sama tahun sebelumnya, peranan nilai impor *barang konsumsi* dan *bahan baku/penolong* terhadap keseluruhan nilai impor pada Januari-Desember 2012 mengalami penurunan masing-masing dari 7,55 persen menjadi 7,00 persen (turun 0,55 poin) dan dari 73,79 persen menjadi 73,10 persen (turun 0,69 poin). Sebaliknya impor *barang modal* meningkat dari 18,66 persen menjadi 19,90 persen (naik 1,24 poin).

Menurut golongan barang SITC (*Standard International Trade Classification*) 1 digit, kelompok barang utama impor selama Januari-Desember 2012 adalah kelompok *mesin dan alat angkutan* dengan nilai sebesar USD65.679,6 juta dan memberikan peran sebesar 34,26 persen dari total impor Indonesia. Dilihat dari nilainya, maka nilai impor kelompok ini meningkat sebesar 13,66 persen jika dibandingkan periode yang sama tahun sebelumnya. Demikian juga jika dilihat dari peranan impor kelompok barang ini mengalami peningkatan sebesar 1,69 poin yaitu dari 32,57 persen menjadi 34,26 persen.

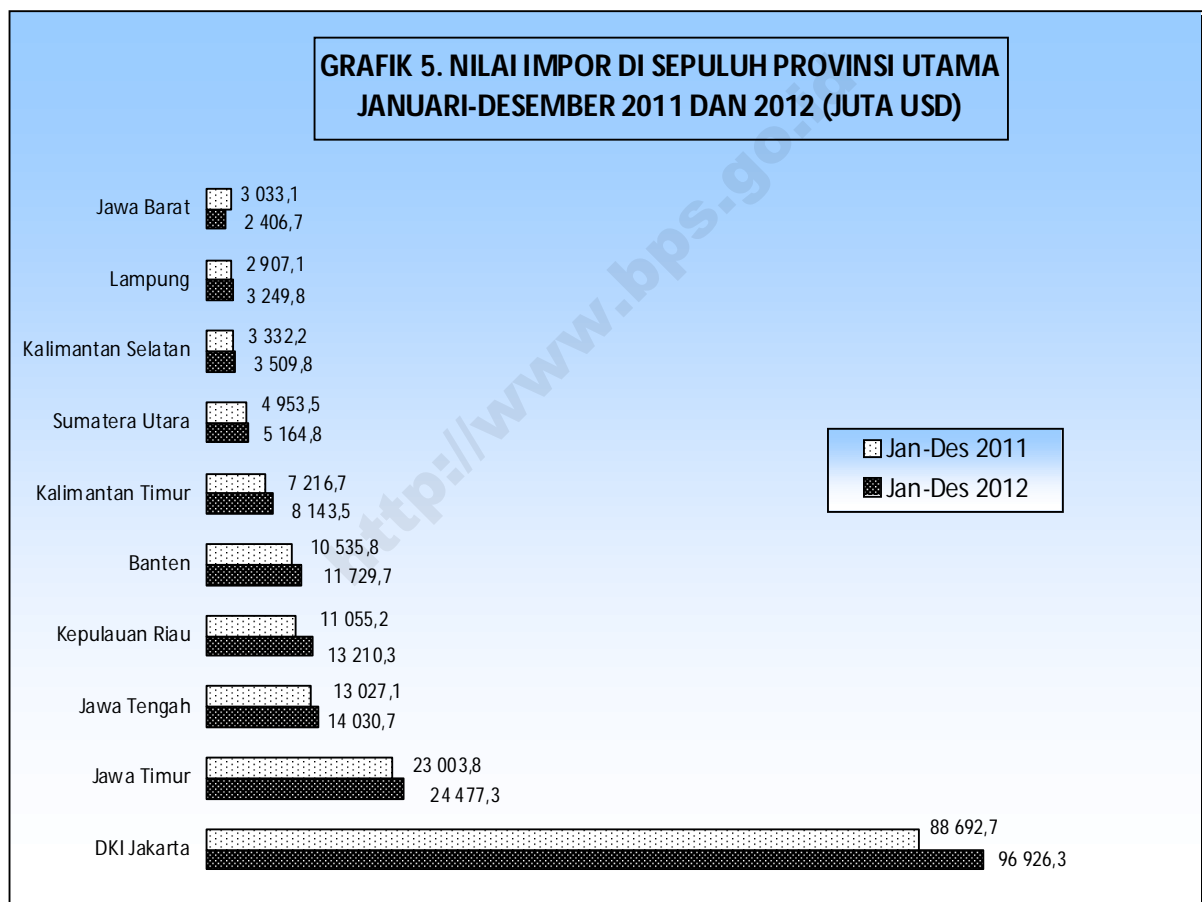
**TABEL 5. IMPOR MENURUT SITC-1 DIJIT
JANUARI-DESEMBER 2011 DAN 2012**

SITC	Januari-Desember 2011		Januari-Desember 2012		Perubahan Jan-Des 2012 thd Jan-Des 2011 (%)
	Nilai (Juta USD)	Peranan (%)	Nilai (Juta USD)	Peranan (%)	
0 Bahan Makanan dan Binatang Hidup	14 335,4	8,08	13 342,3	6,96	-6,93
1 Minuman dan Tembakau	656,8	0,37	848,1	0,44	29,13
2 Bahan Baku dan Hasil Tambang	9 993,9	5,63	9 046,8	4,72	-9,48
3 Minyak dan Bahan Bakar Mineral	40 821,0	23,01	42 732,8	22,29	4,68
4 Minyak Nabati dan Hewani	186,6	0,10	184,1	0,10	-1,34
5 Bahan Kimia dan produknya	22 237,8	12,53	23 612,8	12,32	6,18
6 Barang-barang Buatan Pabrik	25 864,7	14,58	29 782,0	15,54	15,15
7 Mesin dan Alat Angkutan	57 787,7	32,57	65 679,6	34,26	13,66
8&9 Lainnya	5 551,7	3,13	6 462,5	3,37	16,41
TOTAL IMPOR	177 435,6	100,00	191 691,0	100,00	8,03

Impor kelompok barang SITC 1 digit yang terbesar berikutnya adalah *minyak dan bahan bakar mineral* dengan nilai USD42.732,8 juta dengan peran sebesar 22,29 persen, diikuti oleh *barang-barang buatan pabrik* sebesar USD29.782,0 juta (15,54 persen). Selanjutnya yaitu *bahan kimia dan produknya* sebesar USD23.612,8 juta (12,32 persen), *bahan makanan dan binatang hidup* sebesar USD13.342,3 juta

(6,96 persen), *bahan baku dan hasil tambang* sebesar USD9.046,8 juta (4,72 persen), *kelompok barang lainnya* sebesar USD6.462,5 juta (3,37 persen), *minuman dan tembakau* sebesar USD848,1 juta (0,44 persen), dan *minyak nabati dan hewani* sebesar USD184,1 juta (0,10 persen).

Selama Januari-Desember 2012, pelabuhan di DKI Jakarta membongkar barang impor terbesar dibanding dengan pelabuhan di provinsi lain, yaitu sebesar USD96.926,3 juta atau 50,56 persen dari total impor Indonesia. Provinsi dengan impor terbesar kedua adalah Jawa Timur yang mencapai USD24.477,3 juta (12,77 persen), diikuti Jawa Tengah USD14.030,7 juta (7,32 persen), Kepulauan Riau USD13.210,3 juta (6,89 persen), Banten USD11.729,7 juta (6,12 persen), Kalimantan Timur USD8.143,5 juta (4,25 persen), Sumatera Utara USD5.164,8 juta (2,69 persen), dan Kalimantan Selatan sebesar USD3.509,8 juta (1,83 persen). Kemudian nilai impor yang masuk melalui provinsi Lampung dan Jawa Barat masing-masing sebesar US\$3.249,8 juta (1,70 persen) dan US\$2.406,7 juta (1,26 persen). Sementara nilai impor ke provinsi lainnya masih berada di bawah USD2,5 miliar.



Jika dibandingkan dengan periode yang sama tahun sebelumnya, maka dari sepuluh provinsi di atas hanya Jawa Barat yang mengalami penurunan nilai impor, yaitu dari US\$3.463,0 juta menjadi US\$2.406,7 juta (30,50 persen). Sementara itu, sembilan provinsi lainnya mengalami peningkatan dimana peningkatan tertinggi dicapai oleh provinsi DKI Jakarta sebesar US\$8.233,6 juta (9,28 persen) sedangkan peningkatan terendah dicatat oleh provinsi Kalimantan Selatan yang hanya meningkat US\$177,6 juta (1,83 persen).

Dari sembilan provinsi utama yang mengalami peningkatan nilai impor, lima provinsi diantaranya mengalami peningkatan nilai impor di atas US\$1,0 miliar, yaitu DKI Jakarta sebesar US\$8.233,6 juta (9,28 persen), Kepulauan Riau sebesar US\$2.155,1 juta (19,49 persen), Jawa Timur sebesar US\$1.473,5 juta (6,41 persen), Banten sebesar US\$1.193,9 juta (11,33 persen), dan Jawa Tengah sebesar US\$1.003,6 juta (7,70 persen). Kemudian provinsi Kalimantan Timur mengalami peningkatan antara US\$500,0 juta sampai dengan US\$1,0 miliar, yaitu sebesar US\$926,8 juta (12,84 persen). Tiga provinsi lainnya meningkat di bawah US\$500,0 juta, Lampung US\$342,7 juta (11,79 persen), Sumatera Utara sebesar US\$211,3 juta (4,27 persen), dan Kalimantan Selatan sebesar US\$177,6 juta (5,33 persen).

**TABEL 6. NILAI DAN PERANAN IMPOR MENURUT PROVINSI*)
JANUARI-DESEMBER 2011 DAN 2012**

Provinsi	Januari-Desember 2011		Januari-Desember 2012		Perubahan Jan-Des 2012 thd Jan-Des 2011 (%)
	Nilai (Juta USD)	Peranan (%)	Nilai (Juta USD)	Peranan (%)	
Aceh	114,2	0,06	85,3	0,04	-25,31
Sumatera Utara	4 953,5	2,79	5 164,8	2,69	4,27
Sumatera Barat	1 076,7	0,61	1 242,9	0,65	15,44
Riau	2 039,4	1,15	2 262,0	1,18	10,91
Jambi	179,3	0,10	120,1	0,06	-33,02
Sumatera Selatan	553,9	0,31	506,7	0,26	-8,52
Bengkulu	33,2	0,02	41,3	0,02	24,40
Lampung	2 907,1	1,64	3 249,8	1,70	11,79
Bangka Belitung	91,6	0,05	89,0	0,05	-2,84
Kepulauan Riau	11 055,2	6,23	13 210,3	6,89	19,49
Dki Jakarta	88 692,7	49,99	96 926,3	50,56	9,28
Jawa Barat	3 463,0	1,95	2 406,7	1,26	-30,50
Jawa Tengah	13 027,1	7,34	14 030,7	7,32	7,70
D I Yogyakarta	1,3	0,00	1,4	0,00	7,69
Jawa Timur	23 003,8	12,96	24 477,3	12,77	6,41
Banten	10 535,8	5,94	11 729,7	6,12	11,33
B A L I	1 048,9	0,59	171,2	0,09	-83,68
Nusa Tenggara Barat	356,4	0,20	291,4	0,15	-18,24
Nusa Tenggara Timur	14,1	0,01	73,7	0,04	422,70
Kalimantan Barat	298,7	0,17	539,4	0,28	80,58
Kalimantan Tengah	88,8	0,05	135,0	0,07	52,03
Kalimantan Selatan	3 332,2	1,88	3 509,8	1,83	5,33
Kalimantan Timur	7 216,7	4,07	8 143,5	4,25	12,84
Sulawesi Utara	144,4	0,08	122,6	0,06	-15,10
Sulawesi Tengah	13,1	0,01	3,5	0,00	-73,28
Sulawesi Selatan	1 398,9	0,79	1 302,6	0,68	-6,88
Sulawesi Tenggara	204,2	0,11	318,2	0,17	55,83
Gorontalo	29,9	0,02	56,4	0,03	88,63
Maluku	362,3	0,20	432,3	0,23	19,32
Maluku Utara	46,0	0,03	10,0	0,01	-78,26
Papua Barat	40,3	0,02	14,3	0,01	-64,52
Papua	1 112,9	0,63	1 022,8	0,53	-8,10
TOTAL IMPOR	177 435,6	100,00	191 691,0	100,00	8,03

Keterangan : *) = melalui pelabuhan bongkar yang terdapat di provinsi

I-1. IMPOR MENURUT GOLONGAN BARANG HS / IMPORT BY HS COMMODITY GROUPS
A. MENURUT 21 GOLONGAN BARANG (HS) / BY 21 HS COMMODITY GROUP
***** DESEMBER/DECEMBER 2012 *****

H S	Uraian golongan barang Group description	Berat bersih / Net weight (Kg)		Nilai / Value C.I.F (U S \$)	
		Bulan ini Current month	Kumulatif Cum. Jan. to	Bulan ini Current month	Kumulatif Cum. Jan. to
I	Live animals; animal product	55 375 653	669 592 487	141 222 579	1 845 612 897
II	Vegetable products	1 293 177 432	15 134 684 724	709 515 725	7 611 812 928
III	Fats, oils, waxes of animal/vegetable	6 831 166	96 438 132	13 260 303	199 261 598
IV	Foodstuffs, beverages, spirits and tobacco	684 961 605	8 707 115 167	581 014 332	6 741 606 893
V	Mineral products	5 106 736 618	57 069 288 929	3 831 089 878	44 218 917 012
VI	Prod. of chemical or allied industries	1 095 017 989	16 905 751 272	1 247 495 596	17 515 248 889
VII	Plastics, rubber and articles there of	325 867 548	4 096 700 098	757 363 019	9 781 267 033
VIII	Raw hides, skins, leather and articles	6 883 645	86 068 695	50 765 293	612 782 711
IX	Wood and its articles, plaiting materials	58 311 769	853 145 458	29 119 615	406 909 137
X	Pulp, paper and articles there of	376 347 014	4 421 558 146	228 730 466	3 018 287 191
XI	Textiles & textile articles	158 207 357	1 896 270 756	672 043 522	8 152 836 238
XII	Footwear, umbrellas, artificial flowers	7 213 716	77 507 886	35 063 371	440 056 748
XIII	Cement, plaster, glass, ceramic products	193 686 864	1 637 773 210	109 286 454	1 136 177 084
XIV	Pearls & precious/semiprecious stones	7 320 274	6 364 289	9 475 806	113 200 117
XV	Base metals and articles there of	1 311 412 438	16 928 958 363	1 547 695 026	20 481 089 072
XVI	Machinery, electric, electronic equipments	337 252 229	4 684 044 687	3 958 876 534	47 233 623 018
XVII	Vehicles, aircraft, and vessels	273 894 926	2 446 225 357	1 197 089 982	16 191 992 301
XVIII	Optical, photographic, musical instruments	7 750 003	140 102 291	208 172 109	2 472 979 780
XIX	Arms and amunition; parts & accesories	91 274	2 341 707	8 345 398	123 530 335
XX	Miscellaneous manufactures articles.	26 162 115	331 476 426	107 729 825	1 197 207 302
XXI	Works of art, antiques special provisions	11 513 472	182 013 476	138 622 457	2 196 602 825
TOTAL IMPORT		11 337 015 107	136 373 421 556	15 581 977 290	191 691 001 109

I-1. IMPOR MENURUT GOLONGAN BARANG (HS) / IMPORT BY HS COMMODITY GROUPS
B. MENURUT GOLONGAN BARANG 2 DIJIT HS / BY COMMODITY 2 DIGITS HS
***** DESEMBER/DECEMBER 2012 *****

H S	Uraian golongan barang Group description	Berat bersih / Net weight (Kg)		Nilai / Value C.I.F (U S \$)	
		Bulan ini Current month	Kumulatif Cum. Jan. to	Bulan ini Current month	Kumulatif Cum. Jan. to
01	Live animals	4 026 302	101 439 552	11 019 110	286 586 900
02	Meat and edible meat offal	3 767 070	42 398 248	15 974 956	167 190 405
03	Fish and crustaceans	12 102 978	155 948 523	13 964 902	207 937 206
04	Dairy products, bird's eggs, natural honey	34 187 475	356 222 686	95 373 233	1 121 431 436
05	Products of animal origin	1 291 828	13 583 478	4 890 378	62 466 950
06	Live trees and other plants	115 588	1 237 474	145 133	5 960 979
07	Edible vegetables and certain roots and tubers	35 074 030	831 740 783	24 495 771	503 590 221
08	Edible fruits and nuts	30 091 150	789 571 117	33 826 201	848 699 903
09	Coffee, tea, mate, and spices	8 102 362	155 389 214	9 763 874	326 119 035
10	Cereals	930 276 846	9 784 425 571	448 015 649	3 714 353 467
11	Products of the milling industry; malt, starches	70 272 743	1 413 587 662	34 140 119	645 686 801
12	Oil seeds and oleaginous fruits; grains, seed, and fruits	218 143 757	2 147 828 037	152 061 513	1 481 043 386
13	Lac; gums; resins and other vegetable saps and extracts	976 911	9 540 311	7 013 915	85 308 996
14	Vegetable plaiting materials; vegetable products	124 045	1 364 555	53 550	1 050 140
15	Animal or vegetable oils/fats and their cleavage products	6 831 166	96 438 132	13 260 303	199 261 598
16	Preparations of meat/fish/crustaceans/molluscs or other aquatic ir	807 265	7 300 299	2 594 393	26 728 148
17	Sugar and sugar confectionery	304 586 968	3 125 707 180	186 664 121	1 884 875 377
18	Cocoa and cocoa preparations	3 236 950	48 191 324	13 434 344	176 893 723
19	Preparations of cereals, flour, starch or milk; pastrycooks' product	6 423 138	80 175 925	18 466 366	224 199 314
20	Preparations of vegetables, fruits, nuts or other part of plants	4 874 221	85 937 436	6 068 593	118 479 658
21	Miscellaneous edible preparations	12 471 865	180 925 364	53 112 829	662 786 592
22	Beverages, spirit, and vinegar	9 479 085	97 172 589	7 438 795	84 031 660
23	Residues and waste from the food industries	329 055 349	4 930 559 559	223 934 667	2 798 050 004
24	Tobacco and manufactured tobacco substitutes	14 026 764	151 145 491	69 300 224	765 562 417
25	Salts; sulphur; earths and stone; plastering materials, lime and cer	1 088 091 410	11 430 752 137	106 063 913	1 099 720 012
26	Ores, slag, and ash	10 042 495	1 046 962 644	4 134 814	355 006 101
27	Mineral fuels, mineral oils and products of their distillation	4 008 602 713	44 591 574 148	3 720 891 151	42 764 190 899
28	Inorganic chemicals	325 669 778	4 304 227 781	174 538 800	2 246 444 916
29	Organic chemicals	305 499 261	4 294 268 849	496 207 521	6 883 048 086
30	Pharmaceutical products	2 103 601	126 142 165	48 781 711	578 870 352
31	Fertilizers	330 060 877	6 523 623 932	119 431 448	2 619 305 216
32	Tanning or dyeing extracts	31 113 101	384 126 708	95 977 084	1 302 346 862
33	Essential oils and resinoids; perfumery, cosmetic or toilet prepara	8 241 309	104 763 501	70 160 703	861 737 969
34	Soap, organic surface-active agents, washing, and lubricating pre	15 285 397	212 281 253	44 956 533	581 768 554
35	Albuminoidal substances; modified starches; glues; enzymes	17 869 724	231 257 607	34 096 583	442 600 816
36	Explosives; pyrotechnic products; matches; certain combustible p	2 478 759	63 016 100	14 330 615	118 916 865
37	Photographic and cinematographic goods	1 051 000	14 896 651	4 636 982	81 229 873
38	Miscellaneous chemical products	55 655 543	647 260 598	144 730 151	1 803 074 724

I-1. IMPOR MENURUT GOLONGAN BARANG (HS) / IMPORT BY HS COMMODITY GROUPS
B. MENURUT GOLONGAN BARANG 2 DIJIT HS / BY COMMODITY 2 DIGITS HS
***** DESEMBER/DECEMBER 2012 *****

H S	Uraian golongan barang Group description	Berat bersih / Net weight (Kg)		Nilai / Value C.I.F (U S \$)	
		Bulan ini Current month	Kumulatif Cum. Jan. to	Bulan ini Current month	Kumulatif Cum. Jan. to
39	Plastics and articles thereof	274 313 997	3 427 814 725	560 590 487	6 990 930 573
40	Rubber and articles thereof	47 516 791	632 458 814	180 541 737	2 624 244 888
41	Raw hides, skins, and leather	3 833 299	49 910 378	31 173 557	408 684 581
42	Articles of leather; saddlery and harness; travel goods and similar	3 048 885	36 050 864	19 572 607	200 774 992
43	Furskins and artificial fur; manufactures thereof	1 461	107 453	19 129	3 323 138
44	Wood and articles of wood; wood charcoal	58 237 162	848 729 747	28 327 845	401 243 295
45	Cork and articles of cork	62 376	3 909 943	713 992	4 545 019
46	Manufactured of straw or other plaiting materials; basketware an	12 231	505 768	77 778	1 120 823
47	Pulp of wood or of other fibrous cellulosic material; recovered pap	319 904 457	3 655 805 777	122 706 508	1 551 373 262
48	Paper and paperboard; articles of paper pulp or of paper/paperbc	55 744 454	758 180 133	97 860 061	1 357 124 737
49	Printed books, newspapers, pictures, and other products of printin	688 821	7 484 008	8 023 903	106 819 045
50	Silk	50 211	448 588	1 105 957	4 603 207
51	Wool, fine or coarse animal hair; horse hair yarn, woven fabrics of	237 102	4 160 346	6 216 493	90 884 791
52	Cotton	69 844 042	746 320 903	219 286 117	2 513 836 970
53	Other vegetable textile fibres; paper yarns and woven fabrics of p	3 220 365	26 510 898	5 732 322	37 805 294
54	Man-made filaments	18 185 564	227 577 108	98 299 694	1 185 733 545
55	Man-made staple fibres	26 997 516	401 287 793	94 760 812	1 322 449 913
56	Wadding, felt, and non-wovens	7 089 656	110 230 030	27 344 809	344 557 440
57	Carpets and other textile floor coverings	1 390 145	17 685 500	3 055 547	38 231 180
58	Special woven fabrics; tufted textile fabrics; lace; tapestries; embr	1 712 880	23 374 743	21 459 773	276 208 958
59	Impregnated, coated, covered or laminated textile fabrics	8 976 826	102 806 615	44 847 117	586 767 445
60	Knitted or crocheted fabrics	12 760 918	157 212 948	108 005 156	1 293 266 326
61	Articles of apparel and clothing accessories, knitted or crocheted	2 915 798	23 142 649	15 737 421	165 869 597
62	Articles of apparel and clothing accessories, not knitted or croche	2 001 358	20 786 674	19 395 140	212 769 834
63	Other made up textile articles; sets; worn clothing and worn textil	2 623 082	32 092 452	6 247 195	70 568 243
64	Footwear, gaiters and the like; parts of such articles	4 956 334	60 551 304	29 351 017	387 016 208
65	Headgear and parts thereof	197 759	1 920 533	1 191 415	13 518 559
66	Umbrellas, walking sticks, seat-sticks, whips, riding crops and part	1 748 673	11 770 730	2 502 500	16 887 886
67	Prepared feathers and articles; artificial flowers; articles of humar	310 950	3 265 319	2 018 439	22 634 095
68	Articles of stone, plaster, cement, asbestos, mica or similar mater	37 026 792	374 049 938	23 442 198	312 196 560
69	Ceramic products	128 831 369	860 253 528	58 440 219	425 436 548
70	Glass and glassware	27 828 703	403 469 744	27 404 037	398 543 976
71	Natural and cultured pearls, precious/semi precious stones, and p	320 274	6 364 289	9 475 806	113 200 117
72	Iron and steel	991 126 898	13 318 638 286	673 845 261	10 138 892 283
73	Articles of iron and steel	200 318 778	2 096 737 004	457 556 164	4 889 616 645
74	Cooper and articles thereof	19 659 615	236 272 113	109 896 502	1 536 039 029
75	Nickel and articles thereof	311 234	3 715 441	6 211 761	51 379 592
76	Aluminium and articles thereof	53 394 181	697 347 313	144 897 108	1 916 733 698
78	Lead and articles thereof	6 989 215	89 643 829	16 845 351	197 634 949
79	Zinc and articles thereof	13 370 085	153 310 431	27 021 878	319 379 541
80	Tin and articles thereof	118 819	2 785 115	1 747 841	30 658 511
81	Other base metal; cermets; and articles thereof	466 757	5 109 728	8 412 531	127 298 893
82	Tools, implements, cutlery, spoon and forks, of base metal and pa	6 690 132	102 101 653	47 743 005	601 857 834
83	Miscellaneous articles of base metal	18 966 724	223 297 450	53 517 624	671 598 097
84	Nuclear reactors, boilers, machinery and mechanical appliances; p	255 063 087	3 652 978 287	2 230 947 377	28 429 600 602
85	Electrical machinery and equipments; sound recorders/reproduce	82 780 681	1 039 454 002	1 735 237 932	18 904 705 036
86	Railway and tramway locomotive, mechanical traffic, and all kinds	656 112	28 663 611	10 478 446	132 627 368
87	Vehicles other than railway/tramway, and parts and accessories tl	78 380 528	1 118 369 398	602 899 001	9 756 996 040
88	Aircraft and its components	805 975	6 848 538	419 799 872	4 494 737 575
89	Ships, boat, and floating structures	194 052 311	1 292 343 810	163 912 663	1 807 631 318
90	Optical, photographic, cinematographic, measuring, checking, me	5 462 532	108 848 980	185 790 908	2 168 446 055
91	Clocks and watches and parts thereof	647 891	6 221 519	4 797 112	46 535 553
92	Musical instruments; parts and accessories of such articles	1 105 624	17 584 809	11 902 105	187 207 769
93	Arms and ammunition; parts and accessories thereof	91 274	2 341 707	8 345 398	123 530 335
94	Furnitures, bedding, mattress supports, cushions and stuffed furn	13 263 681	183 834 719	45 853 275	579 251 104
95	Toys, games and sports requisiters; parts and accessories thereof	6 518 957	69 948 913	34 322 366	250 908 381
96	Miscellaneous manufactured articles	10 559 469	115 786 598	42 495 616	511 405 470
97	Works of arts, collectors' piece and antiques	173 661	975 832	261 778	2 462 540
98	Vehicles in ckd and their components	11 339 811	181 037 644	138 360 679	2 194 140 285
TOTAL IMPORT		11 337 015 107	136 373 421 556	15 581 977 290	191 691 001 109

I-1. IMPOR MENURUT GOLONGAN BARANG (HS) / IMPORT BY HS COMMODITY GROUPS
C. MENURUT 40 GOLONGAN BARANG (HS) TERBESAR / BY BIG 40 COMMODITIES (HS)
***** DESEMBER/DECEMBER 2012 *****

HS	Uraian golongan barang Group description	Berat bersih / Net weight (Kg)		Nilai / Value C.I.F (U S \$)	
		Bulan ini Current month	Kumulatif Cum. Jan. to date	Bulan ini Current month	Kumulatif Cum. Jan. to date
2710121600	Other Motor Spirit, Unleaded	1 125 156 697	12 993 022 437	1 138 168 535	13 763 786 210
2709001000	Crude Petroleum Oil	950 101 207	12 549 865 803	788 201 345	10 802 893 688
2710197100	Automotive Diesel Fuel	932 273 149	8 326 925 864	864 173 805	7 863 914 651
8802401000	Aeroplanes Of An Unladen Weight > 15,000 Kg	669 759	4 979 563	340 109 320	3 631 270 216
8517120000	Telephones For Cellular Networks Or For Other Wireless Networl	1 629 855	18 309 889	230 771 958	2 598 017 884
2710197200	Other Diesel Fuel	232 815 313	2 513 964 291	219 557 237	2 421 145 202
2304009000	Oil-cake&other Solid Residues, From Extraction Of Soyabean Oil	222 772 447	3 479 137 916	140 219 178	1 828 215 539
2711130000	Liquid Butanes	127 447 050	1 777 457 202	128 276 136	1 720 362 717
1001991910	Wheat Grains Without Husk,oth Than Seed, For Human Consump	224 205 689	4 667 161 476	89 464 595	1 667 622 226
2710127000	Naphtha, Reformate And Oth Preparations Of A Kind Used For Bl	120 002 520	1 499 738 525	114 973 080	1 450 820 629
1701140000	Oth Cane Sugar, Raw, Not Added Flavour/ Colour	231 974 130	2 393 188 838	135 687 649	1 410 419 016
8542390000	Other Electronic Integrated Circuits	1 074 244	4 991 682	110 612 442	1 345 566 592
5201000000	Cotton, Not Carded/combed.	57 691 344	610 773 526	109 553 941	1 333 135 110
2711120000	Liquid Propane	87 725 716	1 347 656 003	92 947 036	1 307 627 129
8429520000	Mach With A 360,revolving Super Struct, Mech Shovels,excavato	12 823 301	237 609 543	52 457 465	1 254 506 634
3104200000	Potassium Chloride	72 878 314	2 476 695 782	34 351 501	1 240 580 987
7207121000	Slabs Of Iron/non Alloy, Cont.< 0,25% Of Carbon, Other Than Squ	55 793 271	2 125 904 228	28 162 318	1 238 947 451
1201900000	Soya Beans, Oth Than Seed, Whether Or Not Broken	204 264 770	1 920 490 314	136 196 451	1 210 847 983
8471302000	Laptops Incl Notebooks And Subnotebooks	1 395 579	13 323 916	125 535 158	1 048 646 212
2902430000	P-xylene	28 418 011	643 406 104	45 228 011	959 504 634
9801202000	Vhcls Of Head 8704 With 5 Ton < Gross Weight <= 24 Ton, Incmp	5 787 146	72 036 759	71 437 881	912 546 315
2901210000	Ethylene	75 304 287	716 584 951	96 416 397	879 736 575
8431499000	Oth Parts Suitable Use Of Machinery Of Heading 84.30	7 859 234	134 426 575	44 165 840	798 578 147
3902109020	Polypropylene In Granule Form	48 535 568	545 956 135	70 766 334	783 504 624
8704102800	Damper,designed For-off Highway,not Ckd, G.v.w. > 45 T	441 114	59 566 805	6 023 397	764 376 016
7403110000	Refined Copper For Cathodes And Sections Of Cathodes	6 582 586	90 940 236	51 743 741	735 489 928
7204490000	Other Ferrous Waste And Scrap :	226 498 175	1 623 246 780	90 370 897	712 479 405
9801203000	Vhcls Of Head 8704 With Gross Weight >24 Ton,incmpltly Knocke	2 190 939	54 471 280	27 816 501	699 306 666
8517709900	Other Aerials Or Antennae	1 104 341	4 267 087	181 837 971	693 227 883
8703221990	Oth Motor Car,no Sedan,1000-1500 Cc,not Ckd,intern Combust F	3 839 812	64 932 561	40 998 762	679 871 081
8443910000	Part & Accessori Of Print Machinery Used For Print By Componer	358 645	22 670 048	19 256 402	656 592 722
1006309900	Oth Semi/wholly Milled Rice, Whether/not Polished/glazed, Oth	442 706 848	1 272 959 527	207 026 708	649 697 721
2710198200	Aviation Turbine Fuel (jet Fuel) Having A Flash Point Of Less Than	90 450 320	610 927 794	93 476 498	634 932 244
7207110000	Semi-finished Iron/non-alloy Cont. < 0,25% Carbon ,rectnglr,squ	50 312 467	986 049 679	27 873 365	615 328 443
8517625300	Oth Transmission Apparatus For Radio- Telephony/radio-telegraf	88 579	1 461 554	43 158 738	591 559 168
7601100000	Unwrought Aluminium, Not Alloyed	17 811 354	252 545 087	38 189 701	548 606 102
2713200000	Petroleum Bitumen	121 852 381	813 772 155	81 149 108	537 200 448
8708997000	Other Chasis Frames Or Parts	3 971 865	48 595 244	41 491 723	514 152 853
1001991990	Other Wheat, Oth Than Seed, For Human Consumption	121 085 660	1 343 701 115	98 301 901	510 115 730
2710197900	Other Fuel Oils	54 363 957	561 682 589	37 103 663	508 111 451

I-2 IMPOR MENURUT GOLONGAN BARANG SITC / IMPORT BY SITC COMMODITY GROUPS
***** DESEMBER/DECEMBER 2012 *****

SITC	Uraian golongan barang <i>Group description</i>	Berat bersih / Net weight (Kg)		Nilai / Value C.I.F. (US \$)	
		Bulan ini <i>Current month</i>	Kumulatif <i>Cum. Jan. to</i>	Bulan ini <i>Current month</i>	Kumulatif <i>Cum. Jan. to</i>
A. By Commodity 1 digit SITC					
0	Bahan makanan dan binatang hidup	1 748 022 526	21 225 695 969	1 172 084 445	13 342 293 149
1	Minuman dan tembakau	23 384 186	247 207 227	76 600 523	848 115 656
2	Bahan mentah	1 693 087 139	19 038 116 828	745 787 847	9 046 763 227
3	Bahan bakar, bahan penyemir, dsb	4 005 778 218	44 547 466 102	3 718 807 591	42 732 852 308
4	Minyak/lemak nabati dan hewan	7 690 316	102 104 314	13 711 858	184 070 664
5	Bahan kimia	1 334 938 188	20 336 985 052	1 711 936 187	23 612 766 619
6	Hasil industri menurut bahan	1 818 925 365	22 557 526 091	2 283 231 655	29 782 043 181
7	Mesin dan alat pengangkutan	623 930 326	7 323 270 787	5 316 621 726	65 679 620 396
8	Hasil industri lainnya	81 256 805	995 034 862	539 234 538	6 419 851 465
9	Barang dan transaksi khusus lainnya	2 038	14 324	3 960 920	42 624 444
TOTAL IMPORT		11 337 015 107	136 373 421 556	15 581 977 290	191 691 001 109
B. By Commodity 2 digit SITC					
00	Live animal for food	4 026 302	101 439 552	11 019 110	286 586 900
01	Meat and meat preparations	4 042 054	44 790 270	17 118 637	176 332 355
02	Dairy product and eggs	34 159 749	355 894 722	95 430 494	1 120 913 893
03	Fish, crustaceans, molluscs and their preparations	12 613 443	160 402 037	15 310 166	223 434 068
04	Cereals and cereal preparations	960 965 345	10 344 452 951	467 352 303	4 006 734 422
05	Fruits and vegetables	70 582 342	1 716 029 942	65 293 947	1 480 444 199
06	Sugar, sugar preparations, and honey	304 744 036	3 128 263 238	187 172 088	1 894 260 157
07	Coffee, tea, cocoa, and spices	12 267 259	214 883 434	29 797 601	579 356 203
08	Feeding stuff for animals	329 099 289	4 933 358 938	223 972 462	2 799 329 913
09	Miscellaneous food preparations	15 522 707	226 180 885	59 617 637	774 901 039
11	Beverages	9 357 422	96 061 736	7 300 299	82 553 239
12	Tobacco and tobacco manufactured	14 026 764	151 145 491	69 300 224	765 562 417
21	Hides, skins and furskins	185 535	2 286 391	264 647	2 998 794
22	Oil seeds, nuts, and kernels	217 707 051	2 137 939 647	151 016 387	1 453 414 030
23	Crude rubber	25 827 763	345 900 038	64 268 377	995 620 797
24	Wood, lumber, and cork	17 262 816	268 689 181	9 693 281	120 970 943
25	Pulp and waste paper	319 904 457	3 655 805 777	122 706 508	1 551 373 262
26	Textile fibres and their waste	79 193 506	951 561 312	163 637 508	2 225 878 832
27	Crude fertilizers and crude minerals	711 305 506	8 087 240 105	83 710 744	935 925 170
28	Metalliferous ores and metal scraps	319 524 291	3 562 726 147	138 148 742	1 585 799 730
29	Crude animals and vegetable materials, nes	2 176 214	25 968 230	12 341 653	174 781 669
32	Coal, coke, and briquettes	27 523 060	189 865 138	5 482 972	66 292 529
33	Petroleum and petroleum products	3 740 683 570	41 186 794 704	3 468 467 401	39 584 699 402
34	Gas; natural and manufactured	237 571 588	3 170 391 113	244 857 218	3 081 604 968
35	Electric current	0	415 147	0	255 409
41	Animal oils and fats	678 530	12 851 295	1 469 054	25 427 054
42	Fixed vegetable oils/fats	3 561 790	40 578 473	6 227 552	69 933 395
43	Animal vegetable oils/fats	3 449 996	48 674 546	6 015 252	88 710 215
51	Organic chemicals	306 533 672	4 304 016 006	478 506 239	6 671 815 584
52	Inorganic chemicals	279 256 229	3 785 748 151	157 482 019	2 046 474 917
53	Dyeing, tanning, and colouring materials	31 682 517	391 056 240	96 303 007	1 309 317 822
54	Medical and pharmaceutical products	3 001 905	140 892 985	70 112 054	859 486 375
55	Essential oils and perfumery materials	18 616 972	233 325 630	99 621 948	1 194 194 956
56	Manufactured fertilizers	326 809 603	6 472 062 428	117 694 635	2 588 570 695
57	Plastics in primary forms	228 121 028	2 771 304 726	398 455 232	5 045 798 790
58	Plastics in non-primary forms	25 911 137	427 009 749	75 999 512	1 033 488 290
59	Chemical materials and its products, nes	115 005 125	1 811 569 137	217 761 541	2 863 619 190
61	Leather, leather med, nes	3 706 370	48 249 401	31 982 476	413 712 519
62	Rubber manufactured, nes	21 335 554	283 572 852	114 050 851	1 607 713 563
63	Wood and cork manufactured	41 036 722	583 950 509	19 348 556	284 817 371
64	Paper, paperboard, and manufactured thereof	54 077 483	729 758 409	82 440 318	1 179 722 360
65	Textile yarns, fabrics, and their products	77 001 281	937 196 392	478 034 268	5 604 878 150
66	Non metallic minerals manufactured	576 873 190	5 086 826 143	135 355 183	1 359 603 649
67	Iron and steel	868 503 218	12 793 102 422	810 546 357	11 967 149 850
68	Non ferrous metals	80 546 410	1 049 985 458	269 950 204	3 680 446 064
69	Manufactured of metal, nes	95 845 137	1 044 884 505	341 523 442	3 683 999 655
71	Power generating machine and equipments	75 090 790	623 715 721	474 159 457	5 302 092 396
72	Machinery specialized for particular industry	82 617 978	1 550 670 789	680 704 195	9 849 460 166
73	Metalworking machinery	13 717 042	370 130 612	151 348 276	1 615 583 581
74	General industrial machinery and equipments	91 943 729	1 150 352 187	793 171 363	9 936 135 351
75	Office machinery and automatic data processing	8 502 011	133 920 700	387 587 805	3 862 032 893
76	Telecommunication and reproducers apparatus	11 001 344	155 169 204	633 177 814	6 746 387 593
77	Electrical machinery and apparatus	58 729 016	731 068 287	871 279 864	10 168 048 873
78	Road vehicles	87 032 203	1 282 710 598	732 516 451	11 785 253 266
79	Other transportation equipments	195 296 213	1 325 532 689	592 676 501	6 414 626 277
81	Sanitary, plumbing, and fittings	6 432 966	81 634 099	19 754 601	270 015 179
82	Furniture	9 868 880	136 193 186	28 657 774	390 732 039
83	Traveling goods	2 789 471	33 742 180	17 289 276	180 942 339
84	Clothing	10 387 057	94 604 396	58 011 745	615 989 409
85	Footwear	4 956 334	60 551 304	29 351 017	387 016 208
87	Professional, scientific, and contractor instruments	4 796 843	100 099 834	144 301 663	1 627 753 260

I-2 IMPOR MENURUT GOLONGAN BARANG SITC / IMPORT BY SITC COMMODITY GROUPS
***** DESEMBER/DECEMBER 2012 *****

SITC	Uraian golongan barang Group description	Berat bersih / Net weight (Kg)		Nilai / Value C.I.F. (US \$)	
		Bulan ini Current month	Kumulatif Cum. Jan. to	Bulan ini Current month	Kumulatif Cum. Jan. to
88	Photographic apparatus, equipments and optics	2 336 541	29 948 990	26 819 340	366 591 032
89	Miscellaneous manufactured articles	39 688 713	458 260 873	215 049 122	2 580 811 999
96	Coin; not being legal tender	0	371	0	3 460
97	Gold; non monetary	613	7 868	3 873 830	42 527 954
99	Gold coin and current coin	1 425	6 085	87 090	93 030
TOTAL IMPORT		11 337 015 107	136 373 421 556	15 581 977 290	191 691 001 109
C. By Commodity 3 digit SITC					
001	Live Animals Other Than Fish	4 026 302	101 439 552	11 019 110	286 586 900
011	Meat Of Bovine Animals Fresh, Chilled Or Frozen	3 237 455	33 506 439	13 552 720	139 214 037
012	Other Meat, Other Edible Meat Offal, Fresh, Chilled Or Frozen	510 893	8 637 145	2 281 032	26 938 888
016	Meat And Edible Meat Offal, Salted, Dried, Edible Flour Of Meat	18 722	303 544	141 204	1 084 248
017	Meat And Edible Meat Offal, Prepared Or Preserved	274 984	2 343 142	1 143 681	9 095 182
022	Milk,cream, And Milk Products Other Than Butter Or Cheese	30 914 866	318 234 503	82 221 047	957 201 828
023	Butter And Other Fats From Milk	1 061 588	14 181 152	3 887 688	60 557 141
024	Cheese And Curds	2 092 344	22 034 860	8 874 703	95 312 271
025	Eggs, Birds, And Egg Yolks; Fresh, Dried Or Otherwise Preserved	90 951	1 444 207	447 056	7 842 653
034	Fish, Fresh, Chilled Or Frozen	11 251 484	143 188 110	10 125 342	136 928 486
035	Fish, Dried Salted Or In Brine; Smoked Fish	47	119 825	720	1 728 192
036	Crustaceans, Molluscs, And Aquatic Invertebrates	851 447	12 591 708	3 838 840	69 233 760
037	Fish, Crustaceans, Molluscs, And Other Aquatic Invertebrates; Prej	510 465	4 502 394	1 345 264	15 543 630
041	Wheat And Meslin, Unmilled	346 886 221	6 250 489 689	188 343 115	2 253 850 180
042	Rice	483 669 934	1 810 372 303	226 377 714	945 623 182
043	Barley, Unmilled	17 054	67 379	22 149	45 649
044	Maize, Unmilled	96 609 179	1 692 994 497	32 026 139	501 898 250
045	Cereals, Unmilled	3 094 458	30 501 703	1 246 532	12 936 206
046	Meal And Flour Of Wheat And Flour Of Meslin	23 537 806	487 497 784	9 846 203	193 208 089
047	Other Cereal Meals And Flours	3 299	2 278 851	5 865	1 025 029
048	Cereal Preparations And Preparations Of Flours/starchs Of Fruit	7 147 394	70 250 745	9 484 586	98 147 837
054	Vegetables, Fresh, Chilled, Frozen Or Simply Preserved	34 525 141	819 975 771	23 090 158	479 473 008
056	Vegetables, Roots And Tubers, Prepared Or Preserved Nes	4 408 164	71 353 299	5 717 504	93 753 011
057	Fruit And Nut; Fresh Or Dried	30 059 587	788 465 097	33 661 942	845 145 947
058	Fruits, Preserved And Preparations	1 025 229	22 228 236	1 622 958	32 332 955
059	Fruit And Vegetable Juices	564 221	14 007 539	1 201 385	29 739 278
061	Sugar, Molasses, And Honey	303 832 107	3 115 418 608	184 310 057	1 855 696 671
062	Sugar Confectionery	911 929	12 844 630	2 862 031	38 563 486
071	Coffee And Coffee Substitutes	2 014 479	62 547 310	8 480 917	184 217 828
072	Cocoa	2 438 833	37 330 846	10 243 569	131 513 930
073	Chocolate And Other Food Preparations Containing Cocoa	798 117	10 860 478	3 190 775	45 379 793
074	Tea And Mate	2 109 417	25 900 255	3 494 157	42 579 762
075	Spices	4 906 413	78 244 545	4 388 183	175 664 890
081	Feeding Stuff For Animals	329 099 289	4 933 358 938	223 972 462	2 799 329 913
091	Margarine And Shortening	497 791	9 888 766	1 728 787	41 591 224
098	Edible Products And Preparations	15 024 916	216 292 119	57 888 850	733 309 815
111	Non-alcoholic Beverages, Nes	9 202 531	94 542 295	5 935 839	68 956 584
112	Alcoholic Beverages	154 891	1 519 441	1 364 460	13 596 655
121	Tobacco, Unmanufactured And Refused	12 944 321	137 425 702	61 808 440	658 921 557
122	Tobacco, Manufactured	1 082 443	13 719 789	7 491 784	106 640 860
211	Hides And Skins, Raw	185 535	2 283 073	264 647	2 904 202
212	Furskins, Raw	0	3 318	0	94 592
222	Oil Seeds Use For Extraction Ofsoft Fixed Vegetable Oils	216 589 744	2 134 200 748	149 695 627	1 445 369 832
223	Oil Seeds Use For Extraction Of Other Fixed Vegetable Oils	1 117 307	3 738 899	1 320 760	8 044 198
231	Natural Rubber Latex;natural Rubber And Similar Natural Gums	2 290 975	27 174 723	5 590 839	70 684 768
232	Synthetic Rubber Latex, Synthetic/reclaimed Rubber	23 536 788	318 725 315	58 677 538	924 936 029
244	Cork,natural,raw And Waste	1 730	80 925	21 750	235 173
245	Fuel Wood And Wood Charcoal	56 856	5 974 291	16 237	2 489 751
246	Wood In Chips Or Particles And Waste	6 943	5 434 559	4 190	977 038
247	Wood In The Rough Or Roughly Squared	4 115 164	110 858 614	773 410	18 184 008
248	Wood, simply Worked And Railway Sleeper Of Wood	13 082 123	146 340 792	8 877 694	99 084 973
251	Pulp And Waste Paper	319 904 457	3 655 805 777	122 706 508	1 551 373 262
261	Silk	234	11 570	2 866	38 245
263	Cotton	57 699 380	612 147 505	109 656 387	1 337 760 152
264	Jute And Other Textile Bast Fibres	246 988	2 793 085	304 682	4 112 481
265	Vegetable Textile Fibres,raw Or Processed;waste Of These Fibres	182 403	1 801 639	151 997	1 902 253
266	Synthetic Fibres Suitable For Spinning	12 459 378	180 344 110	28 068 712	411 407 906
267	Other Man-made Fibres Suitable For Spinning And Waste	7 517 609	142 327 584	23 739 955	441 844 667
268	Wool And Other Animal Hair	740 146	7 408 486	1 447 543	22 759 174
269	Old Clothing And Other Old Textile Articles; Rags	347 368	4 727 333	265 366	6 053 954
272	Fertilizers, Crude	135 118 765	1 056 744 712	25 416 404	207 277 101
273	Stone, Sand And Gravel	300 017 287	2 814 847 981	11 912 692	126 763 739
274	Sulphur And Unroasted Iron Pyrites	27 910 889	318 060 109	5 393 215	71 589 854
277	Natural Abrasives	4 296 713	31 697 155	1 560 818	11 704 441
278	Other Crude Minerals	243 961 852	3 865 890 148	39 427 615	518 590 035
281	Iron Ore And Concentrates	8 346 816	974 516 090	1 363 650	203 791 519
282	Waste And Scrap Metal Of Iron/steel	259 115 605	1 943 844 545	103 584 452	854 318 300

I-2 IMPOR MENURUT GOLONGAN BARANG SITC / IMPORT BY SITC COMMODITY GROUPS
***** DESEMBER/DECEMBER 2012 *****

SITC	Uraian golongan barang Group description	Berat bersih / Net weight (Kg)		Nilai / Value C.I.F. (US \$)	
		Bulan ini Current month	Kumulatif Cum. Jan. to	Bulan ini Current month	Kumulatif Cum. Jan. to
283	Copper Ores And Concentrates	0	39 122 635	0	103 022 907
284	Nickel Ores And Concentrates	0	1 537	0	21 497
285	Aluminium Ores And Concentrates	46 411 799	519 153 099	17 003 303	200 513 708
286	Ores And Concentrates Of Uraniumand Thorium	0	10 000	0	27 000
287	Ores And Concentrates Of Basemetals	1 695 652	31 989 088	2 770 750	47 320 034
288	Non-ferrous Base Metal Waste And Scraps	3 954 408	54 084 709	13 426 083	176 601 358
289	Ores And Concentrates Of Precious Metals; Waste,scraps	11	4 444	504	183 407
291	Crude Animal Materials	624 666	7 452 921	4 154 336	56 825 015
292	Crude Vegetable Materials	1 551 548	18 515 309	8 187 317	117 956 654
321	Coals, Pulverized Or Not	18 656 378	77 785 694	2 259 146	22 937 715
322	Briquettes, Lignite And Peat	448 087	5 375 654	156 910	2 166 313
325	Coke And Semi Coke Of Coal/lignite/peat	8 418 595	106 703 790	3 066 916	41 188 501
333	Petroleum Oil, Crude	950 114 807	12 550 087 641	788 220 113	10 803 249 662
334	Petroleum Products, Refined	2 650 069 840	27 558 798 745	2 580 385 746	28 038 221 590
335	Residual Petroleum Products, And Related Materials	140 498 923	1 077 908 318	99 861 542	743 228 150
342	Liquefied Propane And Butane	215 172 766	3 125 113 205	221 223 172	3 027 989 846
343	Natural Gas, Liquefied Or Not	22 356 012	22 387 047	23 395 566	23 429 956
344	Petroleum Gases And Other Gas	42 788	22 889 173	234 886	30 147 362
345	Coal Gas, Water Gas And Similar Gas	22	1 688	3 594	37 804
351	Electric Currents	0	415 147	0	255 409
411	Animal Oils And Fats	678 530	12 851 295	1 469 054	25 427 054
421	Fixed Vegetable Fats And Oils Soft,crude,refined Or Fractioned	2 922 241	33 927 133	5 089 009	57 677 916
422	Fixed Vegetable Fats And Oils Solid,crude,refined Or Fractioned	639 549	6 651 340	1 138 543	12 255 479
431	Animal And Vegetable Oil: Fat Processed And Their Wax	3 449 996	48 674 546	6 015 252	88 710 215
511	Hydrocarbon And Their Halogenated, Nitrated Derivatives	156 654 331	2 334 592 174	209 765 473	3 116 704 003
512	Alcohols,phenols,phenol-alcohols And Their Halogenated	59 940 756	875 433 841	69 009 409	983 984 972
513	Carboxylic Acids,and Their Anhydrides,halides,peroxides	46 179 065	553 417 591	67 877 003	826 289 461
514	Nitrogen-function Compounds	17 712 420	220 992 385	45 536 419	590 178 670
515	Organo-inorganic And Heterocyclic Compounds	13 547 066	178 326 239	57 905 262	819 654 993
516	Other Organic Chemicals	12 500 034	141 253 776	28 412 673	335 003 485
522	Inorganic Chemical Elements, Oxides And Halogen Salts	123 417 227	1 920 071 761	97 566 515	1 277 986 737
523	Metallicsalts And Peroxysalts	152 857 942	1 826 979 881	56 171 377	715 123 406
524	Other Inorganic Chemicals;chemical Compound Of Precious Metal	2 972 239	38 525 833	3 395 913	44 371 336
525	Radioactive And Associated Materials	8 821	170 676	348 214	8 993 438
531	Synthetic Organic; Colouring Matter	5 504 552	71 136 837	27 901 296	383 911 223
532	Dyeing/tanning Extracts And Synthetic Tanning Materials	449 233	6 741 934	1 490 562	15 917 583
533	Pigments, Paints, Varnishes, And Related Materials	25 728 732	313 177 469	66 911 149	909 489 016
541	Medicinal And Pharmaceutical Products	1 076 517	17 389 474	43 425 835	445 693 641
542	Medicaments, Including Veterinary Medicaments	1 925 388	123 503 511	26 686 219	413 792 734
551	Essential Oils, Perfumes, And Flavour Materials	2 282 953	38 008 186	32 989 451	422 032 595
553	Perfumery, Cosmetics, And Toilet Preparations	5 958 356	66 755 315	37 171 252	439 705 374
554	Soap,cleansing And Polishing Preparations	10 375 663	128 562 129	29 461 245	332 456 987
562	Fertilizers, Manufactured	326 809 603	6 472 062 428	117 694 635	2 588 570 695
571	Polymers Of Ethylene In Primary Forms	62 958 315	773 450 320	94 804 924	1 143 926 282
572	Polimers Of Styrene In Primary Forms	13 548 905	201 355 565	28 991 833	430 374 152
573	Polimers Of Vinyl Chloride In Primary Forms	8 950 542	96 202 042	11 361 896	126 413 807
574	Poliacetals And Polycarbons In Primary Forms	27 554 176	367 696 309	57 336 372	830 147 900
575	Other Plastics In Primary Forms	104 247 708	1 225 606 443	200 574 396	2 448 259 043
579	Waste And Scrap Of Plastics	10 861 382	106 994 047	5 385 811	66 677 606
581	Tubes, Pipes, And Hoses Of Plastics	2 497 194	29 462 437	10 842 582	135 418 536
582	Plates, Sheets, And Film Of Plastics	22 734 990	391 284 905	63 343 370	881 050 840
583	Monofilament And Rod Of Plastics	678 953	6 262 407	1 813 560	17 018 914
591	Disinfectants, Insecticides, And Fungicides Put In Forms	3 633 951	58 063 459	17 429 203	292 961 983
592	Starches, inulin, And Wheat Glutenal Buminoidal Substances; Glues	59 635 176	1 104 839 354	53 207 470	823 177 668
593	Explosive And Pyrotechnic Products	2 450 266	62 673 723	14 211 435	116 614 106
597	Additive For Mineral Oils	7 940 620	130 933 072	29 280 500	445 769 599
598	Miscellaneous Chemical Products	41 345 112	455 059 529	103 632 933	1 185 095 834
611	Leathers	3 647 764	47 627 305	30 908 910	405 780 379
612	Manufactures And Composition Leathers	58 583	586 776	1 073 525	5 937 214
613	Furskins, Tanned Or Dressed	23	35 320	41	1 994 926
621	Materials Of Rubber	3 515 948	54 307 361	25 023 214	334 452 983
625	Rubber Tyre,tyre Cases,tyre Treads,inner Tubes, And Tyre Flaps	11 758 366	154 246 912	49 549 517	759 213 311
629	Articles Of Rubbers	6 061 240	75 018 579	39 478 120	514 047 269
633	Cork Manufactures	60 646	3 829 018	692 242	4 309 846
634	Veneers,plywood,improved/reconstituted Wood Worked	39 667 999	565 975 636	17 042 476	255 785 100
635	Wood Manufactures	1 308 077	14 145 855	1 613 838	24 722 425
641	Papers And Paperboards	47 113 979	631 852 091	61 109 154	892 842 574
642	Paper And Paperboard Cut To Size/shape And Article Of Papers	6 963 504	97 906 318	21 331 164	286 879 786
651	Textile Yarns	18 668 214	216 052 786	55 270 337	668 025 199
652	Cotton Fabrics, Woven	9 464 554	108 271 419	98 986 954	1 075 840 231
653	Fabrics, Woven, Of Man-made Fibres	12 896 767	150 170 075	102 789 104	1 162 617 695
654	Textile Fabrics, Woven, Other Than Of Cotton Or Man-made Fibre:	1 105 220	8 875 071	9 719 958	85 087 113
655	Knitted Or Crocheted Fabrics	12 760 918	157 212 948	108 005 156	1 293 266 326
656	Tulle,lace,enbroidery,ribbons,trimmings And Other Small Wares	1 611 202	21 403 430	19 071 339	249 510 553
657	Special Yarns,textile Fabrics	16 103 458	214 206 686	72 599 521	940 286 801
658	Made-up Articles, Wholly/chiefly Of Textile Materials	2 282 301	27 391 288	6 286 084	64 908 049

I-2 IMPOR MENURUT GOLONGAN BARANG SITC / IMPORT BY SITC COMMODITY GROUPS
***** DESEMBER/DECEMBER 2012 *****

SITC	Uraian golongan barang Group description	Berat bersih / Net weight (Kg)		Nilai / Value C.I.F. (US \$)	
		Bulan ini Current month	Kumulatif Cum. Jan. to	Bulan ini Current month	Kumulatif Cum. Jan. to
659	Floor Coverings	2 108 647	33 612 689	5 305 815	65 336 183
661	Lime,cement And Fabricated Construction Materials	394 661 430	3 555 870 429	31 016 061	275 124 522
662	Clay And Refractory Construction Materials	125 195 549	830 577 854	54 000 870	355 649 094
663	Mineral Manufactures	28 723 918	287 839 340	23 718 306	333 023 551
664	Glass	18 476 651	240 521 394	16 434 533	236 167 227
665	Glassware	7 822 489	148 164 183	9 125 441	136 752 015
666	Pottery	1 990 958	23 801 790	982 524	21 877 294
667	Pearl, Precious And Semi Precious Stones	2 195	51 153	77 448	1 009 946
671	Pig Iron,spiegeleisen,sponge Iron, And Ferro-alloys	25 062 552	708 779 586	16 247 562	399 932 339
672	Ingots And Other Iron/steel In Primary Forms	161 776 507	3 817 720 994	93 338 186	2 395 087 228
673	Flat Rolled Products, Not Clad	270 767 607	3 608 241 836	191 841 056	2 950 940 315
674	Flat Rolled Products, Clad Or Plated	79 612 005	911 813 419	78 915 780	993 396 144
675	Flat Rolled Products And Alloy Steels	42 876 034	596 704 083	61 952 285	875 755 477
676	Iron/steel Bars, Rods, Angels, Shaped And Sections	143 570 407	1 597 902 002	112 154 188	1 446 937 989
677	Rail/railway And Tractor Construction Of Iron/steel Materials	11 100 182	67 967 111	14 549 394	98 502 233
678	Wire Of Iron/steel	14 237 103	167 998 388	20 175 004	252 081 163
679	Tubes, Pipes, Hollow Profile, Pipe Fitting Of Iron/steel	119 500 821	1 315 975 003	221 372 902	2 554 516 962
681	Silver, Platinum, And Other Metal Of The Platinum Groups	6 222	314 399	1 415 514	20 823 063
682	Copper	16 094 655	201 640 119	92 512 329	1 331 936 422
683	Nickel	282 077	3 076 582	5 814 699	42 958 249
684	Aluminium	43 811 306	603 899 857	118 038 298	1 653 087 835
685	Lead	6 983 885	89 264 013	16 760 572	196 580 429
686	Zinc	12 833 598	145 072 670	25 982 892	302 947 134
687	Tin	101 512	2 570 226	1 688 088	29 915 207
689	Miscellaneous Non-ferrous Basemetals Employed In Metallurgy	433 155	4 147 592	7 737 812	102 197 725
691	Structuctures And Parts Of Iron/steel Or Aluminium	16 831 921	189 390 351	63 083 903	418 201 310
692	Metal Containers For Storage And Transportations	9 039 278	54 564 530	27 377 496	211 074 620
693	Wire Products And Fencing Grills	7 368 549	82 895 463	14 583 910	160 900 141
694	Nails, Screws, Nuts, Bolts, Rivets Of Iron/steel Or Copper	12 741 853	150 717 190	54 297 049	742 967 944
695	Tools For Used In The Hand Or In Machines	4 795 941	84 080 089	42 514 382	545 941 118
696	Cutlery	1 765 004	17 006 011	5 072 716	54 565 104
697	Household Equipment Of Base Metals	6 683 342	65 790 407	16 064 587	163 282 774
699	Manufactures Of Base Metals	36 619 249	400 440 464	118 529 399	1 387 066 644
711	Steam And Other Vapour Generating Boilers And Parts	11 544 329	97 602 233	49 028 024	612 496 576
712	Steam Or Other Generating Boilers And Parts	31 929 711	61 335 090	61 306 282	439 706 607
713	Internal Combustion Piston Engines And Parts	15 951 118	210 931 238	157 647 380	2 163 246 748
714	Engines And Motors, Non-electric And Parts	662 495	77 740 097	48 945 416	731 643 900
716	Rotating Electric Plants And Parts	13 311 150	162 316 537	139 085 295	1 208 634 191
718	Other Power Generating Machines And Parts	1 691 987	13 790 526	18 147 060	146 364 374
721	Agricultural Machinery And Parts	3 261 148	36 089 199	21 901 338	249 762 792
722	Tractors	2 286 953	10 915 007	3 445 150	64 990 276
723	Civil Engineering And Contractor Plants And Equipments/parts	37 517 767	997 475 429	257 124 970	3 894 160 214
724	Textile/leather Machinery And Parts	9 491 404	119 415 054	79 024 111	1 021 682 321
725	Papermill/pulpmill Machinery And Paper Cutting Machines	4 223 409	33 444 908	41 933 211	602 593 875
726	Printing/book Binding Machinery And Parts	1 970 079	51 631 671	39 046 617	998 395 739
727	Food Processing Machines And Parts	4 723 167	61 312 207	47 560 920	580 561 219
728	Other Machines And Equipment Specialized For Particular Industry	19 144 051	240 387 314	190 667 878	2 437 313 730
731	Machine Tools By Removing Metal	3 461 583	41 061 641	60 787 737	586 179 645
733	Machine Tool For Working Metals	4 692 212	60 380 820	36 780 852	464 860 325
735	Parts Of Machine Tools	435 417	208 984 004	17 488 774	155 487 740
737	Metalworking Machinery And Parts	5 127 830	59 704 147	36 290 913	409 055 871
741	Heating And Cooling Equipments And Parts	20 654 640	248 761 240	163 166 316	2 015 373 757
742	Pumps For Liquid And Parts	10 229 097	100 646 578	99 674 950	1 102 936 815
743	Pumps, Compressors, Fans, Blowers, Centrifuges, And Parts	14 804 357	168 548 690	128 431 862	1 441 853 813
744	Mechanical Handling Equipments And Parts	17 755 525	280 514 753	94 282 387	1 530 774 791
745	Other Non-electical Machinery, Tools, And Mechanical Apparatus	4 281 949	49 670 399	58 373 459	699 659 579
746	Ball Or Roller Bearings	4 284 153	50 867 450	39 185 974	521 449 446
747	Taps, Cocks, And Valves For Pipes	5 706 747	78 558 077	72 865 259	829 963 170
748	Transmission Shafts And Cranks	10 907 776	132 949 077	92 153 236	1 217 751 306
749	Non-electric Parts And Accessories Of Machineries	3 319 485	39 835 923	45 037 920	576 372 674
751	Office Machines	1 141 364	19 296 242	16 889 163	201 613 408
752	Automatic Data Processing Machines And Their Units	4 741 076	55 484 752	251 595 934	2 638 613 322
759	Parts And Accessories For Machine Of Heading 751 Or 752	2 619 571	59 139 706	119 102 708	1 021 806 163
761	Television Receivers	665 293	8 459 525	15 645 372	204 726 381
762	Radio Broadcast Receivers	128 224	2 374 631	4 284 125	70 426 121
763	Sound Recorders Or Reproducers	230 405	2 947 522	13 475 316	107 225 329
764	Telecommunication Equipments And Parts	9 977 422	141 387 526	599 773 001	6 364 009 762
771	Electric Power Machinery And Parts	5 465 057	68 360 244	68 459 345	692 318 711
772	Electrical Apparatus For Making And Breaking Electrical Circuits	10 609 955	114 457 702	252 905 303	2 676 814 814
773	Equipment For Distributing Electricity	10 344 192	161 587 842	89 648 440	1 059 255 635
774	Electrical Apparatus For Medical Purposes And Radiological Appar.	221 410	1 790 482	17 240 752	126 794 557
775	Household Type, Electrical/non-electrical Equipments	9 861 519	115 273 625	44 212 976	543 422 152
776	Thermionic, Cold Cathode, And Photo Cathode Valves/tubes	4 529 896	51 287 106	189 595 370	2 490 158 644
778	Electrical Machinery And Apparatus	17 696 987	218 311 286	209 217 678	2 579 284 360
781	Passenger Motor Cars	12 684 608	250 606 081	149 782 618	3 032 769 747
782	Motor Vehicle For The Transportation Of Goods	22 449 483	402 415 515	228 799 150	4 416 698 434

I-2 IMPOR MENURUT GOLONGAN BARANG SITC / IMPORT BY SITC COMMODITY GROUPS
***** DESEMBER/DECEMBER 2012 *****

SITC	Uraian golongan barang <i>Group description</i>	Berat bersih / Net weight (Kg)		Nilai / Value C.I.F. (US \$)	
		<i>Bulan ini</i> Current month	<i>Kumulatif</i> Cum. Jan. to	<i>Bulan ini</i> Current month	<i>Kumulatif</i> Cum. Jan. to
783	Road Motor Vehicles	2 691 122	28 704 283	22 043 449	227 478 609
784	Parts And Accessories Of The Motor Vehicles	25 894 718	316 864 401	257 309 044	3 119 699 701
785	Motorcycles, Scooters, And Other Cycles Motorized/non Motorize	20 154 000	244 444 825	68 467 236	895 648 699
786	Trailers And Other Vehicles, Not Motorized	3 158 272	39 675 493	6 114 954	92 958 076
791	Railway Vehicles And Associated Equipments	439 557	26 355 740	8 967 078	117 658 994
792	Aircraft And Associated Equipments And Parts	804 345	6 833 139	419 796 760	4 489 335 965
793	Ships, Boats, And Floating Structures	194 052 311	1 292 343 810	163 912 663	1 807 631 318
811	Prefabricated Buildings	1 049 165	23 722 178	2 457 842	58 305 229
812	Sanitary, Plumbing, Heating, And Lighting Fixtures/fittings	2 238 795	25 375 802	3 198 467	62 669 727
813	Lighting Fixtures And Fittings	3 145 006	32 536 119	14 098 292	149 040 223
821	Furnitures And Parts	9 868 880	136 193 186	28 657 774	390 732 039
831	Travel Goods	2 789 471	33 742 180	17 289 276	180 942 339
841	Men's Coats/jackets, Not Knitted	309 498	4 700 072	4 410 932	49 945 695
842	Women's Coats/jacket, Not Knitted	860 531	7 131 631	7 301 253	73 608 740
843	Men's Coats/jackets, Knitted	318 573	3 880 711	1 789 912	29 813 901
844	Women's Coats/jackets, Knitted	2 013 391	13 451 553	6 781 304	59 294 735
845	Articles Of Apparel	1 016 032	10 129 961	9 673 166	103 994 475
846	Clothing Accessories Of Textiles Fabrics	400 890	4 752 685	5 184 591	62 322 204
848	Articles Of Apparel And Clothing Accessories Of Other Than Textile	5 468 142	50 557 783	22 870 587	237 009 659
851	Footwears	4 956 334	60 551 304	29 351 017	387 016 208
871	Optical Instrument And Apparatus	99 847	1 608 703	8 808 315	87 144 859
872	Medical Instruments And Appliances	1 297 803	16 389 506	29 939 474	228 913 778
873	Meters And Counters	722 906	11 255 501	17 280 095	245 121 606
874	Measuring, Checking, Analysing, And Controlling Instrument And A	2 676 287	70 846 124	88 273 779	1 066 573 017
881	Photographic Apparatus And Equipments	261 694	3 196 931	1 806 575	44 459 107
882	Photographic And Chinematographic Supplies	1 048 199	14 874 851	4 601 079	79 855 135
883	Cinematograph Film, Exposed And Developed	2 801	21 800	35 903	1 374 738
884	Optical Goods	375 956	5 633 889	15 578 671	194 366 499
885	Watches And Clocks	647 891	6 221 519	4 797 112	46 535 553
891	Arms And Ammunitions	108 703	3 084 284	8 698 688	161 413 736
892	Printed Matter	1 654 635	20 364 909	21 385 828	261 380 621
893	Article Of Plastics	19 601 548	222 113 252	84 150 005	890 096 057
894	Baby Carriages, Toys, Games, And Sporting Goods	6 790 057	73 178 350	35 330 802	259 967 369
895	Office And Stationery Supplies	2 396 961	29 965 291	7 749 667	116 823 770
896	Works Of Art, Collectors Pieces And Antiques	173 661	975 832	261 778	2 462 540
897	Jewellery, Goldsmith, Silversmith Wares, And Other Articles	309 758	5 975 178	3 967 920	48 202 363
898	Musical Instrument And Parts/accessories	1 297 482	22 167 276	15 863 812	289 175 605
899	Other Miscellaneous Manufactured Articles	7 355 908	80 436 501	37 640 622	551 289 938
961	Coin Not Being Legal Tender	0	371	0	3 460
971	Gold, Non-monetary	613	7 868	3 873 830	42 527 954
999	Gold Coin And Current Coin	1 425	6 085	87 090	93 030
TOTAL IMPORT		11 337 015 107	136 373 421 556	15 581 977 290	191 691 001 109

I.3. IMPOR MENURUT KOMODITI / IMPORT BY HS COMMODITY
***** DESEMBER/DECEMBER 2012 *****

HS	Uraian Komoditi Commodity Description	Berat Bersih / Net Weight (Kg)		Nilai / Value C.I.F (US\$)	
		Bulan ini Current Month	Kumulatif Cum.Jan. to date	Bulan ini Current Month	Kumulatif Cum.Jan. to date
0102210000	Live cattle, pure-bred breeding animals	0	2 257 917	0	6 824 404
0102291010	Live male oxen, other than pure-bred breeding animals	2 870 450	60 688 062	7 766 729	168 107 672
0102291090	Live male cattle, not oxen, other than pure-bred breeding animals	0	2 460 896	0	6 516 855
0102299000	Live cattle not male, other than pure-bred breeding animals	1 153 417	13 498 670	3 161 556	37 084 378
0102901000	Other live bovine animal, pure-bred breeding animals	0	22 504 945	0	67 378 256
0103100000	Live swine, pure-bred breeding animals	0	1 600	0	15 980
0104201000	Live goats, pure-bred breeding animals	0	6 561	0	183 544
0105119000	Live fowls spec Gallus domesticus, weight <=185g, oth than breedin	26	409	1 650	13 310
0105139000	Live ducks, weight <=185 g, other than breeding	0	40	0	1 482
0105149000	Live geese, weight <=185 g, other than breeding	0	63	0	2 155
0105159000	Live guinea fowls, weight <=185 g, other than breeding	0	6	0	69
0105949900	Other fowls of the species Gallus domesticus, weight >2000 g	0	18	0	1 477
0106190000	Other live mammals	1	21	107	669
0106200000	Live reptiles (including snakes and turtles)	0	811	0	22 435
0106320000	Live psittaciformes (including parrots, parakeets, macaws and cock	109	1 025	3 445	25 773
0106390000	Other live birds	1 552	16 531	65 887	357 562
0106900000	Other live animals	747	1 977	19 736	50 879
0201200000	Other cuts with bone in of bovine animals, fresh or chilled	1 487	29 685	10 641	128 112
0201300000	Boneless of bovine animals, fresh or chilled	97 857	2 047 865	1 003 886	11 371 045
0202100000	Carcasses and half-carcasses of bovine animals, frozen	0	124 494	0	534 643
0202200000	Other cuts with bone in of bovine animals, frozen	0	927 366	0	2 789 667
0202300000	Boneless of bovine animals, frozen	3 138 111	30 377 029	12 538 193	124 390 570
0203190000	Other meat of swine, fresh or chilled	0	104 725	0	583 007
0203220000	Hams, shoulders and cuts thereof of swine with bone in, frozen	8 495	17 908	62 907	140 772
0203290000	Other meat of swine, frozen	0	17 327	0	84 670
0204100000	Carcasses & half-carcasses of lamb, fresh or chilled	14 971	27 583	74 759	139 528
0204220000	Other cuts of sheep, with bone in, fresh or chilled	2 167	34 989	29 395	302 075
0204230000	Boneless meat of sheep, fresh or chilled	3 732	10 377	28 543	96 848
0204300000	Carcasses and half-carcasses of lamb, frozen	24 000	40 000	64 353	116 493
0204410000	Carcasses and half-carcasses of sheep, frozen	34 834	135 837	174 051	741 662
0204420000	Other cuts of sheep with bone in, frozen	109 938	528 966	650 255	4 154 967
0204430000	Boneless meat of sheep, frozen	75 441	347 008	383 497	2 289 268
0204500000	Meat of goats, fresh, chilled or frozen	0	50 527	0	242 163
0206100000	Edible offal of bovine animals, fresh or chilled	0	2 913	0	7 948
0206210000	Tongue of bovine animals, frozen	0	459 997	0	1 231 365
0206220000	Livers of bovine animals, frozen	10 348	1 365 037	29 594	2 786 507
0206290000	Other edible offal of bovine animals, frozen	174 360	5 005 601	531 131	12 765 708
0207149900	Cuts & offal of fowl spec Gallus domesticus, not mechanically deboned/sepr	0	6 797	0	34 785
0207250000	Meat and edible offal of turkeys, not cut in pieces, frozen	0	153 202	0	455 328
0207420000	Meat and edible offal of ducks, not cut in pieces, frozen	46 498	266 532	111 393	392 494
0207430000	Fatty livers of ducks, fresh or chilled	4 207	9 863	97 196	250 698
0207450000	Other meat and edible offal of ducks, frozen	1 902	3 076	43 958	75 834
0210199000	Other meat of swine, salted, in brine, dried or smoked	0	1	0	224
0210200000	Meat of bovine animals, salted, in brine, dried or smoked	0	101 810	0	203 620
0210992000	Dried pork skin, salted, in brine, dried or smoked	0	1	0	26
0210999000	Other meat & edible, incl. frouns & meal salted, in brine, dried or sm	18 722	201 732	141 204	880 378
0301119100	Koi carp (Cyprinus carpio)	39	39	10 582	10 582
0301199000	Live marine ornamental fish, other than fry	0	1 176	0	14 956
0301992100	Other live fry fish, for breeding	630	3 333	27 502	127 634
0302290000	Other flat fish, excl. fillet, liver & roes, fresh or chilled	0	228	0	5 329
0302390000	Other tunas, excl. fillets, livers & roes, fresh or chilled	0	92 750	0	66 318
0302440000	Mackerel, excl. fillets, livers & roes, fresh or chilled	0	81 135	0	77 061
0302510000	Cod, excluding fillets, livers & roes, fresh or chilled	0	9 208	0	110 530
0302729010	Pangasius, excl. fillets, livers and roes, fresh or chilled	0	12	0	8
0302810000	Dogfish & other sharks, excl. fillets, livers and roes, fresh or chilled	0	21 100	0	70 740
0302900000	Livers and roes of fish, excl. fillets, fresh or chilled	7	70	241	1 683
0303110000	Sockeye salmon, excl. fillets, livers & roes, frozen	0	32 163	0	217 863
0303120000	Other pacific salmon, excl. fillet, liver and roes, frozen	48 599	602 614	452 542	3 796 054
0303130010	Atlantic salmon, excl. fillets, livers and roes, frozen	0	500 495	0	2 987 086
0303140000	Trout, excl. fillets, livers and roes, frozen	0	55 108	0	336 890
0303190000	Other salmonidae, excl. fillets, livers and roes, frozen	0	138 507	0	319 714
0303260000	Eels, excl. fillets, livers & roes, frozen	1 280	6 280	1 536	6 536
0303290000	Nile perch and snakeheads, excl. fillets, livers and roes, frozen	0	19 958	0	136 197
0303310000	Halibut, excl. fillets, livers and roes, frozen	2 956	2 956	30 821	30 821
0303390000	Other flat fish, excl. fillets, livers & roes, frozen	456	25 011	1 470	111 215
0303410000	Albacore/longfinned tunas, excl. fillet, livers and roes, frozen	24 599	300 349	80 951	926 451
0303420000	Yellowfin tunas, excl. fillet, liver & roes, frozen	14 585	3 618 082	51 464	9 285 514
0303430000	Skipjack or stripe-bellied bonito, excl. fillets, livers and roes, frozen	0	6 414 557	0	14 104 516
0303440000	Bigeye tunas, excl. fillets, livers and roes, frozen	0	8 612	0	247 225
0303490000	Other tunas, excl. fillets, livers & roes, frozen	0	116 911	0	327 672
0303510000	Herring clupea harengus, clupea pallasii, excl. fillets, livers and roes,	0	10	0	209

I.3. IMPOR MENURUT KOMODITI / IMPORT BY HS COMMODITY
***** DESEMBER/DECEMBER 2012 *****

HS	Uraian Komoditi Commodity Description	Berat Bersih / Net Weight (Kg)		Nilai / Value C.I.F (US\$)	
		Bulan ini Current Month	Kumulatif Cum.Jan. to date	Bulan ini Current Month	Kumulatif Cum.Jan. to date
0303530000	Sardines, sardinella, brisling or spartsexcl.filletts, livers and roes, fr	4 948 192	53 306 396	2 933 791	31 046 780
0303540010	Mackerel, excl.filletts, livers and roes,frozen	1 067 680	12 352 216	940 925	9 639 879
0303540020	Pacific mackerel, excl.filletts, liversand roes, frozen	4 924 056	56 028 723	4 220 912	44 626 974
0303550000	Jack and horse mackarel, excl.filletts,livers and roes, frozen	0	3 498 490	0	2 084 926
0303570000	Swordfish (xiphias gladius),excl.filletts,livers and roes,frozen	25 936	927 879	129 680	2 957 929
0303630000	Cod (gadus morhua, ogac, macrocephalu) ,excl.filletts,livers and roe	6 357	33 844	114 584	460 748
0303670000	Alaska Pollack, excl.filletts, livers and roes, frozen	2 193	3 054	7 361	10 788
0303690000	Other marine fish, excl.filletts, liversand roes, frozen	1 403	64 184	4 780	140 262
0303810000	Dogfish and other sharks, excl.filletts,livers and roes, frozen	28 835	135 374	234 962	956 184
0303840000	Seabass, excl.filletts, livers and roes,frozen	0	1 244	0	31 944
0303891510	Indian mackarel, excl.filletts, liversand roes, frozen	0	74 999	0	47 487
0303891800	Mangrove red snappers, excl.filletts,livers and roes, frozen	0	17	0	41
0303891920	Marlin, excl.filletts, livers and roes,frozen	0	1 160	0	1 624
0303891990	Other marine fish, excl.filletts, liversand roes, frozen	36 147	605 249	133 069	1 643 185
0303892900	Other fish, not marine fish,excl.filletts, livers and roes, frozen	0	460 571	0	552 100
0303902000	Roes of fish, frozen	108	949	964	12 519
0304320010	Pangasius filletts (whether or notminced), fresh or chilled	0	114 000	0	338 580
0304320090	Other catfish filletts (whether or notminced), fresh or chilled	0	192 711	0	618 130
0304390000	Carp, eels and snakeheads filletts(whether/not minced), fresh or ct	0	78 110	0	64 359
0304410000	Filletts of Pacific, Atlantic andDanube salmon, fresh or chilled	0	298	0	12 903
0304450000	Swordfish (Xiphias gladius) filletts,fresh or chilled	0	12 097	0	50 675
0304490000	Filletts of other fish, fresh or chilled	0	232 186	0	645 595
0304520000	Salmonidae meat (whether or notminced), fresh or chilled	0	66	0	1 350
0304620010	Pangasius filletts, frozen	0	507 800	0	1 347 764
0304620090	Other catfish filletts, frozen	0	34 831	0	129 540
0304690000	Carp, eels, and snakeheads filletts,frozen	0	32 808	0	383 273
0304790000	Other fish filletts of familybregmacerotidae, etc., frozen	12 539	50 068	43 103	173 730
0304810010	Frozen filletts of red salmon	210	665	6 730	23 720
0304810090	Frozen filletts of Pacific, Atlantic andDanube salmon, not red salmo	7	7	10	10
0304830000	Frozen filletts of flat fish	0	188 120	0	269 968
0304870000	Frozen filletts of tunas, skipjack orstripe-bellied bonito	32 670	295 337	625 362	1 501 391
0304890000	Frozen filletts of other fish	0	104 100	0	1 084 551
0304950000	Meat of fish of familiesbregmaceritidae,etc.,frozen	0	52 014	0	256 956
0304990010	Meat of tuna loin and skipjack,(whether or not minced), frozen	0	32 206	0	325 751
0304990090	Meat of other fish,(whether or not minced), frozen	72 000	1 715 673	72 000	2 168 066
0305100000	Flours, meals, and pellats of fish, fitfor human consumption	0	11 481	0	179 447
0305209000	Livers&roes of fish, oth than freshwaterfish, dried, smoked, salted	47	8 929	720	13 222
0305399000	Fish filletts, dried,salted,but notsmoked	0	6 715	0	29 477
0305410000	Pacific salmon, smoked, incl.filletts,other than edible fish offal	0	35 283	0	424 717
0305592000	Marine fish, dried, other than ediblefish offal, salted/unsalted, not	0	3 000	0	3 497
0305620000	Cod, salted but not dried/smoked & inbrine, other than edible fish	0	1 334	0	48 605
0305710000	Shark fins, fit for human consumption	0	53 083	0	1 029 227
0306110000	Rock lobsters and other sea crawfish,frozen, fit for human consum	0	36 505	0	112 104
0306120000	Lobsters, frozen, fit for humanconsumption	1 892	1 892	27 105	27 105
0306141000	Soft shell crabs, frozen, fit for humanconsumption	5 408	57 196	52 035	477 896
0306149000	Other crabs, frozen, fit for humanconsumption	220 152	4 969 951	1 367 145	38 499 562
0306150000	Norway lobster, frozzen, fit for humanconsumption	0	2 300	0	4 630
0306160000	Cold water shrimps and prawns, frozzen,fit for human consumptio	40 283	1 529 561	158 011	6 813 601
0306171010	Giant tiger prawns with head, frozen,fit for human consumption	0	9 501	0	65 118
0306171020	Giant tiger prawns headless, frozen, fitfor human consumption	180 906	1 103 946	951 494	5 907 767
0306171090	Other giant tiger prawns, frozen, fitfor human consumption	9 400	175 959	82 350	1 635 697
0306172020	Whiteleg shrimps headless with tail,frozen, fit for human consump	0	9 979	0	120 813
0306172090	Other whiteleg shrimps, frozen,fit for human consumption	0	10 655	0	81 987
0306173000	Giant river prawns, frozen,fit for human consumption	0	20 295	0	181 431
0306179000	Other shrimps and prawns, frozzen,fit for human consumption	7 471	339 900	128 028	2 912 261
0306190000	Other crustac,incl flours,meals&pelletsof crustac,fit for human cor	718	81 601	3 058	887 542
0306249100	Crabs, dried, in airtight container, notfrozen	0	37	0	105
0306249990	Crabs, dried, not boiled, not inairtight container, not frozen	17 207	146 978	349 381	3 334 928
0306250000	Norway lobster, not frozen	0	200	0	3 720
0306271200	Whiteleg shrimps, breeder	0	1 676	0	48 297
0306272200	Whiteleg shrimps,other than breeder,live	2 220	10 587	54 731	299 550
0306293000	Crustaceans, flours, meal and pellets	0	1	0	2
0306299100	Crustaceans, flours, meal and pelletsin airtight containers	0	1 320	0	26 216
0306299900	Crustaceans, flours, meal and pellets,in other than airtight contain	6 574	34 572	28 019	217 373
0307191000	Oysters, frozen	3 809	62 625	12 997	246 006
0307291000	Scallops, frozen	122 705	987 224	318 063	2 603 436
0307391000	Mussels, frozen	0	8 856	0	43 334
0307491000	Cuttle fish and squid, frozen	155 538	2 043 513	148 214	2 656 098
0307492000	Cuttlefish and squid, dried, salted orin brine	0	1 532	0	6 098
0307591000	Octopus, frozen	74 836	793 711	150 605	1 706 439
0307602000	Snails, other than sea snails, fresh,chilled or frozen	0	48 880	0	46 768

I.3. IMPOR MENURUT KOMODITI / IMPORT BY HS COMMODITY
***** DESEMBER/DECEMBER 2012 *****

HS	Uraian Komoditi Commodity Description	Berat Bersih / Net Weight (Kg)		Nilai / Value C.I.F (US\$)	
		Bulan ini Current Month	Kumulatif Cum.Jan. to date	Bulan ini Current Month	Kumulatif Cum.Jan. to date
0307791000	Clams, cockles and ark shells; frozen	0	72 843	0	145 469
0307991000	Oth molluscs;incl flours, meals&pellets,for human consumption, fr	0	72 000	0	151 760
0308903000	Oth aquatic invertebrates oth than crustaceans and molluscs, froze	2 328	4 792	7 604	17 415
0401101000	Milk&cream of a fat <=1%, not added sugar/sweet,not concentrate	18 640	107 670	18 752	155 943
0401109000	Milk&cream of a fat <=1%, not added sugar/sweet, not in liquid for	0	113 541	0	342 053
0401201000	Milk&cream of 1%?a fat_6%, not added sugar/sweet,not concentr	1 000	173 971	8 177	263 295
0401209000	Milk&cream of 1%?a fat_6%, not added sugar/oth sweet, not in lic	2 898	48 073	8 882	81 889
0401401000	Milk&cream of 6%?a fat_10%, not added sugar/sweet,not concent	0	236 139	0	510 505
0401409000	Milk&cream of 6%?a fat_10%, not added sugar/sweet, in other for	70 948	1 585 816	198 953	4 500 403
0401501000	Milk and cream of a fat >10%, not added sugar/sweet,not concent	74 963	1 293 710	165 914	3 288 341
0401509000	Milk and cream of a fat >10%, not added sugar/sweet, not in liquid	138 790	576 068	328 915	1 336 544
0402104100	Milk&cream of fat_1,5%,in solid form, noadded sugar/sweet, cont	9 958 580	112 714 257	30 294 074	357 957 457
0402104900	Milk&cream of fat_1,5%,in solid form, noadded sugar/sweet, cont	175 000	1 574 436	593 680	4 983 746
0402109100	Milk&cream of fat_1,5%,in solid form,added sugar/sweet, contain	3 460 775	17 345 875	9 568 555	51 184 830
0402109900	Milk&cream of fat_1,5%,in solid form,added sugar/sweet, contain	279 592	4 598 166	713 608	14 850 662
0402212000	Milk&cream fat >1,5%,in solid form, not added sugar/sweet, conta	2 779 400	34 524 312	8 703 554	122 512 057
0402219000	Milk&cream fat >1,5%,in solid form, not added sugar/sweet, conta	672 266	13 842 628	2 835 704	56 035 809
0402292000	Milk&cream fat >1,5%,in solid form,added sugar/sweet, contain v	660 000	3 958 775	3 457 039	14 909 156
0402299000	Milk&cream fat >1,5%,in solid form,added sugar/sweet, contain v	331 015	8 802 027	2 321 531	76 534 451
0402910000	Other milk&cream, not containing added sugar/other sweetening	0	102 245	0	315 072
0402990000	Other milk&cream, containing added sugar/other sweetening	1 753 816	8 396 126	2 208 414	10 825 089
0403102000	Yoghurt in liquid form,whether/not condensed,contain flavour/not	2 640	2 769	15 981	24 139
0403109000	Yoghurt in not liquid form, contain fruits,nuts, cocoa, flavour/not	15 149	262 852	46 411	752 641
0403901000	Buttermilk, concentrated/add sugar/sweet containing fruits,nuts, c	959 175	5 977 041	2 681 026	17 726 667
0403909000	Curdled milk&cream,kephir&oth fermented/acidified milk&cream	4 800	227 176	16 411	603 487
0404100000	Whey&modified whey, whether/not concentrated/added sugar/sw	9 109 338	96 538 672	16 577 927	199 310 243
0404900000	Products consist natural milk;whether/not added sugar/sweet, n.e	346 661	3 321 166	958 835	9 943 239
0405100000	Butter	663 748	7 358 230	2 450 702	31 439 134
0405200000	Dairy spreads	0	3 657	0	8 950
0405901000	Anhydrous butterfat	369 240	6 356 401	1 299 224	27 148 701
0405902000	Butter oil	19 600	117 726	112 352	631 275
0405909000	Other fats and oils derived from milk	9 000	345 138	25 410	1 329 081
0406101000	Fresh (unripened or uncured) cheese,including whey cheese	728 914	9 708 650	2 571 764	38 503 459
0406102000	Curd	0	995	0	99
0406201000	Grated/powdered cheese,of all kinds,in packages of a gross weigh	19 780	176 436	223 677	1 806 277
0406209000	Grated/powdered cheese,of all kinds,in packages of a gross weigh	30 325	409 060	170 691	2 316 001
0406300000	Processed cheese,not grated or powdered	410 382	5 032 435	2 181 748	25 182 513
0406900000	Other cheese	902 943	6 707 284	3 726 823	27 503 922
0408110000	Egg yolks, whether/not containing added sugar/oth sweetening, d	25 870	467 980	121 950	2 404 150
0408190000	Egg yolks, whether/not containing added sugar/oth sweetening, ot	15 700	52 090	40 506	151 085
0408910000	Birds' eggs, not in shell, whether/not containing added sugar/sw	42 454	800 125	244 560	4 441 419
0408990000	Oth birds eggs, not in shell, whether/not added sugar/sweet, oth t	0	458	0	1 358
0409000000	Natural honey	134 073	2 353 221	481 483	8 984 544
0410001000	Birds' nests, edible	0	70	0	36 201
0410009000	Other edible products of animal origin,not elsewhere specified or i	0	9 219	0	595 549
0501000000	Human hair, unworked, whether or not washed or scoured; waste	12 399	88 571	1 907 340	11 734 562
0502100000	Pigs', hogs' & boars' bristles and hair and waste thereof	0	8 000	0	64 400
0502900000	Dadger hair and other brush making hair and waste thereof	56 758	1 283 669	414 270	8 022 031
0505101000	Duck feathers and down, of a kind used for stuffing	9 919	616 994	421 769	21 561 463
0505109000	Feathers and down other than duck,of a kind used for stuffing	0	9 586	0	590 690
0505901000	Duck feathers and down, used other than for stuffing	11 693	273 143	109 478	6 515 712
0505909000	Other skins&parts of birds; powder&waste of feather, used oth th	449 632	4 381 114	467 807	4 097 366
0507109000	Ivory oth than Rhinoceros horns;ivory powder and waste thereof	0	97	0	636
0507901000	Horns,antlers,hooves,nails,claws&beaks,unworked/simply prepare	0	405	0	2 650
0508001000	Coral&similar material,unworked/simply prepared but not otherwi	0	4 000	0	80 000
0508002000	Shells of molluscs, crustaceans&echinoderms,unworked/simply pre	38 070	157 494	153 015	494 497
0508009000	Cuttle-bone,unworked/simply prepared not cut to shape,powder&	19 155	195 822	11 342	92 430
0511100000	Bovine semen	0	169	0	136 426
0511910020	Roes	0	1 000	0	1 000
0511910030	Artemia egg (brine shrimp egg)	12 790	67 946	433 765	2 531 536
0511910040	Fish skin	0	1 056	0	23 221
0511910090	Oth product of fish or crustaceans,molluscs or oth.aquatic invertal	14 250	362 637	235 550	658 678
0511991000	Domestic animal semen	0	1 218	0	217 717
0511993000	Natural sponges	20	47	821	1 106
0511999000	Other animal products not elsewhere specified or included	667 142	6 130 510	735 221	5 640 829
0601100000	Bulbs, tubers, tuberous roots, corms,crowns & rhizomes, dormant	59 537	560 720	65 344	393 484
0601209000	Bulbs,tubers,tuberous roots, corms,crowns & rhizomes, in growth,	28 951	176 125	32 539	277 468
0602109000	Unrooted cutting and slips of oth plants	0	74 432	0	32 597
0602300000	Rhododendrons and azaleas,grafted or not	0	300	0	13 885
0602400000	Roses, grafted or not	0	290	0	9 328
0602902000	Orchid seedlings	0	5 526	0	54 676

I.3. IMPOR MENURUT KOMODITI / IMPORT BY HS COMMODITY
***** DESEMBER/DECEMBER 2012 *****

HS	Uraian Komoditi Commodity Description	Berat Bersih / Net Weight (Kg)		Nilai / Value C.I.F (US\$)	
		Bulan ini Current Month	Kumulatif Cum.Jan. to date	Bulan ini Current Month	Kumulatif Cum.Jan. to date
0602907000	Leatherleaf ferns	0	11 380	0	16 490
0602909000	Other live plants (incl their roots),cuttings&slips; mushroom spawn	18 100	284 563	5 850	4 503 497
0603140000	Chrysanthemums, fresh flowers of a kind suitable for bouquets/orn	0	8 000	0	228 800
0603190000	Other fresh flowers of a kind suitable for bouquets/ornamental pu	0	604	0	3 939
0603900000	Cut flowers&flower cuds for bouquets/ornamental,dried,dyed,ble	1 000	7 254	20 100	91 742
0604201000	Mosses and lichens, of a kind suitablefor bouquets/ornamental, fr	0	75 235	0	241 047
0604209000	Foliage,branches&oth parts of plants,grasses,for bouquets/ornam	8 000	16 800	21 300	35 497
0604901000	Mosses&lichens, for bouquets/ornamental, oth than fresh	0	8 301	0	29 163
0604909000	Foliage,branches&oth part plant,grasses,for bouquets/ornamental	0	7 944	0	29 366
0701100000	Potatoes seed, fresh or chilled	48 800	1 862 450	54 316	2 152 145
0701900000	Potatoes, other than seed , fresh orchilled	3 780 000	46 587 879	2 252 632	28 667 627
0702000000	Tomatoes, fresh or chilled	0	110 503	0	196 041
0703101900	Onions,oth than bulbs for propagation,fresh or chilled	1 021 401	58 368 623	481 965	24 398 805
0703102100	Shallots bulbs for propagation, fresh or chilled	0	1 836 800	0	865 070
0703102900	Shallots,oth than bulbs for propagation, fresh/chilled	1 124 540	95 156 067	650 524	41 968 574
0703209000	Garlic,oth than bulbs for propagation,fresh/chilled	18 654 000	414 957 761	12 025 828	242 342 239
0703901000	Bulbs of leeks & oth alliaceousvegetables,for propagation,fresh/ch	0	1 185	0	1 412
0703909000	Leeks&oth alliaceous vegetables,oth than bulbs for propagation, fi	474	445 520	756	439 918
0704101000	Cauliflowers, fresh or chilled	0	407 273	0	465 990
0704102000	Headed broccoli, fresh or chilled	0	538 048	0	741 669
0704200000	Brussels sprouts, fresh or chilled	0	147	0	468
0704901100	Cabbages, round (drumhead), fresh orchilled	0	605 479	0	302 454
0704901900	Cabbages, oth than round (drumhead),fresh or chilled	0	830 653	0	763 710
0704909000	Kohlrabi, kale and similar ediblebrassicac, fresh or chilled	36 587	759 737	46 366	786 419
0705110000	Cabbage lettuce (head lettuce), fresh or chilled	9 544	117 535	11 913	173 931
0705190000	Other lettuce, fresh or chilled	1 878	44 867	2 597	64 321
0706101000	Carrots, fresh or chilled	3 136 760	55 483 809	1 807 679	30 707 187
0706102000	Turnips, fresh or chilled	0	160	0	579
0706900000	Salad beetroot,salsify,celeriac,radishes & similar edible roots,fresh	0	3 310	0	5 377
0707000000	Cucumbers and gherkins, fresh/chilled	81	3 063	378	11 803
0708100000	Peas (Pisum sativum), shelled/unshelled, fresh/chilled	1 068 892	6 540 147	513 297	3 332 163
0708209000	Oth beans, shelled/unshelled, fresh/chilled	0	196 590	0	195 244
0708900000	Other leguminous vegetables, shelled/unshelled, fresh or chilled	332 071	658 380	295 845	732 517
0709200000	Asparagus, fresh or chilled	0	1 443	0	1 963
0709300000	Aubergines (egg-plants),fresh/chilled	0	22	0	74
0709400000	Celery oth than celeriac,fresh/chilled	7 004	137 758	13 236	203 090
0709510000	Mushrooms of the genus Agaricus, freshor chilled	1 619	179 126	2 459	308 913
0709591000	Truffles, fresh or chilled	0	122 190	0	164 732
0709599000	Oth mushrooms, fresh or chilled	110 431	1 030 266	183 160	1 621 400
0709601000	Chillies (fruits of genus Capsicum),fresh or chilled	0	2 307 470	0	2 130 134
0709609000	Oth fruits of the genus Capsicum or ofthe genus Pimenta, fresh or	0	514 317	0	459 363
0709700000	Spinach, New Zealand spinach & orachespina (garden spinach), f	8 889	36 263	11 559	44 712
0709910000	Globe artichokes, fresh or chilled	0	28	0	49
0709930000	Pumpkins,aquash&gourds (Cucurbita spp.), fresh or chilled	0	1 262	0	3 677
0709990000	Other vegetables, fresh or chilled	24 510	372 064	31 315	422 786
0710100000	Potatoes (uncooked or steamed/boiledcooked), frozen	0	5 639 826	0	5 529 430
0710210000	Peas (Pisum sativum), shelled/unshelled,uncooked or steamed/bo	90 686	680 038	104 323	843 288
0710220000	Beans (Vigna spp,Phaseolus spp), shelled/unshelled,uncooked/ste	0	4 449	0	13 662
0710290000	Other leguminous vegetables, shelled/unshelled, uncooked/steam	88 001	1 352 884	114 123	1 703 022
0710300000	Spinach,New Zealand spinach and orachespina (garden spinach)	0	41 935	0	122 029
0710400000	Sweet corn, uncooked/steamed/boiled,frozen	81 229	1 083 586	75 166	1 673 689
0710800000	Other vegetables,uncooked/steamed/boiled, frozen	6 471	389 387	6 576	526 489
0710900000	Mixtures of vegetables,uncooked/steamed/boiled, frozen	65 385	968 222	65 275	1 056 344
0711209000	Olives, provisionally preserved in otherpreservative solutions	47	13 814	234	48 828
0711409000	Cucumber&gherkins, provisionallypreserved in oth preservative sc	0	10 487	0	17 623
0711901000	Sweet corn, provisionally preserved	0	29 932	0	132 598
0711902000	Chillies (fruits of genus Capsicum),provisionally preserved	461 595	2 811 250	457 887	2 768 932
0711903100	Capers, provisionally preserved bysulphur dioxide gas	0	189	0	1 762
0711903900	Capers, provisionally preserved in other preservative solutions	0	547	0	1 401
0711906000	Other vegetables,provisionally preservedby sulphur dioxide gas	0	1 297	0	3 181
0711909000	Other vegetables,provisionally preservedoth than by sulphur diox	16 320	326 859	8 246	285 201
0712200000	Onios, dried, whole, cut, sliced ,broken/in powder, but not further	318 360	4 425 577	933 428	11 658 527
0712310000	Mushrooms of genus Agaricus,dried,whole,broken/powder,but no	0	17 427	0	100 319
0712320000	Wood ears (Auricularia spp),dried,whole,broken/powder, but not f	49 072	410 064	69 121	560 783
0712330000	Jelly fungi ,dried,whole,cut, broken/in powder,but not further pre	7 840	88 010	8 624	97 221
0712391000	Truffles,dried,whole,cut,sliced,broken/in powder,but not further p	0	60 632	0	161 416
0712392000	Shiitake (dong-gu),dried,whole,cut,slice,broken/powder, but not fu	3 038	3 038	2 774	2 774
0712399000	Other mushrooms,dried,whole,cut,slice,broken/powder,but not fu	22 360	334 423	54 840	723 333
0712901000	Garlic,dried,whole,cut,sliced,broken/in powder,but not further pre	0	3 450 292	0	5 107 050
0712909000	Oth vegetables/mix of vegetables,dried,whole,broken/powd,but n	205 982	3 691 522	398 438	6 449 386
0713101000	Peas (pisum sativum),dried,shelled,wheth/not skinned/split, for sc	0	10 000	0	29 328

I.3. IMPOR MENURUT KOMODITI / IMPORT BY HS COMMODITY
***** DESEMBER/DECEMBER 2012 *****

HS	Uraian Komoditi Commodity Description	Berat Bersih / Net Weight (Kg)		Nilai / Value C.I.F (US\$)	
		Bulan ini Current Month	Kumulatif Cum.Jan. to date	Bulan ini Current Month	Kumulatif Cum.Jan. to date
0713109000	Peas (pisum sativum),dried,shelled,wheth/not skinned/split, oth tt	185 399	10 736 127	72 326	4 577 187
0713209000	Chickpeas(garbanzos),dried,shelled,whether/not skinned, oth thar	0	430 925	0	379 255
0713319000	Beans (Vigna mungo hepper/Vigna radiatawilczek),dried,shelled,oi	2 824 219	63 069 562	2 641 126	49 130 185
0713329000	Small red(Adzuki) beans dried,shelled,whether/not skinned, oth th	0	126 728	0	81 109
0713331000	Kidney beans,incl white pea beans,dried,shelled,whether/not skini	0	98	0	895
0713339000	Kidney beans,incl white pea beans,dried,shelled, oth than for sowi	49 845	1 779 647	50 133	902 126
0713359000	Cow peas,dried,shelled,whether/notskinned/split, oth than for sov	125 000	1 800 137	56 250	967 788
0713399000	Oth beans, dried, shelled, whether/notskinned/split, oth than for s	122 000	2 384 716	78 888	1 572 527
0713409000	Lentils, dried, shelled, whether/notskinned/split, oth than for sowi	0	2 871	0	11 878
0713509000	Broad beans&horse beans,dried,shelled,whether/not skinned, oth	537 260	12 378 240	421 231	9 238 930
0713909000	Oth dried leguminous vegetables,shelled,whether/not skinned, otl	399 566	9 343 442	429 712	8 577 689
0714101100	Manioc (cassava),dried chips, sliced orin form of pellets	0	13 291 339	0	3 419 138
0714201000	Sweet potatoes, frozen	3 136	16 641	5 308	28 142
0714209000	Sweet potatoes, not frozen	0	4 197	0	5 465
0714409000	Taro (Colocasia spp.), not frozen	0	2 783	0	3 658
0714901900	Sago pith, not frozen	500	70 845	775	103 497
0714909900	Arrowroot,salep,Jerusalem artichokes,root w/ high starch/inulin, r	43 238	238 603	55 142	296 580
0801110000	Coconuts, desiccated, dried	49 000	503 032	44 288	883 067
0801120000	Coconuts, in the inner shell (endocarp), fresh	0	113	0	160
0801190000	Coconuts,oth than desiccated&in the inershell, fresh/dried, wheth	58 375	1 132 155	55 479	1 043 279
0801220000	Brazil nuts, shelled, fresh or dried	0	2 045	0	11 842
0801310000	Cashew nuts, in shell, fresh or dried	0	31 810	0	29 583
0801320000	Cashew nuts, shelled, fresh or dried	31 770	775 677	179 979	4 357 044
0802110000	Almonds, in shell, fresh or dried	0	82 397	0	404 398
0802120000	Almonds, shelled, fresh or dried	39 690	818 971	222 689	4 530 938
0802220000	Hazelnut/filberts, shelled, fresh/dried	0	27 023	0	212 397
0802320000	Walnuts, shelled, fresh or dried	0	38 348	0	414 340
0802410000	Chestnuts (Castanea spp.), in shell,fresh or dried	11 808	136 086	15 652	172 831
0802420000	Chestnuts (Castanea spp.), shelled,fresh or dried	0	948	0	1 035
0802510000	Pictachios, in shell, fresh or dried	9 000	138 008	5 990	95 205
0802620000	Macadamia nuts, shelled, fresh or dried	0	27 253	0	174 617
0802800000	Areca nuts, whether/not shelled/peeled,fresh or dried	1	29 008	2	25 500
0802900000	Other nuts, whether/not shelled/peeled,fresh or dried	12 000	272 626	8 400	300 989
0803100000	Plantains, fresh or dried	0	681 256	0	297 689
0803900000	Bananas, oth than plantains,fresh or dried	46 600	1 240 869	112 854	845 005
0804100000	Dates, fresh or dried	686 250	22 557 895	597 463	26 320 276
0804200000	Figs, fresh or dried	0	2 626	0	8 080
0804300000	Pineapples, fresh or dried	0	9 756	0	15 172
0804400000	Avocados, fresh or dried	0	52 284	0	46 891
0804501000	Guavas, fresh or dried	0	39 744	0	51 569
0804502000	Mangoes, fresh or dried	0	1 052 376	0	941 732
0804503000	Mangosteens, fresh or dried	0	699	0	345
0805101000	Oranges, fresh	686 144	32 491 885	541 632	26 068 587
0805102000	Oranges, dried	0	112	0	406
0805200000	Mandarin,clementines,wilking&similarcitrus hybrids, fresh/dried	9 480 200	179 394 411	10 372 826	176 568 227
0805400000	Grapefruit, including pomelos, fresh ordried	0	292 525	0	247 942
0805500000	Lemons and limes, fresh or dried	220 225	3 412 646	245 669	3 534 691
0805900000	Other citrus fruit, fresh or dried	0	123 019	0	138 063
0806100000	Grapes, fresh	1 777 417	59 448 541	3 488 527	122 686 092
0806200000	Grapes, dried	167 462	1 942 632	349 452	4 179 900
0807110000	Watermelons, fresh	0	348 658	0	230 249
0807190000	Other melons, fresh	0	696 456	0	612 013
0807209000	Other papaws (papayas), fresh	0	82 946	0	58 681
0808100000	Apples, fresh	6 573 260	183 859 437	7 625 819	170 515 810
0808300000	Pears, fresh	6 412 297	131 134 409	5 232 297	104 793 022
0808400000	Quinces, fresh	0	48	0	170
0809100000	Apricots, fresh	0	3 532	0	7 777
0809210000	Sour cherries (prunus cerasus), fresh	0	112	0	172
0809290000	Oth cherries, fresh	0	31	0	104
0809300000	Peaches, including nectarines, fresh	0	58 059	0	64 346
0809401000	Plums, fresh	348	151 874	579	236 049
0809402000	Sloes, fresh	0	46	0	166
0810100000	Strawberries, fresh	0	120 032	0	304 802
0810300000	Black, white or red currants andgooseberries,fresh	0	28 318	0	111 723
0810400000	Cranberries, bilberries & other fruitsof the genus vaccinium, fresh	32 004	56 529	171 013	296 975
0810500000	Kiwi fruit, fresh	226 123	3 475 621	417 132	7 664 580
0810600000	Durians, fresh	174 461	19 766 545	240 384	28 817 122
0810700000	Persimmons, fresh	8 190	52 033	6 552	64 051
0810901000	Longans (including mata kucing), fresh	2 859 896	119 052 608	3 315 486	138 534 487
0810902000	Lychees, fresh	0	1 241 270	0	1 053 727
0810903000	Rambutan, fresh	0	333 969	0	278 627

I.3. IMPOR MENURUT KOMODITI / IMPORT BY HS COMMODITY
***** DESEMBER/DECEMBER 2012 *****

HS	Uraian Komoditi Commodity Description	Berat Bersih / Net Weight (Kg)		Nilai / Value C.I.F (US\$)	
		Bulan ini Current Month	Kumulatif Cum.Jan. to date	Bulan ini Current Month	Kumulatif Cum.Jan. to date
0810904000	Langsat, starfruit, fresh	0	899	0	750
0810905000	Jackfruits (cempedak and nangka), fresh	0	45 142	0	35 034
0810906000	Tamarinds, fresh	0	1 786 128	0	1 317 738
0810909200	Dragon fruit, fresh	425 402	12 990 556	358 842	11 009 115
0810909300	Sapodilla (ciku fruit), fresh	0	34 047	0	29 805
0810909900	Other fruit, fresh	58 119	558 759	50 342	487 189
0811100000	Strawberries, uncooked/steamed/boiled,frozen, whether/not add	1 119	422 110	6 916	985 281
0811200000	Raspberries,blackberries,mulberries,loganberries,currants,gooseb	3 362	59 424	20 792	290 113
0811900000	Other fruit&nuts,uncooked/steamed/boiled,frozen, whether/not a	13 960	370 912	82 686	1 614 288
0812100000	Cherries, provisionally preserved,not for immediate consumption	0	41 937	0	152 553
0812909000	Oth fruit&nuts,provisionally preserved,not for immediate consump	0	73 577	0	300 850
0813100000	Apricots, dried	0	902	0	2 109
0813200000	Prunes, dried	0	23 514	0	53 327
0813300000	Apples, dried	107	603	537	3 048
0813401000	Longans, dried	0	292	0	525
0813402000	Tamarinds, dried	13 381	5 688 463	1 957	3 296 816
0813409000	Other fruit,oth than heading 08.01 to08.06, dried	57	115 130	100	437 804
0813503000	Mixture of nuts/dried fruits of whichdates predominate by weight	0	121 778	0	331 457
0813509000	Oth mixtures of nuts or dried fruits	0	594	0	26 748
0814000000	Peel of citrus fruit/melons,watermelons,fresh,frzn,dried/provision	13 122	15 041	53 865	72 808
0901111000	Arabica WIB/robusta OIB, not roasted,not decaffeinated	1 135 839	47 125 192	2 400 335	102 609 636
0901119000	Coffee oth than Arabica WIB/robusta OIB,not roasted,not decaffei	0	5 051 568	0	10 363 568
0901121000	Arabica WIB/robusta OIB, not roasted,decaffeinated	0	3 555	0	35 610
0901129000	Coffee oth than Arabica WIB/robusta OIB,not roasted, decaffeinat	0	16	0	396
0901211000	Coffee, roasted, not decaffeinated,unground	42 239	438 538	155 064	2 779 257
0901212000	Coffee, roasted, not decaffeinated,ground	227	80 627	8 553	791 604
0901221000	Coffee, roasted, decaffeinated,unground	92	41 253	2 621	556 088
0901222000	Coffee, roasted, decaffeinated, ground	0	2 773	0	49 922
0901902000	Coffee substitutes containing coffee	0	3 705	0	9 533
0902101000	Green tea leaves (not fermented), inpackings _ 3 kg	0	147	0	2 917
0902109000	Green tea, oth than leaves, (notfermented), in packing _ 3 kg	636	46 673	907	104 706
0902201000	Green tea leaves (not fermented),in packing > 3 kg	413 295	6 944 698	457 574	7 809 143
0902209000	Green tea, oth than leaves (notfermented), in packing > 3 kg	27 184	382 095	81 467	1 497 245
0902301000	Black tea (fermented) & partly fermented tea, leaves, in packing _	0	112 549	0	117 939
0902309000	Black tea (fermented) & partly fermented tea,oth than leaves, in p	3 294	102 416	99 015	2 601 743
0902401000	Black tea (fermented) & partly fermented tea, leaves, in packing >	1 056 075	10 921 252	1 089 798	8 647 034
0902409000	Black tea (fermented) & partly permented tea, oth than leaves, in	517 068	5 887 027	1 080 357	12 468 955
0903000000	Mate	0	585	0	8 849
0904111000	White pepper, neither crushed nor ground	63	3 405 912	18 723	4 844 175
0904112000	Black pepper, neither crushed nor ground	45 026	685 418	351 205	5 131 812
0904119000	Other pepper, neither crushed nor ground	965	81 874	147	91 884
0904121000	White pepper, crushed or ground	269	3 473	1 529	25 196
0904122000	Black pepper, crushed or ground	1 016	66 279	5 777	264 312
0904129000	Other pepper, crushed or ground	313	11 331	1 512	55 593
0904211000	Chillies (fruits of the genus Capsicum),dried, neither crushed nor g	500 802	13 374 672	524 686	13 238 268
0904219000	Oth fruits of genus Capsicum/Pimenta,dried,neither crushed nor g	20 360	2 543 701	23 414	2 020 188
0904221000	Chillies (fruits of the genus Capsicum),dried, crushed/ground	57 970	2 133 831	79 844	2 710 112
0904229000	Oth fruits of genus Capsicum/ Pimenta,dried, crushed/ground	5 568	736 412	26 420	1 058 968
0905100000	Vanilla, neither crushed nor ground	1 000	12 140	60 000	338 703
0905200000	Vanilla, crushed or ground	0	39 615	0	69 461
0906110000	Cinnamon (Cinnamomum zeylanicum blume),neither crushed nor	0	29 000	0	63 210
0906190000	Cinnamon-tree flowers, neither crushednor ground	0	67 358	0	692 043
0906200000	Cinnamon and cinnamon-tree flowers,crushed or ground	78 589	341 330	202 248	1 089 517
0907100000	Cloves (whole fruit, cloves & stems),neither crushed nor ground	10 443	7 129 161	78 323	110 776 020
0907200000	Cloves (whole fruit, cloves & stems),crushed or ground	34 920	34 920	16 845	16 845
0908110000	Nutmeg, neither crushed nor ground	2 000	44 663	17 000	573 922
0908120000	Nutmeg, crushed or ground	596	14 065	4 095	240 924
0908310000	Cardamoms, neither crushed nor ground	4 162	6 712	2 009	7 120
0908320000	Cardamoms, crushed or ground	0	22 643	0	10 014
0909210000	Seeds of coriander, neither crushed norground	1 697 691	16 721 319	723 904	6 524 840
0909220000	Seeds of coriander, crushed or ground	3 114	39 172	18 874	67 694
0909310000	Seeds of cumin, neither crushed norground	238 715	2 630 254	277 537	3 147 137
0909320000	Seeds of cumin, crushed or ground	1 474	32 386	8 810	70 688
0909611000	Seeds of anise, neither crushed norground	105 200	1 080 899	202 385	1 951 140
0909612000	Seeds of badian, neither crushed norground	0	3 957	0	2 388
0909613000	Seeds of caraway, neither crushed norground	65 851	2 057 280	75 649	1 817 130
0909619000	Seeds of fennel or juniper berries,neither crushed nor ground	39 000	437 808	33 865	215 068
0909621000	Seeds of anise, crushed or ground	0	3 649	0	35 861
0909623000	Seeds of caraway, crushed or ground	26 000	111 828	17 290	43 168
0909629000	Seeds of fennel or juniper berries,crushed or ground	0	12 993	0	6 202
0910110000	Ginger, neither crushed nor ground	1 935 344	22 834 798	1 542 486	16 567 492

I.3. IMPOR MENURUT KOMODITI / IMPORT BY HS COMMODITY
***** DESEMBER/DECEMBER 2012 *****

HS	Uraian Komoditi Commodity Description	Berat Bersih / Net Weight (Kg)		Nilai / Value C.I.F (US\$)	
		Bulan ini Current Month	Kumulatif Cum.Jan. to date	Bulan ini Current Month	Kumulatif Cum.Jan. to date
0910120000	Ginger, crushed or ground	580	50 594	4 523	136 429
0910200000	Saffron	0	3 256	0	9 084
0910300000	Turmeric (curcuma)	0	119 373	0	390 248
0910911000	Curry	0	28 435	0	103 275
0910919000	Mixtures of spices, other than curry	34	32 283	194	151 849
0910991000	Thyme; bay leaves	0	6 216	0	47 892
0910999000	Other spices	29 348	1 253 535	68 889	1 059 018
1001110000	Durum wheat seed	0	1 480 790	0	430 483
1001190000	Durum wheat, oth than seed	1 594 872	210 180 367	576 619	69 275 504
1001991910	Wheat grains without husk,oth than seed, for human consumption	224 205 689	4 667 161 476	89 464 595	1 667 622 226
1001991990	Other wheat, oth than seed, for human consumption	121 085 660	1 343 701 115	98 301 901	510 115 730
1001999090	Other wheat, oth than seed, not for human consumption	0	27 965 941	0	6 406 237
1002900000	Rye, oth than seed	0	10 000	0	10 600
1003100000	Barley seed	14 794	14 794	20 793	20 793
1003900000	Barley, oth than seed	2 260	52 585	1 356	24 856
1004900000	Oats, oth than seed	19 200	419 914	8 448	318 425
1005100000	Maize (corn), seed	400 334	1 651 812	1 916 211	5 287 431
1005901000	Popcorn, oth than seed	169 665	4 267 498	141 070	3 248 846
1005909000	Oth maize (corn), oth than seeds	96 039 180	1 687 075 187	29 968 858	493 361 973
1006101000	Rice in the husk (paddy or rough),suitable for sowing	400 086	5 605 103	1 097 211	19 304 662
1006109000	Rice in the husk (paddy or rough),oth than for sowing	0	18 159 050	0	9 835 609
1006201000	Husked (brown) rice of Thai Hom Malirice	0	50 000	0	55 000
1006303000	Glutinous rice, semi-milled or whollymilled, whether/not polished,	7 822 500	206 866 355	4 709 674	121 297 955
1006304000	Thai Hom Mali rice, semi-milled/whollymilled, whether/not polish	125 000	32 694 761	106 250	19 392 777
1006309100	Oth semi-milled or wholly milled rice,whether/not polished/glazec	0	29 888 607	0	29 214 275
1006309900	Oth semi/wholly milled rice, whether/notpolished/glazed, oth tha	442 706 848	1 272 959 527	207 026 708	649 697 721
1006409000	Broken rice, oth than for animal feed	32 615 500	244 148 900	13 437 871	96 825 183
1007100000	Grain sorghum, seed	960 075	1 563 935	251 540	416 902
1007900000	Grain sorghum, oth than seed	0	6 629 630	0	1 808 126
1008100000	Buckwheat	304	1 900 547	539	853 976
1008290000	Millet, oth than seed	1 815 152	16 400 804	774 264	6 936 557
1008300000	Canary seeds	203 148	3 316 530	153 047	2 372 431
1008900000	Other cereals	96 579	260 343	58 694	219 189
1101001010	Wheat flour fortified	16 217 686	384 344 079	6 559 377	153 008 253
1101001090	Wheat flour not fortified	6 877 576	95 338 073	3 037 565	35 824 984
1102200000	Maize(corn) flour	0	156 875	0	86 382
1102909000	Oth cereal flours, oth than wheat/meslin/maize/rice/rye flour	3 299	2 008 426	5 865	887 158
1103112000	Groats & meals of wheat,durum/hard wheat semolina	1 278	5 262	2 664	22 721
1103119000	Groats & meals of wheat, oth durum/hardwheat semolina	441 266	7 708 600	246 597	3 921 189
1103130000	Groats & meals of maize/corn	0	13 490	0	31 419
1103192000	Groats & meals of rice	0	99 260	0	17 172
1103199000	Groats & meals of oth cereals, oth thanmeslin & rice	0	800	0	2 898
1103200000	Cereal pellets	0	35 467	0	42 851
1104120000	Cereal grains of oats, rolled or flakedgrains	205 258	4 750 582	165 647	3 942 723
1104191000	Cereal grains of maize(corn), rolled orflaked grains	0	24 713	0	14 091
1104199000	Cereal grains of oth cereals, oth thanoat/maize(corn), rolled or flal	0	2 030	0	1 668
1104220000	Cereal grains of oats,hulled,peraled,sliced /kibbled	0	14 354	0	35 248
1104230000	Cereal grains of maize (corn), hulled,peraled, sliced/kibbled	18 000	251 730	16 800	231 110
1104292000	Cereal grains of barley,hulled,peraled,sliced/kibbled	0	207	0	1 101
1104299000	Cereal grains of oth cereals, hulled,peraled, sliced/kibbled	15 285	277 081	48 284	297 680
1104300000	Germ of cereals, whole, rolled, flaked/ground	582	869	1 035	2 801
1105100000	Flour, meal & powder of potatoes	0	234 659	0	443 710
1105200000	Flakes, granules & pellets of potatoes	574 022	5 706 287	919 836	8 532 509
1106100000	Flour,meal & powder of dried leguminousvegetbls of head 07.13	0	601	0	433
1106202100	Meal of sago	0	967	0	5 015
1106202900	Flour & powder of sago	0	7 389	0	20 535
1106209000	Flour,meal & powder of roots/tuber head07.14, oth than manioc(0	57 947	0	362 541
1106300000	Flour,meal & powder of edible fruits andnuts of prod.chap.8	3 518	239 362	62 595	1 265 728
1107100000	Malt,not roasted	3 849 050	33 801 768	2 306 902	19 661 022
1107200000	Malt,roasted	12 400	165 198	12 553	164 734
1108110000	Wheat starch	417 000	5 843 067	174 651	2 594 937
1108120000	Maize(corn) starch	5 408 172	77 631 904	2 800 287	38 504 536
1108130000	Potato starch	1 414 000	27 231 199	909 008	14 891 879
1108140000	Manioc(cassava) starch	34 104 851	757 926 062	15 566 909	342 844 016
1108199000	Other starches (oth than wheat,maize,potato, manioc & sago)	0	41 093	0	121 564
1108200000	Inulin	344 000	4 761 095	1 042 053	14 143 850
1109000000	Wheat gluten, whether or not dried	365 500	4 907 166	261 491	3 758 343
1201100000	Seed of soya beans,whether or not broken	0	716 215	0	381 983
1201900000	Soya beans, oth than seed, whether ornot broken	204 264 770	1 920 490 314	136 196 451	1 210 847 983
1202300000	Seed of ground-nuts, whether/not shelled/broken	158 400	1 960 964	220 100	2 584 680
1202410000	Oth than seed of ground-nut,not roasted/ othwise cooked,in shell	4 282 832	62 501 825	5 234 260	74 790 940

I.3. IMPOR MENURUT KOMODITI / IMPORT BY HS COMMODITY
***** DESEMBER/DECEMBER 2012 *****

HS	Uraian Komoditi Commodity Description	Berat Bersih / Net Weight (Kg)		Nilai / Value C.I.F (US\$)	
		Bulan ini Current Month	Kumulatif Cum.Jan. to date	Bulan ini Current Month	Kumulatif Cum.Jan. to date
1202420000	Oth than seed of ground-nut,not roasted/cooked,shelled,whether.	5 916 233	121 365 317	6 802 609	140 910 001
1203000000	Copra	14 076	65 576	2 041	9 475
1204000000	Linseed, whether or not broken.	27 084	70 106	24 671	69 485
1205100000	Low erucic acid rape/colza seeds whether or not broken	0	119 881	0	95 745
1205900000	Not low erucic acid rape or colza seedswhether or not broken	800	817 893	2 105	270 981
1206000000	Sunflower seeds, whether or not broken	932 017	13 513 258	658 004	6 618 856
1207101000	Palm nuts & kernels, whether/not brokensuitable for sowing	962 296	1 268 478	799 841	2 000 144
1207210000	Cotton seeds, seed, whether/not broken	0	3 482	0	102 235
1207290000	Cotton seeds, oth than seed, whether/or not broken	8 200	29 300	13 530	48 345
1207300000	Castor oil seeds, whether or not broken	0	1 000	0	4 000
1207401000	Sesamum seeds, whether or not broken,edible	783 017	10 017 379	448 633	7 211 038
1207409000	Sesamum seeds, whether or not broken,not edible	243 475	2 659 175	119 935	1 490 081
1207500000	Mustard seeds,whether or not broken	0	5 745	0	16 964
1207700000	Melon seeds,whether or not broken	2	8 034	10	9 475
1207910000	Poppy seeds,whether or not broken	0	29	0	420
1207999000	Other oil seeds & oleaginous fruits,whether or not broken	1 726	236 963	194 967	1 493 786
1208100000	Flours and meals of soya beans	112 125	2 078 911	299 240	4 427 072
1208900000	Flours&meals of oth oil seed/oleaginousfruits oth than mustard	0	17 836	0	39 816
1209210000	Lucerne (alfalfa) seeds, of a kind usedfor sowing	120	215	600	1 212
1209250000	Rye grass(lolium multiflorum lem,loliumperenne l.) seeds, used fo	0	57	0	1 062
1209299000	Other seed of forage plants, of a kindused for sowing	183	216 014	3 950	1 970 190
1209300000	Seeds of herbaceous plants cultivatedprincipally for their flowers	0	649	0	7 305
1209919000	Other vegetable seeds, other than onion seeds, of a kind used for :	5 569	214 197	399 578	5 570 094
1209999000	Other seed, fruit, and spores, of a kindused for sowing	1 000	942 839	1 740	5 321 312
1210100000	Hop cones, neither ground nor powdered,nor in the form of pellet	0	7 499	0	29 559
1210200000	Hop cones,ground,powdered or in the form of pellets; lupulin	2 761	34 479	16 302	179 038
1211201000	Ginseng roots,cut, crushed/powdered form,fresh/dried	519	12 277	2 679	291 361
1211209000	Ginseng roots, not in cut or crushed orpowdered form, fresh/drie	25	2 377	2 010	30 894
1211901100	Cannabis,in cut,crushed/ powdered form,used for pharmacy, fresh	0	72 163	0	31 388
1211901300	Rauwolfia serpentina roots,for pharmacy,in cut/crushed/powdere	119 342	2 405 749	142 680	4 667 543
1211901400	Other plants, in cut,crushed or powdered form, used for pharmacy	159 844	1 279 866	255 750	2 048 202
1211901900	Other plants & parts of plants, in otherforms, for pharmacy	24 590	202 317	31 993	402 541
1211909100	Pyrethrum, in cut,crushed/powdered form,fresh/dried	0	58 514	0	382 663
1211909500	Agarwood (gaharu) chips, fresh/dried	500	37 764	5 074	50 059
1211909600	Liquorice roots, fresh/dried	13 450	196 032	35 643	589 395
1211909700	Bark of perseae (Persea Kurzii Kostern),fresh/dried	0	26 000	0	136 500
1211909800	Oth plants&parts of plants, not forpharmacy, in cut,crushed/pow	0	1 789	0	31 532
1211909900	Oth plants&parts of plants, not forpharmacy, not cut,crushed/pow	1 998	493 270	7 548	2 495 006
1212212000	Gracilaria lichenoides,fresh,chilled,frozen,dried, for human consun	0	299	0	1 154
1212219000	Other seaweed & algae, fresh, chilled,frozen,dried, for human con	4 993	129 627	26 693	1 300 332
1212291100	Seaweeds & oth algae,fresh,chilled/dried of a kind used in pharma	15	16	60	122
1212291900	Seaweeds & oth algae,fresh,chilled/dried used in dyeing,tanning,p	2 032	32 244	21 255	89 390
1212292000	Seaweeds & oth algae,fresh,chilled/dried for oth,not for human cc	323	41 110	1 651	151 437
1212293000	Seaweeds & oth algae,frozen, not forhuman consumption	500	7 653	6 815	35 157
1212920000	Locust bean(carob),fresh,chilled,frozen/dried, whether/not groun	55 000	615 000	45 300	494 069
1212990000	Other vegetable product, for humanconsumption, n.e.s or include	0	50 961	0	31 455
1213000000	Cereal straw &husks,unprepared,whether/not chopped,ground,pr	0	23 803	0	27 712
1214100000	Lucerne (alfalfa) meal and pellets	0	2 253 652	0	942 879
1214900000	Other forage products,whether/not in forof pellets,oth than lucer	43 940	521 924	37 795	309 318
1301200000	Gum arabic	20 196	471 697	108 989	2 155 319
1301901000	Gum benjamin	725	7 587	3 688	41 923
1301902000	Gum damar	143 400	1 166 510	174 258	1 629 300
1301903000	Cannabis resin	0	545	0	3 586
1301904000	Lac	50	650	1 508	13 358
1301909000	Other natural gum and resin	1 025	205 470	22 920	1 833 100
1302119000	Saps and extracts of other opium,whether or not modified	0	8 688	0	7 125
1302120000	Saps and extracts of liquorice, whetheror not modified	32 948	596 767	278 948	5 113 269
1302130000	Saps and extracts of hops,whether or not modified	1 602	19 297	88 415	707 793
1302192000	Extracts and tinctures of cannabis	0	146	0	48 056
1302193000	Other medicinal extracts derived fromvegetable products, whethe	8 693	98 234	447 473	6 480 271
1302194000	Vegetable saps&extracts of pyrethrum/ofthe root of plants contain	800	21 075	49 407	402 555
1302195000	Japan (or chinese) lacquer (naturalacquer)	0	175	0	4 639
1302199000	Other vegetable saps and extracts	228 053	1 434 415	1 298 623	17 275 744
1302200000	Pectic substances, pectinates & pectates	19 267	240 792	241 489	2 689 672
1302310000	Agar-agar	91 389	714 037	125 366	964 238
1302320000	Mucilages&thickeners, whether/not modif,derived from locust be	214 488	2 828 935	1 664 488	27 844 967
1302391010	Carageenan in powder form	55 596	207 157	575 357	2 544 434
1302391090	Carageenan not in powder form	0	35 610	0	691 076
1302399000	Oth mucilages & thickeners, whether/notmodified,derived from v	158 679	1 482 524	1 932 986	14 858 571
1401100000	Bamboos used primarily for plaiting,cleaned, bleached/dyed	22 535	93 869	21 281	78 634
1401201990	Other whole rattans, used primarily forplaiting, cleaned, bleached,	0	2 834	0	4 709

I.3. IMPOR MENURUT KOMODITI / IMPORT BY HS COMMODITY
***** DESEMBER/DECEMBER 2012 *****

HS	Uraian Komoditi Commodity Description	Berat Bersih / Net Weight (Kg)		Nilai / Value C.I.F (US\$)	
		Bulan ini Current Month	Kumulatif Cum.Jan. to date	Bulan ini Current Month	Kumulatif Cum.Jan. to date
1404200000	Cotton linters	0	76	0	1 386
1404902010	Barks of a used primarily in tanning	0	126 240	0	92 202
1404902090	Oth vegetable products of a kind used in tanning/dyeing, oth than l	0	10 459	0	25 394
1404903000	Kapak	0	5	0	30
1404909000	Oth vegetable prodcts not used primarily in tanning/dyeing, nes	101 510	1 131 072	32 269	847 785
1501900000	Poultry fat other than heading 02.09 or 15.03.	0	59	0	1 011
1502101000	Edible tallow of bovine animals, sheep or goats, other than heading	0	36 144	0	59 645
1502109000	Unedible tallow of bovine animal, sheep or goats, other than head	0	178 600	0	161 234
1504102000	Solid fractions of fish-liver oils, whet/not refined, not chemically r	0	300	0	5 595
1504109000	Oth than solid fract of fish-liver oils whet/not refined, not chemica	104 720	999 553	151 016	1 600 540
1504201000	Solid fraction of fats & oil fish oth than liver oils, not chemically moc	15 197	1 267 407	400 427	7 060 141
1504209000	Oth than solid fract of fats & oils fish oth than liver oils, not chemical	542 910	10 111 015	853 108	15 196 367
1504309000	Oth solid fraction of fats & oils of marine mammals, not chemically	0	2 280	0	18 240
1505001000	Lanolin	3 022	82 388	44 262	910 430
1505009000	Wool grease & fatty substance derived therefrom, oth than lanolin	11 400	39 669	11 572	190 806
1506000000	Oth animal fats & oils & their fractions whet/not refined, not chemica	1 281	133 880	8 669	223 045
1507100000	Crude oil of soya bean, whether/not refined, whether/not degummed	0	1 233	0	4 983
1507901000	Fraction of unrefined soya-bean oil, not chemically modified	205 829	3 123 983	349 141	4 739 935
1507909000	Fraction of refined soya-bean oil, not chemically modified	1 714 951	18 852 984	2 447 795	28 319 394
1508100000	Crude oil of ground-nut, whether/not refined, not chemically modi	0	39	0	5 266
1508901000	Fraction of unrefined ground-nut oil, whet/not refined, not chemica	0	1 351	0	5 676
1508909000	Fraction of refined ground-nut oil, whet/not refined, not chemically	0	2 540	0	14 751
1509101000	Virgin olive oil, packing of net weight <30 kg, not chemically modifi	55 626	362 385	190 980	1 343 870
1509109000	Virgin olive oil, packing of net weight >30 kg, not chemically modifi	11 847	498 589	61 164	2 097 681
1509901100	Fraction of unrefined olive oil, packing of net weight <30 kg	0	6 044	0	23 946
1509901900	Fraction of unrefined olive oil, packing of net weight >30 kg	26 014	26 014	52 404	52 404
1509909100	Fraction of refined olive oil, in packing of net weight <30 kg	2 164	40 625	6 259	144 608
1509909900	Fraction of refined olive oil, in packing of net weight >30 kg	40 231	335 196	41 713	646 835
1510002000	Fractions of unrefined oil, solely from olives, whet/not refined, not c	0	4 475	0	8 617
1510009000	Fractions of refined oil, solely from olives, whet/not refined, not che	40	34 849	516	103 119
1511901900	Unsolid fractions of unrefined palm oil, not chemically modified	0	22	0	429
1511909110	Solid fractions of refined palm oil, packing of a net weight <20kg	33 108	73 608	38 019	102 347
1511909190	Solid fractions of refined palm oil, packing of a net weight >20kg	35	36	210	212
1511909200	Unsolid fractions of refined palm oil, packing net weight <20kg	0	118 042	0	152 933
1511909900	Unsolid fractions of refined palm oil, packing net weight >20kg	11 401	424 566	20 836	575 064
1512110000	Crude oil of sunflower seed/safflower	0	12	0	191
1512191000	Fractions of unrefined sunflower-seed/safflower oil	9 666	140 036	19 018	371 386
1512199000	Fractions of refined sunflower-seed/safflower oil	209 952	3 366 043	369 720	6 292 115
1512299000	Fractions of refined cotton seed oil	2 051	4 257	12 980	21 321
1513110000	Crude oil of coconut (copra)	316	316	4 259	4 259
1513191000	Fractions of unrefined coconut oil, not chemically modified	0	114 680	0	193 874
1513199000	Fractions of refined coconut oil, not chemically modified	2 370	214 339	8 045	598 514
1513291100	Solid fractions of unrefined palm kernel oil	20 000	520 000	35 600	999 100
1513299100	Solid fractions of refined palm kernel oil	0	120 000	0	215 400
1513299700	Oth fractions of refined babassu oil	0	403	0	1 604
1514110000	Crude oil of low erucic acid rape or colza	9 953	309 507	13 337	359 445
1514191000	Fraction of unrefined low erucic acid rape/colza oil	0	21 731	0	43 841
1514199000	Fraction of refined low erucic acid rape/colza oil	305 990	2 177 035	527 354	3 734 380
1514911000	Crude oil of not low erucic acid oth rape/colza	1 155	5 385	30 469	138 476
1514919000	Crude oil of mustard	0	120	0	898
1514991000	Fractions of unrefined rape/colza/mustard oil	0	41 040	0	62 437
1514999100	Fractions of refined oth rape/colza oil	21 880	1 660 930	35 503	2 671 633
1514999900	Fractions of refined mustard oil	0	67 233	0	117 869
1515110000	Crude oil of linseed	0	61	0	1 282
1515190000	Fractions of linseed oil, whether/not refined, not chemically modifi	345 565	2 381 324	530 488	3 743 353
1515210000	Crude oil of maize (corn)	3 419	30 611	4 581	39 135
1515291100	Solid fraction of unrefined maize (corn) oil	0	540	0	11 642
1515291900	Unsolid fraction of unrefined maize (corn) oil	77 840	197 719	341 213	508 609
1515299100	Solid fraction of refined maize (corn) oil	15 360	138 255	29 338	262 824
1515299900	Unsolid fraction of refined maize (corn) oil	175 958	1 367 235	407 149	3 445 591
1515301000	Crude oil of castor	89 684	317 076	179 600	751 905
1515309000	Fractions of castor oil, whether/not refined, not chemically modifi	34 903	1 174 002	68 039	2 166 457
1515502000	Fraction of unrefined sesame oil, not chemically modified	0	808	0	4 860
1515509000	Fraction of refined sesame oil, not chemically modified	32 315	1 108 329	148 375	2 080 178
1515901200	Fractions of unrefined tengkawang oil, not chemically modified	0	3 200	0	22 576
1515901900	Fractions of refined tengkawang oil, not chemically modified	0	15 502	0	48 767
1515902100	Crude oil of tung	47	427	435	635
1515902900	Fractions of refined tung oil, not chemically modified	0	63 249	0	147 698
1515903900	Fractions of refined jojoba oil, not chemically modified	0	201	0	3 388
1515909100	Crude oil of other fixed vegetable oils	40 975	407 379	33 303	338 767
1515909200	Fractions of unrefined other fixed vegetable oils	236	393	5 143	11 110

I.3. IMPOR MENURUT KOMODITI / IMPORT BY HS COMMODITY
***** DESEMBER/DECEMBER 2012 *****

HS	Uraian Komoditi Commodity Description	Berat Bersih / Net Weight (Kg)		Nilai / Value C.I.F (US\$)	
		Bulan ini Current Month	Kumulatif Cum.Jan. to date	Bulan ini Current Month	Kumulatif Cum.Jan. to date
1515909900	Fractions of refined other fixedvegetable oils, oth fixed vegetable	60 909	702 514	214 566	2 175 805
1516101000	Animal fats & oils & their fractions,inpacking net weight _10 kg	15 000	38 871	24 300	81 294
1516109000	Animal fats & oils & their fractions,inpacking net weight<10 kg	15 050	30 050	42 850	80 350
1516201100	Re-esterified fats & oils of soya bean & its fraction	19 000	234 245	60 140	768 800
1516201200	Re-esterified fats & oils of crude palmoil and its fraction	177 400	2 780 305	300 608	5 468 306
1516201300	Re-esterified fats&oils of palm oil,oththan crude and its fraction	39 635	1 926 719	57 905	3 341 279
1516201400	Re-esterified fats & oils of coconut and its fraction	0	941 775	0	1 414 252
1516201800	Re-esterified fats & oils of linseed &its fraction	0	11 960	0	23 920
1516201900	Re-esterified fats&oils of oth vegetable fat&oils, and its fraction	1 617	142 275	18 670	335 584
1516202110	Hydrogenated fats in flakes of palm oil	0	5 716	0	14 340
1516202130	Hydrogenated fats in flakes of palmstearin	0	21 960	0	32 720
1516202140	Hydrogenated fats in flakes of palmkernel oil	0	1	0	7
1516202150	Hydrogenated fats in flakes of palmkernel olein	158 950	5 018 330	173 596	7 234 170
1516202170	Hydrogenated fats in flakes of coconuts	0	366	0	882
1516202190	Hydrogenated fats in flakes of ground-nut, soya beans	0	5 158	0	28 727
1516202300	Hydrogenated fats in flakes of olives	26	515	241	5 229
1516202900	Hydrogenated fats in flakes of othervegetable fats & oils	153 159	6 362 137	292 459	12 566 486
1516205200	Palm stearin, w/ iodine value _ 48, RBD	33 250	659 134	54 478	1 007 440
1516205900	Oth palm stearin with iodine value _ 48	0	180	0	3 237
1516209300	Other fat & oils of olives and theirfractions	11 744	73 325	59 569	414 413
1516209400	Other fat & oils of soya beansand their fractions	0	17 252	0	40 775
1516209500	Hydrogenated castor oil (opal wax)	5 600	44 978	17 286	128 548
1516209600	Refined, bleached and deodorised (RBD)palm kernel stearin only	50	15 855	821	69 360
1516209700	Hydrogenated & RBD palm kernel stearinor olein	800	457 960	3 890	654 364
1516209800	Oth fat & oils of ground-nuts, palm oilor coconuts and their fractio	65 528	72 685	112 637	180 288
1516209900	Oth vegetable fats and oils and theirfractions	282 468	2 381 011	350 525	3 991 523
1517100000	Margarine, excl. liquid margarine	84 309	1 518 553	231 536	3 277 561
1517902000	Liquid margarine	47 765	530 005	105 353	1 497 926
1517903000	Margarine of a kind use as mouldrelease preparations	1 088	2 050	6 220	16 760
1517904300	Shortening	48 475	679 789	65 556	1 380 757
1517905000	Solid mixtures or prep of vegetable fats or oils or of their fractions	78 448	615 785	128 306	880 146
1517906200	Liquid mixtures or prep of crude palmoil predominates	0	1 408 663	0	3 732 701
1517906400	Liquid mixtures or prep of oth palm oilpredominates,packng net w	0	24 791	0	58 331
1517906700	Liquid mixtures or prep of soya-beanoil predominates	0	24 013	0	63 613
1517906900	Liquid mixtures or prep of oth vegetablefats/oil predominates	0	342 960	0	721 112
1517909000	Oth edible mixtures or prep of animal or vegetable fats or oils	237 706	4 742 157	1 191 816	29 962 317
1518001200	Animal fats&oils,boiled,dehydrated,oxidasd,sulphurisd,blown,poly	0	31 340	0	80 070
1518001400	Ground-nut,soya-bean, palm/coconut oilboiled,dehydrated,oxidasd	253 214	3 708 630	425 143	6 980 412
1518001500	Linseed oil&its fract,boiled, oxidised,dehydrated,sulphurised,blow	730	27 600	945	47 629
1518001600	Olive oil&its fract, boiled, oxidised,dehydrated,sulphurised,blown,	0	96 103	0	159 263
1518001900	Oth vegetbl fat&oils&their fract,boiled,dehydrate,sulphurise,blow	103 485	710 131	100 905	1 116 555
1518002000	Inedible mixtures/preparation of animalfats/oils or of different fat	224 000	1 429 537	357 760	2 347 263
1518003100	Inedible mixtures/preparations of oilpalm fruit/palm kernels fats/c	100	16 182	901	53 147
1518003500	Inedible mixtures/preparations of ground-nuts fats/oils/of differer	48 000	176 000	77 760	298 320
1518003600	Inedible mixtures/preparations of soya-beans/coconuts fats/oils/c	192 000	1 285 257	298 880	2 083 570
1518003700	Inedible mixtures/preparations of cotton seeds fats/oils/of differ f	9 015	49 135	29 037	160 785
1518003900	Inedible mixtures/preparations of othervegetable fats/oils/of diffe	15 383	1 309 756	108 525	4 488 993
1518006000	Inedible mixture/preparations of animal/vegetable fats/oils/of the	5 681	67 890	25 779	295 868
1520001000	Crude glycerol	16 000	172 000	22 080	116 680
1520009000	Glycerol waters & glycerol lyes	138	28 535	1 841	242 528
1521100000	Vegetable waxes(oth.than triglycerides)whether or not refined or	76 858	745 352	360 898	2 892 769
1521901000	Beeswax & oth insect waxes,whether/ notrefined or colored	0	5 500	0	23 907
1522009000	Residues resulting from the treatment offatty substan or animal/v	169 174	2 017 887	454 481	3 035 872
1601001000	Sausags&smilar prdct of meat,meat offal/blood,prepare of,it,in air	15 956	110 752	58 900	175 060
1601009000	Sausags&smilar prdct of meat,meat offal/blood, not in airtight cor	18 980	64 373	26 947	130 552
1602109000	Homogenised preparation of meat, offal/blood,not cont pork,not i	21 816	454 763	105 448	2 089 336
1602329000	Oth prepared/preserved meat, offal/bloodof fowls of species gallu	0	8 987	0	59 853
1602411000	Hams & cuts thereof of swine,in airtight containers	17 150	107 211	21 240	133 570
1602421000	Shoulders & cuts thereof of swine, in airtight containers	0	15 710	0	19 000
1602429000	Shoulders & cuts thereof of swine,not in airtight containers	1 605	30 753	5 591	41 117
1602491100	Luncheon meat of swine, in airtightcontainers	14 515	245 695	15 792	294 669
1602491900	Luncheon meat of swine, not in airtightcontainers	2 775	2 775	9 667	9 667
1602499900	Oth prepared meat,meat offal/blood ofswine,not in airtight contai	37 887	130 435	120 093	421 812
1602500000	Oth prepared/preserved meat, offal/blood of bovine animals	164 493	1 270 155	846 463	6 816 054
1603001000	Extracts & juices of chicken, w/ herbs	661	89 167	2 958	276 897
1603003000	Extracts&juices of oth meat,fish/crusta,molluscs/aquatic invertebr	0	104 324	0	124 890
1603009000	Extracts&juices of oth meat,fish/crusta,molluscs/aquatic invertebr	962	162 805	36 030	592 041
1604111000	Salmon, whole/in pieces, not in minced,in airtight containers	1 066	7 980	5 539	59 842
1604119000	Salmon, whole/in pieces, not in minced,not in airtight containers	0	388	0	375
1604131100	Sardines, whole/in pieces,not in minced,in airtight containers	19 619	67 612	66 086	230 451
1604139100	Sardinella&brisling/sprats,whole/in piec ,not in minced,in airtight c	59 851	274 429	116 274	461 682

I.3. IMPOR MENURUT KOMODITI / IMPORT BY HS COMMODITY
***** DESEMBER/DECEMBER 2012 *****

HS	Uraian Komoditi Commodity Description	Berat Bersih / Net Weight (Kg)		Nilai / Value C.I.F (US\$)	
		Bulan ini Current Month	Kumulatif Cum.Jan. to date	Bulan ini Current Month	Kumulatif Cum.Jan. to date
1604141100	Tunas,whole/in pieces, not in minced,in airtight container	35 639	288 442	170 456	1 427 174
1604141900	Skipjack & bonito(sarda spp.), whole/inpieces,not in minced,in airt	0	31	0	353
1604149000	Tunas,skipjack,bonito,whole/ in pieces,not in minced,not in airtigh	0	278 220	0	1 776 319
1604151000	Mackerel, whole/in pieces,not in minced, in airtight containers	33 171	342 187	114 346	1 065 943
1604159000	Mackerel, whole/in pieces,not in minced, not in airtight containers	105 178	1 563 110	150 353	2 321 127
1604161000	Anchovies, whole/in pieces,not in minced, in airtight containers	0	1 250	0	34 154
1604179000	Eel,whole/in pieces,not in minced, notin airtight containers	0	8 500	0	350 031
1604192000	Horse mackerel,whole/in pieces,not inminced, in airtight containe	35 700	71 400	53 554	108 955
1604199000	Oth fish,whole/in pieces, not in minced, not in airtight containers	0	283	0	250
1604202100	Fish sausages,in airtight containers	0	9 000	0	15 531
1604202900	Fish sausages,not in airtight containers	12 564	106 345	14 065	81 844
1604209100	Oth prepared/preserved fish, in airtight containers	0	52	0	399
1604209310	Fish & shrimp ball, frozen, boiled/steamed	43 381	155 245	97 150	448 765
1604209390	Oth frozen minced fish, boiled/steamed	27 340	234 719	98 254	752 760
1604209900	Other prepared/preserved fish, not in airtight containers	115 949	608 050	366 255	2 008 527
1604320000	Caviar substitutes prepared from fish egg	0	4 481	0	5 055
1605101000	Crabs,prepared,in airtight containers	13 056	98 896	69 436	1 625 788
1605109000	Crabs,prepared,not in airtight container	0	154 055	0	1 657 890
1605211000	Shrimps paste,not in airtight containers	0	803	0	4 807
1605219020	Shrimp breaded,not in airtight container	0	4 190	0	33 464
1605219090	Other prepared shrimps&prawns, not in airtight containers	1 939	80 715	6 520	798 945
1605291000	Shrimps paste, in airtight containers	0	7 334	0	46 725
1605299020	Shrimp breaded, in airtight containers	0	3 020	0	16 569
1605299090	Other prepared shrimps&prawn,in airtightcontainers	0	5 071	0	31 051
1605400000	Oth crustaceans, prepared/preserved	0	14 971	0	41 798
1605510000	Oysters,prepared/preserved	2 000	84 434	3 000	82 729
1605520000	Scallops,incl queen scallops, prepared/preserved	0	4 360	0	7 149
1605540000	Cuttle fish & squid, prepared/preserved	0	6 998	0	10 276
1605550000	Octopus, prepared/preserved	0	5 810	0	5 735
1605560000	Clams, cockles & arkshells, prepared/preserved	4 012	4 280	13 976	14 235
1605570000	Abalone, prepared/preserved	0	259	0	724
1605590000	Oth molluscs, prepared/preserved	0	5 147	0	15 860
1605690000	Oth aquatic invertebrates, prepared/preserved	0	327	0	348
1701120000	Beet sugar,raw,not added flavour/colour	0	46 702 068	0	27 467 279
1701130000	Cane sugar,raw, not added flavour/colour	30 505 264	264 364 940	17 618 587	148 390 019
1701140000	Oth cane sugar, raw, not added flavour/colour	231 974 130	2 393 188 838	135 687 649	1 410 419 016
1701910000	Oth raw sugar,added flavour/colour	0	20 630 000	0	13 966 681
1701991100	Refined sugar,white	26 595 067	86 224 045	17 391 403	59 498 392
1701999000	Chemically pure sucrose, in solid form	0	4 830 268	0	2 529 680
1702110000	Lactose & lactose syrup,lactose_99%, asanhydrous lactose,calcula	1 597 245	20 030 529	3 625 813	38 709 046
1702190000	Lactose & lactose syrup,lactose<99%	131 399	3 679 646	366 162	7 107 459
1702200000	Maple sugar & maple syrup	2 876	92 054	7 550	137 996
1702301000	Glucose,no fructose or in dry state w/fructose<20%	3 227 873	29 331 911	2 125 357	22 010 559
1702302000	Glucose syrup,no fructose / in dry statew/ fructose<20%	3 417 650	62 755 067	1 818 750	32 295 460
1702400000	Glucose & glucose syrup, containing 20%_fructose< 50%,excl inver	248 320	3 273 456	203 079	2 254 226
1702500000	Chemically pure fructose	578 005	5 045 903	676 486	6 043 283
1702601000	Fructose,in dry state w/ fructose>50%excl invert sugar	0	1 290 731	0	931 941
1702602000	Fructose syrup,in dry state w/ fructose>50%, excl invert sugar	2 641 413	30 678 266	1 586 215	17 512 791
1702901100	Chemically pure maltose,in dry statew/ fructose 50%	472 875	6 653 351	298 295	4 469 089
1702901900	Maltose syrup,in dry state w/ fructose50%	1 065 500	10 578 177	730 649	7 345 401
1702902000	Artificial honey,whether/not mixed withnatural honey,in dry w/ fr	61 980	489 749	173 727	1 419 187
1702903000	Flavoured/coloured sugars (excl maltose),fructose 50%	5 673	26 121	20 252	90 933
1702904000	Caramel,fructose 50%	496 081	5 182 271	531 000	6 450 683
1702909100	Syrup of sugar, in dry state w/ fructose50%	18	158 467	435	239 993
1702909900	Other sugar,incl invert sugar and sugarsyrup blends, in dry w/ fruc	676 365	15 422 231	926 203	16 909 835
1703109000	Cane molasses,not added flavour/colour	0	16 914	0	13 990
1703909000	Oth molasses result from extract/refineof sugar,not add flavour/cr	300	102 420 384	40 962	20 499 188
1704100000	Chewing gum,whether/not sugar-coated	20 726	588 055	81 977	2 484 063
1704901000	Medicated pastilles & drops	124 023	951 638	718 913	5 392 804
1704902000	White chocolate, not containing cocoa	5 824	129 590	35 942	655 445
1704909100	Oth sugar confectionery,not cont.cocoa,soft,cont gelatin	201 030	2 897 209	642 832	9 587 907
1704909900	Oth sugar confectionery,not cont.cocoa,oth soft,cont gelatin	537 331	8 075 301	1 355 883	20 043 031
1801000000	Cocoa beans,whole/broken,raw/roasted	899 585	23 942 574	2 445 961	62 977 833
1802000000	Cocoa shells, husks, skins & other cocoa waste	0	50 031	0	5 331
1803100000	Cocoa paste,not defatted	13 685	311 451	51 861	1 246 579
1803200000	Cocoa paste,wholly/partly defatted	804 075	2 237 661	4 036 375	11 135 831
1804000000	Cocoa butter,fat & oil	20 310	28 153	47 288	147 586
1805000000	Cocoa powder,not containing add sugar or other sweetening matt	701 178	10 760 976	3 662 084	56 000 770
1806100000	Cocoa powder,containing add sugar or oth sweetening matter	218 999	2 909 407	337 366	3 545 517
1806201000	Chocolate confectionary in blocks, slab/bars,weight>2kg	112 337	2 982 129	424 875	11 238 901
1806209000	Other chocolate, liquid,paste,granular/oth bulk form,packing>2kg	51 720	745 220	175 745	2 379 076

I.3. IMPOR MENURUT KOMODITI / IMPORT BY HS COMMODITY
***** DESEMBER/DECEMBER 2012 *****

HS	Uraian Komoditi Commodity Description	Berat Bersih / Net Weight (Kg)		Nilai / Value C.I.F (US\$)	
		Bulan ini Current Month	Kumulatif Cum.Jan. to date	Bulan ini Current Month	Kumulatif Cum.Jan. to date
1806311000	Filled chocolate confectionary in blocks,slabs,bars,weight_2kg	69 925	657 013	467 245	4 558 033
1806319000	Other chocolate,in blocks,slabs,bars,filled,weight_2kg	90 032	467 735	150 754	2 534 436
1806321000	Chocolate confectionary in blocks,slabsbars,not filled,weight_2kg	87 593	912 083	467 829	5 054 497
1806329000	Other chocolate,in blocks,slabs,bars,not filled,weight_2kg	12 534	138 447	49 565	420 789
1806901000	Chocolate confectionary in tablets orpastilles	14 153	253 578	80 252	1 467 316
1806903000	Food preparations of flour,meal,starch,malt extract, cont 40%_coc	0	33	0	535
1806909000	Oth chocolate and food preparation contcocoa	140 824	1 794 833	1 037 144	14 180 693
1901101000	Preparations for infant use of maltextract, for retail sale	1 797	134 812	4 656	475 622
1901102000	Preparations for infant use of goods ofhead 04.01-04.04, for retail	18 198	953 934	256 627	12 037 679
1901103000	Preparations for infant use of soya bean powder, for retail sale	405 426	6 962 051	1 252 080	18 856 362
1901109900	Oth preparations for infant use,w/ cocoa<40%, for retail sale	84 786	1 158 168	300 196	4 144 534
1901201000	Mixes & doughs of flour, groats, meal,starch/malt extract, not con	58 689	671 037	164 840	1 745 163
1901202000	Mixes & doughs of flour, groats, meal,starch/malt extract, contain	1 154	25 338	2 565	50 449
1901203000	Oth mixes and doughs for prep. ofbakers wares, not containing co	176 161	1 378 452	426 921	3 270 026
1901204000	Oth mixes and doughs for prep. ofbakers wares, containing cocoa	6 066	36 522	15 707	91 090
1901902000	Malt extract	1 182 585	14 869 127	2 764 524	36 324 169
1901903100	Filled milk, of goods of heading04.01 to 04.04	252 508	1 431 263	822 989	5 079 677
1901903200	Oth than filled milk, containing cocoapowder of goods of head. 04	441 125	8 150 602	1 340 673	24 847 536
1901903900	Oth of goods of heading 04.01 to 04.04	302 119	2 341 881	2 746 078	20 426 326
1901904100	Oth soya based preparation, in powderform	40	123 504	588	371 262
1901904900	Oth soya based preparations, in otherform	4 742	3 104 265	5 206	7 627 089
1901909100	Oth soya based preparation Medical foods	0	6 766	0	19 452
1901909990	Oth than kerupuk of shrimps	326 096	3 082 030	1 324 673	10 287 868
1902110000	Uncooked pasta, not stuffed/otherwiseprepared, containing eggs	165 840	1 209 292	157 763	1 325 289
1902192000	Uncooked pasta,not stuffed/otw prep.notcont.eggs,rice vermicelli	19 400	166 247	28 000	219 949
1902193000	Uncooked pasta,not stuffed/otw prep.notcont. eggs, transparent v	536 158	2 905 627	592 753	3 058 697
1902194000	Uncooked pasta, not stuffed/otherwiseprepared, not containing e	5 405	31 407	14 955	99 136
1902199000	Uncooked pasta, not stuffed/otherwiseprepared, not containing e	194 948	2 077 063	267 360	3 056 231
1902201000	Stuffed pasta with meat or meat offal,whether or not cooked or o	13 709	186 658	53 031	737 461
1902203000	Stuffed pasta w/ fish,crustaceans/molluscs,whether/ not cooked/	24 354	32 864	73 865	138 474
1902209000	Stuffed pasta w/o meat/meat offal,fish,crustac/mollsc,wthr/not co	0	264	0	518
1902302000	Oth pasta, instant rice vermicelli	4 447	63 140	16 505	135 992
1902303000	Oth pasta, transparant vermicelli	137 678	1 048 057	163 840	1 168 729
1902304000	Oth pasta, oth instant noodles	97 092	1 401 382	289 367	4 280 443
1902309000	Oth pasta,not instant rice vermicelli,transp vermicelli,oth instant n	59 057	1 235 558	95 803	2 021 271
1902400000	Couscous	1 280	11 733	4 059	27 700
1903000000	Tapioca&substitutes thf prep fr starch,in flake,grain,pearl,sifting/ s	19 280	2 915 653	18 241	1 395 491
1904101000	Prep food obtain by the swell/roastingof cereals/cereal products, (259 450	4 013 950	771 927	11 776 214
1904109000	Prep food obtain by the swell/roastingof cereal/cereal product,no	129 429	1 442 243	419 475	4 898 516
1904201000	Prepared foods obtained from unroastedcereal flakes	0	112 938	0	213 916
1904209000	Prep food obtain fr mixture f unroastedcereal flake and roast cer f	56 331	529 962	136 059	1 260 770
1904901000	Rice preparations, includingpre-cooked rice	16 740	223 358	50 130	658 668
1904909000	Oth prepared foods obtainedof cereals or cereal products	25 834	231 328	99 456	602 118
1905100000	Crispbread	6 968	174 758	16 867	484 362
1905200000	Gingerbread and the like	0	83	0	901
1905311000	Sweet biscuits not containing cocoa	261 772	2 533 301	564 255	6 466 884
1905312000	Sweet biscuits containing cocoa	54 339	1 084 101	345 497	5 975 193
1905320000	Waffles and wafers	170 221	2 320 632	534 053	7 898 914
1905401010	Rusk,toastd bread & sim toasted product,bread crumb nosugar,ho	244 032	1 842 242	323 003	2 485 847
1905401090	Rusk,toastd bread & sim toasted product,not bread crumb nosuga	0	488	0	5 611
1905409000	Rusk,toastd bread & sim toasted product,bread crumb w/ sugar,hc	38 654	220 132	144 732	753 173
1905901000	Unsweetened teething biscuits	5 944	5 965	24 700	24 753
1905902000	Other unsweetened biscuits	57 224	208 019	166 446	672 154
1905903000	Cakes	130 921	2 173 842	251 297	3 329 121
1905904000	Pastries	3 074	63 003	8 064	214 292
1905907000	Communion wafers, sealing wafers,rice paper and similar products	0	5	0	43
1905908000	Other crisp savoury food products	116 055	1 291 609	691 903	4 616 185
1905909000	Other baker wares	306 010	3 989 269	714 637	8 541 994
2001100000	Cucumbers and gherkins,prepared orpre served by vinegar or acet	16 994	110 923	23 436	172 963
2001901000	Onions, prepared/preserved byvinegar or acetic acid	0	304 910	0	233 699
2001909000	Oth vegetable,fruit,nuts,edible part ofplant prep/presv by vinegar,	464 123	2 013 896	198 272	1 052 416
2002101000	Tomatoe,cooked otw than by steam/boilingin water not prep/pre:	1 190	441 030	3 675	390 847
2002109000	Tomatoe,not cooked otw thn by steam/boilin water not prep/pre:	38 849	121 500	36 818	132 941
2002901000	Tomato paste,not prepared or preservedby vinegar or acetic acid	746 680	9 779 678	694 517	8 418 247
2002902000	Oth tomato powder,prepared/preservedotherwise than by vinega	0	16 200	0	54 631
2002909000	Other tomatoes, prepared/preservedotherwise than by vinegar/ac	72 868	263 432	52 246	267 604
2003100000	Mushrooms of the genus agaricus, notprep/presrvd by vinegar/a	135 532	2 494 581	174 269	2 636 382
2003901000	Truffles, not prepared/preserved byvinegar or acetic acid	0	3 805	0	55 667
2003909000	Oth mushrooms, not prepared/preservedby vinegar or acetic acid	11 471	440 991	14 097	569 034
2004100000	Potatoes, frozen, not preprd/preservedby vinegar or acetic acid	554 551	21 014 851	709 875	22 661 985
2004901000	Infant food of vegetable&mixture of vegtfrozn,not prep/presrv by v	0	806	0	12 800

I.3. IMPOR MENURUT KOMODITI / IMPORT BY HS COMMODITY
***** DESEMBER/DECEMBER 2012 *****

HS	Uraian Komoditi Commodity Description	Berat Bersih / Net Weight (Kg)		Nilai / Value C.I.F (US\$)	
		Bulan ini Current Month	Kumulatif Cum.Jan. to date	Bulan ini Current Month	Kumulatif Cum.Jan. to date
2004909000	Oth vegetables & mixtures of vegetables, frozn, prep/presrv by vine	286 214	5 761 737	295 193	6 586 087
2005109000	Hmgnis vegetbl not in airtightcontainernot frozn,not prep/presrv t	1 936	91 292	3 071	221 381
2005201100	Potatoo chip&stick in airtightcontainernot frozn,not prep/presrv b	0	959 925	0	5 794 591
2005201900	Potat chip&stick no in airtightcontainrnot frozn,not prep/presrv by	0	20 679	0	177 697
2005209100	Other potatoes in airtight containers,not frozn,not prep/presrv by	54 557	65 604	278 632	344 112
2005209900	Other potatoe,not in airtightcontainsnot frozn,not prep/presrv by	1 586	7 481	8 280	67 089
2005400000	Peas (pisum sativum), not frozen,notprepared/preservd by vinegar/	450 011	1 376 820	226 672	732 962
2005510000	Beans,shelled, not frozen, not preparedor preserved by vinegar or	54 202	257 919	100 307	464 219
2005591000	Oth bean in airtightcontainr,not froznnot prep/presrv by vinegar/ε	0	748	0	2 654
2005599000	Oth bean not in airtightcontnr,notfroznnot prep/presrv by vinegar	0	496 624	0	558 123
2005600000	Asparagus, not frozen, not preparedor preserved by vinegar or ace	38 298	807 529	50 281	701 098
2005700000	Olives, not frozen, not preparedor preserved by vinegar or acetic ε	514	52 222	3 320	122 693
2005800000	Sweet corn-zea mays var.saccharata,notfrozen,not prep by vinega	177 047	2 120 101	146 572	1 705 652
2005910000	Bamboo shoots,not frozn,not preparedby vinegar/acid	17 222	86 112	12 814	64 070
2005991000	Oth vegetabl&mixtr of veqt in airtightcontainr,not frozn,not prep t	3 000	76 592	103 447	2 312 394
2005999000	Oth vgtbl&mixtr of veqt not in airtghtcontainr,not frozn,not prep t	79 783	556 037	116 884	823 611
2006000000	Vegetables,fruit,nuts,fruit-peel & oth parts of plants,preserved by s	22 995	202 837	26 484	400 236
2007100000	Jams, fruit jellies, marmalades, fruit/nut, homogenised preparatio	86 711	737 800	129 347	2 085 433
2007910000	Citrus fruit	4 453	38 793	9 975	147 505
2007991000	Fruit pastes oth than of mango, pineapples or strawberries	374 049	1 633 715	277 099	1 430 064
2007999000	Fruit pastes of mango, pineapplesor strawberries	104 064	3 318 493	164 862	5 547 335
2008111000	Roasted ground nuts, othwise prepared/ preserved	22 132	440 621	50 783	1 179 282
2008112000	Peanut butter, othwise prepared/ preserved	17 629	362 783	69 913	1 270 770
2008119000	Oth ground nuts, othwise prepared/ preserved	21 216	398 249	56 250	988 875
2008191000	Cashew, incl. mixtures,othwiseprepared or preserved	4 903	36 688	23 707	171 485
2008199000	Other nuts and seeds, othwiseprepared or preserved	66 428	833 889	228 089	4 280 611
2008200000	Pineapples, othwise prepared/preserved	33 648	44 982	22 858	37 952
2008301000	Citrus fruit,added sugar/oth.sweetningmatter or spirit,otw prepar	0	383 127	0	467 515
2008309000	Citrus fruit, no sugar/oth.sweetningmatter or spirit,otw prepared/	3 446	3 940 006	8 344	4 270 119
2008401000	Pears,added sugar/oth.sweeteningmatter or spirit,otw prepared/ε	2 841	31 653	3 859	49 150
2008501000	Apricots,cont added sugar/oth sweetnigmatter/spirit otw prepare	2 771	8 354	3 854	12 563
2008509000	Apricots,no sugar/oth sweetnigmatter/spirit otw prepared/preser	0	2 741	0	4 704
2008601000	Cherries,cont added sugar/oth sweetnigmatter/spirit otw prepare	16 579	367 307	41 100	865 851
2008609000	Cherries,no sugar/oth sweetnigmatter/spirit otw prepared/preser	0	15 164	0	19 498
2008701000	Peaches,cont added sugar/oth sweetningmatter/spirit otw prepar	57 300	404 665	92 211	604 113
2008709000	Peaches, no sugar/oth sweetningmatter/spirit otw prepared/pres	0	14 302	0	50 994
2008801000	Strawberrie,cont added sugar/oth sweetmatter/spirit otw prepare	0	2 966	0	10 043
2008809000	Strawberrie, no sugar/oth sweeteningmatter/spirit otw prepared/	42	985	208	5 345
2008930000	Cranberries, otherwise prep/preserved,whether or not containing	0	2 524	0	7 287
2008971000	Mixture of stem,root&oth edible partofplant not incl fruit/nut,otw	3 880	12 168	5 396	16 946
2008972000	Mxtre oth of stem,root&oth edible partofplant notincl fruit/nut,ot	48 356	487 757	65 683	742 295
2008979000	Oth mixtures othwise prep./preserved	2 981	54 314	9 238	141 058
2008991000	Lychees, othwise prepared or preserved	84 465	1 555 361	93 878	1 536 781
2008992000	Longans, othwise prepared or preserved	0	2 025 917	0	2 529 455
2008993000	Stem,root&oth.edible part of plant notinc friuts or nuts, otw prep/	66 828	367 377	111 358	899 214
2008994000	Othwise prepared or preserved,added sugar/sweetening matter o	0	371 780	0	864 095
2008999000	Othwise prepared or preserved, notadded sugar/sweetening matt	55 655	4 088 554	120 034	766 157
2009110000	Orange juice, frozen	269 097	3 702 070	681 719	9 144 627
2009120000	Orange juice, not frozen, of a brixvalue not exceeding 20	33 480	632 177	33 187	771 586
2009190000	Other orange juice	15 590	561 281	24 326	736 224
2009210000	Grapefruit (including pomelo) juice,of a brix value not exceeding 2	7 041	64 907	6 333	50 442
2009290000	Other grapefruit juice	0	482 067	0	1 907 028
2009310000	Juice of any other single citrusfruit, of a brix value not exceeding 2	638	17 878	4 308	64 190
2009390000	Other juice of any other single citrusfruit	0	140 586	0	603 258
2009410000	Pineapple juice, of a brix value notexceeding 20	0	49 590	0	47 761
2009490000	Other pineapple juice	22 236	154 502	33 979	282 285
2009500000	Tomato juice	10 054	227 968	6 885	173 928
2009610000	Grape juice (including grape must),of a brix value not exceeding 20	34 341	419 896	46 772	492 697
2009690000	Other grape juice	32 540	523 036	51 792	1 559 517
2009710000	Apple juice, of a brix value notexceeding 20	25 525	472 090	28 481	485 104
2009790000	Other apple juice	0	1 302 639	0	3 067 500
2009811000	Cranberry juice for infant use	0	5	0	5
2009819000	Cranberry juice not for infant use	4 512	128 210	47 221	252 266
2009891000	Blackcurrant juice	0	3 458	0	30 983
2009899900	Oth juice of any oth single fruit /vegetables not for infant use	81 136	1 329 573	117 526	2 202 902
2009909000	Mixtures of juices not for instant use	28 031	3 795 606	118 856	7 866 975
2101111000	Instant coffee	793 403	8 821 357	5 665 960	63 066 275
2101119000	Extracts, essences and concentratesoth than coffee	11 447	468 216	50 978	1 497 140
2101121000	Mixtures in pasta form w/ a basis ofground roastd coffee,cont veg	0	4 887	0	12 942
2101129000	Prep w/ basis extrct,esenc/concrttrs/ w/basis coffee,oth thn mxtr ii	31 219	491 512	197 213	2 385 675
2101201000	Tea preprtn consisting of a mixtureof tea, milk powder and sugar	2 704	156 824	13 865	654 413

I.3. IMPOR MENURUT KOMODITI / IMPORT BY HS COMMODITY
***** DESEMBER/DECEMBER 2012 *****

HS	Uraian Komoditi Commodity Description	Berat Bersih / Net Weight (Kg)		Nilai / Value C.I.F (US\$)	
		Bulan ini Current Month	Kumulatif Cum.Jan. to date	Bulan ini Current Month	Kumulatif Cum.Jan. to date
2101209000	Oth extract,essence,concentrate, of teaar mate & prep. milk powc	89 161	1 345 989	671 174	8 666 818
2101300000	Roasted chicory&oth.roasted coffee substitute,extract,essence&c	13	14 111	193	60 182
2102100000	Active yeasts	282 081	2 209 143	713 754	5 953 731
2102200000	Inactive yeasts; oth single-cell microorganisms, dead	395 803	6 138 605	441 230	9 614 517
2102300000	Prepared baking powders	348 209	4 586 671	759 038	11 284 634
2103100000	Soya sauce	723 149	12 558 436	708 987	11 494 670
2103200000	Tomato ketchup and other tomato sauces	63 250	598 974	110 718	1 029 696
2103300000	Mustard flour & meal & prepared mustard	7 433	139 079	21 185	408 333
2103901000	Chilli sauce	190	719 780	2 099	1 289 390
2103903000	Fish sauce	98 266	1 133 865	99 309	1 104 453
2103904000	Oth mixed condiments and mixedseasonings, including belachan	16 250	315 221	45 765	1 104 222
2103909000	Oth sauces and preparations therefor;mustard flour & meal & pre	1 688 633	14 304 785	4 078 165	38 363 057
2104101100	Soups and broths & preparationtherefor containing meat for infant	0	131	0	2 010
2104101900	Soups and broths & preparationtherefor cont meat not for infant t	4 318	41 984	9 388	91 745
2104109900	Soups and broths & preparationtherfor not cont meat notfor infan	98 762	626 910	168 876	1 627 001
2104201100	Homogenised composite food prepartion,containing meat for infa	0	181	0	1 696
2104201900	Homogenised composite food prepartion,containing meat not for	4 212	21 088	9 249	39 819
2104209900	Homogenised composite food prepartion,not containing meat not	7 309	98 393	13 864	182 552
2105000000	Ice cream and other edible ice, whetheror not containing cocoa	99 420	1 910 992	498 704	8 254 110
2106100000	Protein concentrates and texturedprotein substances	748 136	8 572 211	1 839 075	20 066 986
2106901000	Dried bean curd and bean curd sticks	6 990	60 445	11 077	96 192
2106902000	Flavoured or colored syrups	124 392	1 972 246	475 508	6 984 543
2106903000	Non-dairy creamer	3 912 534	80 212 678	6 785 577	144 598 529
2106904100	Autolysed yeast preparations in powderform	30 578	522 689	384 644	4 166 911
2106904900	Autolysed yeast preparations not inpowder form	43 006	196 180	99 485	649 331
2106905100	Non-alcoholic prep of raw material forthe manufact of composite	27 542	351 586	256 055	3 621 019
2106905200	Non-alcoholic composite concentrts forsimple dilution w/ water tc	375 176	4 212 725	7 801 127	67 363 119
2106905300	Ginseng based products	8 938	91 084	135 995	1 145 801
2106905900	Other non-alcoholic preparations use formaking / manufacturing t	699 665	5 713 987	2 817 959	22 777 668
2106907000	Food supplements	659 316	6 717 198	10 625 298	104 423 456
2106908000	Fortificant premixes	152 524	1 249 431	436 473	4 287 610
2106909100	Oth mixtures of chemicals/oth substancesof a kind used for food p	0	827 598	0	1 285 035
2106909200	Ginseng based preparations	1 476	14 516	159 264	708 514
2106909300	Foods preparations for lactase deficientinfants	0	20 329	0	51 099
2106909400	Other food preparations for infant use	16 000	118 907	118 071	2 868 363
2106909600	Other medical foods	0	345	0	9 636
2106909800	Other flavouring preparations	80 984	1 023 259	511 587	4 962 003
2106909910	Tempeh	0	8 001	0	27 750
2106909990	Other food preparations not elsewherespecified or included	819 376	12 332 815	6 375 920	104 503 946
2201100010	Mineral waters	397 337	3 480 823	279 511	2 835 491
2201100020	Aerated waters	13 982	127 855	12 075	102 945
2201901000	Ice and snow	111	170	324	660
2201909090	Other waters not containing added sugaror oth sweetening matter	1 558	53 704	1 977	25 982
2202101000	Sparkling mineral waters and aeratedwaters, flavoured	2 174 887	4 174 406	626 500	2 334 346
2202109000	Other non-alcoholic beverages, containing added sugar/oth sweetening or flavoure	2 554 291	25 362 006	1 601 901	17 694 905
2202901000	Flavoured uht milk drinks	206 346	1 689 394	319 614	2 967 074
2202902000	Soya milk drinks	599 554	3 254 232	450 389	2 735 305
2202903000	Oth non-aerated beverage ready forimmediate consumption with	1 822 307	25 986 808	1 599 887	22 418 418
2202909000	Oth non-alcoholic beverages, excludingfruit or vegetable juices	1 432 158	30 412 897	1 043 661	17 841 458
2203001000	Beer made from malt, Stout and porter	178	30 421	2 574	69 407
2203009000	Other beer made from malt,inclusing ale	18	137 820	261	242 205
2204100000	Sparkling wine	1 070	13 490	11 165	186 739
2204211100	Wine, in containers <= 2 l, alcoholicstrength by volume <= 15%	2 678	118 134	18 347	630 816
2204212100	Grape must,in container <=2 l,alcoholicstrength by volume <= 15%	2 560	8 105	40 786	114 908
2204212200	Grape must,in container <=2 l,alcoholicstrength by volume > 15%	0	1 577	0	14 303
2204291100	Wine, in containers > 2 l, alcoholicstrength by volume <= 15%	0	1	0	1
2204301000	Other grape must, alcoholic strength byvolume <= 15%	49 272	397 476	214 402	2 027 130
2204302000	Other grape must, alcoholic strength byvolume > 15%	0	226	0	1 116
2205102000	Vermouth & oth wine,in container <=2 l,alcoholic strength by volu	52	430	591	5 975
2206002000	Sake (rice wine)	7 000	18 657	23 170	61 920
2206009900	Other fermented beverages,inclusing	0	9 087	0	24 447
2207100000	Undenatured ethylalcohol of alcoholic	8 747	106 438	17 014	355 030
2207201100	Ethyl alcohol of an alcoholic strength	0	13 282	0	29 296
2207201900	Oth denatured ethyl alcohol, inclusing	0	1 589	0	8 939
2207209000	Other ethyl alcohol and other spirits	0	104	0	442
2208205000	Brandy	94	8 040	728	83 289
2208209000	Other spirits obtained by distilling	6 797	111 022	131 815	2 132 240
2208300000	Whiskies	65 459	448 286	665 286	5 559 596
2208400000	Rum & oth spirit obtained by	3 134	22 121	32 519	191 664
2208500000	Gin & geneva	1 965	35 642	21 439	377 008
2208600000	Vodka	8 656	88 369	102 256	918 625

I.3. IMPOR MENURUT KOMODITI / IMPORT BY HS COMMODITY
***** DESEMBER/DECEMBER 2012 *****

HS	Uraian Komoditi Commodity Description	Berat Bersih / Net Weight (Kg)		Nilai / Value C.I.F (US\$)	
		Bulan ini Current Month	Kumulatif Cum.Jan. to date	Bulan ini Current Month	Kumulatif Cum.Jan. to date
2208700000	Liqueurs & cordials	1 648	55 338	17 997	748 958
2208909000	Other spirituous beverages	4 310	15 199	81 124	206 308
2209000000	Vinegar and substitutes for vinegar obtained from acetic acid	112 916	989 440	121 482	1 084 714
2301100000	Flours, meals & pellets, of meat / meatoffal: greaves	7 075 170	64 393 685	6 245 553	49 128 955
2301201000	Flours,meal&pellet,of fish w/ a proteincontent weight <60% /crust	697 897	20 230 669	681 858	18 741 557
2301202000	Flours,meal&pellet,of fish w/ a proteincontent weight >=60% /cru:	1 858 400	31 594 986	2 704 297	41 495 327
2301209000	Oth flours,meals&pellets unfit for humanconsumpsion	3 677 650	43 068 133	4 065 587	43 864 542
2302100000	Bran, sharps and other residues of maize(corn)	482 296	6 508 693	354 771	5 108 863
2302300000	Bran, sharps and other residues of wheat	1 195 654	16 005 363	521 147	5 615 250
2302401000	Bran, sharps and other residues of rice	0	111 506	0	18 738
2302409000	Bran, sharps and other residues of othcereals	21 000	21 000	3 588	3 588
2302500000	Bran, sharps and other residues ofleguminous plants	75 000	6 809 800	48 229	2 228 729
2303101000	Residues of starch manufacture of manioc(cassava) or sago	10 500	90 025	24 150	207 050
2303109000	Other residues of starch and similarresidues	21 497 607	240 840 523	18 135 044	173 255 364
2303300000	Brewing or distilling dregs and waste	17 695 004	234 849 448	6 738 589	76 863 114
2304001000	Defalted soya been flour, fit for humanconsumpsion	46 980	473 630	30 261	278 613
2304009000	Oil-cake&other solid residues, fromextraction of soyabean oil	222 772 447	3 479 137 916	140 219 178	1 828 215 539
2305000000	Oil-cake&other solid residues,fromextraction of ground-nut oil	0	307 185	0	160 658
2306100000	Oil-cake and other solid residues ofcotton seeds	0	40 000	0	38 836
2306200000	Oil-cake and other solid residues oflinseed	0	6 000	0	6 232
2306300000	Oil-cake and other solid residues ofsunflower seeds	0	306 816	0	86 767
2306411000	Oil-cake and other solid residues of lowerucic acid rape seeds	4 429 492	91 061 454	1 660 876	25 423 064
2306412000	Oil-cake and other solid residues of lowerucic acid colza seeds	625 500	1 406 040	282 674	567 131
2306491000	Oil-cake and other solid residues of othrape seeds	2 740 950	61 943 265	1 043 917	18 545 538
2306492000	Oil-cake and other solid residues of othcolza seeds	104 700	2 211 000	32 248	568 481
2306500000	Oil-cake and other solid residues ofcoconut/copra	50 000	585 000	2 040	24 723
2306600000	Oil-cake and other solid residues ofpalm nuts or kernels	0	46 260	0	4 649
2306901000	Oil-cake and other solid residues ofmaize (corn) germ	1 276 149	28 081 500	846 262	18 257 539
2306909000	Other oil-cake and other solid residues	585 840	21 326 382	172 732	4 956 475
2308000000	Vegetable materials and waste, residuesof a kind used in animal fe	62 247	553 082	65 552	431 968
2309101000	Dog or cat food, put up for retail sale,containing meat	915 654	11 373 544	980 338	12 438 942
2309109000	Dog or cat food, put up for retail sale,not containing meat	1 428 644	16 838 151	1 609 652	18 641 170
2309901100	Complete feed of a kind suitable forpoultry	195 900	3 191 973	150 783	2 159 666
2309901200	Complete feed of a kind suitable forswine	3 776 326	44 901 628	1 348 598	14 556 482
2309901300	Complete feed of a kind suitable forprawns	6 228	2 065 381	35 176	2 250 900
2309901900	Other complete feed	110 056	1 220 394	206 614	1 665 938
2309902000	Premixes, feed supplements and feedadditives for animal	2 953 375	48 871 248	8 994 651	140 100 827
2309903000	Other preparations of a kind used inanimal feeding, containing me	19 332 250	270 459 152	15 396 700	168 431 021
2309909000	Other preparations of a kind used inanimal feeding, not containing	13 356 433	179 628 727	11 333 602	123 707 768
2401101000	Virginia tobacco, not stemmed/stripped,flue-cured	3 523 378	30 185 458	15 720 579	150 252 954
2401102000	Virginia tobacco, not stemmed/stripped,not flue-cured	13 440	2 399 847	14 784	9 043 750
2401104000	Burley tobacco, not stemmed/stripped	538 560	1 720 580	2 945 923	8 919 190
2401105000	Oth tobacco, not stemmed/stripped,flue-cured	0	823 728	0	4 055 388
2401109000	Oth tobacco, not stemmed/stripped, notflue-cured	1 124 485	12 407 186	6 546 564	76 487 246
2401201000	Virginia tobacco, partly or whollystemmed/stripped,flue-cured	3 152 040	42 364 433	17 265 517	224 862 566
2401202000	Virginia tobacco, partly or whollystemmed/stripped,not flue-curec	0	1 216 382	0	5 640 286
2401203000	Oriental tobacco, partly or whollystemmed/stripped	1 740 701	12 628 840	10 401 860	72 619 931
2401204000	Burley tobacco, partly or wholly stemmed/stripped	565 699	3 863 502	3 084 664	22 196 204
2401205000	Oth tobacco, partly or wholly stemmed/stripped, flue-cured	5 485	2 307 594	635 427	15 785 534
2401209000	Oth tobacco, partly or wholly stemmed/stripped,not flue-cured	808 328	11 784 955	3 797 239	56 609 488
2401301000	Tobacco stems	1 430 472	12 124 261	1 360 098	9 057 185
2401309000	Other tobacco refuse	41 733	3 598 936	35 785	3 391 835
2402100000	Cigars, cheroots and cigarillos,containing tobacco	827	31 785	7 446	387 986
2402202000	Clove cigarettes	0	21 923	0	175 874
2402209000	Other cigarettes containing tobacco	73 664	635 600	1 422 602	10 863 001
2402902000	Cigarettes of tobacco substitutes	1 823	24 718	54 748	805 749
2403110000	Water pipa tobacco	0	199 537	0	928 629
2403191100	Ang hoon, packed for retail sale	0	37 296	0	90 442
2403192000	Oth manufactured tobacco for themanufacture of cigarette	561 550	11 477 362	4 056 910	87 811 794
2403199000	Other smoking tobacco, whether or notcontaining tobacco substit	0	129 953	0	478 574
2403911000	Homogenised or reconstituted tobacco,packed for retail sale	0	1 875	0	14 351
2403919000	Homogenised or reconstituted tobacco,packed not for retail sale	419 408	993 927	1 745 810	4 105 510
2403991000	Tobacco extracts and essences	0	647	0	9 277
2403999000	Oth manufactures tobacco & manufacturedtobacco substitutes	25 171	165 166	204 268	969 673
2501001000	Table salt	40	5 442	305	3 293
2501002000	Rock salt	1 868	20 991	11 509	74 254
2501005000	Sea water	300	908	3 662	13 368
2501009010	Oth salt cont. at least 94.7% sodiumchloride calculated on a dry b&	125 917 553	2 212 506 770	5 590 001	106 999 336
2501009090	Other salt and sea water	2	10 471 644	18	867 301
2502000000	Unroasted iron pyrites	0	94 175	0	35 527
2503000000	Sulphur of all kinds, oth than sublimed,precipitated and colloidal s	27 910 889	317 965 934	5 393 215	71 554 327

I.3. IMPOR MENURUT KOMODITI / IMPORT BY HS COMMODITY
***** DESEMBER/DECEMBER 2012 *****

HS	Uraian Komoditi Commodity Description	Berat Bersih / Net Weight (Kg)		Nilai / Value C.I.F (US\$)	
		Bulan ini Current Month	Kumulatif Cum.Jan. to date	Bulan ini Current Month	Kumulatif Cum.Jan. to date
2504100000	Natural graphite, in powder or in flakes	682 630	10 942 325	207 713	4 180 798
2504900000	Natural graphite,not in powder nor inflakes	10 013	801 696	119 563	1 471 611
2505100000	Silica sands and quartz sands	4 192 568	43 111 747	493 598	7 493 669
2505900000	Other natural sands,whether/not coloredother than metal-bearing	297 120	3 742 607	173 105	2 666 050
2506100000	Quartz	971 279	11 467 685	137 918	1 597 374
2506200000	Quartzite	310 800	2 153 257	55 960	679 529
2507000000	Kaolin and other kaolinic clays,whetheror not calcined	8 610 007	125 844 531	2 622 358	35 685 574
2508100000	Bentonite	11 512 611	184 161 419	2 591 565	29 315 317
2508300000	Fire-clay	628 269	7 894 781	311 445	3 539 708
2508401000	Fuller's earth	570 437	13 002 554	97 997	2 549 041
2508409000	Other clays	2 660 798	52 697 647	770 417	20 290 204
2508500000	Andalusite, kyanite and sillimanite	42 072	1 807 924	25 010	816 597
2508600000	Mullite	505 000	2 737 800	204 825	1 035 356
2508700000	Chamotte or dinas earths	224 070	2 000 456	102 167	823 263
2509000000	Chalk	96 630	1 395 495	39 686	690 811
2510101000	Apatite, unground	50 491	902 980	60 283	1 330 639
2510109000	Oth natural calcium phosphates,naturalaluminium calcium phosph	131 797 000	1 001 805 825	23 575 308	174 317 046
2510209000	Oth natural calcium phosphates,naturalaluminium calcium phosph	20 000	2 474 403	44 000	894 895
2511100000	Natural barium sulphate (barytes)	16 285 992	181 747 713	3 139 297	28 295 101
2511200000	Natural barium carbonate (witherite)	0	78	0	137
2512000000	Siliceous fossil meals and similarsiliceous earths	229 914	4 531 514	160 547	3 037 193
2513100000	Pumice stone	2 693	94 398	20 038	267 015
2513200000	Emery, natural corundum, natural garnetand other natural abrasiv	4 293 969	31 596 740	1 487 264	10 920 050
2514000000	Slate, whether or not roughly trimmed ormerely cut	95 741	739 085	59 291	384 779
2515110000	Marble and travertine, crude or roughlytrimmed	621 550	6 552 068	100 156	1 097 139
2515121000	Marble and travertine, merely cut into blocks	4 154 171	38 368 610	1 132 788	7 064 340
2515122000	Marble and travertine, merely cut into slabs	2 626 595	37 821 895	1 383 266	15 787 363
2515200000	Ecaussine & other calcareous monumentalor building stone; alaba	0	72 839	0	145 131
2516110000	Granite, crude or roughly trimmed	10 079 000	13 000 062	98 557	171 960
2516121000	Granite, merely cut into blocks	351 787	3 351 097	128 934	1 059 464
2516122000	Granite, merely cut into slabs	1 611 662	25 082 072	788 087	8 632 531
2516201000	Sandstone,crude or roughly trimmed	46 656	324 833	9 621	192 626
2516202000	Sandstone,merely cut into blocks orslabs	28 697	4 747 310	9 193	952 968
2516900000	Other monumental or building stone	7 641	687 612	8 607	237 745
2517100000	Pebbles, gravel, broken/crushed stonewhether or not heat treatec	59 056 849	457 424 641	510 948	5 811 860
2517200000	Macadam of slag, dross or similarindustrial waste	0	289	0	1 260
2517410000	Granules, chippings and powder of marble	48 001	221 870	8 546	43 001
2517490000	Granules, chippings & powder of stoneswhether or not heat treat	78 147	2 119 351	38 670	679 624
2518100000	Dolomite, not calcined or sintered	191 520	1 410 471	17 237	114 754
2518200000	Dolomite, calcined or sintered	1 643 310	9 053 225	282 850	1 593 719
2518300000	Dolomite, ramming mix	96 000	1 125 570	20 736	241 889
2519100000	Natural magnesium carbonate (magnesite)	85 703	19 885 900	48 295	8 352 126
2519901000	Fused magnesia; dead-burned magnesia	307 477	9 484 884	75 942	2 273 953
2519902000	Oth magnesium oxide, whether or not pure	6 302 233	32 425 771	2 602 843	13 797 849
2520100000	Gypsum, anhydrite	163 446 069	1 843 285 625	5 326 698	58 421 787
2520201000	Plasters, of a kind use suitable for usein dentistry	28 151	436 763	39 778	208 461
2520209000	Other plasters	2 081 668	105 478 782	368 343	8 949 509
2521000000	Limestone flux; limestone and othercalcareous stone of lime or ce	51 165 214	228 278 823	1 234 506	6 762 472
2522100000	Quicklime	3 886 000	93 129 319	465 544	11 399 330
2522200000	Slaked lime	370 758	10 729 723	70 435	1 941 815
2522300000	Hydraulic lime	25 051	164 278	8 095	42 764
2523101000	Cement clinkers, for white cement	0	66 309 699	0	4 467 967
2523109000	Other cement clinkers	82 196 845	1 694 613 703	4 554 662	98 684 085
2523210000	Portland cement, white cement, whetheror not artificially colore	8 877 296	49 963 729	690 764	3 615 184
2523291000	Portland cement, coloured cement	115 016 428	784 958 701	8 652 311	51 487 290
2523299000	Other portland cements	81 114 530	288 685 160	5 260 076	18 609 952
2523300000	Aluminous cement	121 494	5 380 490	50 905	4 287 657
2523900000	Other hydraulic cements	91 253 322	445 902 104	6 474 266	32 018 975
2524900000	Other asbestos	13 368 903	162 418 194	8 060 130	93 250 009
2525100000	Crude mica and mica rifted into sheetsor splittings	1 339	17 374	21 058	94 827
2525200000	Mica powder	135 894	3 735 569	119 677	4 819 403
2525300000	Mica waste	0	10 100	0	5 807
2526100000	Natural steatite, not crushed, notpowdered	430 000	2 334 648	88 150	413 171
2526201000	Talc powder, crushed or powdered	12 051 850	102 455 830	2 656 434	24 267 397
2526209000	Oth natural steative, crushed/powdered	144 064	3 253 172	79 184	1 290 627
2528000000	Natural borates and concentrates;naturalboric acid containing < 8%	240 000	2 036 479	159 180	1 279 734
2529100000	Feldspar	13 214 264	341 026 635	1 582 779	28 190 541
2529210000	Fluorspar, containing by weight 97% orless of calcium fluoride	216 001	2 052 282	64 803	815 391
2529220000	Fluorspar, containing by weight morethan 97% of calcium fluoride	20 370	1 215 644	12 401	757 159
2529300000	Leucite; nepheline & nepheline syenite	349 219	3 078 607	143 693	1 212 071
2530100000	Vermiculite, perlite and chlorites,unexpanded	365 206	8 321 311	137 116	2 569 520

I.3. IMPOR MENURUT KOMODITI / IMPORT BY HS COMMODITY
***** DESEMBER/DECEMBER 2012 *****

HS	Uraian Komoditi Commodity Description	Berat Bersih / Net Weight (Kg)		Nilai / Value C.I.F (US\$)	
		Bulan ini Current Month	Kumulatif Cum.Jan. to date	Bulan ini Current Month	Kumulatif Cum.Jan. to date
2530201000	Kieserite	17 774 658	243 704 779	3 185 197	43 857 374
2530202000	Epsomite	0	50 029	0	9 617
2530901000	Zirconium silicates of a kind used asopacifiers	387 383	8 032 680	734 215	5 245 346
2530909000	Other mineral substances not elsewhere specified or included	4 551 678	37 811 011	1 060 172	10 664 305
2601110000	Iron ores and concentrates, other than roasted iron pyrites : non ag	8 346 300	939 729 126	1 361 983	188 850 359
2601120000	Iron ores and concentrates, other than roasted iron pyrites : agglon	0	33 670 082	0	14 267 967
2601200000	Roasted iron pyrites	516	1 116 882	1 667	673 193
2602000000	Manganese ores & concentrates, including ferruginous manganese,	67 400	8 768 399	107 767	1 139 206
2603000000	Copper ores and concentrates	0	39 106 694	0	102 757 536
2604000000	Nickel ores and concentrates	0	1 487	0	20 029
2605000000	Cobalt ores and concentrates	0	20 000	0	19 400
2606000000	Aluminium ores and concentrates	0	678 872	0	716 027
2607000000	Lead ores and concentrates	0	189 929	0	69 283
2608000000	Zinc ores and concentrates	484	17 629	12 004	213 637
2609000000	Tin ores and concentrates	55 467	2 290 429	88 535	1 612 189
2610000000	Chromium ores and concentrates	760 000	3 845 483	379 518	1 980 172
2611000000	Tungsten ores and concentrates	1 372	4 836	27 021	257 996
2612200000	Thorium ores and concentrates	0	10 000	0	27 000
2613900000	Molybdenum ores and concentrates, not roasted	0	5	0	2 090
2614001000	Titanium ores and concentrates, ilmenite ores and concentrates	0	20 018	0	16 631
2614009000	Titanium ores and concentrates, other than ilmenite ores & concer	377 606	5 158 124	800 499	12 775 403
2615100000	Zirconium ores and concentrates	401 845	10 727 350	1 233 357	26 698 849
2615900000	Niobium, tantalum or vanadium ores and concentrates	23 234	347 898	74 382	1 365 203
2616900000	Precious metal ores other than silver ores and concentrates	1	1 226	16	160 482
2617100000	Antimony ores and concentrates	6 226	95 084	42 567	619 360
2617900000	Other ores and concentrates.	2 018	503 904	5 100	550 615
2618000000	Granulated slag (slag sand) from the manufacture of iron or steel	0	392 522	0	91 194
2620190000	Slag, ash & residues containing mainly zinc, not hard zinc spelter	26	3 450	398	8 026
2620210000	Slag, ash & residues containing mainly lead, leaded gasoline sludges & ani	0	476	0	120
2620300000	Slag, ash & residues containing mainly copper	0	2 943	0	23 773
2620400000	Slag, ash & residues containing mainly aluminium	0	4	0	65
2620600000	Slag, ash & residues containing arsenic, mercury, thallium or their m	0	12	0	404
2620910000	Slag, ash & residues containing antimony, beryllium, cadmium, chrom	0	310	0	4 973
2620991000	Slag & hardhead of tin	0	2 672	0	6 252
2620999000	Other slag, ash & residues, containing metals, arsenic, or their com	0	13	0	172
2621100000	Ash & residues from the incineration of municipal waste	0	182	0	2 890
2621900000	Seaweed ash (kelp)	0	256 603	0	75 605
2701110000	Anthracite	8 468 220	64 317 029	1 595 036	20 590 627
2701121000	Bituminous coal: coking coal	10 019 104	10 072 714	507 689	539 355
2701129000	Bituminous coal: not coking coal	40 000	870 444	11 000	209 705
2701190000	Other coal, whether or not pulverised but not agglomerated	129 054	2 525 507	145 421	1 598 028
2701200000	Briquettes, ovoids & similar solid fuels manufactured from coal	424 087	4 678 999	151 869	1 476 415
2702100000	Lignite, whether or not pulverised, but not agglomerated	0	23 281	0	26 036
2702200000	Agglomerated lignite	0	248 666	0	505 228
2703001000	Peat, whether or not compressed into bales, but not agglomerated	24 000	346 220	5 041	104 833
2703002000	Agglomerated peat	0	78 488	0	53 801
2704001000	Coke & semi-coke of coal	7 772 395	98 973 542	2 865 580	38 807 116
2704002000	Coke & semi-coke of lignite or of peat	0	298 347	0	119 444
2704003000	Retort carbon	646 200	7 431 901	201 336	2 261 941
2705000000	Coal gas, water gas, producer gas and similar gases other than petrol	22	1 688	3 594	37 804
2706000000	Tar distilled from coal, from lignite or from peat & other mineral tar	108 000	1 148 760	74 111	786 395
2707200000	Toluol (toluene)	131	51 199	1 422	118 486
2707300000	Xylol (xylenes)	133	2 036 881	921	2 792 122
2707400000	Napthalene	54 900	1 097 149	83 254	1 834 754
2707500000	Other aromatic hydrocarbon mix. of >= 65% by vol., distilled at 250.c, AS	2 593 182	28 580 897	3 727 970	36 748 793
2707910000	Creosote oils	0	18 307 221	0	12 297 295
2707991000	Carbon black feedstock	5 035	99 769	13 150	259 558
2707999000	Other products of the distilled of high temperature coal tar	2 483 357	27 603 939	3 819 281	31 951 658
2708100000	Pitch	262 000	23 298 472	137 248	15 235 710
2709001000	Crude petroleum oil	950 101 207	12 549 865 803	788 201 345	10 802 893 688
2709009000	Other petroleum oil, crude	13 600	221 838	18 768	355 974
2710121100	Motor spirit, of RON 97 and above, leaded	0	41 194 150	0	47 622 232
2710121200	Motor spirit, of RON 97 and above, unleaded	0	5 877 921	0	6 248 740
2710121300	Motor spirit, of RON 90 and above, but below RON 97, leaded	5 499 076	147 969 129	5 699 456	147 604 382
2710121400	Motor spirit, of RON 90 and above, but below RON 97, unleaded	7 035 925	53 872 073	7 110 483	57 166 904
2710121500	Other motor spirit, leaded	0	32 096 365	0	34 292 674
2710121600	Other motor spirit, unleaded	1 125 156 697	12 993 022 437	1 138 168 535	13 763 786 210
2710122000	Aviation spirit, not of a kind used as jet fuel	219 212	2 348 630	507 380	5 020 274
2710123000	Tetrapropylene	2 484 274	6 465 212	2 981 129	7 844 219
2710124000	White spirit	2 102 662	9 079 747	2 479 346	10 978 970
2710125000	Low aromatic solvents containing by weight <= 1 % aromatic conte	3 926 807	28 771 981	5 736 809	42 839 142

I.3. IMPOR MENURUT KOMODITI / IMPORT BY HS COMMODITY
***** DESEMBER/DECEMBER 2012 *****

HS	Uraian Komoditi Commodity Description	Berat Bersih / Net Weight (Kg)		Nilai / Value C.I.F (US\$)	
		Bulan ini Current Month	Kumulatif Cum.Jan. to date	Bulan ini Current Month	Kumulatif Cum.Jan. to date
2710126000	Other solvent spirits	0	27 654	0	138 115
2710127000	Naphtha, reformat and oth preparationsof a kind used for bledin	120 002 520	1 499 738 525	114 973 080	1 450 820 629
2710128000	Other Alfa olefins	1 080	68 516	11 686	198 935
2710129000	Other petroleum oil, light oil & otherthan crude	1 741 690	42 105 891	2 469 287	52 143 862
2710192000	Topped crudes	461 289	2 477 666	720 471	4 374 843
2710193000	Carbon black feedstock	29 999 443	158 993 969	18 816 651	104 066 016
2710194100	Lubricating oil basestock	13 452 353	185 181 606	15 985 000	247 390 559
2710194200	Lubricating oils for aircraft engines	15 931	146 579	106 996	894 980
2710194300	Other lubricating oils	9 205 929	122 772 405	21 412 882	298 373 064
2710194400	Lubricating greases	2 515 641	22 574 004	5 784 409	63 363 176
2710195000	Hydraulic brake fluid	17 146	210 316	12 969	881 661
2710196000	Transformer and circuit breakers oils	3 207 932	18 864 959	4 405 390	25 229 679
2710197100	Automotive diesel fuel	932 273 149	8 326 925 864	864 173 805	7 863 914 651
2710197200	Other diesel fuel	232 815 313	2 513 964 291	219 557 237	2 421 145 202
2710197900	Other fuel oils	54 363 957	561 682 589	37 103 663	508 111 451
2710198100	Aviation turbine fuel (jet fuel) havinga flash point of 23-c or more	0	1 000	0	223
2710198200	Aviation turbine fuel (jet fuel) havinga flash point of less than 23-c	90 450 320	610 927 794	93 476 498	634 932 244
2710198910	Normal paraffin	6 798 913	84 715 608	8 985 813	118 308 617
2710198990	Other medium oils and preparations	718 498	11 403 669	1 354 760	18 559 444
2710199000	Other of diesel fuel, fuel oils	5 604 083	75 262 539	8 352 011	101 861 859
2710200000	Petroleum oils and obtained frombituminous minerals(oth then cr	0	6 422	0	35 716
2710990000	Other waste oils	0	49 234	0	72 917
2711110000	Liquid natural gas	0	733	0	26 771
2711120000	Liquid propane	87 725 716	1 347 656 003	92 947 036	1 307 627 129
2711130000	Liquid butanes	127 447 050	1 777 457 202	128 276 136	1 720 362 717
2711141000	Liquid ethylene	39 120	58 595	175 650	235 045
2711149000	Liquid propylene, butylene & butadiene	1 305	147 580	15 909	383 077
2711190000	Other liquid petroleum gas	0	22 582 722	0	28 326 263
2711211000	Natural gas of a kind used as a motorfuel	0	30 302	0	7 619
2711219000	Natural gas in gaseous state not kindused as a motor fuel	22 356 012	22 356 012	23 395 566	23 395 566
2711290000	Oth natural gas in gaseous state	2 363	100 276	43 327	1 202 977
2712100000	Petroleum jelly	183 771	3 144 103	455 557	6 886 711
2712200000	Paraffin wax containing by weight < 0.75% of oil	807 164	8 796 373	979 430	12 106 361
2712901000	Other paraffin wax containing by weight>= 0.75% of oil	1 019 773	12 268 518	1 487 071	18 088 082
2712909000	Microcrystalline petroleum wax, slackwax, ozokerite, lignite wax, p	396 250	5 219 670	1 254 464	14 070 442
2713110000	Petroleum coke, not calcined	37 600	74 493 800	15 040	14 382 587
2713120000	Petroleum coke, calcined	10 547 978	56 206 783	6 382 425	35 065 071
2713200000	Petroleum bitumen	121 852 381	813 772 155	81 149 108	537 200 448
2713900000	Other residues of petroleum oils or ofoils obtained from bituminoi	0	7	0	1 175
2714100000	Bituminous or oil shale and tar sands	8	3 661 683	86	2 156 632
2714900000	Asphalites and asphaltic rocks	2 824 487	40 446 363	2 083 474	29 181 959
2715000000	Bituminous mix. based on natural asphalt on natural bitumen, on p	147 268	1 782 622	281 090	3 402 502
2716000000	Electrical energy	0	415 147	0	255 409
2801100000	Chlorine	234 106	3 199 552	239 323	2 325 325
2801200000	Iodine	828	24 519	54 756	739 822
2801300000	Fluorine; bromine	1 611	66 384	71 320	1 037 026
2802000000	Sulphur, sublimed or precipitated, colloidal sulphur	6 204 495	193 276 846	1 523 361	55 753 605
2803002000	Acetylene black	235 695	4 973 927	574 189	13 273 634
2803004010	Rubber grade of other carbon black	11 970 336	123 900 200	13 190 460	147 832 536
2803004090	Other rubber grade of other carbon black	298 262	4 401 236	438 421	6 585 943
2803009000	Other acetylene black of other carbon	1 615 567	20 840 067	2 686 172	33 590 509
2804100000	Hydrogen	236 380	1 558 133	113 081	654 418
2804210000	Argon	797 624	11 087 408	540 933	7 634 180
2804290000	Other rare gases	337 175	2 205 068	410 237	4 284 486
2804300000	Nitrogen	1 206 955	19 792 438	255 706	52 618 461
2804400000	Oxygen	673 287	22 771 419	236 864	7 796 309
2804500000	Boron; tellurium	0	5 766	0	14 208
2804610000	Silicon, containing by weight >= 99.99%	7 256	188 525	1 199 336	17 293 626
2804690000	Silicon, containing by weight < 99.99%	676 465	9 189 000	1 487 848	20 731 159
2804700000	Phosphorus	19 397	318 952	277 798	17 164 261
2804800000	Arsenic	22 000	106 007	37 620	180 327
2804900000	Selenium	2 113	35 720	235 236	1 951 189
2805110000	Sodium	69 792	804 706	110 493	1 487 476
2805120000	Calcium	81	70 182	109	74 563
2805190000	Other alkali or alkaline-earth metals	101 215	1 990 177	774 993	8 740 119
2805300000	Rare-earth metals, scandium & yttriumwhether or not intermixed	0	357	0	3 809
2805400000	Mercury	47	994	9 280	203 582
2806100000	Hydrogen chloride (hydrochloric acid)	936 660	10 570 886	238 953	2 643 447
2806200000	Chlorosulphuric acid	0	119	0	1 953
2807000000	Sulphuric acid; oleum.	16 001 014	477 420 207	1 087 073	36 073 775
2808000000	Nitric acid; sulphonic acids	1 368 910	12 990 619	705 455	6 710 043

I.3. IMPOR MENURUT KOMODITI / IMPORT BY HS COMMODITY
***** DESEMBER/DECEMBER 2012 *****

HS	Uraian Komoditi Commodity Description	Berat Bersih / Net Weight (Kg)		Nilai / Value C.I.F (US\$)	
		Bulan ini Current Month	Kumulatif Cum.Jan. to date	Bulan ini Current Month	Kumulatif Cum.Jan. to date
2809100000	Diphosphorus pentaoxide	8 000	48 925	17 600	121 110
2809203100	Hypophosphoric acids, food grade	636 650	16 238 459	588 597	14 463 118
2809203900	Phosphoric acids, hypophoric acids,except Hypophosphoric acids;	1 142 231	23 650 590	1 128 239	21 158 615
2809209100	Hypophosphoric acids, not food grade	12	10 649 814	195	9 173 777
2809209900	Phosphoric acids, hypophoric acids,except Hypophosphoric acids;	29 890 307	304 763 951	28 703 783	294 193 934
2810000000	Oxide of boron; boric acids	80 600	4 336 127	171 054	4 487 541
2811110000	Hydrogen fluoride (hydrofluoric acid)	44 482	1 077 957	58 945	1 437 279
2811191000	Arsenic acid	1 388	1 389 792	12 458	244 870
2811199010	Sulphamic acid	66 445	2 712 530	101 239	1 718 256
2811199090	Other inorganic acids, exept sulphamicacid, Arsenic acid and hydr	158	26 920	10 978	87 307
2811210000	Carbon dioxide	919 281	7 382 754	552 141	4 462 130
2811221000	Silica powder	2 364 008	28 735 795	2 044 102	28 081 144
2811229000	Other Silicon powder	2 671 020	20 783 396	2 107 857	19 132 128
2811291000	Diarsenic pentaoxide	0	44	0	2 104
2811292000	Sulphur dioxide	0	1 975	0	8 415
2811299000	Other inorganic oxygen compounds of nonmetals	118 147	1 133 588	254 569	2 784 483
2812100000	Chlorides and chloride oxides	2	173 415	113	375 601
2812900000	Other halides and halide oxides ofnon metals	4 002	81 043	424 633	2 727 624
2813100000	Carbon disulphide	1 767 300	5 777 760	1 553 056	5 130 574
2813900000	Other sulphides of non-metal	0	28 790	0	222 329
2814100000	Anhydrous ammonia	23 529 526	338 658 927	17 837 105	206 272 179
2814200000	Ammonia in aqueous solution	3 354	78 434	19 943	337 956
2815110000	Sodium hydroxide (caustic soda), solid	2 043 615	14 733 043	1 377 021	9 761 620
2815120000	Sodium hydroxide (caustic soda),in aqueous solution(lye or liquid s	25 705	38 371 013	45 238	12 506 172
2815200000	Potassium hydroxide (caustic potash)	1 532 171	13 629 438	1 654 059	15 857 504
2815300000	Peroxides of sodium or potassium	22 265	133 094	76 423	642 549
2816100000	Hydroxide and peroxide of magnesium	78 521	769 827	235 300	2 358 698
2816400000	Oxides, hydroxides & peroxides,of strontium or barium	8 213	339 715	61 950	1 479 042
2817001000	Zinc oxide	504 111	8 429 401	1 158 860	17 993 789
2817002000	Zinc peroxide	7 992	163 806	34 067	376 088
2818100000	Artificial corundum, whether or notchemically defined	860 379	4 622 963	576 853	3 818 243
2818200000	Aluminium oxide, other than artificialcorundum	46 411 799	518 474 227	17 003 303	199 797 681
2818300000	Aluminium hydroxide	8 715 021	99 238 092	2 450 426	32 463 878
2819100000	Chromium trioxide	54 608	739 347	233 775	3 148 759
2819900000	Other chromium oxides and hidroxides	17 122	386 417	101 506	2 211 060
2820100000	Manganese dioxide	1 215 660	20 650 679	2 006 796	33 725 051
2820900000	Other manganese dioxide	54 319	1 436 436	71 044	2 232 357
2821100000	Iron oxides and hydroxides	1 233 515	13 077 945	1 811 014	17 034 566
2821200000	Earth colors containing >=70% by weightof combined iron evaluat	0	12 624	0	67 303
2822000000	Cobalt oxides and hydroxides, commercialcobalt oxides	4 100	200 415	78 889	2 153 830
2823000000	Titanium oxides	501 578	7 503 099	1 751 251	26 701 027
2824100000	Lead monoxide (litharge, massicot)	14 491	271 952	53 048	1 136 778
2824900000	Red lead and orange lead	0	125 823	0	349 901
2825100000	Hydrazine, hydroxylamine, and theirinorganic salt	84 239	1 533 448	338 062	5 567 324
2825200000	Lithium oxide and hydroxide	3 902	79 455	42 486	532 930
2825300000	Vanadium oxides and hydroxides	0	33 398	0	544 792
2825400000	Nickel oxides and hydroxides	16 637	217 988	228 084	3 312 203
2825500000	Copper oxides and hydroxides	83 053	1 006 704	466 603	6 783 864
2825600000	Germanium oxides and zirconium dioxide	520	2 580	20 592	60 680
2825700000	Molybdenum oxides and hydroxides	242	21 346	10 759	238 823
2825800000	Antimony oxides	35 533	816 480	311 300	8 142 501
2825900000	Other peroxides	35 483	2 004 238	272 066	2 645 721
2826120000	Fluorides of aluminium	1 391	48 696	1 208	114 831
2826190000	Other fluorides	54 274	1 362 942	27 910	1 286 517
2826300000	Sodium hexafluoroaluminate(synthetic cryolite)	41 000	484 956	83 372	3 536 272
2826900000	Other complex fluorine salt.	152 485	1 524 451	285 611	2 717 016
2827100000	Ammonium chloride	642 569	19 690 883	173 912	5 047 535
2827201000	Calcium chloride, commercial grades	559 800	4 003 640	135 835	1 399 564
2827209000	Calcium chloride, not commercial grades	1 006 941	11 927 956	804 886	4 274 213
2827310000	Other chlorides of magnesium	69 638	1 161 595	76 107	1 013 050
2827320000	Other chlorides of aluminium	1 668 898	17 956 953	682 677	7 236 176
2827350000	Other chlorides of nickel	22 133	198 859	106 036	1 331 802
2827391000	Other chlorides of barium or of cobalt	195 842	894 980	78 800	536 860
2827392000	Other chlorides of iron	1 603	149 089	5 659	161 980
2827399000	Other chlorides	272 935	3 364 031	301 359	3 854 883
2827410000	Chloride oxides & chloride hydroxides,of copper	17 857	174 105	154 591	1 542 832
2827490000	Other chloride oxides & chloridehydroxides	163 955	3 675 475	100 603	2 336 499
2827510000	Bromides of sodium or of potassium	40 650	910 800	158 005	2 814 397
2827590000	Other bromides of sodium or of potassium	9 417	497 939	33 041	1 013 957
2827600000	Iodides and iodide oxides	2 456	31 142	27 037	831 971
2828100000	Commercial calcium hypochlorite & othercalcium hypochlorites	31 020	1 794 586	33 631	2 128 667

I.3. IMPOR MENURUT KOMODITI / IMPORT BY HS COMMODITY
***** DESEMBER/DECEMBER 2012 *****

HS	Uraian Komoditi Commodity Description	Berat Bersih / Net Weight (Kg)		Nilai / Value C.I.F (US\$)	
		Bulan ini Current Month	Kumulatif Cum.Jan. to date	Bulan ini Current Month	Kumulatif Cum.Jan. to date
2828901000	Sodium hypochlorite	17 205	183 042	6 854	104 187
2828909000	Other hypochlorite	168 217	2 219 675	169 649	1 928 976
2829110000	Chlorates of sodium	14 719	13 505 137	26 068	9 903 645
2829190000	Other chlorates	507 000	3 215 621	606 395	3 936 204
2829901000	Sodium perchlorite	39	180 885	553	243 739
2829909000	Other perchlorites; bromates andperbromates: iodates and perioic	2 135	95 386	105 222	1 672 284
2830100000	Sodium sulphides	802 000	9 257 810	411 312	6 559 864
2830901000	Cadmium sulphide or zinc sulphide	0	12	0	222
2830909000	Polysulphides, whether or not chemically defined	612	210 015	8 109	340 591
2831100000	Dithionites and sulphoxylates of sodium	840 758	9 240 711	1 307 203	14 252 495
2831900000	Other dithionites and sulphoxylates	0	142 054	0	363 429
2832100000	Sodium sulphites	1 908 432	23 015 912	1 055 477	10 835 241
2832200000	Other sulphites	46 637	978 686	32 899	707 098
2832300000	Thiosulphates	173 353	1 727 224	67 788	824 560
2833110000	Disodium sulphate	14 868 221	206 087 538	2 065 375	27 274 466
2833190000	Other sodium sulphates	117 634	48 286 111	45 990	6 194 828
2833210000	Magnessium sulphate	699 474	11 826 325	149 413	2 929 632
2833221000	Aluminium sulphate :commercial grade	393	80 437	1 980	121 631
2833229000	Aluminium sulphate: not commercial grade	0	23 361	0	36 845
2833240000	Nickel sulphate	48 865	533 914	258 150	3 813 245
2833250000	Copper sulphate	561 066	15 154 684	1 352 217	36 206 469
2833270000	Barium sulphate	212 341	2 486 833	178 574	2 424 198
2833292000	Tribasic lead sulphate	53 569	1 507 468	113 403	1 710 421
2833293000	Other sulfat of chromium	208 500	3 723 240	163 622	2 867 899
2833299000	Other sulfat	627 114	8 585 583	306 273	4 646 141
2833300000	Alums	38 576	241 751	234 270	331 385
2833400000	Peroxosulphates (persulphates)	80 048	1 588 768	84 260	1 865 033
2834100000	Nitrites	245 130	3 292 164	128 238	1 876 222
2834210000	Potassium nitrates	119 272	1 466 416	119 556	1 489 916
2834291000	Nitrates of bismuth	2	14 172	562	54 791
2834299000	Other nitrates	68 801	2 481 146	90 455	2 809 809
2835100000	Phosphinates (hypophosphites)and fosphonates (phosphites)	67 159	495 042	137 083	1 784 024
2835220000	Phosphates of mono- or disodium	45 812	2 080 156	156 861	2 275 700
2835240000	Phosphates of potassium	318 665	4 124 325	712 990	8 262 376
2835251000	Calcium hydrogenothphosphate ("dicalciumphosphate"); feed gra	4 911 498	71 873 545	2 726 307	42 306 414
2835259000	Calcium hydrogenothphosphate ("dicalciumphosphate"); unfeed g	384 554	3 182 105	221 019	2 470 811
2835260000	Other phosphates of calcium	450 562	18 128 339	360 806	13 064 760
2835291000	Other phosphates of trinatrium	237 146	2 127 270	153 292	1 229 742
2835299000	Other phosphates	94 834	1 236 983	220 608	2 318 326
2835311000	Sodium triphosphate(sodium tripolyphosphate); food grade	196 677	1 769 820	242 191	2 204 036
2835319000	Sodium triphosphate(sodium tripolyphosphate); unfood grade	798 221	15 385 453	786 587	16 569 100
2835391000	Tetranatrium pirofosfat	18 063	790 034	28 918	1 770 889
2835399000	Other polyphospates	622 281	6 752 754	1 114 074	12 871 093
2836200000	Disodium carbonate	80 398 917	872 316 489	18 622 290	222 555 797
2836300000	Sodium hydrogencarbonate(sodium bicar bonate)	8 574 394	86 626 669	2 902 541	29 414 590
2836400000	Potassium carbonates	422 213	8 804 786	481 060	9 568 486
2836500010	Calcium carbonate: food orpharmaceutical grade	877 089	7 959 623	451 803	3 959 653
2836500090	Calcium carbonate: not food orpharmaceutical grade	11 551 431	113 100 144	2 034 951	22 505 442
2836600000	Barium carbonate	344 425	5 001 181	231 142	3 367 913
2836910000	Lithium carbonates	36	11 809	294	81 806
2836920000	Strontium carbonate	134 000	979 708	103 200	723 611
2836991000	Commercial ammonium carbonate	216 040	2 907 480	127 055	1 610 942
2836992000	Lead carbonates	0	20	0	339
2836999000	Other calcium carbonate	467 232	7 378 002	605 326	8 189 930
2837110000	Cyanides and cyanide oxides, of sodium	1 228 980	8 449 085	4 066 638	26 048 634
2837190000	Other cyanides and cyanide oxides	67	26 708	11 358	372 385
2837200000	Complex cyanides	0	216 002	0	94 325
2839110000	Sodium metasilicates	343 438	4 086 840	172 709	1 873 060
2839191000	Sodium silicates	3 948 890	39 093 295	1 038 087	10 775 178
2839199000	Other silicates of sodium; commerialalkali metal silicates	601 479	7 565 359	457 405	6 067 446
2839900000	Other silicates; commerial alkali metalsilicates	403 320	9 227 418	500 275	10 703 127
2840110000	Anhydrous; disodium tetraborate(refined borax)	3	29 438	1 286	30 740
2840190000	Other disodium tetraborate(refined borax)	5 508 000	59 655 245	3 204 570	37 073 013
2840200000	Other borates	52 288	324 837	299 986	1 311 318
2840300000	Peroxborates (perborates)	1	33 432	34	112 514
2841300000	Sodium dichromate	59 716	407 945	102 377	699 311
2841500000	Other chromates and dichromates,peroxochromates	1 460	51 216	15 002	285 021
2841610000	Potassium permanganate	0	517 815	0	1 395 931
2841690000	Other manganit, manganat	30 701	171 413	112 992	755 214
2841700000	Molybdates	1 587	26 952	28 933	446 601
2841800000	Tungstates (wolframates)	3 539	23 901	33 029	110 897

I.3. IMPOR MENURUT KOMODITI / IMPORT BY HS COMMODITY
***** DESEMBER/DECEMBER 2012 *****

HS	Uraian Komoditi Commodity Description	Berat Bersih / Net Weight (Kg)		Nilai / Value C.I.F (US\$)	
		Bulan ini Current Month	Kumulatif Cum.Jan. to date	Bulan ini Current Month	Kumulatif Cum.Jan. to date
2841900000	Oth salts of oxometallic orperoxometallic acids	44 013	193 399	193 566	1 154 886
2842100000	Double/complex silicates,includ aluminosilicates w.or not chemica	2 145 306	23 103 302	1 218 120	14 631 894
2842901000	Sodium arsenite	2	15 687	25	1 103 808
2842902000	Copper and/or chromium salts	1	2 303	5	11 145
2842903000	Oth fulminates, cyanates andthiocyanates	21	24 772	235	80 165
2842909000	Oth salts of inorganic acids/peroxoacidincl aluminosilicates , oth t	109 558	772 192	399 781	3 234 566
2843100000	Colloidal precious metals	3 244	50 236	273 144	2 849 377
2843210000	Silver nitrate	139	9 101	28 336	593 696
2843290000	Other silver compounds	194	16 682	107 976	2 590 275
2843300000	Gold compounds	52	4 502	450 867	2 867 260
2843900000	Other amalgams and other compoundcolloidal precious metals	922	20 713	178 635	1 727 696
2844109000	Ceramic products & mixtures containingnatural uranium	0	11	0	20 993
2844209000	Ceramics products & mixtures containinguranium enriched in u235	0	45	0	176
2844401100	Radium and its salts	0	504	0	128 656
2844401900	Other radioactive elements & isotopes &compounds, radioactive r	197	7 466	30 943	1 121 728
2844409000	Ceramic products & mixtures containingisotop or compound,radio	586	15 514	259 069	4 605 888
2845100000	Heavy water (deuterium oxide)	0	11 400	0	30 763
2845900000	Other isotops other than thoseheading 28.44	5	8 615	82	32 250
2846100000	Cerium compounds	6 851	42 782	25 891	924 485
2846900000	Other compounds, inorganic or organic of rare-earth metal	1 182	84 339	32 229	2 128 499
2847001000	Liquid hydrogen peroxide,whether or notsolidified with urea	1 500 264	23 025 304	662 635	11 722 598
2847009000	Other hydrogen peroxide, whether or notsolidified with urea othe	66 824	571 504	57 761	418 570
2848000000	Phosphides, whether or not chemicallydefined excluding ferropho	20 000	88 029	75 000	499 254
2849100000	Carbides, whether or not chemicallydefined of calcium	1 180 173	11 688 851	760 115	8 042 651
2849200000	Carbides, whether or not chemicallydefined of silicon	57 951	1 211 064	145 266	2 481 736
2849900000	Carbides, whether or not chemicallydefined of other material	1 372	403 845	160 820	5 197 250
2850000000	Hydrides, nitrides, azides, silicides and borides, oth then compoun	43	30 488	7 337	422 440
2852101000	Mercury sulphate whether chemicallydefined	36	284	7 553	51 633
2852102000	Mercury compounds of a kind used asluminophores	0	22	0	7 971
2852109000	Inorganic or organic compoundsof mercury chemically defined	48	595	13 419	117 419
2852901000	Mercury tannates, not chemically defined	1 750	5 381	53 478	164 347
2852909000	Inorganic or organic compoundsof mercury not chemically definex	326	116 786	12 765	938 187
2853000000	Other inorganic componds(incl distil/conductivity water of simi	45	12 873	2 122	110 672
2901100000	Saturated acyclic hydrocarbons.	1 525 249	11 535 493	2 497 354	18 331 443
2901210000	Ethylene	75 304 287	716 584 951	96 416 397	879 736 575
2901220000	Propene (propylene)	17 781 962	292 382 805	22 743 208	375 869 312
2901230000	Butene (butylene) and isomers thereof	3 226 922	29 199 763	4 561 104	43 916 760
2901240000	Buta-1, 3-diene and isoprene	1 323 506	42 767 903	2 350 336	113 907 638
2901291000	Acetylene	27 853	425 785	20 460	402 335
2901299010	Linier alpha olefin	19	12 152 393	985	18 602 425
2901299090	Other acyclic hydrocarbons	5 940	174 868	121 430	725 577
2902110000	Cyclohexane	37 579	386 344	68 204	722 259
2902190000	Other cyclanes	222 206	2 739 762	450 340	5 749 655
2902200000	Benzene	5 893 893	212 959 129	8 433 272	252 520 360
2902300000	Toluene	5 989 304	122 441 002	7 755 137	148 778 946
2902410000	O-xylene	497	33 879 141	3 492	50 856 356
2902420000	M-xylene	1	3	33	446
2902430000	P-xylene	28 418 011	643 406 104	45 228 011	959 504 634
2902440000	Mixed xylene isomers	5 119 609	33 137 014	6 690 536	42 015 116
2902500000	Styrene	571 813	5 354 523	940 589	8 133 237
2902600000	Ethylbenzene	1	251	25	6 831
2902700000	Cumene	0	2 840 196	0	4 458 622
2902901000	Dodecylbenzene	221	917 025	711	1 985 940
2902902000	Alkylbenzenes	11 458	534 856	25 921	1 174 205
2902909000	Other cyclic hydrocarbons.	608 091	7 318 444	1 073 550	15 093 581
2903111000	Methyl chloride	53 703	878 935	40 099	1 259 771
2903119000	Ethyl chloride	0	7 268	0	57 790
2903120000	Dichloromethane (methylene chloride)	674 519	10 547 176	418 658	7 575 138
2903130000	Chloroform (trichloromethane)	2 354	50 464	23 259	221 406
2903150000	Ethylene dichloride (ISO)1,2-dichloroethane	26	1 309	312	20 751
2903191000	1,2-dichloroethane (ethylene dichloride) and dichlorobutates	539	26 711	2 170	46 909
2903199000	Other Saturated chlorinated derivativesof acyclic hidrocarbons	130 537	2 064 205	148 614	2 543 033
2903210000	Vinyl chloride (chloroethylene)	8 507 729	128 312 688	6 974 256	114 076 959
2903220000	Trichloroethylene	99 370	3 583 626	104 739	2 839 900
2903230000	Tetrachloroethylene (perchloroethylene)	19 888	1 084 790	28 854	1 939 059
2903290000	Other unsaturated chlorinated derivatives of acyclic hydrocarbons	31 526	394 641	123 653	1 789 755
2903310000	Ethylene dibromide (iso)(1,2-dibromoethane)	15 504	274 115	15 659	717 829
2903391000	Methyl bromide	20 759	247 197	147 877	1 276 954
2903399000	Oth fluorinated, brominated/iodinatedderivative of acyclic hydroc	75 296	1 549 529	251 794	6 934 179
2903710000	Chlorodifluoromethane	85 760	3 478 773	220 550	8 415 625
2903720000	Diclorotrifluoroethanes	0	137 754	0	967 088

I.3. IMPOR MENURUT KOMODITI / IMPORT BY HS COMMODITY
***** DESEMBER/DECEMBER 2012 *****

HS	Uraian Komoditi Commodity Description	Berat Bersih / Net Weight (Kg)		Nilai / Value C.I.F (US\$)	
		Bulan ini Current Month	Kumulatif Cum.Jan. to date	Bulan ini Current Month	Kumulatif Cum.Jan. to date
2903730000	Diclorofluoroethanes	49 820	875 381	106 229	2 030 670
2903740000	Chlorodifluoroethanes	0	300 686	0	1 662 457
2903750000	Dicloropentafluoropropanes	2 202	27 105	52 648	488 695
2903770000	Other, perhalogenated only with fluorine and chlorine	0	20 000	0	80 600
2903780000	Other perhalogenated derivatives	0	150 563	0	511 284
2903790000	Oth halogenated derivatives of acycli hydrocarbons cont. two/mc	20 000	579 253	43 000	1 509 411
2903810000	1, 2, 3, 4, 5, 6-hexachlorocyclohexane(HCH (ISO)), incl. lindane (ISC	0	650	0	52 650
2903820000	Aldrin (iso), chlordane (iso), heptachlor	0	6	0	420
2903890000	Other halogenated derivatives of cyclanic cyclenic/cycloaterpenic h	0	111 315	0	461 218
2903910000	Chlorobenzene, o-dichlorobenzene and p-dichlorobenzene	422 000	4 970 046	715 300	8 909 098
2903920000	Oth hexachlorobenzene (ISO) and DDT(ISO)(clfenotane (INN), 1,1,1	0	19	0	152
2903990000	Oth halogenated derivatives of aromatic hydrocarbons	18 325	571 168	150 970	1 265 884
2904100000	Derivatives containing only sulphogroups their salts and ethyl este	282 766	2 464 617	636 841	4 628 812
2904201000	Trinitrotoluene	39 000	103 704	53 820	193 891
2904209000	Oth derivatives containing only nitro or only nitroso groups	300	39 065	2 520	110 509
2904900000	Oth sulphonated, nitrated or nitrosated derivatives of hydrocarbor	33 986	601 660	122 556	1 623 853
2905110000	Methanol (methyl alcohol)	19 040 325	261 865 693	7 483 430	103 477 092
2905120000	Propan-1-ol(propyl alcohol) &propan-2- ol (isopropyl alcohol)	2 222 583	22 807 778	3 115 494	30 862 166
2905130000	Butan-1-ol (n-butyl alcohol)	1 498 900	35 484 402	2 109 201	48 457 131
2905140000	Other butanols	553 719	7 440 805	714 729	9 650 271
2905160000	Octanol (octyl alcohol) and isomersthereof	2 396 905	42 580 580	4 114 458	70 333 118
2905170000	Dodecan-1-ol (lauryl alcohol), hexadecan-1-ol, and octadecan-1-ol	189 946	1 092 599	399 659	2 833 160
2905190000	Other saturated monohydric alcohols	484 142	6 651 646	742 215	11 053 905
2905220000	Acyclic terpene alcohols	132 225	1 833 619	1 185 215	16 513 801
2905290000	Other unsaturated monohydric alcohols	7 280	189 102	134 236	1 935 776
2905310000	Ethylene glycol (ethanediol)	26 005 618	396 889 510	31 059 884	457 241 093
2905320000	Propylene glycol (propane-1, 2- diol)	2 782 161	36 983 281	4 624 253	63 731 386
2905390000	Other diols	234 816	3 917 754	978 221	13 808 916
2905410000	2-ethyl-2-(hydroxymethyl) propane-1,3-(trimethylolpropane)	17 434	809 305	52 618	2 072 716
2905420000	Pentaerythritol	386 000	4 703 739	569 860	7 445 295
2905430000	Mannitol	28 198	348 928	168 116	1 810 176
2905440000	D-glucitol (sorbitol)	80 873	2 054 980	141 942	2 132 942
2905450000	Glycerol	269 251	2 326 726	207 685	2 209 137
2905490000	Other polyhydric alcohols	102 583	2 038 652	319 105	4 759 181
2905510000	Ethchlorvynol (INN)	0	451	0	735
2905590000	Other halogenated, sulphonated, nitrated derivatives of acyclic alcc	5 798	437 923	22 189	2 472 372
2906110000	Menthol	107 484	829 434	3 242 638	25 394 117
2906120000	Cyclohexanol, methylcyclohexanols and dimethylcyclohexanols	1	4 698	1	80 403
2906130000	Sterols and inositols	18 097	231 601	266 131	3 522 712
2906190000	Other cyclanic, cyclenic/cycloaterpenic	32 373	590 611	432 698	9 446 021
2906210000	Benzyl alcohol	20 335	544 740	51 616	1 401 076
2906290000	Other aromatic	55 890	561 799	469 359	3 730 520
2907110000	Phenol (hydroxybenzene) and its salts	1 150 791	14 593 113	1 783 547	21 790 591
2907120000	Cresols and their salts	32 385	583 109	92 634	1 686 867
2907130000	Octylphenol, nonylphenol and their isomers, salts thereof	160 344	3 000 557	383 773	6 702 349
2907150000	Naphthols and their salts	32 484	412 242	144 783	1 167 171
2907190000	Other monophenols	48 170	1 504 552	239 770	4 519 639
2907210000	Resorcinol and its salts	22 022	433 918	118 560	2 386 067
2907220000	Hydroquinone (quinol) and its salts	35 531	321 624	448 141	3 230 932
2907230000	4,4-isopropylidenediphenol (bisphenol a, diphenylolpropane) and	20 171	547 074	45 300	1 022 570
2907291000	Phenol-alcohols	37 007	134 132	101 378	440 313
2907299000	Other polyphenols; phenol-alcohols	10 288	249 564	75 784	2 111 399
2908110000	Pentachlorophenol (ISO)	0	28 856	0	257 958
2908190000	Oth derivatives containing only halogensubstituents and their salts	14 589	170 971	130 804	1 462 208
2908910000	Dinoseb (ISO) and its salts	42 084	222 172	177 336	906 506
2908920000	4,6-dinitro-o-cresol (DNOC (ISO) and its salts	0	2 001	0	21 149
2908990000	Oth halogenated, sulphonated, nitrated or nitrosated deriv. of phe	7 629	70 221	157 896	726 818
2909110000	Diethyl ether	0	218	0	2 224
2909190000	Oth acyclic ethers and their halogenated, sulphonated, nitrated or	141	69 468	6 219	1 074 355
2909200000	Cyclanic, cyclenic or cycloaterpenic ethers & their halogenated, sulpt	500	43 155	1 594	2 761 652
2909300000	Aromatic ethers & their halogenated, sulphonated, or nitrosated d	118 672	1 218 206	1 125 356	9 696 093
2909410000	2,2-oxidiethanol (diethylene glycol, digol)	558 724	2 384 114	648 717	2 377 174
2909430000	Monobutyl ethers of ethylene glycol or of diethylene glycol	1 822 214	17 024 679	2 956 953	28 090 555
2909440000	Other monoalkylethers of ethylene glycol or of diethylene glycol	270 455	7 715 784	506 597	15 665 567
2909490000	Other ether-alcohols, their halogenated, sulphonated, nitrated deri	373 474	6 954 347	1 240 421	20 591 954
2909500000	Ether-phenols, ether-alcohol-phenols & their halogenated, nitratec	1 601	134 735	28 231	2 262 953
2909600000	Alcohol peroxides, ether peroxides, ketone peroxides & their halo	103 034	1 598 003	308 785	4 456 568
2910100000	Oxirane (ethylene oxide)	0	44 116	0	200 757
2910200000	Methyloxirane (propylene oxide)	4 528 057	20 357 075	6 874 759	33 911 315
2910300000	1-chloro-2,3-epoxypropane(epichlorohydrin)	201 481	914 815	466 191	2 430 260
2910900000	Other epoxides, epoxyalcohols, epoxy phenols & their halogenate	1 344	65 509	8 893	534 933

I.3. IMPOR MENURUT KOMODITI / IMPORT BY HS COMMODITY
***** DESEMBER/DECEMBER 2012 *****

HS	Uraian Komoditi Commodity Description	Berat Bersih / Net Weight (Kg)		Nilai / Value C.I.F (US\$)	
		Bulan ini Current Month	Kumulatif Cum.Jan. to date	Bulan ini Current Month	Kumulatif Cum.Jan. to date
2911000000	Acetals & hemiacetals, whether or notwith other oxygen function	1 766	286 206	27 882	904 865
2912111000	Formalin	0	83 260	0	39 728
2912119000	Other methanal (formaldehyde)	134	580	5 153	13 903
2912120000	Ethanal (acetaldehyde)	16 798	113 472	50 277	513 481
2912191000	Butanal	60 424	576 449	219 284	1 810 705
2912199000	Other acyclic aldehydes without otheroxygen function	54 716	799 218	182 543	3 272 130
2912210000	Benzaldehyde	3 749	33 508	12 791	115 165
2912290000	Other cyclic aldehydes without otheroxygen function	107 288	1 440 569	669 649	11 272 477
2912410000	Vanillin (4-hydroxy-3-methoxybenzaldehyde)	26 297	407 583	406 862	5 294 238
2912420000	Ethylvanillin (3-ethoxy-4-hydroxybenzaldehyde)	24 295	223 523	472 592	4 159 479
2912490010	Aldehyde-alcohols	2 474	78 979	34 696	445 198
2912490090	Other aldehyde-ethers,aldehyde-phenols & aldehydes with other	16 968	104 019	120 988	1 223 821
2912500000	Cyclic polymers of aldehydes	1 750	25 931	19 800	193 545
2912600000	Paraformaldehyde	566 200	8 231 771	434 407	6 680 213
2913000000	Halogenated,sulphonated,nitrated ornitrosated deriv. of products	0	29 873	0	73 008
2914110000	Acetone	1 564 031	21 303 282	1 696 439	21 683 427
2914120000	Butanone (methyl ethyl ketone)	399 916	27 736 057	570 534	36 010 476
2914130000	4-methylpentan-2-one (methyl isobuthylketone)	399 465	3 496 743	739 018	6 239 875
2914190000	Other acyclic ketones without otheroxygen function	2 607	161 607	26 242	851 827
2914220000	Cyclohexanone and methylcyclohexanones	198 317	3 897 436	427 469	7 952 297
2914230000	Ionones and methylionones	8 531	185 865	163 928	2 720 595
2914291000	Camphor	55 524	412 019	270 094	2 009 220
2914299000	Other cyclanic, cyclenic or cycloterpepenic ketones without oth. o:	95 056	1 252 413	1 843 550	17 220 093
2914390000	Other aromatic ketones without otheroxygen function	15 937	405 743	194 934	2 103 891
2914400000	Ketone-alcohols and ketone-aldehydes	80 544	1 139 076	203 429	3 669 148
2914500000	Ketone-phenols & ketones without otheroxygen function	8 653	208 825	115 731	2 879 035
2914610000	Anthraquinone	10 000	35 365	67 000	146 205
2914690000	Other quinones	1 927	44 238	45 191	770 405
2914700000	Halogenated, sulphonated, nitrated ornitrosated derivatives	3 857	54 033	60 460	802 822
2915110000	Formic acid	57 120	2 365 040	61 500	2 246 601
2915120000	Salts of formic acid	82 610	1 452 447	48 169	903 826
2915130000	Esters of formic acid	16 891	345 429	62 737	1 186 538
2915210000	Acetic acid	7 801 550	104 975 190	3 686 471	51 519 090
2915240000	Acetic anhydride	15 120	205 620	24 192	336 613
2915291000	Sodium acetate; cobalt acetates	11 315	1 008 394	62 116	1 358 365
2915299000	Other acetic acid and its salts	151 341	2 827 385	716 820	9 417 121
2915310000	Ethyl acetate	2 468 846	34 079 649	2 507 510	35 267 651
2915320000	Vinyl acetate	4 897 656	49 625 975	4 888 450	50 548 150
2915330000	n-butyl acetate	113 003	6 304 771	205 200	8 494 589
2915360000	Dinoseb (iso) acetate	159	1 217	1 439	12 375
2915391000	Isobutyl acetate	9 315	294 581	81 600	1 124 115
2915392000	2-Ethoxyethyl acetate	0	157 277	0	254 743
2915399000	Other esters of acetic acid	737 452	12 581 270	1 761 155	30 054 531
2915400000	Mono-, di- or trichloroacetic acids,their salts and esters	170 130	3 767 043	180 451	3 982 312
2915500000	Propionic acids, its salts and esters	202 351	2 534 003	453 766	6 306 660
2915600000	Butanoic acids, pentanoic acids, theirsalts and esters	263 234	4 066 350	700 298	11 013 529
2915701000	Palmitic acid, its salts and esters	201 580	2 688 800	387 483	6 177 460
2915702000	Stearic acid	22 476	1 962 525	78 667	3 585 373
2915703000	Salts and esters of stearic acid	583 441	6 089 520	1 052 310	12 546 810
2915901000	Acetyl chloride	52 628	243 133	119 223	925 540
2915902000	Lauric acid, myristic acid, their saltsand esters	437 929	10 328 230	1 384 164	26 323 636
2915909000	Oth saturated acyclic monocarboxylicacid and their anhydrides, ha	358 854	3 413 414	1 430 849	13 478 841
2916110000	Acrylic acid and its salts	530 474	6 169 595	1 162 985	12 694 634
2916120000	Esters of acrylic acid	2 965 832	27 342 138	5 589 168	52 380 506
2916130000	Methacrylic acid and its salts	108 476	1 557 574	300 936	4 304 285
2916141000	Methyl methacrylate	3 694 477	44 968 759	7 658 621	93 520 158
2916149000	Other esters of methacrylic acid	191 560	2 659 609	762 265	9 572 586
2916150000	Oleic,linoleic or linolenic acids,theirsalts and esters	216 814	1 352 193	399 434	2 634 410
2916190000	Oth unsaturated acyclic monocarboxylicacids, their anhydrides,hal	211 256	2 070 547	731 130	10 280 596
2916200000	Cyclanic/cycloterpenic, monocarbo acids, their anhyd,halid,peroxy	82 916	1 097 040	2 440 257	31 906 435
2916310000	Benzoic acid, its salts and esters	372 567	7 084 790	764 371	13 534 611
2916320000	Benzoyl peroxide and benzoyl chloride	27 169	722 435	64 321	1 220 282
2916340000	Phenylacetic acid and its salt	0	1 664	0	16 178
2916391000	2,4-dichlorophenyl acetic acid & itsalts and esters	209 520	2 141 314	723 709	8 477 237
2916392000	Esters of phenylacetic acid	1 079	10 496	34 225	492 720
2916399000	Oth aromatic monocarboxylic acids,theiranhyd,halid&peroxi,per	96 983	611 600	541 549	5 601 026
2917110000	Oxalic acid, its salts and esters	96 669	1 438 517	90 768	1 773 149
2917121000	Diocetyl adipata, ita salts and esters	357 200	3 157 839	677 546	5 906 175
2917129000	Oth adipic acid, its salts and esters,oth than dioctyl adipata	93 922	1 018 583	239 511	2 420 329
2917130000	Azelaic acid, sebacic acid, their saltsand esters	21 450	299 279	92 789	1 322 544
2917140000	Maleic anhydride	325 548	2 013 084	615 001	3 576 609

I.3. IMPOR MENURUT KOMODITI / IMPORT BY HS COMMODITY
***** DESEMBER/DECEMBER 2012 *****

HS	Uraian Komoditi Commodity Description	Berat Bersih / Net Weight (Kg)		Nilai / Value C.I.F (US\$)	
		Bulan ini Current Month	Kumulatif Cum.Jan. to date	Bulan ini Current Month	Kumulatif Cum.Jan. to date
2917190000	Other acyclic polycarboxylic acids,their anhyd,halid,peroxid&perox	110 841	1 881 493	366 015	5 144 254
2917200000	Cyclanic, cyclenic or cyclooterpenic polycarboxylic acids, their anhyd	63 447	932 861	147 510	2 295 156
2917320000	Diocetyl orthophthalates	670 555	6 402 919	1 229 388	10 620 491
2917330000	Dinonyl or didecyl orthophthalates	148 480	1 710 590	349 618	3 746 211
2917341000	Dybutyl orthophthalatas	27 239	268 036	64 265	577 837
2917349000	Other esters of orthophthalic acid	134 481	2 286 194	318 979	5 441 914
2917350000	Phthalic anhydride	2 966 500	34 173 051	4 343 419	51 921 546
2917360000	Terephthalic acid and its salts	8 149 710	72 856 193	9 383 791	83 406 413
2917370000	Dimethyl terephthalate	20	270 922	430	414 185
2917391000	Triocetyltrimellitate	96 272	804 691	229 258	1 919 242
2917392000	Oth phthalic compoud of kind used asplasticisers&ester of phthalic	55 388	1 039 810	111 488	2 186 599
2917399000	Oth aromatic polycarboxylic acids, their anhydrides, halides & perc	542 878	6 944 334	1 040 681	13 472 328
2918110000	Lactic acid, its salts and esters	244 361	3 159 633	478 499	6 766 652
2918120000	Tartaric acid	24 315	222 357	61 858	675 711
2918130000	Salts and esters of tartaric acid	24 068	609 220	51 495	1 582 698
2918140000	Citric acid	3 216 728	40 958 017	2 882 145	42 662 092
2918151000	Calcium citrata	75 112	1 761 556	111 929	2 832 173
2918159000	Other salts and esters of citric acid	638 974	7 966 966	862 281	11 145 397
2918160000	Gluconic acid, its salts and esters	183 511	5 078 298	305 386	5 157 870
2918180000	Chlorobenzilate (ISO)	0	679	0	3 375
2918190000	Oth carboxylic acids w/ alcohol func butw/o oth oxygen func, their	57 272	1 444 260	135 186	3 745 756
2918210000	Salicylic acid and its salts	58 155	415 513	221 385	1 501 583
2918220000	O-acetylsalicylic acid,its salts andesters	48 850	343 042	166 185	1 341 747
2918230000	Oth ester of salicylic acid and theirsalts	188 048	1 951 790	608 692	6 794 617
2918291000	Alkyl sulphonic ester of phenol	99	8 408	4 148	200 788
2918299000	Oth carboxylic acids w/ phenol func butw/o oxygen func,their anh	47 286	624 166	426 527	5 102 287
2918300000	Carboxylic acids w/ aldehyde/ketone func but w/o oxygen func & i	70 493	781 785	439 102	8 649 522
2918910000	2,4,5-t(ISO) (2,4,5-trichlorophenoxyacatic acid), its salt & esters	0	425 913	0	787 139
2918990000	Oth carboxylic acid w/ oxygen func&halid,anhyd,peroxid,peroxyac	77 067	1 060 533	750 087	7 387 039
2919100000	Tris(2,3-dibromopropyl) phosphate	3 166	95 138	14 825	379 289
2919900000	Oth phosphoric ester & their salts inclactophosphates,their haloge	23 814	382 671	68 231	1 108 594
2920110000	Parathion (ISO) & parathion-methyl (ISO) (metylparathion)	7 000	71 932	66 920	567 267
2920190000	Oth thlophosphoric esters and theirsalts,their halogeneted,nitrate	66 334	261 902	147 259	916 241
2920901000	Dimethyl sulphate (dms)	22 567	270 581	32 733	387 256
2920909000	Oth esters of oth inorganic acids of nonmetal&their salts,than dim	65 491	320 948	214 798	863 287
2921110000	Methylamine, di- or trimethylamine andtheir salts	146 769	2 709 175	314 045	5 525 481
2921190000	Oth acyclic monoamines &their derivative,salts thereof	1 014 629	11 742 040	2 244 073	27 959 731
2921210000	Ethylenediamine and its salts	345 531	3 366 848	854 748	7 369 122
2921220000	Hexamethylenediamine and its salts	24 908	301 071	55 956	1 343 745
2921290000	Oth acyclic polyamines &their derivative; salt thereof	260 015	3 492 680	685 733	11 119 246
2921300000	Cyclanic, cyclenic /cyclooterpenic mono/polyamines&their derivati	449 060	11 571 288	907 927	19 332 924
2921410000	Aniline and its salts	116 068	1 074 523	372 642	3 217 576
2921420000	Aniline derivatives and their salts	189 908	2 072 850	572 905	6 187 762
2921430000	Toluidines & their derivatives; saltsthereof	0	16 940	0	138 553
2921440000	Diphenylamine & its derivatives; saltsthereof	739	140 786	11 384	685 841
2921450000	1-naphthylamine (1-naphthylamine),2-naphthylamine (?-naphthyl	75 126	818 883	277 914	2 966 235
2921490000	Oth aromatic monoamines & their derivate; salts thereof	47	98 798	399	444 722
2921510000	O-,m-,p-phenylenediam, diaminotoluenes& their derivatives; salts	292 881	3 489 013	930 538	11 495 760
2921590000	Oth aromatic polyamines & their derivate; salts thereof	222 354	3 425 057	948 498	16 070 960
2922110000	Monoethanolamina and its salts	177 256	1 338 138	262 496	2 130 326
2922120000	Diethanolamine and its salts	566 925	2 490 850	800 888	3 445 679
2922130000	Triethanolamine and its salts	78 001	1 908 666	158 640	3 767 267
2922191000	Ethambutol &its salts, esters&oth derivesuitable for produc of ant	229	102 797	6 214	1 360 258
2922192000	D-2-amino-n-butyl-alcohol	224	117 464	2 752	534 056
2922199000	Oth amino-alcohols,cont one kind of oxygfunc, their athers&ester;	70 188	667 034	771 412	8 472 483
2922210000	Amino hydroxynaphthalene sulphonic acids and their salts	136 272	2 321 275	727 889	7 901 905
2922290000	Oth amino naphthols&oth amino phenol cont one kind of oxygen fu	68 625	624 229	681 832	4 856 554
2922310000	Amfepramone (INN), methadone (INN) & normethadone (INN); sa	12	394	1 110	101 308
2922390000	Oth amino aldehydes, amino ketones&aminoquinones cont one ki	4 376	79 168	66 963	791 649
2922410000	Lysine and its esters; salts thereof	793 984	7 231 502	1 549 479	17 189 429
2922421000	Glutamic acid	1 010 152	8 455 850	1 426 996	12 382 950
2922422000	Monosodium glutamate (MSG)	1 754 487	21 452 026	2 175 690	25 585 169
2922429000	Oth salt of glutamic acid	510	82 439	8 013	440 734
2922430000	Anthranilic acid and its salts	121	5 821	1 404	30 759
2922491000	Mephenamic acid and its salts	25 055	699 310	269 389	6 283 907
2922499000	Oth amino acids, cont one kind of oxygenfunc & their esters; salt t	162 949	3 180 131	1 196 654	20 623 130
2922501000	P-aminosalicylic acid & its salts,esterand other derivatives	85 309	1 023 057	200 893	2 391 416
2922509000	Oth amino-alcohol/amino-acid-phenols&othamino compound w/	70 419	561 326	327 856	5 433 174
2923100000	Choline and its salts	664 725	11 628 223	858 029	14 865 987
2923201000	Lecithins, whether or not chemicallydefined	1 074 913	12 187 124	1 429 196	15 376 801
2923209000	Phosphoaminolipids, whether or notchemically defined	6 775	223 192	168 834	1 448 406

I.3. IMPOR MENURUT KOMODITI / IMPORT BY HS COMMODITY
***** DESEMBER/ DECEMBER 2012 *****

HS	Uraian Komoditi Commodity Description	Berat Bersih / Net Weight (Kg)		Nilai / Value C.I.F (US\$)	
		Bulan ini Current Month	Kumulatif Cum.Jan. to date	Bulan ini Current Month	Kumulatif Cum.Jan. to date
2923900000	Oth quarternary ammonium salts and hydroxides whether/not che	414 376	5 139 384	577 789	10 173 481
2924120010	Monocrotophos (ISO)	0	4 747	0	34 647
2924120090	Fluoroacetamide (ISO) & phosphamidon(ISO)	0	56 782	0	314 615
2924190000	Oth acyclic amides (incl acyclic carbamates) & their derivatives; sal	405 976	3 843 895	1 123 115	10 258 560
2924211000	4-ethoxyphenylurea (dulcin)	0	3 065	0	133 126
2924212000	Diuron and monouron	0	132 937	0	758 905
2924219000	Oth ureines & their derivatives; saltsthereof	20 999	342 515	32 466	1 777 484
2924230000	2-acetamidobenzoic acid(n-acetylantrhanilic acid) and its salts	0	125	0	15 327
2924291000	Aspartame	100 073	1 702 091	1 938 189	29 348 547
2924292000	Butylphenylmethyl carbamate, methylisopropyl phenyl carbamate	49 275	571 076	190 690	2 412 981
2924299010	Asetaminophen(paracetamol);salicylamide; ethoxybenzamide	640 600	6 629 906	2 369 723	24 445 109
2924299090	Oth cyclic amides(incl cyclic carbamate) and their derivatives; salts	126 367	1 780 483	953 786	13 322 011
2925110000	Saccharin and its salts	88 075	539 826	413 745	2 965 263
2925190000	Oth imides & their derivatives; saltsthereof	7 453	213 858	35 713	1 035 852
2925210000	Chlordimeform (ISO)	0	7 000	0	32 200
2925290000	Oth imines and their derivatives; andsalts thereof	17 405	389 935	127 547	3 609 184
2926100000	Acrylonitrile	1 015 877	7 516 292	1 866 876	15 038 156
2926200000	1-cyanoguanidine (dicyandiamide)	47 970	563 859	328 153	3 460 668
2926900000	Other nitrile-function compounds	98 563	1 293 626	1 987 623	35 717 099
2927001000	Azodicarbonamide	175 987	2 478 405	492 438	6 179 456
2927009000	Oth diazo-, azo- or azoxy-compounds	467 996	4 484 246	1 205 497	12 403 928
2928001000	Linuron	0	7 221	0	24 311
2928009000	Oth organic derivatives of hidrazine orof hydroxylamine	16 073	752 707	156 402	3 782 395
2929101000	Diphenylmethena dilsocyanata (MDI)	1 405 616	20 497 151	3 580 271	47 462 847
2929102000	Toluene dilsocyanate	2 543 590	36 861 401	6 271 441	85 811 433
2929109000	Oth isocyanates	157 642	3 692 107	395 092	7 525 012
2929901000	Sodium cyclamate	0	587 199	0	1 175 951
2929909000	Oth compounds with other nitrogen funct	2 965	72 426	26 472	356 521
2930200000	Thiocarbamates and dithiocarbamates	179 714	3 324 007	719 169	12 833 212
2930300000	Thiuram mono-, di- or tetrasulphides	20 937	220 675	49 799	624 217
2930400000	Methionine	2 135 592	24 733 201	8 428 201	104 595 242
2930500000	Captafol (ISO) & methamidophos (ISO)	0	6	0	206
2930901000	Dithocarbonates	74 800	834 090	261 114	3 210 470
2930909000	Oth organo-sulphur compounds	601 090	10 921 699	1 870 290	47 601 742
2931101000	Tetramethyl lead	2 000	261 323	5 500	1 145 384
2931102000	Tetraethyl lead	2 000	7 160	7 700	38 739
2931200000	Tributyltin compounds	0	195 226	0	841 098
2931902000	N-(phosphonomethyl) glycine and saltsthereof	1 571 363	23 791 986	7 149 599	90 611 621
2931903000	Ethephone	10 594	446 893	78 901	2 028 775
2931904100	Organo-arsenic compounds in liquid form	129 648	594 602	241 668	1 422 725
2931904900	Organo-arsenic compounds not liquid form	108 524	866 336	465 218	4 093 979
2931909010	Dimethyltin dicloride (DMTDCL)	147 950	1 801 651	642 788	10 958 993
2931909090	Oth of oth organo-inorganic compounds	104 825	1 770 575	429 503	4 683 263
2932110000	Tetrahydrofuran	29 571	373 997	120 781	1 550 938
2932120000	2-furaldehyde (furfuraldehyde)	60 030	348 263	104 731	683 679
2932130000	Furfuryl alcohol and tetrahydrofurfurylalcohol	32 326	1 050 349	62 574	2 305 101
2932190000	Oth comp cont an unfused furan ring(whet/not hydrogenated) in	16 369	124 430	411 875	5 100 151
2932200010	Coumarin, methylcoumarins andethylcoumarins	8 249	184 997	86 739	1 758 612
2932200090	Other lactones	70 592	1 187 550	498 596	9 657 466
2932920000	1-(1,3-benzodioxol-5-yl) propan-2-one	0	57	0	1 314
2932930000	Piperonal	0	71 651	0	1 944 681
2932950000	Tetrahydrocannabinols (all isomers)	0	470	0	90 520
2932991000	Carbofuran	92 110	1 374 173	1 695 393	23 721 606
2932999000	Oth compound contain unfused furan ring(whet/not hydrogenatec	104 648	1 961 393	1 727 033	22 019 237
2933111000	Dipyrone (analgin)	25 134	394 881	267 106	3 920 663
2933119000	Oth phenazone (antipyrin) and its derive	3 858	279 984	80 138	4 034 760
2933190000	Oth compound contain an unfused pyrazole ring (whet/not hydroc	28 110	324 936	1 901 690	17 021 998
2933210000	Hydantoin and its derivatives	2 284	254 283	143 529	819 958
2933291000	Cimetidine	750	25 284	10 225	735 784
2933299000	Oth compounds cont an unfused imidazolering (whet/not hydrohe	41 629	562 931	727 054	10 334 414
2933310000	Pyridine and its salts	127 003	1 180 091	461 170	5 008 906
2933320000	Piperidine and its salts	0	18	0	1 562
2933330000	Alfentanil (INN), anileridine (INN), bezitramide(INN),bromazepam(2	124	500	160 465
2933391000	Chlorpheniramine and isoniazid	20 817	128 229	214 145	2 527 882
2933393000	Paraquat salts	1 593 998	18 275 907	4 342 306	50 550 642
2933399000	Oth compound cont unfused pyridine ring(whet/not hydrogenatec	475 428	5 370 805	3 620 755	52 158 688
2933490000	Oth comp cont in struc a quinoline/isoquinoline ring-syst(whet/no	9 250	343 658	534 865	11 913 598
2933520000	Malonylurea (barbituric acid) and itsalts	0	35	0	12 633
2933530000	Allobarbital(INN), amoberbital(INN), barbital(INN),butalbital,butob.	800	929	27 760	40 912
2933540000	Other derivative of malonylurea (barbituric acid), salts thereof	142	192	6 771	16 725
2933591000	Diazinon	0	105 523	0	752 160

I.3. IMPOR MENURUT KOMODITI / IMPORT BY HS COMMODITY
***** DESEMBER/DECEMBER 2012 *****

HS	Uraian Komoditi Commodity Description	Berat Bersih / Net Weight (Kg)		Nilai / Value C.I.F (US\$)	
		Bulan ini Current Month	Kumulatif Cum.Jan. to date	Bulan ini Current Month	Kumulatif Cum.Jan. to date
2933599000	Oth comp cont pyrimidine ring (whet/nohydrogenated)/piperazin	47 116	971 868	1 251 712	23 455 666
2933610000	Melamine	1 198 720	19 988 832	1 632 411	26 240 864
2933690000	Oth comp cont unfused triazine ring(whet/not hydrogenated) in st	880 827	8 876 425	1 731 823	16 227 708
2933710000	6-hexanelactam (epsilon-caprolactam)	3 145 538	37 155 392	7 529 058	95 702 854
2933720000	Clobazam (INN) and methyprylon (INN)	10	40 099	106 811	430 762
2933790000	Oth lactams oth than 6-hexanelactam &clobazam & methyprylon	17 189	360 570	114 029	4 021 486
2933910000	Alprazolam(INN), camazepam,chlordiazepoxide(INN), clonazepam,	34	4 484	19 413	1 185 207
2933991000	Mebendazole or parbendazole	14 455	135 803	137 510	2 438 609
2933999000	Oth heterocyclic compounds with nitrogenhetero-atom(s) only	116 306	832 501	1 729 785	21 128 522
2934100000	Compounds contain unfused thiazole ring(whet/not hydrogenated)	2 622	150 875	107 294	3 575 444
2934200000	Compound containing in structure a benzothiazole ring-system, nc	56 972	1 850 541	248 262	7 090 733
2934300000	Compound containing in structure a phenothiazine ring-system,no	12 025	175 075	89 939	2 015 144
2934910000	Aminorex(INN), brotizolam(INN), clotiazepam,cloxazolam,pemolin	0	6 175	0	51 576
2934991000	Nucleic acid and its salts	36 681	559 549	391 454	7 606 736
2934992000	Sultones, sultams, diltiazem	498	36 713	173 966	5 168 090
2934993000	6-amino penicillanic acid	0	31 751	0	561 325
2934994000	3-azido-3- deoxythymidine	0	22 144	0	146 714
2934995000	Oxadiazon, with a minimum purity of 94%	0	141	0	9 645
2934999000	Other nucleic acids&their salts,whet/not chemically define;oth hei	64 778	1 202 790	2 590 548	46 039 392
2935000000	Sulphonamides.	117 010	2 175 059	1 008 905	28 882 684
2936210000	Vitamins A & their derivatives	17 194	340 946	414 253	9 517 802
2936220000	Vitamins B1 & its derivatives	15 395	262 048	269 546	7 334 206
2936230000	Vitamin B2 & its derivatives	13 944	160 514	388 702	5 309 350
2936240000	D- or dl-pantothenic acid (vit B3 orvit B5) & its derivatives	59 652	579 952	490 725	6 060 992
2936250000	Vitamin B6 & its derivatives	27 648	336 261	512 707	7 422 599
2936260000	Vitamin B12 & its derivatives	1 376	50 011	268 799	4 474 400
2936270000	Vitamin C & its derivatives	120 097	3 188 502	1 349 350	21 232 251
2936280000	Vitamin E & its derivatives	48 860	898 897	1 344 161	23 864 238
2936290000	Oth vitamins & their derivatives	62 298	1 452 358	674 027	16 081 805
2936900000	Provitamin, incl natural concentrates,&its derivative for vit, intern	259 134	3 187 924	1 892 364	24 341 983
2937190000	Oth polypeptide/protein/glycoprotein&hormones,its derivative&stu	215	906	183 864	328 810
2937210000	Cortisone,hydrocortisone, prednisone&prednisolone (dehydrohyd	952	6 069	473 060	4 519 277
2937220000	Halogenated derivatives of corticosteroidal hormones	232	3 917	865 341	8 126 015
2937230000	Oestrogens & progestogens	681	7 665	523 195	13 492 587
2937290000	Oth steroidal hormone, their derivative&structural analogues	383	2 988	974 481	5 871 598
2937500000	Prostaglandins,thromboxanes&leukotrienes ,their derivatives & st	2	42	4 100	107 900
2937901000	Hormones of oxygen-function amino-compounds	20 000	128 152	194 000	1 332 596
2937909000	Oth hormone, its derivative & structural analogues	408	5 147	101 819	1 366 830
2938100000	Rutoside (rutin) & its derivatives	840	4 008	76 251	260 972
2938900000	Oth glycoside, natural/reprodc by synth& their salts,ethers,esters	3 366	61 193	361 812	3 003 202
2939111000	Concentrates of poppy straw and saltsthereof	1	1	29 000	29 000
2939119000	Buprenorphine,codein,ethylmorphin,etorpine,heroin,morphine,ox	0	6	0	3 074
2939190000	Oth alkaloids of opium & their derivates; salts thereof	1	4 988	3 500	1 262 897
2939201000	Quinine and it salts	0	1 001	0	111 038
2939209000	Oth alkaloid of cinchona and heir derivatives; salts thereof, oth tha	0	539	0	56 620
2939300000	Caffeine & its salts	22 507	693 721	246 503	5 961 670
2939410000	Ephedrine & its salts	0	9 279	0	514 395
2939420000	Pseudoephedrine (INN) & its salts	2 425	51 594	142 121	2 890 044
2939490010	Phenylpropanolamine HCl (PPA)	475	27 945	21 725	1 264 026
2939490090	Oth ephedrines and their salts oth thanephedrin, pseudo, cathine	0	2	0	172
2939510000	Fenetyline(INN) & its salts	0	1 473	0	74 500
2939590000	Oth theophylline & aminophylline & theirderivative;salts thereof, (12 748	312 409	548 596	3 506 539
2939620000	Ergotamine (INN) & its salts	0	5	0	45 211
2939630000	Lysergic acid & its salts	0	7	0	58 096
2939690000	Oth alkaloids of rye ergot &its derivative; salts thereof	3	108	80 000	374 769
2939919000	Ecgonine,levometamfetamine,metamfetamine,metamfet racemat	0	250	0	23 075
2939991000	Nicotine sulphate	6	2 296	1 161	114 747
2939999000	Oth vegetable alkaloids, natural/reprodc by synthesis;their salts,eth	1 320	33 507	313 528	3 922 564
2940000000	Sugars, chemically pure oth than sucrose,lactose, maltose, glucose	173 785	2 222 784	1 067 004	9 984 937
2941101100	Amoxicillins & its salts, non-sterile	23 693	129 326	794 158	4 233 612
2941101900	Amoxicillins & its salts, sterile	93 917	764 432	2 757 070	20 607 168
2941102000	Ampicillin & its salts	6 550	131 489	1 342 884	11 521 189
2941109000	Oth penicillins &their derive w/ penicillanic acid structure; salt the	2 189	72 283	222 248	9 453 718
2941200000	Streptomycins & their derivatives; saltthereof	0	83 769	0	442 251
2941300000	Tetracyclines & their derivatives; saltthereof	9 249	323 305	171 471	6 130 448
2941400000	Chloramphenicol & its derivatives; saltthereof	16 628	119 601	474 696	3 772 823
2941500000	Erythromycin & its derivatives; saltthereof	4 223	75 883	303 292	8 562 423
2941900000	Oth antibiotics	76 978	1 497 852	5 814 731	58 315 074
2942000000	Oth organic compounds.	149 429	1 696 680	969 291	14 359 752
3001200000	Extracts of glands or oth organs or oftheir secretions, for organo-tl	693	3 940	31 671	318 156
3001900000	Gland&oth organ for organo-therapeutic&human/animal substanc	61	9 061	14 290	123 179

I.3. IMPOR MENURUT KOMODITI / IMPORT BY HS COMMODITY
***** DESEMBER/DECEMBER 2012 *****

HS	Uraian Komoditi Commodity Description	Berat Bersih / Net Weight (Kg)		Nilai / Value C.I.F (US\$)	
		Bulan ini Current Month	Kumulatif Cum.Jan. to date	Bulan ini Current Month	Kumulatif Cum.Jan. to date
3002101000	Plasma protein solutions	676	11 794	243 205	3 061 219
3002103000	Antisera&modified immunological productwhet/not modified/obt	3 933	53 976	1 463 292	13 812 301
3002109000	Oth blood fractions, whet/not modified/obtain by biotechnologica	6 692	57 425	3 265 698	19 984 479
3002201000	Tetanus toxoid	0	100	0	30 150
3002202000	Pertusis, measles, meningitis or poliovaccines	7 057	14 660	6 145 993	13 535 612
3002209010	Hepatitis vaccine	2 551	17 221	529 724	4 639 308
3002209090	Oth vaccines for human medicine oth than tetanus,partusis,messk	6 621	66 979	3 169 605	30 307 686
3002300000	Vaccines for veterinary medicine	54 499	848 106	2 759 035	31 755 902
3002900000	Human blood;animal blood for therapeutic,prophylactic/diagnosti	17 739	159 152	804 847	10 378 394
3003101000	Medicaments cont amoxicillin (INN) or itsalts, not for retail sale	0	8 395	0	46 750
3003109000	Oth medcn cont penicillins /derivative'sw/ penicillanic acid stru,no	142	240 856	34 944	513 514
3003200000	Medicaments containing oth antibiotics	15 117	17 493	300 957	1 150 816
3003390000	Medicaments cont hormon oth insulin/prodhead 2937 not cont ar	3 300	45 341	49 900	1 260 137
3003400010	Medicaments containing quinine and itsalts, not for retail sale	0	5	0	383
3003400090	Medicament cont alkaloid/driv not containhormone/head 2937/an	99	5 317	89 440	2 008 201
3003900000	Oth medicaments cont mix _2 constituentsfor therapeutic/prophy	233 874	650 805	926 813	10 348 335
3004101500	Medicaments cont penicillin G (excl penicilin G benzathine),pheno	0	102	0	1 779
3004101600	Medicaments cont ampicillin,amoxycillin/their salts, of a kind take	250	24 369	3 500	160 579
3004101900	Oth medicaments cont penicillins/theirderivatives, in doses/for re	21 270	154 619	665 204	4 775 851
3004102100	Medicaments cont streptomycins/derivativ, in ointment form, in d	8	26	390	1 168
3004102900	Medicaments cont streptomycins/derivativ,other than ointment fr	518	13 393	271 325	2 456 361
3004201000	Medicaments cont gentamycin, lincomycin,sulfamethoxazole/deri	119	521	1 450	326 777
3004203100	Medicaments cont erythromycin/its derivative for taking orally, fo	2 085	25 422	8 879	414 739
3004203900	Oth medicaments cont erythromycin/derive,oth for taking orally/c	201	3 889	173 791	847 885
3004207100	Medicaments cont tetracycline/chloramphenicols/derive for taker	0	16 125	0	100 236
3004207900	Medicaments cont tetracycline/chloramphenicols/derive oth taker	12 036	99 756	111 671	855 801
3004209100	Oth medicaments cont oth antibiotics for taking orally/ointment fr	51	3 305	18 711	1 131 285
3004209900	Oth medicaments cont oth antibiotics oth taking orally/ointment f	35 025	498 260	699 813	13 710 528
3004310000	Medicaments contain insulin-but not contantibiotics, in doses/for	3 905	58 707	1 697 957	27 258 871
3004324000	Medicaments cont hydrocortisone sodiumsuccinate/fluocinolone ;	120	1 348	1 801	13 605
3004329000	Oth med cont corticosteroid hormon,theirderivative/struc analog,	587	20 446	78 171	2 241 288
3004405000	Oth med cont hormon oth than coricosteroid&insulin,not cont ant	79 593	345 078	1 326 393	20 018 859
3004401000	Medicaments cont morphine/its derivative ,for injection, in doses	0	558	0	54 094
3004402000	Medicaments cont quinine hydrochloride/dihydro-chlorid,for injec	0	1 770	0	91 901
3004404000	Medicaments cont quinine/its salts/ antimalaria subtc oth than he	818	7 321	40 023	518 173
3004405000	Medicaments cont papaverine/berberine,of taken orally,in doses	0	1 305	0	127 200
3004409010	Medicaments cont morphine/its derivative,for taking orally, in dos	0	575	0	439 279
3004409090	Medi cont oth alkaloids/derive thereof,not cont hormones/antibic	15 594	147 583	377 514	5 651 260
3004501000	Oth medicament cont vitamins of a kindsuitable for children in syr	0	70 426	0	555 897
3004502100	Oth medicament cont vitamins > 1 of kind taken orally	15	50	6 675	22 925
3004502900	Oth medicament cont vitamins>1 oth thanof kind taken orally	5 968	48 323	305 341	2 083 766
3004509100	Oth medicaments cont vitamins A,B or C	147	12 683	70 029	733 215
3004509900	Oth medicament cont vitamin (oth than A,B,C) or oth products of l	14 372	266 532	456 655	7 822 205
3004901000	Transdermal therapeutic systems patchesfor cancer treatment or l	8 987	49 610	291 058	6 574 844
3004902000	Closed sterile water for inhalation,pharmaceutical grade	0	3 723	0	380 247
3004903000	Antiseptics	67 165	482 098	238 097	2 650 690
3004904100	Anaesthetics containing procainehydrochloride	0	671	0	1 354
3004904900	Oth anaesthetics oth than cont procainehydrochloride	717	25 495	172 651	2 784 256
3004905200	Analgesics,antipyretics & oth med contchlorphenimamine maleate	0	40	0	28 564
3004905300	Analgesics,antipyretics & oth med contdeclofenac, of kind taken o	6	17 889	2 550	215 573
3004905400	Analgesics,antipyretics & oth med contpiroxicam (INN) or ibuprofe	0	90	0	460
3004905500	Oth analgesic,antipyretic&oth cough/coldmedicament, in liment	107	756	7 027	42 948
3004905990	Oth analgesics,antipyretics & oth cough/cold medicmn, whet/not i	2 383	36 337	303 289	2 879 615
3004906100	Antimalarials cont artemisinin, artesunate or chloroquine	190	3 037	13 950	222 600
3004906300	Other antimalarials used for herbalmedicaments	0	4	0	8
3004906900	Oth antimalarials oth than use forherbal medicaments	0	3 822	0	24 243
3004907100	Anthelmintic containing piperazine ormebendazole (INN)	167	545	710	6 595
3004907200	Other anthelmintic use for herbalmedicaments	0	2 703	0	6 310
3004907900	Other anthelmintic oth than use forherbal medicaments	1 040	2 918	83 200	232 015
3004908100	Oth med for cancer,HIV/AIDS/oth intractable disease cont deferox	1 171	7 461	115 185	1 263 952
3004908200	Anti HIV/AIDS medicaments	2 068	9 517	646 587	2 756 551
3004908900	Oth medicaments for other intractablediseases oth than HIV/AIDS	9 892	47 353	2 581 624	46 991 229
3004909100	Oth medicam cont sodium chloride/glucose, for infusion	477 573	6 210 817	518 860	10 949 639
3004909200	Oth medicam cont sorbitol/salbutamol for infusion	4 362	171 899	172 299	1 251 583
3004909300	Oth medicam cont sorbitol/salbutamol inother form	0	44 330	0	26 751
3004909400	Oth medicam cont cimetidine/ranitidine,oth than for injection/infi	2 524	40 172	237 535	11 705 987
3004909500	Oth med cont phenobarbital, diazepam/chlorpromazine oth than f	0	5 971	0	237 472
3004909600	Nasal drop med cont naphazoline,xylometazoline/oxymetazoline,	0	1 268	0	9 740
3004909800	Other medicament for herbal medicaments, for retail sale	100 651	1 186 926	254 806	2 511 722
3004909900	Other medicaments oth than herbal medicaments, for retail sale	801 171	112 357 355	13 329 444	212 294 123
3005101000	Adhesive dressing&oth articles w/ adhesive layer,impregnate/coat	0	93 127	0	1 160 866

I.3. IMPOR MENURUT KOMODITI / IMPORT BY HS COMMODITY
***** DESEMBER/DECEMBER 2012 *****

HS	Uraian Komoditi Commodity Description	Berat Bersih / Net Weight (Kg)		Nilai / Value C.I.F (US\$)	
		Bulan ini Current Month	Kumulatif Cum.Jan. to date	Bulan ini Current Month	Kumulatif Cum.Jan. to date
3005109000	Adhesive dressing&oth articles w/ adhesive layer than impreg/coa	5 182	81 453	58 415	1 202 480
3005901000	Bandages,impregnated/coated w/ pharmacysubst,for retail for me	24 182	563 736	311 640	3 725 772
3005902000	Gauze, impregnated/coated w/ pharmacysubst,for retail for medic	17 041	151 528	185 805	1 436 948
3005909000	Wadding&similar articles,impregnated/coate w/pharmacy subst,fr	5 496	90 231	215 384	3 686 326
3006101000	Sterile absorbable surgical/dental yarn; sterile surgical/dental adhi	1 079	24 741	212 541	844 812
3006109000	Sterile surgical catgut,sterile adhesive tissue for surgicl wound clos	6 553	58 328	1 502 970	10 694 203
3006200000	Blood-grouping reagents	2 232	15 004	533 264	2 769 930
3006301000	Barium sulfate (for taking orally)	0	5 638	0	2 455
3006302000	Reagents of microbial origin of kindsuitabel for veterinary biologic	290	2 522	12 553	107 496
3006303000	Oth microbial diagnostic reagents	200	430	10 269	40 010
3006309000	Oth opacifying prep for x-ray exam;othdiagnostic reagents designe	3 107	76 649	165 541	4 410 348
3006401000	Dental cements & oth dental fillings	2 376	93 567	104 429	797 237
3006402000	Bone reconstruction cements	0	184	0	15 238
3006500000	First-aid boxes & kits	6 641	55 328	36 398	538 846
3006600000	Chemical contraceptive prep based on hormones/on product heac	1 036	29 405	79 007	1 319 758
3006700000	Gel prep designe used in human/vet medic as lubricant for parts o	1 673	52 035	237 620	4 074 057
3006910000	Appliances identifiable for ostomy use	0	904	0	280 385
3006929000	Waste pharmaceuticals of medic oth thanfor treatment of cancer,	603	1 430	2 296	24 065
3101001100	Supplement fertilizers in liquid form,not chemical treat-of solely v	0	256 851	0	538 179
3101001200	Supplement fertilisers in liquid form,chemical intreated of solely v	47 126	351 190	28 307	66 271
3101001900	Oth supplement fertilisers chem/not chem treated oth than liquid	562 880	3 589 632	344 834	2 322 417
3101009100	Suppllement fertilisers, in liquid form, not chemically treated of ani	250	71 909	272	328 159
3101009200	Supplements fertilisers of animal origin(oth than guano), chemical	9 948	10 364	27 234	29 154
3101009900	Oth animal/vegetable fertilisers,mixing/chemical treat of animal/v	0	63 133	0	33 204
3102100000	Urea, whether/not in aqueous solution	44 002 012	145 871 724	17 801 095	61 584 125
3102210000	Ammonium sulphate	20 557 500	820 346 119	5 086 570	203 341 643
3102290000	Double salts & mix of ammonium sulphate& ammonium nitrate	60 017	5 007 443	66 281	1 710 769
3102300000	Ammonium nitrate, whether/not in aqueous solutions	38 713 280	371 965 384	23 866 939	219 381 341
3102400000	Mixture of ammonium nitrate with calcium carbonate/oth inorgar	0	1 952 457	0	790 622
3102500000	Sodium nitrate	762 000	7 986 723	358 677	4 106 647
3102600000	Double salts & mixtures of calciumnitrate & ammonium nitrate	2 205 170	12 687 351	850 981	5 021 596
3102800000	Mixtures of urea & ammonium nitrate inaqueous or ammoniacal s	0	500	0	4 480
3102900000	Oth mineral/chem fertilisers,nitrogenous,incl mixt not specified in	0	10 189 894	0	4 814 479
3103101000	Superphosphates in feed grade	69	69	129	129
3103109000	Superphosphates not feed grade	11 373 700	715 191 800	4 317 829	291 538 897
3103901000	Calcined phosphetic fertilisers	0	50 000	0	10 050
3103909000	Other mineral or chemical fertilisers,phosphatic, oth than superph	113 243 663	1 255 879 046	16 338 265	176 979 742
3104200000	Potassium chloride	72 878 314	2 476 695 782	34 351 501	1 240 580 987
3104300000	Potassium sulphate	83 058	1 829 451	61 062	1 257 624
3104900000	Other mineral/chemical fertilisers,potassic,oth than potassium chl	1 869 070	39 231 702	977 489	23 310 490
3105102000	Min/chem fert cont 2/3 of nitrogen,phosphorus&potassium,in tab	0	2 627 707	0	1 563 135
3105109000	Oth min/chem fert cont 2/3 of nitrogen,phosp&potass,in tabs/sim	201	2 114 275	9 751	1 266 222
3105200000	Mineral/chemical fertiliser contan 3 elements nitrogen,phosphoru	14 840 995	288 599 571	9 280 831	169 487 741
3105300000	Diammonium hydrogenorthophosphate(diammonium phosphate)	8 180 200	215 808 369	4 859 039	131 405 960
3105400000	Ammonium dihydrogenorthophosphate (monoammon phosph)&r	22 000	34 313 265	29 260	22 831 016
3105510000	Oth mineral/chemical fertilisers contain nitrates & phosphates	67 258	5 040 263	27 867	2 127 834
3105590000	Oth mineral/chemical fertilisers contain nitrogen&fosfor, than nitr	251 378	46 775 453	601 617	22 397 124
3105600000	Mineral/chemical fertilisers contain 2fertilising element phosphori	0	123 908	0	129 702
3105900000	Oth mineral/chemical fertiliser cont 2/3elements nitrogen,phosph	330 788	58 992 597	145 618	30 345 477
3201100000	Quebracho extract	2 406	305 765	6 395	604 731
3201200000	Wattle extract	47 538	450 776	73 581	686 782
3201901000	Gambier	0	4 722	0	37 248
3201909000	Oth tanning extract of vegetable origin;tannine & their salts,esters	1 007	51 676	1 872	343 231
3202100000	Synthetic organic tanning substances	288 447	2 810 971	532 401	4 900 290
3202900000	Inorganic tanning subst;tanning prep whe/not cont natura tanning	81 534	2 873 166	193 490	4 250 371
3203001000	Coloring matter of vegetable or animalsuitable for use in food/drir	24 546	169 137	309 273	3 642 163
3203009000	Coloring matter of vegetable/animal notsuitable for use in food/di	2 005	70 340	320 072	1 288 420
3204111000	Disperse dyes & preparations based thereon, crude	824 546	9 743 609	3 560 044	43 734 957
3204119000	Disperse dyes & preparations based thereon, oth than crude	886 827	9 105 940	3 707 475	49 073 434
3204121000	Acid dyes whether or not premetallised & preparations based ther	42 788	816 539	251 475	4 723 298
3204129000	Mordant dyes& preparations based thereon	20 546	298 768	118 414	2 273 880
3204130000	Basic dyes & preparations based thereon	52 854	667 682	284 958	4 004 216
3204140000	Direct dyes & preparations based thereon	351 450	5 363 227	1 707 580	22 746 091
3204150000	Vat dyes(incl those usable in that state as pigments) &preparation	193 940	3 034 918	1 131 745	18 714 455
3204160000	Reactive dyes&preparations based thereon	834 060	11 293 853	3 640 180	49 925 687
3204170010	Synthetic organic pigment in powder form	682 944	9 524 896	6 146 955	88 756 900
3204170090	Other pigment&preparations based thereonoth than in powder fo	557 469	6 478 281	3 261 547	39 772 283
3204190000	Oth synth organic coloring matter, inclmix of color subhead 3204.	437 703	5 549 716	1 040 249	15 662 039
3204200000	Synthetic organic prods of a kind usedas fluorescent brightening a	369 809	4 492 951	1 875 007	26 790 057
3204900000	Oth synthetic organic coloring, matter,w/ or not chemically define	115 498	3 275 477	624 521	11 876 910
3205000000	Color lakes;preparations as specified inthis chap based on color la	134 118	1 490 980	551 146	5 857 016

I.3. IMPOR MENURUT KOMODITI / IMPORT BY HS COMMODITY
***** DESEMBER/DECEMBER 2012 *****

HS	Uraian Komoditi Commodity Description	Berat Bersih / Net Weight (Kg)		Nilai / Value C.I.F (US\$)	
		Bulan ini Current Month	Kumulatif Cum.Jan. to date	Bulan ini Current Month	Kumulatif Cum.Jan. to date
3206111000	Pigment base on titanium dioxide contain by weight _ 80 % on dry	4 431 730	64 340 432	14 070 529	223 689 675
3206119000	Preparate base on titanium dioxide contain by weight _ 80 % on di	436 847	6 208 994	1 407 750	21 789 192
3206191000	Pigment base on titanium dioxide contain by weight < 80 % on dry	81 151	1 611 345	477 022	8 507 816
3206199000	Preparate base on titanium dioxide contain by weight < 80 % on di	101 001	1 649 237	522 443	8 033 873
3206201000	Chrome yellow,chrome green,molybdateorange/red base on chroi	151 125	1 420 062	619 200	6 119 868
3206209000	Oth pigments & preparations based onchromium compounds	668	239 518	107 769	1 706 494
3206411000	Preparations based on ultramarine	3 428	65 623	48 408	371 217
3206419000	Ultramarine	175 962	1 862 192	314 733	3 637 490
3206421000	Preparations based on zinc sulphide	2 849	114 983	18 192	202 958
3206429000	Litophone & oth pigments based on zincsulphide	56 118	1 009 432	78 574	2 339 125
3206491000	Preparations of other colouring matter	251 922	2 534 876	539 873	8 912 553
3206499000	Other colouring matter other than ultramarine & lithopone	247 793	3 409 633	1 759 827	22 868 574
3206501000	Preparations of inorganic pigment of akind used as luminophores	31 726	348 500	205 393	2 744 134
3206509000	Oth inorganic pigment/colouring matterof a kind used as luminopl	71 765	1 259 949	330 416	9 112 394
3207100000	Prepared pigments, prep opacifiers prepcolors & similar prep	808 144	9 429 175	3 208 557	36 730 772
3207201000	Enamel frits	447 819	6 400 338	425 412	7 018 536
3207209000	Oth vitrifiable enamels & glazes, engobe (slips) similar prep	2 247 386	25 289 818	1 601 437	20 932 273
3207300000	Liquid lustres & similar preparations	62 764	405 027	258 846	4 114 367
3207400000	Glass frit & oth glass, in the form ofpowder granules or flakes	7 856 872	91 846 817	4 287 964	50 864 599
3208101100	Varnishes>100-c hr,based on polyesterfor dental use, dispersed in	1 060	11 653	49 948	405 185
3208101900	Oth varnishes based on polyesters <100-c hr,disper in a nonaqueo	29 385	749 871	298 629	3 906 378
3208109000	Other paints & varnishe (incl enamels & lacquers)polyester dispers	340 638	4 220 303	1 574 074	23 375 281
3208204000	Anti-fouling/anti-corrosive paints forships hull base on acrylic/viny	62 028	1 475 970	268 199	5 738 948
3208207000	Varnishes (including lacquers), of akind used in dentistry	12 020	187 402	40 733	532 576
3208209000	Other paints & varnishes (incl enamels&lacquers) based on acrylic.	570 302	6 454 569	2 896 132	34 077 727
3208901100	Varnishes (incl.lacquers),exceed >100-cheat-resistant used in dent	2 471	37 204	27 121	383 442
3208901900	Varnishes (incl.lacquers),exceed >100-cheat-resistant used in oth t	366 715	5 842 170	1 975 664	30 053 314
3208902100	Varnishes (incl.lacquers),exceed <100-cheat-resistant used in dent	10 046	83 775	81 729	544 961
3208902900	Varnishes (incl.lacquers),exceed <100-cheat-resistant used in oth t	189 437	2 434 352	1 134 750	13 439 061
3208909000	Oth paints & varnishes dispersad/dissolved in a nonaqueous med	600 753	7 793 039	3 193 053	40 767 037
3209101000	Varnishes(inc lacquer)>100-c hr-acrylicvinyl polymer, dispersed in	319 213	3 076 309	756 421	6 628 752
3209104000	Leather paints-based on acrylic or vinyl polymers dispers in a aque	125	35 859	1 542	612 392
3209105000	Anti-fouling/corrosive paints for shipshulls based on acrylic/vynil p	232 808	1 647 075	547 931	4 497 144
3209109000	Oth paints & varnishes dispersedaqueous/dissolved in aqueuos mec	1 087 969	5 049 694	2 093 791	15 194 691
3209900000	Oth paints based on others varnishesdispers in a aqueous medium	622 668	6 276 084	1 828 002	20 698 977
3210001010	Varnishes (incl lacq) exc > 100-c hrresist of a kind used for finish le	32 137	58 153	119 306	302 277
3210001090	Varnishes (incl lacq) exc < 100-c hrresist of a kind used for finish le	15 789	596 700	34 473	2 297 096
3210002000	Distempers of a kind used for finishingleather	0	928	0	20 267
3210003000	Prepared water pigments of a kind usedfor finishing leather	31 436	244 772	96 900	728 042
3210005000	Polyurethane tar coating of a kind usedfor finishing leather	5 564	245 656	134 100	2 774 348
3210009100	Oth anti-fouling/corr paints for ships,hulls based on polyurethane	88	93 197	3 690	338 990
3210009900	Other paints & varnishes of a kind usedfor finishing leather	108 586	924 036	455 579	4 069 045
3211000000	Prepared driers	179 435	1 698 214	547 234	5 488 349
3212100000	Stamping foils	54 457	864 431	303 254	6 530 159
3212901100	Aluminium paste	163 422	1 979 015	972 563	13 223 789
3212901300	White lead dispersed in oil	6 977	231 307	32 061	1 840 500
3212901400	Oth pigments of aluminium paste, whitelead dispersed in oil for le	37 906	507 013	236 733	2 367 929
3212901900	Oth than pigments of aluminium paste,white lead dispersed in oil i	122 432	2 358 005	531 882	8 161 039
3212902100	Dyes and oth coloring matter put of informs or packing in the food	48	129	299	880
3212902200	Oth dyes used in the food or drinkindustries	2 179	3 878	14 239	21 971
3212902900	Oth than dyes in the food or drinkindustries	72 969	668 214	502 134	5 042 136
3213100000	Colours in tablet, tube, jar, bottle,pan, similar form or packing for :	125 786	1 259 897	200 085	3 454 883
3213900000	Oth color not in tablet, tube, jar,bottle, pan/similar form/packing	30 525	260 680	46 695	477 478
3214100000	Glaziers putty, grafting putty, cementscaulking compound	526 133	5 627 717	1 352 449	19 753 175
3214900000	Oth glaziers putty, grafting putty,cements caulking compound	749 219	10 348 567	2 420 774	23 771 529
3215111000	Printing uv curable inks-black	6 493	160 452	52 781	1 264 130
3215119000	Printing inks other than uv curableinks- black	299 833	3 200 617	5 831 667	85 146 893
3215190000	Printing inks, other than black	535 417	8 201 163	4 284 603	59 243 625
3215901000	Carbon mass for one time carbon paper	323	13 313	603	112 034
3215906000	Drawing ink and writing ink	39 768	396 439	473 148	4 043 440
3215907000	Ink of a kind suitable for use withduplicating machines of heading	10 300	36 375	281 159	519 075
3215909000	Oth ink of a kind suitable for use withduplicating machines of heac	89 136	1 453 170	660 229	11 137 548
3301120000	Essential oils of citrus of orange	58 362	677 976	459 631	6 568 086
3301130000	Essential oils of citrus of lemon	5 650	115 506	122 866	3 057 304
3301190000	Other essential oils of citrus fruit	2 380	95 567	55 858	2 218 917
3301240000	Essential oils - of peppermint(mentha piperita)	2 824	77 004	35 251	1 410 318
3301250000	Essential oils - oth of peppermint(mentha piperita)	15 423	138 032	170 377	1 400 931
3301290010	Oth essential oil of lemon grass,citronella, nutmeg, cinnamon, ginc	559	3 557	9 014	65 968
3301290020	Oth essential oils of sandalwood	3 799	13 424	11 497	430 513
3301290090	Oth essential oils-oth thanpharmaceutical grade	524 816	13 304 874	6 742 353	40 761 976
3301300000	Resinoids	2 347	133 399	46 800	2 092 885

I.3. IMPOR MENURUT KOMODITI / IMPORT BY HS COMMODITY
***** DESEMBER/DECEMBER 2012 *****

HS	Uraian Komoditi Commodity Description	Berat Bersih / Net Weight (Kg)		Nilai / Value C.I.F (US\$)	
		Bulan ini Current Month	Kumulatif Cum.Jan. to date	Bulan ini Current Month	Kumulatif Cum.Jan. to date
3301901000	Aqueous distillates & solutions of essential oils suitable for medicinal purposes	100	5 143	2 500	121 182
3301909000	Other essential oils (terpeneless or not), including concretes & absolutes; resinoids	38 518	699 563	653 645	10 646 253
3302101000	Odoriferous alcoholic preparations for the alcoholic beverages, liquid form	0	25 877	0	130 274
3302109000	Other mixed or odoriferous of a kind used in the food or drink industry	244 342	2 820 960	3 329 384	35 086 285
3302900000	Other preparations based on odoriferous substances for the manufacture of perfumes	1 383 833	19 897 304	21 350 275	318 041 703
3303000000	Perfumes & toilet waters	82 111	1 673 855	5 064 444	84 739 634
3304100000	Lip make-up preparations	40 197	345 843	926 119	8 638 913
3304200000	Eye make-up preparations	60 817	597 548	1 628 122	15 080 465
3304300000	Manicure or pedicure preparations	12 723	81 966	149 342	970 337
3304910000	Beauty or make-up preparations powders, whether or not compressed	37 901	1 188 468	589 409	12 548 230
3304992000	Anti-acne creams	802	4 628	19 164	161 152
3304993000	Other face or skin creams & lotions	220 066	3 354 346	3 256 466	40 837 109
3304999000	Other than anti-acne creams and other face or skin creams & lotions	655 510	5 459 620	7 791 774	65 873 790
3305101000	Having anti-fungal shampoo	849 575	7 796 627	2 942 888	26 841 777
3305109000	Other having anti-fungal shampoo	1 557 398	25 981 753	5 270 232	90 409 152
3305200000	Preparations for permanent waving or straightening	21 109	264 273	149 872	1 499 055
3305300000	Hair lacquers	114 896	895 831	258 663	3 278 933
3305900000	Other preparations for use on the hair	797 774	5 943 375	3 528 227	30 016 373
3306101000	Prophylactic pastes & powders	195 843	2 749 542	1 076 659	16 012 886
3306109000	Other prophylactic pastes & powders	10 821	258 106	73 162	1 086 316
3306200000	Yarn used to clean between the teeth (dental floss)	1 024	4 403	5 526	100 401
3306900000	Other yarn used to clean between the teeth (dental floss)	262 710	774 145	524 791	1 656 710
3307100000	Pre-shave, shaving or after-shave preparations	8 363	85 742	50 942	693 817
3307200000	Personal deodorants & antiperspirants	176 357	2 004 977	1 789 989	19 544 119
3307300000	Perfumed bath salts & other bath preparations, deodorant room incense preparations used in religious rites	206 100	1 734 651	474 695	3 841 630
3307411000	Scented powders (incense) of a kind used during religious rites	203 533	1 804 038	129 117	1 228 175
3307419000	Other scented powder (incense) of a kind used during religious rites	101 751	1 362 428	112 163	1 487 494
3307491000	Room perfuming preparations, whether or not having disinfectant	170 285	998 512	879 965	6 058 762
3307499000	Other preparations for perfuming or deodorizing rooms, including odoriferous preparations	14 663	426 205	48 140	2 994 044
3307901000	Animal toilet preparations	10 292	89 789	30 210	303 182
3307903000	Papers & tissues, impregnated or coated with perfume or cosmetic	103 890	435 459	175 962	870 959
3307904000	Other perfumery or cosmetics, including depilatories	8 338	29 064	62 115	254 603
3307905000	Contact lens solution	33 437	376 294	162 338	1 904 622
3307909000	Other animal toilet preparations, paper & tissue other perfume or cosmetic	70	33 827	756	772 734
3401111000	Soap, organic surface-active-for toilet use-medicated products	2 614	89 443	20 639	188 588
3401112000	Bath soap	960 674	7 338 887	2 125 440	15 171 097
3401113000	Other of felt or nonwovens, impregnated, coated or covered with soap or detergent	1 491	7 932	14 438	75 965
3401119000	Other medicated product & other of felt or nonwovens, impregnated, coated with soap or detergent	48 108	257 322	84 500	1 427 463
3401191000	Other of felt/nonwovens impregnated, coated with soap or detergent	0	25 468	0	144 526
3401199000	Other of felt or nonwovens, impregnated, coated or covered with soap or detergent	381 595	2 102 017	754 538	6 204 386
3401202000	Soap chips	2 432	10 435	6 354	84 572
3401209100	Soap of a kind used for flotation deinking or recycled paper	20 000	43 700	26 660	69 340
3401209900	Other soap of a kind used for flotation deinking or recycled paper	73 180	453 002	85 426	783 385
3401300000	Organic surface-active product & preparation for washing the skin in the liquid/cream form	52 969	478 065	707 953	6 296 996
3402111000	Sulphated fatty alcohols	175 869	2 673 431	309 838	5 476 924
3402114000	Sulphanated alkylbenzene	225 512	1 826 302	361 536	4 016 768
3402119100	Wetting agents of a kind used in the manufacture of herbicides	317 748	1 658 830	1 008 646	5 590 183
3402119900	Other anionic-organic surface-active agent with or not put up for retail sale	711 807	8 768 231	1 623 836	19 708 453
3402121000	Wetting agents used in the manufacture of herbicides-cationic	121 298	952 465	327 766	2 285 924
3402129000	Other cationic-organic surface-active agent with or not put up for retail sale	877 298	10 520 119	2 262 153	30 464 022
3402131000	Hydroxyl-terminated polybutadiene	383 563	5 886 178	1 130 693	17 315 948
3402139000	Other hydroxyl-terminated polybutadiene	2 000 120	23 071 920	4 926 057	60 480 789
3402191000	Organic surface-active of a kind suitable for use in fire extinguishing	2 330	160 321	58 107	824 390
3402199000	Other organic surface-active of a kind suitable for use in fire extinguishing	818 500	13 104 450	2 560 477	32 011 701
3402201100	Anionic surface-active preparation in liquid form-put up for retail sale	205 177	1 737 671	296 047	2 777 968
3402201200	Anionic washing preparation & cleaning preparation, including bleach cleans, liquid form	26 265	1 213 215	220 645	3 592 168
3402201300	Other surface-active preparations- in liquid form, for retail sale	21 179	292 926	10 106	198 474
3402201900	Other wash preparation & cleaning preparation, including bleach cleans & degreasing preparation, liquid form	148 332	1 799 193	880 210	7 530 652
3402209100	Anionic surface-active preparation other than in liquid form-for retail sale	778	38 100	2 013	124 772
3402209200	Anionic washing preparation & cleaning preparation, including bleach, cleans other than liquid form	243 998	2 148 801	222 311	2 035 636
3402209300	Other surface-active preparations	0	2 212	0	41 285
3402209900	Other wash preparation & cleaning preparation including bleaching, cleansing or degreasing	35 709	2 073 761	122 462	5 322 969
3402901100	Wetting agents of anionic surface-active preparations	76 490	2 380 586	253 426	7 490 757
3402901200	Other anionic wash preparation not wetting agents	621 546	8 317 569	1 485 967	19 729 144
3402901300	Anionic washing preparation or cleaning preparation including bleaching, cleansing or degreasing	838 520	7 621 512	1 146 835	13 449 217
3402901400	Wetting agents of other surface-active preparations	8 075	215 824	20 144	584 836
3402901500	Other organic surface-active in liquid form, not wetting agents	249 280	1 692 930	3 228 183	12 433 934
3402901900	Other wash preparation or cleaning preparation, including bleach cleans or degreasing preparation	241 158	4 087 165	522 418	12 370 867
3402909100	Wetting agents of anionic surface-active preparations	11 006	144 120	30 357	458 080
3402909200	Anionic wash preparation & cleaning preparation, including bleach, cleans-not liquid-not retail sale	105 392	1 568 409	331 645	4 696 257
3402909300	Anionic surface-active preparation, not liquid form not for retail sale	87 916	2 919 106	965 072	6 091 432

I.3. IMPOR MENURUT KOMODITI / IMPORT BY HS COMMODITY
***** DESEMBER/DECEMBER 2012 *****

HS	Uraian Komoditi Commodity Description	Berat Bersih / Net Weight (Kg)		Nilai / Value C.I.F (US\$)	
		Bulan ini Current Month	Kumulatif Cum.Jan. to date	Bulan ini Current Month	Kumulatif Cum.Jan. to date
3402909400	Anionic surface-active prep, not liquidform, wetting agent not for	5 389	128 993	33 427	567 507
3402909500	Anionic surface-active prep, not liquidform,not wett agent not for	135 241	8 176 443	613 300	15 055 931
3402909900	Oth wash/lean prep,incl bleach cleansoth than liquid-not for retail	44 054	807 955	154 026	2 786 531
3403111100	Liquid lubricating oil prep, for treatmof textile,or oth material, con	138 627	1 276 908	381 024	5 183 168
3403111900	Oth liquid preprtion for the treatmenttextile or oth materials, con	30 645	391 704	59 412	1 264 720
3403119000	Oth prep for the treatment of textile materials,oth than liquid,con	302 453	2 804 926	991 115	9 050 781
3403191100	Liquid oil for aircraft engine contpetroils/oils obtain. bituminous r	7 505	79 804	64 780	617 554
3403191200	Oth liquid prep content silicone oil,cont petrole oils,or bituminous	39 929	292 458	257 352	1 490 576
3403191900	Oth liquid for other purposes contpetrol oil or bituminous mineral	1 398 831	35 640 456	3 659 437	92 490 277
3403199000	Oth lubricating prep cont petroleum oil	353 177	4 823 945	1 568 634	19 376 019
3403911100	Liquid prep cont silicone oil-for treatof textile,or oth matt,not con	60 329	830 815	264 676	3 894 380
3403911900	Liquid prep for treatment of textilemater,not cont petroleum oil &	253 114	3 054 392	825 533	10 516 310
3403919000	Liquid preparat for treatment of textilor the material, not cont pet	462 478	7 517 408	1 404 761	21 686 862
3403991100	Liquid oil for aircraft engine not contpetroleum oils or oils obtain k	33	34 284	317	200 764
3403991200	Oth liquid prep content silicone oilcont petrol oil,or bituminous mi	91	83 341	2 904	238 112
3403991900	Oth liquid for other purpose not contpetroleum oil or bituminous i	43 123	897 685	180 707	3 320 328
3403999000	Preparat for treat of textile,leatheroth mater,not cont petrol oil,nc	330 670	5 191 483	1 837 635	24 491 032
3404200000	Artificial waxes & prepared waxes,ofpoly(oxyethylene) (polyethyle	312 798	4 503 285	766 431	11 356 484
3404901000	Oth artificial waxes & prepared waxes.	4 768	183 168	25 158	498 062
3404909000	Oth artificial waxes & prepared waxes.	1 047 642	14 662 217	2 953 516	39 698 990
3405100000	Polishes, creams & similar preparat forwear or leather	5 431	198 468	34 340	1 036 201
3405200000	Polishes,creams & similar prep for themaintenance of wooden fur	172	14 013	7 688	189 963
3405300000	Polishes & similar prep for coachwork,oth than metal polishes	23 031	630 958	174 564	1 886 830
3405401000	Abrasive lapping & honing,in the form offlour,scouring pastes & pc	611	31 614	6 881	85 609
3405409000	Oth scouring pastes & powders & othscouring preparations	2 236	147 771	24 555	902 487
3405901000	Metal polishers	3 880	223 237	20 447	562 784
3405909000	Oth polishes & cream, for footwear,furniture, floors	57 689	521 059	259 119	1 833 276
3406000000	Candles, tapers & the like	96 773	1 153 705	85 714	1 787 931
3407001000	Modelling pastes, incl those put up forchildrens amusement	25 597	235 796	124 604	740 882
3407002000	Prep known as ""dental wax"", in sets,packings,retail sale or in pla	820	1 708	5 620	41 275
3407003000	Other preparations for use in dentistry,with a basis of plaster of ca	331	59 636	35 958	1 367 060
3501100000	Casein	278 650	3 149 602	2 245 641	26 910 542
3501901000	Caseinates & other casein derivatives	88 446	2 364 570	824 019	23 130 862
3501902000	Casein glues	0	2 465	0	13 907
3502110000	Egg albumin - dried	6 927	118 950	40 040	804 478
3502190000	Egg albumin - oth than dried	0	4 604	0	40 163
3502200000	Milk albumin,incl concentrates of >= 2whey proteins	21 893	349 611	332 425	3 062 957
3502900000	Oth egg albumin	502	2 162	21 110	94 564
3503001100	Glues of fish glues	5	12 464	382	112 520
3503001900	Glues of oth than fish glues	6 465	96 371	18 303	322 016
3503003000	Isinglass	2 597	36 631	16 206	158 857
3503004100	Gelatin in powder form with bloatinglevel a-250 or b-230 or higher	14 000	335 621	77 100	2 443 496
3503004900	Oth gelatin derivatives,isinglass,othglue of animal origin,excl casei	306 202	3 435 419	2 312 929	25 254 314
3504000000	Peptones and their derivatives, othprotein substances and their	546 668	3 296 715	1 777 127	12 153 502
3505101000	Dextrins, soluble or roasted starches	5 764 878	74 241 712	3 610 436	47 534 271
3505109000	Oth dextrins & oth modified starches	6 162 422	85 878 374	5 873 630	76 923 666
3505200000	Glues based on starches/dextrins	586 174	5 919 971	1 029 987	13 481 002
3506100000	Prods suitable for use as glues/adhesive for ret sale as glues/adhe	338 362	4 185 863	1 951 437	22 118 535
3506910000	Adhesives based on polymers of heading39.01 to 39.13 or on rubt	1 987 541	27 192 197	7 201 351	89 734 030
3506990000	Oth adhesives based on polymers ofheadings 39.01 to 39.13 or on	1 476 848	15 998 020	5 160 988	62 869 502
3507900000	Oth enzymes; prepared enzymes nes orinclud	281 144	4 636 285	1 603 472	35 437 632
3601000000	Propellent powders	0	190 213	0	3 007 962
3602000000	Prepared explosive, oth than propellentpowders	339 172	2 046 137	3 132 867	13 521 281
3603001000	Semi-fuses, elemented caps, signal tubes	0	130 761	0	3 298 768
3603002000	Safety fuses or detonating fuses	98 489	612 416	652 174	3 631 233
3603009000	Oth safety fuses, detonat fuses,percussion detonat caps,igniters,el	461 455	38 805 548	8 342 871	64 453 286
3604100000	Firecrackers and other fireworks	1 486 896	20 695 957	1 658 111	27 353 519
3604903000	Signalling flares or rockets	0	97	0	21 800
3604909000	Oth miniatur pyrotechnic munitions &percussions cap for toy, sign	64 254	192 594	425 412	1 326 257
3606100000	Liquid/liquified-gas fuel in containersused for filling or refilling <= :	22 744	80 298	23 158	68 332
3606901000	Solid or semi-solid fuels, solidifiedalcohol & oth similar prepared fi	4	3 924	553	354 916
3606902000	Lighter flints	4 990	219 162	88 432	1 725 184
3606903000	Oth ferro-cerium & oth pyrophoric alloyin all forms	0	99	0	5 930
3606904000	Resin torches, firelighters & the like	21	24 023	958	44 300
3606909000	Oth solid or semi-solid fuels,solidified alc & oth similiar prep fuels	734	14 871	6 079	104 097
3701100000	Photographic plates & film in the flatsensitised for x-ray	66 828	496 463	1 150 399	11 977 160
3701200000	Photographic plates & film in the flatsensitised for instants print fil	428	44 643	554	1 390 954
3701300000	Oth plates & film, with any side>255 mm	276 006	3 440 515	1 315 906	20 668 852
3701911000	Photo plates & film in the flatsensitised suitable for use in the prin	507	547	682	1 129
3701919000	Oth photo plates & film in the flatsensitised suitable for use in the	0	15 504	0	130 775
3701991000	Oth plats & film photogrhap (polychrome)pecially manuf for print	95 823	2 279 175	104 002	1 634 758

I.3. IMPOR MENURUT KOMODITI / IMPORT BY HS COMMODITY
***** DESEMBER/DECEMBER 2012 *****

HS	Uraian Komoditi Commodity Description	Berat Bersih / Net Weight (Kg)		Nilai / Value C.I.F (US\$)	
		Bulan ini Current Month	Kumulatif Cum.Jan. to date	Bulan ini Current Month	Kumulatif Cum.Jan. to date
3701999000	Oth polychrome suitable for use in the printing industry	220	54 389	20 584	302 825
3702100000	Photographic film in rolls, sensitised for x-ray	1	16 507	372	508 514
3702310000	Photographic film in rolls, sensitised for colour photography	0	161	0	4 007
3702320010	Photo film in roll, sensitised suitable for use in medical, surgical, de	0	14 713	0	46 660
3702320090	Oth photo film in roll, sensitised suitable for use in medical, surgical	3	14 576	134	6 516
3702390010	Infra red transparent film	0	11 500	0	82 962
3702390090	Oth film, without perforat, of a width <105 mm	0	10 212	0	337 977
3702410000	Film for color photography, width>610mm length >200m, prepar fc	0	1	0	1
3702430010	Infra red transparent film, width > 610mm, length < 200 m	0	137	0	10 057
3702430090	Oth film, width > 610mm, length < 200m specially prepared for me	0	33 505	0	655 771
3702440010	Infra red transparent film, 105mm < width < 610mm	0	60	0	961
3702440090	Oth film, 105mm < width < 610mm, specially prepared for medical s	479	158 609	8 150	1 281 362
3702529090	Oth film for color photo width < 6mm, length < 14 m for medical serv	24	96	1 610	7 229
3702530000	Film for color photo 16mm < width < 35mm, length < 30m for slides	0	374	0	6 573
3702549000	Oth film for color photo 16mm < width < 35mm, length < 30m, oth the	0	8 738	0	116 027
3702552000	Film for color photo 16mm < width < 35mm, length < 30m, for cinema	0	10 669	0	511 848
3702569000	Oth film width > 35mm, for color photography special prepared for r	0	65	0	3 391
3702969000	Oth film for colour photo suitable for use in cinematography	0	622 802	0	598 982
3702979000	Oth film width < 35mm, length > 30 suitable for use in cinematograph	636	3 618	11 403	66 043
3702989000	Oth film oth than for color photography	621	16 514	1 599	41 907
3703101000	Photographic paper, paperboard & textil, unexposed, rolls, width of	18 053	278 351	30 840	278 774
3703109000	Photographic paper, paperboard & textil, unexposed, rolls, width of	31 291	676 539	195 797	3 119 080
3703200000	Oth photograph paper, sensitis, unex-posed for color photography	23 400	1 953 317	162 886	14 579 978
3703900000	Oth photograph paper, paperboard & textsensitised, unexposed.	151 412	770 044	184 325	1 199 205
3704001000	Plate & film for x-ray, unexposed but not developed	116	3 225	4 289	26 464
3704009000	Oth photograph plates, film, paper, paper-board & textiles, expos bu	15 649	165 100	101 739	898 665
3705100000	Photograph plates & film, exposed & developed, for offset reprodu	13 250	214 180	8 172	196 155
3705901000	Photograph plates & film, exposed & developed for x-ray	253	1 538	811	6 059
3705902000	Microfilms, exposed and developed	0	37	0	225
3705909000	Oth photograph plates & film, expos & developed, oth than cinemat	35 695	116 829	52 243	581 923
3706101000	Newsreels, travelogues, technical & scientific film exposed & develop	0	55	0	2 668
3706103000	Cinematograph film, expos & develop, of width >= 35 mm, with pictur	0	7	0	1 512
3706109000	Oth cinematograph film, expos & developed of a width >= 35 mm	428	19 314	34 841	1 369 362
3706903000	Oth cinematographic film, expos & develop with or not incorporatin	4	55	6	140
3706909000	Oth cinematographic film, expos & develop with or not incorporating	2 369	2 369	1 056	1 056
3707100000	Sensitising emulsion, for photo use (oth than varnishes, glue, adhes	1 664	100 147	17 451	399 030
3707901000	Flashlight materials, unmixed prods for photo uses, put up in meas	0	4 554	0	280 117
3707909000	Oth chemical prep for photographic uses, put in measur portions, r	315 840	3 336 897	1 227 131	17 896 219
3801100000	Artificial graphite, in the form of paste blocks, plates or oth semiman	991 134	5 558 794	1 166 443	10 399 250
3801200000	Colloidal/semi-colloidal graphite, in pastes, blocks, plates or oth ser	121	144 729	2 972	409 559
3801300000	Carbonaceous pastes for electrodes & similar paste & for furnace li	1 037 430	18 223 815	492 734	12 050 283
3801900000	Oth artificial graphite; colloidal or semigraphite, pastes, blocks or pla	113 109	2 665 989	346 155	6 115 748
3802100000	Activated carbon, including spent animal black	548 592	6 650 384	900 748	13 069 587
3802901000	Activated bauxite, including spent animal black	0	1 593	0	5 623
3802902000	Activated clays & activated earth, incl spent animal black	902 832	3 064 015	383 836	1 485 219
3802909000	Oth activat natural mineral prod, animal black include spent animal	1 464 747	15 155 219	1 108 537	15 563 110
3803000000	Tall oil, whether or not refined	0	187 026	0	379 950
3804001000	Concentrated sulphite lye	124 309	1 588 621	147 996	1 274 170
3804009000	Oth residual lyes from woodpulp with or without concentrat, desugar /	641 669	7 209 904	907 051	12 192 547
3805100000	Gum, wood or sulphate turpentine oils	5 496	136 915	17 233	395 852
3805900000	Oth terpenic oil produc by the distillat of coniferous wood & oth cr	207 592	2 150 652	510 194	5 422 488
3806100000	Rosin & resin acids	32 550	640 846	114 740	2 189 385
3806200000	Salt of rosin, of resin acid, of drv or resin acid, oth than salt of rosin	16 314	202 994	61 829	709 725
3806309000	Ester gums - in oth forms	80 483	1 526 861	231 308	5 157 453
3806901000	Resin gums in blocks	16 000	32 768	32 640	68 856
3806909000	Oth derivates rosin & resin acids thereo	581 106	6 372 720	1 262 747	13 413 182
3807000000	Wood tar, wood tar oils, wood creosote, wood naphtha, vegetable	16 000	187 780	14 640	275 533
3808501000	Insecticides, in subhd note 1	84 860	4 279 777	504 217	13 297 153
3808502100	Fungicides in aerosol containers	184	371 939	1 073	3 939 732
3808502900	Oth fungicides in aerosol containers	149 094	2 640 088	563 273	12 005 912
3808503100	Herbicides in aerosol containers	0	74 243	0	141 124
3808503900	Oth herbicides in aerosol containers	585 938	2 914 743	869 558	5 539 267
3808504000	Herbicides, anti-sprouting products subhnote 1	230	26 697	6 502	173 236
3808505000	Herbicides plant-growth reg subhd note 1	0	342 858	0	4 291 230
3808506000	Disinfectants, subhd note 1	43 985	329 559	210 999	1 698 381
3808509900	Oth disinfect, smilar prod, put up in form/pack for ret sale, subhd1, nc	0	186 652	0	1 451 196
3808911100	Intermediate preparation for the mnfactof insecticides cont 2-(1-N	0	24 854	0	792 955
3808911900	Oth intermediate preparatfor the mnfactof insecticides cont 2-(1-N	350 616	3 094 796	2 655 633	25 249 556
3808912000	Intermediate preparation for the mnfactof insecticides of mosquit	0	11 987	0	48 935
3808913000	Intermediate preparation for the mnfactof insecticides of mosquit	0	42 110	0	737 821
3808919100	Insecticides in aerosol containers having a deodorising function	6 500	22 409	76 400	323 903

I.3. IMPOR MENURUT KOMODITI / IMPORT BY HS COMMODITY
***** DESEMBER/DECEMBER 2012 *****

HS	Uraian Komoditi Commodity Description	Berat Bersih / Net Weight (Kg)		Nilai / Value C.I.F (US\$)	
		Bulan ini Current Month	Kumulatif Cum.Jan. to date	Bulan ini Current Month	Kumulatif Cum.Jan. to date
3808919200	Oth insecticides in aerosol containershaving a deodorosing functio	17	174 414	883	1 158 844
3808919300	Oth insecticides in oth aerosol containehaving a deodorosing funci	0	41 963	0	281 217
3808919900	Oth insecticides in oth aerosol containehaving oth function	232 294	5 193 318	3 838 223	59 379 685
3808921100	Fungicides, in aerosol container w/avalidamycin cont<3% nettto	0	30 666	0	189 800
3808921900	Oth fungicides, in aerosol container w/avalidamycin cont<3% nett	94 794	1 772 012	483 898	6 984 158
3808929000	Oth fungicides, in aerosol container	441 100	8 395 392	3 181 956	51 028 974
3808931100	Herbicides, anti-sprouting product andplant-growth regulator in a	4 000	69 093	17 840	179 354
3808931900	Oth herbicides,anti-sprouting product &plant-growth regulator in :	1 065 966	18 297 178	3 077 162	81 639 816
3808932000	Herbicides, anti-sprouting products notsubhd note 1	7 318	50 193	39 670	129 466
3808933000	Herbicides, plant-growth regulator, notsubhd note 1	177 409	4 264 081	537 772	11 442 992
3808941000	Disinfectants containing mixtures of coal tar acid and alkalis	0	1 474	0	9 690
3808942000	Oth disinfectants containing mixtures ofcoal tar acid and alkalis in	0	4 541	0	18 168
3808949000	Oth disinfectants containing mixtures ofcoal tar acid and alkalis	163 292	2 817 568	632 807	3 464 107
3808991000	Wood preserv containing insecticides orfungicides	40 000	559 786	41 748	1 013 827
3808999000	Oth wood preserv containing insecticidesor fungicides	186 354	2 029 068	689 589	6 351 484
3809100000	Finish agent,dye carriers to accele witha basis of amylaceous subst	114 051	2 550 748	135 427	2 666 583
3809911000	Finish agent,dye carriers to accele kindused in the textile or like in	2 343 080	19 272 374	3 665 154	28 417 308
3809919000	Softening of finish agent,dye carrier toaccele kind used in the tex/	1 042 705	13 094 988	2 548 422	32 351 428
3809920000	Oth finish agent,dye carriers to accelekind used in the paper or lik	2 036 046	29 801 974	4 213 081	64 311 263
3809930000	Oth finish agent,dye carriers to accelekind used in the leather or lil	274 832	4 275 567	696 121	12 414 945
3810100000	Pickling prep for metal surfac,soldering, brazing, welding powders	378 112	10 433 017	1 631 344	38 503 179
3810900000	Other prep of a kind used as cores orcoating for weld electrodes o	986 024	6 092 998	1 799 420	21 092 961
3811110000	Anti-knock preparation, based on leadbased on lead compound	0	8 379	0	37 713
3811190000	Oth anti-knock preparations	112 018	1 206 776	521 656	6 801 080
3811211000	Additive for lubricat oils,cont petrooil & oil obtain from bitumin,rc	18 633	179 852	87 911	1 005 945
3811219000	Additive for lubricat oils,cont petrooil & oil obtain from bitumin,n	3 217 968	42 848 658	12 702 857	170 027 410
3811290000	Oth additive for lubricat oils,contpetrol oil & oil obtain from otmn	26 432	2 436 285	116 059	6 537 275
3811901000	Anti knock prep, rust preventativ &corrosion inhibitors	548 962	5 728 315	1 906 341	20 881 402
3811909000	Oth anti-knock prep.,for mineral oilliquid used as mineral oils	396 805	7 970 587	1 704 394	29 394 285
3812100000	Prepared rubber accelerators	1 510 650	20 652 920	4 182 354	59 886 050
3812200000	Compound plasticisers for rubber orplastics	1 545 528	14 855 066	2 801 381	34 421 287
3812300000	Anti oxidising prep & oth compoundstabilisers for rubber or plastic	2 199 921	30 624 363	5 754 432	84 151 320
3813000000	Prep. & charge for fire-extinguishercharged fire-extinguishing gren	267 406	3 089 169	447 274	6 398 680
3814000000	Organic composite solvents & thinners,prepared paint or varnish r	707 193	8 823 426	1 687 584	22 610 739
3815110000	Supported catalyst,with nickel/nickelcompounds as the active sub:	44 369	744 903	438 438	10 904 787
3815120000	Supported catalyst, with precious metalcompounds as the active s	115 761	569 947	4 455 020	19 537 255
3815190000	Oth supported catalysts	858 985	10 034 317	5 395 060	67 719 632
3815900000	Oth reaction initiators,reactionaccelerators catalytic prep, nes or i	1 385 471	11 763 881	6 597 020	50 302 719
3816001000	Refractory cements	1 676 927	25 957 455	1 531 046	22 666 466
3816009000	Oth refractory cements	2 154 574	15 579 896	2 008 007	17 410 701
3817000000	Mixed alkybenzenes & mixed alkylnaphthalanes oth than head 27	8 183 448	75 350 598	16 094 766	143 383 548
3818000000	Wafers/discs with silicon content	18 469	369 618	273 750	5 728 064
3819000000	Hyd brake fluid&oth for hyd trnsmssionwhether or not cont<70% v	130 492	3 544 817	515 017	8 459 773
3820000000	Anti-freezing preparations & preparedand prepared de-icing fluids	68 305	4 089 794	227 978	8 803 833
3821001000	Prepared culture media for developmentof micro organics	5 117	74 669	252 337	3 375 331
3821009000	Oth prepared culture media fordevelopment of micro organics	4 825	69 177	32 553	712 422
3822001000	Plate, sheet, film, foil & strip of plasticimpreghtd/coated with diag re	50 449	489 172	2 365 163	16 058 892
3822002000	Paperboard,cellulose wadding & web fibreimpreghtd/coated with	35 005	292 659	258 134	1 639 366
3822003000	Sterilisation indicator strips and tapes	9 282	88 228	139 994	2 970 147
3822009000	Oth diagnostic/lab reagents & preparedwhether or not head 30.02	102 758	2 006 455	5 241 954	59 937 953
3823110000	Stearic acids	518 121	5 095 440	611 222	6 886 212
3823120000	Oleic acids	46 800	373 750	96 140	722 671
3823130000	Tall oils fatty acids	202 325	2 044 947	297 090	3 194 630
3823191000	Acids oil from refining	0	151 283	0	477 884
3823199000	Oth industrial monocarboxylic fatty acid	605 833	8 090 063	1 199 811	15 478 101
3823701000	Industry fatty alcohols in the form ofwax	16	75 604	25	237 829
3823709000	Oth industry fatty alcohols in the form of wax	1 629 423	19 541 827	2 463 790	38 186 473
3824100000	Prepared binders for foundry moulds orcore	450 388	8 900 695	943 415	14 110 949
3824300000	Non-agglomerated metal carbides mixedtogether with metallic bir	312	38 414	9 540	172 804
3824400000	Prepared additives for cements, mortarsor concretes	3 376 450	37 818 491	6 596 368	67 862 176
3824500000	Non-refractory mortars & concretes	96 342	1 157 912	85 211	1 936 152
3824600000	Sorbitol oth than that ofsubheading 2905.44	311 224	5 899 156	209 389	3 932 406
3824719000	Oth mix cont halogenated, drv methane, ethane cont cfcs, pfcs, hf	998	29 346	7 605	608 305
3824720000	Mix cont halogenated, drv methane,ethane cont bromochlorodi(tr	1 200	24 089	36 175	81 560
3824730000	Mix cont halogenated, drv methane,ethane containing hbfc	0	2	0	80
3824741000	Mix cont halogen,drv methane,ethane cont hbfc<70% petro oil/b	1 316	1 316	9 681	9 681
3824749000	Oth mix cont halogen,drv methane,ethanecont hbfc<70% petro o	23 080	103 295	102 497	320 466
3824750000	Mix cont halogenated, drv methane,ethanecontaining carbon tetr:	0	330	0	15 821
3824760000	Mix cont halogenated,drv methane,ethanecont 1,1,1-3-chloroetha	0	1 462	0	9 630
3824770000	Mix cont halogenated, drv methane,ethanecont bromomethane /	0	94	0	3 780
3824780000	Mix cont halogenated, drv methane,ethanecont pfcs or hfcs but n	25 795	154 595	173 006	869 661

I.3. IMPOR MENURUT KOMODITI / IMPORT BY HS COMMODITY
***** DESEMBER/DECEMBER 2012 *****

HS	Uraian Komoditi Commodity Description	Berat Bersih / Net Weight (Kg)		Nilai / Value C.I.F (US\$)	
		Bulan ini Current Month	Kumulatif Cum.Jan. to date	Bulan ini Current Month	Kumulatif Cum.Jan. to date
3824790000	Other mix cont halogenated, drv methane,ethane	816 568	13 072 129	1 339 778	24 310 774
3824810000	Mix & preparation containing oxirane(ethylene oxide)	17 856	279 123	51 396	819 551
3824820000	Mix & preparation containing pbbs, PCBs, PCTs	0	293 776	0	2 858 826
3824830000	Mixtures & preparation containing tris(2,3-dibromopropyl) phosph	0	174 825	0	399 659
3824901000	Ink removers, stencil correctors & oth, corrector fluids in package	134 168	1 547 872	456 057	5 476 314
3824903000	Copying pastes with a basis of gelatin presented in bulk/ready to u:	16 323	491 862	86 740	1 946 393
3824904000	Composite inorganic solvents	629 252	5 786 508	1 526 511	15 699 663
3824905000	Acetone oil	5 513	151 091	72 490	963 729
3824906000	Preparations/mixtures cont monosodium glutamate	80 405	910 663	429 980	5 258 284
3824907000	Mixtures of chemical, of a kind used in manufacture of foodstuff	505 116	7 213 422	2 140 527	29 706 138
3824909100	Naphthenic acids, their water insoluble salts and their esters	110 526	4 008 430	779 009	12 702 138
3824909900	Oth prods & preparations cont cfc-11,12,115, and halon	1 105 645	15 011 064	5 585 758	68 478 378
3825100000	Municipal waste	0	18 000	0	43 687
3825301000	Clinical waste	0	54	0	1 837
3825309000	Clinical waste	0	19	0	1 311
3825900000	Oth residual prods of the chemical/allied industry	0	1 758	0	30 129
3826009010	Fatty acid methyl ester (FAME)	0	100 454	0	401 686
3826009090	Oth coconut methyl ester and fatty acid methyl ester	1 960 510	3 961 305	1 862 485	3 797 711
3901101200	Linier Low Density Polyethylene in the form of liquids or pastes	317 793	2 609 906	479 994	4 298 926
3901101900	Oth linier Low Density Polyethylene in the form of liquids or pastes	489 822	12 413 022	1 201 674	23 220 867
3901109200	Polyethylene having a specific gravity <0.94 in oth form	13 646 350	130 567 843	18 640 322	174 515 253
3901109910	Low Density Polyethylene	17 431 838	189 329 996	26 216 899	280 899 618
3901109990	Oth low Density Polyethylene	362 197	8 513 274	909 490	16 587 290
3901200000	Polyethylene having a specific gravity 0.94 or more	19 385 435	258 825 006	27 751 970	368 506 858
3901300000	Ethylene-vinyl acetate copolymers	3 328 616	42 317 423	5 658 616	71 876 492
3901904000	Polymers of ethylene in dispersions	371 550	5 235 310	538 775	8 416 688
3901909000	Oth polymers of ethylene in oth form	7 624 714	123 638 540	13 407 184	195 604 290
3902103000	Polypropylene in oth form	138 869	2 684 380	105 514	4 135 752
3902109010	Polypropylene in dispersion	161 376	1 953 715	625 861	4 632 430
3902109020	Polypropylene in granule form	48 535 568	545 956 135	70 766 334	783 504 624
3902109090	Polypropylene in oth form	2 025 756	36 676 573	4 081 035	69 689 963
3902200010	Polysobutylene liquids/pastes	190 251	2 000 310	449 606	5 695 822
3902200090	Polysobutylene in oth forms	36 072	725 980	169 903	2 436 860
3902303000	Propylene copolymers in liquid or pastes	116 051	993 916	718 134	6 512 268
3902309010	Propylene copolymers in granule	20 468 487	247 409 546	32 086 046	400 202 444
3902309090	Propylene copolymers in other forms	594 811	8 506 902	839 799	13 862 622
3902901000	Oth polymers of propylene in oth form	65 014	717 334	213 361	2 426 630
3902909010	Oth polymers of propylene in liquid or pastes	645	127 261	3 149	449 811
3902909090	Oth polymers of propylene in oth form	411 601	6 528 794	1 671 415	21 794 426
3903111000	Expansible polymers of styrene in granule	830 799	13 447 429	1 858 632	28 206 337
3903119000	Oth expansible polymers of styrene in granule	533 771	6 883 471	1 045 703	12 903 730
3903191000	Unexpansible polymers of styrene in dispersions	203 355	2 831 436	476 779	5 069 268
3903192100	High impact polystyrene in granules	2 453 242	29 920 182	4 163 955	50 629 047
3903192900	Oth high impact polystyrene in granule	444 903	12 430 480	1 053 309	24 075 934
3903199100	Oth high impact polystyrene in oth form	40 575	1 054 053	97 680	2 620 314
3903199900	Oth polymers of styrene in primary form	1 209 406	12 093 553	2 220 705	21 745 387
3903204000	Styrene-acrylonitrile (SAN) copolymers in aqueous dispersion	1 648	197 476	4 100	177 876
3903209000	Oth styrene-acrylonitrile (SAN) copolymers	834 578	10 089 804	1 834 601	23 694 716
3903304000	Acrylonitrile-butadiene-styrene (ABS) copolymers in aqueous disp	0	64 828	0	432 488
3903305000	Acrylonitrile-butadiene-styrene (ABS) copolymers not in aqueous	0	1 365	0	9 928
3903306000	Acrylonitrile-butadiene-styrene copolymers in granules	2 539 772	32 571 530	5 896 329	79 917 431
3903309000	Acrylonitrile-butadiene-styrene copolymers in other form	4 063 214	74 529 758	9 282 642	165 270 873
3903903000	Oth polymers of styrene in aqueous dispersion	75 451	1 380 885	130 268	2 630 346
3903909100	High impact polystyrene of acrylonitrile-butadiene-styrene	45 900	342 508	85 179	710 667
3903909900	Oth high impact polystyrene of acrylonitrile-butadiene-styrene	272 291	3 516 807	841 951	12 279 810
3904101000	PVC homopolymers, suspension type not mixed with oth substance	1 745 435	16 161 733	1 762 648	16 650 233
3904109100	PVC in granule	106 321	1 937 334	208 947	4 298 267
3904109200	PVC in powder	4 657 405	37 118 537	4 418 452	35 813 614
3904109900	PVC in other form	1 105 022	20 893 120	1 912 362	27 890 559
3904211000	Oth poly(vinyl chloride) non plasticised in granule	40 000	459 493	78 400	759 250
3904212000	Oth poly(vinyl chloride) non plasticised in powder	2 455	432 807	4 800	540 537
3904219000	Oth poly(vinyl chloride) non plasticised in oth form	107 509	1 205 759	213 140	2 126 663
3904221000	Oth poly(vinyl chloride) plasticised in dispersions	71 555	1 514 273	122 716	1 971 091
3904222000	Oth poly(vinyl chloride) plasticised in granule	48 252	2 451 621	81 277	2 852 206
3904223000	Oth poly(vinyl chloride) plasticised in powder	1 111	193 574	4 637	291 375
3904229000	Oth poly(vinyl chloride) plasticised	356 797	3 816 243	691 838	6 480 400
3904301000	Vinyl chloride-vinyl acetate copolymers in granule	41 001	500 923	128 240	1 692 637
3904302000	Vinyl chloride-vinyl acetate copolymers in powder	23 474	891 277	107 145	2 033 684
3904309000	Vinyl chloride-vinyl acetate copolymers in oth form	45 200	1 333 398	84 766	3 010 676
3904401000	Oth vinyl chloride copolymers in granule	14 234	155 731	54 706	480 476
3904402000	Oth vinyl chloride copolymers in powder	17 599	242 139	102 515	925 859

I.3. IMPOR MENURUT KOMODITI / IMPORT BY HS COMMODITY
***** DESEMBER/DECEMBER 2012 *****

HS	Uraian Komoditi Commodity Description	Berat Bersih / Net Weight (Kg)		Nilai / Value C.I.F (US\$)	
		Bulan ini Current Month	Kumulatif Cum.Jan. to date	Bulan ini Current Month	Kumulatif Cum.Jan. to date
3904409000	Oth vinyl chloride copolymers in othform	123 453	1 040 350	295 172	3 568 510
3904504000	Vinylidene chloride polymr in dispersion	68 800	711 625	132 848	1 326 791
3904505000	Vinylidene chloride polymers in granule	96 075	301 973	137 553	611 226
3904506000	Vinylidene chloride polymers in powder	0	26 252	0	20 096
3904509000	Vinylidene chloride polymers in othform	242 630	4 473 230	565 971	10 281 854
3904611000	Fluoro-polymers polytetrafluoroethylenein granule	0	1 348	0	38 100
3904612000	Fluoro-polymers polytetrafluoroethylenein powder	0	1 232	0	12 871
3904619000	Fluoro-polymers polytetrafluoroethylenein oth form	2 576	42 603	66 286	957 090
3904693000	Fluoro-polymers polytetrafluoroethylenedispersions	0	20 026	0	177 297
3904694000	Oth fluoro-polymers in granule	0	27 038	0	146 556
3904695000	Oth fluoro-polymers in powder	0	700	0	6 450
3904699000	Oth fluoro-polymers in oth form	8 501	54 157	148 487	782 191
3904903000	Oth fluoro-polymer polytetrafluoroethylidispersions	0	566	0	8 684
3904905000	Oth polymers vinyl chloride in powder	0	56 000	0	177 180
3904909000	Oth polymers vinyl chloride in oth forms	25 137	136 980	38 990	481 384
3905120000	Poly(vinyl acetate) in aqueousdispersions	28 459	735 036	44 362	1 215 007
3905191000	Oth poly(vinyl acetate) in liquids orpastes	0	50 000	0	63 832
3905199000	Oth poly(vinyl acetate) in oth form	1 911 600	2 454 409	167 512	1 062 468
3905210000	Vinyl acetate copolymers in aqueousdispersions	363 589	5 237 338	376 583	5 258 145
3905290000	Oth vinyl acetate copolymers	136 586	1 454 723	337 148	3 782 207
3905301000	Poly (vinyl alcohol) in aqueousdispersions	64 183	1 590 544	134 122	3 238 417
3905309000	Poly (vinyl alcohol) in other form	1 932 955	21 501 412	4 437 390	52 627 516
3905911000	Copolymers of vinyl acetate or of othvinylester in dispersions	0	9 974	0	38 540
3905919000	Copolymers of vinyl acetate or of othvinylester oth form	15 741	1 215 843	105 419	4 097 833
3905991000	Oth copolymer of vinyl acetate inaqueous dispersions	475	18 367	8 064	182 153
3905992000	Oth copolymer of vinyl acetate in nonaqueous dispersions	0	76	0	6 000
3905999000	Oth polymer of vinyl acetate/othvinyl esters;oth vinyl polymers; pi	55 289	856 854	888 939	12 759 778
3906101000	Poly(methyl methacrylate) indispersions	47 323	1 037 504	140 326	2 880 500
3906109000	Oth poly(methyl methacrylate) in othform	748 755	8 496 069	2 185 168	25 593 874
3906902000	Oth acrylic copolymers in dispersions	1 407 971	14 405 808	2 470 268	25 392 440
3906909200	Sodium polyacrylate	193 456	4 427 755	269 634	9 651 310
3906909900	Oth sodium polyacrylate	5 671 587	68 788 978	15 226 047	192 198 520
3907100000	Polyacetals	638 001	9 636 443	1 807 461	25 193 882
3907201000	Polytetramethylene ether glycol	1 358 490	16 698 604	3 660 200	46 444 320
3907209000	Oth polytetramethylene ether glycol	4 907 534	67 423 576	10 636 781	151 904 356
3907302000	Epoxide resins of kind used for coating, in powder	95 567	1 134 272	251 890	4 951 541
3907303000	Epoxide resins in liquids/pastes	768 864	16 250 194	3 864 932	54 879 351
3907309000	Epoxide resins in oth form	2 266 290	17 425 035	4 173 881	65 005 230
3907400010	Optic grade w/ mell flow rate index>25gr/ 10 min in pack of nat w	272 028	5 636 634	702 934	15 097 357
3907400090	Other polycarbonates	3 011 915	38 587 712	7 886 225	102 937 959
3907501000	Alkyd resins in the form of liquids orpastes	58 993	517 265	139 310	1 492 726
3907509000	Alkyd resins in oth form, except liquids or pastes	48 904	613 083	133 039	2 332 938
3907601000	Poly(ethylene terephthalate) indispersions	18 098	1 185 391	56 801	1 960 387
3907602000	Poly(ethylene terephthalate) in granules	1 738 884	21 367 285	2 563 749	34 827 931
3907609000	Poly(ethylene terephthalate) in oth form	8 195 922	104 301 180	12 619 800	161 971 233
3907700000	Poly(lactic acid)	0	114 449	0	339 117
3907912000	Oth polyesters unsaturated in chip form	18 125	9 306 127	38 255	36 809 939
3907913000	Oth polyesters unsaturated in the formof liquids or pastes	112 396	1 404 663	276 162	3 103 697
3907919000	Oth polyesters unsaturated in oth form	432 728	5 797 692	1 001 000	15 446 867
3907994000	Oth polyesters saturated of a kind usedfor coating, in powder form	93 292	974 984	93 146	2 201 644
3907999000	Oth polyesters saturated in oth form	3 518 145	49 321 720	7 430 806	103 247 425
3908101000	Polyamides in primary forms, polyamide-6	3 790 401	47 874 942	11 896 589	155 032 848
3908109000	Polyamides in primary forms, polyamide-11,-12,-6,6,-6,9,-6,10 or -	1 405 131	18 851 783	5 249 009	70 072 167
3908900000	Oth polyamides, oth than polyamide -6,-11,-12,-6,6,-6,9,-6,10 or -t	317 174	5 141 182	1 143 538	18 552 031
3909101000	Urea resins, thiourea resins in moulding compounds	304 117	6 109 797	985 937	18 026 526
3909109000	Other urea resins; thiourea resins	572 735	8 953 201	797 745	9 553 828
3909201000	Melamine resins in moulding compounds	287 386	3 035 732	438 321	5 273 563
3909209000	Other melamine resins, except in moulding compounds	180 589	2 732 763	563 584	8 769 230
3909301000	Oth amino-resins in moulding compound	209 749	2 829 507	487 204	6 348 312
3909309100	Glyoxal monourein resin, except in moulding compounds	164 980	2 024 851	502 864	5 956 344
3909309900	Oth amino-resins, not glyoxal monourein resin, not in moulding co	683 386	7 565 556	1 522 785	18 732 399
3909401000	Phenolic resins in moulding compound oth than phenol formaldeh	275 514	3 224 270	726 986	7 809 320
3909409000	Other phenolic resins, not in moulding compounds	1 369 863	14 704 778	2 321 261	31 678 052
3909500000	Polyurethanes	2 174 204	29 192 168	8 295 069	109 271 537
3910002000	Silicones in dispersions or in solutions	561 755	8 412 003	2 343 874	36 718 917
3910009000	Silicones not in dispersions or in solutions	495 559	6 988 665	2 348 762	35 424 399
3911100010	Petroleum,coumarone,indene/coumarone-indene&polyterpanes i	52 510	1 822 676	226 868	4 152 596
3911100090	Petroleum,coumarone,indene/coumarone-indene&polyterpanes r	1 938 415	20 440 477	5 036 712	55 229 946
3911900000	Polysulphides, polysulphones and othproduct specified in Note 3 t	943 826	13 438 644	3 757 595	45 540 140
3912110000	Cellulose acetates non-plasticised	146	83 570	1 196	713 301
3912120000	Cellulose acetates plasticised	124	152 182	4 184	940 055

I.3. IMPOR MENURUT KOMODITI / IMPORT BY HS COMMODITY
***** DESEMBER/DECEMBER 2012 *****

HS	Uraian Komoditi Commodity Description	Berat Bersih / Net Weight (Kg)		Nilai / Value C.I.F (US\$)	
		Bulan ini Current Month	Kumulatif Cum.Jan. to date	Bulan ini Current Month	Kumulatif Cum.Jan. to date
3912201100	Water-based semi-finished nitrocellulose; including collodions; no	5	11 066	105	38 627
3912201900	Oth cellulose nitrates; including collodions; non plasticised	315 432	4 953 027	914 333	15 330 132
3912310000	Carboxymethylcellulose & its salts	924 484	8 118 664	3 199 303	28 085 555
3912390000	Oth cellulose ethers, not carboxymethylcellulose & its salts	545 028	5 227 841	3 515 460	38 456 911
3912902000	Other cellulose and its chemical derivatives,in the form of granule:	99 219	836 612	75 000	988 489
3912909000	Other cellulose and its chemical derivatives in other form	283 256	3 620 585	1 751 284	19 904 751
3913100000	Alginic acid, its salts & esters	163 330	1 412 959	818 430	7 039 823
3913901000	Oth natural polymers & its modified;hardened proteins	2 809	404 471	60 568	1 201 554
3913902000	Oth natural polymers & its modified;chemical derivatives of natur:	9 605	186 361	119 921	1 296 318
3913903000	Oth natural polymers & its modified;starch-based polymers	881	20 866	6 387	238 453
3913909000	Oth natural polymers & its modified; inother form	255 371	5 314 811	1 039 386	18 789 273
3914000000	Ion-exchanger base on polymer of heading 39.01 to 39.13, in prim	598 254	5 358 897	1 902 997	17 701 454
3915101000	Waste, parings & scrap, of polymers ofethylene; of non-rigid cellul	1 201 001	9 143 968	264 184	2 648 569
3915109000	Waste, parings & scrap, of polymers ofethylene; of rigid cellular pr	1 521 729	13 747 181	313 420	2 976 050
3915209000	Waste, parings & scrap, of polymers ofstylyene; of rigid cellular pro	0	338 347	0	185 883
3915301000	Waste, parings & scrap,polymers of vinyl chloride; non-rigid cellul	0	24	0	10 228
3915900000	Waste, parings & scrap, of other plastic	8 138 652	83 764 527	4 808 207	60 856 876
3916101000	Monofilament of polymers of ethylene	2	26 568	6	80 157
3916102000	Rods, sticks & profile shape of polymerof ethylene	8 328	96 003	94 834	969 390
3916201000	Monofilament polymers of vinyl chloride	33 598	470 822	147 137	1 382 982
3916202000	Rods,sticks & profile shapes of polymerof vinyl chloride	252 311	2 199 412	408 738	3 649 464
3916904100	Monofilament other plastic of hardenedproteins	0	9 918	0	111 152
3916904900	Other plastics of hardened proteins	8 372	98 279	44 860	430 240
3916905000	Other plastics of vulcanised fibre	126	24 466	1 060	229 500
3916906000	Other plastics of chemical derivativesof natural rubber	0	49 875	0	217 778
3916909100	Other monofilament of other plastics	0	111 043	0	800 633
3916909900	Oth plastic,except monofilament,hardened proteins,vulcanised fib	376 216	3 176 021	1 116 925	9 147 618
3917101000	Artificial guts (sausage casings) ofhardened proteins	4 064	71 543	106 106	1 872 697
3917109000	Artificial guts (sausage casings) ofcellulosic materials	133 649	4 206 016	815 835	14 483 712
3917210000	Tubes, pipes & hoses, rigid, of polymersof ethylene	170 936	1 251 299	797 526	5 747 492
3917220000	Tubes, pipes & hoses, rigid, of polymersof propylene	70 077	731 892	308 723	5 107 575
3917230000	Tubes, pipes & hoses, rigid, of polymersof vinyl chloride	110 662	1 477 958	215 311	3 443 002
3917290000	Tubes, pipes & hoses, rigid, of polymersof other plastics	322 305	3 175 286	958 023	14 844 141
3917310000	Flexible tubes, pipes and hoses having a minimum burst pressure c	236 320	1 787 345	1 336 051	10 567 790
3917321000	Sausage/ham casing,not reinforced orcombined w/ oth material,w	1 428	154 136	44 305	797 030
3917329000	Oth unflexible tube,pipe&hose,not reinforced or combined materi	287 986	3 681 900	2 358 550	30 716 225
3917330000	Oth tube,pipe,not reinforced/otherwisecombined w/ oth material	62 474	538 059	129 398	1 474 868
3917390000	Other tubes, pipes and hoses	462 808	6 480 142	1 077 826	17 109 432
3917400000	Fittings of plastics	634 485	5 906 861	2 694 928	29 254 572
3918101100	Tiles of polymers of vinyl chloride	100 037	1 773 745	87 420	2 211 691
3918101900	Oth floor covering of polymers of vinylchloride	1 598 160	19 395 489	1 549 280	16 021 517
3918109000	Wall or ceiling coverings of polymers of vinyl chloride	621 366	7 942 217	723 724	8 355 563
3918901100	Tiles of polyethylene	84 332	609 552	129 358	710 013
3918901300	Oth floor coverings of polyethylene	65 558	1 066 567	118 671	1 588 106
3918901400	Oth floor coverings of chemicalderivatives of natural rubber	0	9 786	0	34 087
3918901900	Other floor coverings of other plastics	79 116	1 987 025	229 664	5 110 651
3918909100	Wall or ceiling covering of polyethylene	504 371	4 123 269	330 352	6 997 871
3918909200	Wall or ceiling coverings of chemicalderivatives of natural rubber	18 889	36 030	18 136	66 257
3918909900	Wall or ceiling coverings of otherplastic	268 847	3 593 940	910 985	9 651 340
3919101000	Self-adhesive plate, sheet, film, foil, tape&strip, width=<20cm; plymei	115 426	1 609 711	554 862	7 010 101
3919102000	Self-adhesive plate, sheet, film, foil, tape&strip, width=<20cm; polyet	85 644	1 994 850	920 147	8 883 637
3919109000	Self-adhesive plate, sheet, film, foil, tape&strip, width=<20cm; oth pl	477 902	21 147 634	4 632 109	78 867 376
3919901000	Self-adhesive plate, sheet, film, foil, tape&strip, width>=20cm; plymei	451 905	5 377 207	1 187 555	16 276 296
3919902000	Self-adhesive plate, sheet, film, foil, tape&strip, width>=20cm; of harc	5 215	86 654	63 272	1 213 217
3919909000	Self-adhesive plate, sheet, film, foil, tape&strip, width>=20cm; oth pl	2 856 022	55 662 598	9 043 500	137 489 793
3920100000	Oth plate, sheet, film, foil&strip, ethylene polymer, non-cellular¬	2 281 519	42 741 000	6 867 224	85 485 755
3920201000	Biaxially Oriented Polypropylene (BOPP)film, of polymers of propyl	1 438 718	35 936 974	2 733 467	70 060 568
3920209000	Oth plate, sheet, film, strip, propylenepolymers, non-cellular¬ rei	482 957	8 160 611	2 488 242	33 358 067
3920301000	Polymers of styrene of akind used as anadhesive by melting	17 085	372 773	244 909	2 471 150
3920302000	Acrylonitrile butadiene styrene(ABS)sheet used in the refrigerator	20 761	281 658	2 047 456	3 923 681
3920309000	Polymer styrene not used as an adhesiveby melting; not ABS sheet	67 964	1 374 492	215 798	3 147 320
3920430000	Polymers of vinyl chloride tape; weight<=6% of plasticisers	594 771	11 232 284	1 354 187	17 105 463
3920490000	Polymers of vinyl chloride tape; weight<6% of plasticisers	1 401 827	20 418 962	2 331 509	34 038 254
3920510000	Acrylic polymers ofpoly(methyl methacrylate)	15 978	183 036	70 802	616 119
3920590000	Other acrylic polymer exceptpoly(methyl methacrylate)	40 504	604 745	81 417	1 430 633
3920611000	Plates&sheets of polycarbonates	230 069	3 127 223	434 022	6 858 133
3920619000	Polycarbonates except plates and sheetsform	98 465	1 826 166	558 565	10 074 984
3920620000	Poly(ethylene terephthalate)	1 309 037	28 271 197	3 006 199	53 995 368
3920630000	Unsaturated polyesters	13 109	286 891	27 154	542 968
3920690000	Oth polyester, not polycarbonate, poly(ethylene terephthaete)&ur	620 868	9 522 217	2 358 801	36 197 357
3920711000	Cellophane film	404 349	2 515 776	2 126 744	13 134 033

I.3. IMPOR MENURUT KOMODITI / IMPORT BY HS COMMODITY
***** DESEMBER/DECEMBER 2012 *****

HS	Uraian Komoditi Commodity Description	Berat Bersih / Net Weight (Kg)		Nilai / Value C.I.F (US\$)	
		Bulan ini Current Month	Kumulatif Cum.Jan. to date	Bulan ini Current Month	Kumulatif Cum.Jan. to date
3920719000	Other regenerated cellulose, except cellophane film	17 738	100 166	41 759	576 426
3920730000	Cellulose acetate or its chemical derivatives	2 151	16 076	6 462	64 542
3920799000	Other cellulose derivatives, except nitrocellulose	0	2 856	0	9 933
3920911000	Film of poly(vinyl butyral) in safety glass, thickness 0.38-0.76mm w	133 613	1 680 036	626 166	7 486 750
3920919000	Other poly(vinyl butyral)	95 461	1 061 323	302 883	3 724 499
3920921000	Plate, sheet, foil & strip of polyamides-6	2 937	177 533	106 112	2 082 138
3920929000	Other plate, sheet, foil & strip of polyamides, except polyamides-6	98 820	1 933 355	410 176	8 026 112
3920930000	Plate, sheet, foil & strip of amino-resins	35 703	180 585	215 809	1 013 912
3920941000	Phenol formaldehyde (bakelite) sheets	19 950	500 117	60 528	1 222 505
3920949000	Oth plate, sheet, foil & strip of phenolic resins, except phenol forma	116 858	1 161 871	159 421	1 394 993
3920991000	Oth plate, sheet, foil&strip; oth plastic; hardened proteine/chemical	5 034	714 371	79 890	1 804 413
3920999000	Oth plate, sheet, foil&strip; oth plastic; not hardened proteine/chem	402 156	3 867 160	968 250	9 357 299
3921112000	Plates, sheets, film, foil&strip, cellular, of polymers of styrene; rigid	0	31 261	0	355 308
3921119000	Plates, sheets, film, foil&strip, cellular, of polymers of styrene; not ri	40 235	541 579	339 921	3 248 029
3921120000	Plates, sheets, film, foil&strip, cellular, of polymers of vinyl chloride	1 767 069	41 412 922	2 321 364	39 915 721
3921131000	Plates, sheets, film, foil&strip, cellular, of polyurethanes; rigid	31 491	359 135	226 096	3 506 755
3921139000	Plates, sheets, film, foil&strip, cellular, of polyurethanes; not rigid	179 680	2 053 934	1 271 289	16 979 978
3921142000	Plates, sheets, film, foil&strip, cellular, of regenerated cellulose; rigi	53	895	415	1 275
3921149000	Plates, sheets, film, foil&strip, cellular, of regenerated cellulose; not	10 422	306 510	13 556	1 166 022
3921192000	Plates, sheets, film, foil&strip, cellular, of other plastics; rigid	27 672	326 465	473 525	3 074 987
3921199000	Plates, sheets, film, foil&strip, cellular, of other plastics; not rigid	2 121 169	30 072 758	2 902 678	33 414 983
3921901000	Plates, sheets, film, foil&strip, of vulcanised fibre	26 375	338 471	177 107	2 066 193
3921902000	Plates, sheets, film, foil&strip, of hardened proteins	854 508	9 354 182	1 508 250	18 469 446
3921903000	Plates, sheets, film, foil&strip, of chemical derivatives of natural rubt	13 922	36 881	160 055	326 105
3921909000	Other plates, sheets, film, foil&strip, of plastics	3 700 799	42 295 063	7 411 176	98 737 431
3922101000	Baths	40 119	678 349	128 156	3 114 731
3922109000	Shower-baths, sinks & washbasins	92 860	1 037 486	777 822	6 594 627
3922200000	Lavatory seats and covers	78 685	1 085 403	337 386	4 892 964
3922901100	Parts of flushing cisterns, of plastics	25 800	262 626	176 593	2 345 419
3922901200	Flushing cisterns equipped with their mechanisms	3 455	72 470	53 848	467 038
3922901900	Other lavatory pans, flushing cisterns & urinals	52 216	540 842	145 019	1 537 590
3922909000	Similar sanitary ware, of plastics	286 627	2 177 128	426 705	4 269 696
3923101000	Film, tape and optical disc cases	65 940	1 552 478	402 436	5 936 697
3923109000	Other boxes, cases, crates and similar articles	1 974 430	22 565 834	18 612 863	79 472 571
3923211100	Aseptic bag reinforced w/ alum foil; width >= 315mm; length >= 410mm	14 262	272 026	241 764	4 167 297
3923211900	Aseptic bag reinforced w/ alum foil; width < 315mm; length < 410mm	239 039	3 658 742	575 587	9 347 507
3923219100	Aseptic bag not reinforced w/ alum foil; width >= 315mm; length >= 4	28 582	348 536	146 783	3 540 809
3923219900	Aseptic bag not reinforced w/ alum foil; width < 315mm; length < 410	657 805	8 092 246	2 416 139	28 771 014
3923291000	Aseptic bag not reinforced w/ alum foil; width >= 315mm; length >= 4	48 507	564 684	288 706	4 789 871
3923299000	Aseptic bag not reinforced w/ alum foil; width < 315mm; length < 410	714 642	8 145 701	3 709 292	43 800 224
3923302000	Multilayer fibreglass reinforced fuel container	58 194	720 217	260 916	3 433 007
3923309000	Other carboys, bottles, flasks & similar article	766 384	8 278 779	2 732 111	32 244 387
3923401000	Spool, bobbin & similar support; suitable for machines heading 84.44	81 812	1 046 891	400 413	7 222 747
3923409000	Other spool, cop, bobbin & similar support	96 998	995 975	668 190	6 678 350
3923500000	Stoppers, lids, caps and other closures	1 388 585	10 831 624	4 397 263	58 983 135
3923901000	Toothpaste tubes container, of plastic	35 154	199 467	264 261	1 594 474
3923909000	Oth articles for the conveyance/packing goods of plastics	1 733 020	19 110 486	4 816 737	59 172 957
3924100010	Tableware & kitchenware of melamine	82 087	1 437 112	379 887	6 667 311
3924100090	Tableware & kitchenware except from melamine	62 725	810 352	252 730	2 770 281
3924901000	Bed pans, urinals (portable type) & chamber pots; of plastics	12 588	156 545	54 420	850 916
3924909000	Other household articles & hygienic/toilet articles, of plastics	1 725 466	16 063 265	7 264 964	65 501 150
3925100000	Reservoirs, tanks, vats & similar contain. capacity <= 300 litres	17 762	66 315	9 016	154 525
3925200000	Doors, windows & their frames & threshold for doors	266 535	2 939 556	377 986	3 728 613
3925300000	Shutters, blind (include Venetian blinds) and similar articles and pa	131 095	1 749 836	284 866	3 202 914
3925900000	Oth builder ware plastic, not elsewhere specified or included	249 205	3 106 688	566 064	9 047 897
3926100000	Office or school supplies of plastics	348 039	3 407 303	712 173	7 491 720
3926206000	Articles of apparel used for protection from chemical, radiation/fire	9 602	176 097	64 425	1 694 146
3926209000	Oth articles of apparel & clothing accessories; of plastics	729 344	8 177 165	3 760 645	50 870 704
3926300000	Fittings for furniture, coachwork or the like	185 082	2 101 879	731 164	7 074 092
3926400000	Statuettes & other ornamental articles	202 061	1 752 859	602 288	5 292 417
3926901000	Floats for fishing nets, of plastics	46 016	505 615	180 451	1 878 868
3926902000	Fan & handscreen, frames & handles and parts	99 670	457 889	103 714	900 049
3926903200	Plastic moulds with denture imprints	0	7 478	0	78 693
3926903900	Oth hygienic, medical & surgical articles; of plastics	388 873	4 955 994	4 246 944	46 875 294
3926904100	Police shields, of plastics	0	6 285	0	73 404
3926904200	Protective mask for use in welding & similar works	20 990	369 182	198 174	2 149 666
3926904400	Life saving cushions for the protection of persons falling from hegh	275	9 582	4 969	211 185
3926904900	Other safety and protective devices	80 054	840 407	607 833	8 999 491
3926905300	Transmission or conveyor belts or beltin	64 956	704 296	315 865	5 372 120
3926905500	Plastic J-hooks or bunch blocks for detonators	11 441	163 197	76 287	992 479
3926905900	Other industrial articles, of plastics	625 422	8 339 808	7 805 384	106 204 654

I.3. IMPOR MENURUT KOMODITI / IMPORT BY HS COMMODITY
***** DESEMBER/DECEMBER 2012 *****

HS	Uraian Komoditi Commodity Description	Berat Bersih / Net Weight (Kg)		Nilai / Value C.I.F (US\$)	
		Bulan ini Current Month	Kumulatif Cum.Jan. to date	Bulan ini Current Month	Kumulatif Cum.Jan. to date
3926906000	Poultry feeders	6 094	25 223	7 182	71 417
3926907000	Padding for articles of apparel orclothing accessories	187 785	2 591 558	866 114	10 787 900
3926908100	Shoe lasts	21 971	402 302	367 779	5 059 355
3926908200	Prayer beads	1 274	5 337	1 922	16 922
3926908900	Cards for jewellery/small objects ofpersonal adornment	277 702	2 889 666	460 783	6 823 694
3926909100	Other articles of plastics & othermaterial of kind used for grain sto	44 906	719 426	392 180	6 598 316
3926909200	Empty capsules of a kind suitable forpharmaceutical use	557	16 311	24 814	141 801
3926909900	Other articles of plastics and othermaterial	2 559 542	31 794 853	9 550 681	121 782 103
4001101100	Centrifuge concentrat,containing ammonia >= 0.5%;natural rubber	1 085 003	16 941 094	2 068 680	37 794 370
4001101900	Natural rubber latex,containing ammonia>= 0.5%;in other forms	0	91 939	0	272 326
4001102900	Natural rubber latex,containing ammonia< 0.5%;in other forms	0	417 625	0	899 711
4001211000	Natural rubber in smoked sheets, RSSGrade 1	200	61 247	1 428	160 630
4001213000	Natural rubber in smoked sheets, RSSGrade 3	39 221	978 702	118 092	2 923 520
4001219000	Natural rubber in other forms	40 000	512 272	111 100	1 631 698
4001221000	Technically Specified Natural Rubber(TSNR) 10	137 600	1 214 180	368 555	4 052 179
4001222000	Technically Specified Natural Rubber(TSNR) 20	757 351	3 618 741	2 239 048	12 682 926
4001223000	Technically Specified Natural Rubber(TSNR) L	7 981	58 892	33 305	261 346
4001225000	Technically Specified Natural Rubber(TSNR) GP	0	1	0	117
4001229000	Other Technically Specified NaturalRubber(TSNR)	200 591	2 466 674	581 263	7 534 356
4001292000	Latex crepes	0	6 765	0	70 374
4001293000	Sole crepes	98	98	1 241	1 241
4001295000	Other crepes	0	195 000	0	594 750
4001297000	Skim rubber	0	20 275	0	88 900
4001299900	Other natural rubber in other forms	20 160	540 098	56 750	1 519 679
4001309900	Other balata,gutta-percha,guayule,chicle similar natural gums, in c	2 770	51 120	11 377	196 645
4002110000	Styrene-butadiene rubber,Carboxilatedstyrene-butadiene rubber;i	735 142	12 262 780	1 154 238	23 001 473
4002191000	SBR,XSBR;in primary forms/in vulcanised,uncompound plates,shee	2 811 732	48 358 810	8 107 449	150 329 648
4002199000	Styrene-butadiene rubber,Carboxilatedstyrene-butadiene rubber;i	7 172 921	88 378 254	15 843 973	226 761 696
4002201000	Butadiene rubber (BR), in primary forms	1 926 844	28 292 726	5 643 364	95 702 434
4002209000	Butadiene rubber (BR), in other forms	3 403 030	43 714 031	9 482 648	147 106 684
4002311000	Isobutene-isoprene rubber,unvulcanised,uncompound plates,shee	462 529	8 248 654	1 758 202	34 819 986
4002319000	Isobutene-isoprene (butyl) rubber (IIR), in other process	307 130	5 750 102	1 098 390	22 383 875
4002391000	Halo-isobutane-isoprene rubber,unvulcanised,uncompound plate;	126 158	868 025	570 268	4 049 070
4002399000	Halo-isobutane-isoprene (butyl) rubber (CIIR/BIIR), in other proces	563 374	7 601 239	2 906 931	40 288 524
4002410000	Chloroprene (chlorobutadiene) rubber(CR), in latex form	189 432	2 918 280	516 242	8 125 040
4002491000	Chloroprene (chlorobutadiene) rubber(CR), in primary form	175 496	1 538 486	871 399	8 075 034
4002499000	Chloroprene (chlorobutadiene) rubber(CR) in other form	216 984	4 332 343	995 111	21 857 437
4002510000	Acrylonitrile-butadiene rubber (NBR), in latex form	1 205 097	12 748 952	1 965 292	23 560 640
4002591000	Acrylonitrile-butadiene rubber (NBR), in primary form	81 183	474 208	241 695	1 793 195
4002599000	Acrylonitrile-butadiene rubber (NBR), in other form	230 051	4 090 223	806 081	15 263 351
4002601000	Isoprene rubber (IR) in primary forms	72 730	887 155	280 428	3 339 164
4002609000	Isoprene rubber (IR) in other forms	779	728 991	20 975	3 420 983
4002701000	Ethylene-propylene-non-conjugated dienerubber (EPDM), in prim	153 209	2 004 266	597 378	10 392 458
4002709000	Ethylene-propylene-non-conjugated dienerubber (EPDM), in other	610 513	7 291 720	2 380 992	31 113 675
4002801000	Mixture of natural rubber latex withsyntetic rubber latex	150 724	1 846 146	443 549	5 863 614
4002809000	Other mixtures of any product of heading 40.01 with any product i	87 887	771 611	271 792	2 633 179
4002910000	Oth synthetic rubber & factice derivedfrom oils, in latex forms	302 579	8 048 277	435 213	12 313 937
4002992000	Oth synt rubber&factice derived from oil ;primary form,unvulcanis	33 600	79 629	77 280	300 920
4002999000	Oth synthetic rubber & factice derivedfrom oils in other form	213 358	4 588 925	946 171	18 190 227
4003000000	Reclaimed rubber in primary formsoar inplates, sheets or strips	1 825 643	12 913 777	921 672	8 836 115
4004000000	Waste,paring&rubber scrap (oth hardrubber)&powder&granule of	478 663	9 987 705	340 805	5 413 670
4005101000	Compounded of natural gums with carbonblack/silica,unvulcaniser	30 426	246 856	125 186	1 133 910
4005109000	Compounded other rubber with carbonblack/silica,unvulcanised,ir	262 168	3 633 542	1 482 560	24 776 825
4005200000	Solutions; dispersions oth than those of subheading 4005.10	92 692	998 576	140 825	1 718 235
4005911000	Natural gums,in plates, sheets, & strip	20 618	240 369	73 083	1 263 442
4005919000	Other compounded rubber,unvulcanised,inplates, sheets, & strip	233 924	3 578 604	1 025 256	15 356 000
4005991000	Other compounded rubber,unvulcanised,inlatex form	5 345	106 300	2 141	385 779
4005999000	Other compounded rubber,unvulcanised,inother form	206 607	4 844 618	797 329	12 427 998
4006100000	"camel-back" strip for retreading rubber tyres, unvulcanised	133 885	1 286 129	251 016	1 921 361
4006901000	Natural gums; unvulcanised	0	28 971	0	297 360
4006909000	Oth forms & articles of unvulcanisedrubbers	115 218	962 751	1 101 940	14 076 621
4007000000	Vulcanised rubber thread & cord.	486 927	6 400 469	1 502 334	20 568 073
4008111000	Plates,sheet&strip of cell. rubber;thick<=5mm;lined w/ one side te	3 836	214 100	47 626	1 478 554
4008112000	Floor tiles and wall tiles of cellularrubber	0	33 902	0	84 399
4008119000	Other plates, sheets & strip of cellular rubber	135 145	2 853 344	457 671	8 446 874
4008190000	Other forms of cellular rubber	80 089	1 275 361	543 702	8 120 864
4008211000	Plate,sheet&strip non-cell. rubber;thick<=5mm;lined w/ one side t	114 673	685 643	305 553	4 233 206
4008212000	Floor tiles and wall tiles of non-cellular rubber	551	10 465	2 771	60 375
4008219000	Other plates, sheets, & strip ofnon-cellular rubber	137 961	1 880 776	670 871	7 005 975
4008290000	Other forms of non-cellular rubber	55 973	808 328	543 091	6 795 037
4009110000	Tube,pipe & hose,not reinforced/combined w/ oth material witho	129 883	3 518 481	648 037	15 098 287

I.3. IMPOR MENURUT KOMODITI / IMPORT BY HS COMMODITY
***** DESEMBER/DECEMBER 2012 *****

HS	Uraian Komoditi Commodity Description	Berat Bersih / Net Weight (Kg)		Nilai / Value C.I.F (US\$)	
		Bulan ini Current Month	Kumulatif Cum.Jan. to date	Bulan ini Current Month	Kumulatif Cum.Jan. to date
4009121000	Mining slurry suction&discharge hose,not reinforce/combine w/ o	16 712	342 278	104 758	1 459 505
4009129000	Oth tubes,pipes & hoses, not reinforced/combined w/ oth mtrl wi	67 959	664 915	356 676	3 375 043
4009211000	Mining slurry suction&discharge hose,reinforce/combine w/ oth r	11 379	128 583	24 957	1 175 735
4009219000	Oth tube,pipe & hose,reinforced/combined w/ oth materials w/o l	162 346	2 502 552	1 251 170	24 122 650
4009221000	Mining slurry suction&discharge hose,reinforce/combine w/ oth r	1 850	9 584	49 007	203 805
4009229000	Oth tube,pipe & hose,reinforced/combined w/ oth materials w/ fi	157 856	1 439 201	3 985 302	21 101 242
4009311000	Mining slurry suction&discharge hose,reinforce/combine w/ textil	5 699	763 932	73 867	1 192 426
4009319100	Fuel hoses,header hoses&water hoses,used on motor vehicles	168 303	2 776 531	3 034 130	33 464 471
4009319910	Rubber hose for gas stove, withoutfittings	0	279 527	0	482 913
4009319990	Oth tube,pipe&discharge hose,reinforced/combined w/ textile, wi	146 762	1 798 438	1 029 406	11 516 531
4009321000	Mining slurry suction&discharge hose,reinforce/combine w/ textil	0	227 476	0	298 709
4009329010	Rubber hose for gas stove, with fittings	7 055	8 876	62 062	96 857
4009329090	Oth tube,pipe&discharge hose,reinforced/combined w/ textile, wi	47 370	756 912	554 940	11 478 834
4009410000	Mining slurry suction&discharge hose,reinforce/combine w/ oth r	254 161	4 624 239	1 036 555	18 150 440
4009421000	Mining slurry suction&discharge hose,reinforce/combine w/ oth r	8 157	200 589	137 422	1 066 407
4009429000	Oth tube,pipe & hose,reinforced/combined w/ oth material, with l	214 418	4 176 143	3 601 970	60 018 240
4010110000	Conveyor belts/belting,reinforced withmetal	35 124	4 550 649	310 793	31 692 903
4010120000	Conveyor belts/belting,reinforced withtextile material	649 266	4 476 421	2 192 143	14 053 610
4010190000	Other conveyor belts/belting, reinforced with other material	1 087 962	5 789 650	6 013 630	28 382 610
4010310000	V-belts,V-ribbes of an outside circumference >60cm and <=180cm	21 824	412 868	451 537	6 521 965
4010320000	V-belts,oth than v-ribbed, of an outside circumference>60cm and	7 688	64 165	115 218	1 017 267
4010330000	V-belts,V-ribbed,of an outside circumference>180cm and <=240cm	2 791	22 390	24 324	299 129
4010340000	V-belts,oth than v-ribbed, of an outside circumference>180cm anc	147	13 566	4 944	335 658
4010350000	Endless synchronous belt,of an outsidecircumference>60cm and <	93	12 897	3 823	272 479
4010360000	Endless synchronous belt,of an outsidecircumference>150cm and	2	1 576	138	26 435
4010390000	Oth transmission belts/belting	249 419	3 713 565	1 851 921	38 961 318
4011100000	New pneumatic tyres, of rubber of a kindused on motor cars	1 833 991	18 607 744	4 075 369	61 798 059
4011201000	New pneumatic tyre,of rubber used onbuses/lorries, width<450m	4 057 486	50 042 660	9 202 557	116 257 162
4011209000	New pneumatic tyre,of rubber used onbuses/lorries, width>=450n	45 700	2 683 321	367 142	14 638 917
4011300000	New pneumatic tyres,of rubber of a kindused on aircraft	65 130	840 684	738 117	8 431 181
4011400000	New pneumatic tyres,of rubber of a kindused on motorcycles	148 350	1 273 136	533 646	4 714 055
4011500000	New pneumatic tyres,of rubber of a kindused on bicycles	365 617	4 232 372	438 430	5 989 316
4011611000	New pneumatic tyres,of rubber used onagricultural/forestry tractc	95 014	1 261 734	271 507	3 421 252
4011619000	New pneumatic tyres,of rubber used onagricultural/forestry vehicl	33 677	920 310	149 144	3 069 872
4011621000	New pneumatic tyres,of rubber, rimsize <61 cm,used on tractors	16 538	277 537	53 769	655 646
4011629000	New pneumatic tyres,of rubber, rimsize <61 cm,used on const/ind	26 532	631 181	43 466	2 276 107
4011631000	New pneumatic tyre,of rubber,rim size >=61cm, used on tractors	95 894	330 744	34 275	837 454
4011639000	New pneumatic tyre,of rubber,rim size >=61cm, used on const/ind	0	1 316 952	0	7 779 273
4011690000	New pneumatic tyre,of rubber, used foroth purpose	9 331	6 256 194	63 547	49 728 725
4011921000	Oth new pneumatic tyre,of rubber,used on agricul./forestry tracto	3 452	33 045	4 860	255 769
4011929000	Oth new pneumatic tyre,of rubber,used on agricul./forestry vehicl	137	61 827	564	143 518
4011931000	Oth new pneumatic tyre,of rubber,rimsize <61 cm,used on tractor	417 331	3 816 758	385 662	2 488 989
4011939000	Oth new pneumatic tyre,of rubber,rimsize <61 cm,used on const/i	213 047	2 587 762	1 096 534	18 463 284
4011941000	Oth new pneumatic tyre,rubber,rimsize>=61cm,used on mach of l	870 309	4 807 063	7 776 289	43 712 705
4011942000	Oth new pneumatic tyre,rubber,rimsize>=61cm,used on tractor,fo	0	2 929 914	0	27 199 404
4011949000	Oth new pneumatic tyre,of rubber,rimsize >=61cm, used for oth. p	1 833 819	23 337 652	17 353 345	220 253 258
4011991000	Oth new pneumatic tyre,of rubber, usedon vehicles of chap.87	328 162	8 662 338	3 500 360	78 785 929
4011992000	Oth new pneumatic tyre,of rubber, usedon mach of heading 84.29	117 039	2 247 371	644 199	16 803 119
4011993000	Oth new pneumatic tyre,of rubber, usedfor oth, width>=450mm	0	126 915	0	781 460
4011999000	Oth new pneumatic tyre,of rubber, usedfor oth, width<450mm	17 556	4 356 946	182 282	45 179 919
4012110000	Retreaded tyres,used on motor cars	0	95	0	757
4012129000	Retreaded tyres,used on buses/lorries,width>=450mm	1 052	16 206	1 993	29 409
4012130000	Retreaded tyres,used on aircraft	33 829	339 905	166 710	1 944 602
4012192000	Retreaded tyres,used on bicycles	0	2 065	0	1 681
4012193000	Retreaded tyres,used on machinery ofheading 84.29/84.30	0	13 479	0	78 852
4012194000	Retreaded tyres,used on oth vehicles ofchapter 87	0	19 629	0	92 357
4012199000	Retreaded tyres,used for oth purposed	10 196	752 016	18 212	763 124
4012201000	Used pneumatic tyres,used on motor cars	0	394	0	3 200
4012202100	Used pneumatic tyres,used on buses/lorries, width<450mm	0	6 094	0	18 613
4012202900	Used pneumatic tyres,used on buses/lorries, width>=450mm	0	12 982	0	2 649
4012209900	Used pneumatic tyres,used on oth purpose, oth than buffed tyres	0	67	0	149
4012901400	Solid tyres,external diameter >250 mm,width<450mm	56 466	275 663	194 675	1 040 269
4012901500	Solid tyres,external dia.>250,width> 450mm,used on vehicle of ch.	5 152	61 350	25 280	608 187
4012901600	Oth solid tyres,external diameter>250mm,of a width>450mm	0	107 736	0	421 550
4012901900	Oth solid tyres,external diameter<250mm,of a width>450mm	78 461	1 037 123	452 351	3 646 729
4012902100	Cushion tyres, of a width not exceeding450mm	44	73 929	2 454	388 326
4012902200	Cushion tyres, of a width exceeding450mm	0	44 503	0	183 114
4012907000	Replaceable tyre treads, width<450mm	119 421	966 753	444 206	3 482 709
4012908000	Tyre flaps	54 260	498 649	116 277	965 372
4012909000	Oth retreaded/used pneumatic,solid/cushion tyres, of rubber	51 175	605 725	87 900	1 044 911
4013101100	Inner tubes,of rubber,used on motor carwidth<450mm	275 304	2 217 117	422 454	3 808 300

I.3. IMPOR MENURUT KOMODITI / IMPORT BY HS COMMODITY
***** DESEMBER/DECEMBER 2012 *****

HS	Uraian Komoditi Commodity Description	Berat Bersih / Net Weight (Kg)		Nilai / Value C.I.F (US\$)	
		Bulan ini Current Month	Kumulatif Cum.Jan. to date	Bulan ini Current Month	Kumulatif Cum.Jan. to date
4013101900	Inner tubes,of rubber,used on motor carwidth tyres>450mm	6 782	132 053	22 868	170 597
4013102100	Inner tubes,of rubber,used on bus/lorriwidth tyres<450mm	20 750	373 617	54 843	606 409
4013102900	Inner tubes,of rubber,used on bus/lorriwidth tyres>450mm	17	142 142	286	442 123
4013200000	Inner tubes,of rubber,used on bicycles	188 666	1 365 693	194 139	2 317 144
4013901100	Inner tube,of rubber,used on heading84.29/84.30;width tyres<450	8 819	62 440	26 764	149 857
4013901900	Inner tube,of rubber,used on heading84.29/84.30;width tyres>450	0	55 301	0	265 032
4013902000	Inner tube,of rubber,used on motorcycle	53 134	992 356	97 525	864 925
4013903100	Inner tube,of rubber,used on oth vehicle of chap.87, width tyres<4	0	27	0	503
4013903900	Inner tube,of rubber,used on oth vehicle of chap.87, width tyres>4	5 059	87 042	5 530	105 451
4013904000	Inner tube,of rubber,used on aircraft	3	597	1 480	21 644
4013909100	Oth inner tube,of rubber,suitable forfitting to tyres of width<450m	32 648	239 322	50 037	535 806
4013909900	Oth inner tube,of rubber,suitable forfitting to tyres of width>450m	163 016	2 102 682	248 469	1 544 587
4014100000	Sheath contraceptives	30 827	733 129	461 914	9 612 201
4014901000	Teats for feeding bottles & similararticles	47 985	181 204	569 164	2 317 221
4014904000	Stoppers for pharmaceutical use	29 584	402 583	481 356	7 269 794
4014909000	Oth hygienic/pharmaceutical articles,ofvulcanised rubber	29 632	245 201	304 879	2 700 903
4015110000	Gloves, mittens & mitts, for surgical	173 231	1 578 158	1 223 885	10 605 480
4015190000	Gloves, mittens & mitts, for otherpurposed	117 799	1 078 124	676 064	7 233 893
4015901000	Lead aprons	501	13 138	6 352	108 554
4015902000	Divers' suits(wet suit)	113	1 086	382	14 311
4015909000	Oth article of apparel, clothing accessfor all purposed	61 830	315 418	315 826	2 948 290
4016101000	Padding for articles of apparel orclothing accessories	13 718	148 456	169 498	1 718 778
4016109000	Oth articles of vulcanised rubber otherof cellular rubber	55 871	586 288	542 426	4 535 005
4016911000	Mats	96 801	1 308 482	206 130	3 367 182
4016912000	Tiles	0	856	0	15 062
4016919000	Oth floor coverings	177 452	1 281 167	314 838	2 135 423
4016921000	Eraser tips	101 633	947 886	326 039	3 930 960
4016929000	Other erasers	66 920	838 606	142 966	1 629 295
4016931000	Gasket,washer&seal used to insulate theterminal lead of electroly	8 070	146 330	203 463	4 757 002
4016932000	Gasket&O-ring, used on motor vehicle ofheading 87.02,87.03,87.0	39 258	1 347 363	853 436	14 593 412
4016939000	Oth gaskets, washers & oth seals	836 663	21 585 651	8 952 778	145 847 648
4016940000	Boat/dock fenders,whether/not inflatable	436 715	2 219 375	1 102 703	7 965 630
4016950000	Oth articles of vulcanised rubber,inflatable	156 265	1 357 810	454 092	6 377 014
4016991300	Weatherstripping,used on motor vehicleof heading 87.02,87.03/8	67 736	798 736	800 515	10 532 575
4016991400	Oth article of vulcanised rubber,forvehicle of heading 87.02-87.05	262 422	2 912 979	2 974 344	39 622 709
4016991500	Oth article of vulcanised rubber,forvehicles 87.09,87.13,87.15&87	5 556	117 200	92 279	1 518 150
4016991700	Bicycle parts	4	1 319 466	41	5 183 066
4016991800	Other bicycle accessories	6 975	46 440	21 739	133 613
4016991900	Oth parts & access for vehicle of rubber of chapter 87	27 172	333 035	259 753	3 500 982
4016992000	Parts & access of rotochutes of heading88.04	13 570	117 953	121 209	1 119 646
4016993000	Rubber bands	777 314	7 361 257	931 838	9 409 470
4016994000	Wall tiles	29 281	530 804	175 311	2 163 198
4016995100	Rubber rollers	131 892	1 683 251	717 266	7 678 153
4016995200	Tyre moulds bladders	14 134	225 695	258 891	3 737 197
4016995300	Electrical insulators hoods	61	1 361	4 410	32 395
4016995400	Rubber grommets & rubber cover forautomotive wiring harnesses	84 951	1 482 770	1 521 338	23 050 095
4016995900	Oth article,used in machinery/mechanical/electrical appliances/fo	77 296	1 120 090	1 719 108	23 074 339
4016996000	Rail pad, of rubber	338	29 873	14 994	418 577
4016997000	Structural bearings including bridgebridge bearings, oth than rail p	9 593	94 104	220 020	2 792 651
4016999100	Table coverings	166	64 656	13 293	539 033
4016999900	Oth articles of vulcanised rubber foroth purposed	334 608	3 875 864	3 259 238	33 287 586
4017001000	Floor tiles&wall tiles	1 173	31 422	34 685	637 074
4017002000	Other articles of hard rubber	22 257	146 089	83 155	2 093 736
4017009000	Other hard rubber in all form,includewaste & scrap, articles of har	13 031	337 400	200 540	3 187 120
4101201000	Hide&skin,weight/skin<8kg(simply dried),10kg(dry-salt),16kg(fresh)	831 923	7 759 697	563 336	4 111 876
4101209000	Hide&skin,weight/skin<8kg(simply dry),10kg(dry-salt),16kg(fresh),	21	567 562	502	628 117
4101501000	Whole hide & skin,of a weight >16 kg,pre-tanned	41 035	1 182 648	32 086	1 147 493
4101509000	Whole hide & skin,of a weight >16 kg,not pre-tanned	0	2	0	26
4101901000	Oth hide&skin,inc butt,weight/skin<8kg(simply dry),10kg(dry-salt)	0	43	0	340
4101909000	Oth hide&skin,inc butt,weight/skin<8kg(simply dry),10kg(dry-salt)	149 791	2 027 543	115 250	1 512 688
4102100000	Raw skins of sheep/lambs with wool on	76 500	284 507	68 475	255 362
4102210000	Raw skins of sheep/lambs without wool on , pickled	8 000	77 897	130 600	1 042 519
4102291000	Oth raw skins of sheep/lamb without wool on , not pickled,pre-tan	0	106 717	0	28 242
4102299000	Oth raw skins of sheep/lamb without wool on , not pickled,not pre	0	146 842	0	64 957
4103209000	Raw hide & skin of reptiles,not pre-tanned	0	1 540	0	27 075
4103300000	Raw hide & skin of swine	529	2 222	7 820	33 164
4103900000	Raw hide & skin of oth animal	60 000	483 101	33 486	361 908
4104110010	Bovine leather, vegetable pre-tanned,full grains, unsplit in the wet	4 578	679 114	88 766	2 364 631
4104110090	Oth tanned/crust hide&skin of bovine,full grain,unsplit in the wet :	713 620	8 977 980	1 080 266	13 861 300
4104190000	Oth tanned/crust hide&skin of bovine,not full grain,unsplit in the v	126 119	3 811 568	237 662	8 203 984
4104410000	Crust vegetable(semi-tanned) hide&skin,full grain,unsplit;in the dr	84 992	2 312 738	1 566 206	41 571 780

I.3. IMPOR MENURUT KOMODITI / IMPORT BY HS COMMODITY
***** DESEMBER/DECEMBER 2012 *****

HS	Uraian Komoditi Commodity Description	Berat Bersih / Net Weight (Kg)		Nilai / Value C.I.F (US\$)	
		Bulan ini Current Month	Kumulatif Cum.Jan. to date	Bulan ini Current Month	Kumulatif Cum.Jan. to date
4104490000	Oth crust vegetable(semi-tanned) hide&skin,full grain,unsplit:in th	331 079	4 966 559	4 493 061	64 938 528
4105100000	Tanned/crust sheep/lamb skin,w/o wool on/hair on,in the wet sta	84 467	824 511	986 081	8 432 280
4105300000	Tanned/crust sheep/lamb skin,w/o wool on/hair on,in dry state	6 001	33 418	508 768	2 689 129
4106210000	Tanned/crust goat/kid hide&skin,w/o wool on/hair on,in the wet s	476	246 469	2 499	2 091 228
4106220000	Tanned/crust goat/kid hide&skin,w/o wool on/hair on,in the dry s	101	10 165	4 157	316 121
4106320000	Tanned/crust hide & skin of swine,w/owool on/hair on,in the dry s	0	5 040	0	101 399
4106402000	Tanned/crust hide & skin of reptiles,w/o wool on/hair on,in the dr	0	309	0	6 098
4106920000	Oth tanned/crust hide&skin of oth animal,w/o wool on/hair on,in	880	11 929	91 841	1 213 659
4107110000	Whole hide&skin,full grains,unsplit ofbovine/equine animals,w/o f	62 293	857 289	1 320 333	18 562 796
4107120000	Whole hide&skin,grains splits of bovine/equine animals,w/o hair c	15 273	265 726	264 065	4 590 058
4107190000	Oth whole hide&skin of bovine/ equineanimals, in oth form	306 069	4 167 012	5 365 601	70 637 796
4107910000	Oth whole hide&skin,including side ofbovine/equine animals,full g	7 461	94 608	103 317	1 872 348
4107920000	Oth whole hide&skin,including side ofbovine/equine animals, grai	146 380	1 558 102	3 568 270	38 727 866
4107990000	Oth whole hide & skin,including side,ofbovine/equine animals, in c	561 198	6 111 401	6 296 587	68 336 419
4112000000	Leather further prep. after tanning/crust,oth than leather of headi	13 424	434 425	654 745	9 340 307
4113100000	Leather further prepared after tanning/crusting, of goats or kids	43 211	443 374	1 588 161	15 751 735
4113200000	Leather further prepared after tanning/crusting, of swine	30 440	462 263	524 398	9 139 322
4113300000	Leather further prepared after tanning/crusting, of reptiles	26	194	4 875	61 309
4113900000	Leather further prepared after tanning/crusting, of oth animals	3 362	155 687	166 172	3 733 535
4114100000	Chamois (including combination chamois)leather	0	2 180	0	31 079
4114200000	Patent leather&patent laminated leather, metalised leather	117 766	645 842	1 033 171	7 397 848
4115100000	Composition leather with base of leather/leather fibre,in slabs, sh	6 284	190 795	273 000	5 494 564
4115200000	Paring end other waste of compositionleather,not suit for leather	0	1 359	0	3 695
4201000000	Saddlery & harness for any animal of any materials	0	24 817	0	63 402
4202110010	Travel goods w/ max dimension of h x w x l = 56cm x 45cm x 25cm	8 206	70 215	151 974	703 323
4202110090	Trunk,suit,vanity,executive,brief-caseswith outer surface of leathe	204 884	1 740 743	2 179 776	14 044 488
4202121100	School satchel with outer surface ofvulcanised fibre	10 968	49 748	61 938	473 488
4202121900	School satchel with outer surface ofplastics/textile materials	155 916	1 337 837	546 299	4 658 389
4202129100	Trunk,suit,vanity,executive,brief-casesw/ out surface of vulcanise	86 991	429 457	39 349	1 173 811
4202129900	Trunk,suit,vanity,executive,brief-casesw/ out surface of plastics/te	600 332	7 120 539	2 839 680	31 984 081
4202192000	School satchel,trunk,suit,vanity,brief,w/ outer surface of paperbo	679	19 015	2 237	44 033
4202199000	School satchel,trunk,suit,vanity,brief,w/ outer surface of plastic/te	135 900	1 867 077	702 870	8 492 027
4202210000	Hand bag with outer surface of leatheror of patent leather	8 184	335 769	1 263 489	11 669 860
4202220000	Hand bag with outer surface of plasticsheeting or of textile materi	277 537	4 899 684	2 174 511	28 485 208
4202290000	Hand bag with other outer surface	841 874	9 356 026	3 495 460	38 784 970
4202310000	Artcl in pocket/hand bag with outersurface of leather or of patent	15 696	233 149	778 422	5 932 908
4202320000	Artcl in pocket/hand bag with outer surface of plastics or of textile	163 929	2 010 282	725 379	7 408 578
4202391000	Article of kind normally carried pocketor in handbag with outer srf	257	15 181	1 108	107 356
4202392000	Article of kind normally carried pocketor in handbag with outer srf	1 512	1 819	5 904	6 649
4202393000	Article of kind normally carried pocketor in handbag w/ outer srfc	297	2 346	883	1 938
4202399000	Article of kind normally carried pocketor in handbag with outer srf	44 261	811 927	338 324	4 171 580
4202911100	Sport bags,with outer surface of leather composition leather/of p	0	1 536	0	7 798
4202911900	Oth Sport bags,with outer surface oflthr composition leather/of p	1	3 163	95	38 244
4202919000	Oth artcls with outer surface of leather or of patent leather	925	994 431	58 466	4 561 662
4202921000	Toiletry bags with outer surface ofplastic or of textile materials	59	51 058	2 393	204 056
4202922000	Bowling bags with outer surface ofplastic or of textile materials	145	1 207	5 414	33 203
4202929000	Other articles with outer surface ofplastic or of textile materials	115 145	1 150 087	1 534 882	13 984 787
4202991000	with outer surface of vulcanised fibreor paperbord oth bags	21 956	136 767	108 828	543 576
4202992000	with outer surface of vulcanised fibreor paperbord oth bags of coj	0	368	0	2 674
4202993000	with outer surface of vulcanised fibreor paperbord oth bags of nic	0	2	0	2
4202994000	with outer surface of vulcanised fibreor paperbord oth bags of ap	0	1	0	2
4202999000	Oth than trunk, suit-cases,handbags, &similar containers	92 057	1 041 257	245 927	3 266 767
4203100000	Articles of apparel of leather or ofcomposition leather.	1 798	18 071	140 755	1 459 186
4203210000	Gloves,mittens & mitts speciallydesigned for use in sports of leath	4 108	12 079	8 684	258 678
4203291000	Protective work gloves of leather or ofcomposition leather	20 555	259 406	50 748	1 332 052
4203299000	Oth gloves, mittens & mitts of leatheror of composition leather	32 382	228 684	43 971	694 967
4203300000	Belts & bandoliers of leather or ofcomposition leather	130 192	1 150 110	831 139	8 510 844
4203400000	Oth clothing access of leather or ofcomposition leather	13 556	114 701	160 177	1 751 515
4205001000	Oth articles of leather or ofcomposition leather, boot laces ; mats	10 660	111 503	261 842	1 726 836
4205002000	Oth articles of leather, industrialsafety belt & harnesses	19 198	157 121	493 704	1 453 611
4205003000	Leather strings or cords for jewelry orfor personal adornment	15 707	64 493	23 829	147 226
4205004000	Oth articles of a kind used in machinery or mechl appliance or for	4 547	131 965	30 823	712 231
4205009000	Oth articles of leather oth than bootlaces,safety belt & leather stri	8 471	96 877	263 327	1 833 908
4206009000	oth articles of gut of goldbeaters skinof bladders or of tendons	0	346	0	45 078
4301100000	Raw furkins of mink,whole, w/ or w/ohead,tail or paws of mink,wf	0	2 857	0	13 901
4301300000	Raw furkins of lamb, the followingastrakhan,broadtail, caracul, per	0	10	0	652
4301600000	Raw furkins of fox, whole, with orwithout head, tail or paws	0	1	0	8
4301800000	Raw furkins Oth furskins, whole, with or without head, tail or paw:	0	450	0	80 031
4302110000	Tanned or dressed furskins of mink	0	78	0	437
4302190000	Tanned or dressed furskins, oth than ofmink	23	35 227	41	1 991 178
4302200000	Tanned or dressed furskins,head,tails,paws,oth pieces/cutting not	0	4	0	1 753

I.3. IMPOR MENURUT KOMODITI / IMPORT BY HS COMMODITY
***** DESEMBER/DECEMBER 2012 *****

HS	Uraian Komoditi Commodity Description	Berat Bersih / Net Weight (Kg)		Nilai / Value C.I.F (US\$)	
		Bulan ini Current Month	Kumulatif Cum.Jan. to date	Bulan ini Current Month	Kumulatif Cum.Jan. to date
4302300000	Tanned or dressed furskins, whole skins& pieces or cuttings thereo	0	11	0	1 558
4303100000	Articles of apparel, clothingaccessories oth articles of furskin	185	10 511	14 224	449 650
4303902000	Article for industrial uses oth than offurskin	279	3 367	3 763	59 751
4303909000	Oth article of apparel,clothing accessories of furskin	3	2 564	93	224 223
4304001000	Artificial fur and articles thereof	1	1 566	2	200 642
4304002000	Article for industrial uses ofartificial fur	779	49 448	724	256 776
4304009100	Sport bags of artificial fur and andarticles thereof	191	507	282	3 157
4304009900	Oth then artificial fur&articles forindustrial uses&sport bags	0	852	0	39 421
4401100000	Fuel wood,in logs,in billets,in twigsfaggots or in similar forms	56 856	5 927 074	16 237	2 365 805
4401210000	Coniferous, wood in chips or particles	0	4 835 587	0	462 392
4401220000	Non-coniferous wood in chips or particles	6 930	134 238	4 027	175 291
4401310000	Wood pallets sawdust&wood waste and scrap, wheter or not anç	13	37 840	163	48 511
4401390000	Oth Sawdust&wood waste&scrap,whether ornot agglomerat in loç	0	426 894	0	290 844
4402901000	Oth than wood charcoal(including shell or nut charcoal), of bambo	0	10 872	0	21 236
4402909000	Oth wood charcoal(including shell or nut charcoal), of coconut she	0	36 345	0	102 710
4403101000	Baulks,sawlogs&vener logs wood in the rough,whether or not atriç	218	310 032	1 443	846 565
4403109000	Oth baulk,sawlog,pit-props,poles,piles treated with paint	218 129	4 007 621	170 544	2 304 262
4403209000	Other than wood of coniferous in the rough, not treated	3 165 577	6 012 126	168 299	1 621 714
4403411000	Baulks sawlog & veneer log of dark&light red meranti, meranti bak	0	48 000	0	23 386
4403419000	Oth than wood of dark&light red meranti, meranti bakau,in the ro	148 278	2 723 260	10 891	214 775
4403499000	Other than wood of other tropical wood in the rough, not treated	0	37 348	0	29 049
4403911000	Baulks sawlog & veneer log of oak not treated	342 966	19 909 216	149 714	6 793 600
4403919000	Other than wood of oak in the rough, not treated	190 813	3 317 682	183 955	1 962 223
4403921000	Baulks sawlog & veneer log of oak	0	77	0	607
4403929000	Other than wood of beech in the rough, not treated	0	68 362 996	0	1 998 018
4403991000	Baulks sawlog & veneer log of other tree not treated	24 933	4 339 014	62 287	1 596 699
4403999000	Other than wood of other tree in therough, not treated	24 250	1 791 242	26 277	793 110
4404100000	Hoopwood, split poles;piles, picket & the like of coniferous	0	58 127	0	17 355
4404201000	Hoopwood, split poles;piles, picket & the like of non coniferous	0	190	0	4 430
4404209000	Oth than Hoopwood, split poles;piles,picket & the like of non conil	13 500	120 576	4 318	95 472
4405001000	Wood wool,	0	67 370	0	27 648
4405002000	Wood wool, wood flour.	185 107	5 622 963	91 064	2 443 521
4406900000	Oth Railway or tramway sleepers(cross-ties) of wood impregnated	297 964	364 184	27 053	237 942
4407100000	Wood sawn/ chipped length of a thick > 6 mm.of Coniferous,Planç	6 725 248	61 085 484	3 950 509	35 537 963
4407219000	Wood sawn/ chipped length of a thick > 6 mm.of Mahogany,not pl	0	30 304	0	65 756
4407251100	Wood sawn/ chipped of a thick > 6mm.ofdark&light red meranti,S	0	328 339	0	179 094
4407251900	Wood sawn/ chipped of a thick > 6mm. ofdark&light red meranti,S	45 019	1 051 425	24 556	606 675
4407252100	oth wood sawn/ chipped of a thick > 6 mm.of meranti bakau,plane	296 000	2 679 900	191 107	2 013 443
4407261000	Wood sawn/ chipped of a thick > 6mm.of White Lauan,Seraya,yell	0	8 300	0	15 301
4407271000	Wood sawn/ chipped of a thick > 6 mm.ofSapelli,Sanded or end-jo	0	697 340	0	373 294
4407279000	Wood sawn/ chipped of a thick > 6 mm.ofSapelli,not planed, not S	239 986	6 342 266	166 312	3 449 298
4407289000	Wood sawn/ chipped of a thick > 6 mm.ofIroko,not planed, not Sa	0	946 563	0	915 059
4407291100	Wood sawn/ chipped of a thick > 6 mm.ofJelutong,Planed	0	3 450	0	353
4407293900	Oth than Wood sawn/ chipped of a thick > 6 mm.of Kempas,Not p	0	133 192	0	154 610
4407294900	Wood sawn/ chipped of a thick > 6 mm.ofKeruing,Not planed, not	0	127 083	0	212 739
4407295900	Wood sawn/ chipped of a thick > 6 mm.ofRamin,Not planed, not S	0	23 950	0	12 298
4407296900	Wood sawn/ chipped of a thick > 6 mm.ofTeak,Not planed, not Sai	0	46 127	0	89 967
4407297900	Oth wood sawn/ chipped of a thick >6 mm.of Balau,Not planed, nc	0	23 722	0	61 630
4407299100	Wood sawn/ chipped of a thick > 6 mm.ofJongkong & Merbau,San	0	80 049	0	56 439
4407299200	Wood sawn/ chipped of a thick > 6 mm.ofJongkong & Merbau oth	0	2 520 957	0	413 899
4407299300	Oth sanded or end jointed&of a thick> 6 mm jongkok & merbau	0	123 699	0	66 479
4407299990	Oth than tropical wood, oth sanded or end jointed&planed,thicknç	22 703	508 991	34 711	564 494
4407911000	Wood sawn/ chipped of a thick > 6 mm.ofOak,Sanded or end-joint	247 693	3 740 786	311 945	3 364 145
4407919000	Oth wood sawn/ chipped of a thick> 6 mm of Oak,Not planed, not	2 433 052	17 646 832	1 693 816	12 560 862
4407921000	Wood sawn/ chipped of a thick > 6 mm.ofbeech,Planed	45 178	754 546	25 805	568 924
4407929000	Wood sawn/ chipped of a thick > 6 mm.ofbeech,Not planed, not S	220 449	4 295 887	191 310	2 220 771
4407931000	Wood sawn/ chipped of a thick > 6 mm.ofMaple,Sanded or end-jo	26 420	220 941	21 825	220 168
4407939000	Oth than wood sawn/ chipped of a thick > 6 mm.of Maple,Not plan	121 292	4 169 230	237 738	5 614 406
4407941000	Wood sawn/ chipped of a thick > 6 mm.ofCherry,Sanded or end-jo	0	19 514	0	18 663
4407949000	Oth wood sawn/ chipped of a thick > 6 mm of Cherry,Not planed, l	0	3 090	0	1 803
4407951000	Wood sawn/ chipped of a thick > 6 mm.ofAsh,Planed or end-jointe	19 902	206 388	14 503	447 040
4407959000	Oth wood sawn/ chipped of a thick> 6 mm of Ash,Not planed, not	37 199	630 175	165 521	1 282 324
4407991000	Oth than wood sawn/ chipped of a thick> 6 mm.of Other tree,Plan	114 955	3 375 621	114 048	2 598 826
4407999000	Wood sawn/ chipped of a thick > 6 mm.ofOther tree,Not planed, r	2 024 339	31 583 268	1 472 194	22 040 654
4408101000	Cedar wood slats prepared for pencilmanufact;radiata pinewood c	437 120	5 968 325	194 293	3 297 944
4408103000	Face veneer sheets, coniferous	89 421	601 420	202 537	1 007 269
4408109000	Oth Coniferous,oth cedar wood slats,face veneer sheets	1 127 583	7 092 285	1 059 985	8 789 114
4408310000	Dark red meranti, light red meranti andmeranti bakau of the tropic	0	74 115	0	184 574
4408399000	Oth jelutong wood and oth wood preparedfor pencil manufact	167 988	2 497 257	359 185	5 117 535
4408900000	Oth than sheets for veneering and of the tropical wood of thickenç	950 402	10 147 801	1 059 428	17 186 239
4409100000	Coniferous wood cotinuously shapedalong any of its edgee,ends/f.	0	1 443 361	0	1 315 540

I.3. IMPOR MENURUT KOMODITI / IMPORT BY HS COMMODITY
***** DESEMBER/DECEMBER 2012 *****

HS	Uraian Komoditi Commodity Description	Berat Bersih / Net Weight (Kg)		Nilai / Value C.I.F (US\$)	
		Bulan ini Current Month	Kumulatif Cum.Jan. to date	Bulan ini Current Month	Kumulatif Cum.Jan. to date
4409210000	Non coniferos of bamboo	44 653	213 370	25 715	196 186
4409290000	Oth non coniferous oth teak stripsfriezes for parquet flooring	120 071	912 458	209 026	1 607 928
4410110000	Particle board & similar board of woodor other ligneous materials	18 152 129	262 015 608	4 549 755	69 875 236
4410120000	Oriented strand board of wood	0	580	0	656
4410190000	Oth particle board,oriented strand board (osb) of wood	801 855	13 250 373	319 151	4 947 429
4410900000	Oth than Particle board & similar boardof other ligneous materias	19 106	2 951 254	12 190	1 290 455
4411120000	Medium density fibreboard (mdf) of a thickness < 5mm	2 355 804	41 034 585	1 227 894	20 519 890
4411130000	Medium density fibreboard (mdf) of athickness > 5mm and < 9 mn	1 033 417	15 348 688	687 775	9 249 343
4411140000	Medium density fibreboard (mdf) of athickness > 9 mm	4 468 527	56 499 563	1 964 505	26 681 121
4411920000	Oth fibreboard of a density >0.8g/cm3	295 631	4 064 957	313 312	3 794 273
4411930000	Oth fibreboard of 0,5g/cm<density <0,8g/cm3	1 585 233	17 435 671	616 828	7 564 033
4411940000	Oth fibreboard of a density <0.5g/cm3	574 246	3 340 056	213 119	1 450 651
4412100000	Plywood,veneered panel&similar laminated wood of bamboo	13 271	283 367	8 725	298 170
4412310000	Oth plywood,consisting solaly <6mmthinkness w/ at least one out	104 213	2 727 796	24 389	1 841 828
4412320000	Oth plywood,each thick.<6mm with atleast one outer ply of non c	327 489	8 952 808	177 141	6 341 199
4412390000	Oth plywood consisting solely of sheetsof wood of each thick < 6 r	5 832 252	91 804 367	2 871 251	51 804 675
4412940000	Oth plywood,veneered panels&similar wood of blockboard,lamint	29 319	652 857	37 577	765 646
4412990010	Veneered panels&similar w/at least oneother wood	27	774 185	103	420 396
4412990090	Veneered panels&similar w/at least oneother wood	1 042 093	11 522 528	789 596	9 348 719
4413000000	Densified wood, in blocks,plates,stripsof profile shapes.	62 266	1 065 964	258 355	1 420 279
4414000000	Wooden frames for paintings, photographs mirrors or similar obje	14 211	126 336	45 477	388 402
4415100000	Cases, boxes, crates, drums & similar packings; cable-drums	39 100	375 407	65 774	957 207
4415200000	Pallets,box pallets& other load boards;pallet collars	177 356	2 252 881	104 687	1 482 536
4416001000	Staves casks,barrels,yats,tube and other coopera products and par	0	377	0	1 511
4416009000	Casks,barrels,vats,tubs&other coopersproducts & parts thereof, of	908	49 371	8 220	191 525
4417001000	Tools,tool bodies,tool handles,broom orbrush bodies & handles, o	616	26 208	6 256	116 131
4417009000	Oth Tools,tool bodies,tool handles,broom or brush bodies & handl	120 229	1 153 912	236 153	2 063 091
4418100000	Windows,french-windows&their framesof wood	0	853	0	1 543
4418200000	Doors & their frames & thresholds ofwood	70 641	842 453	70 676	1 345 960
4418400000	Shuttering for concrete construal workof wood	0	325 638	0	502 910
4418500000	Shingles & shakes of wood	0	327	0	4 825
4418600000	Posts and beams	0	10 005	0	19 855
4418710000	Assembled flooring panels	0	4 840	0	13 513
4418720000	Oth multilayer bullders joinery and carpantry of wood	0	160 327	0	292 469
4418790000	Oth assembled flooring panels of wood	16 761	337 753	21 157	394 107
4418901000	Oth Cellular wood panels	0	21 495	0	9 960
4418909000	Other builders joinery & carpentry of wood	192 882	2 951 870	164 524	2 857 727
4419000000	Tableware and kitchenware, of wood.	27 104	312 715	18 991	552 904
4420100000	Statuettes & oth ornaments, of wood	3 479	26 637	6 655	147 448
4420901000	Oth wooden articles of furniture notfalling in chapter 94	408	70 911	7 825	182 953
4420909000	Oth wood marquetry and inlaid,casket and similar articles of woo	27 588	468 917	113 164	2 253 684
4421100000	Clothes hangers of wood	35 407	287 858	119 886	2 948 047
4421901000	Spools, cops & bobbins, sewing threadreels and the like of wood	1 666	19 137	21 448	165 031
4421902000	Match splints	0	8 653	0	12 373
4421903000	Wooden pegs or pins for footwear	611	80 704	2 020	328 594
4421904000	Candy-sticks, ice-cream sticks & Ice cream spoons	68 035	1 510 964	117 381	2 813 351
4421907000	Fans & handscreens, frames & handles of wood	0	10 370	0	25 299
4421908000	Toothpicks of wood	205 110	925 878	87 747	601 686
4421909300	Prayer beads	0	398	0	20 301
4421909400	Oth beads	206	5 875	3 462	159 385
4421909900	Other wooden articles	305 759	1 776 785	392 335	3 868 097
4501100000	Natural cork, raw / simply prepared:wasta cork,crushed,granulate	198	20 840	3 594	40 149
4501900000	Oth Natural cork,raw/ simply prepared; wasta cork,crushed,granul	550	27 551	3 034	95 056
4502000000	Natural cork,debarked or roughly squared or in rectangular (includ	982	32 534	15 122	99 968
4503100000	Corks and stoppers	17 400	62 205	239 223	826 962
4503900000	Other articles of natural cork.	5 079	183 950	14 921	455 732
4504100000	Blocks, plates, sheets & strip; tiles of any shape:solid cylinders,inc	15 809	3 098 855	110 980	1 093 440
4504900000	Other agglomerated cork and articles ofagglomerated cork	22 358	484 008	327 118	1 933 712
4601210000	Mats, matting and screens of vegetablematerials of bamboo	57	232 511	746	435 315
4601220000	Mats, matting and screens of vegetablematerials of rattan	0	1 656	0	1 960
4601290000	Oth mats,matting & screens of vegetablevegetable of material	87	33 133	1 411	120 607
4601921000	Plaits and similar products of plaitingmaterial of bamboo	0	3 934	0	9 198
4601929000	Other of bamboo	0	13 254	0	17 059
4601939000	Other of rattan	0	33	0	2 927
4601941000	Plaits and similar products of plaitingmaterials,whether of vegetat	0	10 392	0	49 274
4601949000	Other of other vegetable material	0	1 069	0	1 562
4601991000	Mats and matting of other vegetablematerials	0	83	0	460
4601999000	Oth Plaits & similar products of plaiting of other materials,whethe	5 583	8 158	46 279	54 766
4602110000	Basketwork, wickerwork & other articles, of vegetable material of	2 684	136 686	1 937	131 109
4602120000	Basketwork, wickerwork & other articles, of vegetable material of	999	17 141	3 965	80 851
4602190000	Oth than basketwork, wickerwork & otherarticles, vegetable mate	23	34 688	286	127 353

I.3. IMPOR MENURUT KOMODITI / IMPORT BY HS COMMODITY
***** DESEMBER/DECEMBER 2012 *****

HS	Uraian Komoditi Commodity Description	Berat Bersih / Net Weight (Kg)		Nilai / Value C.I.F (US\$)	
		Bulan ini Current Month	Kumulatif Cum.Jan. to date	Bulan ini Current Month	Kumulatif Cum.Jan. to date
4602900000	Oth basketwork, wickerwork & otherarticles, of other materials	2 798	13 030	23 154	88 382
4701000000	Mechanical wood pulp.	22 872 295	212 204 715	13 734 384	123 041 671
4702000000	Chemical wood pulp, dissolving grades.	33 427 405	432 229 012	31 078 612	422 183 714
4703110000	Chemical wood pulp, soda, oth than dissolving grades,unbleached,	3 130 742	36 135 573	1 868 738	23 020 683
4703210000	Chemical wood pulp, soda, oth than dissolving grades,bleached,co	32 564 306	494 978 528	21 761 370	354 727 288
4703290000	Chemical wood pulp, soda, oth than dissolving grades,bleached,nc	6 859 971	79 097 253	4 104 138	48 940 705
4704110000	Chemical wood pulp,sulphite,oth than dis solving grades,unbleach	0	3 879 420	0	2 141 638
4704190000	Chemical wood pulp,sulphite,oth than dis solving grades,unbleach	0	11 598	0	63 360
4704210000	Chemical wood pulp,sulphite,oth than dis solving grades,bleached	3 891 444	20 694 009	2 922 614	15 736 361
4704290000	Chemical wood pulp,sulphite,oth than dis solving grades,bleached	42 829	5 087 440	70 174	3 426 137
4705000000	Wood pulp obtained by a combination ofmechanical & chemical p	2 762 192	50 512 794	1 485 676	28 163 941
4706100000	Cotton linters pulp	134 328	2 827 789	548 550	7 758 400
4706200000	Pulps of fibres derived from recovered (waste & scrap) paper or p	1 293	242 001	9 683	292 043
4706300000	Pulps of fibres derived from recoveredof oth than bamboo	26	14 008	892	85 174
4706910000	Mechanical pulps of fibres derived fromrecovered paper or paperk	594 281	7 839 202	407 964	5 839 597
4706920000	Chemical pulps of fibres derived fromrecovered paper or paperbo	131 444	2 599 045	208 223	3 973 960
4706930000	obtained by a combination of mechanical&chemical proceses reco	48	14 964 967	611	11 684 316
4707100010	Recovered Unbleached kraft paper & paperboard for paper makin	153 610 881	1 512 746 036	31 949 524	324 644 582
4707100090	Recovered Unbleached kraft paper & paperboard for paper other	1 285	138 403	2 364	268 404
4707200010	for paper making purpose Recoveredbleached chemical pulp,	2 814 603	68 480 986	791 049	20 802 305
4707200090	Recovered bleached chemical pulp, forother purpose	31	1 865	622	20 215
4707300010	Recovered mechanical pulp paper orpaperboard for paper making	49 443 361	566 051 653	10 622 061	129 422 167
4707300090	Recovered mechanical pulp paper orpaperboard for other purpose	11 662	135 973	17 452	262 512
4707900010	Recovered unsorted waste &scrap paper & paperboard for paper	7 610 030	144 932 625	1 121 807	24 871 605
4707900090	Recovered unsorted waste and scrappaper & paperboard for othe	0	882	0	2 484
4801001000	Newsprint, in rolls or sheets. weighingnot more than 55 g/m2	81 261	2 231 052	29 358	1 208 539
4801009000	Newsprint, in rolls or sheets. weighingmore than 55 g/m2	1 359 141	12 792 229	801 254	8 138 614
4802100000	Hand-made paper and paperboard	2 511	669 459	77 467	1 326 877
4802201000	Paper and paperboard of a kind used as for photo sensitive,heat-s	3 057	124 408	5 125	90 742
4802209000	Oth Paper and paperboard of a kind usedas for photo sensitive,he	21 428	1 693 757	75 508	2 001 767
4802401000	Wallpaper base in rolls of not more than 15 cm in width rectangul	0	12 312	0	22 128
4802409000	Oth paper and peperboard, not containing fibres obtained by a me	237	186 413	1 070	380 235
4802541100	Paper, no fibres used in manufac gypsboard computercards,weight	9	1 911	73	8 621
4802541900	Other paper and paperboard, not containing fibres Weighing < 40	17 028	544 884	24 267	680 663
4802542100	Alumunium base paper, not containingfibres Weighing < 40 g/m2	0	332	0	50 563
4802542900	Alumunium base paper, not containingfibres Weighing < 40 g/m2	0	108 684	0	119 644
4802543000	Alumunium base paper, not containingfibres Weighing < 40 g/m2	0	308 656	0	592 023
4802549000	Alumunium base paper, not containingfibres Weighing < 40 g/m2	178 119	3 710 017	303 205	5 397 228
4802552000	Fancy paper and paperboard,purpose40< weight <150 g/m,roll	130 369	10 083 497	145 747	8 953 370
4802553900	Oth paper,no fibres, for other purpose 40< weight <150 g/m,roll	0	116 459	0	161 838
4802554000	Base paper of a kind used manufature fibres, for oth purpose 40<w	0	505	0	9 734
4802555000	Paper, no fibres, for other purpose 40< weight <150 g/m,roll	1 465	14 280	14 956	136 408
4802559000	Oth paper,no fibres, for other purpose 40< weight <150 g/m,roll	686 868	12 054 234	936 733	13 473 998
4802562000	Fancy paper and paperboard, in rectangular, in rectangular =<36cm oth side =15c	6 170	47 108	11 375	178 447
4802563100	with no side exceeding 36 cmin theunfolded state 40< weight <15	0	19	0	572
4802563900	Paper, no fibres, for other purpose40< weight <150 g/m,sheet	137	5 584	938	59 316
4802569000	Other than Paper, no fibres, for otherpurpose 40< weight <150 g/n	23 453	1 206 828	17 830	968 224
4802571100	Other paper & paperboard, weight>40g/m2and =< 150g/m2	2 509	5 795	3 670	8 661
4802571900	Other paper & paperboard, weight>40g/m2and =< 150g/m2	25 621	269 292	37 138	544 334
4802579000	Other paper & paperboard, weight>40g/m2and =< 150g/m2	433 559	5 172 051	542 828	6 338 025
4802582100	Fancy paper&paperboard,in roll width <=15cm/in rectang sheet<3	0	2 458	0	10 967
4802582900	Oth fancy paper & paperboard,oth in roll width<=15cm/in rectang	64 319	557 077	58 577	509 520
4802589000	Oth paper,no fibres, for other purpose weight >150 g/m	121 862	2 406 868	241 966	4 307 754
4802613000	Paper, fibres>10%, aluminium paper paper,in rolls	10 251	219 947	22 694	157 982
4802614000	Paper, fibres>10%,oth aluminium paper, banknotes,printing,writin	0	494	0	1 542
4802619000	Oth Paper, fibres>10%,oth aluminium paper, banknotes,printing,w	886 409	8 501 573	765 608	7 337 843
4802621000	Paper, fibres, aluminium paper base in sheets with 435< one side	0	335	0	368
4802622000	Paper, fibres, banknotes,manuf of gypsumboard,in sheets 435<one	57	300 277	520	1 591 286
4802629000	Oth paper, fibres, for other purpose, insheets with 435< one side <	30 600	65 440	125 481	202 575
4802690000	Oth paper, fibres, for other not purpose, of fibres>10%, paper in ro	120 676	2 555 947	186 085	3 268 527
4803003000	Of Cellulose wadding or of web cellulose fibres toilet or farcial tiss	51 836	556 188	160 747	1 975 529
4803009000	Oth of cellulosa wading&tissue paper/toilet/facial tissue stock&sir	69 219	917 232	322 333	3 696 550
4804110000	Kraftliner paper&paperboard,in rolls orsheets,unbleached	1 386 656	16 820 104	729 599	9 288 299
4804190000	Oth kraftliner paper&paperboard	1 156 264	21 222 465	754 763	11 949 935
4804211000	Sack kraft paper for making cement bag in rolls or sheets,unbleac	7 993 799	99 287 181	8 404 146	105 756 667
4804219000	Oth sack kraft paper for making cement bag in rolls or sheets,unbl	387 762	3 947 551	348 794	3 926 184
4804290000	Oth composite papers, in rolls or sheets	62 778	3 221 498	58 384	2 365 297
4804311000	oth kraft paper and paperboard, weighing 150 g/m,unbleached	134 967	2 566 304	303 759	5 223 317
4804313000	Wet strenght 40g to 60g, for plywoodadhesive tape,weigh 150g/m	423 669	4 175 409	451 210	4 451 778
4804314000	Other kraft paper&wet strenght weighing150 g/m,unbleached	2	3 971	20	18 598
4804315000	Other kraft paper&wet strenght weighing150 g/m,unbleached	0	5 431	0	15 200

I.3. IMPOR MENURUT KOMODITI / IMPORT BY HS COMMODITY
***** DESEMBER/DECEMBER 2012 *****

HS	Uraian Komoditi Commodity Description	Berat Bersih / Net Weight (Kg)		Nilai / Value C.I.F (US\$)	
		Bulan ini Current Month	Kumulatif Cum.Jan. to date	Bulan ini Current Month	Kumulatif Cum.Jan. to date
4804319000	Other than kraft paper & wet strenghtweighing 150 g/m,unbleach	446 022	9 525 138	517 956	9 744 318
4804391000	Of a wet adhesive tape,40-60g,used in mnfact. weight <= 150g/r	56 667	267 478	56 484	282 826
4804392000	Adhesive tape,40-60g,not used in mnfact weigh <= 150g/m2,ble	0	264	0	1 660
4804399000	Oth adhesive tape,40-60g,not used inmnfact weigh <= 150g/m2,l	400 173	3 462 627	389 677	3 625 496
4804411000	Elect grade insulating kraft paper, 150<weighing< 225 g/m,unblea	47 070	1 614 432	55 697	2 126 535
4804419000	Oth elect grade insulating kraft paper,150<weighing <225 g/m,unk	550 587	13 117 088	564 034	10 049 872
4804420000	Bleached uniformly throughout the mass>95% wood fibres,150<	0	1 405 380	0	2 443 891
4804499000	Other kraftpaper& paperboard 150< weighing< 225 g/m	28 005	263 693	109 619	822 773
4804511000	Elect grade insulating kraft paper,press board weighing >600g/m,u	23 456	215 810	15 456	200 968
4804512000	Oth wet strenght 40g to 60g,for plywoodadhesive tape,weigh>225	0	76 731	0	89 240
4804513000	Oth wet strenght 40g to 60g,/plywoodadhesive tape,weigh>225g/	0	22	0	1 424
4804519000	Oth than wet strenght 40g to 60g,/ply wood adhesive tape,weigh>	410 347	5 632 585	271 874	3 471 059
4804520000	Bleached of kind used in the manufact of gypsum boards	157 174	157 454	215 583	218 298
4804590000	Other kraftpaper& paperboard weighing 225 g/m or more	94 650	507 982	177 035	1 351 572
4805110000	Oth uncoated paper&paperboard,in rollsfluting paper,	1 885 443	9 951 144	755 215	4 252 732
4805129000	Uncoated paper&paperboard,oth semichemical,straw flutingpaper	75	133 425	3 945	975 733
4805191000	Uncoated paper&paperboard,oth flutingpaper	0	36 516	0	101 072
4805199000	Oth uncoated paper and paperboard, inrolls or sheets	6 805	1 256 700	50 176	1 433 570
4805240000	Uncoated paper&paperboard,testlinerweighing 150 g/m2 or less	331 601	7 364 762	158 091	3 440 412
4805251000	Uncoated paper&paperboard,testlinerweighing >= 150 g/m2	523 319	3 780 318	265 712	1 852 068
4805259000	Uncoated paper&paperboard,testliner othof weighing >= 150 g/m	1 379 378	21 578 948	780 894	12 167 277
4805301000	Paper,sulphite wrapping paper, coloredmatch wrapping paper	0	93 710	0	40 983
4805309000	Paper,sulphite wrapping paper, othcolored match wrapping paper	777 697	3 273 019	439 979	2 537 662
4805400000	Filter paper and paperboard	336 219	5 950 724	1 473 869	22 495 411
4805500000	Felt paper and paperboard	18 305	242 582	78 763	1 092 778
4805911000	Paper used as packing of flat glassproduct, resin<0,6%,wg<150g/r	2 366	165 570	4 280	214 203
4805912000	Uncoated paper&paperboard,oth blotting,&joss paper,weighing1E	3 222	36 302	3 960	30 572
4805919000	Uncoated paper&paperboard,oth blotting,&joss paper,weighing1E	96 477	843 677	202 157	1 384 937
4805921000	Multi-ply paper and paperboard of 150<weighing<225g/m	537	9 089	1 271	15 484
4805929000	Uncoated paper&paperboard of oth150<weighing<225g/m	3 448 997	31 006 632	2 146 853	19 454 101
4805931000	Multi-ply paper and paperboard of weighing > 225g/m2	101 499	1 197 096	68 610	916 200
4805932000	Blotting paper of other weighing > 225g/m2	17 692	130 444	11 814	113 914
4805939000	Oth Multi-ply paper&Blotting paper of other weighing > 225g/m2	689 753	6 922 804	474 702	5 911 418
4806100000	Vegetable parchment	86 553	815 259	179 124	2 073 508
4806200000	Greaseproof papers	117 646	718 148	228 787	1 351 637
4806300000	Tracing papers	25 270	269 217	41 192	595 472
4806400000	Glassine and other glazed transparent or translucent papers	703 281	9 454 809	964 475	13 908 544
4807000000	Composite paper and paperboard notsurface-coated or impregnat	1 029 133	9 237 989	682 760	7 269 654
4808100000	Corrugated paper&paperboard,whetheror not perforated,in rolls c	285 187	5 040 558	299 537	4 673 640
4808400010	Sack kraftpaper,creped,crinkled,whether, not embossed /perforat	267 158	4 799 078	344 110	5 047 516
4808400090	Oth kraftpaper,creped or crinkle,whether or not embossed or perf	11 868	468 014	48 715	1 096 605
4808902000	Paper&paperboard,oth embossed fancypaper used printing,cover,	237	18 813	2 327	45 851
4808903000	Paper&paperboard,embossed paperfancypaper used printing,cov	1 680	49 820	3 020	146 030
4808909000	Oth than Paper&paperboard,oth embossedfancypaper used printi	83 637	1 708 291	377 661	4 574 398
4809200000	Self-copy paper	57 944	2 234 039	91 768	2 982 891
4809901000	Oth self-copy paper	19 483	613 518	119 186	753 260
4809909000	Oth self-copy paper	213 710	4 740 217	299 914	4 902 488
4810131100	Paper&paperboard for photo,heat,elect.in rolls papers of width <1	1	1 023	3	6 474
4810131900	Paper&paperboard for photo,heat,elect.in rolls papers of oth widt	199 072	1 981 682	83 742	978 233
4810139110	Paper&paperboard for photo,heat,elect.in rolls papers of oth widt	396 000	6 003 998	3 067 103	41 245 485
4810139190	Paper&paperboard for photo,heat,elect.in rolls papers of width <1	1 529 707	10 821 956	1 550 818	13 236 497
4810139910	Banknotes paper in rolls of a width >15cm	3 856	16 245	18 124	133 950
4810139990	Paper & paperboard for writing or printing in rolls of a width >15 c	2 068 179	21 465 012	2 216 613	23 452 231
4810141100	Paper&paperboard for photo,heat,elect. sensitive 297<one side<4	0	3 661	0	16 343
4810141900	Paper&paperboard for photo,heat,elect. of width < 15cm	23 274	161 720	247 801	418 158
4810149190	Paper&paperboard for photo,heat,elect. sensitive 297<one side<4	0	82 503	0	680 348
4810149990	Paper & paperboard for writing or printing in sheets & unfolded of	0	806 740	0	503 211
4810191100	Other Paper & paperboard for writing orprinting in sheets	0	220 458	0	177 249
4810191910	Other Banknotes paper	60 214	60 214	54 250	54 250
4810191990	Other Paper & paperboard for writing orprinting in sheets	372 281	6 527 490	277 731	4 750 007
4810199190	Other Paper & paperboard for writing orprinting in sheets	0	708 049	0	594 109
4810199990	Other Paper & paperboard for writing orprinting in sheets	857 354	8 577 769	869 918	12 092 348
4810221100	Light weight coated paper,Electcardiogr, Ultrasonograph,spirome	0	282	0	1 409
4810221900	Light weight coated paper; Oth Elect,cardiograph,Ultrasonograph,	37 357	3 127 550	44 767	3 133 071
4810229100	Oth light weight coated paper,in roll of a width 15cm<one side<36	0	56 667	0	41 229
4810229900	Oth light weight coated paper	369 243	10 827 897	435 465	18 020 029
4810291100	Oth paper of a kind used for printng,elect,cadiograp,ultrasonograp	4 333	615 850	6 496	1 466 533
4810291900	Oth paper of a kind used for printng,oth electcadiograp,ultrasonoç	60	68 685	157	178 021
4810299100	Oth paper of a kind used for printng,width 15cm<one side<36cm,u	0	15 203	0	73 079
4810299900	Oth paper of a kind used for printng	674 527	7 969 300	716 095	7 361 859
4810313100	Base paper of a kind used to manufacture aluminium coated paper	16	387	41	1 011

I.3. IMPOR MENURUT KOMODITI / IMPORT BY HS COMMODITY
***** DESEMBER/DECEMBER 2012 *****

HS	Uraian Komoditi Commodity Description	Berat Bersih / Net Weight (Kg)		Nilai / Value C.I.F (US\$)	
		Bulan ini Current Month	Kumulatif Cum.Jan. to date	Bulan ini Current Month	Kumulatif Cum.Jan. to date
4810313900	Other Base paper of a kind used to manuf aluminium coated paper	0	38 468	0	104 721
4810319100	Kraft paper,paperboard, not for writing,printing, other grafic purp,	0	31 454	0	38 051
4810319900	Oth kraft paper,paperboard,not for wrtng printing, other grafic pu	1 513	10 594	9 457	86 459
4810323000	Kraft paper,paperboard, not for writing,width<=15cm,side<=36cm	0	97	0	727
4810329000	Kraft paper,paperboard, not for writing,other weight>150g/m2	1 343 226	12 466 704	1 388 229	13 575 757
4810393000	Oth kraft paper,paperboard, not forwriting in rolls width<=15cm,s	8 465	136 831	33 815	564 923
4810399000	Other kraft paper,paperboard, not forwriting	200 782	1 858 826	245 195	2 244 055
4810924000	Other paper & paperboard, multiplyrectang < 15 x 36 cm2	1 342	25 003	12 040	197 494
4810929000	Other paper & paperboard, multiply othrectang < 15 x 36 cm2	930 308	19 472 098	784 087	15 742 432
4810994000	Oth paper and paperboard of multiplyrectang < 15 x 36 cm2	0	4 800	0	24 600
4810999000	Oth paper and paperboard of multiply oth rectang < 15 x 36 cm2	252 293	6 052 807	481 887	7 296 326
4811102100	Floor covering on a base of paper orpaperboard,in roll <15cm, rec	7 099	265 151	15 501	384 779
4811102900	Other bituminised/asphalted paper&paperboard in roll <15cm, rec	499	188 986	4 133	691 560
4811109100	Floor covering on a base of paper orpaperboard,in other size	44	2 396	1 645	9 597
4811109900	Other bituminised/asphalted paper &paperboard,in other size	55 300	2 156 530	495 363	5 176 129
4811412000	Gummed or adhesive paper&paperboard,self-adhesive,rectang<1	63 773	1 552 584	465 249	5 837 703
4811419000	Gummed/adhesive paper&paperboard,otself-adhesive,in other s	1 120 109	15 362 901	2 690 305	36 575 628
4811492000	Oth gummed or adhesive paper&paperboard in roll <15cm, rect<1	17 118	228 261	34 831	872 769
4811499000	Oth gummed or adhesive paper&paperboard,in other size	151 274	4 648 582	350 689	9 139 767
4811513100	Floor covering on a paper coated,impregntd wth plastic,bleached,)	11 424	5 484 214	9 825	8 118 020
4811513900	Oth paper coated,impregnated/coveredwith plastic,bleached,wg>	1 021 700	2 115 271	1 448 855	2 901 560
4811519900	Oth paper coated,impregnated/coveredwith plastic,bleached,oth :	579 916	6 083 478	1 502 901	14 934 049
4811592000	Oth paper coated,impregnated/coveredwith plastics&aluminium f	1 691 703	24 253 792	3 808 943	117 833 531
4811594100	Floor covering on a paper coated,impregwth plastic,unbleached,re	2 443	161 171	38 437	1 610 163
4811594900	Oth paper coated,impregnated/coveredwith plastic,unbleached,re	115 727	625 874	446 350	2 351 076
4811599100	Floor covering on a paper coated,imptdwith plasticun,bleached,ot	76	170 517	600	268 944
4811599900	Oth paper coated,impregnated/coveredwith plastic,unbleached,oi	710 363	15 458 534	2 197 212	25 542 004
4811602010	Paper coated,impregnated/covered withwax,paraffin,stearin,oil,rc	0	4 019	0	30 740
4811602090	Oth Paper coated,impregnated/coveredwth wax,paraffin,stearin,c	0	637 015	0	723 282
4811609010	Paper coated,impregnated/covered withwax,paraffin,stearin,oil,oi	4 452	90 263	5 461	154 446
4811609090	Oth Paper coated,impregnated/coveredwith wax,paraffin,stearin,c	86 864	1 293 309	183 760	2 477 118
4811904100	Flooring covering a paper,cellulose wadd web of cell fibr roll<15cn	162 712	1 149 422	260 099	1 918 312
4811904900	Oth paper, paperboard,cellulose waddingweb of cell fibr roll<15cn	43 653	1 367 635	191 646	3 490 688
4811909100	Flooring covering a paper,cellulose wadd web of cell fibres,other s	330	10 708 867	1 221	4 885 879
4811909900	Oth paper, paperboard,cellulose waddingweb of cell fibres,other s	603 810	15 384 372	1 769 185	35 154 967
4812000000	Filter blocks,slabs&plates,of paper pulp	958	322 840	33 466	1 738 630
4813100000	Cigarette paper,in the form of bookletsor tubes	103 976	1 176 504	634 335	6 693 114
4813200000	Cigarette paper,in the form in rolls ofa width not exceeding 5 cm	204 013	2 692 327	819 132	10 594 319
4813901000	Cigarette paper,oth in the of booklets,tubes & in rolls,width <5 cm	86 039	466 288	370 312	2 464 349
4813909000	Cigarette paper,oth in the of booklets,tubes & in rolls	581 263	9 445 317	3 107 563	42 166 309
4814200000	Wallpaper&similar wall coverings,consist of peper coaled wth a gr.	234 005	3 861 991	567 377	7 902 641
4814900000	window transparencies of paper	116 477	5 033 636	231 039	8 849 122
4816201000	Self-copy paper (other than of 48.09)inrolls of a width 25<oneside	25 327	37 577	39 122	67 801
4816209000	Other self-copy paper (other than of48.09)	25 649	60 423	38 804	138 775
4816901000	Carbon paper	5 616	124 169	11 440	288 526
4816902000	Other copying paper	0	26	0	360
4816903000	offset platesof paper	0	13 243	0	18 937
4816904000	Heat transfer paper	699	3 074	11 957	71 464
4816909000	Other heat transfer paper & offsetplates of paper	29 845	2 489 209	139 593	3 366 423
4817100000	Envelopes	115 844	462 431	374 272	3 048 537
4817200000	Letter cards,plain postcards and correspondence cards	6 687	48 264	8 878	108 366
4817300000	Boxes,pouches,wallets & writingcompendiums,of paper or paperb	20 878	229 707	64 017	884 249
4818100000	Toilet paper	2 568	273 305	4 915	531 695
4818200000	Handkerchiefs,cleansing or facialissues & towels	242 823	1 942 024	621 901	4 774 514
4818301000	Tablecloths	1 667	27 163	978	91 096
4818302000	Serviettes	40	5 699	140	19 255
4818500000	Articles of apparel & clothing, of paper pulp,paper	1 128	33 856	6 615	305 469
4818900000	Other articles of apparel & clothing, of paper pulp,paper	116 744	5 181 477	364 404	13 789 003
4819100000	Cartons,boxes & cases, of corrugatedpaper or paperboard	2 040 183	26 848 031	4 677 020	67 618 534
4819200000	Folding cartons,boxes&cases,of non-corrugated paper or paperbo:	1 925 579	27 116 153	6 732 461	90 439 710
4819300000	Sacks&bags,having a base of a width of40 cm or more	333 134	3 522 990	654 748	6 521 715
4819400000	Other sacks and bags, including cones	74 487	1 679 073	318 463	5 364 384
4819500000	Other packing containers,includ recordsleeves	538 356	6 220 114	2 181 947	25 032 937
4819600000	Box files,letter trays,storage boxes&similar articles,used in offices,	25 195	4 833 133	65 238	3 986 818
4820100000	Registers,account books,note books,order books,diaries &similar :	66 523	626 368	257 778	2 761 094
4820200000	Exercise books	53 428	839 659	139 518	1 340 749
4820300000	Binders(oth than book covers),foldersand file covers	41 492	387 613	192 185	2 083 284
4820400000	Manifold business forms& interleavedcarbon sets	3 888	26 929	18 784	102 223
4820500000	Albums for samples or for collections	7 364	95 666	20 435	411 228
4820900000	Other exercise book,binders,manifold,albums	111 239	713 408	167 316	2 052 328
4821101000	Printed,labels of a kind for jewelry,incl objects personal carried ir	163 272	1 687 226	2 646 779	27 365 601

I.3. IMPOR MENURUT KOMODITI / IMPORT BY HS COMMODITY
***** DESEMBER/DECEMBER 2012 *****

HS	Uraian Komoditi Commodity Description	Berat Bersih / Net Weight (Kg)		Nilai / Value C.I.F (US\$)	
		Bulan ini Current Month	Kumulatif Cum.Jan. to date	Bulan ini Current Month	Kumulatif Cum.Jan. to date
4821109000	Printed,oth labels of a kind for jewel,incl objects personal carried i	586 212	8 089 219	9 181 486	103 006 864
4821901000	Oth printed,labels of a kind for jewel,incl objects personal carried i	22 271	247 407	431 855	4 938 009
4821909000	Oth printed,oth labels of a kind for jewell incl objects personal cari	194 059	2 857 049	1 101 805	19 251 102
4822101000	Cone of pulp of a kind used for windingtextile yarn	16 334	222 789	28 247	359 413
4822109000	Bobbins,spools,cops&similar of pulp,othof a kind used for winding	145	14 626	3 635	146 810
4822901000	Oth Cone	112 381	1 037 934	136 122	1 294 638
4822909000	Other bobbins,spools,cops & similar	61 865	612 420	508 311	3 433 341
4823201000	Filter paper in rolls or sheets,instrips,rolls or sheets	132 490	2 275 799	750 412	12 402 483
4823209000	Othert filter paper in rolls or sheets	186 532	6 761 764	650 584	10 922 486
4823402100	Cardiograph recording paper	60	14 382	2 216	132 822
4823402900	Oth paper for electro-medical apparatus	495	3 245	5 810	39 062
4823409000	Oth rolls,sheets&dials,printed for self-recording apparatus	25 974	567 973	147 265	2 222 033
4823610000	Trays,dishes,plates,cups&the like,of paper or paperboard of bamb	3 454	7 753	17 290	20 604
4823690000	Trays,dishes,plates,cups&the like,ofpaper or paperboard of oth th.	25 019	574 080	112 463	2 214 717
4823700000	Mouldad or pressed articles of paperpulp	76 992	1 211 209	387 633	6 435 347
4823901000	Coconing frames for silk-worms	0	40 246	0	19 666
4823902000	Display cards for jewellery,incl objects personal carried in pocket,ii	188	3 857	346	26 211
4823903000	Dia-cut polyethylene coated peperboardof a kind for manufacture	69 335	379 178	65 072	366 299
4823904000	Paper tube sats of kind used for themanufacture of fireworks	2	2 189	122	8 765
4823905100	Kraft paper,in rolls of a width of 209mm weight 150 g/m2 or less	888	10 197	10 555	109 562
4823905900	Kraft paper,in rolls of a width of 209 mOther weight	13 831	119 688	81 070	433 662
4823906000	Punched jacquard cards	1	546	3	2 419
4823907000	Fans & handsscreen	8 226	65 007	33 490	2 479 286
4823909200	Joss paper	144 396	1 437 056	295 850	2 687 032
4823909400	Cellulose wadding and webs of cellulosaFibers,coloured or marble	190	10 597	48 551	144 787
4823909500	Othetr floor coverings on a base of papePeperboard	0	5	0	329
4823909600	Oth, cut to shape other than rectangularor square	538	43 339	5 831	99 096
4823909900	Other,cut to size/shape,other than inStrips, rolls or sheets	362 007	4 351 067	925 550	12 172 701
4901100000	Printed books,brochures and similar prinin single sheets, whether	147 451	1 163 151	286 807	38 437 271
4901910000	Dictionaries andencyclopedias,and serialinstalments thereof	1 664	14 814	15 532	146 102
4901991000	Educational, technical, scientific,historical or cultural books	147 205	1 084 425	1 614 591	8 679 840
4901999000	Oth printed books,brochures, and similarprinted	98 064	1 876 871	1 034 375	16 408 228
4902100000	Newspapers,journals & periodicalsappearing at least four times a v	0	940	0	7 580
4902901000	Newspapers,journals & periodicalsOth appearing at least four time	842	1 042	7 773	14 034
4902909000	Other newspapers,journals & periodicals	3 861	93 437	11 189	498 321
4903000000	Childrens picture,drawing or coloringbooks.	7 240	56 247	14 633	134 069
4904000000	Music,printed or in manuscript,whetheror not bound or illustratec	0	40 040	0	840 051
4905100000	Globes	711	10 340	3 023	74 955
4905910000	Maps & hydrographic/similar chartsof all kinds,in book form	140	793	1 556	6 644
4905990000	Other maps&hydrographic or similarcharts of all kinds	1 402	7 906	20 005	142 436
4906001000	Plans&drawings,including photographicreproductions on sensitise	4	1 648	230	12 811
4906009000	Plans&drawings,including photographicreproductions on carbon c	2 515	35 899	176 505	890 794
4907001000	Banknotes, being legal tender	1	710	8	32 005
4907002100	Postage stamps, unused	6	444	49	2 564 986
4907002900	ravanue and similar stamps,unused	57	2 348	358	1 776 409
4907004000	Stock,share/bond certificates&similardocuments of title: cheque fi	592	1 676	951	47 735
4907009000	other similar stamps of current/newissue in the country in which t	1 681	16 981	1 370 299	3 324 956
4908100000	Transfers (decalcomanias), vitrifiable	18 412	274 550	689 382	5 966 006
4908900000	Other transfers (decalcomanias),vitrifiable	101 498	712 576	1 563 147	11 531 820
4909000000	Printed/illustrated postcards, cardgreetings, messages/announcen	2 004	35 131	10 013	92 309
4910000000	Calendars of any kind,printed,includingcalendar blocks.	29 599	202 486	130 270	517 371
4911101000	Catalogues listingonly educationhistorical or cultural books&public	5 563	277 923	53 045	1 741 401
4911109000	Oth trade advertising material,commercial catalogues and the like	30 340	508 021	212 984	4 590 846
4911912100	Wall pictures,anatomical or botanicaldiagrams and charts	0	1 123	0	3 815
4911912900	Other wall picture & diagrams forinstructional purposes	1 225	28 843	26 304	273 301
4911913100	Printed picture & photograph,anatomical/botanical diagram/chart	0	388	0	1 726
4911913900	Oth printed picture & photographo anatomical/botanical diagra	3 818	26 153	11 882	69 037
4911919000	Other picture, designs & photograph	20 765	305 459	111 027	1 074 990
4911991000	Printed card for jewellery,small objectpersonal adorenment/article	20	5 514	225	91 541
4911992000	Printed labels for explosives	487	4 286	571	15 923
4911993000	Educational, technic,scientific,historisor cultural printed on a set o	26	1 467	1 052	34 945
4911999000	Oth printed card, printed labels,educational printed on a set of car	61 628	690 376	656 117	6 774 787
5001000000	Silkworm cocoons suitable for reeling.	234	11 473	2 866	37 229
5002000000	Raw silk (not thrown).	0	1	0	6
5003000000	Silk waste (incl. cocoons unsuitable forreeling, yarn waste&garnet	0	96	0	1 010
5004000000	Silk yarn(oth than yarn spun from silkwaste) not put up for retail s:	10 775	171 785	37 154	529 854
5005000000	Yarn spun from silk waste,not put up forretail sale.	20 593	68 866	91 392	372 323
5006000000	Silk yarn & yarn spun from silk waste,put up for retail sale;silk-wor	0	20	0	907
5007101000	Fabrics of noil silk: printed by thetraditional batik process	6 178	10 110	759 308	845 720
5007109010	Fabrics of noil silk: oth printedtraditional batik process	17	37 852	622	276 320
5007109090	Other fabrics of noil silk	723	14 880	92 357	256 399

I.3. IMPOR MENURUT KOMODITI / IMPORT BY HS COMMODITY
***** DESEMBER/DECEMBER 2012 *****

HS	Uraian Komoditi Commodity Description	Berat Bersih / Net Weight (Kg)		Nilai / Value C.I.F (US\$)	
		Bulan ini Current Month	Kumulatif Cum.Jan. to date	Bulan ini Current Month	Kumulatif Cum.Jan. to date
5007201000	Oth fabrics,containing >=85% by weight osilk;printed by tradiona	2	2	532	532
5007209010	Oth fabrics, containing >= 85% by weightof silk; printed bleached c	5	641	517	15 690
5007209090	Oth fabrics, containing >= 85% by weightof silk; other	11 679	122 259	121 150	1 048 132
5007901000	Oth fabrics; containing < 85% by weightof silk printed traditional t	0	633	0	5 784
5007909010	Oth fabrics; containing < 85% by weightof silk ,bleached or unblea	0	44	0	1 075
5007909090	Oth fabrics; containing < 85% by weightof silk	5	9 926	59	1 212 226
5101110000	Shorn wool, not carded/combed, greasy,including fleece-washed v	0	146 556	0	4 032 798
5101190000	Oth Shorn wool,not carded/combed,greasy,including fleece-washc	11	2 546	146	57 027
5101210000	Shorn wool, not carded/combed,degreasednot carbonised	19 498	57 958	73 786	204 568
5101290000	Other Shorn wool, not carded/combed,degreased not carbonised	0	14	0	76
5101300000	Wool, not carded/combed.Carbonised	0	14	0	195
5102110000	Fine animal hair,not carded/combedof kashmir (cashmere) goats	0	6 107	0	441 760
5102200000	Coarse animal hair,not carded/combed	0	4 056	0	30 812
5103100000	Noils of wool/of fine animal hair incl.yarn waste but exclude garne	0	5 450	0	62 336
5104000000	Garnetted stock of wool/of fine/ coarseanimal hair.	0	242	0	9 143
5105100000	Carded wool	0	108 977	0	528 975
5105210000	Combed wool in fragments	0	110	0	3 759
5105290000	Combed wool not in fragments	53 475	944 639	637 569	11 707 556
5105310000	Fine animal hair, carded/combedof kashmir (cashmere) goats	0	181	0	34 758
5105390000	Fine animal hair, carded/combedOther of goats	0	11	0	101
5105400000	Coarse animal hair, carded/combed	0	1 068	0	3 375
5106100000	Yarn,carded wool > 85% by weight not putup for retail sale	7 665	176 625	279 158	3 892 196
5106200000	Yarn,carded wool < 85% by weight not putup for retail sale	16 896	269 783	565 645	4 667 886
5107100000	Yarn,combed wool > 85% by weight not putup for retail sale	1 328	45 388	45 808	405 652
5107200000	Yarn,combed wool < 85% by weight not putup for retail sale	5	44 289	59	497 076
5108200000	Yarn of fine animal hair not put up forretail sale, combed	0	3 601	0	112 525
5109100000	Yarn,wool/animal hair > 85% by weight,for retail sale	22 199	331 092	820 717	10 764 555
5109900000	Yarn,wool/animal hair < 85% by weight,for retail sale	0	221	0	6 623
5111111000	Woven fabric,carded,wool/animal hair>85%weight < 300 g/m;prin	4	445	332	12 103
5111119000	Woven fabric,carded,wool/animal hair>85%weight < 300 g/m;oth	2 683	41 839	64 149	1 158 617
5111191000	Woven fabric,carded,wool/animal hair>85%weight>300 g/m;print	0	19	0	1 998
5111199000	Woven fabric,carded,wool/animal hair>85%weight>300 g/m;oth p	39	4 384	5 456	90 943
5111200000	Other, mixed mainly or solely withman-made filaments	8	47 519	476	857 339
5111300000	Other, mixed mainly or solely withman-made staple fibres	85	152 954	2 989	2 232 420
5111900000	Other woven fabrics of carded wool orcarded fine animal hair	0	26 437	0	182 864
5112111000	Woven fabric,combed wool/animal hair>85%weight<200 g/m;prin	0	12 957	0	144 482
5112119000	Woven fabric,combed wool/animal hair>85%weight<200 g/m;oth	40 414	711 172	1 419 976	25 788 416
5112191000	Woven fabric,combed wool/animal hair>85%weight>200 g/m;prin	2 566	196 142	186 460	3 750 044
5112199000	Woven fabric,combed wool/animal hair>85%weight>200 g/m;oth	5 245	58 381	210 700	1 852 688
5112200000	Oth woven fabric,combed wool/animal hairmix mainly/solely with	30 220	219 002	1 041 606	7 627 449
5112300000	Oth woven fabric,combed wool/animal hairmix mainly/solely with	9 237	80 415	331 343	2 027 681
5112900000	Oth woven fabric,combed wool or of fineanimal hair.	25 087	440 027	517 513	7 559 703
5113000000	Woven fabrics of coarse animal hair or ofhorse hair	437	19 725	12 605	134 292
5201000000	Cotton, not carded/combed.	57 691 344	610 773 526	109 553 941	1 333 135 110
5202100000	Yarn waste (including thread waste)	0	123	0	940
5202910000	Garnetted stock	0	3	0	25
5202990000	Cotton waste,not garnetted stock	3 081	139 075	35 684	962 353
5203000000	Cotton, carded/combed.	4 955	1 234 702	66 762	3 660 338
5204110000	Cotton sewing thread,not for retail salecotton weight >=85%	16 890	921 066	179 891	3 587 564
5204190000	Cotton sewing thread,not for retail salecotton weight < 85%	69 367	643 824	583 026	6 036 095
5204200000	Cotton sewing thread, wether for sale	43 826	547 896	98 728	935 570
5205110000	Single yarn,of uncombed fibres measuring> 714.29 decitex, cotton	126 733	2 118 076	452 894	8 593 840
5205120000	Single yarnof uncombed fibres measuring232.58<decitex<714.29 ,	347 769	3 879 835	1 208 174	13 846 205
5205130000	Single yarnof uncombed fibres measuring192.31<decitex<232.56 ,	19 155	511 213	79 652	1 960 865
5205140000	Single yarnof uncombed fibres measuring125<decitex<192.32 , co	2 149	575 786	32 865	3 673 175
5205150000	Single yarn,of uncombed fibres measuring< 125 decitex, cotton > 8	0	91 072	0	103 537
5205210000	Single yarn,of combed fibres measuring>714.29 decitex, cotton > 8	0	212 824	0	918 816
5205220000	Single yarn,of combed fibres measuring 232,56<decitex<714.29 , c	279 146	1 725 587	1 007 765	6 492 392
5205230000	Single yarn,of combed fibres measuring192,31<decitex<232,56 co	1 259 246	6 477 952	4 890 261	25 299 863
5205240000	Single yarn,of combed fibres measuring125<decitex<192,31 , cott	68 926	3 384 446	257 766	11 557 875
5205260000	Single yarn,of combed fibres measuring106,38<decitex< 125 , cott	0	5 645	0	31 925
5205280000	Single yarn,of combed fibres measuring- 83,33 decitex, cotton > 8	0	6 557	0	53 018
5205310000	Multiple yarn,of uncombed fibres measure>714.29 decitex,cotton	412	36 370	6 490	395 393
5205320000	Multiple yarn,of uncombed fibres measure232.56<decitex<714.29	0	41 328	0	242 208
5205330000	Multiple yarn,of uncombed fibres measure192.31<decitex<232.31	0	14 077	0	16 442
5205410000	Multiple yarn,of combed measuring714.29 decitex/more, cotton >	0	812 771	0	1 779 587
5205420000	Multiple yarn,of combed measuring232.56<decitex<714.29,cotto	14 745	522 753	71 718	2 258 710
5205440000	Multiple yarn,of combed measuring125<decitex< 192.31, cotton >	16 992	342 973	172 185	3 054 416
5205470000	Multiple yarn,of combed measuring83.33< decitex < 106.38 ,cotto	1 189	1 189	15 758	15 758
5205480000	Multiple yarn,of combed measuring< 83.33 decitex, cotton >85%	0	31 120	0	262 652
5206110000	Single yarn of uncombed fibres,measuring>714,29or decitex, cotta	53 597	605 741	208 894	2 974 777

I.3. IMPOR MENURUT KOMODITI / IMPORT BY HS COMMODITY
***** DESEMBER/DECEMBER 2012 *****

HS	Uraian Komoditi Commodity Description	Berat Bersih / Net Weight (Kg)		Nilai / Value C.I.F (US\$)	
		Bulan ini Current Month	Kumulatif Cum.Jan. to date	Bulan ini Current Month	Kumulatif Cum.Jan. to date
5206120000	Single yarn of uncombed fibres,measuring232.56<decitex<714.29	0	20 996	0	80 583
5206130000	Single yarn of uncombed fibres,measuring192.31< decitex <232.56	0	335	0	12 514
5206140000	Single yarn of uncombed fibres,measuring125< decitex < 192.31 , c	0	24 476	0	153 581
5206210000	Single yarn, of combed fibres, measuring>714.29 desitex,cotton<8	262	2 868	2 555	31 304
5206220000	Single yarn, of combed fibres, measuring232.56<decitex<714.29 ,c	340 331	2 360 732	1 155 780	8 567 752
5206230000	Single yarn, of combed fibres, measuring192.31< decitex <232.56 ,	1 059	131 273	3 792	478 567
5206240000	Single yarn, of combed fibres, measuring125<decitex< 192.31 ,cot	50	83 775	519	422 197
5206320000	Multiple yarn,of uncombed measuring232.56<decitex< 714.29,cot	0	17 669	0	332 104
5206330000	Multiple yarn,of uncombed measuring192.31<decitex<232.56,cott	0	2 125	0	19 597
5206340000	Multiple yarn,of uncombed measuring125 <decitex< 192.31,cotto	0	17	0	9
5206420000	Multiple yarn,of combed fibres measuring232.56 <decitex< 714.29	0	19 229	0	193 020
5206440000	Multiple yarn,of combed fibres measuring125 <decitex< 191.31,ct	0	15 596	0	202 859
5206450000	Multiple yarn,of combed fibres measuring< 125 decitex cotton < 8	0	170	0	1 513
5207100000	Cotton yarn(oth sewing thread) retailsale,>=85% cotton by weight	42 605	235 960	498 708	2 009 860
5207900000	Cotton yarn(oth sewing thread) retailsale,< 85% cotton by weight	3 444	80 328	19 644	414 388
5208110000	Woven fabrics of cotton, unbleachedweighing <= 100 g/m, >=85%	304 491	2 620 964	2 457 821	23 441 984
5208120000	Woven fabrics of cotton, unbleached100<weighing<200 g/m, >=85%	195 572	1 785 961	2 114 173	19 308 632
5208130000	Woven fabrics cotton,unbleached,3or4thread twill ,<200g/m,>=85%	8 598	82 228	61 315	815 669
5208190000	Oth Woven fabrics cotton,unbleach,<200g/m,>=85%of cotton	624 534	7 256 098	7 825 540	83 036 248
5208210000	Woven fabrics of cotton,bleached,pleinweeve,weighing<100g/m,>	235 025	2 259 428	1 450 892	14 154 883
5208220000	Woven fabrics of cotton,bleached,pleinweave,100<weigh<200 g/n	96 036	1 895 356	920 516	16 703 542
5208230000	Woven fabrics cotton,bleached,3/4 threadtwill ,weighing<200g/m	253	6 537	2 048	86 314
5208290000	Other Woven fabrics cotton,bleached,<200g/m,>=85%of cotton	325 479	3 424 271	4 264 350	36 574 086
5208310010	Woven fabrics cotton,dyed,voille/chemivolle,weight <100 g/m,>=85%	14 470	63 596	181 568	1 457 646
5208310020	Woven fabrics of cotton,dyed,cambrics100<weigh<200 g/m, >=85%	0	23	0	440
5208310090	Other woven fabrics of cotton,dyed,weighing<200 g/m, >=85%of c	100 760	1 229 282	994 101	13 011 724
5208320000	Woven fabrics of cotton,dyed,plain weave weave ,weight <100 g/r	598 840	7 058 624	9 140 434	97 433 129
5208330000	Woven fabrics,dyed, 3-thread/4-threadtwill,weighing<200 g/m, >=	28 561	192 721	315 450	2 882 730
5208390000	Other woven fabrics of cotton,dyed,weighing<200 g/m, >=85%of c	318 057	2 460 358	3 315 138	26 391 665
5208410010	String Woven fabrics, cont>=85% ofcotton,of diff colour yarn, weig	477	6 666	8 334	84 130
5208410090	Oth woven fabrics, cont >=85% of cotton,of diff colour yarn, weigh	40 274	408 821	1 045 691	7 976 328
5208420010	String Woven fabrics,cont >=85%, cottonof diff colour yarn, weigh	14	48 086	101	764 990
5208420090	Oth Woven fabrics, cont >= 85% of cottonof diff colour yarn, weigh	826 628	9 406 109	11 447 947	129 805 839
5208430000	3-thread/4-thread twill, including cross weighing > 100 g/m,>=85%	52 838	1 258 676	671 956	14 554 340
5208490000	Other fabrics of different color,weighing<200 g/m, >=85%of cottor	87 765	632 075	986 634	6 343 698
5208511000	Plain weave,weighing <=100g/m2printed by the traditional batik	88	9 514	8 725	133 490
5208519000	Plain weave,weinghing <=100g/m3, notprinted by the traditional b	4 833	136 850	50 797	1 214 036
5208521000	Plain weave,weighing >100g/m2printed by the traditional batik p	0	47 434	0	197 342
5208529000	Plain weave,weighing >100g/m3, notprinted bythe traditional ba	19 965	333 080	398 314	4 768 121
5208591000	Other fabrics; printed by traditionalbatik process,<200 g/m, >=85%	0	301	0	505
5208599000	Other fabrics; not printed traditionalbatik process,<200 g/m, >=85%	5 128	286 944	74 518	1 806 693
5209110000	Plain weave,unbleached cont.>=85% of cotton, weight >200 g/m2	136 747	2 223 924	1 547 123	21 392 919
5209120000	3-thread/4-thread twill,unbleached,>=85% of cotton, weight > 200	0	14 584	0	147 643
5209190000	Other fabrics unbleached,>=85% cotton,weighing > 200 g/m2	587 866	7 413 587	5 617 406	70 006 757
5209210000	Woven fabric bleached ,Plain weave >=85%of cotton, weighing > 200	3 444	57 851	29 020	452 709
5209220000	3-thread/4-thread twill,bleached,>=85%weighing>200g/m	3 528	29 389	29 503	265 617
5209290000	Other woven fabric bleached ,cont 85%of cotton weight > 200 g/n	80 856	1 158 872	1 192 472	15 019 429
5209310000	Woven fabrics dyed, plain weave,cont.85%of cotton, weight > 200	325 462	3 579 080	3 114 185	35 086 065
5209320000	3or4 thread icl cross twill,dyed,>= 85%,weight>200g/m	220 194	3 112 732	2 034 478	26 175 067
5209390000	Other woven fabrics,dyed, cont.85% of cotton,weight > 200 g/m2	477 939	4 666 078	3 812 955	37 234 503
5209410000	Woven fabrics of yarn different colours,plain weave,>=85% cotton	25 123	88 250	116 964	746 538
5209420000	Woven fabrics of yarn different colours,denim,>=85% cotton, weig	282 504	4 454 749	1 962 557	26 296 007
5209430000	3/4 thread twill,yarn different colours,plain weave,>=85% ctnn, wg	6	122 955	271	620 265
5209490000	Other woven fabrics of yarn different colours,>=85% ctnn, wght<20	104 636	1 607 197	908 721	11 997 280
5209519000	Woven fabrics, plain weave, not printedby batik process,>=85% ct	17 323	41 880	199 391	486 423
5209529000	3or4 thread twill,not printed by batikprocess,>=85% ctnn, wght>20	88	34 454	959	399 210
5209591000	Other woven fabrics, printed by batikprocess,>=85% ctnn, wght>20	4	8 001	1	75 067
5209599000	Other woven fabrics, not printed bybatik process,>=85% ctnn, wgh	11 521	170 897	139 109	1 909 480
5210110000	Woven fabric,unbleached; plain weave< 85% cotton,weight<200g/	577 119	7 175 133	5 621 983	59 960 879
5210190000	Other woven fabric,unbleached; plainweave < 85% cotton,weight<	383 311	4 420 883	3 858 494	41 306 688
5210210000	Woven fabric,bleached; plain weave< 85% cotton,weight<200g/m	1 924	178 118	25 563	2 495 230
5210290000	Other woven fabric,bleached; plain weave< 85% cotton,weight<20	8 113	56 208	128 361	840 627
5210310000	Woven fabric,dyed; plain weave< 85% cotton,weight<200g/m2:	114 597	1 255 199	1 856 886	22 804 665
5210320000	Woven fabric,dyed;3/4-thread twill inclcross twill,< 85% cotton,we	3 510	33 314	34 246	460 982
5210390000	Other woven fabric,dyed; < 85% cotton,weight<200g/m2:	68 186	432 072	1 086 472	8 235 839
5210410010	String weave,of yarn of different colour< 85% cotton,weight<200g	1 627	25 203	29 241	460 693
5210410090	Woven fabric,different colour,not string weave,< 85% cotton,weig	108 039	618 354	1 378 372	8 203 445
5210490000	Other woven fabric,different colour,plain weave,< 85% cotton,wei	19 934	109 547	265 808	1 361 783
5210519000	Woven fabric,plain weave, not printed bybatik process,< 85% cott	4 156	45 708	95 160	468 586
5210591000	Other woven fabric,printed by batikprocess,< 85% cotton,weight<	0	11 222	0	172 444
5210599000	Other woven fabric,not printed by batikprocess,< 85% cotton,weig	183 361	959 848	761 787	9 336 250

I.3. IMPOR MENURUT KOMODITI / IMPORT BY HS COMMODITY
***** DESEMBER/DECEMBER 2012 *****

HS	Uraian Komoditi Commodity Description	Berat Bersih / Net Weight (Kg)		Nilai / Value C.I.F (US\$)	
		Bulan ini Current Month	Kumulatif Cum.Jan. to date	Bulan ini Current Month	Kumulatif Cum.Jan. to date
5211110000	Woven fabric,unbleached;plain weave,< 85% cotton,weight>200g,	352	34 205	6 033	462 461
5211120000	Woven fabric,3/4 thread twill,unbleached,<85% ctnn, weight>200g	0	6 020	0	76 440
5211190000	Other woven fabric,unbleached,< 85% cotton,weight>200g/m2	472 753	3 375 771	4 059 245	28 056 657
5211200000	Woven fabric,bleached,< 85% cotton,weight>200g/m2	15	7 822	346	344 821
5211310000	Woven fabric,dyed;plain weave,< 85% ofcotton,weight>200g/m2	5 992	224 976	82 349	2 722 902
5211320000	Woven fabric,3/4 thread twill,dyed,< 85%of cotton,weight>200g/r	28 502	521 247	172 449	3 632 491
5211390000	Other woven fabric,dyed;< 85% of cotton,weight>200g/m2	167 892	2 184 002	1 182 820	16 699 013
5211410010	String weave,of yarn of different colour< 85% cotton,weight>200g	0	1 987	0	20 866
5211410090	Woven fabric,different colour,not string weave,< 85% cotton,weig	0	158 153	0	616 136
5211420000	Woven fabric,different colour,denim,< 85% cotton,weight>200g/n	88 378	2 397 913	207 555	7 467 434
5211430000	Oth fabrics of 3-thread/4-thrd,<85%of co,weight>200g/m2	34	4 922	3 326	45 612
5211490000	Oth fabrics of different colours< 85% cotton,weight>200g/m2	231 459	1 489 312	1 822 284	11 279 217
5211519000	Woven fabric,plain weave,not printed bybatik procs,< 85% cotton,	0	60	0	676
5211521000	3-thre/4-thread twill,printed by batik< 85% cotton,weight>200g/n	0	1	0	5
5211529000	3-thre/4-thread twill, not printed bybatik< 85% cotton,weight>200	0	61	0	1 871
5211591000	Other Woven fabric,printed by batik< 85% cotton,weight>200g/m.	0	299	0	5 413
5211599000	Other Woven fabric,not printed by batik< 85% cotton,weight>200	71 213	1 347 503	430 064	9 362 101
5212110000	Oth wovenfabric ofcotton weight<=200g/m2unbleached	35 500	377 680	578 648	4 674 656
5212120000	Oth wovenfabric ofcotton weight<=200g/m2bleached	36 277	184 341	272 430	857 787
5212130000	Oth wovenfabric ofcotton weight<=200g/m2dyed	40 497	306 121	447 810	3 251 823
5212140000	Oth wovenfabric ofcotton weight<=200g/m2of yarns of differrent	113 146	2 501 497	849 793	17 293 844
5212151000	Oth wovenfabric ofcotton weight<=200g/m2printed by the traditi	0	11 534	0	113 654
5212159000	Oth wovenfabric ofcotton weight<=200g/m2of not printed by traditi	1 453	26 515	27 494	87 572
5212210000	Oth wovenfabric ofcotton weight>200g/m2unbleached	503 056	5 467 577	4 945 885	54 266 526
5212220000	Oth wovenfabric ofcotton weight>200g/m2bleached	0	2 520	0	30 578
5212230000	Oth wovenfabric ofcotton weight>200g/m2dyed	17	6 022	340	116 957
5212240000	Oth wovenfabric ofcotton weight>200g/m2of yarns of differrent c	29	220	1 367	7 797
5212259000	Oth wovenfabric ofcotton weight>200g/m2not printed by traditi	400	14 251	8 576	205 069
5301100000	Flax, raw/retted	0	10 671	0	56 920
5301290000	Flax, broken, scutched, heckled/othwiseprocess, but notspun,not l	0	2 125	0	11 425
5302900000	Other true hemp raw and processedbut not spun	0	66	0	1 094
5303100000	Jute & oth textile bast fibres, raw/retted	246 988	2 793 076	304 682	4 111 059
5303900000	Jute & oth textile bast fibres,not raw/retted	0	9	0	1 422
5305001000	Sisal & oth textile fibres of the genusageve;tow & waste of these f	80 152	1 425 657	77 886	1 476 512
5305002011	Textile fibres Of coconut (coir), raw	46 000	75 340	26 896	92 732
5305002019	Textile fibres Of coconut (coir), other	1	1	1	1
5305002021	Textile fibres Of abaca; Raw	56 250	234 999	47 214	190 148
5305009010	Textile fibres; of ramie fibres	0	780	0	23 371
5305009090	Textile fibres; other of ramie	0	52 000	0	50 050
5306100000	Single flax yarnflax yarn	4 250	11 976	45 106	135 275
5306200000	Multiple (folded)/cabled flax yarn	194	6 100	6 543	260 473
5307100000	Single yarn of jute/of oth textile bastof heading 53.03.	30 040	518 414	20 109	414 081
5307200000	Multiple (folded)/cabled of jute/ othfibres bast fibres of heading 5	2 509 243	19 923 690	2 367 924	19 023 483
5308100000	Coir yarn	0	491	0	7 157
5308200000	True hemp yarn	55	6 612	1 023	107 367
5308901000	Paper yarn	0	1 442	0	12 595
5308909000	Other yarn of other vegetable textile fi	77	113 483	1 298	283 096
5309111000	Woven fabrics of flax cont>=85%by weightunbleached or not; prin	274	4 274	8 009	95 166
5309119000	Woven fabrics of flax cont>=85%by weightunbleached or not;not p	15	32 221	286	574 975
5309191000	Other Woven fabrics,flax cont>=85%byweight;print by traditional l	12 416	48 913	216 964	947 418
5309199000	Other Woven fabrics,flax cont>=85%weightnot print by traditional	75 057	247 938	1 213 431	4 556 672
5309211000	Woven fabrics of flax cont<85% by weightunbleached or not; print	12 278	33 650	197 974	558 268
5309219000	Woven fabrics of flax cont<85% by weightunbleached or not;not p	0	27 057	0	368 143
5309291000	Woven fabrics of flax cont<85% by weightoth;printby the traditi	14 582	19 433	255 547	347 913
5309299000	Woven fabrics of flax cont<85% by weightoth; not printed by the t	21 282	80 907	309 277	1 535 641
5310100010	Woven fabrics of jute or of oth textileUnbleached; plain	85 987	679 699	111 800	867 373
5310100090	Woven fabrics of jute or of oth textileUnbleached; other plain	129	154	634	750
5310901000	Other woven fabrics of jute/oth textilehead 53.03,printed by tradi	8 719	12 370	165 623	245 369
5310909000	Other woven fabrics of jute/oth textilehead 53.03, not printed by l	966	4 634	20 422	63 689
5311001000	Woven fabrics of oth vegetable textilefibres&paper yarn; print by l	5 900	9 409	175 271	212 833
5311009000	Woven fabrics of oth vegetable textilefibres&paper yarn; not print	9 510	133 307	158 402	1 172 823
5401101000	Sewing thread of man-made flment ofsynthetic filaments; for reta	10 600	125 973	120 067	1 492 679
5401109000	Sewing thread of man-made flment ofsynthetic filaments; not for r	338 200	6 669 374	1 399 245	18 503 717
5401201000	Sewing thread of man-made flment ofartificial filaments; for retail	856	8 495	4 697	48 513
5401209000	Sewing thread of man-made flment ofartificial filaments;not for re	20 057	184 181	119 565	1 356 828
5402110000	Syntthatic filamentaryarn (oth than sewingHigh tenacity yarn of nylc	14 744	172 996	253 332	3 786 636
5402190000	Syntthatic filamentaryarn (oth than sewingHigh tenacity yarn of nylc	439 315	5 188 003	2 113 990	29 022 788
5402200000	Syntthatic filamentaryarn (oth than sewingHigh tenacity yarn of poly	738 041	11 836 282	1 907 176	31 440 547
5402310000	Textured yarn of nylon/oth polyamidemeasuring single yarn <= 50	206 665	2 825 746	1 335 630	19 447 002
5402320000	Textured yarn of nylon/oth polyamidemeasuring single yarn > 50	97 802	763 795	385 273	3 109 193
5402330000	Textured yarn of polyesters	1 599 177	23 925 763	4 331 620	59 233 121

I.3. IMPOR MENURUT KOMODITI / IMPORT BY HS COMMODITY
***** DESEMBER/DECEMBER 2012 *****

HS	Uraian Komoditi Commodity Description	Berat Bersih / Net Weight (Kg)		Nilai / Value C.I.F (US\$)	
		Bulan ini Current Month	Kumulatif Cum.Jan. to date	Bulan ini Current Month	Kumulatif Cum.Jan. to date
5402340000	Textured yarn of polypropylene syntheticfilament	239 559	1 908 176	622 507	4 682 185
5402390000	Other texture synthetic filament yarn	658 993	1 778 402	1 513 074	4 732 909
5402440000	Oth yarn, single, with a twist or not<50turn/m; elastomeric	598 513	7 261 675	3 934 055	46 449 821
5402450000	Oth yarn, single, with a twist or not<50turn/m; oth, of nylon/oth p	348 256	3 740 687	1 318 162	14 313 125
5402460000	Oth yarn, single, with a twist or not<50turn/m; oth, of polyesters,p	973 893	21 193 935	1 540 518	36 077 416
5402470000	Oth yarn, single, with a twist or not<50turn/m; oth, of pollester	2 151 050	25 125 398	4 557 735	57 382 062
5402480000	Oth yarn, single, with a twist or not<50turn/m; oth, of polipropiler	173 087	3 132 563	241 743	5 532 802
5402490000	Oth yarn, single, oth thn, of elast, nylpolyester,polypropylene,<=50	240 044	4 917 042	2 017 310	29 560 371
5402510000	Oth yarn, single, with a twist or not>50turn/m; of nylon or oth pol	14 336	124 120	37 269	1 086 358
5402520000	Oth yarn, single, with a twist or not>50turn/m; of nylon or oth pol	83 937	466 766	151 429	1 073 260
5402591000	Oth yarn, single, with a twist or not>50turn/m; other; of polypropil	3 516	9 315	21 447	56 470
5402599000	Oth yarn, single, with a twist or not>50turn/m; other; other	1 847	41 654	4 890	328 186
5402610000	Oth yarn, multiple or cableof nylon or polyamides	69 449	602 540	263 086	3 012 779
5402620000	Oth yarn, multiple or cableof polyesters	164 971	1 763 622	1 056 969	13 403 512
5402691000	Oth yarn, multiple or cableof other : polypropylena	40 213	622 076	71 387	1 195 674
5402699000	Oth yarn, multiple or cableof other : oth than polypropylena	14 360	599 467	43 839	1 813 791
5403100000	Artificial filament yarn (not sewing)high tenacity yarn of viscose r;	2 045	83 322	8 391	690 149
5403311000	Artificial filament yarn,oth yarn,singleof viskosa twist/not <120 tur	73 672	1 004 612	250 484	3 261 992
5403319000	Artificial filament yarn,oth yarn,singleof viskosa twist/not <120 tur	89 899	976 338	262 360	3 714 227
5403329000	Artificial filament yarn,oth yarn,singleof viskosa twist/not >120 tur	61 651	67 802	20 807	56 080
5403339000	Artificial filament yarn,oth yarn,singleof cellulose acetate: oth text	0	20 754	0	145 582
5403391000	Artificial filament yarn,oth yarn,singleof other : textured yarn	1 555	26 799	10 000	163 808
5403399000	Artificial filament yarn,oth yarn,singleof other : oth textured yarn	27 675	336 326	25 962	927 669
5403411000	Artificialfilament yarn,oth yarn,multipleor cable: of viscose rayon;t	0	247	0	4 558
5403419000	Artificialfilament yarn,oth yarn,multipleor cable: of viscose rayon; c	81 930	925 082	226 564	3 802 560
5403421000	Artificialfilament yarn,oth yarn,multipleorcable: ofcelluloseacetat;t	0	20 632	0	121 706
5403429000	Artificialfilament yarn,oth yarn,multipleorcable: ofcelluloseacetat;	10 923	173 198	102 282	2 135 147
5403491000	Artificialfilament yarn,oth yarn,multipleorcable: of other : textured	0	128	0	590
5403499000	Artificialfilament yarn,oth yarn,multipleorcable: of other : oth text	50 113	453 589	219 130	1 897 174
5404110000	Synth monfilament of elastomeric >=67decitex,dimension<=1mm,	64 236	415 758	176 654	1 500 380
5404120000	Synth monfilament oth ofpolypropyllne>=67decitex,dimension<=1n	18 691	280 725	75 506	753 306
5404190000	Synth monfilament other >=67decitexdimension<=1mm, width<=5	90 594	1 805 006	684 749	12 436 172
5404900000	Synthetics other than filaments exceeds<1 mm, width <= 5 mm	168 628	1 740 867	353 909	2 434 221
5405000000	Artificial monofilament >=67 decitexno cross-sect,dim>=1mm,strip	0	977	0	20 727
5406000000	Man-made filament yarn(oth than sewingthread) put up for retail	75	37 886	803	268 252
5407102010	Woven fabrics of synt filament yarn fromhigh of nylon/oth : tyre fa	11 682	120 871	49 644	522 456
5407102090	Woven fabrics of synt filament yarn fromhigh of nylon/oth : tyre fa	85 663	695 882	1 504 631	13 051 029
5407109010	Woven fabrics of synt filament yarn fromhigh of nylon/oth : other	23 376	238 682	184 635	2 316 954
5407109090	Woven fabrics of synt filament yarn fromhigh of nylon/oth : other	86 939	1 009 583	895 118	9 844 967
5407200000	Woven fabrics of synt filament yarnwoven fabricsobtained from st	113 030	1 239 164	294 866	3 587 093
5407300000	Woven fabrics of synt filament yarnfabrics specified in nota 9to se	24 364	118 570	433 180	2 027 484
5407411000	Woven nylon mesh fabric of untwistedweight >=85% of flmnt of n	83 406	695 671	623 048	4 085 419
5407419000	Oth woven nylon mesh fabric of untwistedweight >=85% of flmnt i	1 595 266	8 491 781	4 745 960	37 038 223
5407420000	Woven fabrics of synt filament yarn fromnylon cont >85% ; dyed	254 169	4 637 385	4 499 093	75 756 964
5407430000	Woven fabrics of synt filament yarn fromnylon cont>85% ; of yar	97	6 446	2 365	84 551
5407440000	Woven fabrics of synt filament yarn fromnylon cont >85% ; printe	299	32 880	8 941	724 715
5407510000	Woven fabrics of synt filament yarn frompolyester cont >85% ; un	913 969	12 086 047	6 045 684	70 824 564
5407520000	Woven fabrics of synt filament yarn frompolyester cont >85% ; dy	1 360 440	16 728 741	14 340 173	172 408 417
5407530000	Woven fabrics of synt filament yarn frompolyester cont >85% ; ofy	2 154	341 155	40 464	1 334 332
5407540000	Woven fabrics of synt filament yarn frompolyester cont >85% ; pri	134 830	1 805 142	2 332 108	19 735 771
5407610010	Oth woven fabrics,cont>=85% of by weightofnontextured polyst fi	984 320	9 432 680	6 752 928	71 107 238
5407610090	Oth woven fabrics,cont>=85% of by weightofnontextured polyst fi	642 012	13 166 207	3 958 907	61 356 394
5407690010	Oth woven fabrics,cont>=85% of by weightof polyst filamnt: unble	360 563	4 584 628	3 960 060	43 878 711
5407690090	Oth woven fabrics,cont>=85% of by weightof polyst filamnt: other	527 607	6 347 477	5 988 380	74 308 751
5407710000	Oth woven fabrics,cont>=85% of by weightof synthet filamnt:unbl	514 663	4 774 313	3 780 442	27 584 947
5407720000	Oth woven fabrics,cont>=85% of by weightof synthet filamnt: dye	78 166	893 609	1 037 985	9 719 124
5407730000	Oth woven fabrics,cont>=85% of by weightof synthet filamnt: of y	1 054	30 746	10 221	193 014
5407740000	Oth woven fabrics,cont>=85% of by weightof synthet filamnt: prin	8 611	307 902	63 428	1 506 075
5407810000	Oth woven fabrics,cont<85% of by weightof synthet filamnt-mixec	0	110 341	0	903 257
5407820000	Oth woven fabrics,cont<85% of by weightof synthet filamnt-mixec	64 044	930 165	1 189 180	9 579 978
5407830000	Oth woven fabrics,cont<85% of by weightof synthet filamnt-mixec	9 943	110 546	54 598	352 838
5407840000	Oth woven fabrics,cont<85% of by weightof synthet filamnt-mixec	20 977	130 539	284 719	1 811 023
5407910000	Woven fabrics of synt filament yarn ofother woven fabric; unbleac	10 784	436 227	74 304	2 665 195
5407920000	Woven fabrics of synt filament yarn ofother woven fabric; dyed	29 553	696 990	230 721	7 551 718
5407930000	Woven fabrics of synt filament yarn ofother woven fabric; of yarn c	6	16 926	52	142 264
5407940000	Woven fabrics of synt filament yarn ofother woven fabric; printed	51	37 351	906	378 577
5408100010	Woven fabrics ofartificial filament yarnfromhigh tenacty yarnof vis	32 943	291 348	369 224	3 113 480
5408100090	Woven fabrics ofartificial filament yarnfrom high tenacity yarn of \	162 826	2 127 659	1 978 321	17 532 832
5408210000	Woven fabrics ofartificial filament yarncont >85% weight : umblea	32 989	201 536	441 108	2 831 641
5408220000	Woven fabrics ofartificial filament yarncont >85% weight or strip/t	18 847	396 691	211 838	4 820 186
5408230000	Woven fabrics ofartificial filament yarncont >85% weight: of yarn c	95	9 642	4 526	48 113

I.3. IMPOR MENURUT KOMODITI / IMPORT BY HS COMMODITY
***** DESEMBER/DECEMBER 2012 *****

HS	Uraian Komoditi Commodity Description	Berat Bersih / Net Weight (Kg)		Nilai / Value C.I.F (US\$)	
		Bulan ini Current Month	Kumulatif Cum.Jan. to date	Bulan ini Current Month	Kumulatif Cum.Jan. to date
5408240000	Woven fabrics of artificial filament yarn cont >85% weight or strip/	11 701	873 893	99 840	7 276 705
5408310000	Woven fabrics of artificial filament yarn oth woven fabric: unbleach	0	193	0	4 979
5408320000	Woven fabrics of artificial filament yarn oth woven fabric: dyed	642	47 337	23 300	918 243
5408330000	Woven fabrics of artificial filament yarn oth woven fabric: of yarn of	311	2 460	1 145	240 554
5408340000	Woven fabrics of artificial filament yarn oth woven fabric: printed	4	13 608	35	88 724
5501100000	Synthetic filament tow of nylon or other polyamides	53 975	471 724	380 540	3 794 198
5501200000	Synthetic filament tow of polyesters	77 107	1 330 644	495 862	8 953 106
5501300000	Synthetic filament tow of acrylic or modacrylic	2 156 626	33 127 303	6 068 749	92 121 825
5501400000	Synthetic filament tow of polypropylene	11 541	156 560	30 113	389 171
5501900000	Synthetic filament tow Other	111 927	754 098	289 733	2 444 787
5502000000	Artificial filament tow	1 976 717	33 250 999	10 864 860	185 990 221
5503110000	Synthetic staple fibres of nylon or othr polyamides of aramids	15 393	362 248	200 971	3 113 725
5503190000	Synthetic staple fibres of nylon or othr polyamides of oth than arar	896	548 754	2 998	1 609 052
5503200000	Synthetic staple fibres of polyesters	7 064 524	103 530 748	11 355 303	170 370 321
5503300000	Synthetic staple fibres of acrylic or modacrylic	2 118 715	26 197 087	5 290 454	74 357 605
5503400000	Synthetic staple fibres of polypropylene	483 490	6 900 766	1 060 408	16 174 732
5503900010	Synthetic staple fibres of other : of viscos rayon	19 043	419 614	53 997	1 392 804
5503900090	Synthetic staple fibres of other : other than viscos rayon	128 269	1 938 383	668 914	8 281 064
5504100000	Artificial staple fibres not carded, combed othwise procss for spin: of	5 479 322	107 370 286	12 625 943	251 069 272
5504900000	Artificial staple fibres not carded, combed othwise procss for spin: oth	60 756	942 859	242 799	4 004 757
5505100000	Waste of man-made fibres of synthetic fibres	814	623 721	6 353	568 023
5505200000	Waste of man-made fibres of artificial fibres	0	108 037	0	33 621
5506100000	Synth staple fibres carded, combed othwise prcs for spin: of nylon	11 384	330 269	175 349	1 978 361
5506200000	Synth staple fibres carded, combed othwise proces for spin: of pol	165 938	3 154 507	1 731 410	21 434 675
5506300000	Synth staple fibres carded, combed othwise proces for spin: acrylic	25 462	714 352	117 350	2 414 063
5506900000	Synth staple fibres carded, combed othwise process for spinn :	15 088	407 053	146 561	2 578 417
5507000000	Artificial staple fibres, carded, combed othwise processed for spin	0	31 682	0	178 773
5508101000	Sewing thread of man-made staple fibres wether for sale or no: of s	94 054	1 613 734	359 173	5 410 428
5508109000	Sewing thread of man-made staple fibres wether for sale or no: oth	326 045	4 487 047	911 920	12 791 570
5508201000	Sewing thread of man-made staple fibres wether for sale or no: of a	1 829	22 258	19 379	165 832
5508209000	Sewing thread of man-made staple fibres wether for sale or no: oth	23 521	181 081	71 839	725 721
5509110000	Single yarn cont >=85% by weight of staple fibres of nylon/oth poly	3 610	207 810	92 576	1 234 314
5509120000	Multiple/cabled yarn cont >=85% by weight of staple fibre of nylon	6 633	112 011	46 139	943 684
5509210000	Single yarn cont >=85% by weight of polyester staple fibres	481 667	4 734 795	1 046 805	11 358 781
5509220000	Multiple (folded)/cabled yarn cont >=85% of polyester staple fibres	287 384	1 509 422	888 108	5 226 647
5509310000	Single yarn cont >=85% by weight of acrylic/modacrylic staple fibre	576	121 018	3 538	474 893
5509320000	Multiple/cabled yarn cont >=85% by weight of acrylic/modacrylic st	12 590	173 691	96 362	1 057 229
5509410000	Single yarn cont >=85% by weight of synthetic staple fibres	5 133	36 944	125 644	1 023 016
5509420000	Multiple (folded)/cabled yarn cont >=85% of synthetic staple fibres	9 452	104 712	53 484	1 011 624
5509510000	Oth yarn of polyester staple fibres mixed mainly with artificial stap	10 007	130 704	34 986	454 472
5509521000	Oth yarn of polyester staple fibres, single mixed mainly/solely with w	0	48	0	1 553
5509529000	Oth yarn of polyester staple fibres, other mixed mainly/solely with w	1 601	3 114	16 192	32 057
5509530000	Oth yarn of polyester staple fibres mixed mainly/solely with cotton	88 047	1 324 001	394 652	3 920 706
5509590000	Oth yarn of polyester staple fibres other	30 207	95 535	50 050	329 896
5509610000	Oth yarn of acrylic/modacrylic staple fibre mixed mainly/solely with w	135	110 665	38	1 400 133
5509620000	Oth yarn of acrylic/modacrylic staple fibre mixed mainly/solely with c	9 998	41 992	48 617	505 869
5509690000	Oth yarn of acrylic/modacrylic staple fibre other	0	183 264	0	764 955
5509910000	Other yarn mixed mainly or solely with wool/ fine animal hair	0	32	0	760
5509920000	Other yarn mixed mainly/solely with cotton	0	3 611	0	15 467
5509990000	Other yarn mixed other than wool/ fine animal hair & cotton	8	29 680	117	69 949
5510110000	Single yarn cont >=85% by weight of artificial staple fibres	777 815	7 053 110	1 821 292	17 179 249
5510120000	Multiple/cabled yarn cont >=85% by weight of artificial staple fibres	0	59 158	0	633 315
5510200000	Oth yarn, mixed mainly/solely with cont >=85% of weight of artifical	0	7 141	0	226 778
5510300000	Other yarn, mixed mainly/solely with cont >=85% of weight with cotton	129 042	302 135	549 953	2 871 627
5510900000	Other yarn of artificial staple fibres cont >=85% of weight	26 476	311 270	192 533	2 492 369
5511101000	Yarn of synthtic staple fibres, cont >=85% weight of such fibres knitting	4 708	311 896	29 777	2 341 233
5511109000	Yarn of synthtic staple fibres, cont >=85% weight of such fibres : oth	12 035	159 908	45 756	532 002
5511201000	Yarn of synthtic staple fibres, cont <85% weight of such fibres knitting	0	4 606	0	6 792
5511209000	Yarn of synthtic staple fibres, cont <85% weight of such fibres : oth	9	1 884	249	13 617
5511300000	Yarn of artificial staple fibres put up for retail sale	2 264	22 650	39 139	321 602
5512110000	Woven fabrics of synthetic staple fibre cont >85% wight of polyeste	81 910	1 417 081	744 040	9 379 890
5512190000	Woven fabrics of synthetic staple fibre cont >85% wight of polyeste	316 060	2 910 671	2 834 443	24 117 943
5512210000	Woven fabrics of synthetic staple fibre cont >85% wight of acrylic/m	24	78 746	504	642 606
5512290000	Woven fabrics of synthetic staple fibre cont >85% wight of acrylic/m	63 722	1 133 717	654 382	12 262 432
5512910000	Woven fabrics of synthetic staple fibre cont >85% weight of oth : un	0	26 505	0	367 775
5512990000	Woven fabrics of synthetic staple fibre cont >85% weight of oth th p	3 062	303 806	148 785	4 116 617
5513110000	Wovn fbrcs of plyster staple fibre bleache plain weave <=85% mix w/	232 636	2 099 569	2 845 092	23 247 120
5513120000	3-thread /4-thread twill, incl twill pol staple fibres <=85% w/cotton	8 379	40 500	102 765	621 922
5513130000	Oth woven fbrcs of polyester staple fibre <=85% mixed wght <170 g/n	478 043	7 146 706	5 051 303	63 969 695
5513190000	Oth woven fabrics <85% mixed cotton weight <170 g/m of cotton	49 267	431 424	454 062	4 786 612
5513210000	Dyed woven fabrics of polyester staple fibres, plain weave <85% of	460 301	5 011 411	1 882 415	25 281 367

I.3. IMPOR MENURUT KOMODITI / IMPORT BY HS COMMODITY
***** DESEMBER/DECEMBER 2012 *****

HS	Uraian Komoditi Commodity Description	Berat Bersih / Net Weight (Kg)		Nilai / Value C.I.F (US\$)	
		Bulan ini Current Month	Kumulatif Cum.Jan. to date	Bulan ini Current Month	Kumulatif Cum.Jan. to date
5513230000	Oth dyed woven fabric of polyester staple fibres <85%, cotton <170	3 063	239 757	39 599	834 501
5513290000	Oth woven fabrics <85% such fibres, mixed cotton <170 g/m dyed	354 369	2 396 342	3 797 054	25 714 847
5513310000	Woven fabrics of yarn of diff color of polyester stpe fbrs, plain wea	86 565	507 663	657 577	3 382 827
5513390000	Oth woven fabrics <85% of such fibresweight <170 g/m of cotton: (7 592	218 459	85 187	1 282 614
5513410000	Printed polyester staple fibres, plainweave <85% of fbr, cotton >17	255 235	8 975 837	390 177	11 467 297
5513490000	Other woven fabrics <85% of fibresweight <170 g/m of cotton	4 985	119 164	45 936	1 179 821
5514110000	Woven fbrcs of polyester staple fibresplain weave <=85%,cotton >	30 449	197 480	209 886	1 285 499
5514120000	3-thread/4-thread twill, incl twill of polyester stpl fbrs<85%, cottor	0	48 067	0	497 914
5514190000	Other woven fabrics<85% of fibresmixed weight >170g/m of cotto	255 623	1 837 414	2 376 125	22 244 506
5514210000	Dyed polyester staple fbrs, plain weavestaple fbrs<85%, cotton >1	9 657	56 356	136 464	459 266
5514220000	Woven fabric of synt: dyed<85% with ctto3-thread/4-thread twill,i	20 898	328 492	366 080	4 407 995
5514230000	Woven fabric of synt: dyed<85% with cttdyed; oth woven fbr pol	287 159	2 014 002	692 820	4 749 855
5514290000	Other woven fabrics<85% of fibres mixedweight >170g/m of cotto	565 716	3 624 949	1 284 480	9 181 691
5514300000	Woven fabrics of synth stple fibre <85%, cotton >170 g/m, diff col	0	746 097	0	924 750
5514410000	Printed polyester staple fibres, plainweave <85% of fbr, cotton >17	60 794	669 054	526 293	6 829 174
5514420000	Prnt 3-thread/4-thread twill, incl twlpolyester stple fbr<85%, cotto	26 342	296 455	176 888	2 261 226
5514430000	Oth printd woven fabrics of polyesterstpl fbr <85%, cotton >170 g/	42 730	535 123	319 381	4 550 675
5514490000	Oth printed woven fabrics<85% suchfibres, weight >170 g/m of co	37 172	258 408	585 247	3 228 956
5515110000	Oth wvn fbrcs of synth stple fbrs of polyester stpl fbr mixed viscos	420 112	5 925 016	4 670 167	58 930 640
5515120000	Oth wvn fbrcs of synth stple fbrs of polyester stpl fbr mixed w/m-i	184 534	1 466 220	465 410	4 770 297
5515130000	Oth wvn fbrcs of synth stple fbrs of polyester stpl fbr mix w/wool/a	12 045	288 647	171 543	5 583 679
5515190000	Other woven fabrics of synth stple fbrof other polyester staple fibr	76 828	1 191 992	928 457	16 282 158
5515210000	Oth wvn fbrcs of acrylic/modacrylicmixed/solely with man-made f	0	24 324	0	407 224
5515220000	Oth wvn fbrcs of acrylic/modacrylicmixed/solely w/wool/fine anm	87	7 670	1 550	92 767
5515290000	Oth wvn fbrcs of acrylic/modacrylicmix w/other than man-made fi	3 795	31 874	4 675	369 564
5515910000	Oth woven fabrics mixed mainly/solelyman-made filaments	1 696	19 892	61 844	564 769
5515991000	Oth woven fabrics mixed mainly/solelyw/wool/fine anml hair	0	3 160	0	50 508
5515999000	Oth woven fabrics mixed mainly/solelywith other than man-made	3 547	56 193	39 687	696 366
5516110000	Unbleached/bleached woven fabrics ofartificial staple fibre;weight	20 657	468 823	139 777	3 721 275
5516120000	Dyed woven fbrcs of artificial staplefibre; weight>=85%	30 093	304 909	511 189	5 389 903
5516130000	Woven fabrics of yarns of diff colorweight>=85% of artificial staple	0	4 388	0	67 796
5516140000	Printed woven fabrics; wght>=85% ofartificial staple fibres	70 000	365 834	1 065 056	5 562 802
5516210000	Un/bleached woven fabrics of artificialstaple fibre mix m-m-f;weig	2 665	108 931	62 114	1 157 402
5516220000	Dyed woven fabrics of artificial staplefibre mix m-m-f;weight<85%	37 944	338 296	436 704	5 818 623
5516230000	Woven fabrics of yarn of diff colorartficial stple fbr mix m-m-f;weigl	78	7 665	671	19 143
5516240000	Printed woven fabrics of artifcl staplefibre mixed with m-m-f;weigl	686	13 869	14 496	320 191
5516310000	Un/bleached woven fabrics of artificialstaple fibre mixed w/wool;\	0	2 633	0	40 399
5516320000	Dyed woven fabrics of artificial staplefibre mixed with wool;weigh	11	11 889	297	80 812
5516330000	Woven fbrc of yarn of diff color staplefibre mixed with wool;weigh	0	854	0	22 139
5516340000	Printed woven fabrics of staple fibremixed with wool;weight<85%	0	773	0	17 421
5516410000	Un/bleached woven fabrics of artificialstaple fibre mixed cotton:w	1 784	11 639	22 831	141 095
5516420000	Dyed woven fabrics of artificial staplefibre mixed with cotton;weig	0	8 887	0	141 628
5516430000	Woven fabrics of yarn of diff colorsmixed with cotton;weight<85%	2 457	35 677	19 494	328 932
5516440000	Printed woven fbrcs of artifcl staplefibre mixed with cotton;weigh	0	5 448	0	91 023
5516910000	Other un/bleached woven fabrics ofstaple fbr	1 733	19 243	14 965	216 538
5516920000	Other woven fabrics of artificial staplefibre,un/bleached	7 123	35 073	104 970	542 105
5516930000	Other woven fabrics of artificial staplefibre,dyed	1	3 936	5	31 488
5516940000	Other woven fabrics of artificial staplefibre,of yarn diff colours	56 054	722 162	870 940	8 923 120
5601210000	Wadding of cotton,length<=5mm	36 273	366 559	308 997	4 212 116
5601220010	Wadding of cotton m-m-f of wrappedcigarette tow,length<=5mm	13 760	61 480	96 922	384 477
5601220090	Wadding of cotton m-m-f of oth wrappedcigarette tow,length<=5r	17 855	405 542	250 356	4 001 837
5601290000	Wrapped of other than cotton man-made fibres	41 496	454 224	950 853	2 748 763
5601301000	Polyamide fibre flock of wadding,length<=5mm	3 383	45 296	21 368	550 952
5601302000	Polypropylene fibre flock,length<=5mm	300	1 831	1 927	11 158
5601309000	Textile flock & dust mill neps oth thanpolyamide fibre flock,length	7 459	99 658	101 355	793 946
5602100000	Needleloom felt & stitch-bonded fibrecovered/laminated.	35 289	662 314	182 900	2 247 075
5602210000	Oth felt of wool/fine animal hair,notimpregnated,coated,covered	8 249	216 124	106 957	5 958 065
5602290000	Oth felt of oth textile materials,notimpregnated,coated,covered	4 146	303 787	72 980	1 163 860
5602900000	Felt, oth thn needleloom&oth felt notimpregnated, coated, covere	57 032	1 380 126	419 303	6 531 046
5603110000	Non woven of man-made filament, notimprgnatd,cvred/lminate	1 356 241	27 131 511	4 235 746	46 434 053
5603120000	Non woven of m-m-f, not imprgnated,cvred/lminated; 25g/m<w	1 166 550	13 538 363	3 824 134	51 906 053
5603130000	Non woven of m-m-f, not imprgnated,cvred/lminated; 70g/m<w	344 112	6 782 610	1 125 066	18 219 049
5603140000	Non woven of m-m-f, not imprgnated,covered/laminated; weight>	546 661	9 054 518	3 751 082	43 358 743
5603910000	Non woven of oth m-m-f, weight=<25g/m2	320 050	7 706 396	1 011 895	14 691 923
5603920000	Non woven of oth m-m-f,25g/m2<weighing=<70g/m2	492 753	5 284 941	2 078 882	20 929 328
5603930000	Non woven of oth m-m-f,70g/m2< weighing=<150g/m2	50 110	1 761 138	380 407	5 239 618
5603940000	Non woven of oth m-m-f,weight=<150g/m2	434 952	6 267 788	2 226 091	36 388 752
5604100000	Rubber thread & cord, textile covered & the like head 5404/5405	76 973	774 927	747 423	10 601 751
5604901000	Imitation catgut,of silk yarn	2 212	23 982	35 688	357 394
5604902000	Rubber impregnated textile thread yarn	209	38 041	4 478	198 305
5604903000	High tenacity yarn of polyester,of nylon/oth polyamides/of viscos	789	23 983	20 522	342 209

I.3. IMPOR MENURUT KOMODITI / IMPORT BY HS COMMODITY
***** DESEMBER/DECEMBER 2012 *****

HS	Uraian Komoditi Commodity Description	Berat Bersih / Net Weight (Kg)		Nilai / Value C.I.F (US\$)	
		Bulan ini Current Month	Kumulatif Cum.Jan. to date	Bulan ini Current Month	Kumulatif Cum.Jan. to date
5604909000	Oth thn rubber thread&cord, textilecoverd&the like head 5404/54	28 264	841 295	306 720	3 358 075
5605000000	Metallised yarn,whether/not gimped,being textl yarn/strip like he:	13 360	192 033	136 182	1 409 486
5606000000	Gimpe yarn,&strip&like of head 5404/5405,gimpe,chenille yarn	158 737	1 238 742	425 304	3 230 470
5607210000	Binder/baler twine of sisal/oth textilefbrs of genus agave	0	263 844	0	250 335
5607290000	Oth binder/baler twine of sisal/othtextile fbrs of genus agave	61 746	922 152	163 363	3 450 824
5607410000	Binder/baler twine of polyethylene/polypropylene	0	39 904	0	124 118
5607490000	Oth binder/baler twine of polyethylene/polypropylene	1 083 949	11 966 932	1 818 038	20 000 443
5607501000	V-belt cord of man-made fibres treatedresorcinol formaldehyde>=	9 088	195 069	152 540	3 587 204
5607509000	Oth v-belt cord of m-m-fibrs treatedresorcinol formaldehyde>=10%	43 556	937 712	274 139	3 546 933
5607901000	Twine,cordage,ropes&cables of artificialfibres	7 191	90 858	83 489	941 789
5607902000	Twine,cordage,ropes&cables of abaca/othhard fibres	385	2 698	3 444	30 858
5607903000	Twine,cordage,ropes&cables of jute/othtextile bast fibr head 5303	0	201 822	0	170 163
5607909000	Oth twine,cordage,ropes&cables	49 475	1 037 027	226 691	3 801 481
5608110000	Made up fishing net of man-made textilematerials	261 828	5 534 543	426 318	7 807 306
5608192000	Net bags of man-made textile material	3 675	179 483	19 559	865 728
5608199000	Oth net bags of man-made textilematerials	36 366	596 061	80 168	1 553 874
5608901000	Net bags of oth man-made textilematerials	5 694	86 686	36 660	226 874
5608909000	Oth net bags of oth man-made textilematerials	108 892	821 498	393 563	2 708 142
5609000000	Articles of yarn,strip/the like of head5404/5405,twine,cordage,rop	200 596	2 696 532	843 299	10 222 864
5701101000	Prayer rugs of carpet of wool/fineanimal hair	0	53	0	1 906
5701109000	Oth prayer rugs of carpet of wool/fineanimal hair	0	1 049	0	20 038
5701901900	Oth prayer rugs of carpet of cotton	5 289	7 371	29 054	31 850
5701909100	Prayer rugs of carpet oth than wool/cotton	0	100 529	0	207 145
5701909900	Oth prayer rugs of carpet oth than wool/cotton	86	89 079	307	172 443
5702100000	Kelem,schumacks,karamanie&smlar hand-woven rugs, not tufted/	0	73 149	0	299 601
5702200000	Floor covering of coconut fibres (coir)not tufted/flocked	7 740	39 873	7 776	74 030
5702310000	Floor cov of pile construct of wool/fineanimal hair,not made up, no	11 360	57 496	146 854	745 292
5702320000	Floor cov of pile construct of man-madetxt mat, not made up,not	1 634	3 244	10 304	32 560
5702391000	Floor cov of pile construct of cottonnot made up, not tufted/flocke	0	288	0	1 014
5702399000	Floor cov of pile construct of othtextile materials, not made up,no	16 594	23 920	27 547	220 411
5702419000	Oth prayer rugs of floor cov of pileconstrct,made up of wool/fine a	310	24 485	6 347	88 244
5702421000	Prayer rugs of floor cov of pileconstrct,made up of man-made text	5 985	85 153	11 681	239 316
5702429000	Oth prayer rugs of floor cov of pileconstrct,made up of man-made	39 850	1 258 655	60 735	2 694 976
5702491900	Oth prayer rugs of floor cov of cottonof pile constrct,made up	470	10 077	3 571	34 564
5702492000	Oth floor cov of pile constrct,made up,of jute fibre	0	12 809	0	14 999
5702499000	Oth floor cov of pile constrct,made up,of oth textile material	0	6 802	0	10 502
5702509000	Oth floor cov of oth textile materialnot of pile construct,not made	0	50 721	0	119 539
5702919000	Oth floor cov not prayer rug not of pileconstrct made up of wool/f	0	297	0	8 230
5702921000	Prayer rugs not of pile constrct made upof man-made textl matr	50 810	381 633	30 560	521 075
5702929000	Oth floor cov not prayer rug not of pileconstrct,md up,of man-ma	37 660	362 258	53 643	709 950
5702991100	Prayer rugs not of pile constrct made upof cotton,of oth textile ma	2 204	9 272	1 869	9 175
5702991900	Oth floor cov not prayer rug not of pileconstrct,md up,of cotton,of	0	25 300	0	18 700
5702999000	Oth flr cov.not of pile cnstrct,made upoth thn cttn&jute fibres,oth	0	429	0	1 516
5703101000	Floor mats of wool/fine anml hairwhthr/not made up	0	794	0	16 975
5703109000	Carpet&oth txtl flr cov.,tufted, whthr/not made up,of wool/fine ar	17 280	63 397	70 813	173 202
5703209000	Carpet&oth txtl flr cov,tufted,not prayrug,not made up,of nyln/oth	252 591	1 825 815	1 042 276	6 593 628
5703301000	Prayer rugs of cotton, whthr/notmade up,of oth man-md-txtl mtrl	88 727	942 670	171 212	1 964 599
5703309000	Carpet&oth txtl flr cov,tufted,not prayrug,of cttn not made up,of c	247 635	3 175 822	587 020	6 582 507
5703901100	Prayer rugs, whthr/ not made up,of cotton,oth textile matr	0	15 350	0	180 000
5703901900	Carpet&oth txtl flr cov.,tufted, whthr/not made up,of cotton,oth t	3 474	87 588	8 855	630 644
5703902900	Carpet&oth txtl flr cov.,tufted, whthr/not made up,of jute fbrs,oth	0	566	0	17 324
5703909100	Floor mats, whthr/not made up,not cttn&jute fbr,oth txtl mtrl	10 614	656 171	36 441	6 038 951
5703909900	Carpet&oth txtl flr cov.,tufted, whthr/nt md up,not cttn&jute fbr,c	0	9 657	0	26 562
5704100000	Textile tiles, having a surface <=0,3m,felt,no tufted/flocked,made	0	2 662	0	8 208
5704900000	Oth textile tiles, having a surface <=0,3m,felt,no tufted/flocked,m	400 091	5 108 463	499 466	6 339 488
5705001100	Prayer rugs of cotton, whthr/not made up	0	150	0	1 558
5705001900	Oth carpet&oth txtl flr cov,oth prayrug of cotton,whthr/not made	0	1 768	0	20 691
5705002900	Oth carpet&oth txtl flr cov,oth Non wovnfloor covrng of jute fbrs,v	0	33 538	0	37 342
5705009100	Prayer rugs of oth thn cotton&jutefibres,whthr/ not made up	11 180	784 470	12 965	759 162
5705009200	Non woven floor covering of oth cotton&jute fibres,whthr/not ma	569	4 250	14 257	78 855
5705009900	Oth carpet&oth txtl flr cov,oth pray rugof oth cotton&jute fibres,v	177 992	2 348 427	221 994	2 484 408
5801101000	Woven pile&chenille fabrics of wool/fine anml hair, imprgntd,coat	864	11 800	19 697	199 389
5801109000	Woven pile&chenille fabrics of wool/fine anml hair,not imprgntd	30 628	112 392	222 018	1 204 402
5801211000	Uncut weft pile fbrcs of cotton,imprgntd,coatd,coverd oth thn of h	0	4 909	0	30 591
5801219000	Uncut weft pile fbrcs of cotton,notimprgntd,coverd oth thn of hea	33	36 930	419	389 254
5801221000	Cut corduroy of cotton,imprgntd,coatd,coverd oth than of head 58	0	7 050	0	83 446
5801229000	Cut corduroy of cotton,not imprgntd,coatd,coverd oth than of hea	11 637	279 655	87 942	3 092 402
5801231000	Oth weft pile fbrcs of cotton,imprgntd,coatd,coverd oth thn of hea	0	1 015	0	12 762
5801239000	Oth weft pile fbrcs of cotton,notimprgntd,coverd oth thn of head !	0	7 192	0	37 318
5801261000	Chenille fabrics of cotton,imprgntd,coatd,coverd oth than of head	0	12 000	0	151 952
5801269000	Chenille fabrics of cotton,not imprgntd,coatd,coverd oth than of h	1	17	4	810

I.3. IMPOR MENURUT KOMODITI / IMPORT BY HS COMMODITY
***** DESEMBER/DECEMBER 2012 *****

HS	Uraian Komoditi Commodity Description	Berat Bersih / Net Weight (Kg)		Nilai / Value C.I.F (US\$)	
		Bulan ini Current Month	Kumulatif Cum.Jan. to date	Bulan ini Current Month	Kumulatif Cum.Jan. to date
5801279000	Warp pile fbrcs of cotton,not imprgntd,coatd,coverd oth than of h	6	14 494	284	184 038
5801311000	Uncut weft pile fbrcs of man-made fbrcs,imprgntd,oth thn of head !	0	1 138	0	6 780
5801319000	Uncut weft pile fbrcs of man-made fbrcs,not imprgntd,oth thn of he	0	4 114	0	34 100
5801321000	Cut corduroy of man-made fibres ,imprgntd,oth thn of head 5802/	18 080	386 167	252 004	4 074 743
5801329000	Cut corduroy of man-made fibres ,notimprgntd,oth thn of head 58	0	3 236	0	42 128
5801331000	Oth weft pile fabrics of man-made fbrcs,imprgntd,oth thn of head E	0	155	0	123
5801339000	Oth weft pile fabrics of man-made fbrcs,not imprgntd,oth thn of he	0	4 513	0	53 270
5801361000	Chenille fabrics of man-made fribres,imprgntd,oth thn of head 580	424	184 207	4 305	459 425
5801369000	Chenille fabrics of man-made fribres,not imprgntd,oth thn of head	0	81 482	0	199 550
5801371000	Warp pile fbrcs of man-made fribres,imprgntd,oth thn of head 580	184	6 945	2 890	80 510
5801379000	Warp pile fbrcs of man-made fribres,not imprgntd,oth thn of head	0	123 932	0	750 366
5801901100	Othr carpet & text floor covrng of silk,imprgntd,oth thn of head 58	0	689	0	14 257
5801901900	Othr carpet & text floor covrng of silk,not imprgntd,oth thn of hea	0	2 286	0	13 209
5801909100	Othr carpet & text floor covrng of othtxtl mtrl, imprgntd,oth of 58	0	331	0	2 162
5801909900	Othr carpet & text floor covrng of othtxtl mtrl, not imprgntd,oth c	9 428	189 532	76 411	1 494 966
5802110000	Unbleached terry towelling&wovenfabrcs of cotton oth thn head c	16 032	218 803	214 854	2 612 059
5802190000	Bleached terry towelling&wovenfabrcs of cotton oth thn head of E	76	5 376	786	66 584
5802200000	Terry towelling&woven fabrcs of othtextile material othr than hea	8 521	60 175	80 531	729 823
5802301000	Tufted textile fabrics,inpregnated,coated/covered oth thn of head	9 178	123 876	23 979	286 927
5802302000	Tufted textile fabrics,woven of cotton/of man made fbrcs oth thn h	130 908	866 695	1 034 513	6 748 122
5802309000	Other tufted textile fabrics of otherthan fabrics of head 5806	0	43	0	283
5803001000	Gauze of cotton, oth than narrowfbrcs of heading 5806	0	16 154	0	111 342
5803002000	Gauze of man-made fibres, oth than narrow fbrcs of heading 5806	0	597	0	13 152
5803009900	Gauze of other, oth than narrowfbrcs of heading 5806	0	1 253	0	87 110
5804101100	Tulles&oth net fbrcs of silk,imprgntdcoatd,coverd oth thn of hea	414	6 930	55 521	206 103
5804101900	Tulles&oth net fbrcs of silk,notimprgntd,oth thn of head 6002-60	2 167	47 522	42 941	851 200
5804102100	Tulles&oth net fbrcs of cotton,imprgntdcoatd,coverd oth thn of he	0	1 085	0	30 946
5804102900	Tulles&oth net fbrcs of cotton,notimprgntd,oth thn of head 6002	2 242	52 668	31 470	1 271 050
5804109100	Tulles&oth net fbrc oth thn silk/cotton,imprgntd,oth thn of head	6 404	34 398	42 259	308 349
5804109900	Tulles&oth net fbrc oth thn silk/cotton,not imprgntd,oth of head 6	11 455	288 092	346 683	3 724 938
5804211000	Mechanically made lace of man-made fbrcsimprgntd,oth thn of he	16 474	365 703	490 490	8 163 681
5804219000	Mechanically made lace of man-made fbrcsnot imprgntd,oth of hea	113 158	854 883	896 439	9 516 993
5804291000	Mechanically made lace of oth txtl mtrlimprgntd,oth thn of head	6 696	43 575	96 041	861 608
5804299000	Mechanically made lace of oth txtl mtrlnot imprgntd,oth of head 6	39 366	407 667	691 519	7 026 143
5804300000	Hand-made lace oth than fabric ofhead 6002 to 6004	3 074	54 196	88 117	1 449 164
5805001000	Hand-woven tapestries of cotton, whetheror not made up	0	1 545	0	55 795
5805009000	Hand-woven tapestries of other thancotton, whether/not made up	7 462	37 005	318 508	560 242
5806101000	Woven pile fabrics of silk other thangoods of head 5807	2 349	28 199	22 705	400 673
5806102000	Woven pile fabrics of cotton other thangoods of head 5807	3 916	162 082	79 266	2 147 894
5806109000	Woven pile fabrics of other than silk/cotton other than goods of h	17 902	231 423	343 978	4 145 824
5806201000	Sport tape;weight>=5% of elastomeric yarn/thread	49 350	388 111	650 662	6 013 650
5806209000	Other woven fabrics;weight>=5% ofelstmeric yarn/thread oth thn	99 454	1 755 481	1 626 587	16 310 005
5806311000	Narrow woven fabrics of cotton for typewriter inked ribbon	3 146	47 406	51 191	614 683
5806312000	Backing of cotton for electricalinsulating paper	413	7 847	9 925	188 144
5806319010	Slide fastener ribbons of cotton; width<=12 mm	4 274	60 447	73 678	1 190 085
5806319020	Webbings of cotton used in coveringpipes,poles and the like	8 000	84 389	101 569	937 354
5806319090	Other woven fabrics of cotton otherthan goods of head 5807	6 554	129 419	108 603	2 713 830
5806321000	Narrow woven fabrics of man-made fibresfor typewriter inked ribt	157 181	2 098 798	877 321	10 172 346
5806324000	Backing of man-made fibres forelectrical insulating paper	5 326	75 857	48 173	769 794
5806329010	Slide fastener ribbons of man-madefibres; width <=12 mm	7 563	71 361	97 970	1 118 614
5806329020	Webbings of man-made fibres used incovering pipes, poles and th	17	1 393	264	22 794
5806329090	Other woven fabrics of man-made fibresoth than goods of head 58	141 656	2 632 941	1 247 448	15 443 772
5806391000	Other woven fabrics of silk oth thangoods of head 5807	698	18 804	5 020	217 621
5806399100	Backing of oth textile material forelectrical insulating paper	3 490	83 424	53 675	1 125 350
5806399910	Woven fabrics of other textile materialused in covering piping, pol	415	219 073	6 619	273 005
5806399920	Narrow woven fabrics of other textilematerials for typewriter ribt	0	274	0	6 248
5806399930	Narrow fabrics of other textile materialfor slide fastener, width <=	639	55 397	2 616	432 466
5806399990	Other woven fabrics of other textilematerial	21 255	255 786	306 330	3 215 094
5806400000	Fabrics consisting of warp without weftassembled by an adhesive	3 325	33 467	38 120	388 625
5807100000	Woven Labels, badges, and similar articles, not embroidered	315 129	4 753 645	5 794 371	84 196 654
5807900010	Non woven Labels, badges, and similar articles, not embroidered	14 035	202 176	322 346	3 296 830
5807900090	Labels, badges, and similar articles ofoth textile materials, not emb	96 520	976 639	1 442 721	19 616 197
5808101000	Braid combined with rubber threads, notembroidery, not knitted/i	288	18 899	10 204	285 504
5808109000	Braid not combined with rubber threads,not embroidery, not knitt	1 815	283 532	39 192	1 202 038
5808901000	Ornamental trimmings combined withrubber threads,not embroid	26 025	611 080	191 099	4 761 238
5808909000	Ornamental trimmings not comb. withrubber threads,not embroic	125 000	525 802	274 410	1 897 025
5809000000	Woven fabrics of metal thread & wovenfabrics of metallised yarn	8	21 708	176	136 500
5810100000	Embroidery without visible ground,inpiece, in strip, in motifs	6 241	73 599	76 402	783 020
5810910000	Embroidery of cotton with visible ground,in piece, in strip, in moti	37 672	1 006 380	586 957	13 370 939
5810920000	Embroidery of man-made fibres withvisible ground, in piece,in strip	351	125 998	36 458	976 014
5810990000	Embroidery of other textile materialswith visible ground,in piece, i	91 016	988 840	1 338 675	14 636 578

I.3. IMPOR MENURUT KOMODITI / IMPORT BY HS COMMODITY
***** DESEMBER/DECEMBER 2012 *****

HS	Uraian Komoditi Commodity Description	Berat Bersih / Net Weight (Kg)		Nilai / Value C.I.F (US\$)	
		Bulan ini Current Month	Kumulatif Cum.Jan. to date	Bulan ini Current Month	Kumulatif Cum.Jan. to date
5811001000	Quilted textile products in the piece,ofwool/fine/coarse anml hair	13 541	97 550	416 396	2 255 191
5811009000	Quilted textile products in the piece,oth thn of wool/fine/coarse a	3 404	283 094	58 021	3 653 792
5901100000	Textile fabrics coated w gum/amylaceused for covers books and	984	18 239	14 215	223 244
5901901000	Traching cloth	0	7	0	47
5901902000	Prepared painting canvas	4 808	44 498	20 928	155 989
5901909000	Buckram and similar stiffened textilefabrics for hat foundations	49 040	307 287	267 976	1 965 868
5902101100	Chafer fabrics,rubberised of nylon-6 yar	17 106	391 631	167 958	4 067 997
5902101900	Chafer fabrics,rubberised of nylonnot nylon-6 yarn	37 989	452 269	247 755	2 882 007
5902109100	Tyre cord fabrics of nylon or otherpolyamides of nylon-6 yarn	724 233	11 390 471	2 988 033	53 819 066
5902109900	Tyre cord fabrics of nylon or otherpolyamides of not nylon-6 yarn	425 732	4 977 359	2 301 886	29 886 814
5902202000	Chafer fabrics,rubberised of polyester	40 650	224 836	411 290	1 639 265
5902209100	Tyre cord fbrics of polyester,containingcotton	2 973	494 132	35 280	2 589 709
5902209900	Tyre cord fbrics of polyester, notcontaining cotton	183 573	7 375 040	741 402	32 766 903
5902901000	Chafer fabrics,rubberised of viscoserayon	0	49	0	3 465
5902909000	Other cord fabrics of high tenacity yarnof viscose rayon	8 017	68 347	121 022	809 148
5903100000	Textile fbrcs impregnated,coated,coveredwith polyvinyl chloride, r	4 051 569	33 861 786	4 030 831	47 745 592
5903200000	Textile fbrcs impregnated,coated,coveredwith polyurethane, not E	1 432 937	19 124 455	11 958 723	157 412 399
5903900010	Canvas type fabrics impregnated,coated,covered with nylon,polya	205 998	2 251 661	1 836 333	21 382 838
5903900090	Other textile fabrics impregnated,coated,covered with plastics, no	441 293	4 983 694	3 597 496	46 095 843
5904100000	Linoleum	3 610	65 253	15 142	281 345
5904900000	Floor coverings consist of a coating orcovering on a textile backing	4 453	232 885	37 314	1 012 710
5905009000	Textile wall coverings oth thn of wol/fine/coarseanimal hair	1 313	8 611	8 710	70 869
5906100000	Adhesive tape of a width <= 20cm, otherthan of heading 5902	28 676	589 726	331 030	7 908 929
5906910000	Other rubberised textile fabrics,knitted/crocheted, not heading 59	63 807	956 708	329 156	6 111 043
5906991000	Rubberised sheeting for hospital use,notknitted/crocheted, not he	1 923	11 448	16 806	81 954
5906999000	Other rubberised textile fabrics, notknitted/crocheted, not headin	52 020	866 123	501 926	5 000 865
5907001000	Fabrics impregnated,coated,covered withoil of oil-based preparati	2 240	5 532	14 391	55 528
5907003000	Textile fbrcs impregnated,coated,coveredwith fire resistant chemi	8 602	30 613	21 265	156 566
5907004000	Fabrics impregnated,coated,covered withflock velvet/flock textile	45 779	231 600	116 350	977 824
5907005000	Fabrics impregnated,coated,covered withwax, tar, bitumen or sim	505	1 847	5 601	14 829
5907006000	Fabrics impregnated,coated,covered withother substances	432	9 471	9 181	136 276
5907009000	Painted canvas being thetrical scenery,studio back-cloths or the lik	1 938	47 693	95 900	1 032 790
5908001000	Wicks; incandescent gas mantles	0	8 719	0	48 812
5908009000	Tubular knitted gas mantle fabricstherefor	0	1 380	0	23 813
5909001000	Fire hoses	23 378	499 550	199 500	2 787 043
5909009000	Textile hosepiping & similar textiletubing other than fire hoses	7 002	556 944	193 089	1 232 544
5910000000	Transmission or conveyors belts orbelting, of textile material	45 591	418 082	632 353	8 340 484
5911100000	Textile fabrics, felt & felt-lined woven for card clothing or technica	573 914	6 966 260	6 477 603	72 158 797
5911200000	Bolting cloth	5 043	65 162	33 587	712 231
5911310000	Textile fabrics & felts used in paper-making machines; weighing <	4 948	66 374	976 367	10 953 406
5911320000	Textile fabrics & felts used in paper-making machines; weighing >=	56 922	753 851	3 298 236	40 343 226
5911400000	Straining cloth of a kind used in oil or the like including that of hun	8 450	98 396	147 874	1 504 381
5911901000	Gaskets and seals	6 094	78 180	51 097	795 652
5911909000	Other Textile products and articles fortechnical uses	403 284	4 270 446	2 593 511	21 579 334
6001100010	Long pile fabrics, unbleached, notmercerised, knitted/crocheted	0	116 089	0	759 169
6001100090	Long pile fabrics, bleached, mercerised,knitted/crocheted	18 925	666 325	129 838	5 033 445
6001210000	Looped pile fabrics of cotton, knitted/crocheted	106 393	1 176 836	989 959	10 172 011
6001220000	Looped pile fabric of man made fibres,knitted/crocheted	17 217	1 095 909	151 958	7 982 672
6001290000	Looped pile fabric of oth textile materiknitted/crocheted	24 982	321 237	253 168	2 774 870
6001910000	Other pile fabrics, of cotton, knitted/crocheted	42 788	889 521	300 156	5 062 596
6001922000	Pile fabrics of 100% polyester staplefibres, 63,5mm_width_76,2m	162 999	2 621 601	1 638 067	25 200 569
6001923010	Other pile fabrics, of man made fibres,cont elastomeric/rubber ya	0	2 664	0	28 948
6001923090	Other pile fabrics, of man made fibres,cont elastomeric/rubber ya	137 078	781 848	2 018 909	10 139 214
6001929010	Other pile fabrics, of man made fibres,not cont elstmric/rubber ya	1 509	57 813	24 694	706 675
6001929090	Other pile fabrics, of man made fibres,not cont elstmric/rubber ya	173 021	2 035 014	1 053 547	14 094 209
6001991100	Oth pile fbrcs of oth txtl mtrial contelstmric/rubber yarn,unbleach	0	5 680	0	250 557
6001991900	Oth pile fbrcs of oth txtl mtrial not coelstmric/rubber yarn,unbleac	0	66 981	0	543 540
6001999100	Oth pile fbrcs of oth txtl mtrial contelstmric/rubber yarn,bleachd,r	0	42 920	0	1 151 445
6001999900	Oth pile fbrcs of oth txtl mtrial not coelstmric/rubber yarn,bleachc	24 238	674 765	421 827	12 122 553
6002400000	Knitted/crocheted fabrics;elastomeric>5%, width<30cm, not rubb	171 924	4 544 485	1 725 905	27 460 985
6002900000	Knitted/crocheted fabrics;elastomeric>5%, width<30cm, rubber th	1 925 132	23 353 130	17 494 957	219 045 885
6003100000	Knitted/crocheted fabrics of wool/fineanimal hair, width<30cm, n	0	9 577	0	145 023
6003200000	Knitted/crocheted fabrics of cotton,width<30cm, not 6001/6002	423 188	1 530 212	3 667 176	13 074 808
6003300000	Knitted/crocheted fabrics of syntheticfibres, width<30cm, not 600	33 547	452 227	384 252	4 851 898
6003400000	Knitted/crocheted fabrics of artificialfibres, width<30cm, not 6001	2 464	29 984	63 798	441 939
6003900000	Knitted/crocheted fabrics of oth textilematerials, width<30cm, noi	27 493	297 799	103 822	1 205 591
6004101000	Knitted/croch. fabrics;5%<elastomeric_200%,width>30cm,not rub	941 754	11 543 349	8 409 830	94 074 316
6004109000	Knitted/croch. fabrics;elastomeric>20%,width>30cm,not rubber th	1 906 982	19 750 811	8 716 610	99 487 794
6004900000	Knitted/croch. fabrics;elastomeric>20%,width>30cm,rubber threa	302 337	2 999 672	3 292 494	34 608 288
6005210000	Warp knit fabrics of cotton othe than of heading 6001-6004	34 045	518 503	297 216	3 889 000
6005220000	Dyed warp knit fabrics of cotton othethan of heading 6001-6004	93 276	673 557	796 226	5 455 734

I.3. IMPOR MENURUT KOMODITI / IMPORT BY HS COMMODITY
***** DESEMBER/DECEMBER 2012 *****

HS	Uraian Komoditi Commodity Description	Berat Bersih / Net Weight (Kg)		Nilai / Value C.I.F (US\$)	
		Bulan ini Current Month	Kumulatif Cum.Jan. to date	Bulan ini Current Month	Kumulatif Cum.Jan. to date
6005230000	Warp knit fabrics of cotton yarn of diffcolor oth than of heading 60	107 962	868 812	937 194	7 041 198
6005240000	Printed warp knit fabrics of cotton oththan of heading 6001-6004	68	45 905	467	604 027
6005311000	Wrp knit fbrc,of synthtc,bleach/no, swimwear,of polyester&polybi	4 488	254 002	73 565	2 172 704
6005319000	Wrp knit fbrc,of synthtc,bleach/no, oththn swimwr,of polystr&pol	208 551	2 606 372	1 418 578	25 247 500
6005321000	Warp knit fabrc,of synthtc,dyed, swimwer,of polyester&polybutyl	35 073	346 845	427 475	3 803 004
6005329000	Warp knit fabrc,of synthtc,dyed, oth thn swimwr,of polystr&polyb	194 328	4 499 787	1 772 947	25 683 061
6005331000	Wrp knit fbrc,of synthtc,yarn diff cls, swimwer,of polyester&polyt	0	42 646	0	449 465
6005339000	Wrp knit fbrc,of synthtc,yarn diff cls, oth thn swimwr,of polystr&f	16 950	237 532	287 490	4 123 450
6005341000	Warp knit fabrc,of synthtc,printed, swimwer,of polyester&polybut	0	131 518	0	1 368 172
6005349000	Warp knit fabrc,of synthtc,printed, oththn swimwr,of polystr&poly	3 196	163 256	43 120	1 750 766
6005420000	Dyed warp knit fabrics of artifcl fibroth than of heading 6001-600	31 129	286 680	433 499	3 337 030
6005430000	Warp knit fbrc of artfcl fbrc yarn ofdiff cls,oth than of heading 600	1 134	86 760	15 950	657 842
6005440000	Printed warp knit fabrics of artificialoth than of heading 6001-600	0	106	0	453
6005901000	Oth warp knit fabrics of wool/fine anmlhair oth thn of heading 600	1 969	23 076	24 443	308 046
6005909000	Oth warp knit fabrics oth thn of wool/fine anml oth thn heading 60	29 369	347 363	303 299	3 661 888
6006100000	Other knitted/crocheted fabrics ofwool/fine animal hair	56	102 897	1 194	1 089 960
6006210000	Other knitted/crocheted fabrics ofcotton,bleached/no bleached	22 104	717 381	192 557	6 193 111
6006220000	Other knitted/crocheted fabrics ofcotton,dyed	3 546 897	45 251 232	29 618 855	376 653 249
6006230000	Oth knit/crochtd fbrcs of cotton ofyarn of dif color	13 423	176 383	156 229	1 326 887
6006240000	Other knitted/crocheted fabrics ofcotton,printed	71 139	1 053 728	775 691	9 958 116
6006311000	Oth knit/crochtd fbrcs of nylon fibrmesh ,bleached/no bleached	1 814	46 229	25 363	519 438
6006312000	Oth knit/crochtdfbrcs of synthtc fibr,elastis, bleached/no bleache	9 415	159 127	70 757	1 560 034
6006319000	Oth knit/crochtdfbrcs of synthtc fibr,oth than nylon&elastis,bleac	397 699	3 978 487	5 148 704	45 021 202
6006321000	Oth knit/crochtd fbrcs of nylon fibrmesh,dyed	23 124	1 207 971	140 676	10 680 919
6006322000	Oth knit/crochtd fbrcs of synthtc fibr,elastis,dyed	1 739	88 184	12 337	659 114
6006329000	Oth knit/crochtd fbrcs of synthtc fibr,than nylon&elastis,dyed	563 748	6 880 438	5 425 329	66 527 451
6006331000	Oth knit/crochtd fbrcs of synthtc fibr,of yarn of diff colors,elastis	1 907	14 762	14 593	115 679
6006339000	Oth knit/crochtd fbrcs of synthtc fibr,of yarn of diff colors,not elas	22 573	88 699	183 595	691 530
6006341000	Oth knit/crochtd fbrcs of synthtc fibr,printed,elastis	21 591	114 762	150 462	761 229
6006349000	Oth knit/crochtd fbrcs of synthtc fibr,printed,not elastis	20 069	183 501	339 727	2 697 894
6006411000	Oth knit/crochtd fbrcs of artificialfibr, elastis,bleached/no bleache	0	14 579	0	120 931
6006419000	Oth knit/crochtd fbrcs of artificialfibr, not elastis,bleached/no blea	0	1 114	0	15 561
6006421000	Oth knit/crochtd fbrcs of artificialfibr, elastis,dyed	22 913	227 612	251 528	2 311 506
6006429000	Oth knit/crochtd fbrcs of artificialfibr, not elastis,dyed	55 439	1 136 258	418 062	8 609 696
6006431000	Oth knit/crochtd fbrcs of artificialfibr of yarn of diff colors,elastis	0	1 899	0	13 534
6006439000	Oth knit/crochtd fbrcs of artificialfibr of yarn of diff colors,not elas	324	8 253	2 418	86 503
6006441000	Oth knit/crochtd fbrcs of artificialfibr, printed,elastis	0	8 753	0	168 700
6006449000	Oth knit/crochtd fbrcs of artificialfibr, printed,not elastis	0	3 311	0	17 338
6006900000	Other knitted/crocheted fabrics ofother material	759 435	9 548 219	7 404 643	77 494 404
6101200000	Men's/boy's ovr coats,car coat,capes,knittd/crochtd of cotton	1 892	648 740	35 041	5 879 046
6101300000	Men's/boy's ovr coats,car coat,capes,knittd/crochtd of man-made	282	7 965	15 915	252 907
6101900000	Men's/boy's ovr coats,car coat,capes,knittd/crochtd of oth textile	280	9 785	896	89 404
6102100000	Women's/girl's ovr coats,car coat,capes,knittd/crochtd of wool/fir	22 873	74 589	368 678	1 098 291
6102200000	Women's/girl's ovr coats,car coat,capes,knittd/crochtd of cotton	228	7 627	6 926	154 946
6102300000	Women's/girl's ovr coats,car coat,capes,knittd/crochtd of man-ma	974	6 162	24 724	176 371
6102900000	Women's/girl's ovr coats,car coat,capes,knittd/crochtd of oth text	79	3 343	3 628	53 251
6103100000	Men's/boy's suits knitted/crocheted	2 469	8 464	5 110	50 301
6103220000	Men's/boy's ensembles of cotton,knitted/crocheted	7 633	39 531	15 195	98 852
6103230000	Men's/boy's ensembles of synthtc fibr,knitted/crocheted	0	4 685	0	18 138
6103290000	Men's/boy's ensembles of oth textilematerial, knitted/crocheted	76	1 254	604	20 586
6103310000	Men's/boy's jackets&blazers of wool/fine animal hair, knitted/croc	0	28	0	4 474
6103320000	Men's/boy's jackets&blazers of cotton,knitted/crocheted	10 228	39 605	37 023	300 595
6103330000	Men's/boy's jackets&blazers of synthtcfibres, knitted/crocheted	1 808	24 319	66 582	651 585
6103390010	Men's/boy's jackets&blazers of rami,linen or silk, knitted/crochete	8 653	50 028	129 623	570 240
6103390090	Men's/boy's jackets&blazers of othertextile materials, knitted/cro	5	2 518	166	87 372
6103410000	Men's/boy's trousers, breeches&shortsof wool/fine animal hair, ki	0	34	0	1 379
6103420000	Men's/boy's trousers, breeches&shortsof cotton, knitted/crochete	7 102	42 458	73 805	1 363 471
6103430000	Men's/boy's trousers, breeches&shortsof synthtc fibres, knitted/ci	3 772	37 216	112 274	1 452 378
6103490000	Men's/boy's trousers, breeches&shortsof oth textile material, knit	188	5 369	11 824	73 135
6104130000	Women's/girl's suits of synthtc fibr,knitted/crocheted	19 386	79 215	62 201	206 732
6104192000	Women's/girl's suits of cotton,knitted/crocheted	23 248	196 335	48 384	505 176
6104199000	Women's/girl's suits of oth textilematerial, knitted/crocheted	4	1 241	67	53 129
6104220000	Women's/girl's ensembles of cotton,knitted/crocheted	158	455	441	3 569
6104230000	Women's/girl's ensembles of synthtcfibres,knitted/crocheted	46	52	967	1 178
6104290000	Women's/girl's ensembles, of othertextile materials,knitted/croch	0	47	0	2 161
6104310000	Women's/girl's jackets&blazers of wool/fine animal hair, knitted/c	1	110	6	29 241
6104320000	Women's/girl's jackets&blazers ofcotton, knitted/crocheted	22 692	122 519	58 346	459 932
6104330000	Women's/girl's jackets&blazers ofsynthetic fibres, knitted/crochet	4 918	28 889	42 431	342 739
6104390000	Women's/girl's jackets&blazers of othertextile materials, knitted/crc	62	2 187	2 670	102 645
6104410000	Women's/girl's dresses of wool/fineanimal hair, knitted/crochete	0	328	0	55 506
6104420000	Women's/girl's dressed of cotton,knitted/crocheted	186 471	1 075 607	480 587	3 371 280

I.3. IMPOR MENURUT KOMODITI / IMPORT BY HS COMMODITY
***** DESEMBER/DECEMBER 2012 *****

HS	Uraian Komoditi Commodity Description	Berat Bersih / Net Weight (Kg)		Nilai / Value C.I.F (US\$)	
		Bulan ini Current Month	Kumulatif Cum.Jan. to date	Bulan ini Current Month	Kumulatif Cum.Jan. to date
6104430000	Women's/girl's dressed of syntheticfibres, knitted/crocheted	103 712	677 621	469 358	3 574 500
6104440000	Women's/girl's dressed of artificialfibres, knitted/crocheted	1 842	30 545	104 761	1 367 242
6104490000	Women's/girl's dresses of othertextile materials, knitted/crocheted	250	17 680	11 435	303 436
6104510000	Women's/girl's skirts÷d skirtsof wool/fine animal hair, knitted/crocheted	0	6	0	575
6104520000	Women's/girl's skirts÷d skirtsof cotton, knitted/crocheted	27 907	114 770	80 462	449 233
6104530000	Women's/girl's skirts÷d skirtsof synthetic fibres, knitted/crocheted	22 896	108 931	90 806	652 421
6104590000	Women's/girl's skirts÷d skirtsof oth textile material, knitted/crocheted	1 452	45 920	29 808	605 957
6104610000	Women's/girl's trousers, breeches&shorts of fine animal hair, knitted/crocheted	23	48	490	3 310
6104620000	Women's/girl's trousers, breeches&shorts of cotton, knitted/crocheted	214 212	1 395 165	556 468	4 031 116
6104630000	Women's/girl's trousers, breeches&shorts of synthtc fibres, knitted/crocheted	185 147	1 080 771	541 979	3 301 633
6104690000	Women's/girl's trousers, breeches&shorts of oth textile mtrial, knitted/crocheted	1 895	20 208	89 411	567 656
6105100000	Men's/boy's shirts of cotton, knitted/crocheted	173 106	2 445 156	675 666	13 134 195
6105200010	Men's/boy's shirts of synthetic man-made fibres, knitted/crocheted	1 881	42 883	93 850	1 877 348
6105200090	Men's/boy's shirts of artificial man-made fibres, knitted/crocheted	2	710	44	32 676
6105900000	Men's/boy's shirts of other textilematerials fibres, knitted/crocheted	777	75 276	2 258	473 389
6106100000	Women's/girl's blous,shirt&shirt blousof cotton, knitted/crocheted	392 168	2 545 943	1 033 283	11 489 772
6106200000	Women's/girl's blous,shirt&shirt blousof man-made fibres, knitted/crocheted	209 386	1 758 008	1 146 710	13 097 363
6106900000	Women's/girl's blous,shirt&shirt blousof oth textile material, knitted/crocheted	129 144	632 756	532 574	3 472 436
6107110000	Men's/boy's underpants & briefs ofcotton, knitted/crocheted	41 827	207 469	328 566	2 263 405
6107120000	Men's/boy's underpants & briefs ofman-made fibres, knitted/crocheted	5 937	42 241	41 066	460 136
6107190000	Men's/boy's underpants & briefs ofoth textile material, knitted/crocheted	594	3 338	32 002	137 037
6107210000	Men's/boy's nightshirts & pyjamas ofcotton, knitted/crocheted	49 389	120 332	105 383	407 326
6107220000	Men's/boy's nightshirts & pyjamas ofman-made fibres, knitted/crocheted	143	9 169	3 422	43 506
6107290000	Men's/boy's nightshirts & pyjamas ofoth textile material, knitted/crocheted	0	3 859	0	16 017
6107910000	Men's/boy's bathrobes, dressing gowns of cotton, knitted/crocheted	0	187	0	3 653
6107990000	Men's/boy's bathrobes, dressing gowns of oth textile materials, knitted/crocheted	529	8 092	3 597	51 350
6108110000	Women's/girl's slips & petticoats ofman-made fibres, knitted/crocheted	836	2 347	29 189	110 995
6108192000	Women's/girl's slips & petticoats ofwool/fine animal hair, knitted/crocheted	0	2 610	0	31 948
6108193000	Women's/girl's slips & petticoats ofcotton, knitted/crocheted	0	155	0	5 505
6108199010	Women's/girl's slips & petticoats ofof silk, knitted/crocheted	0	1	0	3
6108199090	Women's/girl's slips & petticoats ofoth textile materials, knitted/crocheted	365	1 294	10 577	46 394
6108210000	Women's/girl's briefs & panties ofcotton, knitted/crocheted	184 933	2 379 611	360 805	5 730 113
6108220000	Women's/girl's briefs & panties ofman-made fibres, knitted/crocheted	30 226	398 815	92 787	1 583 033
6108290000	Women's/girl's briefs & panties ofoth textile materials, knitted/crocheted	58	16 484	2 560	152 490
6108310000	Women's/girl's nightdresses & pyjamasof cotton, knitted/crocheted	192 890	511 773	411 391	1 412 981
6108320000	Women's/girl's nightdresses & pyjamasof man-made fibres, knitted/crocheted	32 508	80 424	74 169	292 338
6108390000	Women's/girl's nightdresses & pyjamas of oth textile materials, knitted/crocheted	0	7 129	0	115 272
6108910000	Women's/girl's negliges,bathrobes,dressgowns of cotton, knitted/crocheted	2	5 251	127	71 766
6108920000	Women's/girl's negliges,bathrobes,dressgowns of man-made fibres, knitted/crocheted	130	9 871	11 386	122 014
6108990000	Women's/girl's negliges,bathrobes,dressgown of oth textile material, knitted/crocheted	5	2 117	115	40 001
6109101000	T-shirts, singlet&oth vests of cotton,knitted/crocheted for men/boys	97 104	1 000 855	887 123	11 382 325
6109102000	T-shirts, singlet&oth vests of cotton,knitted/crocheted for women	113 043	1 052 534	766 122	10 149 164
6109901000	T-shirts,singlet&oth vests of rami,linen,silk, knitted/crocheted for men/boys	437	3 135	42 738	177 975
6109902000	T-shirts,singlet&oth vests of oth ttextilematerials, knitted/crocheted for men/boys	47 533	305 394	858 014	6 206 536
6109903000	T-shirts,singlet&oth vests of oth ttextilematerials, knitted/crocheted for women	22 700	246 284	639 248	4 920 266
6110110000	Jerseys,pullovers,cardigans,waistcoatof wool, knitted/crocheted	1 231	45 862	61 163	1 165 861
6110120000	Jerseys,pullovers,cardigans,waistcoatof kashmir goats , knitted/crocheted	29	2 325	4 220	88 463
6110190000	Jerseys,pullovers,cardigans,waistcoatof oths wool/fine animal hair, knitted/crocheted	15 037	40 572	82 973	351 320
6110200000	Jerseys,pullovers,cardigans,waistcoatof cotton, knitted/crocheted	59 914	295 740	693 053	5 601 123
6110300000	Jerseys,pullovers,cardigans,waistcoatof man-made fibres, knitted/crocheted	16 665	140 012	601 523	5 074 081
6110900000	Jerseys,pullovers,cardigans,waistcoatof other textile materials, knitted/crocheted	702	109 226	75 772	1 552 835
6111200000	Babies garment&clothing accessories ofcotton, knitted/crocheted	10 872	179 499	290 520	3 148 089
6111300000	Babies garment&clothing accessories ofsynthtc fibres, knitted/crocheted	6 494	94 061	35 249	289 600
6111900000	Babies garment&clothing accessories ofoth textile material, knitted/crocheted	3 097	69 847	5 758	716 843
6112110000	Track suits of cotton knitted/crocheted	0	41	0	1 220
6112120000	Track suits of synthetic fibres knitted/crocheted	124	717	4 593	21 994
6112190000	Track suits of other textile materials,knitted/crocheted	0	10	0	189
6112200000	Ski suits, knitted/crocheted	0	2	0	105
6112310000	Men's/boy's swimwear of syntheticfibres, knitted/crocheted	1 650	13 339	58 478	606 835
6112390000	Men's/boy's swimwear of oth textilematerials, knitted/crocheted	12	509	3 984	26 678
6112410000	Women's/girl's swimwear of syntheticfibres, knitted/crocheted	1 691	39 698	48 966	1 787 891
6112490000	Women's/girl's swimwear of oth textilematerials, knitted/crocheted	27	3 130	463	49 517
6113001000	Divers' suits,made up of knitt/cochet,fabrics of heading 5903, 5903, knitted/crocheted	264	1 629	317	45 701
6113003000	Garment for protection from fire made-up of knitt/cochet,head 5903, knitted/crocheted	149	1 706	2 049	20 292
6113004000	Oth protective work garment made-up of knitt/cochet,head 5903; knitted/crocheted	2 580	32 175	9 562	137 407
6113009000	Oth garment,made up of knitt/crochetfabrics of heading 5903,5903, knitted/crocheted	5 064	66 964	78 193	792 835
6114200000	Oth garments of cotton, knitted/crocheted	315	13 451	9 597	324 818
6114302000	Oth garment for protection from fireof man-made fibres,knitted/crocheted	0	144	0	4 696
6114309000	Oth garments of man-made fibres,knitted/crocheted	335	12 323	11 401	730 779
6114900000	Oth garments of oth textile materials,knitted/crocheted	1 373	36 322	20 835	313 301
6115101000	Stockings for varises veins of synthtcfibres, knitted/crocheted	0	32	0	2 128

I.3. IMPOR MENURUT KOMODITI / IMPORT BY HS COMMODITY
***** DESEMBER/DECEMBER 2012 *****

HS	Uraian Komoditi Commodity Description	Berat Bersih / Net Weight (Kg)		Nilai / Value C.I.F (US\$)	
		Bulan ini Current Month	Kumulatif Cum.Jan. to date	Bulan ini Current Month	Kumulatif Cum.Jan. to date
6115109000	Oth graduated compression hosiery, knitted/crocheted	495	17 392	4 170	127 759
6115210000	Oth panty hose&tights of synthetic fibr, single yarn<67 decitex, knit	5 709	7 410	14 085	44 378
6115220000	Oth panty hose&tights of synthetic fibr, single yarn<67/>67 decite>	1 953	15 890	19 697	194 356
6115291000	Oth panty hose&tights of cotton, knitted/crocheted	11 534	33 586	22 423	101 227
6115299000	Oth panty hose&tights of oth textilematerials, knitted/crocheted	795	31 843	30 053	236 296
6115301000	Oth women's full-length, knee-lengthhosiery of cotton, single yarn	0	10	0	288
6115309000	Oth women's full-length, knee-lengthhosiery of not cotton, single y:	9	12 800	676	177 816
6115940000	Footwear without applied soles of wool/fine animal hair, knitted/c	467	996	7 357	27 083
6115950000	Footwear without applied soles ofcotton, knitted/crocheted	10 261	78 022	239 865	1 521 556
6115960000	Footwear without applied soles ofsynthetic fibres, knitted/crochet	34 721	278 881	257 740	1 757 794
6115990000	Footwear without applied soles ofoth textile material, knitted/cro	39	6 256	1 459	118 886
6116101000	Divers' gloves, impregnated coatedplastics/rubbers, knit/croch	0	6 461	0	78 123
6116109000	Gloves, mittens, mitts, impregnatedcoated plastics/rubbers, knit/cr	19 054	147 380	260 600	1 726 942
6116910000	Gloves, mittens, of wool/fine animal hairnot impregn coated plastic	87	17 009	3 292	77 905
6116920000	Gloves, mittens, of cotton not impregnc coated plastics/rubbers, knit	13 087	76 269	11 271	123 674
6116930010	Divers' gloves of synthetic fibres notimpregn coated plastics/rubb	0	5 577	0	43 317
6116930090	Gloves, mittens, of synthetic fibres notimpregn coated plastics/rubl	3 935	57 798	35 166	583 249
6116990000	Gloves, mittens, of oth textile materialsnot impregn coated plastics	0	1 047	0	11 804
6117101000	Shawls, scarves, mufflers, mantillas&the like of cotton, knitted/crocl	8 010	17 019	64 954	186 926
6117109000	Shawls, scarves, mufflers, mantillas&the like of not cotton, knittd/cr	13 085	71 900	210 398	985 622
6117801100	Ties, bow ties & cravats of wool/fineanimal hair, knitted/crochete	42	597	2 522	8 503
6117801900	Ties, bow ties & cravats of oth thanwool/fine animal hair, knitted/	415	23 415	8 400	506 127
6117802000	Wrist band, knee band, anide bandknitted/crocheted	55	41 729	4 922	579 276
6117809000	Other clothing accessories, knitted/crocheted	11 725	261 044	228 496	3 639 840
6117900000	Other parts of garment, knitted/crocheted	40 178	799 109	447 342	8 258 432
6201110000	Men's/boy's ovr coats, car coat, capes ofwool/fine animal hair oth t	1 382	3 949	45 519	200 435
6201120000	Men's/boy's ovr coats, car coat, capes ofcotton oth than of heading	217	3 624	9 630	149 115
6201130000	Men's/boy's ovr coats, car coat, capes ofman-made fibr oth than of	14 330	90 110	98 293	615 626
6201190010	Men's/boy's ovr coats, car coat, capes of silk oth than of heading 62	0	22	0	1 066
6201190090	Men's/boy's ovr coats, car coat, capes ofoth textl matr l oth thn of h	17 112	108 754	535 997	1 922 061
6201910000	Men's/boys' wind-cheaters, wind-jacketsof wool/fne animl hair oth	0	243	0	15 373
6201920000	Men's/boys' wind-cheaters, wind-jacketsof cotton oth than of heac	7 840	28 911	31 549	475 592
6201930000	Men's/boys' wind-cheaters, wind-jacketsof man-made fibr oth thn	3 042	111 874	32 009	1 357 306
6201990010	Men's/boys' wind-cheaters, wind-jacketsof silk oth than of heading	0	511	0	2 854
6201990020	Men's/boys' wind-cheaters, wind-jacketsof rami oth than of headir	0	2 496	0	61 940
6201990090	Men's/boys' wind-cheaters, wind-jacketsof silk oth textl matr l oth th	1 459	49 651	33 644	1 127 839
6202110000	Women's/girl's ovr coats, car coat, capesof wool/fne animl hair oth	1 291	6 271	100 643	516 284
6202120000	Women's/girl's ovr coats, car coat, capesof cotton oth than of head	312	7 777	21 087	381 502
6202130000	Women's/girl's ovr coats, car coat, capesof man-made fibr oth thn c	1 497	14 467	97 200	683 722
6202190010	Women's/girl's ovr coats, car coat, capesof silk oth than of heading	0	216	0	5 482
6202190020	Women's/girl's ovr coats, car coat, capesof rami oth than of headin	1	1	5	5
6202190090	Women's/girl's ovr coats, car coat, capesof oth textl matr l oth thn c	100	3 956	447	39 792
6202910000	Women's/girl's wind-cheaters, wind-jacketof wool/fne animl hair o	829	1 322	46 993	90 299
6202920000	Women's/girl's wind-cheaters, wind-jacketof cotton oth than of he	568	11 508	37 567	476 855
6202930000	Women's/girl's wind-cheaters, wind-jacketof man-made fibr oth th	3 780	31 230	107 356	715 780
6202990010	Women's/girl's wind-cheaters, wind-jacketof silk oth than of headi	0	12	0	2 736
6202990090	Women's/girl's wind-cheaters, wind-jacketof oth textl matr l oth th	25	1 927	2 049	76 510
6203110000	Men's/boy's suits of wool/fine animalhair, not knitted/crocheted	12	6 375	454	96 320
6203120000	Men's/boy's suits of synthetic fibres, not knitted/crocheted	32	5 385	826	131 230
6203191010	Men's/boy's suits of cotton, printed bytraditional batik process, no	0	478	0	1 172
6203191090	Men's/boy's suits of cotton, not printedby trdtional batik process, l	690	37 491	1 574	170 063
6203199011	Men's/boy's suits of silk, printed bytraditional batik process, not kr	0	22	0	887
6203199090	Men's/boy's suits of other textile maternot knitted/crocheted	0	9 035	0	98 155
6203220010	Men's/boy's ensembles of cotton, printedby trdtional batik proces	0	3	0	288
6203220090	Men's/boy's ensembles of cotton, notprinted by trdtional batik prc	0	75	0	7 110
6203230000	Men's/boy's ensembles of syntheticfibres, not knitted/crocheted	193	1 249	519	5 914
6203291000	Men's/boy's ensembles of wool/fineanimal hair, not knitted/croch	0	5	0	1 468
6203299000	Men's/boy's ensembles of other textilematerial, not knitted/croch	0	502	0	770
6203310000	Men's/boy's jackets&blazers of wool/fine animal hair, not knitted/	802	14 201	57 999	626 318
6203320010	Men's/boy's jackets&blazers of cotton, printed by trdtional batik pi	0	20	0	817
6203320090	Men's/boy's jackets&blazers of cotton, not printed by trdtional bat	20 941	148 500	154 444	1 084 143
6203330000	Men's/boy's jackets&blazers of synthtcfibres, not knitted/crochete	8 695	211 543	195 350	1 961 488
6203390000	Men's/boy's jackets&blazers of othertextile material, not knitt/croc	839	13 386	5 346	352 131
6203410000	Men's/boy's trousers, breeches&shortsof wool/fine animal hair, nc	535	5 503	28 726	369 619
6203421000	Men's/boy's bib&brace overalls ofcotton, not knitted/crocheted	0	1 766	0	26 239
6203429000	Men's/boy's trousers, breeches&shortsof cotton, not knitted/croc	181 432	3 164 506	1 986 052	22 348 938
6203430000	Men's/boy's trousers, breeches&shortsof synthtc fibres, not knitt/c	11 157	118 806	354 034	4 182 380
6203490010	Men's/boy's trousers, breeches&shortsof silk, not knitted/crochet	0	254	0	8 933
6203490090	Men's/boy's trousers, breeches&shortsof oth textile material, not l	1 051	43 537	21 322	612 583
6204110000	Women's/girl's suits of wool/fineanimal hair, not knitted/crochete	0	118	0	6 684
6204120090	Female's suits of cotton, not printed bytraditional batik process	3 572	117 177	16 058	333 364

I.3. IMPOR MENURUT KOMODITI / IMPORT BY HS COMMODITY
***** DESEMBER/DECEMBER 2012 *****

HS	Uraian Komoditi Commodity Description	Berat Bersih / Net Weight (Kg)		Nilai / Value C.I.F (US\$)	
		Bulan ini Current Month	Kumulatif Cum.Jan. to date	Bulan ini Current Month	Kumulatif Cum.Jan. to date
6204130000	Female's suits of synthetic fibres	3 589	32 870	8 853	89 163
6204190019	Female's suits of silk, not printed by traditional batik process	5	15	1 130	1 700
6204190090	Female's suits of oth textiles, not silk	8	80 467	46	145 422
6204210000	Female's ensembles of wool/fine animal hair	0	5	0	1 486
6204220010	Female's ensembles of cotton, printed by traditional batik process	0	17	0	1 765
6204220090	Female's ensembles of cotton, not printed by traditional batik process	31	96	1 149	2 665
6204230000	Female's ensembles of synthetic fibres	0	1 078	0	4 060
6204290090	Female's ensembles of other textiles, not silk	0	9	0	1 207
6204310000	Female's jackets & blazers of wool/fine animal hair	412	1 420	33 487	192 579
6204320010	Female's jackets & blazers of cotton, printed by traditional batik process	0	2	0	425
6204320090	Female's jackets & blazers of cotton, not printed by traditional batik process	12 671	66 559	119 717	1 530 887
6204330000	Female's jackets & blazers of synthetic fibres	7 367	119 241	223 345	1 869 889
6204390011	Female's jackets and blazers of silk, printed by traditional batik process	0	43	0	7 054
6204390019	Female's jackets and blazers of silk, not printed by traditional batik process	52	673	3 221	25 499
6204390090	Other female's jackets and blazers of other textiles, not silk	477	10 405	36 340	698 802
6204410000	Female's dresses of wool/fine animal hair	116	568	9 679	52 108
6204420010	Female's dresses of cotton, printed by traditional batik process	18	801	357	33 579
6204420090	Female's dresses of cotton, not printed by traditional batik process	101 378	879 385	351 304	3 828 171
6204430000	Female's dresses of synthetic fibres	124 779	552 518	834 993	6 341 674
6204440000	Female's dresses of artificial fibres	2 892	39 212	184 948	2 195 292
6204490011	Female's dresses of silk, printed by traditional batik process	0	47	0	5 698
6204490019	Female's dresses of silk, not printed by traditional batik process	270	3 295	40 756	491 171
6204490090	Female's dresses of oth textiles, not silk and not by traditional batik process	3 041	30 988	9 739	556 474
6204510000	Female's skirts & divided skirts of wool/fine animal hair	53	216	4 539	38 763
6204520010	Female's skirts & divided skirts of cotton, printed by traditional batik process	0	84	0	4 645
6204520090	Female's skirts & divided skirts of cotton, not printed by traditional batik process	17 323	195 508	127 905	1 436 461
6204530000	Female's skirts & divided skirts of synthetic fibres	5 574	101 255	138 885	1 864 147
6204590011	Female's skirts & divided skirts of silk, printed by traditional batik process	0	4	0	1 541
6204590019	Female's skirts & divided skirts of silk, not printed by traditional batik process	4	95	564	38 374
6204590090	Female's skirts & divided skirts of other textiles, not silk	599	7 259	30 512	400 268
6204610000	Female's trousers/bib & brace overall/breeches/shorts of wool/fine animal hair	120	700	11 160	107 093
6204620000	Female's trousers/bib & brace overall/breeches/shorts of cotton	260 123	1 747 049	2 040 163	18 664 375
6204630010	Female's trousers/shorts/etc of synthetic fibers for clothing aviator	0	10 023	0	36 317
6204630090	Female's trousers/shorts/etc of synthetic fibers not for clothing aviator	23 633	165 081	306 465	2 528 447
6204690000	Female's trousers/shorts/etc of other wool or fine animal hair and cotton	40 818	505 675	204 178	2 923 156
6205200010	Male's shirts of cotton, printed by traditional batik process	0	5 837	0	101 086
6205200090	Male's shirts of cotton, not printed by traditional batik process	31 329	431 272	718 205	10 325 112
6205300000	Male's shirts of man-made fibres	2 809	26 671	66 567	624 093
6205901000	Male's shirts of other textiles of wool or fine animal hair	0	645	0	20 368
6205909019	Male's shirts of silk, not printed by traditional batik process	0	71	0	700
6205909090	Male's shirts of other wool or fine animal hair, not silk	215	23 246	6 208	512 061
6206100010	Female's blouses/shirts/shirt blouses of silk/waste, by traditional batik process	0	143	0	6 858
6206100090	Female's blouses/shirts/shirt blouses of silk/waste, not by traditional batik process	1 272	11 843	121 665	1 174 329
6206200000	Female's blouses/shirts/shirt blouses of wool/fine animal hair	1	48	2	3 489
6206300010	Female's blouses/shirts/shirt blouses of cotton, by traditional batik process	33	917	1 388	33 698
6206300090	Female's blouses/shirts/shirt blouses of cotton, not printed by traditional batik process	122 508	914 412	743 955	7 660 086
6206400000	Female's blouses/shirts/shirt blouses of man-made fibres	88 552	469 743	1 174 346	9 513 615
6206900000	Female's blouses/shirts/shirt blouses of other textiles	569	729 428	16 588	4 926 219
6207110000	Male's underpants & briefs of cotton	80	3 645	5 061	153 889
6207190000	Male's underpants & briefs of other textiles, not cotton	1 206	9 198	10 079	81 010
6207210010	Male's nightshirts & pyjamas of cotton, printed by traditional batik process	0	2	0	74
6207210090	Male's nightshirts & pyjamas of cotton, not printed by traditional batik process	1 980	12 603	4 864	63 638
6207220000	Male's nightshirts & pyjamas of man-made fibres	0	213	0	8 415
6207290090	Male's nightshirts & pyjamas of other textiles, not silk & cotton	0	110	0	1 632
6207910000	Male's wear, not underpants/briefs/nightshirts/pyjamas of cotton	115	3 198	6 650	21 830
6207991000	Male's wear, not underpants/briefs/nightshirts/pyjamas of man-made fibres	0	377	0	8 414
6207999000	Male's wear, not underpants/briefs/nightshirts/pyjamas of other textiles	3	197	11	7 200
6208110000	Female's slips & petticoats of man-made fibres	28	102	2 354	3 876
6208190000	Female's slips & petticoats of other textiles	0	904	0	3 500
6208210010	Female's nightdresses & pajamas of cotton, by traditional batik process	0	107	0	3 532
6208210090	Female's nightdresses & pajamas of cotton, not printed by traditional batik process	13 135	52 440	32 293	156 442
6208220000	Female's nightdresses & pajamas of man-made fibres	10 362	20 883	23 838	82 507
6208290090	Female's nightdresses & pajamas, not cotton & other textiles	0	21 001	0	66 909
6208910011	Female's negligees of cotton printed by traditional batik process	0	45	0	1 537
6208910019	Female's negligees of cotton not printed by traditional batik process	0	2 064	0	5 330
6208910090	Other female's negligees of cotton	603	26 921	3 515	125 566
6208920011	Female's negligees of man-made fibres, printed by traditional batik process	0	45	0	1 177
6208920019	Female's negligees of man-made fibres, not printed by traditional batik process	32	2 074	1 751	8 128
6208920090	Other female's wear of cotton, not negligees	4 609	15 450	18 343	69 409
6208999000	Female's wear of other textiles, not wool or fine animal hair	4	3 719	375	19 927
6209203000	Babies' t-shirts, shirts, pajamas, same items of cotton	1 355	21 403	38 412	414 995

I.3. IMPOR MENURUT KOMODITI / IMPORT BY HS COMMODITY
***** DESEMBER/DECEMBER 2012 *****

HS	Uraian Komoditi Commodity Description	Berat Bersih / Net Weight (Kg)		Nilai / Value C.I.F (US\$)	
		Bulan ini Current Month	Kumulatif Cum.Jan. to date	Bulan ini Current Month	Kumulatif Cum.Jan. to date
6209209010	Babies' suits, pants and same items of cotton, not t-shirts/shirts/pa	4 367	53 734	68 681	868 792
6209209090	Oth babies' suits, pants and same itemsof cotton, not t-shirts/shir	43 533	91 553	122 569	450 247
6209301000	Babies' suits, pants & same items of synthetic fibres	103	13 254	678	136 031
6209303000	Babies' t-shirts, shirts, pajama, & same items of synthetic fibres	2 094	4 458	23 913	68 439
6209304000	Babies' clothing accessories of synthetic fibres	680	2 774	8 033	62 899
6209309000	Babies' garments of synthetic fibers, not suits/pants/t-shirts/shirts,	8 753	78 728	175 021	874 534
6209900000	Babies garments & clothing acc of oth textiles, not cotton/syntheti	5	3 621	357	56 899
6210101100	Work protective grmnt of chemicals/radiation/fire from fabrics of	0	14 336	0	232 938
6210101900	Work protective grmnt of oth hazardous substances from fabrics of 56	1	4 886	124	47 824
6210109000	Garment from fabric 5602/5603, not forwork protective	75	13 167	1 462	408 159
6210202000	Oth garmnt of subhead 620111-620119, protective work from fire	0	9 393	0	231 066
6210204000	Oth garmnt of subhead 620111-620119, of oth protective work	341	1 575	517	26 027
6210209000	Oth garmnt of subhead 620111-620119, for protective work from c	107	1 666	1 633	33 681
6210304000	Oth garmnt of subhead 620211-620219, of oth protective work	0	57	0	1 222
6210309000	Oth garmnt of subhead 620211-620219, for protective work from c	1 200	20 678	17 781	287 222
6210401000	Oth male garmnt of 5602/03;5903/06/07for protect work from fir	0	153	0	13 007
6210402000	Oth male garmnt of 5602/03;5903/06/07for protect work from ch	0	53	0	3 061
6210409000	Oth male garmnt of 5602/03;5903/06/07for protect work from ot	1 636	14 614	83 065	903 961
6210501000	Oth female garmnt of 5602/03;5903/06/07for protect work from t	0	1 460	0	66 579
6210502000	Oth female garmnt of 5602/03;5903/06/07for protect work from c	0	2	0	176
6210509000	Oth female garmnt of 5602/03;5903/06/07for protect work from c	2 134	21 703	85 837	689 730
6211110000	Male's swimwear	2 622	31 935	121 945	1 212 178
6211120000	Female's swimwear	24 337	41 099	322 347	676 026
6211200000	Garments ski suits for male and female	0	5	0	415
6211321000	Oth male's garments of cotton forrencing/wrestling	0	167	0	12 670
6211329000	Oth male's garments of cotton not forrencing/wrestling/pilgrimag	164	24 390	1 259	74 280
6211331000	Oth male's garments of man-made fibres for rencing or wrestling	0	36	0	759
6211332000	Oth male's garments of man-made fibresto protect from fire	0	14	0	432
6211333000	Oth male's garments of man-made fibresto protect from chemical	0	1	0	20
6211339000	Oth male's garments of man-made fibresto protect from oth hazar	1 156	8 186	37 819	156 658
6211399000	Oth male's garments of syhntetic fibresto protect from oth hazard	94	1 326	339	22 863
6211421000	Oth female's garments of cotton forrencing/wrestling	0	6 186	0	88 597
6211429000	Oth male's garments of cotton not forrencing/wrestling/prayer clc	225	8 120	13 436	255 283
6211431000	Oth female's garmnt of man-made fibresfor surgical gowns	2	6 669	5	98 305
6211432000	Oth female's garmnt of man-made fibresfor prayer cloaks	0	1	0	25
6211439000	Oth female's garmnt of man-made fibresnot for subhead 6211431	19 393	74 242	168 853	1 120 059
6211491000	Oth female's garmnt of oth textiles forrencing/wrestling	0	334	0	46 865
6211493000	Oth female's garmnt of oth textiles forprayer cloaks	0	1	0	3
6211494000	Oth female's garmnt of wool/fine animalhair	0	10	0	2 866
6211499000	Oth female's garmnt of oth textiles notfor forrencing/wrestling/pr	55	766	7 789	67 166
6212101000	Brassieres of cotton, not knitted/crocheted	29 500	358 159	231 354	2 848 097
6212109000	Brassieres of oth textiles, not knitted/crocheted	410 409	4 718 941	1 622 735	22 270 300
6212201000	Girdles & panty-girdles of cotton, notknitted/crocheted	0	1 133	0	20 857
6212209000	Girdles & panty-girdles of ot textilematerials, not knitted/crochete	5 637	34 774	127 423	895 936
6212301000	Corsets of cotton, not knitted/crocheted	0	92	0	3 272
6212309000	Corsets of oth textile materials, notknitted/crocheted	2 614	28 989	73 029	512 002
6212901100	Suspenders/garters/braces of cotton fortreatment of scar tissue&	0	29	0	1 193
6212901900	Suspenders/garters/braces of cotton notfor treatment scar/athlet	1 506	23 587	43 229	499 532
6212909100	Suspenders/garters/braces of oth txtilesfor trtment of scar tissue&	0	171	0	3 121
6212909200	Suspenders/garters/braces of oth txtilesfor athletic supporters	1	2	2	3
6212909900	Suspenders/garters/braces of oth txtilesnot for treatment scar/atf	43 491	579 822	981 605	11 538 464
6213201000	Handkerchiefs of cotton, printed bytraditional batik process	1	10 406	12	113 480
6213209000	Handkerchiefs of cotton, not printed bytraditional batik process	18 514	122 285	28 572	302 700
6213909900	Handkerchiefs of oth textiles not silk/waste, not by traditional bati	82	110	2 049	2 593
6214101000	Syals/scarves/mufflers/mantillas/veilsof silk/waste, by trad batik p	0	24	0	2 508
6214109000	Syals/scarves/mufflers/mantillas/veilsof silk/waste, not by trad ba	139	1 477	39 322	412 285
6214200000	Syals/scarves/mufflers/mantillas/veilsof wool/fine animal hair	162	4 501	28 528	159 070
6214301000	Syals/scarves/mufflers/mantillas/veilsof synth fibres, by trad batik	0	5 968	0	14 048
6214309000	Syals/scarves/mufflers/mantillas/veilsof synth fibres, not by trad b	44 308	412 163	83 782	1 404 286
6214401000	Syals/scarves/mufflers/mantillas/veilsof artificial fibres, by trad ba	1	1	34	34
6214409000	Syals/scarves/mufflers/mantillas/veilsof artficial fibres, not trad ba	412	5 993	23 281	320 257
6214901000	Syals/scarves/mufflers/mantillas/veilsof oth textiles, by trad batik	0	185	0	4 650
6214909000	Syals/scarves/mufflers/mantillas/veilsof oth textiles, not by trad b	1 245	45 746	28 400	631 893
6215101000	Ties/bow ties/cravats of silk/waste, printed by traditional batik pro	204	946	400	5 279
6215109000	Ties/bow ties/cravats of silk/waste, not printed by traditional batik	708	4 004	30 248	276 136
6215201000	Ties/bow ties/cravats of man-made fibres, printed by traditional b	0	40	0	560
6215209000	Ties/bow ties/cravats of man-made fibres, not printed by traditior	2 221	9 361	32 623	104 782
6215901000	Ties/bow ties/cravats of oth textiles, printed by traditional batik pr	0	330	0	7 566
6215909000	Ties/bow ties/cravats of oth textiles, not printed by traditional bati	436	778	10 991	32 469
6216001000	Protective work gloves, mittens & mitts	5 472	92 991	71 328	826 862
6216009100	Oth gloves, mittens & mitts of wool/fineanimal hair	11	17	1 057	2 307

I.3. IMPOR MENURUT KOMODITI / IMPORT BY HS COMMODITY
***** DESEMBER/DECEMBER 2012 *****

HS	Uraian Komoditi Commodity Description	Berat Bersih / Net Weight (Kg)		Nilai / Value C.I.F (US\$)	
		Bulan ini Current Month	Kumulatif Cum.Jan. to date	Bulan ini Current Month	Kumulatif Cum.Jan. to date
6216009200	Oth gloves, mittens & mitts of cotton	0	13 793	0	29 820
6216009900	Oth gloves, mittens & mitts not wool/fine animal hair/cotton	2 376	39 211	19 686	442 750
6217101000	Accesories of oth made up clothing, oththan hd 6212 for judo belt	29 617	228 066	469 524	3 888 084
6217109000	Accesories of oth made up clothing, oththan hd 6212, not for judo	51 859	595 336	1 018 365	10 763 919
6217900000	Parts of garments or clothing accssories oth than of heading 6212	67 466	1 149 481	1 421 501	21 454 559
6301100000	Electric blankets	875	12 381	14 253	222 277
6301200000	Blankets (not electric) & trvelling rugsof wool/fine animal hair	0	16 341	0	234 296
6301300010	Blankets (not electric) & trvelling rugsof cotton	242	3 998	5 570	74 534
6301300090	Blankets (not electric) & trvelling rugsof cotton	31 993	242 816	119 600	1 453 696
6301400010	Blankets (not electric) & trvelling rugsof synthtc fibres of nonwove	643	77 261	9 495	438 187
6301400090	Blankets (not electric) & trvelling rugsof synthtc fibres of woven fa	287 596	3 427 171	489 979	6 342 579
6301900010	Oth blankets & travelling rugs, nonwoven fabrics of nonwoven fab	0	224	0	966
6301900090	Oth blankets & travelling rugs of wovenfabrics	383	470 439	3 329	679 268
6302100000	Bed linen, knitted/crocheted	12	26 183	279	75 720
6302210000	Oth bed linen of cotton, printed	18 970	133 450	234 446	1 688 430
6302229000	Oth bed linen of man-made fibres ofwoven fabrics, printed	23 964	183 997	140 412	858 851
6302290000	Oth bed linen of oth textiles, printed	0	5 390	0	114 559
6302310000	Oth bed linen of cotton, not printed	19 859	424 141	229 831	5 366 042
6302321000	Oth bed linen of man-made fabrics ofnonwoven fabrics	12 333	86 117	28 424	317 677
6302329000	Oth bed linen of man-made fabrics ofwoven fabrics	2 636	105 781	33 135	561 200
6302390000	Oth bed linen of oth textiles, notprinted	0	1 917	0	12 483
6302400000	Table linen, knitted or crocheted	3 304	8 825	9 006	40 912
6302510010	Oth table linen of cotton, printed bytraditional batik process	0	48	0	609
6302510090	Oth table linen of cotton, not printedby traditional batik process	47	14 556	2 268	47 608
6302530000	Oth table linen,of man-made fibres	5 005	39 748	23 405	298 900
6302590000	Oth table linen,of oth textiles	230	33 984	805	245 727
6302600000	Toilet&kitchen linen of terry towelling/similar terry fabrics of cottc	460 400	3 302 949	613 789	5 563 199
6302910000	Oth linen not for bed, table, toilet &kitchen of cotton	580	32 637	6 109	233 930
6302930000	Oth linen not for bed, table, toilet &kitchen of man-made fibres	9 663	203 107	59 610	1 205 164
6302990000	Oth linen not for bed, table, toilet &kitchen of oth textiles	381	48 269	1 896	266 333
6303120000	Curtains (inc drapes) & int blinds/bedvalances of synth fibres, knitt	24 765	72 161	204 671	603 576
6303191000	Curtains (inc drapes) & int blinds/bedvalances of cotton, knitted/cr	0	4	0	192
6303199000	Curtains (inc drapes) & int blinds/bedvalances of oth cotton, knitte	2	10 734	3	106 859
6303910000	Curtains (inc drapes) & int blinds/bedvalances of cotton, not knitte	0	78	0	2 571
6303920000	Curtains (inc drapes) & int blinds/bedvalances of synth fibres, not l	646	79 872	17 902	735 562
6303990000	Curtains (inc drapes) & int blinds/bedvalances of oth textiles, not k	1 343	25 205	5 411	110 626
6304191090	Bedspreads of cotton, not printed bytraditional batik process	0	4 670	0	44 248
6304192000	Bedspreads of nonwoven, not knitted/crocheted	0	6	0	243
6304199000	Bedspreads from woven, not knitted/crocheted and not from cott	0	4	0	239
6304911000	Mosquito nets, knitted/crocheted	931	164 040	2 450	1 057 499
6304919000	Oth furnishing artcl, not bedspread/mosquito nets, knitted/croche	0	2 055	0	21 601
6304920000	Oth furnishing artcl of cotton, notbedspread & not knitted/croche	1 622	4 667	18 277	58 759
6304930000	Oth furnishing artcl of synthetic fibres, not bedspread & not knitte	7 017	98 749	54 243	629 070
6304990000	Oth furnishing artcl of oth textiles,not bedspread & not knitted/cr	10	17 144	102	80 538
6305101100	New sacks & bags of jute for packinggoods	864 694	13 429 144	814 771	11 831 123
6305101900	New sacks & bags of oth textiles bastfibres of hd 5303 for packing	3 131	43 259	26 697	302 368
6305102100	Used sacks & bags of jute, for packinggoods	72 000	936 086	9 072	118 418
6305102900	Used sacks & bags of oth textiles bastfibres of hd 5303 for packing	0	529	0	5 167
6305200000	Sack&bag of cotton for packing goods	3 494	64 638	61 302	1 087 330
6305321000	Flxible intrmdiate bulk containrs ofsynthetic textiles, nonwoven	63	3 637	192	36 770
6305322000	Flxible intrmdiate bulk containrs ofsynthetic textiles, knitted/croct	0	1 034	0	5 000
6305329000	Flxible intrmdiate bulk cntainrs of syntxtiles, nonwoven & not kni	113 069	692 996	479 759	2 662 698
6305331000	Sack&bag of polyethylene/polypropylenestrip/same items, knittec	0	7 572	0	33 128
6305332000	Sack&bag of polyethylene/polypropylenestrip/same items of wov	0	9 580	0	22 482
6305339000	Sack&bag of polyethylene/polypropylenestrip, not knitted/croche	61 482	477 640	215 657	1 491 120
6305391000	Oth sack&bag of synthetice textils of nonwoven	257	5 902	2 000	35 854
6305392000	Oth sack&bag of synthetice textils, knitted/crocheted	0	60	0	844
6305399000	Oth sack&bag of synthetice textils of woven & not knitted/crochet	70	9 895	319	70 880
6305909000	Sacks & bags of oth textiles not hemp/coconut (coir) of heading 53	4 674	13 928	5 405	22 781
6306120000	Tarpaulins, awnings & sunblinds ofsynthetic fibres	23 271	240 814	107 005	850 486
6306191000	Tarpaulins, awnings & sunblinds of othtextiles of coir fibres of hea	0	1 969	0	7 462
6306192000	Tarpaulins, awnings & sunblinds ofcotton	0	12	0	852
6306199000	Tarpaulins, awnings & sunblinds of othtextiles, not coir fibres/cott	19 928	197 503	14 728	559 829
6306220000	Tents of synthetic fibres	2 301	221 300	9 589	926 552
6306299000	Tents of oth textiles, oth than cotton	38	11 692	320	38 831
6306300000	Sails for boats/sailboards/landcraft	191	940	1 590	25 427
6306401000	Pneumatic mattresses of cotton	0	197	0	4 249
6306409000	Pneumatic mattresses, oth than cotton	10 536	129 202	36 546	422 432
6306900010	Camping goods of cotton	0	6 725	0	55 600
6306900091	Camping goods of oth textiles ofnonwoven	0	8	0	31
6306900099	Camping goods of oth textiles of woven	18 553	19 435	122 937	126 843

I.3. IMPOR MENURUT KOMODITI / IMPORT BY HS COMMODITY
***** DESEMBER/DECEMBER 2012 *****

HS	Uraian Komoditi Commodity Description	Berat Bersih / Net Weight (Kg)		Nilai / Value C.I.F (US\$)	
		Bulan ini Current Month	Kumulatif Cum.Jan. to date	Bulan ini Current Month	Kumulatif Cum.Jan. to date
6307101000	Floor/dish/similar cleaning clothes ordusters of nonwoven	1 656	66 893	9 377	414 347
6307102000	Floor/dish/similar cleaning clothes ordusters of felt	0	6 924	0	64 684
6307109000	Floor/dish/similar cleaning clothes ordusters woven oth than felt	52 932	419 591	453 284	3 995 984
6307200000	Life-jackets & life-belts	5 666	122 586	35 156	609 303
6307903000	Umbrella covers in triangular piece	8	1 040	1 662	36 303
6307904000	Surgical masks	805	14 601	26 381	271 841
6307906100	Harnesses safety suitable for industrialuse	4 898	23 026	32 426	250 492
6307906900	Harnesses safety suitable not forindustrial use	4 884	11 401	46 951	129 723
6307907000	Fans and handscreens	0	11	0	57
6307909000	Oth made up articles, not umbrella covers/surgical masks/harnesse	88 780	720 597	1 117 633	7 432 064
6308000000	Sets, consist of woven fabric&yarn w/oaccessories txtiles articles f	2 881	71 633	22 370	770 204
6309000000	Worn clothing & oth worn articles.	5 317	43 965	4 151	352 553
6310101000	Used/new rags, sorted	0	17	0	232
6310109000	Scrap twine/cordage/rope/cbles worn outarticles of those, sorted	341 977	4 445 010	260 648	3 534 592
6310901000	Used/new rags, unsorted	74	77	567	618
6310909000	Scrap twine/cordage/rope/cbles worn outarticles of those, unsort	0	238 264	0	2 165 959
6401100000	Waterproof footwear incorp protectivemetal toe-cap with outer s	38 362	410 504	16 083	715 885
6401920000	Oth waterproof footwear, covering theankle but not cover the kne	5 690	19 788	4 994	48 451
6401990000	Oth waterproof footwear with outer solesplastic by stiching, riveti	193 142	2 077 915	239 555	2 995 110
6402120000	Ski-boots/cross-country ski-footwear/snowboard boot with upper	0	336 406	0	1 948 720
6402191000	Wrestling footwear with upper of rubber/plastic	0	3 864	0	74 089
6402199000	Sports footwear not for wrestling/ski/same items with upper of ru	101 279	1 604 042	1 342 859	23 114 567
6402200000	Footwear with upper straps/thongsassembled to the sole by mear	11 018	215 223	48 762	1 126 397
6402911000	Diving boots covering the ankle withupper of rubber/plastics	0	736	0	23 115
6402919100	Oth diving boots cover the ankle incorprotective metal toe-cap, r	16	288	493	9 864
6402919900	Oth diving boots cover the ankle notincorp protct mtl toe-cap, ru	11 131	102 769	88 357	1 350 293
6402991000	Oth footwear not cover the ankle incorprotect metal toe-cap, rut	2	15 748	225	125 345
6402999000	Oth footwear not cover the ankle & notincorp protct mtl toe-cap	2 409 843	25 770 883	6 328 397	79 034 328
6403120000	Ski-boots, cross-country ski footwear & snowboard boot, with uppr	0	4	0	143
6403191000	Sports footwear fitted with spikes,cleats or the same item, leather	0	3 881	0	128 495
6403192000	Sports footwear for riding boots orbowling shoes, leathers	0	1 078	0	26 031
6403199000	Sports footwear not fitted with spikes/bowling/wrstling/weight lif	20 773	335 980	497 173	6 704 903
6403200000	Footwear, outer soles of leather, uppersof leather straps accros,in	21	2 052	912	92 809
6403400000	Oth footwear incorp protect metal toecap with upper of leathers	140 690	2 110 508	1 485 705	22 053 567
6403510000	Oth footwear with outer sole of leathercovering the ankle	12	3 831	679	123 406
6403590000	Oth footwear with outer sole of leather,not covering the ankle	518	10 571	44 803	532 667
6403910000	Oth footwear, not for sprts/incorp metaltoe-cap protect, covering	8 985	185 998	99 550	2 241 934
6403990000	Oth footwear, not for sprts/incorp metaltoe-cap protect, not cove	116 247	1 366 001	1 912 902	26 786 753
6404111000	Sports footwear with outer sole rubbr/plstc, with spike/cleat	0	12 294	0	176 500
6404112000	Sports footwear for wrestling,weightlifting or gym with outer sole	0	2 798	0	83 222
6404119000	Sports footwear not fitted with spikes/wrstling/weight lifting/the l	41 578	644 939	646 201	10 015 948
6404190000	Oth sports footwear for oth purposedwith outer soles of rubber/	53 522	1 685 851	685 289	17 919 284
6404200000	Oth footwear with outer soles of leather/composition leather	0	9 156	0	133 581
6405100000	Oth footwear, with uppers of leather/composition leather	1 326	22 426	440 960	2 391 567
6405200000	Oth footwear, with uppers of textiles	2 507	19 097	62 513	498 167
6405900000	Oth footwear, with upper of ith leather/composition leather/textil	34 874	724 462	101 334	2 350 749
6406101000	Uppers & parts thereof, oth than stiffeners of metal toe-caps	32 038	559 181	78 495	1 820 936
6406109000	Uppers & parts thereof, oth than stiffeners & not fitted with metal	153 608	2 219 588	1 442 868	28 310 954
6406200000	Parts of footwear with outer soles &heels, of rubber/plastics	913 512	12 400 378	6 910 516	80 477 810
6406901000	Parts of footwear of wood	49	25 170	130	200 515
6406902100	Oth parts of footwear of metal of iron/steel	26 239	673 651	93 333	3 961 424
6406902910	Oth parts of footwear of metal of copper	1 090	5 507	9 563	42 919
6406902990	Oth parts of footwear of oth metal, notiron/steel/copper	2 910	288 508	37 754	1 611 971
6406903100	Oth parts of footwear of rubber/plasticin-soles	111 366	839 508	1 174 983	7 722 180
6406903200	Oth parts of footwear of rubber/plasticcomplete-soles	3 941	110 966	52 602	1 259 175
6406903900	Oth parts of footwear of rubber/plasticout-soles	101 210	1 222 650	1 130 627	12 948 160
6406909100	Oth parts of footwear of oth materialsfor gaiters/leggings/same it	28 291	426 442	122 427	2 108 999
6406909900	Oth parts of footwear of oth materialsnot for gaiters/leggings/sar	390 544	4 080 662	4 249 973	43 725 275
6501000000	Hat-forms/bodies,hood of felt,not blockshape, not brims, plateau	56	1 623	5 748	17 569
6502000000	Hat-shapes, plaited by assembling stripof any material, no block st	0	468	0	26 199
6504000000	Hats&oth headgear/plaited by assemblingstrips of any material, tr	10 241	107 245	80 038	616 855
6505001000	Hats&oth headgear of a kind used forreligious purposes, knitted/c	8 144	29 133	22 792	301 078
6505002000	Hats&oth headgear, knitt/crochet, hair-nets, knitted/crocheted	5 377	39 863	95 126	604 798
6505009000	Oth hats&oth headgear, not for hair-nets/religious purposes, knitt	26 776	237 005	220 031	3 205 284
6506101000	Protective helmets for motorcyclistswhether/not lined/trimmed	13 547	139 683	74 181	734 179
6506102000	Industrial safety & firefighters helmets, excl steel helmets whethe	26 260	319 499	240 654	2 231 507
6506103000	Steel helmets safety	0	1 836	0	41 481
6506104000	Water polo headgear	0	1 852	0	7 776
6506109000	Oth safety headgear, not for motocyclist/industrial/firefighters/st	19 513	194 272	131 447	1 726 236
6506910000	Oth headgear of rubber/of plastics	5 618	211 022	11 807	834 433
6506991000	Oth headgear of furskin	10	549	900	6 023

I.3. IMPOR MENURUT KOMODITI / IMPORT BY HS COMMODITY
***** DESEMBER/DECEMBER 2012 *****

HS	Uraian Komoditi Commodity Description	Berat Bersih / Net Weight (Kg)		Nilai / Value C.I.F (US\$)	
		Bulan ini Current Month	Kumulatif Cum.Jan. to date	Bulan ini Current Month	Kumulatif Cum.Jan. to date
6506999000	Oth headger of oth materials, notfurskin	40 799	144 168	98 421	463 320
6507000000	Head-band,lining,cover,hat foundation,hat frame,peak&chinstrap,	41 418	492 315	210 270	2 701 821
6601100000	Garden/similar umbrellas	31 304	330 190	81 285	709 257
6601910000	Umbrellas & sun umbrellas having atelesopic shaft	58 086	764 782	134 474	1 235 263
6601990000	Umbrellas & sun umbrellas not having atelesopic shaft	1 591 893	9 516 712	2 158 242	12 855 919
6602000000	Walking-sticks, seat-sticks, whips, riding crops & the like.	5 336	116 584	20 437	428 242
6603200000	Umbrella frames, including frames mounted on shafts (sticks)	42 844	788 536	63 321	1 268 818
6603901000	Parts, trimmings & accessories forarticles of heading 6601	19 202	240 000	44 700	373 631
6603902000	Parts, trimmings & accessories forarticles of heading 6602	8	13 926	41	16 756
6701000000	Skin&oth part of bird with feathr/down,feathr,part of feathr,down	7 016	81 981	9 708	1 587 039
6702100000	Artificial flower, foliage, fruit, &parts thereof of plastics	180 666	2 156 982	438 088	5 536 608
6702901000	Artificial flower, foliage, fruit, &parts thereof of paper	42	7 173	429	74 730
6702902000	Artificial flower, foliage, fruit, &parts thereof of textiles	2 461	10 132	22 925	113 336
6702909000	Artific flower,foliage,fruit&partsthereof of oth mterials, not paper.	74 797	489 400	264 217	1 749 157
6703000000	Human hair, dressed, thinned, bleached,othwise worked for wigs/	30 535	296 100	1 006 229	10 792 236
6704110000	Complete wigs of synthetic textiles	42	14 887	3 676	174 557
6704190000	False beards, eyebrows, eyelashes,switches of synthetic textiles	584	39 530	19 892	616 665
6704200000	Wigs, false beards, eyebrows,eyelashesof human hair	1 397	12 293	22 254	130 790
6704900000	Wigs, false beards, eyebrows,eyelashes,of oth materials	13 410	156 841	231 021	1 858 977
6801000000	Setts, curbstones & flagstones, of naturals stone (except slate)	146 859	554 712	36 607	151 587
6802100000	Tiles, cubes, similar articles, square <7 cm, artif colored, chipping &	32 174	795 195	22 204	278 512
6802210000	Oth monmental/building stone of marble,travertine, alabaster, sin	1 163 008	18 065 488	218 059	3 980 064
6802230010	Oth monmental/building stone of granitwith polished slabs	1 596 322	15 783 072	254 981	3 279 565
6802230090	Oth monmental/building stone of granitwith not polished slabs	84 459	2 143 533	36 860	815 026
6802291000	Monumental/building stone of oth calcareous stone, simply cut/sa	0	174	0	2 200
6802299000	Monumental/building stone of oth stone, simply cut/sawn with a f	50 768	460 208	8 878	145 508
6802911000	Oth article monumental/building ofmarble	2 024 958	13 512 596	669 914	4 139 156
6802919000	Oth article monumental/building oftravertine & alabaster	92 584	323 887	17 243	194 401
6802930000	Oth article monumental/building ofgranite	1 149 258	11 377 187	200 947	2 870 597
6802990000	Oth article monumental/building ofoth stones,not marble/traverti	276 637	5 990 330	97 098	2 218 955
6803000000	Worked slate&articles of slate or ofagglomerated slate	0	248 999	0	106 710
6804100000	Millstones & grindstones for milling,grinding & pulping	827 863	7 747 138	2 285 204	18 518 983
6804210000	Oth millstone/grindstone for grinding of agglomerated synt/natur	193 549	1 235 967	505 005	5 927 639
6804220000	Oth millstone/grindstone of oth agglomerabrasv/cramc for grindir	668 533	10 356 188	1 878 779	24 242 973
6804230000	Oth millstone/grindstone of naturl stonefor grinding wheel&the lil	210 040	1 296 780	218 429	2 320 744
6804300000	Hand sharpening/polishing stones	407 373	2 490 502	223 852	2 091 004
6805100000	Natural/artificial abrasive powder/grainon a base of woven textile	269 560	4 858 466	1 029 031	15 209 428
6805200000	Natural/artificial abrasive powder/grainon a base of paper/paperb	150 898	2 776 999	482 641	7 625 897
6805300010	Natural/artificial abrasive powder/grainon a base of polishing disc	19 509	685 015	175 379	2 764 984
6805300090	Natural/artificial abrasive powder/grainon a base of oth materials,	58 428	1 092 604	326 461	4 589 697
6806100000	Slag wool, rock wool & similar mineralwools in bulk/sheets/rolls	719 122	12 807 991	850 492	15 883 388
6806200000	Exfoliated vermiculite,expanded clays,foamed slag&similar expanc	48 961	1 110 665	60 639	1 068 557
6806900000	Mixture&article of heat/sound insulating or sound absorb mineral	496 643	6 327 301	1 849 300	50 384 507
6807100000	Articles of asphalt/of similar materialin rolls	416 598	7 430 559	302 543	5 635 068
6807901000	Articles of asphalt/of similar materialof tiles, not in rolls	0	2 169 707	0	614 391
6807909000	Articles of asphalt/of similar materialof oth tiles, not in rolls	1 432 903	12 243 169	1 388 815	10 354 416
6808001000	Roofing tiles, panels, boards,blocks &similar articles of coir fibres/:	143 325	2 298 406	114 726	1 367 250
6808009000	Chips,particles,sawdust or oth waste ofwood, agglomer with ceme	313 967	2 118 101	292 637	2 905 967
6809110000	Board,sheet,panels,tiles,reinforced withpaper/board only	1 727 123	54 761 151	313 172	9 793 321
6809191000	Oth articles of plaster/of compositionsbased on plaster of tiles	17 038	159 796	29 846	64 747
6809199000	Oth articles of plaster/of compositionsbased on plaster of oth tiles	1 940 530	14 588 837	815 195	4 812 184
6809901000	Dental moulds of plaster	0	87	0	725
6809909000	Oth articles of plaster/cmptions based on plaster, not dental moi	0	163 599	0	186 890
6810110000	Building blocks & bricks	100 655	16 556 684	45 841	11 918 347
6810191000	Tiles, reinforced or not	38 149	626 980	13 968	247 922
6810199000	Flagstones, reinforced or not	107 368	1 362 662	295 788	3 248 535
6810910010	Concrete building piles for building orcivil engineering	15 775 198	100 037 279	1 409 790	13 698 047
6810910090	Oth prefabricated structural componentsfor building or civil engin	67 653	1 524 054	21 043	386 965
6810990000	Oth prefabricated structural components, reinforced or not	2 959	4 706 385	31 119	2 324 415
6811401000	Corrugated sheets containing asbestos	155	254 277	416	129 997
6811402900	Floor or wall tile containing othasbestos, not plastics	30 721	475 777	5 819	238 854
6811403000	Tubes or pipes containing asbestos	1 184	18 431	1 466	420 308
6811404000	Tubes or pipes fittings containingasbestos	201	205	680	688
6811409000	Oth articles of asbestos cement	24 024	567 227	8 608	251 663
6811810000	Corrugated sheets not containingasbestos	0	829	0	5 165
6811821000	Floor or wall tile of cellulose fibre-cement containing plastics only	107 079	1 181 396	19 346	263 143
6811829000	Floor or wall tile of cellulose fibre-cement, not containing asbesto:	2 704 975	17 842 858	798 603	5 320 402
6811891000	Tubes/pipes of cellulose fibre-cement	3 607	8 061	10 978	32 696
6811892000	Tubes/pipes fittings of cellulose fibre-cement	1	81	18	1 353
6811899000	Other article of cellulose fibre cement, not tubes/pipes/pipes fittir	3 939	169 058	281 557	2 845 861
6812802000	Clothing of crocidolite fibres	0	5 196	0	19 344

I.3. IMPOR MENURUT KOMODITI / IMPORT BY HS COMMODITY
***** DESEMBER/DECEMBER 2012 *****

HS	Uraian Komoditi Commodity Description	Berat Bersih / Net Weight (Kg)		Nilai / Value C.I.F (US\$)	
		Bulan ini Current Month	Kumulatif Cum.Jan. to date	Bulan ini Current Month	Kumulatif Cum.Jan. to date
6812803000	Paper, millboard and felt of crocidolitefibres	34	18 486	4 690	17 480
6812804000	Floor or wall tiles of crocidolite	0	490	0	1 842
6812805000	Cloth accessories,footwear&headgearfabricated crocidolite fibres	1 062	21 852	6 318	232 631
6812809000	Oth articles of crocidolite fibres	58 222	629 329	535 858	5 324 520
6812911000	Clothing of oth crocidolite fibres	3 318	14 702	3 933	213 193
6812919000	Clothing accessories,footwear&headgearof oth crocidolite fibres	438	2 193	2 359	36 480
6812920000	Paper, millboard and felt of othcrocidolite fibres	75	19 922	162	1 510 607
6812930000	Compressed asbestos fibre jointing ofoth crocidolite fibres in shee	120 813	550 245	61 596	690 285
6812991100	Fabric asbes fibres,oth crocidolite, mixwith a basis asbes&Mg carb	4 250	16 351	1 682	22 605
6812991900	Oth fabric asbestos fibres not mix witha basis of asbestos	2 332	146 818	1 932	80 431
6812992000	Floor/wall tiles of fabricated asbestos(oth crocidolite)	0	1	0	362
6812999000	Oth fabricat asbes fibres of oth croci,not fabricate/floor/wall tiles	109 917	1 335 830	295 348	4 480 305
6813201000	Brake lining&pad of friction materialand articles,containing asbest	25 651	517 256	182 253	1 898 706
6813209000	Oth thn brake lining&pad of frictionmaterial and article,containing	18 389	326 576	50 875	772 258
6813810000	Brake lining&pad of frictionmaterial&article,not containing asbest	64 849	1 279 861	1 003 890	17 100 660
6813890000	Oth thn brake lining&pad of frictionmaterial&article,not containin	91 866	1 095 713	2 145 855	20 522 077
6814100010	Worked mica&article of mica,agglomerated,sheets,strips, simply cu	25 299	297 903	27 483	1 216 904
6814100090	Worked mica&article of mica,agglomerated,plates	5 814	115 207	27 313	215 595
6814900010	Worked mica & articles of mica,in rolls & pieces, simply cut to sha	588	15 676	10 206	195 961
6814900090	Oths worked mica & articles of mica	1 524	12 917	45 844	516 194
6815101000	Yarn/thread non-electrical articlesgraphite/carbon	11 315	93 982	476 542	4 635 902
6815102000	Bricks,paving slabs,floor tiles,etc nonelectrical articles graphite/car	11 923	409 260	15 195	240 612
6815109100	Carbon fibres, etc non electricalarticles graphite/carbon	616	22 840	9 489	501 576
6815109900	Oth non electrical articles graphiteor carbon	26 344	189 443	152 380	1 730 844
6815200000	Articles of peat	4 464	13 764	28 568	35 230
6815910000	Articles of stone, contents magnesite,dolomite/chromite	198 863	1 438 073	94 756	864 588
6815990000	Oth articles of stone,oth thn contentmagnesite,dolomite/chromite	591 968	2 153 399	607 694	3 239 966
6901000000	Bricks,blocks,tiles & oth ceramic goods of siliceous fossil meals/of s	51 022	67 564	20 279	68 369
6902100000	Goods of siliceous cont by weight,singly/together mg,ca,cr > 50%	2 361 682	29 748 877	3 770 350	35 890 550
6902200000	Goods of siliceous cont by weight,singlyor together alumina,silika,	6 258 608	68 446 998	8 224 402	76 132 123
6902900000	Goods of siliceous cont by weight,of oth metals compound	454 184	12 090 934	393 098	9 271 247
6903100000	Oth refractory ceramic goods cont byweight,graphite/carbon,or a	41 826	248 510	160 588	1 130 516
6903200000	Oth refractory ceramic goods cont byweight,alumina/silica, or a m	127 293	1 516 987	348 451	5 528 613
6903900000	Oth refractory ceramic goods cont byweight, oth metal compound	1 349 826	7 800 130	1 353 746	30 751 086
6904100000	Ceramics building bricks	470 000	470 286	85 730	86 050
6904900000	Flooring blocks, support/filler tiles & the like	0	749 729	0	361 393
6905100000	Roofing tiles of ceramic	178 796	1 433 490	23 334	491 060
6905900000	Chimney-pot,cowl,chimney liner,architect ornament&oth ceramic	0	81 364	0	97 929
6906000000	Ceramic pipes, conduits, guttering,pipe fittings	0	111	0	2 543
6907101000	Paving,hearth/wall tiles,rectangle,circle<7cm,unglazed	0	5	0	22
6907109000	Oth thn Paving,hearth/wall tiles,rectangle,circle<7cm,unglazed	0	1 926 912	0	416 672
6907901000	Paving,hearth/wall tiles,rectangle,circle>7cm,unglazed	94 338 135	513 105 144	23 510 058	134 549 568
6907902000	Lining tiles of a kind used for grindingmills,rectang,circle>7cm,ungl	0	20	0	32
6907909000	Oth thn tile,cube&similar article,whether/not rectang,circle<7cm,gl	511 369	57 051 550	9 841 481	26 166 580
6908101000	Paving,hearth/wall tiles,rectangle,circle<7cm,glazed	930	20 696	387	33 948
6908109000	Oth thn Paving,hearth/wall tiles,rectangle,circle<7cm,glazed	208 422	234 832	41 075	109 976
6908901100	Paving,hearth/wall tiles of plain tiles,rectangle,circle>7cm,glazed	309 977	3 090 581	102 992	956 646
6908901900	Oth thn paving,hearth/wall tiles of plaitiles,rectangle,circle>7cm,gl	0	76 011	0	28 721
6908909100	Paving,hearth/wall tile of oththn plain tile,rectang,circle>7cm,glaze	15 988 793	88 290 919	4 395 406	27 162 246
6908909900	Oth thn paving,hearth/wall tile of oththn plain tile,rectang,circle>7	232 130	12 154 480	53 225	3 746 252
6909110000	Ceramic of porcelain or china forlaboratory,chemical or oth tech	3 652	136 150	44 260	656 581
6909120000	Artcle having a hardnss=>9 Mohsfor laboratory,chemical or oth te	662 094	7 256 653	767 054	8 599 932
6909190000	Oth ceramic wares for laboratory,chemical/oth technical uses	69 571	1 114 523	444 517	4 797 199
6909900000	Oth thn ceramic wares for laboratory,chemical/oth technical uses	3 556	386 130	12 030	693 002
6910100000	Ceramic sinks, wash basins,wash basin of porcelain/china	1 806 799	14 818 931	1 687 949	15 071 642
6910900000	Ceramic sinks, wash basins,wash basin of oth thn porcelain/china	172 732	2 769 379	242 818	3 519 191
6911100000	Tableware & kitchenwareof porcelain/ china	1 797 038	20 449 231	740 210	11 114 104
6911900000	Oth household, toilet articlesof porcelain/china	524	367 482	7 406	750 799
6912000000	Tableware & kitchenware, oth householdtoilet art, oth than porce	150 428	1 540 325	178 788	2 022 940
6913101000	Ornamental cigarette box & ashtrayof porcelain or china	6	1 126	29	1 393
6913109000	Oth thn ornamental cigarette box&ashtrayof porcelain or china	32 707	1 207 175	28 135	7 443 168
6913901000	Ornamental cigarette box & ashtrayof oth thn porcelain or china	508	6 711	1 100	16 201
6913909000	Oth thn ornamental cigarette box&ashtrayof oth thn porcelain or c	9 747	229 740	26 856	528 689
6914100000	Oth ceramic articles ofporcelain/ china	9 536	288 556	9 335	415 143
6914900000	Oth ceramic articles of oth thanporcelain/china	1 229 478	11 075 286	1 925 130	16 824 422
7001000000	Cullet & oth waste & scrap ofglass; glass in the mass	4 508 804	43 576 021	440 033	5 799 495
7002100000	Glass in balls	4 115	72 736	15 926	232 888
7002200000	Glass in rods	1 168	43 177	1 680	147 345
7002311000	Fused quartz/oth fused silica forvacuum tubes	2 782	13 012	48 845	429 528
7002319010	Fused quartz/oth fused silica for vialor ampoules industry	468 860	6 143 752	891 419	11 799 918
7002319090	Glass in ball,tube of fused quartz/othfused silica,oth thn boro silict g	65 178	1 292 370	329 400	4 624 600

I.3. IMPOR MENURUT KOMODITI / IMPORT BY HS COMMODITY
***** DESEMBER/DECEMBER 2012 *****

HS	Uraian Komoditi Commodity Description	Berat Bersih / Net Weight (Kg)		Nilai / Value C.I.F (US\$)	
		Bulan ini Current Month	Kumulatif Cum.Jan. to date	Bulan ini Current Month	Kumulatif Cum.Jan. to date
7002321000	Glass in tubes,linear coef<=5x10(-6)kelvin in temp.(0-300 C) for va	0	1 124	0	64 703
7002322000	Oth glass in tubes,linear coef<=5x10(-6)with 3mm<=diameter<22r	102	115 321	641	509 864
7002329000	Oth glass in tubes,linear coef<=5x10(-6)kelvin in temp.(0-300 C)	11 824	377 798	32 011	903 090
7002391000	Oth glass in tubes, used to manufacturvacuum tubes	14	9 072	5	83 096
7002392000	Oth transparent neutral glass for enamelglass,with 3mm<=diameter	51	64	2 651	4 037
7002399000	Oth glass having linear coeff. 0-300coth thn vacum&boro silict glas	9 351	121 255	33 127	258 956
7003121000	Optical colored glass, not opticallyworked	0	14	0	3 492
7003122000	Non wired sheets,in squares/rectangularshape incl.1,2,3,4 corners	571	697 943	120 245	2 871 499
7003129000	Oth non-wired sheets colored glass	14	125 558	735	1 168 692
7003191000	Optical glass, not opticallyworked oth colored	0	5	0	271
7003199000	Oth non-wired sheets not coloredglass	1 014 907	11 249 064	479 246	5 967 959
7003200000	Cast glass and rolled glass,wired sheets	38 580	128 138	82 992	279 114
7003300000	Cast glass and rolled glass, profiles	257	13 480	2 124	58 775
7004201000	Optical drawn,blown glass,not opticallyworked opacified, flashed,	0	24	0	119
7004209000	Optical drawn, blown glass, opticallyworked,flashed,opacified, abs	1 750	17 689	59 191	647 420
7004909000	Oth optical drawn,blown glass,opticallyworked,flashed,opacified, z	689 225	5 191 186	221 418	1 929 307
7005101000	Optical float glass,not opticallyworked ,flashed,opacified,absorber	0	233	0	424
7005109000	Oth non-wired glass,absorbentreflecting/non-reflecting layer	112 365	919 587	82 707	749 082
7005211000	Oth non-wired glass, colored, opacifiedoptical glass, not optically v	0	282 275	0	197 917
7005219000	Oth non-wired glass, colored, opticallyworked, flashed, opacified	448 697	9 139 952	282 841	4 478 981
7005291000	Oth non-wired glass, not colored,not optically worked	0	80 991	0	26 152
7005299000	Oth non-wired glass, not colored,optically worked	1 254 415	11 243 755	428 475	3 738 284
7005300000	Float glas&surface ground/polish glas,wired glass	0	37 380	0	78 040
7006001000	Optical glass, not optically worked,for glass of heading 70,03,70,04	0	1	0	140
7006009000	Optical glass, optically workedfor glass of heading 70,03,70,04,70,1	71 147	675 526	46 956	762 862
7007111000	Toughened (tempered) safety glasssuitable for vehicles of chapter	113 502	1 772 954	787 464	13 095 931
7007112000	Toughened (tempered) safty glas suitabl for aircraft,spacecraft of c	0	10	0	396
7007114000	Toughened (tempered) safety glasssuitable for ship,boat,floating c	0	3 575	0	65 567
7007191000	Toughened (tempered) safety glasssuitable for machine of head 84	5 254	15 342	40 084	130 098
7007199000	Toughened (tempered) safety glasssuitable for oth machinery	136 310	3 494 797	110 049	3 623 018
7007211000	Laminated safety glass suitable forvehicles of chapter 87	61 971	528 622	220 484	2 252 903
7007212000	Laminated safety glass suitable foraircraft/spacecraft of chapter 8	0	273	0	41 406
7007214000	Laminated safety glass suitable forships,boats,floating struct, chap	2 279	3 265	13 470	16 302
7007291000	Laminated safety glass suitable formachine of head 84.29/84.30	0	751	0	10 817
7007299000	Laminated safety glass suitable foroth machinery	10 963	539 348	53 284	1 088 024
7008000000	Multiple-walled insulating unitsof glass.	191 591	4 481 960	229 782	9 824 028
7009100000	Rear-view mirrors for vehicles	235 683	3 086 848	2 195 200	26 583 645
7009910000	Glass mirros, unframed	1 376 586	13 676 389	958 963	11 537 085
7009920000	Glass mirros, framed	145 102	1 631 098	369 582	3 939 435
7010100000	Ampoules of glass	8 541	503 567	69 396	1 865 892
7010200000	Stoppers, lids & oth closures of glass	3 508	137 709	4 293	296 111
7010901000	Carboys & demijohn	226 320	1 037 395	248 165	1 013 713
7010904000	Bottles&vials for antibiotics,serums,oth injectables,intravenous inl	1 337 787	28 786 663	1 185 478	19 573 147
7010909000	Oth bottles for intravenousfluids of glass	3 500 146	79 476 147	2 306 199	45 760 951
7011101000	Stem for electric lighting	3 740	16 824	9 222	155 914
7011109000	Glass envelops for electric lightingoth than stem	322 431	6 546 017	394 241	8 641 661
7011200010	Television tubes, cathode-ray tubes	2 964 250	71 524 533	2 438 019	56 820 251
7011200090	Cathode-ray tubes, oth than television	30 111	360 236	122 573	1 593 376
7011900000	Oth glass envelopes, bulbs,tubes,open,glass parts thereof,without	47 402	456 194	113 747	1 066 517
7013100000	Glassware of a kind used for table,kitchen, toilet, office of glass-ce	66 092	2 102 523	133 013	3 558 480
7013220000	Stemware drinking glasses,oth thn glassceramics, of lead crystal	0	1 557	0	8 721
7013280000	Stemware drinking glasses,neither glass-ceramics nor lead crystal	130 642	874 027	160 978	1 401 353
7013330000	Other drinking glasses, of lead crystal	21	82	153	1 430
7013370000	Other drinking glasses, neitherglass-ceramics nor lead crystal	261 941	3 333 757	475 507	4 879 415
7013410000	Glassware for table (not drinking glass)kitchen purpose,of lead cry	0	8	0	145
7013420000	Glassware for table (not drinking glass)kitchn,linear coef<5x10-6/K	17 440	352 726	52 486	400 167
7013490000	Oth glassware for table(not drink glass)kitchen purposes, not cera	300 346	4 788 831	477 302	7 474 297
7013910000	Other glassware of lead crystal	1 309	6 651	6 223	34 934
7013990000	Other glassware of not lead crystal	567 060	12 686 002	705 617	14 044 650
7014001000	Signalling glassware&optical element formotor vehicles,not thse o	5 834	40 555	37 919	326 897
7014009000	Other signalling glassware & opticalements of glass, not optically	65	31 793	2 571	230 738
7015100000	Glasses for corrective spectacles	17 883	177 408	294 858	4 270 349
7015901000	Clock or watch glasses	524 238	1 721 385	73 452	397 286
7015909000	Glasses for non-corrective spectacles;hollow glass spheres & their	1 873	37 666	2 644	153 670
7016100000	Glass cubes&oth glass smallwares,for mosaics or decorative purpc	131 284	1 514 550	431 312	2 073 492
7016900000	Oth articles of moulded glass; leaddlights; multicellular & smlr fo	1 623 391	18 624 478	750 578	10 813 954
7017101000	Quartz reactor tubes and holders glass,for production of semiconc	52	81 747	2 657	938 292
7017109000	Laboratory or pharmaceutical glassof fused quartz or oth fused sili	29 267	331 693	461 078	5 425 665
7017200000	Laboratory, hygienic/pharmaceuticalwith coef< 5x10-6/kelvin, 0 -	11 623	132 977	196 732	1 629 998
7017900000	Laboratory,hygienic/pharmaceuticalglassware,nor fused quartz/fu	14 073	89 376	130 022	1 087 744
7018100010	Glass beads	297 360	2 960 874	360 182	5 525 940

I.3. IMPOR MENURUT KOMODITI / IMPORT BY HS COMMODITY
***** DESEMBER/DECEMBER 2012 *****

HS	Uraian Komoditi Commodity Description	Berat Bersih / Net Weight (Kg)		Nilai / Value C.I.F (US\$)	
		Bulan ini Current Month	Kumulatif Cum.Jan. to date	Bulan ini Current Month	Kumulatif Cum.Jan. to date
7018100020	Imitation pearls	296	13 235	10 302	77 556
7018100090	Imitation precious & glass smallwares	43 835	428 938	50 490	1 057 741
7018200000	Glass microspheres <=1mm in diameter	149 000	952 546	64 285	1 097 167
7018900000	Glass eyes, not prsthtc artcls, ornamntof lamp-worked glass,not in	127 143	1 203 174	139 553	2 159 319
7019110000	Chopped strands,of a length <= 50 mm	134 349	1 982 267	325 441	9 546 972
7019120000	Rovings of glass fibres	703 063	5 854 499	596 663	5 508 535
7019191000	Yarn of glass fibres	0	163 806	0	277 139
7019199000	Sliver of glass fibres	158 215	2 841 632	261 116	4 765 227
7019310000	Mats of glass fibres	814 309	8 099 441	1 126 717	11 798 709
7019320000	Thin sheets (voiles) of glass fibres	17 092	269 259	82 821	723 131
7019391000	Asphalt/coal-tar impregnatdglass-fibre outerwrap for pipelines	12 588	335 836	35 093	580 302
7019399000	Mattresses,boards and similarnonwoven products of glass fibres	702 795	7 060 063	1 018 334	9 423 505
7019400000	Woven fabrics of glass fibres rovings	492 879	3 485 507	518 858	3 797 890
7019510000	Oth woven fabric,of a width <= 30 cm	1 559	48 916	31 675	218 089
7019520000	Oth woven fabric,of a width>30cmlain weave,wght<250g/m2 of l	81	17 952	2 723	121 409
7019590000	Oth woven fabric,of a width > 30 cm	39 417	389 588	107 587	1 389 473
7019901000	Glass fibres	2 702	205 744	18 454	540 747
7019909000	Other articles of glass fibres	408 428	4 282 575	1 372 750	9 163 150
7020001100	Glass moulds for the manufactureof acrylic goods	1 051	483 696	5 276	831 068
7020001900	Glass moulds for other purposes	145 878	461 462	382 130	3 176 075
7020002000	Quartz reactor tubes & holders designedfor production of semicor	32	612	1 153	13 463
7020003000	Glass inner for vacuum flasks/othvacuum vessels	194 321	2 223 819	309 528	4 035 985
7020004000	Evacuated tubes for solar energycollectors	22 673	61 479	135 128	278 550
7020009100	Blinds of glass	0	46	0	795
7020009900	Other articles of glass.	227 549	3 063 966	580 313	6 472 124
7101100000	Natural pearls	0	20	0	684
7101220010	Cultured pearls,fresh water,worked	2	2	2 721	2 721
7101220020	Cultured pearls,salt water,worked	3	6	3 129	4 549
7102210000	Diamonds, unworked or simply sawn,cleaved or bruted, industrial	1	6	36 183	213 688
7102290000	Diamonds, worked, not mountedor set, industrial	1	2	11 005	16 073
7103109000	Oth precious stones, unworked or simplysawn or roughly shaped	0	3 127	0	29 819
7103990000	Oth rubies, sapphires & emeralds, worked	18	11 296	3 863	124 504
7104101000	Piezo-electric quartz,precious orsemiprecious stones,unworked	0	1	0	15
7104102000	Piezo-electric quartz,precious orsemiprecious stones,worked	1 757	20 371	43 010	578 511
7104200000	Other synthetic precious stones,unworked or simply sawn or rougl	0	26	0	503
7104900000	Other synthetic precious/semi stones,worked,roughly shapped	415	16 304	24 725	268 640
7105100000	Dust and powder of diamonds	47	5 643	6 153	280 456
7105900000	Dust & powder of other natural orsynthetic precious/semi preciou	2	366	175	7 159
7106100000	Silver powder	308	50 942	5 351	794 144
7106910000	Silver, unwrought	1 439	24 866	539 588	10 757 360
7106920000	Silver, semi-manufactured	1 555	210 617	752 274	7 551 196
7107000000	Base metals clad with silver,not further	157	5 222	76 348	1 124 394
7108110000	Gold powder	0	249	0	123 235
7108120010	Gold in lumps, ingots or cast bars	77	581	2 525 807	16 931 319
7108120090	Gold,not in lumps, ingots or cast bars,oth unwrought forms	500	5 527	1 026 599	17 470 666
7108130000	Gold,non monetary,othsemi-manufactured form	34	965	306 441	6 080 455
7109000000	Base metals/silver,clad with gold notfurther worked than semi-ma	2	546	14 983	1 922 279
7110110010	Platinum, in lumps, ingots, cast bars,powder or sponge,unwrought	19	1 887	241	146 289
7110110090	Platinum in oth form, unwrought	0	215	0	133 466
7110190000	Platinum, wrought	126	1 012	1 890	37 382
7110210020	Palladum in lump,ingots,cast bars,powderor sponge,unwrought	59	1 871	338	12 079
7110210090	Palladum, unwrouht, in other form	132	132	1 215	1 215
7110290000	Palladum, wrought	152	450	16 024	47 391
7110310090	Rhodium, unwrouht, in other form	0	3	0	7
7110390000	Rhodium, wrought	0	1	0	9
7110410010	Iridium, osmium & ruthenium in lump,ingots,cast bars,powder/sp	0	148	0	6 568
7110410090	Iridium, osmium and ruthenium, inother forms, unwrought	2 272	17 019	21 604	208 640
7110490000	Iridium, osmium & ruthenium, wrought	3	14	641	2 923
7112991000	Waste & scrap of silver,incl. metal cladwith silver	10	10	488	488
7112999000	Waste & scrap of oth precious metal	0	3 208	0	22 437
7113111000	Parts of jewellery of silver	363	85 572	1 127 334	8 713 566
7113119000	Jewellery of silver	1 472	5 896	52 833	1 178 135
7113191000	Parts of jewellery of other precious met	110	21 139	195	152 415
7113199000	Jewellery of other precious metal	6 338	51 981	154 970	768 777
7113201000	Parts of jewellery of base metal,clad with precious metal	0	289	0	10 132
7113209000	Jewellery of base metal, clad withprecious metal	4	450	3 189	11 737
7114110000	Articles of silversmiths wares of silverwhether or not plated or cla	61	1 214	3 618	682 425
7114190000	Articles of goldsmiths wares ofoth precious metal,	0	44	0	14 186
7114200000	Articles of gold&silversmiths waresof base metals, clad with precic	0	669	0	6 372
7115100000	Catalysts of platinum, in the form ofwire cloth or grill	154	8 010	12 619	37 129
7115901000	Other articles of golds or silver	19 274	265 571	1 486 331	16 221 275

I.3. IMPOR MENURUT KOMODITI / IMPORT BY HS COMMODITY
***** DESEMBER/DECEMBER 2012 *****

HS	Uraian Komoditi Commodity Description	Berat Bersih / Net Weight (Kg)		Nilai / Value C.I.F (US\$)	
		Bulan ini Current Month	Kumulatif Cum.Jan. to date	Bulan ini Current Month	Kumulatif Cum.Jan. to date
7115902000	Other articles of metal clad withgold or silver	107	892	94 062	571 863
7115909000	Oth articles of precious metal/of metalclad with precious metal	1	3 541	28	63 247
7116100000	Articles of natural/cultured pearls	0	5	0	1 037
7116200000	Articles of precious/semi-preciousstones(natural/synthetic/recons	373	1 075	25 228	595 723
7117111000	Parts cuff-links and studs, of basemetal, whether or not plated	188	12 883	3 134	37 192
7117119000	Cuff-links and studs of base metalwhether/not plated with preciou	929	52 265	16 990	627 153
7117191000	Bangles of base metal, whether or notplated with precious metal	201	48 304	7 542	339 891
7117192000	Other imitation jewellery of base metalwhether or not plated w/ p	152 313	3 033 704	274 288	4 957 865
7117199000	Parts of oth imitation jewellery of basemetal,whether/not plated v	18 924	330 635	293 807	5 769 001
7117901100	Bangles,wholly of plastic or glass	0	9 039	0	103 033
7117901200	Bangles,wholly of wood,tortoise shell,ivory,bone,horn,coral,pearl ;	52	61	434	507
7117901900	Other bangles	2 443	143 961	7 638	1 122 448
7117902100	Other imitation jewellerywholly of plastics or glass	504	577 525	1 335	1 479 680
7117902200	Oth imitatn jwllry of wood,bone,tortoiseshel,ivory,horn,coral,pear	2 513	12 172	1 177	10 647
7117902300	Oth imitatn jwllry of porcelainor china	0	376	0	2 070
7117902900	Other imitation jewellery	90 829	1 156 717	181 945	2 903 384
7117909100	Parts of imitation jewellerywholly of plastics or glass	0	2 422	0	36 813
7117909200	Part of imitatn jwllry of wood,bone,trtoisshel,ivory,horn,coral,pearl,	0	554	0	476
7117909900	Oth part of imitation jewellery	12 605	148 212	219 223	1 784 184
7118101000	Silver coin, not being legal tender	0	144	0	2 975
7118109000	Oth coin (not gold coin), not beinglegal tender	0	227	0	485
7118902000	Silver coin, being legal tender	191	191	85 310	85 310
7118909000	Oth coin (oth than gold/silver coin)	1 234	5 894	1 780	7 720
7201100000	Non-alloy pig iron cont. by weight0.5% or less of phosphorus	1 180 800	26 542 856	733 282	13 667 522
7201500000	Alloy pig iron; spiegeleisen	0	156 459 559	0	76 057 888
7202110000	Ferro-manganese, cont. byweight more than 2% of carbon	1 079 994	10 355 157	1 038 019	9 066 778
7202190000	Ferro-manganese, cont. byweight <= than 2% of carbon	757 000	9 641 192	1 043 434	13 833 218
7202210000	Ferro-silicon, cont. byweight more than 55% of silicon	1 187 136	18 100 932	1 608 185	25 316 530
7202290000	Ferro-silicon, cont. byweight <= than 55% of silicon	276 836	3 970 512	686 088	9 957 408
7202300000	Ferro-silico-manganese	794 461	33 262 285	1 052 167	17 238 745
7202410000	Ferro-chromium, cont. byweight more than 4% of carbon	111 136	1 613 545	190 808	2 943 921
7202490000	Ferro-chromium, cont. byweight <= than 4% of carbon	7	250 111	101	786 956
7202500000	Ferro-silico-chromium	0	72	0	1 618
7202600000	Ferro-nickel	0	63 047	0	1 230 828
7202700000	Ferro-molybdenum	26 198	303 961	455 786	5 202 150
7202800000	Ferro-tungsten & ferro-silico-tungsten	0	844	0	27 720
7202910000	Ferro-titanium and ferro-silico-titanium	0	50 560	0	333 294
7202920000	Ferro-vanadium	0	30 028	0	689 933
7202930000	Ferro-niobium	2 560	68 317	14 090	1 696 896
7202990000	Other ferro-alloys	160 554	2 433 494	479 322	6 900 138
7203100000	Ferrous products obtained by directreduction of iron ore	17 996 709	349 520 921	6 979 465	155 508 548
7203900000	Other ferrous products	170	80 355 653	289	34 758 339
7204100000	Waste and scrap of cast iron	623 700	10 655 619	266 449	4 715 354
7204210000	Waste and scrap of stainless steel	609	923 485	2 225	472 425
7204290000	Waste and scrap of oth alloy steel	28 970 428	224 085 326	11 911 412	98 554 243
7204300000	Waste & scrap of tinned iron or steel	1 493 880	9 381 364	393 125	5 115 554
7204410000	Turnings,shavings,chips,milling waste,sawdust,filings,trimmings &	1 528 813	75 549 961	640 344	32 979 122
7204490000	Other ferrous waste and scrap :	226 498 175	1 623 246 780	90 370 897	712 479 405
7204500000	Remelting scrap ingots	0	2 010	0	2 197
7205100000	Granules of pig iron, spiegeleison,iron or steel	1 110 486	11 312 031	1 143 785	12 083 101
7205210000	Powder of alloy steel	46 617	771 617	147 198	3 809 720
7205290000	Powder of pig iron, spiegeleison,iron or steel (oth than alloy steel)	331 888	3 672 892	675 543	8 821 088
7206101000	Iron&non-alloy in ingots containing byweight>0.6% of carbon,excl	0	20 212	0	21 484
7206109000	Iron&non-alloy in ingots containing byweight<=0.6% of carbon,exc	438 026	6 358 098	443 538	8 074 082
7206900000	Iron and non-alloy in primary formother than ingots	81 798	838 493	175 799	2 326 003
7207110000	Semi-finished iron/non-alloycont. < 0,25% carbon ,rectnglr,square	50 312 467	986 049 679	27 873 365	615 328 443
7207121000	Slabs of iron/non alloy, cont.< 0,25%of carbon, other than square	55 793 271	2 125 904 228	28 162 318	1 238 947 451
7207129000	Oth semi-finished iron/non-alloycont.< 0,25% carbon ,rectnglr,not	21 356 663	217 435 228	12 048 995	143 298 108
7207190000	Oth semi-finished iron/non-alloycont.< 0,25% of carbon	26 528 478	292 402 799	16 600 938	200 765 335
7207201000	Slabs of iron/non alloy,cont.byweight > 0.6% of carbon	0	190 337	0	200 422
7207202100	Oth semi-finished iron/non-alloy contby weight>0,6% of carbon,rc	62 094	164 769	226 925	634 004
7207202900	Oth semi-finished iron/non-alloy cont.by weight > 0,6% of carbon	5 042 366	46 161 728	2 798 890	29 013 198
7207209200	Oth semi-finished iron/non-alloy cont.byweight 0,25%<=carbon<=0,	0	788	0	14 568
7207209900	Oth semi-finished iron/non-alloy cont.byweight 0,25%<=carbon<=	1 424 976	88 292 600	1 114 007	64 096 916
7208100000	Flat-rolled iron/nas,relief,hot rolledwidth > 600 mm	24 766	3 625 321	320 310	3 662 440
7208250000	Flat-rolled iron/nas,pickled,hot rolledwidth>600 mm,thick>=4.75m	3 497 608	43 094 037	2 994 862	39 960 630
7208260000	Flat-rolled iron/nas,hot rollpickled,width>600mm,3 mm<thick<4,7	10 665 066	134 391 172	8 632 035	117 649 875
7208271000	Flat-rolled iron/nas,pickled,hot rolledwidth>600mm,of a thick<2 m	4 749 648	74 879 541	3 953 802	69 620 008
7208279000	Flat-rolled iron/nas,pickled,hot rolledwidth>600mm,of a 2mm<thi	10 185 356	140 103 576	7 921 967	125 275 698
7208360000	Flat-rolled iron/nas,hot rolledwidth>600 mm, thick>10 mm	14 737 442	136 469 774	9 595 154	94 750 977
7208370000	flat-rolled iron/nas,hot rolledwidth >600 mm, of a 4,75< thick< 10	18 025 044	143 326 932	11 933 027	104 393 212

I.3. IMPOR MENURUT KOMODITI / IMPORT BY HS COMMODITY
***** DESEMBER / DECEMBER 2012 *****

HS	Uraian Komoditi Commodity Description	Berat Bersih / Net Weight (Kg)		Nilai / Value C.I.F (US\$)	
		Bulan ini Current Month	Kumulatif Cum.Jan. to date	Bulan ini Current Month	Kumulatif Cum.Jan. to date
7208380000	flat-rolled iron/nas,hot rolledwidth >600 mm, of a 3- thick< 4,75 n	12 174 960	157 836 560	7 490 925	107 328 071
7208390000	Flat-rolled iron/nas,hot rolledwidth >600 mm, thick< 3 mm	65 319 633	745 988 147	37 934 373	477 046 675
7208400000	Flat-rolled iron/nas,not in coilsrelief,hot rolled	3 858 331	22 633 556	2 124 038	15 745 662
7208510000	Flat-rolled iron/nas,width>600 mm,of a thickness>10 mm,hot rolle	27 231 786	425 158 543	21 395 827	392 168 023
7208520000	Flat-rolled iron/nas, width >600 mm,4,75 < thickness < 10 mm,hot	12 173 925	286 437 000	8 934 882	237 525 149
7208530000	Flat-rolled iron/nas, width >600 mm,3 < thickness < 4,75 mm,hot r	267 066	2 031 092	249 929	2 126 611
7208540000	Flat-rolled iron/nas,hot rolledwidth >600 mm, thickness < 3 mm	217 002	1 156 029	265 172	1 648 447
7208900000	Other Flat-rolled iron/nas	4 949 312	52 085 691	4 011 137	90 139 067
7209150000	Flat-rolled in coils,cold-rolledwidth>600mm,thickness>3 mm	418 556	5 963 895	386 450	5 604 502
7209160010	Flat-roll,in coils,pickled/not,cold-roll1<thick<3mm,600<width<125	11 875 704	164 908 398	9 788 064	147 305 727
7209160090	Flat-roll,in coils,pickled/not,cold-roll1<thick<3mm,width>1250 mn	2 044 681	27 910 208	1 970 334	29 544 051
7209170010	Flat-roll,in coils,pickled/not,cold-roll0.5<thick<1mm,600<width<12	22 232 168	336 404 138	16 831 414	287 841 186
7209170090	Flat-roll,in coils,pickled/not,cold-roll0.5<thick<1mm,width>1250 n	7 098 220	118 700 317	6 392 565	119 626 075
7209181000	Tin-mill blackplate (tmbp),cold-rollof a thickness < 0.5 mm	7 291 545	114 426 115	6 014 478	106 785 577
7209189900	Flat-roll,in coils,pickled/not,cold-roll0.5mm<thick<0.17mm,cont w	29 919 551	434 397 492	19 489 869	325 658 903
7209250000	Flat of iron/non-alloy, not incoil cold rolled, of a thickness >= 3 mn	3 428	7 548 299	21 452	6 961 497
7209260010	Flat of iron/non-alloy, not coil,coldrolled,1mm<thickness<3mm,wi	490	39 842	3 706	106 126
7209260090	Flat of iron/non-alloy, not coil,coldrolled,1 mm<thickness<3mm,w	11 857	174 092	15 415	238 031
7209270010	Flat of iron/non-alloy, not coil,coldrolled,0.5mm=<thickness<1mm,v	0	67 983	0	133 202
7209270090	Oth flat of iron/non-alloy,not in coil,cold rolled,0.5mm =< thicknes	0	330 790	0	1 452 616
7209289000	Flat of iron/nas,not coil,cont bywght<=0.6% of carbon 0.5>thick>0	0	20 848	0	40 443
7209901000	Flat of iron/non-alloy, cold-rolled,corrugated form	280 856	1 166 770	344 041	1 503 576
7209909000	Flat of iron/non-alloy, cold-rolled,other than corrugated form	525	488 456	15 552	745 183
7210111000	Flat-rolled of iron/nas,carbon>=0.6%,plated or coated with tin,thic	225 820	1 972 778	639 410	9 941 043
7210119000	Flat-rolled of iron/nas,carbon< 0.6%,plated or coated with tin,thic	298 110	5 520 056	258 203	21 382 843
7210121000	Flat-rolled of iron/nas,carbon>=0.6%,plated or coated with tin,thic	635 036	8 882 651	764 342	11 712 674
7210129000	Flat-rolled of iron/nas,carbon<0.6%,plated or coated with tin,thic	8 685 370	93 449 353	9 593 120	107 476 571
7210201000	Flat-rolled of iron/nas,carbon>=0.6%plated or coated with lead, th	226 879	2 503 121	359 369	4 062 551
7210209000	Flat-rolled of iron/nas,carbon>=0.6%plated or coated with lead, th	82 901	1 403 056	182 075	2 890 141
7210301100	Flat-rolled of iron/nas,carbon<0.6%plated with elctrolitically,thic	4 160 432	68 933 997	3 591 541	66 118 890
7210301200	Flat-rolled of iron/nas,crbon<0.6%platedwith elctrolitically,1.5mm	88 786	4 616 532	91 828	5 299 541
7210301900	Flat-rolled of iron/nas,crbon<0.6%platedwith elctrolitically,1.5mm	738 881	8 656 233	512 935	7 065 166
7210309100	Flat-roll of iron/nas,crbon>=0.6%platedwith elctrolitically,1.2mm>	1 323 155	6 770 077	1 522 385	7 977 153
7210309900	Flat-roll of iron/nas,crbon>=0.6%platedwith elctrolitically,1.2mm<	771 598	27 354 652	697 123	21 742 938
7210411100	Flat-rolled,iron/nas,othws plated zinccorrugated,thick<=1.2mm,w	0	731	0	5 594
7210411900	Flat-rolled,iron/nas,othws plated zinccorrugated,1.5mm<thick,wg	0	7 843	0	79 461
7210419100	Flat-rolled,iron/nas,othws plated zinccorrugated,1.2mm>=thick,w	0	14 851	0	19 737
7210419900	Flat-rolled,iron/nas,othws plated zinccorrugated,1.2mm<thick,wg	0	1 972	0	13 576
7210491100	Flat-rolld,iron/nas,othws plat zinc-ironnot crrgtd,1.2mm>=thick,w	6 433 789	88 458 562	6 535 421	96 134 809
7210491200	Flat-rolld,iron/nas,othws plat zinc-ironnot crrgtd,1.2mm>=thick,w	5 265 758	65 977 143	4 636 089	63 997 242
7210491300	Flat-rolld,iron/nas,othws plat zinc-ironn-crrgtd,1.2mm<thick<=1.5i	1 160 650	11 718 022	1 149 517	12 107 606
7210491900	Flat-rolld,iron/nas,othws plat zinc-ironn-crrgtd,thick>1.5mm,wght	3 058 417	35 200 292	2 988 510	37 496 873
7210499100	Flat-rolld,iron/nas,othws plat zinc-ironn-crrgtd,1.2mm>=thick,wgh	18 600	116 389	18 005	120 245
7210499900	Flat-rolld,iron/nas,othws plat zinc-ironn-crrgtd,1.2mm<thick,wght	182	1 936 988	338	1 797 635
7210500000	Flat-rolled iron/non-alloy plated withchromium & or chromium oxic	1 893 853	26 635 365	2 110 652	30 365 124
7210611100	Flat-rolld,iron/nas,plated alumnm-zinc,1.2mm>thickness,weight<C	26 205 327	249 742 890	22 501 148	231 949 432
7210611200	Flat-rolld,iron/nas,plated alumnm-zinc,1.2mm<thickness<1.5mm,\	49 380	1 572 102	39 504	1 451 577
7210611900	Flat-rolld,iron/nas,plated alumnm-zinc,1.5mm>thickness,weight<C	3 630	3 378 968	2 977	3 123 472
7210619100	Flat-rolld,iron/nas,plated alumnm-zinc,1.2mm>thickness,weight>=	362 695	362 695	280 324	280 324
7210619900	Flat-rolld,iron/nas,plated alumnm-zinc,1.2mm<=thickness,weight>	49 613	131 169	88 005	235 828
7210691100	Flat-rolld,iron/nas,plated alumnm,1.2mm<=thickness,weight<0.6%	52 120	6 477 745	62 087	7 327 499
7210691200	Flat-rolld,iron/nas,plated alumnm,1.2mm<thickness<1.5mm,weig	0	61 250	0	63 049
7210691900	Flat-rolld,iron/nas,plated alumnm,1.5mm>thickness,weight<=0.6%	28 830	527 563	30 983	664 245
7210699100	Flat-rolld,iron/nas,plated alumnm,1.2mm>thickness,weight>=0.6%	0	35 080	0	45 604
7210699900	Flat-rolld,iron/nas,plated alumnm,1.2mm<=thickness,weight>=0.6	7 316	465 549	21 603	702 781
7210701000	Flat-rollof iron/nas,painted, varnished,coated plastics,carbon<0.6%	11 953 502	120 126 167	12 736 175	139 777 817
7210709000	Flat-rollof iron/nas,painted, varnished,coated plastics,carbon<0.6%	948 201	9 123 460	902 205	11 651 737
7210901000	Flat-rollof iron/nas,plated,coated othmetal,carbon<0.6%,thick<=1.	1 253 420	5 893 742	1 354 748	6 780 678
7210909000	Flat-rollof iron/nas,plated,coated othmetal,carbon<0.6%,thick>1.5	27 409	1 699 915	57 008	3 998 157
7211131000	Roll-on 4 face/in clod box,HR,notclad,hoop&strip,150 mm<width	0	54 364	0	84 583
7211139010	Roll-on 4 face/in clod box,HR,notclad,crrgtd,crbn<0.6%,thick<=4	0	3 149	0	4 960
7211139090	Roll-on 4 face/in clod box,HR,notclad,crrgtd,crbn>=0.6%,thick<=	3 241	507 611	4 434	865 013
7211141100	Flatroll,iron/nas,HR,notclad,hoop&strip,4.75mm<=thick<=10mm,v	232 326	3 713 596	384 465	3 534 866
7211141900	Oth flatroll,iron/nas,HR,notclad,4.75mm<=thick<=10mm	2 702	2 100 513	4 238	4 023 496
7211142100	Flatroll,iron/nas,HR,notclad,hoop&strip,thick>10mm,width<=400	0	53 872	0	63 490
7211142900	Oth flatroll,iron/nas,HR,notclad,thick>10mm	46	12 228	72	18 159
7211191100	Flatroll,iron/nas,HR,notclad,hoop&strip,4.75mm>thick>=2mm,wid	200 701	1 670 453	262 642	2 093 347
7211191200	Flatroll,iron/nas,HR,notclad,corrugted,4.75mm>thick>=2mm,crbo	0	4 541	0	10 571
7211191900	Oth flatroll,iron/nas,HR,notclad,4.75mm>thick>=2mm	296 450	6 007 337	333 535	5 351 240
7211192100	Flatroll,iron/nas,HR,notclad,hoop&strip,thick<2mm,width<=400	0	534 678	0	440 584
7211192900	Flatroll,iron/nas,HR,notclad,2mm>thick>0.17mm	0	77 334	0	90 942

I.3. IMPOR MENURUT KOMODITI / IMPORT BY HS COMMODITY
***** DESEMBER/DECEMBER 2012 *****

HS	Uraian Komoditi Commodity Description	Berat Bersih / Net Weight (Kg)		Nilai / Value C.I.F (US\$)	
		Bulan ini Current Month	Kumulatif Cum.Jan. to date	Bulan ini Current Month	Kumulatif Cum.Jan. to date
7211232000	Flatroll,iron/nas,CR,notclad,crbon<0.25%hoop&strip,width<=400n	266 484	4 926 496	631 009	6 572 373
7211239090	Oth flatroll,iron/nas,CR,notclad,crbon<0.25%	20 243	193 639	26 622	211 199
7211292000	Flatrol,iron/nas,CR,notclad,crbon>=0.25%hoop&strip,width<=400r	334 100	3 767 117	903 023	9 451 662
7211293000	Flatrol,iron/nas,CR,notclad,crbon>=0.25%thickness<=0.17mm	0	4 383	0	57 108
7211299000	Oth flatroll,iron/nas,CR,notclad,crbon>=0.25%	22 687	607 288	20 991	1 125 217
7211901000	Oth Hoop&strip iron/not alloy,not clad width < 400mm	0	123 919	0	130 036
7211902000	Oth flat-rolled iron/not alloy,not cladcorrugated, carbon < 0,6%	0	1 367	0	9 083
7211903000	Oth flat-rolled iron/not alloy,not cladthickness <= 0.17 mm	0	1	0	23
7211909000	Oth flat-rolled iron/not alloy,not cladthickness > 0.17 mm	134 101	2 113 336	239 245	4 215 123
7212101000	Flat-rolled,iron/nas,plated w/ tin,clad,width<=400mm,hoop&strip	15 793	77 144	18 951	99 611
7212109100	Flat-rolled,iron/nas,plated w/ tin,clad,400mm<width<600mm,car	20	20	1 653	1 653
7212109900	Flat-rolled,iron/nas,plated w/ tin,clad,400mm<width<600mm,car	408 349	2 654 922	388 454	1 020 826
7212201000	Flat-rolled,iron/nas,electrolytclly zinc,width<=400mm,hoop&strip	274 259	3 629 911	336 822	4 008 114
7212202000	Flat-rolled,iron/nas,electrolytclly zinc,width<=400mm,carbon<0.6%	160	20 665	2 117	139 688
7212209000	Oth flat-rolled,iron/nas,electrolytclly zinc	170 831	3 917 196	410 265	6 459 760
7212301000	Flat-rolled,iron/nas,plated zinc,clad,width<=400mm,hoop&strip	416 915	3 382 847	491 790	3 891 742
7212302000	Flat-rolled,iron/nas,plated zinc,clad,carbon<0.6%,thick<=1.5mm	5 627	82 132	5 514	83 688
7212309100	Flat-rolled,iron/nas,plated iron-zinc,carbon<0.04%,thick<=1.5mm,	0	12 272	0	82 654
7212309900	Flat-rolled,iron/nas,plated iron-zinc,carbon>=0.04%,thick<=1.5mr	14 410	359 904	14 122	338 501
7212401000	Flat-rolled,iron/nas,coated plastic,painted,varnished,hoop&strip,w	378 599	4 789 211	446 764	7 240 370
7212402000	Flat-rolled,iron/nas,coated plastic,painted,varnished,thick<=1.5mr	104 545	2 240 875	113 338	2 727 913
7212409000	Flat-rolled iron/not alloy, other shape,painted, varnished/coated v	1 232 036	23 381 715	1 889 900	36 325 504
7212501100	Hoop,strip iron/not alloy, width<400 mm,coated with chromium	207 663	1 161 532	186 480	1 019 635
7212501900	Flat-rolled iron/not alloy, otherwiseplated or coated	52 959	304 773	203 821	1 822 190
7212502100	Hoop,strip iron/not alloy, width<400 mm,coated with aluminium-z	13 433	1 310 099	17 579	1 473 543
7212502900	Flat-rolled iron/not alloy, otherwiseplated or coated	0	20	0	10
7212509100	Other hoop,strip iron/not alloy, width<400 mm	267	53 228	2 328	12 971
7212509200	Other flat-rolled iron/not alloy,carbon<0,6%, thick > 1.5 mm	0	666 057	0	2 917 475
7212509900	Flat-rolled iron/not alloy, otherwiseplated or coated	155 865	1 163 363	187 328	728 641
7212601000	Hoop,strip iron/not alloy, clad width< 400mm	72 368	834 768	393 058	4 811 825
7212609000	Flat-rolled iron/not alloy, clad	78 246	2 041 806	77 866	2 330 217
7213100000	Containing indentations,ribs,grooves ofcircular crosssection <= 50	2 350	1 018 142	5 767	1 020 064
7213200000	Other bars, rods, hot-rolled , in irreg.of free-cutting steel	114 075	3 498 836	211 128	4 871 566
7213911000	Bar,hot-roll,irreg. wound coil,iron/non-alloy steel,less 14mm,for sc	316 046	5 800 512	221 232	4 594 016
7213912000	Bar,hot-roll,irreg. wound coil,iron/non-alloy steel,less 14mm,for cr	0	4 503 769	0	3 484 698
7213919000	Oth Bar,hot-roll,irreg. wound coil,iron/non-alloy steel,oth free-cut	7 819 354	117 676 196	6 337 133	101 500 148
7213991000	Oth Bar,hot-roll,irreg. wound coil,iron/steel,less 14mm,oth use,for	55 543	947 952	66 746	939 563
7213999000	Oth Bar,hot-roll,irreg. wound coil,iron/non-alloy steel,circular less	787 435	15 919 283	721 891	18 132 554
7214101100	Oth bars,rods of iron, non-alloy steelforged,carbon<0.6%,circlr cro	554 110	6 116 568	619 860	6 208 566
7214101900	Oth bars,rods of iron, non-alloy steelforged,carbon<0.6%,not circlu	44 637	1 115 648	86 921	1 900 559
7214102100	Oth bars,rods of iron, non-alloy steelforged,carbon>=0.6%,circlr cr	21 378	24 510 360	72 917	11 687 526
7214102900	Oth bars,rods of iron, non-alloy steelforged,carbon >= 0.6%,not cir	496 822	993 752	129 370	1 594 405
7214203100	Cont. indentation,rib,groove,carbon<0.6%circ. cross-section,for co	0	1 137 316	0	955 557
7214203900	Cont. indentation,rib,groove,carbon<0.6%circ. cross-sect. not for c	0	1 921 258	0	1 623 376
7214204900	Cont. indentation,rib,groove,carbon<0.6%not circ.cros.sec.not for	0	10 553	0	13 738
7214205100	Cont.indentation,rib,groove,carbon>=0.6%circ. cross-section,for cr	0	581	0	11 163
7214205900	Cont.indentation,rib,groove,carbon>=0.6%circ. cross-sect. not for	0	44 596	0	38 497
7214206100	Cont.indentation,rib,groove,carbon>=0.6%not circ. cross-sect. for	0	15	0	436
7214206900	Cont.indentation,rib,groove,carbon>=0.6%not circ.cros.sec.not for	91 306	675 683	56 688	450 292
7214300000	Other bars & rods, not forged, of free-cutting steel	128 886	1 888 542	152 352	2 720 954
7214911010	Concrete steel, hot-rolled,hot-drawn ,hot-extruded, carbon < 0.6%	3 532 786	41 441 980	2 315 394	31 231 456
7214911020	Shaft bars, manganese steel, hot-rolled,hot-drawn, hot-extruded, i	112 933	1 341 546	293 208	3 908 426
7214911090	Other bars & rods, hot-rolled,hot-drawnor hot-extruded, carbon <	264 137	4 374 712	246 841	3 895 823
7214912010	Concrete steel, hot-rolled,hot-drawn ,hot-extruded, carbon >= 0.6	4 257	15 120	34 391	63 307
7214912020	Shaft bars, manganese steel, hot-rolled,hot-drawn, hot-extruded, i	307	28 114	2 478	282 006
7214912090	Other bars & rods, hot-rolled,hot-drawnor hot-extruded, carbon >	143 690	3 883 188	136 216	5 496 122
7214991010	Carbon,oth than of circular cross-section: concrete steel	0	520 203	0	458 063
7214991020	Carbon, other than of circular cross-section:shaft bars; manganese	34 497	750 153	134 975	2 939 628
7214991090	Oth. carbon, other than of circularcross-section	635	418 067	2 524	341 722
7214999010	Oth. carbon, other than of circularcross-section concrete steel	0	1 411 339	0	1 891 722
7214999020	Oth. carbon, other than of circularcross-sect:shaft bars; manganes	5 007 172	60 451 522	6 027 439	71 198 053
7214999090	Oth.Than Concrete steel, Shaft bars,manganese steel	170 939	2 285 522	559 755	3 393 605
7215100000	Oth bars & rods of iron/non-alloy steelfree-cutting steel,cold-form	221 656	5 007 117	587 107	10 006 800
7215501000	Oth bars & rods of iron/non-alloy steelcontaining by weight 0.6% c	622 546	5 514 217	382 605	3 070 895
7215509100	Oth bars & rods of iron/non-alloy steel,cont.carbon <0.6%,for conc	0	78 669	0	113 987
7215509900	Oth bars & rods of iron/non-alloy steel,cont.carbon<0.6%,not for c	379 196	3 912 050	684 277	6 435 929
7215901000	Oth Mangan steel/shaft bars,containingby weight less than 0.6% o	33 980	143 455	73 396	274 784
7215909000	Manganese steel/shaft bars,containing byweight less than 0.6% of	360 617	9 772 548	392 092	24 151 336
7216100000	U, i or h sections, not further workedthan hot-rolled, of a height <	291 073	5 104 314	406 254	9 685 671
7216210000	L section of iron/non-alloy steel, notworked than hot-rolled,of a h	270 385	5 846 633	258 471	5 614 937
7216220000	T section of iron/non-alloy steel, notworked than hot-rolled,of a h	0	490 218	0	392 074

I.3. IMPOR MENURUT KOMODITI / IMPORT BY HS COMMODITY
***** DESEMBER/DECEMBER 2012 *****

HS	Uraian Komoditi Commodity Description	Berat Bersih / Net Weight (Kg)		Nilai / Value C.I.F (US\$)	
		Bulan ini Current Month	Kumulatif Cum.Jan. to date	Bulan ini Current Month	Kumulatif Cum.Jan. to date
7216310000	U, I or H sections, not further workedU sections	405 363	6 978 899	313 778	6 765 184
7216320000	U, I or H sections, not further workedI sections	1 118 959	18 709 920	633 716	15 827 710
7216330000	U, I or H sections, not further workedH sections	2 807 492	44 540 843	2 422 606	39 909 548
7216400000	L/T sect,not further work than hot-rollhot-drawn/extrud,a height c	3 280 933	69 434 400	2 417 240	54 447 025
7216501000	Oth angles,shapes§ions,not further of a height of less than 80	127 357	3 838 471	142 128	4 024 756
7216509000	Oth angles, shapes & sect,not further of a height of more than 80 r	1 483 055	32 826 277	1 336 064	34 242 005
7216610000	Angles,shapes§ions,not worked thancold-formed,obtain from	4 764	18 347	13 287	56 359
7216690000	Angle,shape§,not workthan cold formoth than obtain from fla	431 221	4 309 418	611 546	5 685 043
7216910000	Oth angles,shapes§,not further workcold form/finish from fla	655	885 077	25 625	1 063 090
7216990000	Oth angles,shapes§,not further workoth than cold form/finish	681 682	16 400 973	729 740	16 948 455
7217101000	Wire of iron/non-alloy steel,not platd/coated,cont.carbon < 0.25%	1 412 970	12 899 728	650 814	5 448 176
7217102200	Wire: bead,flat hard steel reed,prestresconcrete steel,0.25%>cont	91 982	2 444 353	144 311	3 980 600
7217102900	Other wire of iron or non-alloy steel,not plate/coated, 0.25% =< ca	2 072 734	18 086 790	2 803 234	18 931 047
7217103110	Prestressed concrete steel wire,contain carbon>=0.6% by weight	1 273	1 514 178	11 440	1 428 372
7217103190	Wire: spokes,bead,reed,free cut.steelcontain carbon>=0.6% by we	495 856	5 942 110	635 702	7 383 312
7217103900	Other wire of iron or non-alloy steel,not plated/coated, cont. carb	1 390 613	10 388 232	1 413 298	11 959 522
7217201010	Wire of iron/non-alloy steel,plated w/zinc > 240gr/m2, cont.carbo	92 000	7 463 389	85 100	7 299 342
7217201090	Wire of iron/non-alloy steel,plated w/zinc <= 240gr/m2, cont.carb	1 329 186	11 152 318	535 296	4 516 847
7217202000	Wire of iron/non-alloy steel,plated w/zinc,cont.carbon>0.25% & <	12 200	197 839	70 881	657 314
7217209100	High carbon steel core wire,for almniumconductors steel reinforce	575	1 102 707	62 924	2 094 385
7217209900	Oth than high carbonsteel core wire,foraluminium conduct steel re	27 623	3 364 119	229 565	7 079 961
7217301900	Wire of iron/non-alloy steel,plated orcoated with out tin,cont.cark	0	26 225	0	44 826
7217302100	Wire of iron/non-alloy steel,plated orcoated with tin,cont.0.25% >	0	6 178	0	39 959
7217302900	Wire of iron/non-alloy steel,plated orcoated w/out tin,cont.0.25%	0	13 815	0	115 101
7217303110	Copper alloy coated w/brass of pneumaticrubbers tyre	1 708 958	24 969 173	2 345 258	37 908 256
7217303190	Copper alloy coated with other copperalloys of pneumatic rubbers	708 960	7 386 318	921 870	10 134 257
7217303200	Wire of iron/non-alloy steel,plated/coatwith tin, cont.carbon>=0.6	313	1 070	2 192	7 537
7217303900	Wire of iron/non-alloy steel,plated/coatwi/out tin & copper, cont.	108 291	2 643 124	319 531	4 259 243
7217901000	Oth wire iron/non-alloy steel,plate/coatwith other metals, 0.25%<	183 991	564 377	270 680	954 177
7217909000	Oth wire iron/non-alloy steel,plate/coatwith other metals, 0.25%>	13 466	403 381	327 896	2 748 563
7218100000	Ingots & oth primary forms of stainlesssteel	9 598	537 856	54 006	2 068 167
7218910000	Semi-finished prod.of stainless steel ofrectangulr (not square) cro	26 194	340 987	33 191	368 507
7218990000	Oth semi-finished prod.of stainlesssteel	356 690	3 366 022	2 806 581	30 496 817
7219110000	Flat-roll prod of stainless steel,hotrolled,in coil of a thick exceed 10	66 143	1 616 531	330 964	5 743 435
7219120000	Flat-roll prod of stainless steel,hotroled,in coil of a 4.75mm=<thick	227 550	6 109 808	510 120	11 861 428
7219130000	Flat-roll prod of stainless steel,hotrolled,in coil of a 3mm<=thick<=	4 288 175	62 011 062	7 913 591	116 078 075
7219140000	Flat-roll prod of stainless steel,hotrolled,in coil of a thickness<=3m	5 738 866	55 892 316	8 625 044	83 488 718
7219210000	Flat-roll prod of stainless steel,hotrolled,not in coil of a thick > 10n	496 510	8 863 803	1 160 044	20 247 332
7219220000	Flat-roll prod of stainless steel,hotroll,not in coil of 4.75mm=<thick	1 269 856	13 321 855	2 738 119	32 462 448
7219230000	Flat-roll prod of stainless steel,hotroll,not in coil of a 3mm<=thick<	1 190 871	10 316 989	2 878 991	25 789 413
7219240000	Flat-roll prod of stainless steel,hotrolled,not in coil of a thickness<	55 787	1 447 369	97 728	2 427 694
7219310000	Flat-rolled prod.of stainless steel,cold rolled, of a thickness >= 4.75	118 631	584 614	294 198	1 457 245
7219320000	Flat-rolled prod.of stainless steel,cold rolled, 3 mm =< thickness <	142 777	2 851 411	388 384	7 396 758
7219330000	Flat-rolled prod.of stainless steel,cold rolled, 1 mm < thickness < 3	752 622	18 846 371	1 629 124	38 521 712
7219340000	Flat-rolled prod.of stainless steel,cold rolled, 0.5 mm =< thickness	1 420 938	16 659 470	2 810 049	33 387 675
7219350000	Flat-rolled prod.of stainless steel, ofa thickness < 0.5 mm	1 212 425	12 745 676	2 111 200	26 040 577
7219900000	Oth flat-roll prod.of stainless steel,thick>=1.5mm & <125mm patte	155 415	4 335 575	180 953	5 128 838
7220111000	Hoop & strip of stainless steel, hotrolled,of a thick >= 4.75 mm,wid	104 954	1 035 982	179 418	1 852 506
7220119000	Hoop & strip of stainless steel, hotroled,of a thick >= 4.75 mm,wid	55 847	719 011	49 192	1 833 581
7220121000	Hoop & strip of stainless steel, hotrolled,of a thick < 4.75 mm,wid	3 325	181 291	16 764	769 066
7220129000	Hoop & strip of stainless steel, hotrolled,of a thick < 4.75 mm,wid	130 504	1 838 968	848 342	11 278 537
7220201000	Hoop & strip of stainless steel, coldrolled, width < 400mm	125 775	1 809 252	494 235	7 777 454
7220209000	Hoop & strip of stainless steel, coldrolled, width>400mm	414 012	4 126 078	606 908	7 253 352
7220901000	Hoop & strip of stainless steel, notcold rolled, width < 400mm	21 672	338 114	393 551	4 657 579
7220909000	Hoop & strip of stainless steel, notcold rolled, width > 400mm	173 960	8 072 131	674 122	16 178 722
7221000000	Bars & rods, hot-rolled,in irregularlywound coils, of stainless steel.	3 073 881	20 422 258	959 044	7 344 513
7222110000	Bars,rods, hot-rolled, in irregularly ofcircular cross-section	190 047	3 826 612	452 983	7 742 757
7222190000	Bars,rods, hot-rolled, in irregularly ofnot circular cross-section	364 593	10 097 269	437 674	13 420 975
7222201000	Bars,rods, cold-formed or cold-finishedof circular cross-section	137 494	1 510 952	712 887	6 465 870
7222209000	Bars,rods, cold-formed or cold-finishedof not circular cross-section	219 166	3 807 887	1 066 966	12 013 390
7222301000	Other bars and rods of circular cross-section	3 798	796 390	4 245	1 093 181
7222309000	Other bars and rods of not circularcircular cross-section	236 274	3 950 176	378 900	7 294 621
7222401000	Angles,shapes§ions,not further workthan hot-rolled,hot-draw	137 851	806 279	413 254	2 023 350
7222409000	Angles,shapes§ions, further workedthan hot-rolled,hot-drawr	278 792	1 772 649	285 880	3 060 655
7223000000	Wire of stainless steel having a cross-sectional dimension exceedir	1 025 694	10 713 856	3 684 768	45 589 391
7224100000	Ingots & oth primary forms of oth alloysteel	96 715	1 771 668	150 387	2 883 788
7224900000	Semi-finished prod. of oth alloy steel	247 171	47 885 502	849 246	56 549 935
7225110000	Grain-oriented of silicon-elect steel awidth of 600 mm or more.	860 452	19 608 794	1 527 485	41 707 897
7225190000	Oth than Grain-orient of silicon-electsteel a width of 600 mm or m	1 234 784	22 390 432	1 199 320	25 451 014
7225301000	Flat-roll high speed steel,width>=600mm,not further worked than	0	5 031 468	0	3 725 365
7225309000	Flat-roll not high speed steel,w.>=600mmnot further worked than	2 958 168	30 447 685	2 787 183	31 566 058

I.3. IMPOR MENURUT KOMODITI / IMPORT BY HS COMMODITY
***** DESEMBER/DECEMBER 2012 *****

HS	Uraian Komoditi Commodity Description	Berat Bersih / Net Weight (Kg)		Nilai / Value C.I.F (US\$)	
		Bulan ini Current Month	Kumulatif Cum.Jan. to date	Bulan ini Current Month	Kumulatif Cum.Jan. to date
7225401000	Flat-roll high speed steel,width>=600mm,not further work th hot-r	5 769 497	55 853 903	3 919 237	42 884 510
7225409000	Flat-roll not high speed steel,w.>=600mmnot further work th hot-r	2 751 419	57 160 318	3 062 007	84 517 015
7225501000	Flat-roll high speed steel,width>=600mm,not further worked than	57 607	1 240 599	347 019	2 420 479
7225509000	Flat-roll not high speed steel,w.>=600mmnot further worked than	2 972 611	29 287 540	2 681 258	28 595 479
7225911000	Oth flat-roll high speed steel,w.>=600mmelectrolytically plated/cc	0	3 681 146	0	2 604 174
7225919000	Oth flat-roll not hi.sped stel,w.>=600mmelectrolytically plated/coa	137 631	5 298 388	211 581	7 812 798
7225921000	Oth flat-roll high speed steel,w.>=600mmotherwise plated or coat	0	1 503 098	0	1 523 571
7225929000	Oth flat-roll not hi.sped stel,w.>=600mmotherwise plated or coate	2 835 661	30 618 494	5 463 817	30 678 038
7225991000	Oth flat-roll high speed steel,w.>=600mmotherwise plated or coat	0	98 223	0	181 162
7225999000	Oth flat-roll not hi.sped stel,w.>=600mmotherwise plated or coate	3 104 177	57 619 036	2 763 451	51 535 635
7226111000	Hoop & strip, grain-oriented of siliconelectrical steel, of a width <=	46 680	1 336 661	126 333	3 717 760
7226119000	Hoop & strip, grain-oriented of siliconelect steel, of a width >400 r	437 380	8 403 157	1 155 714	22 463 529
7226191000	Hoop,strip,oth than grain-orient ofsilicon elect steel,of a width<=	24 398	500 505	170 360	1 824 048
7226199000	Hoop,strip,oth than grain-orient ofsilicon elect steel,of width>400i	45 154	2 991 742	95 825	6 088 514
7226201000	Hoop & strip of high speed steel of awidth <= 400 mm	0	10 084	0	75 875
7226209000	Hoop & strip of high speed steel of awidth > 400 mm, < 600mm	84	23 212	895	85 313
7226911000	Hoop,strip of oth alloy steel,hot rolledof a width <= 400 mm	161 091	822 443	265 308	1 687 782
7226919000	Hoop,strip of oth alloy steel,hot rolledwidth >400 mm, <=600mm	283 603	9 776 967	503 162	9 139 273
7226921000	Hoop,strip of oth alloy steel, coldrolled, of a width <= 400 mm	27 760	226 347	47 661	528 729
7226929000	Hoop,strip of oth alloy steel, coldrolled, width >400 mm, <= 600m	825 366	16 542 947	412 031	9 624 784
7226991100	Hoop & strip of oth alloy steel, width<= 400 mm,not further work	647	6 982	1 097	38 305
7226991900	Not hoop&strip of oth alloy steel, width<= 400 mm,not further wo	14 337	190 057	77 515	538 554
7226999100	Hoop&strip of oth alloy steel, w.>400mm&<= 600mm,plated/coat	2 715	5 319	7 059	17 663
7226999900	Hoop&strip of oth alloy steel, w.>400mm&<= 600mm,plated/coat	158 197	2 304 859	195 926	3 090 008
7227100000	Bars & rods, hot-rolled, in irregularlywound coils, of high speed ste	147	116 658	360	57 515
7227200000	Bars & rods, hot-rolled, in irregularlywound coils, of silico-mangan	454 766	19 582 662	334 834	14 541 037
7227900000	Oth bars & rods, hot-rolled, inirregularly wound coils	32 987 032	299 853 817	19 628 406	209 601 093
7228101000	Bars & rods, of high speed steel, ofcircular a cross-section	17 645	2 266 223	102 751	3 256 532
7228109000	Bars & rods, of high speed steel,not ofcircular a cross-section	40 766	1 222 937	306 115	3 914 090
7228201100	Bars&rods,silico-mangan steel,circular across-section,hot-roll/drav	0	400 855	0	440 602
7228201900	Bars&rods,silico-mangan steel,circularcross-section,not hot-roll/dr	1 910 112	13 253 447	1 859 621	13 657 234
7228209100	Bar&rod,silico-mangan steel,not circularcross-section,hot-roll/drav	0	342 058	0	496 744
7228209900	Bar&rod,silico-mangan steel,not circularcross-section,not hot-roll/	104 061	2 709 584	335 953	7 231 693
7228301000	Oth bars&rods,of silico-manganese steelof circular cross-section	7 755 490	145 119 200	8 672 420	162 038 694
7228309000	Oth bars&rods,of silico-manganese steelnot of circular cross-secti	11 371 365	97 649 418	10 826 215	116 786 511
7228401000	Oth bars,rods,not further worked thanforget, of circular cross-sect	86 821	1 043 174	294 633	2 338 944
7228409000	Oth bars,rods,not further worked thanforget, not of circular cross-	375 061	8 456 313	469 945	13 342 773
7228501000	Oth bars,rods,not formed/cold finishedof circular cross-section	334 846	4 490 619	981 183	15 503 909
7228509000	Oth bars,rods,not formed/cold finishednot of circular cross-section	445 260	6 319 004	895 570	11 359 429
7228601000	Other bars and rods : of circular cross-section	144 700	2 948 876	374 813	5 747 185
7228609000	Other bars and rods : not of circularcross-section	1 289 681	16 053 246	883 593	15 267 858
7228701000	Angles,shapes§ions,oth bars&rods,cross-section,hot-roll/drav	34 494 216	286 895 271	20 299 175	189 399 370
7228709000	Angles,shapes§ions,oth bars&rods,cross-section,not hot-roll/c	8 584 184	61 581 966	5 136 668	30 383 456
7228801100	Hollow drill bars,rods, weight >=0.6% ofcircular cross-section	0	125 482	0	2 662 124
7228801900	Hollow drill bars,rods, weight >=0.6%not of circular cross-section	58	8 713	1 258	191 258
7228809000	Oth. Hollow drill bars and rods	417 149	7 592 566	1 810 432	13 140 755
7229200000	Wire of silico-manganese steel	392 879	8 215 062	529 424	11 366 617
7229901000	Wire of other alloy steel. of high speedsteel	170 467	6 620 250	213 709	5 898 221
7229909010	Wire of other alloy steel. not of highspped steel,chromium>=0.5%	673 679	7 245 999	1 659 837	16 642 801
7229909090	Wire of other alloy steel. not of highspped steel,chromium<0.5%	2 323 393	24 633 797	3 257 274	45 593 336
7301100000	Sheet piling of iron or steel	5 670 406	32 926 047	4 131 633	27 102 644
7301200000	Angles, shapes and sections of iron orsteel	220 516	1 440 520	231 619	2 454 028
7302100000	Rails of iron or steel	10 361 907	55 603 155	12 000 140	71 101 141
7302300000	Switch-blades, crossing frogs,point rodsand other crossing pieces	368 138	3 386 329	1 007 812	11 412 910
7302400000	Fish-plates and sole plates of iron orsteel	139 408	4 134 329	220 700	4 971 107
7302901000	Sleepers, of iron or steel	36	417 474	5 586	805 192
7302909000	Other than sleepers, of iron or steel	230 693	4 425 824	1 315 156	10 211 883
7303001100	Hubless tubes and pipes	97 622	2 739 193	165 979	21 548 373
7303001900	Tubes and pipes with hub	121 743	16 256 159	397 394	9 242 788
7303009010	Hollow profiles, of cast iron with anexternal diameter < =100 mm	83 139	2 286 803	111 602	2 792 276
7303009090	Hollow profiles, of cast iron with anexternal diameter > 100 mm	3 614 474	28 471 769	6 325 024	66 566 938
7304110000	Tubes, pipes and hollow profiles,seamless, of stainless steel	563 069	16 060 309	1 096 022	56 674 326
7304190000	Oth.tube,pipe&hollow profile,seamless,line pipe of a kind use for c	18 876 267	236 095 965	24 872 172	300 347 572
7304220010	Oth.tube,pipes&hollow profile,seamless,unfinished drill pipe (gree	38 311	5 791 442	269 704	10 134 788
7304220090	Oth.tube,pipes&hollow profile,seamless,unworked pipe end	38 200	2 632 209	87 450	9 667 047
7304230010	Unfinished drill pipe (green pipe) withyield strength less than 75,0i	75 929	1 543 774	302 076	2 744 999
7304230090	Oth. unfinished drill pipe (green pipe)	486 917	5 865 291	3 646 989	27 162 866
7304240010	Unfinsh case&tube, yield strgh<75000Psioth.of stanlss stel for drill	4 240	687 062	15 381	1 951 592
7304240090	Oth.unfinish casetube&unworked pipe endwith yield strength less	309	1 035 416	57 875	9 273 552
7304290010	Unfinsh casetube&unworked pipe end withyield strength less tha	18 876 793	275 930 626	29 483 245	433 118 989
7304290090	Oth.unfinsh casetube&unworked pipe endwith yield strength less	12 200 471	119 095 292	25 055 055	245 133 911

I.3. IMPOR MENURUT KOMODITI / IMPORT BY HS COMMODITY
***** DESEMBER/DECEMBER 2012 *****

HS	Uraian Komoditi Commodity Description	Berat Bersih / Net Weight (Kg)		Nilai / Value C.I.F (US\$)	
		Bulan ini Current Month	Kumulatif Cum.Jan. to date	Bulan ini Current Month	Kumulatif Cum.Jan. to date
7304311000	Drillrod casing&tubing,w/pin&box thread,cold-drawn/rolled,circul	16 142	659 344	35 787	1 709 538
7304312000	High-pressure pipe,cold-drawn/rolled,circular cross-section,iron/a	51 799	166 045	157 662	567 624
7304314000	Circular cross-section,iron/non-alloysteel,diameter<140mm&carb	66 362	192 094	118 446	270 911
7304319000	Circular cross-section,iron/non-alloysteel,diameter>=140mm&carb	1 362 328	20 821 504	3 155 821	46 665 450
7304392000	Oth circ.cross-section,iron/non-alloy,high-pressure pipe	19 106	352 332	57 439	884 584
7304394000	Oth circ.cross-section,iron/non-alloy,steel,diameter<140mm&carb	13 550	575 703	41 804	1 094 947
7304399000	Oth circ.cross-section,iron/non-alloy,steel,diameter>=140mm&carb	1 408 454	29 675 208	3 631 180	62 840 112
7304410000	Cold-drawn or cold-rolled (cold-reduced)stainless steel	257 542	4 050 383	909 105	17 701 244
7304490000	Oth. Cold-drawn or cold-rolled (cold-reduced) stainless steel	410 366	5 650 892	1 465 372	19 368 853
7304511000	High press. conduits,of circular cross-sect.of oth alloy steel,cold ro	8 584	170 034	132 551	1 289 538
7304519000	Oth tubes/pipes/hollow profiles,seamlesscold rolled,crclr c-s of otl	32 873	755 029	287 796	2 979 079
7304590000	Oth.Drill rod casing&tubing with pin§.of oth alloy steel,cold rc	516 797	18 277 786	1 461 269	86 150 244
7304901000	Oth tubes/pipes/hollow profiles,seamlesshigh-pressure pipe	45 224	451 099	256 289	2 404 339
7304903000	Oth tubes/pipes/hollow profiles,seamlesssteel,diameter<140mm&	15 217	233 817	35 513	544 594
7304909000	Oth tubes/pipes/hollow profiles,seamlesssteel,diameter>=140mm	474 991	5 830 950	1 010 169	14 089 391
7305110000	Lines pipe, for oil or gas longitudinalsubmerged arc welded of iron	35 991 981	293 846 782	57 444 558	460 313 849
7305121000	Electric Resistance Welded (FRW), usedfor oil/gas pipe,external di	301 302	1 355 055	287 165	1 384 098
7305129000	Oth longitudinally welded, used for oilor gas pipe, external diamet	1 875	1 017 430	1 250	13 771 745
7305191000	Oth line pipe iron/steel for oil,exter.diam.>406.4mm,spiral/helical	202 287	1 012 812	217 035	1 415 656
7305199000	Oth line pipe iron/steel for oil,exter.diam.>406.4mm,not spiral/he	3 606 064	10 117 984	7 959 211	15 278 005
7305200000	Casing of iron/steel used in drillingfor oil/gas external diameter 40	3 111 180	15 315 524	5 178 601	26 655 168
7305311000	Lines pipe, for oil or gas longitudinall welded, stainless steel pipes&	6 614	241 098	35 881	1 019 454
7305319000	Lines pipe, for oil or gas longitudinall welded,not stainless steel pip	27 841	369 348	191 407	1 872 099
7305391000	Oth.lines pipe,for oil/gas longitudinall welded,high-pressure pipe	2 290	17 158	41 471	323 133
7305399000	Oth.lines pipe,for oil/gas longitudinall welded,not high-pressure pip	0	6 757	0	10 299
7305900000	Oth.lines pipe,for oil/gas longitudinall oth.stainless steel pipes & tu	25 384	276 066	2 955 818	3 798 234
7306111000	Line pipe,use for oil/gas pipeline,weldeo of stainless steel,Electric Re	51 690	436 201	397 808	2 319 493
7306119000	Line pipe,use for oil/gas pipeline,weldeo of other steel	5	3 019 343	180	9 140 784
7306191000	Oth line pipe use for oil/gas pipe weldeo th stainless steel,electron	125 176	21 214 364	138 126	24 989 698
7306192000	Oth line pipe use for oil/gas pipe weldeo th stainles stel,spiral/helic	0	566 834	0	1 516 933
7306199000	Oth line pipe use for oil/gas pipe weldeo th stainles stel,not ERW&	122 346	1 773 396	240 468	6 571 235
7306210000	Casing&tubing of a kind use in drillingwelded, of stainless steel	0	107 612	0	588 810
7306290000	Oth.casing&tubing of a kind use in drilling,welded,of stainless stee	439 550	7 478 050	689 518	13 289 659
7306301010	Boilr tube weld,of circular cross-sect ofiron/non ally stel intrnl diam	26 607	627 593	72 353	1 134 148
7306301020	Boilr tube weld,of circular cross-sect ofiron/non ally stel intrnl diam	53 854	762 395	44 436	836 885
7306302010	Boilr tube weld,of single/double walled,coppr plate,intrnl diamtr<	254 766	5 480 896	1 099 980	13 209 469
7306302020	Boilr tube weld,of single/double walled,coppr plate,intrnl diamtr>	71 028	4 615 544	149 162	3 649 604
7306303000	Boilr tube weld,of single/double walled,coppr plate,sheath pipe fo	34 549	95 295	61 594	301 506
7306304010	Oth welded,sircular cross-saction,highpressure pipe,intrnl diamtr<	8 521	11 219	11 244	32 383
7306304090	Oth welded,sircular cross-saction,highpressure pipe,intrnl diamtr>	0	512 515	0	706 155
7306309010	Oth.boilr tube weld,of single/doublewelled,coppr plate,intrnl diamr	377 266	2 077 694	970 497	8 389 264
7306309090	Oth.boilr tube weld,of single/doublewalled,coppr plate,intrnl diamr	2 695 307	22 701 940	3 018 806	31 158 495
7306401010	Oth.weld,of circular cross-section ofweld boilr tube w intrnl diamtr<	0	60 118	0	427 935
7306401020	Oth.weld,of circular cross-section ofweld boilr tube w intrnl diamtr>	22 784	510 256	251 512	1 681 346
7306402000	Welded boiler tubes of stainless steelwith internal diameter >12.5	142 231	2 689 484	410 633	8 681 897
7306403000	St'less steel pipes & tubes welded ofcirclr cross sec. w extrl dmtr>	8 013	95 848	7 502	211 037
7306409000	Oth,not welded of circular cross sect.with internal diameter > 12,5	2 394 377	11 032 788	4 682 956	31 542 354
7306501010	Oth.boilr tube,weld,of circlr cross-sectn,oth alloy steel int.dmtr<=1	23 577	153 800	23 051	470 222
7306501020	Oth.boilr tube,weld,of circlr cross-sectn,oth alloy steel int.dmtr>1	0	1 013 849	0	3 101 552
7306509010	Oth.boilr tube,weld,of circlr cross-high pressure conduits	903	13 942	15 445	208 767
7306509090	Oth.boilr tube,weld,of circlr cross-highpressure conduits	4 296	3 508 782	10 425	7 839 143
7306610010	Oth.boilr tube,weld,square/rectangularcross sectin,with int.diamtr	84	632 559	96	700 689
7306610090	Oth.boilr tube,weld,square/rectangularcross sectin,with int.diamtr	1 349 129	14 213 150	954 653	10 823 368
7306690010	Oth.boilr tube,non circular crss-sectionwith internal diameter<=12,5	0	390	0	6 392
7306690090	Oth.boilr tube,non circular crss-sectionwith internal diameter>12,5	4 699	31 233	3 931	24 831
7306901010	Bundy-weld pipes and tubes,with internaldiameter <= 12,5mm	34 799	43 625	63 590	126 307
7306901090	Bundy-weld pipes and tubes,with internaldiameter > 12,5mm	0	87 157	0	295 876
7306909010	Oth.thn bundy-weld pipes & tubes, withinternal diameter <= 12,5r	14 047	162 284	88 942	1 819 244
7306909090	Oth.thn bundy-weld pipes & tubes, withinternal diameter > 12,5m	923 489	12 315 950	1 909 138	31 427 417
7307111000	Cast fitting of non-malleable cast ironhubless tube or pipe fittings	93 492	492 491	60 932	918 467
7307119000	Cast fitting of non-malleable cast irontube or pipe fittings with hut	14 955	432 629	72 092	2 305 201
7307190000	Cast fitting of other than non-malleablecast iron	77 091	1 713 024	492 121	6 175 807
7307211000	Oth pipe of stainless steel flangesinternal diameter<15cm	119 782	1 113 280	394 988	4 245 089
7307219000	Oth pipe of stainless steel flangesinternal diameter>=15cm	252 434	2 493 838	934 800	11 393 128
7307221000	Oth pipe,stainless steel threaded ellbow,bends&sleeves,internal d	26 320	222 671	425 361	3 072 646
7307229000	Oth pipe,stainless steel threaded ellbow,bends&sleeves,internal d	208 613	1 073 798	1 032 079	7 617 456
7307231000	Oth pipe,stainless steel butt welding,fittings, internal diameter<15	254 113	1 015 333	348 283	4 061 539
7307239000	Oth pipe,stainless steel butt welding,fittings, internal diameter>=1	457 430	3 316 827	2 854 351	22 396 663
7307291000	Oth stainlss steel oth.than flanges,butt welding,threaded elbow,be	34 912	257 547	204 898	2 293 033
7307299000	Oth stainlss steel oth.than flanges,butt welding,threaded elbow,be	1 379 077	6 514 808	5 423 698	44 507 265
7307911000	Oth tube or pipe fittings flanges,internal diameter<15cm	176 685	4 639 472	401 723	8 829 776

I.3. IMPOR MENURUT KOMODITI / IMPORT BY HS COMMODITY
***** DESEMBER/DECEMBER 2012 *****

HS	Uraian Komoditi Commodity Description	Berat Bersih / Net Weight (Kg)		Nilai / Value C.I.F (US\$)	
		Bulan ini Current Month	Kumulatif Cum.Jan. to date	Bulan ini Current Month	Kumulatif Cum.Jan. to date
7307919000	Oth tube or pipe fittings flanges,internal diameter>=15cm	1 673 882	13 710 997	4 394 938	33 579 994
7307921000	Oth tube/pipe fittings threaded elbows,bends&sleeves,internal di	17 900	912 493	479 229	4 397 382
7307929000	Oth tube/pipe fittings threaded elbows,bends&sleeves,internal di	87 865	2 493 506	440 464	11 508 302
7307931000	Oth tube/pipe fittings,butt weldingfittings,internal diameter<15cm	570 882	3 705 690	681 093	5 184 019
7307939000	Oth tube/pipe fittings,butt weldingfittings,internal diameter>=15c	795 537	8 261 274	1 753 990	33 011 712
7307991000	Oth tube/pipe fittings,not butt welding/flanges/elbows,internal di	156 152	3 089 187	722 779	31 124 700
7307999000	Oth tube/pipe fittings,not butt welding/flanges/elbows,internal di	866 969	16 540 488	5 984 469	119 909 680
7308101000	Bridges and bridge sect. w prefab'tedtype joined by shear connect	30 677	2 468 270	52 254	2 499 162
7308109000	Other bridges and bridge sections	549 562	3 299 971	2 288 357	12 370 433
7308201100	Towers with prefabricated modular typejoined by shear connector	0	4 073	0	6 110
7308201900	Other towers	8	28 651 803	385	57 621 098
7308202100	Lattice masts w prefabricated modular type joined by shear connec	0	40 305	0	253 935
7308202900	Other lattice masts	86 371	6 508 880	212 438	11 484 566
7308300000	Doors, windows and their frames & threshold for doors	262 734	1 671 372	470 823	5 731 068
7308401000	Equip. for scaffolding w prefabricatedmodlr type joined by shear c	6 870	142 913	5 267	321 137
7308409000	Other equipment for scaffolding, shuttering, propping or pit propp	866 930	10 788 103	1 088 573	21 198 497
7308902000	Other, prefabricated modular type joinedby shear connectors	4 170 078	12 341 392	39 140 341	47 640 723
7308904000	Oth corrug,curved/bent galv'd plt f ass'bly.into undgrnd conduits&	31 618	386 482	94 113	1 205 971
7308905000	Other structures & parts of structures,rail for ships	0	61 530	0	193 968
7308906000	Other structures & parts of structures,perforated cable trays	4 995	1 416 555	8 302	3 475 840
7308909200	Other structures & parts of structures,guardrails	15	386 591	240	2 280 532
7308909900	Other structures & parts of structures,not guardrails	9 020 753	102 090 323	16 140 731	220 253 537
7309001100	Reservoir,tank,vat&similar,of iron/steel,cap.>300ltr,lined/heat-ins	0	1 558 268	0	9 869 266
7309001900	Reservoir,tank,vat&similar,of iron/steel,cap.>300ltr,not lined/heat	5 476 937	7 112 663	13 845 028	23 629 584
7309009100	Oth reservoi,tank,vat&similar,iron/steel,cap.>300ltr,lined/heat-ins	29 680	299 258	171 922	3 339 527
7309009900	Oth reservoi,tank,vat&similar,iron/steel,cap.>300ltr,not lined/hea	380 524	5 854 465	1 807 259	33 631 664
7310101000	Tank,cask,drum,can,boxe&similar,capacity>50L&<=300L,of tinplat	42 653	956 644	82 815	3 362 443
7310109010	Tank,cask,drum,can,boxe&similar,cap.>50L&<=300L,not tinplate,s	2 885	169 621	26 391	817 735
7310109020	Tank,cask,drum,can,boxe&similar,cap.>50L&<=300L,not tinplate,s	60 761	960 038	75 301	2 378 267
7310109090	Tank,cask,drum,can,boxe&similar,cap.>50L&<=300L,not tinplate,n	400 054	6 228 469	857 715	13 426 826
7310211010	Cans <1L,closed by soldering of iron/steel casting in the rough	189	6 989	1 411	32 400
7310211020	Cans <1L,closed by soldering of iron/steel forging or stamping in	2 522	17 443	8 942	60 523
7310211090	Oth.cans <1L,closed by soldering of iron/steel	34 166	1 645 040	158 075	4 704 279
7310219100	Oth.cans >1L & <50L,closed by solderingof iron/steel	40 342	545 545	173 528	2 123 208
7310219910	Cans >1L & <50L,closed by soldering ofiron/steel casting in the rou	985	2 472	24 536	76 878
7310219920	Cans >1L & <50L,closed by soldering ofiron/steel forging or stampi	2	24 550	333	65 235
7310219990	Oth.cans >1L & <50L,closed by solderingof iron/steel	65 463	548 112	239 485	1 961 213
7310291010	Cans <1L,not soldering of iron/steelcasting in the rough	1	8 897	8	61 606
7310291020	Cans <1L,not soldering of iron/steel forging or stamping in	3	29 572	152	201 558
7310291090	Oth.cans <1L,not soldering of iron/steel	72 198	1 520 035	302 722	5 281 073
7310299100	Oth.cans >1L & <50L,not soldering ofiron/steel	8 069	948 657	30 346	6 095 519
7310299910	Cans >1L & <50L,not soldering of iron/steel casting in the rough	0	1 965	0	44 210
7310299920	Cans >1L & <50L,not soldering of iron/steel forging or stamping in	259	179 515	3 014	867 247
7310299990	Oth.cans >1L & <50L,not soldering ofiron/steel	83 652	631 582	370 210	3 083 508
7311002100	Cont'ners for compressed/liquefied gasseamless stl cylinders, cap	113 672	726 021	233 369	1 549 157
7311002200	Cont'ners for compressed/liquefied gas,seamless stl cylinders,cap.	514 961	7 010 395	775 153	11 504 868
7311002900	Cont'ners for compressed/liquefied gasseamless stl cylinders,capa	188 659	4 639 961	795 273	21 033 137
7311009310	Other containers of iron or steel withcapacity<=7,3L	159 080	954 510	291 040	1 751 662
7311009400	Other containers of iron or steelcapacity>=30L&<110L	32 400	157 180	47 700	243 635
7311009900	Other containers of iron or steelcapacity>=110L	623 584	3 272 544	2 166 128	8 958 326
7312101000	Standed wr,ropes & cables for lockedcoil,flatt'ed strands&non rott	25 335	851 209	176 753	3 571 375
7312102000	Stranded wire,rope&cables by plated /coatd wth brass,& of a nom	530 546	7 561 113	1 080 827	18 254 985
7312109110	Other stranded wire, rope and cablesprestressed concrete strand w	297 253	2 967 257	408 951	4 176 432
7312109190	Other stranded wire, rope and cablesnot prestressed concrete strai	253 192	2 104 478	434 475	4 076 406
7312109900	Stranded wire, rope and cables withstranded wire of diameter of>	953 543	8 411 027	2 047 058	28 203 249
7312900000	Oth stranded wire, rope and cables,plaitd bnds,slings&of ir/stl not	466 996	10 828 202	1 159 045	14 958 387
7313000000	Barbed wr of iron/steel; twisted hoop &of a kind used f fencing of	87 783	2 339 327	502 466	2 662 648
7314120000	Woven cloth with endless bands formachinery, of stainless steel	2 465	68 530	78 240	1 531 460
7314140000	Woven cloth, of stainless steel	37 182	845 558	310 156	5 606 580
7314191000	Endless bands for machinery oth thn ofstainless steel	18 162	63 964	56 167	134 197
7314199000	Other woven cloth, not stainless steel	7 527	230 447	70 403	1 195 707
7314200000	Grill&fencing,welded at the intersect ofwr wth a max.sect.d>3mm	185 693	2 073 668	221 236	2 729 746
7314310000	Other grill, netting & fencing,welded atthe intersect.by pltd/coatd	727 775	10 633 402	573 314	11 027 181
7314390000	Oth grill, netting and fencing,welded atthe intersection	524 652	6 689 682	360 642	7 350 683
7314410000	Oth cloth, grill, netting and fencing byplated or coated with zinc	325 168	4 784 080	347 799	4 310 055
7314420000	Oth cloth, grill, netting and fencing bycoated with plastics	2 511	1 214 052	1 738	772 932
7314490000	Oth cloth, grill, netting and fencing	348 505	3 653 757	451 820	6 784 307
7314500000	Expanded metal	69 526	1 426 378	48 514	1 256 879
7315111000	Roller chain for bicycles of mild steel	821 912	12 160 850	1 645 328	26 425 694
7315119100	Oth mild steel for roller chain,transmispitch length>=6mm&<32mr	8 363	278 065	28 927	1 337 617
7315119900	Oth mild steel for roller chain,transmispitch length>32mm	444 493	5 059 706	2 373 748	18 687 893

I.3. IMPOR MENURUT KOMODITI / IMPORT BY HS COMMODITY
***** DESEMBER/DECEMBER 2012 *****

HS	Uraian Komoditi Commodity Description	Berat Bersih / Net Weight (Kg)		Nilai / Value C.I.F (US\$)	
		Bulan ini Current Month	Kumulatif Cum.Jan. to date	Bulan ini Current Month	Kumulatif Cum.Jan. to date
7315121000	Other roller chain of mild steel bicycle or motorcycle chain	492 051	5 033 343	1 041 034	13 722 641
7315129000	Other roller chain of mild steel not bicycle or motorcycle chain	521 923	5 562 095	1 491 992	18 842 740
7315191000	Roller chain part for bicycles of motorcycle chain	42 502	203 034	363 285	1 913 627
7315199000	Roller chain part not for bicycles of motorcycle chain	45 766	448 233	569 844	4 381 350
7315200000	Skid chain of mild steel	69 006	581 309	96 273	2 532 282
7315810000	Stud-link of mild steel	476 386	4 694 665	547 666	9 023 967
7315820000	Other, welded link of mild steel	187 939	2 761 992	188 485	3 229 471
7315891000	Other chain for bicycles of mild steel	121 251	1 832 980	780 253	12 836 708
7315899000	Other chain of mild steel not for motorcycles and bicycles	168 391	2 685 797	859 077	13 990 425
7315902000	Other parts of chain for motorcycles and bicycles	21 723	1 133 626	32 041	1 789 324
7315909000	Other parts of chain not for motorcycle and bicycles	79 955	1 541 577	540 561	9 626 944
7316000000	Anchors, grapnels and parts thereof, of iron or steel	529 403	5 970 101	1 389 928	18 554 573
7317001000	Wire nails	331 734	3 050 565	264 596	3 063 332
7317002000	Staples	346 158	3 270 929	289 438	2 762 206
7317009010	Dog spikes for rail sleepers, carding-tacks and similar articles, of iron or	48 810	620 198	82 360	1 299 788
7317009090	connector & anti-splitting connector and Hob nails for footwear, of iron	2 699 997	31 751 201	993 942	13 782 064
7318110000	Threaded articles for coach screws	110 396	1 679 648	233 204	5 146 549
7318120000	Other wood screws with an external diameter not exceeding 16 mm	98 788	1 476 898	171 122	2 892 036
7318130000	Screw hooks and screw rings with an external diameter not exceeding 16 mm	60 292	792 331	532 517	12 226 822
7318140000	Self tapping screw with an external diameter not exceeding 16 mm	176 599	3 175 080	385 322	7 154 519
7318150000	Screw metal with/without nuts/washers with an external diameter	3 369 546	42 042 585	19 696 171	257 461 434
7318160000	Nuts with an external diameter not exceeding 16 mm	1 408 908	16 456 559	6 872 362	98 186 156
7318190000	Other threaded articles of an external diameter not exceeding 16 mm	310 103	7 044 807	2 272 476	34 618 457
7318210000	Non threaded artic. for spring washers & both lock washers with an external	42 519	931 711	595 788	11 683 423
7318220000	Other washers with an external diameter not exceeding 16 mm	304 885	4 598 538	4 998 266	73 354 450
7318230000	Rivet with an external diameter not exceeding 16 mm	49 743	655 943	480 946	5 769 651
7318240000	Cotters & cotters pins with an external diameter not exceeding 16 mm	199 637	3 491 041	2 243 840	33 623 937
7318290000	Other non threaded articles with an external diameter <= 16 mm	401 851	17 594 106	5 492 314	118 271 363
7319400000	Safety pins	111 911	1 976 092	1 652 020	24 811 785
7319901000	Sewing, darning, and embroidery needles	12 058	72 908	8 444	306 861
7319909000	Other needles, not for sewing	50 024	537 279	230 330	4 435 513
7320101100	Leaf springs & leaves for motor vehicles, >10 persons, gross weight	72 652	641 111	291 012	3 863 922
7320101900	Leaf springs & leaves for motor vehicles, gross weight >24T	74 153	785 968	232 190	2 201 715
7320109000	Other leaf springs and leaves	108 565	1 040 804	882 304	10 805 368
7320201000	Helical springs for motor vehicles	176 112	2 369 200	2 096 051	26 446 304
7320209000	Other Helical springs for motor vehicles	120 723	1 452 666	988 954	15 162 918
7320901000	Other springs and leaves for motor vehicles	140 406	1 249 741	1 396 649	13 910 391
7320909000	Other springs and leaves	98 777	1 481 516	1 130 622	14 105 822
7321110000	Cooking appliances and plate warmers for gas or for both gas and liquid	224 684	2 409 806	946 392	9 851 315
7321120000	Cooking appliances and plate warmers with liquid fuel	18 189	123 502	35 849	261 147
7321190000	Other Cooking appliances & plate warmers including appliances for	26 763	168 339	58 726	613 853
7321810000	Other appliances with gas fuel or for both gas and other fuels	89 081	1 200 805	287 550	1 757 342
7321820000	Other appliances with liquid fuel	0	5 222	0	15 247
7321890000	Other appliances with solid fuel	0	50 032	0	186 594
7321901000	Other cooking appliances & plate warmers of burner for kerosene stoves	1 066	16 424	2 523	50 454
7321902000	Other Cooking appliances and plate warmers	335 316	3 462 717	1 981 241	20 295 349
7321909000	Other Cooking appliances and plate warmers	771 141	7 435 233	1 462 094	12 883 001
7322110000	Radiators and parts of cast iron	301	71 787	2 941	379 986
7322190000	Other parts of radiators	46 686	764 392	429 280	11 801 507
7322900000	Other radiators for central heating	26 886	426 774	183 496	4 393 894
7323100000	Iron/steel wool; pot scourers & scouring or polishing pads, gloves and	175 868	1 479 038	251 931	2 522 106
7323911000	Kitchenware of cast iron, not enamelled	108 365	1 085 947	347 423	3 541 522
7323912000	Household articles of cast iron not enamelled	29	28 866	77	47 970
7323919000	Household articles of cast iron not enamelled	84 147	1 132 241	56 618	719 124
7323920000	Household articles of cast iron, enamelled	8 627	306 415	8 076	310 203
7323931000	Kitchenware of stainless steel	1 002 057	9 499 722	2 265 231	21 019 864
7323932000	Other household articles of stainless steel	0	18 306	0	54 368
7323939000	Other household articles of stainless steel	952 573	10 770 143	1 429 691	17 649 885
7323940000	Household of iron (other than cast iron) or steel, enamelled	616 173	4 276 141	583 216	4 419 657
7323991000	Other kitchenware	330 044	4 007 613	606 954	8 125 671
7323992000	Ashtrays	1 167	113 988	653	364 040
7323999000	Other household articles of iron or steel	168 493	2 373 786	425 941	5 796 347
7324101000	Kitchen sinks of stainless steel	270 615	3 098 931	462 530	6 536 791
7324109000	Sinks and wash basins, of stainless steel, other than kitchen sink	130 191	1 031 294	358 766	2 342 697
7324211000	Bath of cast iron, whether or not enamelled	2 290	90 356	19 349	484 247
7324219000	Of cast iron, whether or not enamelled, not long bathtubs	159	4 416	1 698	17 966
7324290000	Other sanitary	58 673	275 389	147 153	1 017 977
7324901000	Sanitary ware for flushing water closets or urinals (fixed type)	2 700	118 052	3 851	524 884
7324903000	Sanitary ware of bedpans, urinals (portable type) and chamber pots	0	1 143	0	14 274
7324909100	Part of kitchen sinks or bathtubs	61 719	169 424	38 426	319 224
7324909300	Part of flushing water closets or urinals (fixed type)	0	17 450	0	49 382

I.3. IMPOR MENURUT KOMODITI / IMPORT BY HS COMMODITY
***** DESEMBER/DECEMBER 2012 *****

HS	Uraian Komoditi Commodity Description	Berat Bersih / Net Weight (Kg)		Nilai / Value C.I.F (US\$)	
		Bulan ini Current Month	Kumulatif Cum.Jan. to date	Bulan ini Current Month	Kumulatif Cum.Jan. to date
7324909900	Oth sanitary ware and parts	307 717	2 373 250	503 583	5 005 236
7325102000	Manhole covers, gratings and frames therefor	42 835	227 073	79 470	771 860
7325109010	Spouts and cups for latex collection	0	112	0	845
7325109090	Spouts and cups for not latex collection	57 397	808 118	246 393	1 842 583
7325910000	Grinding balls and similar articles formills	2 276 901	28 006 658	3 103 682	39 741 770
7325992000	Manhole covers, gratings and frames therefor	82 187	989 815	165 037	4 572 012
7325999000	Oth than cast articles of iron or steel	204 426	1 486 855	1 030 655	7 249 714
7326110000	Grinding balls and similar articles formills	3 534 583	30 633 401	4 187 838	39 370 653
7326190000	Other articles of iron or steel but notforged or stamped	239 064	3 972 996	2 015 797	44 941 994
7326205000	Poultry cages and the like articles ofiron or steel wire	438 420	1 882 753	627 695	2 860 048
7326209000	Poultry cages and the like oth thanarticles of iron or steel wire	466 400	6 390 171	1 046 324	14 333 211
7326901000	Ships' rudders not forged or stamped	24 123	466 019	171 421	3 581 575
7326903000	Stainless stl shield&clamp assembly wthruubb.sl for hubless cast icro	72 733	1 009 233	595 825	9 108 871
7326906000	Bunsen burners	107 756	7 003 872	798 932	6 890 449
7326907000	Stainless steel shield, clamp assemblyhorses shoes, riding boot spu	20 195	174 370	125 498	1 120 190
7326909100	Cigarette cases and boxes	1 307	204 954	21 728	1 995 038
7326909910	Spouts and cups for latex collection	148	56 080	4 491	2 261 076
7326909920	Rat traps but not forged or stamped	1 201	5 615	1 255	25 096
7326909990	Other articles not forged or steamed	7 250 920	53 501 381	33 366 350	263 464 287
7401000000	Copper mattes, cement copper(precipitated copper)	0	15 941	0	265 371
7402000000	Unrefined copper, copper anodes forelectrolytic refining.	2 151	20 829	94 429	320 587
7403110000	Refined copper for cathodes and sections of cathodes	6 582 586	90 940 236	51 743 741	735 489 928
7403120000	Refined copper for wire-bars	68	840 167	424	878 777
7403130000	Refined cooper for billets	4 821 190	32 634 529	2 666 118	20 094 089
7403190000	Other refined copper	34 449	428 038	352 033	4 982 586
7403210000	Copper alloys for copper-zinc basealloys (brass)	132 670	3 587 936	1 582 008	31 439 988
7403220000	Copper alloys for copper-tin base alloys(bronze)	41 410	1 210 873	297 748	8 554 884
7403290000	Copper alloys for oth copper alloys(oth than master alloys of head	12 221	105 132	965 297	10 494 336
7404000000	Copper waste and scrap	1 178 508	16 252 343	8 694 205	111 474 286
7405000000	Master alloys of copper	9 329	97 373	60 049	683 970
7406100000	Powders of non-lamellar structure	8 281	257 593	82 702	3 006 699
7406200000	Powders of lamellar structure flakes	33 415	621 434	416 070	7 656 791
7407103000	Profiles of refined copper	210	168 835	2 738	1 105 645
7407104000	Bar androdss of refined copper	302 444	3 448 171	2 329 456	26 880 708
7407210000	Of copper-zinc base alloys (brass)	236 013	2 811 230	1 529 823	17 409 603
7407290000	Other of copper alloys	171 691	1 419 693	918 159	8 482 838
7408111000	Of which the maximum cross sectionaldimension does not exceed 1	59 839	964 987	497 691	8 175 791
7408119000	Copper wire of which does exceed 14 mm	117 427	430 945	486 346	2 844 943
7408190000	Other wire of refined coppoer	749 420	13 045 597	4 634 666	82 253 725
7408210000	Of copper-zinc base alloys (brass)	87 946	2 019 702	911 956	9 955 555
7408220000	Of copper-nickel base (cupro-nickel)or copper-nickel-zinc base/nic	1 117	67 953	15 377	1 096 136
7408290000	Other copper alloys for copper wire	37 199	1 206 239	297 541	32 281 632
7409110000	Copper plates, sheets and strips,of refined copper in coils	173 978	2 066 821	1 453 315	18 536 573
7409190000	Copper plates, sheets and strips,of refined copper, not in coils	58 807	6 756 170	1 339 400	22 442 789
7409210000	Copper plates, sheets,strips, of copperzinc base alloys (brass), in co	487 560	5 348 048	4 715 280	51 837 061
7409290000	Copper plates, sheets,strips, of copperzinc base alloys (brass), not	76 649	1 303 350	558 215	7 761 376
7409310000	Copper plates, sheets,strips, of coppertin base alloys (brass), in coi	174 138	3 188 834	1 655 883	30 141 478
7409390000	Copper plates, sheets,strips, of coppertin base alloys (brass), not ir	51 240	783 821	169 223	1 909 044
7409400000	Copper-nickel base alloy (cupro-nickel), copper-nickel-zinc base all	56 731	556 942	600 625	17 349 182
7409900000	Other copper alloys, unrefined	4 216	83 616	57 345	642 578
7410110000	Copper foil, refined, thickness < 0.15mm , not backed	106 245	1 279 524	1 066 171	12 463 106
7410120000	Copper alloys, refined, thickness < 0.15 mm, not backed	96 133	835 806	839 429	7 702 174
7410210010	Copper foil reinforced sheets/plates ofpolyamide, of refined coppo	343	128 021	14 389	897 339
7410210020	Copper foil reinforced sheets/plates ofpolyamide, Copper clad lam	357 624	6 306 689	2 190 810	38 553 877
7410210090	Reinforced sheets/plates of polyamide,copper clad laminate not fc	7 268	151 972	69 047	1 859 944
7410220000	Reinforced sheets/plates of polyamide,of copper alloys, unrefined	394	54 970	11 491	499 302
7411100000	Copper tubes & pipes of refined copper	572 902	5 529 346	5 177 043	52 339 606
7411210000	Copper tubes & pipes of copper alloyswith copper-zinc base alloys	82 539	1 411 614	699 593	12 088 592
7411220000	Copper tubes & pipes of copper alloyswith cupro-nickel or nickel si	1 363	52 816	9 916	862 563
7411290000	Other copper tubes and pipes	183 952	7 718 876	1 268 922	25 709 354
7412100000	Copper tube or pipe fittings ofrefined copper	16 594	230 699	74 906	1 198 476
7412201000	Copper tube or pipe fittings ofcopper-zinc base alloys (brass)	61 145	504 797	291 103	5 964 070
7412209000	Copper alloys, not brass, refined	83 758	1 019 895	365 851	7 088 727
7413001000	Stranded wire,cable&etc, not electricalinsul. a diameter not exce	22 495	505 473	198 123	4 064 653
7413009000	Stranded wire,cable&etc, not electricalinsul. a diameter > 28,28 m	83 590	5 600 200	747 584	9 030 598
7415101000	Nails & tacks, drwing pins,staples ofcopper iron or steel with head	59 988	298 175	69 951	572 845
7415102000	Staples and similar articles of copper	2 457	37 195	4 648	144 063
7415109000	Tacks, drawing pins, staples &similar articles	3 804	170 195	24 346	1 106 588
7415210000	Washers (including spring washers)but not threaded	25 082	463 593	192 652	3 093 975
7415290000	Other articles of copper, not threaded	9 853	154 121	95 258	1 834 585
7415331000	Screws	35 868	427 071	490 491	3 853 361

I.3. IMPOR MENURUT KOMODITI / IMPORT BY HS COMMODITY
***** DESEMBER/DECEMBER 2012 *****

HS	Uraian Komoditi Commodity Description	Berat Bersih / Net Weight (Kg)		Nilai / Value C.I.F (US\$)	
		Bulan ini Current Month	Kumulatif Cum.Jan. to date	Bulan ini Current Month	Kumulatif Cum.Jan. to date
7415332000	Bolts and nuts	1 854 436	6 746 916	4 094 986	15 784 868
7415390000	Other threaded articles	21 148	203 620	188 217	2 425 861
7418101000	Pot scourers and scouring or polishing pads, gloves and the like	1 813	6 499	1 869	17 424
7418103000	Cooking/heating apparatus of kind used for household purposes,nc	2 313	66 557	20 585	526 843
7418109000	Other household articles and parts thereof of coppers	2 159	96 510	4 620	129 792
7418200000	Sanitary ware and parts thereof	75 177	428 368	497 164	3 452 152
7419100000	Chain and parts thereof of copper	4 063	186 546	41 207	621 426
7419910010	Fittings for fire hoses, of copper	630	23 724	3 660	484 439
7419910020	Reservoirs, tanks, vats and similar containers not fitted of copper	40 368	57 972	131 324	272 586
7419910030	Electroplating anodes, machine belt fastener, fittings for ships/oth	25 308	400 553	207 929	2 263 368
7419910090	Oth table, kitchen, cast, moulded, stamped / forged but not further	51 118	993 057	1 127 668	29 148 419
7419993100	Colth grill and netting of copper wire for machinery	1 487	115 777	54 838	1 182 763
7419993900	Grill and netting of copper wire cloth suitable for making mosquito	1 942	41 099	15 461	207 421
7419994000	Other grill and netting of copper wire springs	36 322	456 250	149 605	3 807 958
7419995000	Other grill and netting of copper wire cigarette cases or boxes and	2	507	34	49 766
7419996000	Cooking/heating apparatus, oth than of a kind used for domestic p	0	44	0	3 477
7419997000	Articles specially designed for use during religious rites	1 292	4 601	3 475	22 783
7419999010	Electroplating anodes, machine belt fastener, fitting for ships, for fire	5 502	278 184	62 489	1 971 382
7419999020	Similar containers not fitted with mech./terminal equip. of a cap. of	1 201	106 352	2 936	913 983
7419999090	Other articles of non copper	17 034	494 551	258 848	5 375 571
7501200000	Nickel oxide sinters&oth intermediate products of nickel metallurg	0	50	0	1 468
7502100000	Unwrought nickel, not alloyed	33 317	348 206	515 970	5 653 386
7502200000	Unwrought nickel alloys	4 972	41 255	6 309	343 999
7504000000	Nickel powders and flakes	2 225	63 228	6 637	896 203
7505110000	Bars, rods and profiles of nickel, not alloyed	0	79 036	0	396 438
7505120000	Bars, rods & profiles of nickel alloys	9 146	99 454	146 622	3 213 353
7505210000	Wire of nickel, not alloyed	5 582	80 368	135 521	1 657 269
7505220000	Wire of nickel alloys	20 700	319 894	304 626	5 615 248
7506100000	Nickel plates, sheets, strip&foil of nickel, not alloyed	649	31 331	19 186	829 363
7506200000	Nickel plates, sheets, strip and foil of nickel alloys	33 473	1 512 803	593 150	13 452 845
7507110000	Tubes and pipes of nickel, not alloyed	3 823	21 939	5 688	1 407 566
7507120000	Tubes and pipes of nickel alloys	158 945	301 770	3 842 683	7 940 182
7507200000	Tube or pipe fittings	9 245	177 298	238 307	1 552 397
7508100000	Cloth, grill and netting, of nickel wire	1 196	19 245	35 355	663 035
7508903000	Bolts and nuts of non nickel	2 472	42 314	3 850	361 580
7508904000	Other articles suitable for use in building of non nickel	45	53 727	761	118 892
7508905000	Electroplating anodes, wrought or un-wrought, including those pro	443	5 126	31 036	409 942
7508909010	Screens for printing machines	24 296	448 016	272 331	5 103 376
7508909090	Other articles of nickel	705	70 381	53 729	1 763 050
7601100000	Unwrought aluminium, not alloyed	17 811 354	252 545 087	38 189 701	548 606 102
7601200000	Unwrought aluminium alloys	14 558 672	188 114 839	33 335 393	448 948 189
7602000000	Aluminium waste and scrap	2 775 874	37 822 485	4 731 480	65 083 144
7603100000	Aluminium powders of non lamellar structure	204 243	1 295 144	594 927	3 954 643
7603200010	Aluminium flakes of lamellar structure	16 674	42 325	45 943	162 705
7603200020	Aluminium powders of lamellar structure	42 692	328 833	149 750	1 868 916
7604101000	Aluminium bars and rods not alloyed	218 996	1 413 960	993 461	12 714 803
7604109010	Profiles suitable for use as heat sink with cross-sect.dimension <17	6 720	65 214	116 024	1 551 053
7604109090	Oth Aluminium profiles suitable for use as heat sink	239 280	4 785 969	1 037 353	12 257 887
7604211000	Perforated tube profile for evaporator coils of mtr vehicle ac mach	690	582 724	12 008	1 365 697
7604219000	Oth hollow profiles of aluminium alloys	380 630	4 868 445	1 467 405	17 235 207
7604291000	Extruded bars and rods not surface treated	35 996	935 604	183 951	3 205 003
7604293000	Y-shaped profiles for zip fasteners, incoils of non aluminium alloys	2 506	52 442	53 210	822 741
7604299000	Other extruded bars, rods and profiles of non aluminium alloys	154 507	3 554 291	1 766 283	46 306 112
7605110000	Alum. wire of not alloyed which the max.cross-sect'l dim.exceeds :	6 938	325 667	27 606	1 531 000
7605191000	Aluminium wire of not alloyed with a diameter < 0.0508 mm	2 407	26 167	10 762	171 070
7605199000	Other aluminium wire of non aluminium not alloyed	260 904	3 284 856	714 433	9 252 900
7605210000	Alum. wire of aluminium alloys which the max.cross-sect'l dimensio	9 111	217 778	42 076	891 065
7605290000	Aluminium wire of non aluminium alloys with a diameter not exce	27 022	582 695	155 748	3 212 433
7606111000	Aluminium plates, sheets&strip of plain or figured by rolling of thick	24 492	396 352	1 666 335	20 463 602
7606119000	Oth aluminium plates, sheets&strip of plain/figured by rolling of thi	1 787 255	34 201 175	4 962 230	93 564 245
7606121000	Aluminium alloys can stock including endstock & tab stock in coils	107 964	933 282	1 262 623	10 005 719
7606122000	Aluminium plates, not sensitised of kind used in the printing indust	45 088	380 087	115 478	1 154 844
7606123100	Sheets of aluminium alloy 5082,5182,<1min with incoils	242 060	1 779 010	1 450 198	8 340 187
7606123910	Sheets alum.litho grade sheet/coil alloy HA 1052 hardness temper	278 650	6 275 117	506 906	11 639 745
7606123990	Other aluminium sheet/coil not exceeding 1,000 mm in width	4 000 022	43 611 932	13 733 687	157 274 071
7606129000	Oth plain/figured by roll./press. but not surface treated of non alum	972 019	15 472 574	3 436 643	74 387 371
7606910000	Oth alum. not alloyed, plain/figured by rolling/pressing not surface	317 638	4 613 639	928 222	14 392 078
7606920000	Oth aluminium alloyed, plain/figured by rolling/pressing not surface	333 002	7 081 961	774 064	11 041 907
7607110000	Aluminium foil not backed, rolled but not further worked	831 064	12 108 554	3 128 807	46 513 747
7607190000	Oth aluminium foil alloy not rolled but not worked	282 771	4 787 184	3 405 038	37 000 350
7607200000	Aluminium foil backed	369 365	4 919 694	1 799 356	25 589 226

I.3. IMPOR MENURUT KOMODITI / IMPORT BY HS COMMODITY
***** DESEMBER/DECEMBER 2012 *****

HS	Uraian Komoditi Commodity Description	Berat Bersih / Net Weight (Kg)		Nilai / Value C.I.F (US\$)	
		Bulan ini Current Month	Kumulatif Cum.Jan. to date	Bulan ini Current Month	Kumulatif Cum.Jan. to date
7608100000	Aluminium tubes and pipes of aluminium,not alloyed	40 341	1 003 636	487 775	4 609 791
7608200000	Aluminium tubes and pipes of aluminiumalloys	100 615	2 082 013	594 512	10 355 744
7609000000	Aluminium tube or pipe fittings (forexample, coupling,elbows,slee	99 618	1 231 607	890 390	12 697 682
7610100000	Alum. structures for doors, windows &their frames and thresholds	193 469	1 964 061	959 641	5 803 931
7610902000	Other aluminium structures internal/external floatingroofs for sto	3 871	11 828	58 573	252 574
7610909000	Oth alum. structures for bridges andbridge section,towers,lattice r	1 603 970	17 155 899	2 563 865	25 608 228
7611000000	Aluminium reservoirs, tanks, vats andsimilar containers for any ma	14 902	158 902	18 266	945 883
7612100000	Aluminium collapsible tubular containers	28 069	180 094	410 349	2 344 057
7612901000	Aluminium casks, drums, cans, boxes andseamless containers for f	10 072	19 759	43 934	110 735
7612909000	Oth.aluminium casks,drums,cans, boxes &containers, for any mate	642 939	7 829 421	4 018 789	42 815 008
7613000000	Aluminium containers for compressedor liquified gas	9 595	365 943	398 302	4 704 383
7614101100	With steel core cables of a diameternot < 25.3 mm	2 334 721	7 798 898	5 045 233	18 332 510
7614101200	With steel core cables of a diameter> 25.3 mm but < 28.28 mm	0	13 565	0	40 031
7614101900	Other cable with steel core	6 724	696 394	42 765	2 537 916
7614109000	Other stranded wire with steel core	4 182	437 116	35 170	2 344 123
7614901100	Cables without steel core of a diameter< 25.3 mm	78	25 118	1 036	521 969
7614901200	Cables without steel core of a diameter> 25.3 mm but < 28.28 mm	0	2 451	0	2 057
7614901900	Other cable without steel core	1 058	232 449	33 403	1 071 433
7614909000	Other stranded wire without steel core	48 458	680 792	80 693	2 961 458
7615101000	Pot scourers and scouring or polishingpads,/gloves and the like of	33 995	176 972	94 561	484 827
7615109000	Oth table, kitchen/oth householdarticles & parts thereof of alumir	585 713	5 255 401	2 431 083	20 846 184
7615202000	Bedpans, urinals (portable type)and chamber pots	0	17 891	0	342 774
7615209000	Other sanitary ware and parts thereof ofaluminium	31 170	504 237	140 893	1 849 615
7616101000	Nails of aluminium	30 755	313 809	179 565	822 200
7616102000	Staples and hooks of aluminium	40 699	363 195	218 475	2 554 083
7616109000	Tacks, rivets,cotters,cotter pins and washers of aluminium	697 797	2 907 160	3 133 796	29 479 328
7616191000	Other cloth, grill, netting and fencing, of aluminium wire	110 094	693 758	174 956	1 052 967
7616992000	Ferrules for use in the manufacture of pencils	6 099	75 912	61 390	626 011
7616993000	Alum.slugs, round, of such dim. that the thick's>one tenth of the d	122 041	2 451 780	360 624	6 074 512
7616994000	Bobbins, spools, reels and similarsupports for textile yarn	35 375	389 298	99 061	1 354 883
7616996000	Latex spouts and latex cups	0	4 016	0	32 165
7616999110	Venetian blinds	12 572	47 619	25 640	327 438
7616999190	Other venetian blinds	10 655	458 726	29 431	1 643 661
7616999200	Expanded metal	834	81 068	15 347	265 046
7616999900	Other Expanded metal	187 094	4 311 439	1 452 489	20 410 729
7801100000	Unwrought refined lead	4 191 117	58 840 069	9 649 411	126 011 021
7801910000	Unrefined lead containing by weightantimony as the principal othe	1 187 174	14 903 913	2 395 710	29 938 902
7801990000	Unrefined lead containing by weightantimony not as the principal	1 569 046	14 513 285	4 179 432	33 678 926
7804110000	Lead sheets, strip and foil ofa thickness < 0,2 mm	17	15 716	362	500 939
7804190010	Lead embossed,cut to shape,perfortd,coated,printed,backed,reinf	11 310	118 495	323 717	3 082 328
7804190090	Oth lead waste & scrap, plates, sheets,strip and foil, lead powder &	875	326 132	20 721	890 562
7804200000	Lead powders and flakes	20 817	25 746	58 753	129 585
7806002000	Lead bars,rods, profiles and wire	2 138	79 966	98 447	797 313
7806003000	Lead,tubes,pipes and tube orpipe fittings	1 391	440 691	34 019	1 550 853
7806009010	Lead wool,washers,electro-plating anodes	2	1 426	10	21 663
7806009090	Other articles of lead	5 328	378 390	84 769	1 032 857
7901110000	Zinc not alloyed containing by weight99.99% or more of zinc	7 285 072	83 630 526	14 583 454	172 119 604
7901120000	Zinc not alloyed containing by weight< 99.99% of zinc	2 881 756	36 160 011	5 841 502	74 596 731
7901200000	Zinc alloys	1 715 099	16 405 469	3 872 260	36 656 345
7903100000	Zinc dust	138 023	1 603 399	355 084	4 220 808
7903900000	Zinc powders and flakes	71 765	1 601 983	272 929	5 383 014
7904000000	Zinc wire,bars,rods, profiles and wire	6 187	200 831	24 517	1 561 340
7905003000	Zinc foil a tickness < 0.25 mm	2	7 735	728	34 926
7905009000	Zinc plates, sheets, strip and foil> 0.25 mm	573 428	4 809 385	696 259	4 663 982
7907003000	Gutters, roof capping, skylight frames &oth fabricated building cor	20 249	2 954 602	40 764	3 734 779
7907004000	Zinc tubes, pipes,tube, pipe fittings(for cuoplings, elbows, sleeves)	162 266	653 331	336 159	3 710 384
7907009100	Other cigarette cases or boxes ashtrays	19	3 487	716	14 864
7907009200	Other household articles	50	32 201	4 231	66 478
7907009910	Elec.plating anodes,stamp plates,nail,tackes,nuts,bolt,screws, & si	132 421	1 973 800	325 876	5 682 074
7907009990	Oth articles of zinc	383 748	3 273 671	667 399	6 934 212
8001100000	Unwrought tin, not alloyed	46	96 012	931	958 358
8001200000	Unwrought tin alloys	535	213 774	28 964	5 972 723
8002000000	Unwrought tin waste and scrap	0	1	0	143
8003001000	Tin bars, rods, profiles and wiresoldering	13 684	147 996	691 469	4 377 059
8003009000	Tin bars, rods, profiles and wirenot soldering	61 324	870 502	880 879	14 347 150
8007002000	Other articles of tin,plates,sheets andstrip thickness > 0,2 mm	25 056	1 223 939	52 468	4 054 424
8007003000	Tin-foil (whether or not printed or backpage,etc),thick < 0,2 mm, &	82	2 793	921	73 810
8007004000	Tin-Tubbes,pipes & tube/pipe fitting(forexample,couplings,elbows	785	15 210	32 456	131 683
8007009100	Cigarette cases and boxes, ashtrays of tin	0	177	0	30 953
8007009200	Other household articles of tin	0	1 156	0	4 358
8007009910	Articles of tin, Collapsible tubes fordentifrices, colours, and the lik	0	1	0	252

I.3. IMPOR MENURUT KOMODITI / IMPORT BY HS COMMODITY
***** DESEMBER/DECEMBER 2012 *****

HS	Uraian Komoditi Commodity Description	Berat Bersih / Net Weight (Kg)		Nilai / Value C.I.F (US\$)	
		Bulan ini Current Month	Kumulatif Cum.Jan. to date	Bulan ini Current Month	Kumulatif Cum.Jan. to date
8007009990	Other articles of tin	17 307	213 554	59 753	707 598
8101100000	Tungsten (wolfram) powders	0	13 089	0	561 485
8101940000	Unwrought tungsten, including bars and rods obtained simply by sintering	178	4 618	63 126	593 947
8101960000	Tungsten wire	3 558	79 208	94 451	2 703 678
8101991000	Tungsten bar&rods,oth than thoseobtained simply by sintering,profiles	58	2 030	18 802	214 497
8101999000	Other articles of tungstens thereofincluding waste & scrap	374	12 273	36 951	560 892
8102100000	Molybdenum powders	0	5 878	0	172 541
8102950000	Molybdenum bar&rods,o.than those obt'dsimp. by sintering,profil	16 371	16 440	14 889	16 893
8102960000	Molybdenum wire	2 360	32 746	61 649	747 181
8102990000	Other molybdenum	2	2 275	1 200	34 527
8103200000	Unwrought tantalum, including bars and rods obt'd simp.by sintering	15 800	353 976	5 248 212	81 142 945
8103900000	Other tantalum	17	35	16 182	16 688
8104110000	Magnesium containing at least 99.8 % byweight of magnesium	307 697	2 778 819	978 245	8 705 171
8104190000	Other unwrought magnesium	0	41 287	0	111 981
8104300000	Magnesium raspings,turnings &granules,graded according to size;	17	48 533	3 570	404 445
8104900000	Other magnesium	355	106 999	3 686	730 490
8105201000	Unwrought cobalt	0	15 758	0	499 980
8105209000	Mattes cobalt; cobalt powders	2 000	32 479	46 160	876 604
8105900000	Other cobalt mattes	447	6 599	56 451	755 230
8106009000	Other bismut and articles thereof	0	3 271	0	98 336
8107200000	Unwrought cadmium, powders	16	38	1 429	5 481
8107900000	Other cadmium and articles thereof	4	120	177	2 507
8108200000	Unwrought titanium powders	0	19 726	0	130 885
8108300000	Titanium waste and scrap	0	11	0	74
8108900000	Other titanium and articles thereof	6 403	569 732	329 692	17 980 422
8109200000	Unwrought zirconium powders	607	45 413	4 490	66 534
8109900000	Other zirconium and articles thereof	3 398	34 338	22 765	128 269
8110100000	Unwrought antimony powders	70 766	546 466	907 099	7 150 447
8110900000	Other antimony and articles thereof	20 000	69 698	266 000	727 910
8111000000	Manganese and articles thereof,including waste and scrap	0	68 956	0	258 705
8112120000	Unwrought beryllium powders	0	58 313	0	135 795
8112190000	Other beryllium and articles thereof	238	50 808	14 254	805 449
8112210000	Unwrought chromium powders	15 816	49 528	181 669	699 175
8112290000	Other Chromium and articles thereof	275	37 183	41 382	251 573
8112990000	Other thallium and articles thereof	0	122	0	3 037
8113000000	Cermets and articles thereof, includingwaste and scrap	0	2 963	0	5 119
8201100000	Hand tools spades and shovels	40	108 867	110	98 752
8201301000	Hoes (mamooties) and rakes	17	49 326	971	22 069
8201309000	Mattocks and picks	0	16 120	0	52 679
8201400000	Axes, bill hooks and similar hewingtools	54	31 251	1 341	32 203
8201500000	Secateurs & similar one-handed prunersand shears (including poul	6 750	104 094	26 684	232 021
8201600000	Hedge shears,two-handed pruning shearsand similar two handed s	6	15	62	134
8201900000	Other hand tools of a kind used inagriculture, horticulture or fores	1	23 528	15	146 920
8202100000	Hand saws	253 357	2 265 536	280 564	2 966 537
8202201000	Band saw blades	1 615	111 735	63 273	541 350
8202209000	Sparepart band saw blades	57 920	1 120 333	196 119	4 282 384
8202311000	Circular saw blades with working part ofsteel	2 735	10 293	7 514	66 520
8202319000	Sparepart circular saw blades withworking part of steel	23 130	289 419	73 861	1 737 764
8202390000	Other circular saw blades includingparts	78 253	695 740	183 968	2 622 937
8202400000	Chain saw blades	18 286	830 270	18 352	2 236 312
8202910000	Straight saw blades for working metal	4 629	67 505	14 571	371 899
8202991000	Straight saw blades	4 626	63 954	37 965	667 571
8202999000	Other saw blades	79 361	886 604	220 209	2 823 214
8203100000	Files, rasps and similar tools	109 458	855 727	139 575	1 702 897
8203200000	Pliers (including cutting pliers),pincers, tweezers and similar tools	303 105	4 363 923	512 882	8 121 825
8203300000	Metal cutting shears and similar tools	71 231	794 357	229 484	2 330 793
8203400000	Pipe-cutters, bolt croppers, perforatingpunches, and similar tools	54 860	615 957	243 111	2 806 770
8204110000	Hand operated spanners and wrencheson adjustable	406 694	5 854 096	694 242	11 838 212
8204120000	Hand operated spanners and wrenchesadjustable	212 567	2 820 596	553 351	8 851 489
8204200000	Interchangeable spanner sockets, withor without handles	81 460	2 394 970	437 590	5 928 201
8205100000	Drilling, threading or tapping tools	75 121	1 630 191	287 499	6 396 873
8205200000	Hammers and sledge hammers	549 744	6 084 967	547 720	7 025 469
8205300000	Planes, chisels, gouges and similarcutting tools for working wood	105 710	1 750 439	136 378	2 497 420
8205400000	Screwdrivers	232 738	2 983 279	445 963	5 967 074
8205511000	Flat irons	1 064	9 596	1 646	33 381
8205519000	Other household tools	42 413	169 764	147 357	985 297
8205590000	Other hand tools , oth than householdtools	492 133	20 702 294	1 287 817	16 633 182
8205600000	Blow lamps	51	21 957	1 152	52 153
8205700000	Vices, clamps and the like	280 506	2 749 204	1 564 374	12 722 180
8205900000	Other including sets of articles of twoor more subheadings of this	82 371	1 656 655	12 969 205	21 214 985
8206000000	Tools of two/more of the headings82.02to 82.05 put up in sets for	154 743	1 631 311	603 482	11 330 706

I.3. IMPOR MENURUT KOMODITI / IMPORT BY HS COMMODITY
***** DESEMBER/DECEMBER 2012 *****

HS	Uraian Komoditi Commodity Description	Berat Bersih / Net Weight (Kg)		Nilai / Value C.I.F (US\$)	
		Bulan ini Current Month	Kumulatif Cum.Jan. to date	Bulan ini Current Month	Kumulatif Cum.Jan. to date
8207130000	Rock drilling or earth boring tools with working part of cermets	99 295	268 462	1 030 717	6 922 925
8207190000	Other rock drilling / earth boring tools, including parts	105 483	1 384 322	5 517 335	74 610 740
8207200000	Dies for drawing or extruding metal	24 845	1 033 399	492 496	25 499 001
8207300000	Tools for pressing, stamping or punching	195 489	7 821 668	4 602 559	135 805 395
8207400000	Tools for tapping or threading	19 302	373 325	748 044	10 579 636
8207500000	Tools for drilling, other than for rockdrilling	131 013	1 550 165	770 130	16 006 342
8207600000	Tools for boring or broaching	6 368	140 703	363 612	4 382 119
8207700000	Tools for milling	14 914	270 120	498 247	8 041 967
8207800000	Tools for turning	6 076	325 215	555 757	9 271 849
8207900000	Other interchangeable tools	78 418	2 437 400	1 773 300	47 747 734
8208100000	Knives and cutting blades for metalworking	24 482	250 008	659 426	9 499 127
8208200000	Knives and cutting blades for woodworking	127 256	1 427 889	787 173	10 104 750
8208300000	Knives&cutting blades f kitchen app'es /for mach. used by the food	14 387	80 263	40 824	942 564
8208400000	Knives&cutting blades for agricultural , horticultural or forestry ma	345	90 810	7 592	423 844
8208900000	Other knives and cutting blades formachines or for mechanical app	144 213	2 200 766	1 582 617	25 376 550
8209000000	Plates, sticks, tips and the like for tools,	17 306	661 701	1 156 146	15 386 402
8210000000	Hand-operated mechanical appliances, weighing	129 187	1 015 553	155 907	1 351 612
8211100000	Knives with cutting blades,serrated ornot and sets of assorted arti	4 087	131 658	23 678	470 755
8211910000	Table knives having fixed blades	52 061	446 705	140 060	1 480 093
8211925000	knives ,fix blades, handle of base metalfor agricultural, horticultur	701	25 242	14 737	529 754
8211929010	Flick/spring knives,hunting,diving&scouts knives,penknives,blades	1 039	22 856	15 379	156 902
8211929090	Other knives having fixed blades withhandle of base metal	24 637	244 314	101 320	727 563
8211932010	Knives,oth than fixed blades,with handle base metal, for agricultur	1 129	3 551	1 316	5 489
8211932090	Knives,oth than fixed blades,handle oththan metal, for agricultural	12	7 609	3 047	19 520
8211939000	Knives having other than fixed bladeswith handle of base metal	26 887	70 761	32 723	190 687
8211941000	Blades for knife of kind used foragriculture,horticulture/forestry	277	5 596	1 142	67 442
8211949000	Blades with handle of base metal	36 856	242 163	337 341	1 885 786
8211950000	Knives with handles of base metal	8 103	120 574	21 849	622 785
8212100000	Razors	57 779	699 184	1 528 302	12 424 819
8212201000	Safety razor blades with double-edgedrazor blades	37 546	489 220	44 103	5 387 038
8212209000	Other razors and razor blades includingrazor blade blanks in strips	79 319	637 094	368 088	6 819 304
8212900000	Other parts of razors and razor blade	4 283	71 042	20 934	239 958
8213000000	Scissors, tailors' shears and similarshearsand blade thereof	246 225	1 976 865	390 771	3 285 184
8214100000	Ppr knives,ltr openers,erasing knives ,pencil sharpeners and blade	102 665	1 557 886	194 292	2 828 287
8214200000	Manicure or pedicure sets andinstruments including nail files	77 381	770 345	224 452	1 718 680
8214900000	Other articles of cutlery	234 081	1 316 512	357 684	2 378 990
8215100000	Spoons,forks,ladles,skimmer,cake serv. &fish knives sets of assort	70	19 201	103	38 138
8215200000	Similar kitchen and tableware, other sets of assorted articles	183 850	1 203 542	300 501	2 285 043
8215910000	Similar kitchen and tableware platedwith precious metal	1 816	14 360	5 592	66 104
8215990000	Other similar kitchen and tableware	584 200	6 929 731	945 302	10 936 783
8301100000	Padlocks	584 637	5 785 068	1 067 621	9 864 663
8301200000	Locks of a kind used for motor vehicles	295 533	3 038 971	3 034 286	35 114 548
8301300000	Locks of a kind used for furniture	461 516	5 406 489	590 408	7 354 211
8301401000	Handcuffs	268	39 145	2 196	263 749
8301409000	Other padlocks and locks	1 188 640	12 464 230	1 723 345	21 014 317
8301500000	Clasps and frames with clasps,incorporating locks	14 501	159 040	190 027	1 998 307
8301600000	Parts of padlocks and locks	422 920	5 132 028	2 388 617	33 507 968
8301700000	Keys presented separately	40 361	406 836	283 983	3 795 927
8302100000	Hinges	1 843 079	19 603 545	1 782 599	24 167 169
8302201000	Castors of a diameter > 100 mm but < 250 mm	45 193	435 303	40 994	529 203
8302209000	Oth base metal mountings, fitting &similar articles	1 199 530	5 291 956	3 794 530	10 057 773
8302301000	Hasps	29 998	826 610	490 297	11 139 358
8302309000	Oth mountings, fittings and similararticles suitable for motor vehic	319 042	6 060 231	3 380 354	46 691 727
8302413100	Hasps suitable for building	196 254	2 001 073	99 032	1 743 176
8302413900	Bolts, hooks, eyes and staples suitablefor building	209 503	1 230 238	181 130	1 754 981
8302419000	Other mounting suitable for building	961 704	11 680 830	1 338 044	22 566 926
8302422000	Hasps suitable for furniture	153 117	686 234	70 181	672 155
8302429000	Bolts suitable for furniture	2 086 353	23 214 593	3 075 672	40 090 683
8302491000	Mounting of a kind suitable for saddlery	3 996	38 808	118 461	455 734
8302499100	Hasps	25 603	210 184	86 772	1 331 413
8302499900	Other mounting ; oth than of a kind suitable for saddlery	452 319	4 442 733	1 281 512	8 327 983
8302500000	Hat-racks,hat-pegs, brackets and similar fixtures	118 390	1 665 020	481 845	9 313 249
8302600000	Automatic door closers	56 395	1 060 767	226 713	4 707 558
8303000000	Armoured/reinforced safes,strong-boxesand doors and safe depos	184 085	5 250 581	428 915	10 749 242
8304001000	Filing cabinets or card-index cabinets	212 037	1 282 564	374 980	2 934 429
8304009100	Other similar office or desk equipmentof aluminium	15 278	81 615	113 250	587 491
8304009900	Other office or desk equipment of copperor of lead	215 124	2 989 493	583 717	13 950 779
8305101000	Fittings for double loop wire binders	35 157	709 134	80 146	1 875 084
8305109000	Fittings for loose-leaf binders or filesoth than double loop wire bin	152 517	2 593 065	291 982	5 807 393
8305201000	Staples in strips of a kind for officeuse	77 716	1 078 973	119 669	1 885 275
8305202000	Other staples in strips of iron or steel	13 288	252 923	11 586	633 325

I.3. IMPOR MENURUT KOMODITI / IMPORT BY HS COMMODITY
***** DESEMBER/DECEMBER 2012 *****

HS	Uraian Komoditi Commodity Description	Berat Bersih / Net Weight (Kg)		Nilai / Value C.I.F (US\$)	
		Bulan ini Current Month	Kumulatif Cum.Jan. to date	Bulan ini Current Month	Kumulatif Cum.Jan. to date
8305209000	Other fitting for loose leaf binders orfiles for staples in strips	92 573	1 796 363	113 915	2 924 108
8305901000	Letter coners, paper clips, indexingtags office articles	32 329	257 172	64 772	631 023
8305909000	Other including parts	157 006	2 315 431	196 508	6 057 998
8306101000	Bells for cycles	9 843	87 772	10 315	155 035
8306102000	Bells, gongs and the like, of copper	1 660	2 730	2 267	17 497
8306109000	Bells, gongs and the like, oth than ofcopper	2 552	38 568	8 869	169 401
8306210000	Statuetes and other ornamen plated withprecious metal	0	16 177	0	79 001
8306291000	Statuetes and other ornamen, of copperor lead	6 752	10 227	13 573	29 325
8306292000	Statuetes and other ornamen, of nickel	0	1 733	0	16 628
8306293000	Statuetes and other ornamen, ofaluminium	0	6 701	0	42 094
8306299000	Other statuetes and other ornamen	5 561	155 952	16 667	499 969
8306301000	Photograph, picture or similar frames;mirrors : of copper	7	14 408	79	60 249
8306309100	Metalic mirrors reflecting trafficviews at road interstions/sharp co	3 839	14 771	11 035	73 094
8306309900	Oth metalic mirrors reflecting trafficviews at road interstions/shar	39 483	359 263	128 686	1 281 623
8307100000	Flexible tubing of base metal,withor without fitting of iron/steel	265 710	3 572 084	1 885 319	23 697 090
8307900000	Flexible tubing of base metal,withor without fitting of other base r	128 693	477 561	253 132	2 817 755
8308100000	Hooks, eyes and eyelets of base metal	300 431	4 357 913	3 187 547	41 967 611
8308200000	Tubular or bifurcated rivets of basemetal	20 602	425 814	278 873	5 210 633
8308901000	Including parts with beads of a kindused for travel goods	15 487	472 574	232 184	5 882 797
8308909010	Including parts with spangles of a kindused for clothing	2 200	40 014	30 122	152 357
8308909090	Claps, frames with claps, buckles,buckle-claps of base metal	223 855	3 923 642	2 548 442	33 279 653
8309100000	Crown corks, of base metal	31 039	175 964	118 422	1 010 203
8309901000	Capsules for bottles, of base metal	493	60 083	27 854	597 566
8309902000	Top ends of alum. Cans, of base metal	349 602	5 483 496	2 018 037	29 806 102
8309906000	Aerosol can ends, of tinplate, of basemetal	6 248	128 566	56 993	851 280
8309907000	Other caps for cans, of base metal	54 206	2 885 649	161 780	8 877 912
8309908100	Bottle and screw caps, of aluminium	10 253	40 958	8 452	277 341
8309908900	Seals & other packing accessoriesof aluminium	46 354	770 357	354 135	6 708 444
8309909100	Other of bottle and screw caps	4 591	102 792	79 047	240 826
8309909910	Bungs for metal drums; bung covers;seals;case corner protectors	22 185	223 951	116 597	1 674 368
8309909990	Threaded bungs for aluminiumcovers; seals;case corner protectors	59 232	975 983	806 823	7 313 706
8310000000	Plates; Sign , name, add & similar,numb,letter, of base metal, excl	29 687	390 562	311 094	4 546 568
8311100010	Coated electrodes of base metal,for electric arc-welding : In rolls	833 906	8 470 937	1 074 018	16 837 622
8311100090	Coated electrodes of base metal,for electric arc-welding. In oth th:	1 574 624	25 826 911	6 686 875	62 208 188
8311202010	Cored wire of alloy stell,cont by weight4,5% / carbon / chromium,	204 579	4 923 913	353 935	7 127 930
8311202090	Cored wire of alloy stell,cont by weight4,5% / carbon / chromium,	27 036	726 996	43 276	2 137 300
8311209010	Part Core wire of alloy stell,contweight4,5% / carbon / chrom, in r	347 821	2 757 525	701 939	6 172 602
8311209090	Part Cored wire of alloy stell,contweight4,5% /carbon/chrom, in n	260 786	2 722 701	557 600	5 105 871
8311302010	Coat rod & Cored wire of alloy stell,cont weight 4,5% /carbon/chrc	134 901	3 286 505	367 673	7 472 549
8311302090	Coat rod & Core wire of alloy stell,contweight 4,5% / carbon / chrc	211 746	1 975 098	434 248	4 870 725
8311309010	Part coat rod & Cor wire of alloy stell,cont weight 4,5% / carbon/cl	218 124	4 727 511	723 156	11 294 516
8311309090	Part coat rod & Cor wire of alloy stell,cont weight 4,5% /carbon/ch	191 696	3 406 021	596 762	12 753 062
8311900000	Coated wire / cored with flux materialof kind used for soldering &	1 424 978	9 769 821	1 203 739	13 782 679
8401100000	Nuclear reactors	17	15 325	2 425	159 986
8401200000	Machinery & apparatus for isotopicseparation & parts thereof	824	7 146	326	118 042
8401300000	Fuel elements (cartridges),non-irradiated	0	4 244	0	94 632
8401400000	Parts of nuclear reactors	0	111	0	469
8402111000	Watertube boiler with steam production> 45 t/ h with electrical op	1 183	4 778 098	2 029	18 190 821
8402112000	Watertube boiler with steam production> 45 t/ h with not electric	510 069	2 750 845	1 800 073	13 226 733
8402121100	Watertube boilers elect. with a steam15 tons <= steam prod.< 45t	2 924 905	12 750 843	8 540 874	43 722 562
8402121900	Watertube boilers electric with a steamprod < 15 tons /hours	514 505	4 764 541	1 477 962	15 969 813
8402122100	Watertube boilers not elect. with steam15 tons <= steam prod.< 4	58 000	331 328	629 063	3 595 348
8402122900	Watertube boilers not elect with steamprod < 15 tons /hours	0	4 609 142	0	28 658 464
8402191100	Hybrid boilers with a steam production> 15t/ hour with electrically	164 804	563 538	625 875	3 470 613
8402191900	Hybrid boilers with a steam production< 15t/ hour with electricall	140 841	5 779 462	557 518	13 339 697
8402192100	Hybrid boilers not elect with a steamproduction exceeding 15t/ hc	169	1 155 275	541	3 013 207
8402192900	Oth hybrid boiler not elect with a steamproduction not exceeding	1 207 690	3 393 885	9 644 620	13 401 099
8402201000	Electric super heated water boilerselectrically operated	122	394 062	350	1 238 044
8402202000	Electric super heated water boilerselectrically operated	445 926	917 493	410 000	4 735 789
8402901000	Part of boiler bodies or shells	1 004 826	8 566 055	4 222 994	63 358 254
8402909000	Oth than part of boiler bodies or shells	795 984	22 143 253	5 423 673	183 819 902
8403100000	Boilers of central heating boilersother than those of heading 84.02	37 163	4 157 815	381 655	19 064 274
8403901000	Boiler bodies or shells central heatingboilers oth than those of he	959	154 925	16 034	659 299
8403909000	Oth Boiler bodies or shells central heatboilers oth than those of he	147 269	2 211 799	254 294	7 779 934
8404101010	Soot remover (soot blowers) for usewith boilers of heading 84.02	10 438	527 823	147 493	3 376 961
8404101090	Economiser ,super-heaters,gas revererswith boilers of heading 84.(1 313 237	13 295 384	3 937 358	115 997 017
8404102000	Economiser ,super-heaters,gas revererswith boilers of heading 84.(1 871	285 458	4 000	953 401
8404200000	Condensers for steam or other vapourpower units	199 529	2 382 233	2 600 821	24 796 417
8404901100	Parts boiler bodies or shells of goodsof subheading 8404.10.10 :	0	152 585	0	3 587 528
8404901900	Part oth than boiler bodies or shells ofgoods of subheading 8404.1	80 113	264 961	878 699	3 075 832
8404902900	Part oth than boiler bodies or shellsof goods of subheading 8404.1	1 133	226 958	8 475	4 077 272

I.3. IMPOR MENURUT KOMODITI / IMPORT BY HS COMMODITY
***** DESEMBER/DECEMBER 2012 *****

HS	Uraian Komoditi Commodity Description	Berat Bersih / Net Weight (Kg)		Nilai / Value C.I.F (US\$)	
		Bulan ini Current Month	Kumulatif Cum.Jan. to date	Bulan ini Current Month	Kumulatif Cum.Jan. to date
8404909000	Other parts of auxiliary machinery for use with boilers	2 168 984	7 569 011	8 115 606	46 891 802
8405100000	Producer gas/water gas generators, with or without purifiers; acetylene gas generators	24 149	1 750 535	3 053 552	31 917 526
8405900000	Part of producer gas/water gas generator, with or without purifiers; acetylene gas generators	149 899	2 906 565	2 175 523	73 635 717
8406100000	Turbines for marine propulsion	2 098	849 030	13 409	6 111 300
8406810000	Turbines other than marine propulsion of an output exceeding 40 MW	1 152 499	17 528 281	17 248 254	212 597 263
8406820000	Turbines other than marine propulsion of an output not exceeding 40 MW	27 880 414	30 850 167	6 563 097	62 641 619
8406900000	Part of turbines for marine propulsion	2 894 700	12 107 612	37 481 522	158 356 425
8407100000	Spark ignition reciprocating/rotary internal combustion piston engines	398	33 169	742 542	16 994 157
8407211000	Outboard motors of a power < 22.38 kw	0	29 316	0	241 222
8407219000	Outboard motors of a power > 22.38 kw	115 179	1 734 243	2 888 090	43 142 500
8407292000	Other than outboard motors of a power <= 22.38 kw	3 728	339 647	3 780	949 150
8407299010	Outboard motors of a power > 22.38 kw but not exceeding 100 kw	125 283	374 749	81 841	627 269
8407299090	Outboard motors of a power > 100 kw	25 199	345 502	93 253	5 374 545
8407310000	Reciprocating piston engine of vehicle of chapter 87, capacity <= 50 cc	2 418	4 226	4 500	28 776
8407321100	Reciprocating piston engine of vehicles of heading 87.01, capacity < 500 cc	19 593	110 087	124 720	713 922
8407321200	Reciprocating piston engine of vehicles of heading 87.11, capacity < 500 cc	25	216 867	301	1 892 271
8407321900	Reciprocating piston engine of vehicle of heading 87.01, capacity <= 110 cc	19 417	281 358	50 548	794 649
8407322100	Reciprocating piston engine of vehicles of heading 87.01, capacity > 110 cc	0	11 814	0	63 739
8407322200	Reciprocating piston engine of vehicles of heading 87.11, capacity > 110 cc	4 929	361 538	10 702	2 562 097
8407322900	Reciprocating piston engine of vehicle of heading 87.01, capacity > 110 cc	10 080	13 722	50 545	63 019
8407331000	Reciprocating piston engine of vehicle of heading 87.01, capacity < 250 cc	16	16	214	214
8407332000	Reciprocating piston engine of vehicle of heading 87.11, capacity < 250 cc	1 369	3 006	31 071	51 622
8407339000	Reciprocating piston engine of vehicle of heading 87.01, capacity <= 110 cc	3	10 521	87	114 344
8407344000	Fully assembled for pedestrian controlled tractors with cylinder capacity < 1100 cc	0	49 164	0	1 197 335
8407345000	Fully assembled for other vehicle of heading 87.01 with cylinder capacity < 1100 cc	0	63	0	8 384
8407346000	Fully assembled for other vehicle of heading 87.11 with cylinder capacity < 1100 cc	9	47 453	107	626 118
8407347100	Fully assembled of a cylinder capacity not exceeding 2000 cc	823 163	13 173 598	8 566 481	118 551 926
8407347200	Fully assembled of > 2000 cc cylinder capacity < 3000 cc	13 891	167 075	260 369	3 077 392
8407347300	Fully assembled of a cylinder capacity exceeding 3000 cc	45 854	656 979	1 241 739	17 139 807
8407349100	Fully assembled for pedestrian controlled tractors of cylinder capacity < 1100 cc	1 053	6 226	11 788	99 366
8407349200	Fully assembled for other vehicles of heading 87.01	0	1	0	329
8407349300	Fully assembled for other vehicles of heading 87.11	8 938	81 987	372 930	2 383 841
8407349400	Fully assembled for other vehicles of cylinder capacity not exceeding 3000 cc	30 688	220 360	637 000	4 474 359
8407349500	Fully assembled for other vehicles of > 2000 cc cylinder capacity < 3000 cc	73	471	3 807	20 715
8407349900	Fully assembled for other vehicles of cylinder capacity exceeding 3000 cc	492	84 791	7 167	1 679 079
8407901000	Other engines of a power not exceeding 18,65 kw	355 871	7 952 874	1 306 336	35 389 596
8407902000	Other engines of a power exceeding 18,65 kw but not exceeding 22,38 kw	0	20 458	0	211 689
8407909000	Other engines of a power exceeding 22,38 kw	104 465	1 422 838	712 045	6 893 984
8408101000	Marine propulsion engines, of a power not exceeding 22,38 kw	0	1 274 427	0	3 587 903
8408102000	Marine propulsion engines, of a power <= 22,38 kw but not <= 100 kw	470 843	3 266 090	844 706	6 750 304
8408109010	Marine propulsion engines, of a power <= 100 kw but not <= 750 kw	116 924	3 552 106	1 530 231	19 489 223
8408109090	Marine propulsion engines, of a power exceeding 750 kw	429 184	3 552 052	10 965 463	79 290 142
8408201000	Fully assembled for vehicles of subheading 8701.10	5 319	1 151 637	349 521	4 860 071
8408202100	Fully assembled for vehicles of subheading 8701.10 of cylinder capacity < 2000 cc	297 578	5 466 171	505 970	8 654 016
8408202200	Fully assembled for vehicles of subheading 8701.10 of > 2000 cc cylinder capacity < 3500 cc	723 621	12 968 320	9 268 807	161 869 591
8408202310	Fully assembled for vehicles of subheading 8701.10 of cylinder capacity > 3500 cc	34 814	671 554	1 298 936	16 002 487
8408202320	Fully assembled for vehicles of subheading 8701.10 of cylinder capacity > 2000 cc	20 600	234 860	898 623	7 053 087
8408209300	Other for vehicles of subheading 8701.10	101 464	491 730	2 604 931	12 287 448
8408209400	Other for vehicles of subheading 8701.10 with cylinder capacity < 2000 cc	162	9 135	7 448	34 849
8408209500	Other for vehicles of subheading 8701.10 with > 2000 cc cylinder capacity	0	1 564	0	41 391
8408209610	Other for vehicles of subheading 8701.10 with > 3500 cc cylinder capacity	25 463	63 998	315 247	744 258
8408209620	Other for vehicles of subheading 8701.10 with cylinder capacity > 2000 cc	0	872 687	0	13 510 616
8408901000	Other engines with power < 18,65 kw	1 118 342	10 669 248	1 874 178	17 838 571
8408905020	Other engines with power > 100 kw for railway locomotives or tractors	0	3 530	0	39 539
8408905030	Other engines with power > 100 kw for heading 8429 or 8430	158 814	4 822 303	1 030 914	57 732 331
8408905090	Other engines with power > 100 kw for heading 8429 or 8430	450 667	4 582 882	4 010 795	42 246 886
8408909100	Engine of power <= 100 kw other than machinery heading 8429 or 8430	165 575	1 920 187	3 001 271	32 001 719
8408909910	Compression with diesel or semi-diesel of railway locomotive or tractor	1 600	17 112	20 071	831 026
8408909990	Compression with diesel or semi-diesel other than railway locomotive or tractor	1 574 792	21 866 370	3 078 378	33 548 938
8409100000	Parts suitable for use with the engine of heading 8407 or 8408 of a power <= 100 kw	12	6 366	1 252	1 006 997
8409911100	Combustion piston engine for machine of heading 8429 or 8430 of carburetor type	14 429	177 986	308 983	4 480 528
8409911200	Combustion piston engine for machine of heading 8429 or 8430 of cylinder type	1 969	22 619	60 169	523 963
8409911300	Cylinder liners with internal diameter 50 mm <= 155 mm of heading 8429 or 8430	1 106	36 629	24 230	549 696
8409911400	Other cylinder liners with internal diameter 50 mm <= 155 mm of heading 8429 or 8430	298 389	427 018	775 091	1 940 111
8409911500	Cylinder heads & head covers for machinery heading 8429 or 8430	5 390	110 863	74 908	2 506 417
8409911600	Pistons with an external diameter of 50 mm <= 155 mm of heading 8429 or 8430	18 327	289 486	126 303	3 488 068
8409911700	Other pistons with an external diameter of 50 mm <= 155 mm of heading 8429 or 8430	14 062	522 121	38 839	2 631 702
8409911800	Piston rings & gudgeon pins for machinery heading 8429 or 8430	1 924	83 111	44 353	899 878
8409911900	Other parts suitable for use with the engine machinery heading 8429 or 8430	25 749	627 646	264 828	8 292 604
8409912100	Carburetors & parts thereof of vehicle of heading 8701	56	2 617	3 860	63 827
8409912200	Cylinder blocks for machinery heading 8701	1 747	16 000	59 616	219 570

I.3. IMPOR MENURUT KOMODITI / IMPORT BY HS COMMODITY
***** DESEMBER/DECEMBER 2012 *****

HS	Uraian Komoditi Commodity Description	Berat Bersih / Net Weight (Kg)		Nilai / Value C.I.F (US\$)	
		Bulan ini Current Month	Kumulatif Cum.Jan. to date	Bulan ini Current Month	Kumulatif Cum.Jan. to date
8409912300	Cylinder liners with internal diameter50 mm <= 155 mm of headin	0	6 376	0	17 364
8409912400	Oth cylinder liners with internal diamtr50 mm <= 155 mm of head	163	4 320	3 319	78 472
8409912500	cylinder heads & head covers formachinery heading 8701	1 662	82 189	26 321	355 045
8409912600	Pistons with an external diameter of50 mm <= 155 mm of heading	9	2 788	445	39 053
8409912700	Oth pistons with an external diameter of50 mm <= 155 mm of hea	78 178	88 430	160 223	471 155
8409912800	Piston rings & gudgeon pins formachinery heading 8701	484	18 092	36 450	381 302
8409912900	Oth parts suitable for use with theengine machinery of heading 87	20 229	119 234	15 769	370 173
8409913100	Carburettors & parts there of vehiclesof heading 8711	75 635	1 965 046	2 849 509	87 622 406
8409913200	Cylinder blocks; crank cases formachinery of heading 8711	87 780	1 275 279	1 298 488	19 077 847
8409913400	Cylinder liners for machinery ofheading 8711	36 794	486 144	188 731	2 359 477
8409913500	Cylinder heads & head covers formachinery of heading 8711	3 471	382 705	169 813	15 403 341
8409913700	Pistons for machinery of heading 8711	41 454	628 282	652 239	6 511 055
8409913800	Piston rings & gudgeon pins formachinery of heading 8711	9 985	193 976	768 863	8 476 138
8409913900	Oth parts suitable for use with theengine for machinery of heading	204 618	2 913 508	6 883 630	86 743 871
8409914100	Carburettors & parts there of vehiclesof heading 87	119 669	1 087 382	3 158 846	40 394 537
8409914200	Cylinder blocks; crank cases formachinery of heading 87	1 442 281	14 594 021	12 480 782	131 022 589
8409914300	Cylinder liners with internal diameter50 mm <= 155 mm of headin	718	54 509	13 174	331 096
8409914400	Other cylinder liners with the enginefor machinery of heading 87	68 406	1 027 377	744 489	9 700 484
8409914500	Cylinder heads & head covers formachinery of heading 87	44 042	315 411	436 823	3 713 756
8409914600	Pistons with an external diameter of50 mm <= 155 mm of heading	92 032	790 925	847 011	9 393 375
8409914700	Oth pistons with an external diameter50 mm <= 155 mm of headir	41 551	509 283	998 386	14 066 423
8409914800	Piston rings & gudgeon pins formachinery heading 87	41 043	344 660	1 823 561	21 990 455
8409914900	Oth parts suitable for use with theengine for machinery of heading	914 333	12 219 638	12 405 078	184 050 092
8409915100	Cyl block,crank case,marine propul engpower<= 22,38kw for vesse	152	92 417	2 196	1 510 534
8409915200	Cyl liners, power < 22,38 kw of diamtr=>50 mm<155 mm for vesse	83	20 237	2 579	89 781
8409915300	Oth cyl liners,power < 22,38 kwfor vessel of heading 89	965	18 867	3 037	114 630
8409915400	Pistons, power< 22,38 kw of diamtr=>50 mm<155 mm for vessel c	12 058	184 313	145 445	2 287 307
8409915500	Oth pistons, power< 22,38 kwfor vessel of heading 89	600	10 478	14 438	136 849
8409915900	Oth suitable for use with the egn ofpower < 22,38 kw for vssl of he	29 346	468 857	515 493	5 979 995
8409916100	Cyl block,crank case,marine propul engpower > 22,38kw for vessel	171	39 415	5 111	358 228
8409916200	Cyl liners, power > 22,38 kw of diamtr=>50 mm<155 mm for vesse	108	11 565	1 758	96 373
8409916300	Oth Cyl liners, power>22,38 kw of diamtr=>50 mm<155 mm for ve	21 277	189 443	139 420	1 344 739
8409916400	Pistons, power > 22,38 kw of diamtr=>50 mm<155 mm for vessel c	0	5 415	0	15 395
8409916500	Other piston for marine propulsionengines of power > 22.38 kw	1 666	23 486	54 879	743 122
8409916900	Oth suitable for use with the egn ofpower > 22,38 kw for vssl of he	24 213	978 998	109 402	1 167 287
8409917100	Carburettors & parts there of other eng	0	123 548	0	1 709 784
8409917200	Cylinder blocks for other engine	215 958	2 117 543	178 916	2 837 753
8409917300	Cyl liners for other engine with=>50 mm diameter <155 mm	9 436	112 928	61 980	956 191
8409917400	Oth cyl liners for other engine	41 003	488 461	165 742	1 142 839
8409917500	Cyl heads & head covers for other eng	3 085	88 786	18 935	170 992
8409917600	Pistons for other engine with=>50 mm diameter <155 mm	153	344 951	2 812	2 380 526
8409917700	Oth pistons for other engine	8 026	297 110	131 942	4 114 386
8409917800	Pistons rings & gudgeon pins forother engine	6 743	35 063	24 938	173 529
8409917900	Other parts for engines	823 876	8 219 374	5 370 164	52 340 893
8409991100	Carburettors & parts there of for engineof machinery of head 8429	1 210	13 715	5 774	412 849
8409991200	cylinder blocks for engine of machineryof heading 8429/8430	16 056	209 037	409 134	4 960 505
8409991300	Cyl liners for eng mach head 8429/8430with =>50 mm diameter <	699	8 394	6 741	137 282
8409991400	Other cylinder liners for engineof machinery of head 8429/8430	10 043	337 207	313 191	10 614 530
8409991500	Clinder head & head covers for engineof machinery of head 8429/	25 513	443 720	469 566	11 886 285
8409991600	Pistons for eng mach of head 8429/8430with =>50 mm diameter <	893	10 240	8 869	155 124
8409991700	Other piston for engin of machineryof heading 8429/8430	5 512	106 843	200 472	2 977 743
8409991800	Pistons rings & gudgeon pins for engineof machinery of head 8429	1 009	30 066	23 490	1 581 370
8409991900	Other engine of machinery ofheading 8429 or 8430	16 189	653 063	657 775	11 639 390
8409992100	Carburettors & parts there of for engineof vehicles of heading 8701	16 771	93 412	18 334	110 413
8409992200	Cylinder blocks for engine of vehiclesof heading 8701	76 478	431 326	93 233	659 089
8409992300	Cyl liners for engine of vehicles ofwith =>50 mm diameter <155 m	111	19 603	4 347	132 050
8409992400	Other cylinder liners for enginesof vehicles of heading 8701	1 191	152 929	13 183	299 349
8409992500	Cyl heads & head covers forengines of vehicles of heading 8701	3 762	12 773	106 589	351 156
8409992600	Pistons for eng of vhl head 8701with =>50 mm diameter <155 mm	0	2 109	0	21 320
8409992700	Oth pistons for engines ofvehicles of heading 8701	4 100	26 256	16 210	50 664
8409992800	Pistons rings & gudgeon pins forengines of vehicles of heading 870	4	725	136	29 289
8409992900	Other for engines of vehicles of heading 8701	83 661	488 060	103 019	1 443 234
8409993100	Carburettors & parts there of for engineof vehicles of heading 8711	2	4 624	44	32 215
8409993200	Cylinder blocks; crank cases forengines of vehicles of heading 8701	3 995	53 649	13 282	429 450
8409993300	Cylinder liners for enginesof vehicles of heading 8711	218	8 566	7 419	418 664
8409993400	Cyl heads & head covers forengines of vehicles of heading 8711	22	7 567	677	305 027
8409993500	Pistons for engines of vehiclesof heading 8711	910	14 400	20 574	470 734
8409993600	Pistons rings & gudgeon pins forengines of vehicles of heading 871	113	28 487	2 588	1 754 008
8409993900	Other for engines of vehiclesof heading 8711	38 994	494 655	1 107 987	14 491 439
8409994100	Carburettors & parts there of for engineof oth vehicles of chapter 8	125 358	2 311 715	1 818 064	34 340 418
8409994200	Cylinder blocks;crank case for enginesof oth vehicles of chapter 87	591 629	6 857 498	8 039 164	96 790 946

I.3. IMPOR MENURUT KOMODITI / IMPORT BY HS COMMODITY
***** DESEMBER/DECEMBER 2012 *****

HS	Uraian Komoditi Commodity Description	Berat Bersih / Net Weight (Kg)		Nilai / Value C.I.F (US\$)	
		Bulan ini Current Month	Kumulatif Cum.Jan. to date	Bulan ini Current Month	Kumulatif Cum.Jan. to date
8409994300	Cyl liners for eng of oth vhl of chap 87with =>50 mm diameter <15	5 277	99 788	133 446	2 263 121
8409994400	Other cylinder liners for enginesof oth vehicles of heading 8701	20 346	279 498	54 013	1 350 220
8409994500	Cyl heads & head covers for enginesof oth vehicles of chapter 87	124 965	2 274 462	1 915 894	34 354 026
8409994600	Pistons for eng of oth vhl chapter 87with =>50 mm diameter <155	19 328	254 016	214 215	3 441 310
8409994700	Other piston for engines ofother vehicles of chapter 87	15 910	218 959	240 405	2 463 134
8409994800	Pistons rings & gudgeon pins forengines of oth vehicles of chapter	25 080	507 874	358 002	6 455 286
8409994900	Other for engines of othervehicles of chapter 87	747 037	12 143 342	12 054 801	191 720 067
8409995100	Cyl block crank case,marine propuls.eng. power<= 22.38kw for vss	324	8 901	5 335	92 275
8409995300	Other cylinder liners for engines vsslof chapter 89 wit power < 22.3	0	34 926	0	91 222
8409995400	Pistons for vssls eng <= 22,38 kw of=>50 mm diamtr <= 155 mm of	34	358	73	1 087
8409995500	Other piston for eng of vssl of chap 89 with mar propul eng of pow	0	4 990	0	37 253
8409995900	Oth.for vssls chapt.89,marine propul eng of a power<= 22.38 kw,ci	107	29 792	2 887	137 375
8409996100	Cyl.block,crank case,marine propuls.eng. power>= 22.38kw for vss	2 180	97 495	12 532	628 482
8409996200	Cyl liners for vssl eng >= 22,38 kw of=>50 mm diamtr <= 155 mm c	3 205	169 545	70 935	4 441 886
8409996300	Other cylinder liners for marinepropulsion engines of power > 22.3	25 688	424 747	72 331	1 543 979
8409996400	Pistons for vssls eng >= 22,38 kw of=>50 mm diamtr <= 155 mm of	13 362	662 181	257 597	3 554 472
8409996500	Other piston for marine propulsionengines of power > 22,38 kw	35 558	367 691	200 149	2 383 856
8409996900	Other for marine propulsion enginesof a power > 22,38 kw	293 559	6 461 601	4 076 142	59 427 787
8409997100	Carburettors & parts there of forother engines	5 124	63 185	159 042	791 371
8409997200	Cylinder blocks for other engines	10 212	162 757	328 735	3 947 107
8409997300	Cylinder liners for other engines with=>50 mm diamtr <= 155 mm	265	7 209	15 657	25 184
8409997400	Other cylinder liners for other engines	28 802	210 489	41 429	1 323 865
8409997500	Cyl heads & head covers for other engine	7 507	116 173	56 104	1 391 028
8409997600	Pistons for other engines with=>50 mm diamtr <= 155 mm	1 144	25 096	10 010	522 946
8409997700	Oth pistons for other engines	23 515	330 000	319 005	4 693 826
8409997800	Pistons rings & gudgeon pins forother engines	5 601	92 978	16 173	776 058
8409997900	Other than for engines	999 910	9 162 500	4 973 120	42 146 991
8410110000	Hydraulic turbine & water wheelsof power <= 1,000 kw	14 868	289 666	39 600	1 550 164
8410120000	Hydraulic turbines and water wheels of>1,000 kw power < 10,000	62 433	265 825	1 337 521	3 017 319
8410130000	Hydraulic turbines and water wheels ofwith a power exceeding 10	0	87 746	0	490 667
8410900000	Parts, including regulators ofhydraulic turbins and water wheels	540 604	2 138 592	841 876	9 885 158
8411110000	Turbo-jets of a thrust not exceed 25 kn	39 567	602 223	791 051	12 835 539
8411120000	Turbo-jets of a thrust exceeding 25 kn	29 878	442 371	19 095 470	246 522 742
8411210000	Turbo-propellers of a powernot exceeding 1,100 kw	4 418	60 125	217 945	4 159 606
8411220000	Turbo-propellers of a powerexceeding 1,100 kw	6 579	88 584	3 984 353	14 652 761
8411810000	Other gas turbines of a powernot exceeding 5,000 kw	1 225	353 541	559 411	17 157 194
8411820000	Other gas turbines of a powerexceeding 5,000 kw	42 066	2 289 023	3 728 072	150 544 080
8411910000	Parts of turbo-jets/turbo-propellers	4 343	30 608	1 061 320	12 692 139
8411990000	Oth Parts of turbo-jets/turbo-propellers	529 008	73 609 174	19 385 103	272 126 718
8412100000	Reaction engines oth than turbo-jets	5 411	264 448	122 691	953 121
8412210000	Hydraulic power engines and motorswith linear acting (cylinders)	251 975	2 713 642	3 340 350	29 705 582
8412290000	Hydraulic power engines and motorswith other linear acting (cylin	295 888	3 167 568	6 472 789	42 066 771
8412310000	Pneumatic power engines andmotors with linear acting (cylinders)	36 874	372 696	350 496	5 285 229
8412390000	Pneumatic power engines and motorswith other linear acting (cylin	33 100	443 156	682 660	6 370 397
8412800000	Oth engines and motors	95 720	1 273 046	722 040	17 692 122
8412901000	Parts of engines of subheading 8412.10	7 960	15 564	887 189	1 017 844
8412909000	oth parts of engines of subheading 841	352 548	3 003 345	3 470 114	29 028 034
8413110000	Pumps for dispensing fuel/lubricants ofthe type used in fill station,	80 009	651 281	626 764	6 656 885
8413190000	OthPumps for dispens fuel/lubricants ofthe type used in fill stator	356 286	2 726 450	4 947 658	47 364 936
8413201000	Water pump for hand pump,oth than those of subheading 8413.1	287 909	704 550	438 669	2 599 003
8413209000	Oth Water pump for hand pump,oth than those of subheading 84	180 165	856 540	346 373	3 663 621
8413301200	Recipro/rotary for water pumps/fuel ofkind eng of mtr vhl head 8	181 919	2 242 600	5 208 862	88 874 407
8413301900	Reciprocating or rotary type for cooled pumps for intern combu	223 812	3 001 763	2 172 712	48 162 442
8413302100	Centrifugal type for water pumps/fuel ofkind eng of mtr vhl head {	138 312	1 989 141	2 562 898	36 219 589
8413302900	Centrifugal type for cooling mediumpumps for intern combustion	55 601	304 071	660 879	5 202 150
8413309200	Other water pumps or fuel pumps of kindused for eng of mtr vhl h	409 435	6 054 422	11 548 798	163 184 221
8413309900	Other Cooling medium pumps for internalcombustion piston engir	223 797	4 567 968	5 473 001	83 452 226
8413400000	Concrete pumps	20 395	657 094	176 901	4 537 594
8413503000	Oth reciproc positif displacement pumps,of water pumps with flow	8 839	257 862	65 502	3 554 268
8413504000	Oth reciproc (+) displmnt pumps,of waterpumps with >8000m/h fl	5 652	75 004	42 378	732 987
8413509000	Oth reciproc positif displacement pumps,of water pumps with flow	451 824	3 077 508	3 019 079	45 215 686
8413603010	Oth rotary positive displacement pumps,elctrlly operated with flow	8 252	136 325	169 879	2 453 853
8413603020	Oth rotary positive displmnt pumps,notelctrlly operated with flow	27 300	487 526	203 270	2 474 455
8413604000	Oth rotary (+) displmnt pumps,of waterpumps with>8000m/h flow	364	39 540	6 951	166 970
8413609000	Oth rotary positive displacementpumps, with flow rate > 13000 m	149 592	2 233 088	1 562 106	32 931 743
8413701100	Oth Ctrfgl pumps;sgl stage,water pmp forbelt drvr /drct coupl with	205 812	2 843 159	2 844 689	14 868 461
8413701900	Oth centrifugal pumps;single suctionhorizontal shaft water pumps	448 685	3 766 635	6 488 865	49 721 414
8413703100	Submersible water pumps with an inletdiameter <= 200 mm	130 805	846 109	470 549	4 141 439
8413703900	Submersible water pumps with an inletdiameter => 200 mm	136 594	1 280 092	1 087 904	7 726 585
8413704110	Oth water pumps of flow rate<8000m/h ofwith diamtr>200 mm of	100 247	1 331 745	221 412	6 038 887
8413704120	Oth water pumps of flow rate<8000m/h ofwith diamtr>200 mm of	67 202	3 796 211	394 251	38 381 001

I.3. IMPOR MENURUT KOMODITI / IMPORT BY HS COMMODITY
***** DESEMBER/DECEMBER 2012 *****

HS	Uraian Komoditi Commodity Description	Berat Bersih / Net Weight (Kg)		Nilai / Value C.I.F (US\$)	
		Bulan ini Current Month	Kumulatif Cum.Jan. to date	Bulan ini Current Month	Kumulatif Cum.Jan. to date
8413704900	Oth water pumps of flow rate<8000m/hwith inlet diameter > 200	116 544	542 947	1 826 692	8 945 806
8413705100	Oth water pumps with > 8000 m/h flowrate <= 13000 m/h of dian	0	657	0	24 667
8413705900	Oth water pumps with flow rate>13000 m/hwith an inlet diameter	24 682	187 896	319 025	5 042 433
8413709100	Oth pumps with shafts common with theprime mover of an inlet d	15 654	19 800	485 572	585 551
8413709900	Oth pumps with shafts common with theprime mover of an inlet d	574 960	3 667 194	7 369 922	40 358 511
8413811110	Water pump with flow rate <= 8000 m/hwith electrically operated	268 542	2 660 044	786 391	9 709 833
8413811120	Water pump with flow rate <= 8000 m/hwith not electrically oper	383 032	5 538 469	1 032 739	17 959 909
8413811200	Water pump with > 8000 m/hflow rate <= 13000 m/h	84 605	886 918	275 896	6 059 671
8413811900	Water pump with flow rate >= 13000 m/h	1 728 554	7 159 543	18 320 202	71 248 195
8413820010	Liquid elevators with electricallyoperated	198 020	4 648 294	1 026 946	21 670 745
8413820020	Liquid elevators with not electricallyoperated	188 280	2 724 993	1 547 066	33 230 497
8413911000	Part of pumps subheading 8413.20.10	184 827	912 911	243 505	3 909 012
8413912000	Part of pumps subheading 8413.20.90	26 690	421 720	399 976	2 612 726
8413913000	Part of pumps subheading8413.70.11 and 8413.70.19	56 789	1 151 500	354 642	7 296 648
8413914000	Part of other centrifugal pumps	839 298	7 545 353	3 220 465	44 679 006
8413919000	Part of other pumps	1 621 912	16 493 607	11 626 939	126 900 494
8413920000	Part of liquid elevators	17 900	2 158 048	98 622	4 378 288
8414100000	Vakum pumps	154 337	1 185 131	2 903 915	21 067 192
8414201000	Hand or foot operated air pumps;for bicycle pumps	186 523	1 521 738	186 918	1 755 315
8414209000	Other Hand or foot operated air pumps	82 587	1 889 522	592 053	17 471 672
8414302000	Compressors of kind used in refrigeratequipment for automotive /	184 400	1 162 168	3 841 248	17 722 335
8414303000	Compressors of kind used in refrigeratequipment oth of seal unit f	8 095	147 238	81 254	1 659 822
8414304000	Compr kind refrgt eqp oth with cap refr>21.10 kw or displacmnt p	603 958	9 269 646	2 826 040	46 723 212
8414309000	Compr kind refrgt eqp oth with cap refr<21.10 kw or displacmnt p	3 820 659	48 266 337	16 656 774	209 143 286
8414400000	Air compressors mounted ona wheeled chasis for lowing	340 726	6 724 258	1 030 993	28 027 320
8414511000	Table fans and box fans	10 400	295 196	44 612	1 540 099
8414519100	Fans with protective screen	16 107	396 569	61 120	2 052 049
8414519900	Other fans with protective screen	26 390	223 336	104 192	2 282 112
8414592000	Explosion-proof air fans of kind used inunderground mining with c	7 409	70 145	60 067	2 696 762
8414593000	Blower with capacity < 125 kw	99 605	1 233 461	657 220	8 978 485
8414594100	Fans of a capacity <125 kw withprotective screen	0	5 157	0	27 038
8414594900	Oth fans of a capacity <125 kw withprotective screen	5 201	245 292	233 418	4 197 166
8414595000	Fans window with blowers	95 972	1 425 668	399 488	12 093 791
8414599100	Fans floor with protective screen	492	47 335	2 665	368 150
8414599900	Oth fans floor with protective screen	782 404	3 327 461	4 140 370	44 164 340
8414601100	Hoods have max horizon side<120 cm,fitwith a filter for laminar a	36 069	508 055	171 957	2 433 682
8414601900	Hood have max horiz side<120 cm,oth fittwith a filter for laminar a	36 467	362 940	190 475	1 967 417
8414609100	Hoods having maximum horizontal side<120 cm, to suitable for inc	2 850	74 573	13 914	1 030 240
8414609900	Hoods having maximum horizontal side<120 cm,oth suitable for in	15 933	779 868	67 988	2 190 110
8414801300	Hoods have max horizon side>120 cm,fitwith a filter for laminar a	4 182	116 177	76 362	1 719 896
8414801400	Hood have max horizon side<120 cm,fitwith a filter for laminar ai	4 546	327 003	52 556	2 970 003
8414801500	Hoods have max horizontal side>120 cm,no fit with filter suitable	39 060	586 275	258 938	3 964 488
8414801900	Hoods have max horizontal side>120 cm,no fit with filter,not suit	1 095	114 794	32 752	845 027
8414803000	Hoods have max horizon side<120 cm offree piston generators for	16 190	866 880	331 671	13 485 416
8414804100	Gas compr modul for use in oil drill oththan those of subhd 84143	178 829	1 577 927	3 497 588	48 396 654
8414804900	oth Gas compr modul for use in oil drill oth than those of subhd 84	579 504	4 621 746	7 187 162	71 592 569
8414805000	Hoods having maximum horizontalside < 120 cm for air pumps	96 385	972 508	504 358	6 860 691
8414809000	Hoods having maximum horizontalside > 120 cm for air pumps	329 978	3 941 786	3 168 438	52 896 379
8414901300	Parts of pumps or compressors forgoods of subheading 8414.10	65 881	766 647	249 179	4 479 938
8414901400	Parts of pumps or compressors forgoods of subheading 8414.20	17 811	54 070	115 622	181 031
8414901500	Parts of pumps or compressors forgoods of subheading 8414.30	156 807	2 027 021	4 527 352	55 604 050
8414901600	Parts of pumps or compressors forgoods of subheading 8414.40	115 638	1 293 170	250 354	3 169 978
8414901900	Oth parts of pumps or compressors forgoods of subheading 8414.	806 682	9 498 978	6 152 704	60 153 053
8414902100	Part of kind for fans suitable use ingoods of heading 8415, 8418, 8	76 365	639 817	369 892	4 515 543
8414902900	Oth part of kind for fan suitable use ingoods of heading 8415, 841	338 981	7 272 216	886 558	21 312 650
8414903100	Hoods for goods of subheading 8414.60	5 748	67 908	48 277	521 902
8414903200	Hoods for goods of subheading 8414.80	12 160	324 245	125 338	3 116 663
8415101000	AC mach, windows/wall types self-containor "split system" & out p	5 939 001	68 435 071	34 169 269	413 482 375
8415109000	AC mach, windows/wall types self-containor "split system" & out p	144 881	2 758 628	775 102	21 358 855
8415201000	AC machine of a kind used for persons,in motor vehicles an out pu	10 209	96 519	13 821	290 376
8415209000	AC machine of a kind used for persons,in motor vehicles an out pu	21 940	239 620	52 248	1 043 417
8415811100	Inc.refri, reversible heat pump,used inaircraft of an output <= 21.1	9	40 184	21 750	232 541
8415811200	Inc.refri, revers heat pump,use inaircraft oput>21.10kw,air flow>6	0	34 699	0	312 424
8415811900	Inc.refri, revers heat pump,use inaircraft oput>21.10kw,air flow<6	22 804	751 667	69 428	3 429 034
8415812900	Inc.refri, revers heat pump,use inrailway rolling stock an output>2	3 983	97 168	19 951	740 553
8415813100	Inc.refri, revers heat pump u in vhl oththose of subhd 8415, 20 outp	587	8 448	10 795	148 625
8415813900	Inc.refri, revers heat pump u in vhl oththose of subhd 8415, 20 outp	2 370	26 614	15 949	139 681
8415819100	Refri,revrs heat pump,oth.use arcrf,railroad,output>21.10kw,airfl>	2 987	140 708	17 705	853 780
8415819300	Refri,revrs heat pump,oth.use arcrf,railroad,output<21.10kw	0	22 658	0	59 381
8415819400	Refri,revrs heat pump,oth.use arcrf,railroad,output<21.10kw but<	564	48 730	2 638	192 146
8415819900	Refri,revrs heat pump,oth.use arcrf,railroad,output>21.10kw but>	12 870	268 571	466 912	2 961 432

I.3. IMPOR MENURUT KOMODITI / IMPORT BY HS COMMODITY
***** DESEMBER/DECEMBER 2012 *****

HS	Uraian Komoditi Commodity Description	Berat Bersih / Net Weight (Kg)		Nilai / Value C.I.F (US\$)	
		Bulan ini Current Month	Kumulatif Cum.Jan. to date	Bulan ini Current Month	Kumulatif Cum.Jan. to date
8415821100	Oth,incorp a refri unit of use aircraft,output>21.10kw,each evapat	900	29 764	10 410	322 784
8415821900	Oth,incorp a refri unit of use aircraft,output<21.10kw,each evapat	87 070	238 804	535 072	1 703 164
8415822100	Oth,incorporat refri unit of a kind used in railway roll stock outp	0	789	0	75 799
8415822900	Oth,incorporat refri unit of a kind used in railway roll stock outp	2 966	353 129	14 852	3 627 993
8415823100	Oth,incorporat.a refri use in road vhcle oth.those subhd8415.20 o	0	361	0	10 715
8415823900	Oth,incorporat.a refri use in road vhcle oth.those subhd8415.20 o	12 358	49 701	217 204	669 967
8415829100	Oth,incorporat.refri unit oth.used in arcrft,railwy,rd vhl an uotput<	238 188	1 902 918	2 455 338	16 491 749
8415829900	Oth,incorporat.refri unit oth.used in arcrft,railwy,rd vhl an uotput>	184 039	1 418 162	2 801 705	15 723 778
8415831100	Not incorp a refri unit of used in aircraft,output>21.10kw,airflw>67	49	5 424	290	99 656
8415831900	Not incorp a refri unit of used in aircraft,output<21.10kw,airflw<67	5 522	101 455	54 021	1 546 514
8415832900	Not incorporating a refrigrating unitof used in aircraft with output:	619	2 394	4 314	16 605
8415833900	Not inc.a refri unit of kind used in rdvhl oth.those subhd8415.20 c	0	8 091	0	58 623
8415839100	Not inc.a refri unit of kind Non usedaircrf,railway,vhl an out put < :	107 589	1 885 034	552 512	9 923 222
8415839900	Not inc.a refri unit of kind Non usedaircrf,railway,vhl an out put > :	146 079	2 391 784	1 014 337	17 633 860
8415901300	Parts AC machines of kind used in aircf,railway with an output < 21	1 723	21 696	28 911	492 636
8415901400	Parts AC mach with an output <21,10 kwof evapor/condensers for	216 537	2 519 125	3 127 843	36 120 583
8415901910	Parts AC mach with an output <21,10 kwof chasis or cabinets, welk	65 296	764 979	530 664	2 446 902
8415901990	Parts AC mach with an output <21,10 kwth than of chasis / cabin:	630 393	6 281 517	4 347 016	50 466 284
8415902400	Parts of mach with>21,10kw otput<26,38kw with evap<67,96 m/n	0	25 988	0	49 155
8415902500	Parts of mach with>21,10kw otput<26,38kw with evap<67,96 m/n	30 918	178 193	228 589	1 302 152
8415902600	Parts of mach with>21,10kw otput<26,38kwof kind used in aircf/r	10 165	75 055	36 047	238 646
8415902900	Parts of mach with>21,10kw otput<26,38kwof kind used in motor	8 506	156 773	58 042	1 273 826
8415903400	Part mach with>26,38 kw output<52,75 kwwith evap>67,96 m/m	57	1 446	2 272	15 270
8415903500	Part mach with>26,38 kw output<52,75 kwwith evap>67,96 m/m	1 535	44 902	82 497	891 536
8415903600	Part mach with>26,38 kw output<52,75 kwwith evap<67,96 m/m	0	3 216	0	12 000
8415903900	Part mach with>26,38 kw output<52,75 kwwith evap<67,96 m/m	0	3 071	0	40 726
8415904400	Parts of mach with an output > 52,75 kwwith evapor > 67,96 m/m	0	402	0	16 862
8415904500	Parts of mach with an output > 52,75 kwwith evapor > 67,96 m/m	50 612	968 146	1 341 727	20 388 453
8415904600	Parts of mach with an output < 52,75 kwwith evapor > 67,96 m/m	0	348	0	19 206
8415904900	Parts of mach with an output < 52,75 kwwith evapor > 67,96 m/m	179 232	1 783 926	1 889 133	17 983 142
8416100000	Furnace burners for liquid fuel	13 747	281 694	118 263	3 076 076
8416200000	Other furnace burners,including combination burners	213 872	1 861 141	1 073 761	21 166 342
8416300000	Mechanical stokers,including their mech grate,mech ash discharg	29 826	1 894 903	474 475	7 466 649
8416900000	Parts of furnaces burners for liquid orsolid or gas fuel, mechanical	1 066 388	8 260 235	9 050 839	53 717 487
8417100000	Furnace&oven for the roast,melt/oth heattreat,of ores,pyrite met.	617 199	4 603 960	2 263 904	32 772 967
8417200000	Bakery ovens,including biskuit ovens	208 052	1 353 864	1 448 783	9 232 588
8417800000	Incinerators, non-electric	423 155	10 365 845	2 722 918	44 678 591
8417900000	Part of industrial/laboratory furnaces &oven,including incinerator:	329 833	8 658 457	2 750 077	59 584 242
8418101010	Refri-frez, fitt with separate externaldoor;household type with< 23	183 960	2 405 800	770 547	9 843 947
8418101090	Refri-frez, fitt with separate externaldoor;household type with> 23	481 592	5 296 921	2 777 532	28 120 455
8418109000	Refri-frez, fitt with separate externaldoor, industri type	32 324	603 979	132 708	3 284 850
8418210010	Refrigerator,household type withcompression type of capacity < 2	32 857	630 627	138 135	2 492 512
8418210090	Refrigerator,household type withcompression type of capacity > 2	110 044	1 174 299	617 000	6 538 174
8418290010	Refrigerator,household type oth thancompress type of capacity<=	9 317	291 331	43 046	1 642 227
8418290090	Refrigerator,household type oth thancompres type of capacity > 2	0	125 665	0	684 665
8418301000	Freezer of the chest type,not exceed 200 i capacity	159 898	792 867	500 985	2 499 788
8418309000	Freezer of the chest type,not exceed 800 i capacity	312 885	4 294 595	1 113 312	16 009 429
8418401000	Freezer of the upright type,not exceed 200 i capacity	95 854	632 877	306 869	2 527 392
8418409000	Freezer of the upright type,not exceed 900 i capacity	23 598	237 405	204 868	1 846 830
8418501100	Refri chambers, capacity>200 l of kindsuitable for medical,surgical	17 351	80 390	59 168	417 352
8418501900	Oth Refri chambers, capcty>200 l of kindsuitable for medical,surgi	599 667	7 485 649	2 650 333	35 646 675
8418509100	Refri chambers, capacity<200 l of kindsuitable for medical,surgical	127 923	1 357 202	668 518	6 815 094
8418509900	Refrigerating equipment,capacity <=200 l not for medical, surgical	168 390	4 582 090	739 511	22 071 571
8418610000	Heat pump oth than ACmachines of heading 84.15	24 852	986 018	376 288	5 521 053
8418691000	Beverage coolers equipment;heat pumps	48 081	631 485	520 080	6 392 086
8418693000	Drinking water coolers equipment;heatpumps	3 819	393 606	81 177	3 322 641
8418694100	Water chillers cap>21.10 kw for AC with a refrigerating equip;hea	34 664	1 204 667	164 497	10 963 934
8418694900	Water chillers cap>21.10 kw not for AC machine with a refrigeratir	160 518	1 312 480	1 667 636	13 867 022
8418695000	Scale ice-maker units equipment;heat pumps	41 930	580 844	544 178	3 238 966
8418699000	Oth refrigt/freez equip,oth than heat pump oth than air conditior	349 132	3 554 759	3 622 048	30 656 747
8418910000	Part for good,sub 8418.(10,21,29,30,40),furniture to refri/freez	81 853	1 134 875	1 220 722	7 533 093
8418991000	Evaporators and condensers	518 365	6 432 197	3 093 502	34 140 525
8418994000	Aluminium rollbonds for sub 8418.10.10,8418.21, 8418.22 and 84	188 863	1 436 023	960 524	7 819 648
8418999010	Cabinets and doors, welded/painted	142 748	6 386 423	243 617	12 502 077
8418999090	Oth part refrig & freezers equipment electric/oth	688 485	10 620 009	2 429 571	40 883 396
8419111000	Instant gas water heaters,for householdtype, non electric	58 371	695 700	591 662	5 781 345
8419119000	Instant gas water heaters,not forhousehold type, non electric	42 215	432 242	669 492	3 613 912
8419191000	Instant water heaters oth than gas ,for household type, non elect	35 451	165 906	126 550	718 995
8419199000	Instant water heaters oth than gas ,not for household type, non e	5 378	474 899	61 999	3 506 140
8419200000	Instant water heaters, non electric forMedical,surgical/laboratory	25 007	338 961	1 262 337	10 088 972
8419311010	Evaporators,dryers for agriculture products, electrically operated	104 132	457 198	1 470 771	6 370 848

I.3. IMPOR MENURUT KOMODITI / IMPORT BY HS COMMODITY
***** DESEMBER/DECEMBER 2012 *****

HS	Uraian Komoditi Commodity Description	Berat Bersih / Net Weight (Kg)		Nilai / Value C.I.F (US\$)	
		Bulan ini Current Month	Kumulatif Cum.Jan. to date	Bulan ini Current Month	Kumulatif Cum.Jan. to date
8419311090	Oth.than evaporators,dryers for agriproducts, electrically operater	319 733	3 318 953	3 410 446	37 795 599
8419312000	Dryers for agriculture products, nonelectrically operated	24	238 831	800	1 282 971
8419321000	Dryers for wood, paper pulp, paper/paperboard, electrically opera	23 922	1 284 111	809 577	16 871 468
8419322000	Dryers for wood, paper pulp, paper/paperboard, non electrically o	662	62 487	36 870	852 427
8419391100	Dryers machine electrically operated, for manufacture PCB	32 363	406 693	1 539 941	7 829 334
8419391900	Other dryers machine electrically operated	441 090	7 153 438	3 985 984	84 772 524
8419392000	Other dryers machine not electrically operated	107 457	301 280	2 122 586	3 288 168
8419401000	Distilling/rectifying plant electrically operated	133 061	1 486 226	7 765 380	38 102 014
8419402000	Distilling/rectifying plant not electrically operated	64 620	197 788	191 431	2 667 062
8419501000	Heat exchange units for Cooling towers	148 761	6 894 104	891 572	103 601 037
8419509010	Condensers for air conditionersfor motor vehicles	5 719	1 048 391	159 075	17 805 055
8419509020	Oth condensers for air conditioners	14 327	498 505	246 844	9 566 316
8419509030	Oth condensers electrically operated	377 972	2 748 329	2 799 524	39 220 354
8419509040	Oth condensers not electrically operated	45 030	1 844 182	618 433	30 123 516
8419601000	Machinery for liquefying air or othgases electrically operated	326 850	2 323 196	4 217 510	49 351 156
8419602000	Machinery for liquefying air or othgases not electrically operated	5 136	271 474	10 747	3 357 580
8419811000	Oth.mach,plant&equip for make hot drink/for cook/heat food, elk	38 055	423 579	516 619	5 825 752
8419812000	Oth.mach,plant&equip for make hot drink/for cook/heat food,not	37 592	396 078	297 521	3 866 492
8419891300	Machinery by a proces involving heat for manufacture of PCB/PWI	145 031	918 076	496 569	4 845 595
8419891900	Oth mach for making hot drinks/for cooking/heating food,electric	769 393	10 982 984	7 545 325	107 072 172
8419892000	Oth mach for making hot drinks/for cooking/heating food,not elec	33 252	1 868 882	1 945 510	22 303 879
8419901200	Part machin for the treatment by procesinvolve heat,for manufact	16 240	184 775	271 079	5 323 565
8419901300	Parts of electrically operated , casingfor cooling towers	18 319	57 812	117 447	967 542
8419901900	Parts, oth machicne electrically operated	457 699	4 685 106	3 719 991	46 998 042
8419902100	Part machine,non-electric op,for treatby proces involve heat , hous	594	96 275	10 455	345 429
8419902900	Part machine,non-electric op,for treatby proces involve heat ,not l	135 295	1 874 407	1 921 350	20 428 508
8420101000	Apprt.for the appl dry film/liquid photo resist.soldering paste, adh	110	48 269	1 732	143 066
8420102000	Oth Roller for ironing or wringers machsuitable for domestic use	12	30 910	76	224 582
8420109000	Oth calendering/oth rolling machine	16 277	1 023 838	170 539	17 184 830
8420911000	Cylinders, parts of apparatus for theappl of dry film,liquid photo re	45	5 983	3 823	94 092
8420919000	Cylinders, parts for oth calendering/oth rolling machine	9 857	270 509	195 654	2 239 259
8420991000	Oth parts of apparatus for the applic of dry film,liquid photo resist	478	29 332	43 253	1 774 581
8420999000	Oth parts for calendering/oth rolling machines	2 308	108 923	35 331	1 152 831
8421110000	Centrifuges,including centrifugal dryers for cream separators	4 602	202 200	133 127	6 093 595
8421120010	Centrifuges,including centrifugal dryers for cloth dryers cap<30 l	9	57 796	26	359 316
8421120020	Centrifuges,including centrifugal dryers for cloth dryers cap>30 l	7 358	66 239	13 749	411 537
8421191000	Centrifuges,including centrifugal dryers for sugar manufacture	245 588	1 884 599	5 651 080	22 517 944
8421199000	Oth centrifuges,including centrifugal dryers	28 518	231 605	987 556	7 632 739
8421211100	Filtering/purifying water machine & app for domestic use of a cap	111 718	1 245 320	682 971	8 336 013
8421211900	Oth filtering/purifying water machin& app of a capacity <= 500 l/l	305 652	3 085 103	3 578 396	34 420 831
8421212200	Filtering/purifying water machine & app,electrically operated of a	1 122 508	4 262 108	9 045 100	39 508 943
8421212300	Filtering/purifying water machine & app,non electric operated of .	29 641	1 543 449	573 879	13 365 037
8421223000	For filter/purify beverages oth thanwater, electric operated of a ca	3	37 978	780	364 249
8421229000	For filter/purify beverages oth than water of a capacity <= 500 l/hr	39 741	1 913 252	329 040	10 065 409
8421231100	Oil filters for internal combustionengines machinery pos 8429 or {	51 448	866 007	895 596	13 470 635
8421231900	Petrol filters for internal combustionengines machinery pos 8429	97 880	1 142 539	1 615 086	15 415 528
8421232100	Oil filters for motor vehicles ofchapter 87	144 309	1 718 469	1 776 699	21 272 468
8421232900	Petrol filters for motor vehicles ofchapter 87	78 183	917 049	1 071 447	13 378 313
8421239100	Oil filters for internal combustionengines machinery pos 8429 or {	12 656	224 169	198 281	2 078 842
8421239900	Petrol filters for internal combustionengines machinery pos 8429	71 648	993 803	974 381	14 670 081
8421291000	Filter/purify mach&appa for liquid of akind used for medical, surgi	125 994	892 278	768 912	13 518 401
8421292000	Filter/purify mach&apparatus for liquidof a kind used for sugar ma	33 251	151 130	409 086	1 712 260
8421293000	Filter/purify mach&apparatus for liquidof a kind used in oil drill op	21 260	446 508	234 724	11 257 506
8421294000	Filter/purify mach&apparatus for petrolfilters	6 056	131 077	43 400	2 172 502
8421295000	Filter/purify mach&apparatus for oil filters	18 639	249 583	320 702	3 875 079
8421299000	Oth filtering machinery & apparatus forliquids not electrically oper	228 891	4 451 508	4 706 809	61 943 931
8421311000	Intake air filters for inter combustionengines for machine chapter	41 454	491 240	485 666	5 408 918
8421312000	Intake air filters for inter combustionengines for motor vehicles of	100 369	1 212 152	1 613 834	22 932 222
8421319000	Oth intake air filters for internalcombustion engines	49 154	955 375	575 124	12 961 781
8421392000	Air purifiers	164 196	3 363 710	3 458 829	64 709 083
8421399000	Filtering machines&apparatus for gases	1 561 456	12 543 227	13 059 745	84 515 425
8421911000	Parts of goods of subheading 8421.12. of centrifuges,includ centrif	3 256	22 826	51 763	525 311
8421912000	Parts of goods of subheading 8421.19.10of centrifuges,includ cent	37	27 193	553	989 554
8421919000	Parts of subhd 8421.11.00/8421.19.90 ofcentrifuges,includ centrif	7 008	91 938	217 748	3 761 249
8421992000	Parts filter cartridges of filter,subhd8421.23	104 902	1 421 523	5 535 115	45 178 139
8421993000	Parts of goods of subheading 8421.31	70 284	1 275 006	862 691	14 924 246
8421999100	Oth parts of goods of subheading8421.29.20	1 102	34 530	25 814	440 074
8421999400	Oth parts of goods of subheading 8421.21.11/8421.21.21	75 897	787 534	244 659	3 117 728
8421999500	Oth part of subhd 8421.31,8421.23.11,8421.23.19,8421.23.91/842	19 308	293 345	217 729	4 337 789
8421999900	Oth parts of goods of subheading8421.21.11/8421.21.21	456 280	4 981 595	5 943 318	72 339 717
8422110000	Dish washing machin of the house holdtype	3 612	68 738	25 016	402 333

I.3. IMPOR MENURUT KOMODITI / IMPORT BY HS COMMODITY
***** DESEMBER/DECEMBER 2012 *****

HS	Uraian Komoditi Commodity Description	Berat Bersih / Net Weight (Kg)		Nilai / Value C.I.F (US\$)	
		Bulan ini Current Month	Kumulatif Cum.Jan. to date	Bulan ini Current Month	Kumulatif Cum.Jan. to date
8422190000	Dish washing machines not of thehousehold type	8 601	223 418	249 874	3 832 255
8422200000	Machinery for cleaning/drying bottles or oth containers	34 299	265 319	285 669	4 605 049
8422300000	Machinery for aerating beverages,filling,closing,seal,label bottles,	230 143	4 448 175	3 617 295	133 561 990
8422400000	Other packing, wrapping machinery(inc heat-shrink wrapping machi	367 476	4 976 618	17 446 885	199 439 163
8422901000	Parts of goods of subheading 8422.11	992	24 420	29 428	268 784
8422909000	Part goods of subhd 8422 of oth than subheading 8422.11	244 487	1 575 058	15 043 228	86 480 193
8423101000	Personal weighing machin,including baby&household scales,electr	32 253	404 196	131 603	1 511 949
8423102000	Personal weighing machin,including baby& household scales,not e	108 992	904 089	216 840	2 342 731
8423201000	Scales for continuous weighing of goodson conveyors, electrically	22 077	2 806 937	342 917	11 369 627
8423202000	Scales for continuous weighing of goodson conveyors, not electric	749	86 719	69 781	946 073
8423301000	Constan weight scales,predetermin weightscales & hopper scales,e	114 651	982 031	972 164	10 493 892
8423302000	Constan weight scales,predetermin weightscales&hopper scales,no	1	239 275	1	690 508
8423811000	Oth weighing machinery,max capacity<=30 kg, electrically operate	23 144	391 524	445 349	6 858 446
8423812000	Oth weighing machinery,max capacity<=30 kg, not electrically ope	154 234	1 789 852	279 976	3 373 856
8423821100	Oth.weigh mach,having a maximum weight30<capacity <= 1 000kg	9 284	119 970	27 604	735 366
8423821900	Oth.weigh mach,having a maximum weight1000<capacity <= 5 000	36 908	297 784	836 114	2 856 013
8423822100	Oth.weigh mach,having a maximum weight30<capacity <= 1 000kg	24 429	112 979	37 494	587 226
8423822900	Oth.weigh mach,having a maximum weight1000<capacity <= 5 000	22 595	137 648	56 615	704 364
8423891000	Oth weigh mach,oth.capacity > 5 000kg,electrically operated	26 702	946 849	116 151	6 100 689
8423892000	Oth weigh mach,oth.capacity > 5 000kg,not electrically operated	57 907	427 192	59 539	935 104
8423901000	Weighing machine weights	4 654	81 907	147 133	1 652 213
8423902100	Parts of Weighing machinery, electricall operated	67 348	469 428	541 019	7 295 228
8423902900	Parts of Weighing machinery,not electricall operated	63 662	433 285	219 234	1 589 381
8424101000	Fire extinguishers,whether/not chargedsuitable for aircraft use	0	10 306	0	237 629
8424109000	Fire extinguishers,whether/not chargedfor oth than aircraft use	64 204	663 516	313 277	3 934 672
8424201100	Spray guns & similar appliances for agri/horticultural,electric oper	7 128	67 138	86 593	313 320
8424201900	Spray guns&similar appliances not foragricult/horticultural,electric	2 712	275 913	90 668	3 381 383
8424202100	Spray guns & similar appliances foragricultural/horticultural,not el	9 505	62 225	67 032	232 439
8424202900	Spray guns&similar appliances not foragricultural/horticultural,not	31 626	394 521	127 480	2 093 201
8424300000	Steam/sand blasting machines&similar jet projecting machines, el	176 477	2 044 923	1 419 345	23 399 297
8424811000	Oth spraying liquid machine for agricul/hortikultural, drip irrigatio	41 338	310 551	340 708	1 897 013
8424813000	Hand-operated insecticide sprayers foragriculture/horticulture	100 311	901 536	578 143	4 338 955
8424814000	Oth.mach appliances for agricultural orhortikultural, not electically	76 230	680 638	297 585	2 679 931
8424815000	Oth.mach appliances for agricultural orhorti,oth drip irrigation sys	49 221	971 871	210 183	9 351 160
8424891000	Hand operated household sprayers ofcapacity not exceeding 3 l	73 939	513 747	154 834	1 600 360
8424892000	spray heads with dip tubes	53 178	585 433	182 684	3 572 553
8424894000	Dispersing/spraying machine of chemicalor electrochemical, for m	1 842	49 118	71 102	1 763 311
8424895000	Oth appl for project,dispers,spray liquids/powders,not household	109 817	1 475 489	1 237 472	13 508 975
8424899000	Oth appl for project,dispers,spray liquids/powders,not household	79 212	1 750 736	616 765	11 634 726
8424901000	Parts of fire extinguisher	120 283	920 901	827 524	6 990 115
8424902100	Parts of spray guns, of good of subhead8424.20.11,electrically ope	19 005	91 495	27 780	159 927
8424902300	Parts of spray gun,oth than of good ofsubhead 8424.20.11,electric	44 570	441 841	282 235	4 350 375
8424902400	Parts of spray guns, of good of subhead8424.20.11,not electrically	6 762	67 974	37 776	447 704
8424902900	Parts of spray gun,oth than of good ofsubhead 8424.20.11,not ele	18 579	250 284	106 565	3 190 621
8424903000	Parts of steam/sand blasting machine &similar jet projecting mach	9 178	466 202	375 182	4 483 387
8424909300	Parts of oth appliance of subhead8424.81.10/8424.81.20	3 827	158 582	33 306	611 979
8424909400	Parts of oth appliance of subhead8424.81.30/8424.81.40	6 002	126 969	37 650	554 516
8424909500	Parts of oth appliance of subhead8424.81.10/8424.81.20	5 372	11 460	9 672	108 242
8424909900	Oth mechanical appliances (whether/not hand operated)	480 190	2 973 640	5 222 429	29 596 659
8425110000	Pulley tackle & hoists oth than skip for raising vehicles, by electric	167 961	3 370 674	1 622 843	31 433 468
8425190000	Pulley tackle & hoists oth than skip for raising vehicles, not electric	267 656	5 752 186	1 157 256	23 194 033
8425310000	Oth winches; capstans, poweredby electric motor	104 034	1 896 456	528 336	12 618 415
8425390000	Oth winches;capstans,oth than powered by oth electric motor	969 023	5 792 429	2 296 857	32 884 824
8425410000	Jacks hoists of built in jacking systemof a type used in garages	106 924	1 718 348	655 575	6 273 990
8425421000	Jacks used in tipping mechanismfor lorries	26 756	1 747 128	76 275	4 594 371
8425429000	Oth jacks and hoists, hydraulic	495 875	6 958 061	1 237 179	19 130 281
8425491000	Oth jacks;hoists of a kind used forraising vehicles, electrically oper	12 398	806 671	483 502	4 055 322
8425492000	Oth jacks;hoists of a kind used forraising vehicles, not electric oper	66 262	1 432 520	575 509	3 860 780
8426110000	Overhead traveling cranes on fixedsupport	507 105	6 447 243	2 056 159	29 257 231
8426120000	Mobile lifting frames on tyres andstraddle carries	206 680	10 166 819	487 879	44 916 497
8426192000	Bridge cranes	175 542	6 052 630	235 574	31 694 406
8426193000	Gantry cranes	450	3 741 147	9 031	26 329 138
8426199000	Other transporter cranes	1 298 940	36 986 110	6 382 167	148 872 363
8426200000	Tower cranes	760 593	13 717 237	1 478 911	38 816 753
8426300000	Portal/pedestal jib cranes	20 574	13 613 802	159 963	45 417 182
8426410000	Other Mobile lifting frames, self propelled, on tyres	146 800	9 087 987	825 087	66 795 986
8426490000	Other Mobile lifting frames, self propelled,oth than on tyres	813 650	12 591 561	5 049 503	71 635 211
8426910000	Other derricks machine designed formounting on road vehicles	315 375	3 339 376	864 318	9 864 046
8426990000	Other derricks machine designed formounting oth than on road v	1 297 744	4 194 401	7 713 624	27 739 656
8427100000	Self-propelled trucks powered by anelectric motor	920 939	8 666 900	6 143 945	56 529 473
8427200000	Oth self-propelled trucks	2 761 753	30 052 312	12 175 855	145 715 545

I.3. IMPOR MENURUT KOMODITI / IMPORT BY HS COMMODITY
***** DESEMBER/DECEMBER 2012 *****

HS	Uraian Komoditi Commodity Description	Berat Bersih / Net Weight (Kg)		Nilai / Value C.I.F (US\$)	
		Bulan ini Current Month	Kumulatif Cum.Jan. to date	Bulan ini Current Month	Kumulatif Cum.Jan. to date
8427900000	Oth trucks	429 743	5 011 793	1 610 748	19 206 713
8428101000	Passenger lifts	1 082 259	14 227 841	4 364 073	56 092 840
8428102100	Oth lifts of a kind used in buildings	11 914	147 807	59 967	348 433
8428102900	Oth lifts oth than of a kind used inbuildings	113 855	1 551 214	515 579	9 482 217
8428109000	Skip hoists	79 763	211 167	624 032	1 835 259
8428201000	Pneumatic elevators and conveyors foragricultural use	5 908	84 131	5 858	407 072
8428202000	Automated machines for the transport,handling & storage of PCB/	90 909	288 282	519 926	4 841 211
8428209000	Oth pneumatic elevators & conveyors	306 007	4 771 701	3 058 042	50 452 858
8428310000	Oth continuous act elevators &conveyorsspecially designed for un	3 721	1 017 997	55 492	3 152 169
8428321000	Oth continuous act elevators &conveyorsof bucket type,used for a	1 583	25 799	25 408	172 482
8428329000	Oth continuous act elevators &conveyorsof bucket type,not used f	250 445	4 621 054	3 008 006	29 731 129
8428331000	conveyors belt , of kind use foragricultural type	610	180 703	16 949	783 587
8428332000	conveyor belt, Automated machiine forthe transport,hand & stora	124 411	2 915 175	258 922	12 683 012
8428339000	Other conveyor belt	51 268	389 580	817 585	4 186 237
8428391000	Other elevator of kind use foragriculture	11 354	136 741	51 356	450 002
8428393000	Oth elevator, automated machin fortransport, handling & storage	3 897	491 136	28 264	3 185 198
8428399000	Oth continuous-action elevators&conveyor, for goods/materials	502 412	11 007 082	5 106 976	91 810 664
8428400000	Escalators and moving walkways	918 126	6 377 547	2 328 850	15 868 743
8428600000	Teleferics, chair-lifts, ski-draglines;traction mechanisms for funicul	23 816	32 841	151 529	496 938
8428902000	Automated machine for the transport ,handling&storage of PCB/	4 194	238 507	95 508	1 493 767
8428903000	Mine wagon, locomotive/wagon transeverss,similar railway wago	113 684	842 287	2 935 300	13 454 001
8428909000	Other machine for lifting, handling, loading/unloading	502 143	9 087 591	6 424 753	54 971 385
8429110000	Track laying, bulldozers and angledozers	437 057	38 786 525	2 590 062	359 109 454
8429190000	Bulldozer & angledozers other than track laying	389 068	6 721 951	1 629 348	55 651 233
8429200000	Graders and levellers	214 136	17 602 119	2 165 718	199 742 754
8429300000	Scrapers	511	162 313	5 904	2 188 790
8429403000	Tamping machines	119 325	4 702 800	570 552	24 712 809
8429404000	Vibratory smooth drum rollers, withcentrifuge force drum<20 ton	337 090	5 274 857	941 355	23 918 234
8429405000	Other vibratory road rollers	357 320	1 874 431	1 631 074	8 092 090
8429409000	Other Tamping mcachine and road rollers	73 528	975 978	204 236	3 549 581
8429510000	Front-end shovel loaders	1 721 069	28 605 322	7 271 058	169 382 969
8429520000	Mach with a 360,revolving super struct,mech shovels,excavators a	12 823 301	237 609 543	52 457 465	1 254 506 634
8429590000	Mech shovels,excavators & shove loaderoth front-end shovel,canr	1 364 140	12 307 849	12 251 513	92 744 757
8430100000	Pile-drivers and pile-extractors	1 684 540	18 500 141	2 282 998	27 273 249
8430200000	Snow-ploughs and snow-blowers	0	568 319	0	4 050 928
8430310000	Coal/rock cutters and tunneling machine , self-propelled	8 413	530 267	18 532	12 267 785
8430390000	Coal/rock cutters and tunneling machine ,oth than self-propelled	23 005	1 628 275	170 766	42 756 138
8430410000	Oth boring/sinking machinery selfpropelled	382 887	5 542 659	12 535 570	75 102 490
8430491000	Boring mach,Wellhead platforms & integra produc modules for us	22 945	2 053 229	416 531	21 149 081
8430499000	Other boring or sinking machinery, notself propeled	108 099	1 344 099	1 886 595	13 260 250
8430500000	Oth moving,grading,levelling,scrapingmachinery, self-propelled	5 185 973	6 244 575	69 714 052	76 154 076
8430610000	Tamping/compacting machinery, not self propelled	29 731	459 085	76 055	1 908 104
8430690000	Oth machinery of hedaing 84.30 not self-propelled	87 577	1 698 898	499 033	10 200 492
8431101300	Parts suitable for of goods of subhead8425.19,8425.39or8425.49,(24 794	1 197 710	348 641	20 830 780
8431101900	Oth parts suitable for of goods ofheading 84.25,electrically operat	101 887	4 626 276	541 437	68 163 885
8431102200	Part suitable for goods of sub 8425.11,842520,8425.31,8425.41,84	17 984	1 057 074	158 616	4 166 933
8431102900	Oth parts suitable for of goods ofheading 84.25,not electrically op	20 344	1 007 396	154 557	3 881 103
8431200000	Parts suitable for goods of head 84.27	152 235	1 540 088	891 436	11 324 798
8431311000	Parts of goods of shd 8428.10.(21,29),8428.10.90,of lift skip hoist/	329 463	3 375 636	600 454	10 429 623
8431312000	Parts of goods of shd 8428.10.10), 8428.40.00,of lift skip hoist/esc	315 662	3 682 668	980 567	15 510 899
8431391000	Part suitable for goods sub 8428.20.10,8428.32.10, 8428.33.10/84	152 015	682 264	1 037 317	7 123 446
8431392000	Parts suitable for goods of subheading 8428.90	7 385	65 401	161 864	1 348 981
8431394000	Part of auto mach. for transport/storage of PCB/PWBs/PCAs	49 264	342 651	457 743	3 973 612
8431399000	Part of other lifting,handling/loadingmachine	361 107	10 132 797	3 110 252	112 429 170
8431411000	Buckets, shovels, grabs and grips,ofmachine of subheading 84.26	54 940	770 537	746 470	4 842 574
8431419000	Buckets, shovels, grabs and grips,ofmachine other than of subhea	654 550	4 754 219	3 402 142	30 061 824
8431420000	Bulldozer or angledozer blades	242 192	6 178 993	1 657 205	35 809 722
8431430000	Parts of boring/sinking machinery of subhead 8430.41/8430.49	1 954 082	430 454 409	31 323 850	443 172 550
8431491000	Parts of machinery of heading 84.26 oththan Buckets, shovels, gra	359 640	4 459 130	2 432 459	26 668 147
8431492000	Cutting edges or end bits for scrapers,graders/levellers	778 615	16 831 261	2 387 964	47 389 167
8431494000	Cutting edges or end bits for bulldozeror angledozer blades	60 626	298 055	129 438	1 981 765
8431495000	Parts of road rollers	79 703	2 469 053	810 165	11 628 391
8431496000	Oth parts of machinery of heading 84.30.20.00	0	5 228	0	261 387
8431499000	Oth parts suitable use of machinery ofheading 84.30	7 859 234	134 426 575	44 165 840	798 578 147
8432100000	Ploughs	12 513	69 536	43 278	239 024
8432210000	Disc harrows	1 643	54 462	7 465	231 606
8432290000	Scarifiers, cultivators, weeders, hoesand oths harrows	7 291	136 763	32 601	864 281
8432300000	Seeders, planters and transplanters	11 975	72 818	61 145	494 090
8432400000	Manure spreaders ,fertiliser distributor	2 350	221 973	38 870	1 149 105
8432801000	Other machinery for soil preparation orcultivation;of agricult/hort	7 400	80 402	83 150	1 849 179
8432802000	Lawn/sports-ground rollers	1 103	5 266	7 000	83 464

I.3. IMPOR MENURUT KOMODITI / IMPORT BY HS COMMODITY
***** DESEMBER/DECEMBER 2012 *****

HS	Uraian Komoditi Commodity Description	Berat Bersih / Net Weight (Kg)		Nilai / Value C.I.F (US\$)	
		Bulan ini Current Month	Kumulatif Cum.Jan. to date	Bulan ini Current Month	Kumulatif Cum.Jan. to date
8432809000	Other machinery for soil preparation orcultivation	2 127	474 288	23 157	1 737 782
8432901000	Parts of machinery of subheading8432.80.90	676	9 634	7 826	96 621
8432909000	Parts oth machinery for soil preparation/cultivation	3 693	1 169 013	81 396	3 872 517
8433110000	Mowers for lawns,parks/ground,poweredwith the cutting device r	152 923	1 920 945	519 136	6 548 951
8433191000	Mowers for lawns,parks/sports-groundsmanually operated	0	2 500 205	0	259 407
8433199000	Oth mowers for lawns, parks/sport ground,oth than manually ope	9 230	711 027	157 248	3 858 620
8433200000	Oth mowers,including cutter bars fortractor mounting	2 709	178 065	25 437	1 565 301
8433300000	Other haymaking machinery	265	9 349	3 948	122 775
8433400000	Straw or fodder baler,including pick-upbalers	0	14 545	0	224 170
8433510000	Combined harvester-threshers macinery	420 120	2 537 557	2 059 008	13 077 375
8433520000	Other threshing machinery	13 457	144 395	166 022	709 116
8433530000	Root or tuber harvesting machines	4 683	7 331	3 588	32 193
8433591000	Cotton pickers and cotton gins	0	21	0	504
8433599000	Other harvesting, thresing machinery	9 962	218 376	96 170	3 641 649
8433601000	Machin for cleaning,sorting/grading eggfruit/oth agricultur prod,el	144 111	1 286 668	2 046 979	31 911 727
8433901000	Part mach:castor,of 100< diameter(inc tyres)<= 250mm,width whe	4 237	41 722	29 660	263 686
8433902000	Other parts machine of goods of subhead8433.11 or 8433.19.90	5 116	451 738	11 890	791 165
8433903000	Other parts machine of goods of subhead 8433.19.10	0	1 088	0	13 501
8433909000	Other parts harvesting or threshingmachine	2 156	168 521	8 816	796 725
8434101000	Milking machines, electrically operated	900	16 454	7 126	236 821
8434102000	Milking machines,not electric operated	0	3 459	0	21 548
8434201000	Dairy machinery, electrically operated	9 900	496 843	501 460	24 346 370
8434202000	Dairy mach, not electrically operated	3 660	5 149	133 988	148 267
8434901000	Parts of milking & dairy mach.of electoperated machines	894	72 564	52 969	2 943 404
8434902000	Parts of milk & dairy mach of non electoperated machines	2 049	33 680	17 415	611 643
8435101000	Presses,crushers & manufacture of wine,cider,fruit juices,electric c	16 173	1 202 843	118 371	7 741 291
8435102000	Presses,crushers & manufacture of wine,cider,fruit juices,not elect	3 858	78 416	4 472	121 153
8435901000	Parts of presses,crushers & manufactureof wine,cider,fruit juices,€	38 734	187 576	431 461	1 370 315
8435902000	Parts of presses,crushers & manufactureof wine,cider,fruit juices,r	54	4 134	28 119	48 441
8436101000	Machinery for preparing animal feedingstuffs, electrically operate	468 395	4 820 794	4 117 959	31 835 950
8436102000	Machinery for preparing animal feedingstuffs, not electrically oper	5 393	312 536	17 614	995 786
8436211000	Poultry incubators & brooders, electricoperated	587 387	4 368 573	4 309 451	32 138 859
8436212000	Poultry incubators & brooders, notelectrically operated	0	116 849	0	1 035 497
8436291000	Oth poultry-keeping machinery, electricoperated	218 884	3 102 823	763 766	9 694 627
8436292000	Oth poultry-keeping machinery, notelectrically operated	52 795	1 019 220	311 693	4 009 620
8436801100	Other agric or horticultural machine,electric operated, inc Germin:	0	69 102	0	447 992
8436801900	Other machine, electric operated for poultry include bee keeping	489 852	832 791	1 707 365	3 348 436
8436802100	Other agric or horticultural machine,not electric operated, inc Ger	7 963	178 990	37 870	1 591 711
8436802900	Other machine, not electric operated for poultry include bee keepi	0	166 852	0	886 550
8436911000	Parts of poultry-keeping machinery/ poultry,incubator & brooders	54 990	1 155 483	448 827	6 660 756
8436912000	Parts of poultry-keeping machinery/ poultry,incubator&brooders,r	8 477	162 622	59 963	951 721
8436991100	Parts of other machin for agri & horti type,electric operated	24 805	314 658	85 651	504 260
8436991900	Parts of other poultry/bee-keeping machin, electric operated	39 217	1 175 217	370 921	5 128 674
8436992100	Parts of other machin for agri & hortitype/germanium ,not electric	4 361	175 735	39 594	1 556 996
8436992900	Parts of other poultry/bee-keepingmachine, not electric operated	51 326	326 366	287 457	2 401 344
8437101000	Machinery for grains:winnowing & cleanmachine, electrically oper	184 964	815 988	1 029 630	7 900 475
8437102000	Machinery for grains:winnowing & cleanmachines,not electric ope	0	3 812	0	43 284
8437103000	Machine for clean,sorting/grading seed ,grain dried leguminous ve	162 256	2 068 963	1 489 806	24 779 587
8437104000	Mach for clean,sorting/grad seed,graindried leguminous vegetabl	4 121	314 999	14 600	1 826 880
8437801000	Rice hullers & cone type rice mills,electrically operated	5 200	366 958	19 180	798 424
8437802000	Macinery for rice hullers & cone typerice mills,not electrically ope	24 843	797 248	33 488	1 106 824
8437803000	Cofee & corn mills machine for industrytype, electrical operated	138	138 247	2 624	2 586 560
8437804000	Cofee & corn mills machine for industrytype, not electrical operate	26 050	554 914	39 335	1 266 041
8437805100	Polishing machine for rice, sieving,bran cleaning&husking machine	13 931	289 996	81 755	1 001 071
8437805900	Other machine used in the milling indust or working of cerals, elec	108 137	939 300	209 336	2 642 503
8437806100	Polishing machine for rice, sieving,bran cleaning&husking machine	66 072	825 253	106 610	1 145 047
8437806900	Other machine used in the milling indust or working of cerals, not	27 496	571 122	36 149	4 241 233
8437901100	Parts of machin of subheading 8437.10 ,electrically operated	95 347	966 812	358 542	5 756 683
8437901900	Parts of machines oth than of subhead8437.10,electrically operate	58 551	900 332	91 311	1 280 279
8437902100	Parts of machines of subheading 8437.10,not electrically operated	0	21 112	0	96 338
8437902900	Oth parts of machines of subheading8437.10, not electrically ope	143 641	1 391 366	145 589	1 979 694
8438101000	Bakery machine,macaroni,spaghetti/simila products, electrically c	254 555	3 457 671	5 846 728	56 898 783
8438102000	Bakery machine,macaroni,spaghetti/simila products, not electrical	49 142	739 966	60 032	1 173 569
8438201000	Machine for the manufac of confectionary cocoa/chocolate, electr	37 402	1 920 904	414 407	54 377 693
8438202000	Machine for the manufacture of confectionary chocolate,not elect	129	14 488	251	117 117
8438301000	Machine for sugar manufacture, electricoperated	147 762	5 459 552	1 681 817	60 092 915
8438302000	Machinery for sugar manufacture, notelectrically operated	56	62 462	8 900	318 487
8438400000	Brewery machinery, electrically operated	0	6 574	0	106 341
8438501000	Mach for the preparation of meat/poultry ,electrically operated	47 441	739 362	1 146 029	15 228 230
8438502000	Mach for the preparation of meat/poultry ,not electrically operate	3 942	113 767	5 310	537 284
8438601000	Machiner for the preparation of fruits,nuts/vegetable, electrically	27 774	356 112	218 304	8 762 029

I.3. IMPOR MENURUT KOMODITI / IMPORT BY HS COMMODITY
***** DESEMBER/DECEMBER 2012 *****

HS	Uraian Komoditi Commodity Description	Berat Bersih / Net Weight (Kg)		Nilai / Value C.I.F (US\$)	
		Bulan ini Current Month	Kumulatif Cum.Jan. to date	Bulan ini Current Month	Kumulatif Cum.Jan. to date
8438602000	Machiner for the preparation of fruits,nuts/vegetable, not electric	0	441 713	0	1 333 695
8438801100	Coffee pulpers, electrically operated	71 417	499 687	420 976	6 980 403
8438801200	Coffee pulpers, not electrically operated	98	13 368	7 499	192 239
8438809100	Other machine for the industrial preparation/manufacture, electri	119 227	3 382 869	2 560 090	47 960 063
8438809200	Other machine for the industrial preparation/manufacture, not el	35 124	215 593	1 480 374	1 925 583
8438901100	Parts of electrically operated machine of subheading 8438.30.10	14 653	902 509	69 016	9 566 439
8438901200	Part of coffee pulper,electric operated machines	1 492	2 344	3 000	67 123
8438901900	Parts of oths goods of heading 84.38 electrically operated	483 605	2 698 001	8 371 289	39 790 012
8438902100	Parts of goods of subheading 8438.30.20not electrically operated	188 469	605 914	613 684	1 800 462
8438902200	Part of coffee pulpers,non electric operated machines	0	42	0	731
8438902900	Parts of oth goods of heading 84.38.20 of coffee pulpers,not elect	6 783	350 996	116 830	4 511 282
8439100000	Machinery for making pulp of fibrouscellulosic material	206 803	346 159	520 751	1 885 298
8439200000	Machinery for making paper/paperboard	926 819	5 335 085	433 085	147 285 395
8439300000	Machinery for finishing paper/paperboard	335 409	1 879 894	1 521 500	31 136 713
8439910000	Part of machine for mak pulp of fibrouscellulosic material,electric	492 122	3 014 677	5 165 333	68 684 350
8439990000	Parts for making/ finishing paper/ paperboard, electrically operate	498 807	5 749 207	7 679 393	116 836 791
8440101000	Book-binding mach, includ book-sewing,electrically operated	83 898	622 470	324 017	6 126 909
8440102000	Book-binding mach, includ book-sewing,not electrically operated	4 057	37 984	25 311	175 616
8440901000	Parts of book binding & sewing machines electrically operated mac	339	7 124	17 851	502 143
8440902000	Parts of book binding & sewing machinesnot electrically operated	0	262	0	21 513
8441101000	Cutting paper machines, electrycally operated	585 953	4 788 437	9 185 536	50 239 417
8441102000	Cutting paper machine, not electrycally operated	11 829	239 809	31 669	1 402 142
8441201000	Machine for making bags,sacks/envelopeselectrically operated	24 404	590 130	115 836	4 319 211
8441202000	Machine for making bags,sacks/envelopesnot electrically operatec	0	5 472	0	100 997
8441301000	Elect mach oth than by moulding for make cartons,boxes,cases,tul	100 714	1 921 691	1 461 872	18 775 697
8441302000	Not elect mach oth than by moulding formake cartons,boxes,cases	2 591	39 778	10 751	296 011
8441401000	Machines for moulding articles in paperpulp,paper/paperboard,ek	110 622	1 454 201	221 381	19 554 252
8441402000	Machines for moulding articles in paperpulp, paper/paperboard, n	174	14 047	155	103 188
8441801000	Oth machinery for making up paper pulp,paper/paperboard,electr	686 105	6 045 014	12 979 449	114 187 090
8441802000	Oth machinery for making up paper pulp,paper/paperboard,not el	41 303	276 729	1 394 338	8 111 249
8441901000	Part of machin for mak up paper pulp,paper/paperboard,cutting ma	184 499	1 545 903	1 074 202	16 934 547
8441902000	Parts of machin for mak up paper pulp,paper/paperboa,cutting ma	15 255	198 675	137 960	2 741 527
8442301000	Electric machine,app&equip for preparing/making plates,cylinders	78 998	748 390	1 583 939	13 515 885
8442302000	Non electric machine,app&equ for prepare/making plates,cylinder	5 208	129 648	95 458	2 292 589
8442401000	Parts,of electric machine,app&equip forprepare/making plates,cyl	46 927	887 807	147 525	4 870 690
8442402000	Parts, Non electric machine,app&equ forprepare/making plates,cy	1 906	66 169	68 415	1 587 433
8442500000	Plate,cyls&oth.print comp.plates,cyl & lithograph stones,prepared	75 995	971 547	793 922	11 255 631
8443110000	Ofset printing machinery, reel-fed	278 725	2 333 266	3 282 592	21 357 893
8443120000	Ofset printing machinery, sheet - fed,office type (use sheet<22x36	12 797	335 849	17 801	533 317
8443130000	Oth er ofset printing machinery	391 809	5 750 984	1 640 843	62 883 502
8443140000	Letterpress printing machine, reel-fed,excluding flexographic print	5 002	322 020	45 676	1 845 632
8443150000	Letterpress printing machine, other than reel fed, excluding flexog	3 032	236 378	68 690	767 915
8443160000	Flexographic printing machinery	167 849	1 869 576	3 378 065	33 877 024
8443170000	Gravure printing machinery	82 423	1 419 624	1 035 037	20 417 623
8443190000	Other printing machine use for print bymeans of plates, cylinder&	4 880	511 904	264 122	4 446 904
8443311010	Printer-copier,ink-jet,color,capable ofconnecting to a data machin	37 916	6 107 176	459 500	53 948 203
8443311090	Printer-copier,ink-jet proces,no color,capable of connect to data m	18 838	74 744	196 817	1 028 611
8443312010	Printer-copier,laser proces,color, capable connect to data mach/n	12 822	224 800	536 817	9 033 522
8443312090	Printer-copier,laser proces,no color, capable connect to data mach	43 525	623 810	1 456 575	13 710 084
8443313010	Combination printer-copier-facs machine, color,connect to data m	33 066	1 298 733	709 423	23 306 133
8443313090	Combination printer-copier-facs machine, no color,connect to dat	37 691	488 149	866 225	12 975 197
8443319010	Oth mach which perform >= 2 function ofprinting,copying/facsimil	538	2 958	32 023	265 174
8443319090	Oth mach which perform >= 2 function ofprinting,copying/facsimil	7 242	153 968	377 575	3 760 861
8443321010	Dot matrix printer,color,capable connect to data machine/network	1	85	80	2 286
8443321090	Dot matrix printer,no color,capable ofconnect to data machine/ne	142 246	1 613 134	4 460 309	47 759 448
8443322010	Ink-jet printer,color,capable of connect to a data machine/network	198 302	5 878 682	2 353 577	67 990 283
8443322090	Ink-jet printer,no color,capable connect to a data machine/network	3 935	152 929	583 890	8 605 952
8443323010	Laser printer,color,capable of connectto a data machine/network	22 976	315 488	726 912	6 757 275
8443323090	Ink-jet printer,no color,capable connect to a data machine/network	68 346	1 018 861	1 485 978	15 028 331
8443324000	Facsimile machine capable of connect toa data machine/network	50 876	289 975	883 298	5 146 783
8443325010	Screen printing machinery,color, for the manufacture pcb/pwb,	0	1 148	0	19 565
8443325090	Screen printing machinery,no color, forthe manufacture pcb/pwb,	48 290	63 221	377 702	1 240 686
8443326000	Plotters	33 692	65 566	121 316	874 580
8443329010	Other printing machine,color,capableconnect to data machine/net	5 309	35 841	108 704	716 946
8443329090	Other printing machine,no color,capable connect to data machine.	23 335	334 320	616 731	5 681 120
8443391100	Electrostat photocopy,color,by reproduc original image direct ont	0	125	0	1 967
8443391900	Electros Photocopy,no color, by reproduc original image direct ont	154 122	2 316 609	324 837	4 771 710
8443392010	Electrostat photocopy ,color,by reproduc original image in-direct c	0	9 220	0	282 116
8443392090	Electros photocopy ,no color,by reproduc original image in-direct c	187 378	2 489 348	302 616	5 154 729
8443393090	Oth photocopy apparatus incorporating an optical system,no color	30 774	104 472	201 007	797 130
8443394010	Ink-jet printer, color, not capable ofconnect to network	0	391	0	2 375

I.3. IMPOR MENURUT KOMODITI / IMPORT BY HS COMMODITY
***** DESEMBER/DECEMBER 2012 *****

HS	Uraian Komoditi Commodity Description	Berat Bersih / Net Weight (Kg)		Nilai / Value C.I.F (US\$)	
		Bulan ini Current Month	Kumulatif Cum.Jan. to date	Bulan ini Current Month	Kumulatif Cum.Jan. to date
8443394090	Ink-jet printer,not color,not capable of connect to network	2 446	10 757	4 230	26 297
8443399010	Laser printer , color, not capable ofconnect to network	0	97	0	2 232
8443399090	Laser printer ,not color,not capable of connect to network	8 085	84 156	78 767	1 449 967
8443910000	Part & accessori of print machinery used for print by component o	358 645	22 670 048	19 256 402	656 592 722
8443991000	Part & accessori of screen print machi-nerly for manufact of print c	21 003	69 944	1 139 778	3 026 048
8443992000	Ink-filled printer cartridges	159 186	3 322 781	7 878 530	109 333 460
8443993000	Paper feeders and sorters	3 185	48 281	99 012	2 074 241
8443999000	Oth part & accessori of screen printingmachinery	121 404	2 021 134	3 945 310	49 646 724
8444001000	Mach for extrude,texture/cut man-madetextile material,electric o	335 268	2 316 707	8 086 525	33 446 721
8444002000	Mach for extrude,texture/cut man-madetextile material,not elect	1 429	10 726	17 025	89 123
8445111000	Carding machines,electrically operated , for preparing textil fibres	83 705	4 760 053	203 695	33 320 484
8445112000	Carding machines, not electricallyoperated, for preparing textil fib	0	8 681	0	316 640
8445121000	Combing machines, electrically operated, for preparing textil fibre:	0	767 399	0	4 008 220
8445131000	Drawing/roving machines, electricallyoperated, for preparing texti	48 609	4 265 853	460 677	34 370 085
8445132000	Drawing/roving machines, not electricall operated, for preparing t	134	134	4 866	4 866
8445191000	Other machines for preparing textilefibres; electrically operated	187 060	1 699 650	714 255	28 109 185
8445192000	Other machines for preparing textilefibres; not electrically operate	0	39 972	0	519 953
8445201000	Textile spinning machines; electricallyoperated	330 509	14 509 535	3 731 158	84 738 828
8445202000	Textile spinning machines,not electrical operated	0	586	0	61 044
8445301000	Textile doubling/twisting machines;electrically operated	300 111	1 578 734	1 229 479	7 257 014
8445401000	Textile winding(including weft-winding)or reeling machin,electrica	153 692	3 620 155	2 552 553	64 679 000
8445402000	Textile winding (including weft-winding)or reeling machine,not ele	293	5 264	9 130	31 430
8445901000	Mach for prepring textile yarns to usedweaving/knitting/stich bon	51 145	809 648	328 552	11 545 529
8445902000	Mach for prepring textile yarns to usedweaving/knitt/stich bond,n	171	55 324	47 097	371 188
8446101000	Machines for weaving fabricsof a width ? 30 cm, electric operated	261 342	948 793	959 147	4 579 750
8446102000	Machines for weaving fabricsof a width ? 30 cm,not electric opera	0	3 892	0	33 000
8446210000	Power looms	639 395	2 081 684	3 933 596	11 344 649
8446290000	Machines for weaving fabricsof a width >30 cm,shuttle type	459 577	6 769 714	2 116 627	38 380 093
8446300000	Machines for weaving fabricsof a width >30 cm, shuttleless type	694 650	8 589 163	7 523 136	66 409 052
8447111000	Circular knitting mach,cylinderdiamtr ? 165 mm, electrically opera	116 520	1 295 378	1 101 780	13 436 070
8447112000	Circular knitting mach,cylinderdiamtr ? 165 mm,not electric opera	0	80 190	0	2 113 315
8447121000	Circular knitting mach,cylinderdiamtr >165 mm, electrically operat	244 479	1 883 391	2 725 069	20 454 311
8447122000	Circular knitting mach,cylinder diamtr>165 mm,not electrically ope	191	248	3 783	4 223
8447201000	Flat knitting & stitch bonding machine,electrically operated	347 019	2 632 395	3 928 647	34 240 608
8447202000	Flat knitting & stitch bonding machine,not electrically operated	0	89 020	0	267 300
8447901000	Machines for making gimped yarn,tulle,lace&mach for tufting,elec	420 198	5 096 952	2 245 014	33 934 770
8447902000	Machines for making gimped yarn,tulle,lace&mach for tufting,not	4 616	192 409	45 940	880 501
8448111000	Dobbies & jacquards, card reducing,copying,puching/ass mach, ele	69 263	526 110	1 290 005	7 518 344
8448112000	Dobbies & jacquards, card reducing,copying,puching/ass mach,not	6 565	17 663	28 871	79 980
8448191000	Auxiliary mach for use extruding/preparetextile/weave/knitt, elec	109 414	776 333	413 450	9 396 552
8448192000	Auxiliary mach for use extruding/preparetextile/weave/knitt, not e	94 322	120 149	312 919	579 563
8448200000	Parts&accessories of machines for extrud/their auxiliary machiner	67 881	1 237 704	1 014 206	17 780 719
8448310000	Card clothing	33 962	394 548	507 502	6 728 695
8448320000	Parts & access of mach for preparingtextile fibres,other than card	16 310	305 290	264 326	2 875 585
8448330000	Spindles, spindle flyers,spinning rings,and ring travellers	18 569	477 164	713 104	8 223 487
8448390000	Oth parts & access of mach of preparingtextile fibres/their auxiliar	327 988	3 273 797	3 378 603	43 528 000
8448420000	Reeds for looms, healds & heald-frames	10 171	135 152	341 498	3 814 918
8448491000	Shuttles,elect operated mach,use withmachines for extruding & kr	1 387	181 643	43 917	1 696 319
8448499100	Oth parts&access, elect operated,use withmachines for extruding &	72 750	583 504	709 649	6 414 668
8448499200	Parts&accs of non-elect operated, usemachines for extruding & kn	4 409	50 467	328 466	3 324 275
8448510000	Sinkers, needles&other articles used informing stitches	8 094	168 559	1 361 588	11 280 129
8448590000	Othe parts&accessories of mach forknitting/their auxiliary machin	48 695	615 954	368 385	6 439 169
8449001000	Mach for the manufacture/finishingof felt/nonwovens,electrically	55 141	1 319 636	638 553	41 451 316
8449002000	Mach for the manufacture/finishingof belt/nonwovens, not elect c	0	4 942	0	128 510
8450111000	Household/laundry-type washing machines;fully-automatic mach;v	162 698	1 717 925	599 988	7 063 705
8450119000	Household/laundry-type wash machines;fully- automatic machine	2 198 917	25 244 565	9 136 924	107 482 301
8450120010	Household/laundry-type wash machines;built-in centrifugal drier,c	150 450	2 197 018	610 478	9 626 361
8450120020	Household/laundry-type wash machines;built- in centrifugal drier,	1 072 681	11 600 737	3 972 675	44 200 235
8450191010	Other household/laundry-type wash machindry linen capacity ? 6 l	0	4 320	0	9 052
8450191020	Other household/laundry-type wash machindry linen capacity > 6 l	0	36	0	670
8450199020	Other household/laundry-type wash machindry linen capacity > 6 l	56	12 884	161	150 123
8450200000	Household/laundry-type washing machines;a dry linen capacity >1	335 901	2 492 984	1 797 838	14 284 502
8450901000	Parts of mach of dry linen capacity > 10 kg	20 355	186 855	59 646	373 086
8450902000	Parts of mach of dry linen, full auto,with buil-in centrifugal drier,c	519 165	5 799 427	1 748 479	19 812 819
8451100000	Dry-cleaning machines	113 686	641 128	658 827	3 716 657
8451210000	Drying machines,each of a dry linencapacity not exceeding 10 kg	386	279 615	2 545	1 338 108
8451290000	Drying machines,each of a dry linencapacity exceeding 10 kg	148 450	2 443 659	788 398	15 161 917
8451301000	Ironing machines and presses(including fusing presses)	57 154	119 678	69 868	661 887
8451309000	Ironing machines and presses(including fusing presses)	52 570	453 057	663 589	5 137 484
8451400000	Washing, bleaching/dyeing machines	262 687	2 981 308	1 738 647	34 056 540
8451500000	Mach. for reeling,unreeling,folding,cutting/pinking textile fabrics	102 447	822 442	676 600	8 114 747

I.3. IMPOR MENURUT KOMODITI / IMPORT BY HS COMMODITY
***** DESEMBER/DECEMBER 2012 *****

HS	Uraian Komoditi Commodity Description	Berat Bersih / Net Weight (Kg)		Nilai / Value C.I.F (US\$)	
		Bulan ini Current Month	Kumulatif Cum.Jan. to date	Bulan ini Current Month	Kumulatif Cum.Jan. to date
8451800010	Other machinery exclude washing machfor laundry ; for domestic	778	50 424	7 152	357 160
8451800090	Other machinery exclude washing machfor laundry ; for domestic	397 955	4 024 102	3 071 730	36 296 684
8451901100	Parts of drying machines witha dry linen capacity ? 10 kg	260	2 114	7 047	51 273
8451901900	Parts of drying machines witha dry linen capacity ? 10 kg	1 492	87 171	33 024	755 429
8451909000	Parts of drying machines witha dry linen capacity > 10 kg	39 885	747 659	652 265	8 082 054
8452100000	Sewing machines of the household type	158 023	2 019 775	485 719	7 297 156
8452210000	Sewing machines;automatic units	215 262	2 833 991	2 904 868	27 761 906
8452290000	Sewing machines;not automatic units	475 384	4 669 920	3 321 824	41 565 873
8452300000	Sewing machine needles	23 487	281 333	162 366	1 125 285
8452901100	Arm,bed,stand,flywheel,belt guard;pedals of sewing mach of hous	45 924	352 488	42 099	767 988
8452901200	Furniture, bases and covers for sewingmachines and parts there of	13 383	153 007	136 149	600 770
8452901900	Oth part of sewing mach of machineryof sewing machines of hous	27 601	934 042	143 705	6 253 715
8452909110	Arms beds,foot & pedals of mach excludeof sewing machines of hc	866	80 988	14 597	190 897
8452909190	Other parts of sewing mach of machineryof sewing machines of hc	1 342	60 856	22 139	589 430
8452909200	Furniture, bases and covers for sewingmachines and parts thereof	201	131 693	6 434	607 507
8452909900	Other parts of sewing mach of machineryexclude sewing mach of l	269 878	3 611 947	595 760	8 936 330
8453101000	Machinery for prepare,tanning/work hides, skins/leather, elect op	103 169	1 094 944	1 119 554	10 686 725
8453102000	Machinery for prepare,tanning/work hides, skins/leather, not elec	2 074	87 813	10 074	484 773
8453201000	Machinery for making/repairing footwear,electrically operated	355 309	4 597 425	3 020 680	38 830 015
8453202000	Machinery for making/repairing footwear,not electrically operatec	47	105 852	932	1 142 497
8453801000	Other Mach for make/repaire footwear,notsewing machine,electr	89 271	2 633 932	856 842	20 545 406
8453802000	Other Mach for make/repaire footwear,notsewing machine,not el	4 721	27 186	15 695	211 780
8453900000	Parts of machinery for preparing,tanningworking hides, skins, leatl	27 643	585 589	508 771	7 014 848
8454100000	Converters	4 678	6 102 178	45 986	13 139 983
8454200000	Ingot moulds and ladles	116 684	1 203 600	1 410 008	22 811 046
8454300000	Casting machines	355 296	4 065 853	669 078	42 906 697
8454900000	Parts of converter, ladles, ingot moulds, casting mach for metellur	490 064	5 714 118	2 898 852	41 493 854
8455100000	Tube mills	5 164	155 112	23 760	3 333 258
8455210000	Rolling mills,hot/combination hot & cold	241 642	5 140 126	778 434	8 570 461
8455220000	Rolling mills, cold	126 198	961 442	461 936	5 121 221
8455300000	Rolls for rolling mills	471 664	7 457 810	1 676 395	25 882 456
8455900000	Other parts of metal-rolling millsand rolls therefor.	1 480 311	9 352 480	7 404 752	44 466 422
8456100000	Mach tool for work any material byremoval material,operat by las	100 755	563 871	2 939 678	15 026 449
8456200000	Machines tool for work any material byremoval material,operat by	11 919	32 671	794 388	1 663 230
8456300000	Machines tool for work any material byremoval material,electro-d	71 694	762 908	1 255 901	13 500 916
8456901000	Mach tool for mnfact of printed circuit,numerical control,by plasm	5 804	147 550	100 564	1 820 481
8456902000	Wet proces equip for the application byimmersion of electrochem	33	2 069	905	31 280
8456909000	Oth mach tool for work any materialby other operating processes	11 222	306 368	901 206	6 012 803
8457100000	Machining centres	605 075	7 207 024	9 261 767	117 588 686
8457200000	Unit construction machines(single-station)	2 063	222 962	10 164	3 859 914
8457300000	Multi-station transfer machines	0	55 798	0	1 448 696
8458110000	Horizontal lathes, for removing metalnumerically controlled	251 757	4 083 154	7 937 293	96 469 130
8458191000	Horizontal lathes, for remove metal,bed-spidle ctr not excd? 300r	41 169	654 569	117 222	5 074 566
8458199000	Horizontal lathes, for remove metal, bed-spidle cntrl not excd>300r	401 120	3 645 072	1 694 379	20 578 531
8458910000	Other lathes,for removing metalnumerically controlled	92 440	796 464	2 575 110	12 103 827
8458991000	Oth lathes,for remove metal,not numericntrl,spidle ctr-bed not e	0	156 142	0	1 295 959
8458999000	Oth lathes,for remove metal,not numericctrl, spidle cetnre-bed nc	385 505	3 337 989	5 446 949	27 004 488
8459101000	Way-type unit head machines,electrically operated	82 058	646 075	1 049 708	11 312 127
8459102000	Way-type unit head machines,not electrically operated	4 608	46 817	112 848	839 102
8459210000	Drilling machines,numerically controlled	15 986	556 012	241 287	14 481 729
8459291000	Drilling machines,electrically operated	143 937	2 064 943	2 740 087	10 722 279
8459292000	Drilling machines, not electricallyoperated	0	77 873	0	909 778
8459310000	Boring-milling machines, not horizontallathes,numerically controll	48 185	470 496	1 358 232	6 564 992
8459391000	Boring-milling machines,electricallyoperated, not horizontal lathes	34 093	557 586	215 834	3 810 456
8459392000	Boring-milling machines, not electricaloperated not horizontal lat	2 707	109 756	20 843	493 619
8459401000	Boring machines, electrically operated	193 631	1 249 402	4 205 033	19 162 140
8459402000	Boring machines, not electrical operated	350	168 209	4 082	1 517 404
8459510000	Milling machines, knee-type, numericallycontrolled	0	26 095	0	262 388
8459591000	Milling machines, knee-type,electrically operated	25 565	510 510	132 706	1 755 761
8459592000	Milling machines, knee-type,not electrically operated	0	55 862	0	365 061
8459610000	Other milling machines, numericallycontrolled	66 059	309 966	579 915	4 394 153
8459691000	Other milling machines, electricallyoperated	44 740	1 254 020	461 400	8 107 262
8459692000	Other milling machines, not electricallyoperated	16 922	80 805	80 332	723 535
8459701000	Other threading/tapping machines,electrically operated	68 811	534 860	4 013 102	10 582 113
8459702000	Other threading/tapping machines,not electrically operated	456	37 414	5 088	208 207
8460110000	Flat-surface grinding mach,an accur of at least 0.01 mm,numeric cc	41 087	356 333	933 395	13 787 995
8460191000	Other flat-surface grinding mach,anaccur at least 0.01 mm, elect o	109 724	1 038 214	2 146 323	16 849 933
8460192000	Oth flat-surface grinding mach,an accurat least 0.01 mm, not elect	6 244	73 852	31 251	618 692
8460210000	Other grinding mach,an accuracy of atleast 0.01 mm,numerically c	9 304	463 198	322 751	19 877 271
8460291000	Other grinding mach,an accuracy of atleast 0.01 mm, electrically o	72 215	1 261 161	831 177	15 609 018
8460292000	Other grinding mach,an accuracy at least0.01 mm, not electric operat	17 610	202 558	81 551	860 865

I.3. IMPOR MENURUT KOMODITI / IMPORT BY HS COMMODITY
***** DESEMBER/DECEMBER 2012 *****

HS	Uraian Komoditi Commodity Description	Berat Bersih / Net Weight (Kg)		Nilai / Value C.I.F (US\$)	
		Bulan ini Current Month	Kumulatif Cum.Jan. to date	Bulan ini Current Month	Kumulatif Cum.Jan. to date
8460311000	Machine tools, numeric controlled, forsharpen carbide diamet ? 3.	6 652	224 236	106 332	2 623 974
8460319000	Oth sharpening (tool/cutter grinding)machines,numerically contro	404	60 730	29 526	1 018 836
8460391000	Oth sharpening (tool/cutter grinding)machines, electrically operat	14 625	367 136	364 535	2 844 556
8460392000	Oth sharpening (tool/cutter grinding)machines, not electrically op	715	64 666	5 901	279 638
8460401000	Honing/lapping machines,electrically operated	17 932	247 046	505 323	9 460 294
8460402000	Honing/lapping machines,not electrically operated	3 678	79 656	9 103	801 051
8460901000	Other machine-tools for deburring,abrasives/ polishing products, e	71 573	575 185	1 529 691	7 229 628
8460902000	Other mach-tools for deburring,abrasives/polishing products, not	40 509	156 486	40 491	866 665
8461201000	Shaping/slotting machines,electricallyoperated	92 972	910 011	2 958 836	14 650 011
8461202000	Shaping/slotting mach,not electricallyoperated	971	83 685	79 160	518 945
8461301000	Broaching mach,electrically operated	0	242 940	0	8 605 358
8461302000	Broaching mach,not electric operated	0	999	0	12 126
8461401000	Gear cutting,gear grinding/gearfinishing mach electric operated	8 789	494 784	512 744	19 208 439
8461402000	Gear cutting,gear grinding/gearfinishing mach not electric operate	0	24 086	0	408 464
8461501000	Sawing/cutting-off machines,electrically operated	154 317	1 967 489	1 575 506	17 442 358
8461502000	Sawing/cutting-off machines,not electrically operated	25 666	377 882	114 334	2 020 417
8461901100	Planing machines,electric operated	0	185 791	0	727 136
8461901900	Other planing machines,electric operated	24 569	469 302	198 982	3 697 616
8461909100	Other planing machines,not electricoperated	604	23 105	5 305	62 918
8461909900	Other mach-tool work by removing metalor cerments, not electric	11 408	321 042	117 167	2 844 523
8462101000	Forging/die-stamping machines (incl pres& hammers, electric ope	2 217 740	21 536 298	12 343 049	191 341 145
8462102000	Forging/die-stamping machines (incl pres&hammers,not electric o	2 726	435 887	291 421	4 415 878
8462210000	Bend,fold,streighten/flattening machine(includ pres),numeric cont	195 768	2 852 282	2 969 043	32 321 652
8462291000	Bend,fold,streighten/flattening machine(incl pres),unnumeric cntr	514 877	5 803 163	2 409 893	26 705 432
8462292000	Bend,fold,streighten/flattngng mach(incl pres),unnumeric cntrl,nt e	47 951	442 653	184 598	2 216 721
8462310000	Shearing machine (incl press),oth thancombine punching mach,nu	81 240	629 795	352 708	4 306 911
8462391000	Shearing mach (incl press),oth than binepunching mach,numerici	504 030	5 015 071	4 395 896	38 259 395
8462392000	Shearing mach (incl press),oth than binepunch mach,not electric o	28 233	250 140	48 750	919 836
8462410000	Punching/notching mach,incl comb punch &shearing mach,numer	6 213	698 870	64 442	9 348 653
8462491000	Punching/notching mach,incl comb punch &shearing mach,not nu	35 813	2 145 351	527 680	14 954 644
8462492000	Punching/notching mach,incl comb punch &shear mach,not numri	1 918	30 279	22 381	354 388
8462910000	Hydraulic presses	116 236	4 184 562	1 789 508	24 784 219
8462991000	Mach for manufac of boxes,cans & similarcontain of tin plate, elec	52 137	782 776	314 547	7 414 397
8462992000	Mach for manufac of boxes,cans containtin plate,not electrically o	0	37 652	0	158 607
8462995000	Oth machine for working metal by forging,hamming,electrically op	316 919	5 089 947	3 372 884	35 157 378
8462996000	Oth machine for working metal by forging,hamming,not electricall	46 825	327 806	52 227	1 549 185
8463101000	Draw-benches for bars,tube,profile,wire,or the like, electrically op	95 461	1 398 198	1 680 965	9 807 884
8463102000	Draw-benches for bars,tube,profile,wire,or the like, not electrically	4 685	98 456	18 458	445 548
8463201000	Thread rolling machines, electricallyoperated	47 126	3 640 596	127 174	10 094 217
8463202000	Thread rolling machines,not electricallyoperated	0	198 535	0	349 589
8463301000	Machines for working wire,electricallyoperated	184 674	2 454 705	3 498 408	26 688 045
8463302000	Machines for working wire,not electrically operated	2	167 501	462	1 604 948
8463901000	Oth mach tool for work metal/cerments,without remove material,	189 103	2 054 320	2 051 459	20 295 597
8463902000	Oth mach tool for work metal/cerments,without remove material,	268	99 647	6 899	741 367
8464101000	Sawing machines, electrically operated	68 242	718 684	1 536 831	3 641 501
8464102000	Sawing machines,not electrical operated	0	4 058	0	28 437
8464201000	Grinding/polishing machines,electrically operated	14 172	1 269 704	236 487	4 161 603
8464202000	Grinding/polishing machines,not electrically operated	810	27 868	14 818	102 232
8464901000	Oth mach tool for work stone,ceramics/like mineral material,elect	105 460	3 302 672	446 337	16 813 325
8464902000	Oth mach tool for work stone,ceramics/like mineral material,not e	3 621	308 025	30 536	2 888 305
8465100000	Mach, can carryout diffrnt type operationwithout tool charge for su	67 904	928 962	580 210	5 030 931
8465911000	Sawing machines for scoring PCB/ PWB's electrically operated	8 704	64 732	44 982	436 702
8465912000	Other sawing mach for scoring PCB/ PWB's, electrically operated	94 515	1 752 584	245 880	6 962 295
8465919000	Other sawing mach for scoring PCB/ PWB's, not electrically operat	146 813	906 955	589 143	5 059 544
8465921000	Mach tools for routing PCB/PWB'ssubstrates,shank dmtr ? 3.175 n	0	73 208	0	1 136 844
8465922000	Oth planing,milling/moulding(by cutting) mach,electrically operate	113 179	1 327 215	403 155	5 601 475
8465929000	Oth planing,milling/moulding(by cutting)machines,not electric ope	36 659	662 791	138 126	3 405 982
8465931000	Grinding, sanding/polishing machines,electrically operated	130 044	1 084 199	472 240	14 728 991
8465932000	Grinding, sanding/polishing machines,not electrically operated	288	28 350	4 354	406 471
8465941000	Bending/assembling machines,electrically operated	69 014	465 035	999 003	4 601 689
8465942000	Bending/assembling machines,not electrically operated	0	8 825	0	473 039
8465951000	Drilling mach for manufac PCB/PWB's, with a spindle speed > 50.0	0	81 258	0	863 233
8465953000	Other drilling/morticing machines,electrically operated	82 955	669 650	1 055 248	2 802 971
8465959000	Other drilling/morticing machines,not electrically operated	35 900	199 541	110 253	1 075 493
8465961000	Splitting, slicing/paring machines,electrically operated	60 992	1 534 156	437 404	11 738 879
8465962000	Splitting, slicing/paring machines,not electrically operated	424	57 654	413	201 348
8465993000	Other machine tools, lathes,eletrically operated	40 124	608 376	131 590	6 414 337
8465994000	Other machine tools, lathes,not eletrically operated	585	54 937	564	346 585
8465995000	Mach for deburring surfaces ofPCB/PWB's, for scoring laminati pre	0	76 295	0	455 590
8465996000	Other mach-tools for nailing,stapling,glueing/otherwise assemb,nc	175 268	1 599 700	1 317 726	12 565 985
8465999000	Other mach-tools for nailing,stapling,glueing/otherwise assemb,nc	67 545	827 585	555 116	6 441 691

I.3. IMPOR MENURUT KOMODITI / IMPORT BY HS COMMODITY
***** DESEMBER/DECEMBER 2012 *****

HS	Uraian Komoditi Commodity Description	Berat Bersih / Net Weight (Kg)		Nilai / Value C.I.F (US\$)	
		Bulan ini Current Month	Kumulatif Cum.Jan. to date	Bulan ini Current Month	Kumulatif Cum.Jan. to date
8466101000	Tool hold.self-open dieheadsfor 8456.90,8460.31,8465.91,8465.92	4 545	150 600	94 498	1 903 388
8466109000	Oth tool holders & self-opening dieheads	68 753	100 614 180	7 432 202	25 573 280
8466201000	Work holders for sub 8456.99, 8460.31,8465.91, 8465.92, 8465.95	2 637	59 950	142 510	1 701 101
8466209000	Oth work holders for other machine tools	15 731	668 988	717 975	19 888 794
8466301000	Dividing h,special attachm 8456.99,8460.31,8465.91,8465.92,846	651	22 309	82 521	665 035
8466309000	Dividing h,not for attachm sub 8456.99,8460.31,8465.91,8465.92	6 129	204 140	306 071	5 572 742
8466910000	Parts&acces suitable for machineof heading 84.64-84.65	80 635	2 348 557	456 936	7 522 633
8466921000	Parts&acces suitable for mach 8465. 91.10,8465.92.10,8465.95.10,	148	72 299	5 740	1 313 618
8466929000	Parts & acces suitable for machof otherheading 84.65	98 349	757 627	792 911	10 780 379
8466932000	Parts&acces suitable for mach 8456. 99.20,8456.99.30,8456.99.40&	175	7 293	6 362	293 422
8466939000	Parts&acces suitable for mach of otherheadings 84.56 to 84.61	103 048	104 546 090	3 358 658	49 119 272
8466940000	Oth parts & acces suitable for machinesother headings 84.56 to 84	231 389	2 614 283	5 072 850	47 582 078
8467110000	Tool for work in the hand,pneumatic,rotary type (incl rotary perc	34 283	355 614	718 181	9 367 995
8467190000	Tool for working in the hand,pneumatic,in other type	28 646	494 857	239 086	3 907 504
8467210000	Drills of all kinds with self containedelectric motor	245 289	3 241 934	696 382	12 444 875
8467220000	Saws with self contained electric motor	79 413	1 090 655	178 952	4 124 332
8467290000	Oth tool for working in the hand,with self-contained electric moto	1 074 265	10 678 027	2 769 632	32 284 031
8467810000	Chain saws	275 418	2 620 308	427 805	7 658 463
8467890000	Oth tool for working in the hand,with self-contained non-electric r	107 975	701 162	290 023	4 623 532
8467911000	Part of chain saw,of elect-mechanic forwork in hand,self-cont. elec	8 509	58 823	11 569	204 339
8467919000	Part of chain saw,of elect-mechanic forwork in hand,self-cont. nor	277 492	2 712 926	272 029	4 172 847
8467920000	Parts of pneumatic tools	12 576	125 842	97 149	1 142 469
8467991000	Part of hydraulic tool,of goodswith self-contained electric motor	15 540	348 927	36 156	1 205 436
8467999000	Part of hydraulic tool,of goodsnot with self-contained electric mot	174 930	1 484 669	344 639	3 990 631
8468100000	Hand-held blow pipes	1 386	46 462	17 059	111 979
8468201000	Hand-operated gas welding, brazing/cutting appliances for metal	79 129	712 819	206 136	2 379 589
8468209000	Other gas-operated machinery & apparatus	281 404	1 112 626	1 711 244	7 719 438
8468800000	Other machinery and apparatus	39 897	872 509	562 915	7 707 902
8468901000	Parts of goods of hand-held blow pipes	70 534	346 374	136 128	1 541 305
8468902000	Parts of goods of hand-operat gas weldbrazing/cutting appliances	5 819	93 462	71 006	903 915
8468909000	Oth parts of not hand blow pipe/oprtgdgas welding, braze/cut appl	59 732	1 008 618	597 576	14 783 881
8469001000	Word processing machines	0	10 821	0	90 795
8469009010	Automatic typewriters	0	34 650	0	506 217
8469009090	Non automatic typewrites	11 269	67 195	35 459	386 677
8470100000	Electronic calculators capable of operwithout an extnl source elect	20 188	998 437	169 793	5 324 137
8470210000	Electronic calculating machinesincorporating a printing device	2 250	8 964	21 374	307 134
8470290000	Other electronic calculating machines	30 288	272 421	74 778	2 334 098
8470300000	Other calculating machines	57 970	1 261 532	200 940	4 580 438
8470500000	Cash registers	49 572	593 354	5 410 128	42 714 689
8470901000	Postage-franking machines	0	7 863	0	66 065
8470902000	Accounting machines	343	3 719	1 107	10 891
8470909000	Mach for pocket-size data record, reprod,display mach with calcul	0	10 836	0	61 682
8471301000	Palmtop &personal digital assistants(PDAs)	128 034	508 652	12 779 182	52 186 048
8471302000	Laptops incl notebooks and subnotebooks	1 395 579	13 323 916	125 535 158	1 048 646 212
8471309000	Oth portable digital automatic dataprocmach,weigh not more thar	54 693	738 023	11 722 344	207 081 333
8471411000	Personal computers excluding portable	243 022	2 064 615	6 627 699	64 035 990
8471419000	Other digital automatic data processingmachines	97 515	917 397	3 371 192	46 824 674
8471491000	Processing units for personal &portabcomputers,presented in forr	113 227	1 664 036	6 224 035	87 226 291
8471499000	Other digital automatic data proces mach,present in form of syste	171 811	978 575	4 012 315	47 753 638
8471501000	Process units for personal & portab comp,other automatic data pr	302 128	3 316 379	15 705 240	193 697 824
8471509000	Other digital automatic data proces mach,other automatic data pr	227 802	3 373 105	7 339 579	119 188 165
8471603000	Computer keyboards	116 592	1 585 843	1 013 591	9 829 404
8471604000	X-y coordinate input devices,includingmouse,light pens,joystick,tra	209 111	2 298 172	1 744 797	16 097 438
8471609000	Other mach input/output units,whether/not contain storg units sa	114 580	1 099 692	7 227 984	36 391 984
8471701000	Floppy disk drives	28 023	71 075	102 798	424 381
8471702000	Hard disk drives	165 993	3 740 549	7 115 428	119 033 750
8471703000	Tape drives	1 402	19 869	200 455	2 561 223
8471704000	Optical disk drives,including cd-romdrives,dvd drives & cd-r drives	123 681	1 763 700	4 853 471	63 043 115
8471705000	Proprietary fmat strge device incldmedia therefor fr automat dt pr	14 317	266 429	1 771 195	35 332 539
8471709100	Automatic backup systems	3 309	33 933	374	1 262 817
8471709900	Other storage units of digital automaticdata processing machines	65 825	554 388	1 624 588	29 782 541
8471801000	Control and adaptor units	74 747	807 635	1 665 262	11 860 892
8471807000	Sound card and video cards	67 409	503 439	1 375 013	6 741 004
8471809000	Other units of automatic data processingmachines	126 960	1 299 366	2 703 328	30 020 323
8471901000	Bar code readers	831	25 548	223 982	1 895 068
8471902000	Optical character readers,document/image scanners	38 273	468 246	1 788 530	16 585 389
8471909000	Other automatic data processing machines& units thereof	126 168	2 667 833	2 909 668	51 925 479
8472101000	Duplicating machines, electric operated	1 884	17 445	2 922	156 962
8472102000	Duplicating machines, not electricallyoperated	4 332	7 180	7 462	27 045
8472301000	Machines for sorting/folding mail/for inserting mail in envelopes,e	0	46 571	0	1 131 451
8472302000	Machines for sorting/folding mail/for inserting mail in envelopes,nc	0	1 132	0	16 806

I.3. IMPOR MENURUT KOMODITI / IMPORT BY HS COMMODITY
***** DESEMBER/DECEMBER 2012 *****

HS	Uraian Komoditi Commodity Description	Berat Bersih / Net Weight (Kg)		Nilai / Value C.I.F (US\$)	
		Bulan ini Current Month	Kumulatif Cum.Jan. to date	Bulan ini Current Month	Kumulatif Cum.Jan. to date
8472901000	Automatic teller machines	423 912	9 301 884	7 276 903	108 706 777
8472902000	Electronic fingerprint identificationsystems	26 697	98 068	198 372	3 102 592
8472903000	Other office machines,electrically operated	63 482	848 914	865 595	9 855 993
8472909000	Other office machines,not electrically operated	40 174	331 068	991 668	3 375 042
8473101000	Printed circuit assembliesfor word- processing machines	30	1 610	262	93 691
8473109000	Other parts & acces of the mach of typewriter not printer/word pr	1 030	23 455 530	27 673	3 955 696
8473210000	Parts & accs of elect calculating; with/without extrnal sources & pr	15	20 101	1 026	776 702
8473290000	Other parts & acces of the machine ofcalculating, reproducing, di	13 337	100 015	164 553	2 391 493
8473301000	Assembled printed circuit boards	355 699	3 917 119	11 504 362	139 676 150
8473309000	Other parts & acces of the machines ofautomatic data processing	626 650	8 031 880	12 206 474	149 998 906
8473401100	Parts including printed circuit assembfor automatic teller machine	328	10 945	122 933	1 629 323
8473401900	Other parts&access of the mach of othoffice machine,for elect opr	153 826	748 677	1 612 521	5 955 709
8473402000	Other parts&access of the mach of othoffice machine,for non elec	14 009	24 224	6 713	242 342
8473501100	Parts&access suitable for use with machauto data procc mach & u	15 890	251 542	273 218	2 494 239
8473501900	Part&acc suitabl for use mach typewriternot printers&oth office r	1 567	105 976	17 612	480 901
8473502000	Part&acc suitabl for use mach typewriternot print&oth office macl	0	567	0	25 562
8474101000	Sorting,screening,separating/washingmachines, electrically operat	330 056	5 879 886	3 522 448	32 171 461
8474102000	Sorting,screening,separating/washingmachines, not electrically op	80 764	760 496	402 935	2 469 910
8474201100	Crushing/grinding machines for stoneelectrically operated	1 191 303	15 090 989	2 988 275	35 727 493
8474201900	Crushing/grinding mach for earth,oresoth mineral substances,elect	457 315	10 887 604	2 131 063	113 380 381
8474202100	Crushing/grinding mach for stonenot electrically operated	203 966	440 165	128 494	599 054
8474202900	Crushing/grinding mach for earth,oresoth mineral substances,not e	200 122	3 290 679	582 101	20 806 289
8474311000	Concrete/mortar mixers, electricallyoperated	851 425	6 661 696	2 312 538	19 076 907
8474312000	Concrete/mortar mixers, not electricallyoperated	183 871	1 401 311	659 782	4 015 483
8474321100	Mach for mixing mineral substances withbitumen,output cap ? 80	182 412	2 500 225	287 990	4 485 124
8474321900	Mach for mixing mineral substances withbitumen,output cap > 80	110 669	2 701 753	248 613	9 682 099
8474322100	Mach for mix mineral substnc wth bitumen,output cap ? 80 t/h,no	0	88	0	2 712
8474322900	Mach for mix mineral substnc wth bitumen,output cap >80 t/h,noi	5 099	829 019	163 363	1 415 620
8474391000	Other mixing/kneading machineselectrically operated	154 016	2 676 890	2 545 567	23 429 418
8474392000	Other mixing/kneading machinesnot electrically operated	99 030	224 915	609 275	2 232 892
8474801000	Mach for agglomerating,shaping/mauldsolid mineral fuels,electric	698 497	9 223 420	4 187 293	50 276 580
8474802000	Mach for agglomerating,shaping/mouldsolid mineral fuels,not elec	7 929	1 342 790	131 017	3 270 424
8474901000	Parts of mach for sort,creen,separate,wash,crush,grinding&mixing	2 424 717	20 064 083	12 664 592	141 722 118
8474902000	Parts of mach for sort,creen,separate,wash,crush,grinding&mix,nc	271 577	2 704 499	2 069 729	14 157 503
8475101000	Mach for assembl electric/electronicclamps tubes/valves,electric o	8 550	172 641	924 613	6 911 985
8475102000	Mach for assembl electric/electronicclamps tubes/valves,not elect.	287	4 405	9 348	77 532
8475210000	Machines for making optical fibres andpreforms thereof	0	151	0	1 176
8475290000	Other machines for manufacturing/hot working glass/glassware	27 859	478 495	1 246 203	6 835 438
8475901000	Part of mach for assmb/mfg elect/elctnrhot work glassware,elect	41 407	322 408	1 644 607	10 131 860
8475902000	Part of mach for assmb/mfg elect/elctnrhot work glassware,not e	12 368	136 930	844 514	3 295 620
8476210000	Automatic beverage-vending machin,incorporating heating/refrig	700	24 857	13 000	543 918
8476290000	Other automatic beverage-vendingmachines	0	2 127	0	12 653
8476810000	Other automatic goods-vending mach,incorporating heating/refrig	0	66	0	885
8476890000	Other automatic goods-vending mach,without heating/refrigerati	6 603	45 028	106 362	699 083
8476900000	Parts of automatic goods-vend machincorpor heating/refrigerating	62 124	689 698	1 358 364	13 966 238
8477101000	Injection-moulding machines for mouldingrubber	1 182 559	13 816 530	9 568 239	100 868 895
8477103100	P.v.c. injection moulding machine	1 602 067	17 660 379	6 135 196	109 687 282
8477103900	Other injection-moulding machinesfor moulding plastics	145 995	2 512 917	1 450 562	18 750 775
8477201000	Extruders for extruding rubber	19 948	1 205 251	263 757	27 298 578
8477202000	Extruders for extruding plastics	447 710	6 685 464	4 368 207	92 228 910
8477300000	Blow moulding machines	426 993	4 983 117	9 356 365	83 281 485
8477401000	Vacuum moulding & other thermo formingfor moulding/forming r	60 165	3 097 724	484 622	34 349 319
8477402000	Vacuum moulding & other thermo formingfor moulding/forming p	195 657	2 952 421	4 142 899	55 418 335
8477510000	Mach for mould/retread pneunt tyres,for mould/othwise forming	18 475	1 397 765	83 961	28 756 660
8477591000	Other machine for moulding/otherwiseforming for rubber	14 663	1 954 347	75 022	9 968 191
8477592000	Other machine for moulding/otherwiseorming for plastics	35 235	1 419 172	516 705	18 890 195
8477801000	Other machinery for working rubber/rubber products, electrically	915 705	10 445 079	9 934 569	109 051 723
8477802000	Other machinery for working rubber/rubber products, not electric	80 801	1 897 422	1 200 983	22 758 235
8477803100	Lamination presses for the manufactrof PCB/PWBs	40 849	419 903	89 417	2 139 146
8477803900	Other machinery for rubber or plastics,electrically operated	471 078	4 594 825	6 397 468	79 713 184
8477804000	Other machinery for working rubber/plastic products, not elect op	86 288	698 626	967 693	8 056 001
8477901000	Parts of electrically operatd mach forworking rubber/products froi	340 094	4 814 840	2 338 004	60 203 247
8477902000	Part of nonelectric opratd mach forworking rubb/fr the manuf pro	105 307	1 169 048	3 846 982	30 965 218
8477903200	Pars of lamination pressesfor the manufc of PCB/PWBs	3 720	64 701	98 286	1 406 591
8477903900	Oth Parts not parts of laminationpresses for the manufc of PCB/Pv	10 203	186 137	63 977	2 807 678
8477904000	Part of nonelectric opratd mach for workplastic/for the manuft p	67 680	655 016	560 628	9 999 407
8478101000	Machinery for preparing/making uptobacco, electrically operated	279 046	5 703 218	13 412 197	144 406 523
8478102000	Machinery for preparing/making uptobacco, not electrically opera	1 998	49 742	32 944	319 210
8478901000	Parts of machinery for preparing/makingup tobacco, electrically o	92 135	1 713 048	4 333 445	57 226 834
8478902000	Parts of machinery for preparing/makingup tobacco, not electrical	10 539	59 992	64 856	336 699
8479101000	Machinery for public works,building/the like electrically operated	88 969	3 332 585	530 156	12 229 526

I.3. IMPOR MENURUT KOMODITI / IMPORT BY HS COMMODITY
***** DESEMBER/DECEMBER 2012 *****

HS	Uraian Komoditi Commodity Description	Berat Bersih / Net Weight (Kg)		Nilai / Value C.I.F (US\$)	
		Bulan ini Current Month	Kumulatif Cum.Jan. to date	Bulan ini Current Month	Kumulatif Cum.Jan. to date
8479102000	Machinery fr public works,building/the like not electrically operate	15 501	302 149	220 864	3 815 116
8479201000	Mach for the extract/preparation of animal/fix vegetabl fat/oil, ele	2 521 377	27 145 151	22 728 750	227 876 026
8479202000	Mach for the extract/preparation of animal/fix vegetabl fat/oil,noi	143 313	4 420 502	683 715	17 044 016
8479301000	Presses for the manufacture of particleboard electrically operated	156 582	2 600 126	898 386	6 830 561
8479302000	Presses for the manufacture of particleboard not electrically operat	16 752	425 040	41 912	1 258 306
8479401000	Rope/cable making machines,electrically operated	170 911	2 029 412	1 128 133	13 366 040
8479402000	Rope/cable making machines,not electrically operated	2 919	9 653	10 593	178 746
8479500000	Industrial robots, not elsewhere specified/included	73 647	1 500 916	4 749 185	76 142 980
8479600000	Evaporative air coolers	176 593	2 679 971	1 316 654	19 636 128
8479710000	Passenger boarding bridges of kind usein airports	0	31 368	0	165 228
8479790000	Oth passenger boarding bridges	62 969	875 699	691 145	9 353 244
8479811000	Oth mach&mechanical appliance fortreating metal,electrically ope	145 995	2 253 562	2 445 646	28 763 763
8479812000	Oth mach&mechanical appliance fortreating mtl,non electrically o	12 512	205 377	518 203	2 405 449
8479821000	Mixing,kneading,crush,grind,screen,sift,homogenis, & emulsift/stir	860 462	8 346 539	15 465 416	139 055 294
8479822000	Mixing,kneading,crush,grind,screen,sift,homogenis,& emulsift/stir	60 132	666 486	1 251 069	14 264 421
8479892000	Machinery for assembling CPU	19 452	619 077	164 267	21 178 198
8479893000	Oth mach for assembling CPU daughterboard in plastic case/housi	808 495	6 854 606	14 814 704	131 904 385
8479894000	Oth mach for assembling CPU daughterboard in plastic case/housi	82 725	1 441 121	3 772 252	53 156 243
8479902000	Part of goods Oth mach for assemblingCPU daughter plastic case/f	7 199	134 619	96 192	4 145 389
8479903000	Part of oth electrically operatedmachine	527 410	7 660 092	6 558 029	113 242 849
8479904000	Part of nonelectrically operatedmachinery	155 274	1 325 017	3 203 887	36 450 153
8480100000	Moulding boxes for metal foundry	52 564	805 796	1 322 329	14 078 852
8480200000	Mould bases	219 063	3 599 089	1 367 105	33 701 133
8480301000	Moulding patterns, of copper	12 274	148 200	518 395	2 403 756
8480309000	Moulding patterns, of other material	163 724	2 327 297	2 081 337	26 619 917
8480410000	Moulds for metal/metal carbidesinjectionon or compression types	88 096	1 283 158	1 651 447	27 162 120
8480490000	Moulds for metal/metal carbidesnot injection or compression type	58 491	2 218 327	1 047 336	31 169 981
8480500000	Moulds for glass	8 539	188 169	257 792	5 548 344
8480600000	Moulds for mineral materials	879 788	7 824 256	2 878 936	27 280 392
8480711000	Moulds for rubber or plastics, injectionor compression type for fot	58 647	755 710	1 095 462	10 656 078
8480719010	Moulds for rubber or plastics, injectionor compression type for op	0	328	0	36 476
8480719090	Oth moulds for rubber,plastics,injection/ compression type	504 370	6 461 982	13 543 241	144 777 368
8480791000	Mould for rubber,plastics, not injection, compression type for fotv	37 859	1 157 641	737 817	4 901 659
8480799000	Oth mould for rubber,plastics,not injection , compression type	27 763	320 504	905 231	9 267 285
8481101100	Pres-reduce valve,iron/steel, manual	40 832	699 550	369 003	7 532 856
8481101900	Pres-reduce valve,iron/steel,automaticoperate ,5 cm ? internal dia	261 654	3 824 741	5 122 693	51 225 954
8481102100	Pressure-reducing valves of copper/copper alloys internal diamtr ?	25 132	226 425	448 414	3 525 984
8481102200	Pressure-reducing valves of copper/copper alloys internal diamtr >	30	4 067	75 639	291 487
8481109100	Oth pressure-reducing valves ofplastics 1cm ? internal diamtr > 2.	2 448	56 174	69 061	843 951
8481109900	Oth pressure-reducing valvesnot of plastics	23 645	688 553	86 319	4 775 223
8481201000	Valve for olehydraulic/pneumatic tran,manual oprtd, 5 cm ? intl di	31 307	128 505	452 711	2 420 162
8481202000	Valve for olehydraulic/pneumatic tran,ofcooper/cooper aloy, 1cm	2	35 511	116	1 305 169
8481209000	Oth valve for olehydraulic/pneumatic transmissions	265 326	2 797 445	5 761 992	52 862 431
8481301000	Check (nonreturn) valve of swing check-valve type,40 cm ?inlets in	123 477	737 182	644 939	5 969 803
8481302000	Check (nonreturn) valve,copper/copperalloy, internal diameter < 2	12 646	194 279	103 496	1 509 086
8481303000	Check (nonreturn) valve of plastics,10cm ? internal diameter ? 25 c	5 265	40 800	75 926	637 362
8481309000	Other check (nonreturn) valves	286 530	3 631 303	4 136 732	53 217 758
8481401000	Safety/relief valves of copper/copperalloy < 2.5cm	17 055	120 338	138 056	2 625 484
8481402000	Safety/relief valves of plastics10cm ? internal diameter ? 25 cm	58	3 302	2 090	205 730
8481409000	Oth safety/relief valves	244 330	14 632 777	3 645 144	48 364 804
8481801100	Valves for inner tube of copper/copperalloys	155 118	2 543 346	1 596 350	24 268 686
8481801200	Valves for inner tubes of oth materials	15 853	541 573	400 011	5 255 109
8481801300	Valves for tubeless tyres of copper/copper alloys	1 888	21 588	37 076	393 748
8481801400	Valves for tubeless tyresof oth materials	6 527	205 122	108 175	1 724 361
8481802100	Lpg cylinder valv of cooper/cooper alloyhaving inlet&outlet intl dia	1 793	41 122	1 657	217 194
8481802200	Lpg cylinder valv of cooper/cooper alloyhaving inlet&outlet intl dia	5 156	49 447	104 943	265 754
8481803000	Cocks/valves,whether/not fitted withpiezo elect igniters for gas str	17 004	480 217	40 878	2 525 745
8481804100	Soda water bottle valve:gas operat, ofplastic, 1 cm < internal diam	139	1 481	2 622	23 172
8481804900	Oth soda water bottle valves:gas operatebeer dispensing units	161 188	2 042 182	1 375 232	16 592 143
8481805100	Mixing tapes and valves,of plastic,1 cm< internal diameter ? 2,5cm	18 079	201 902	35 513	451 162
8481805900	Others mixing tapes and valves	277 222	2 677 297	356 216	5 093 044
8481806100	Water pipeline valve,manual operate,5cm<inlet/outlet int diamtr	29 517	209 364	150 324	2 592 831
8481806200	Cast iron gate valve,inlet diamtr? 4cm&cast iron butterfly valve,inl	148 623	2 393 840	875 638	16 369 411
8481806300	Cast iron gate valve,inlet diamtr<4cm &cast iron butterfly valve,inl	196 088	2 667 356	3 649 108	23 465 550
8481806400	Hog nipple waterer, of plastics,1 cm ? internal diameter < 2,5 cm	3 465	12 040	64 440	237 002
8481806500	Other hog nipple waterers	28 967	298 975	156 587	2 527 735
8481806600	Nipple joint valves,of plastics1 cm ? internal diameter < 2,5 cm	580	580	405	405
8481806700	Other nipple joint valves	7 899	415 914	77 637	2 871 395
8481807100	Ball valves,of plastics,1 cm ? internal diameter < 2,5 cm	61 660	1 075 158	362 970	4 442 466
8481807200	Other ball valves	587 230	5 129 907	5 064 632	48 227 707
8481807300	Gate valve,manual operate,of iron/steel,5cm ?inlet/outlet interna	325 629	4 725 213	1 409 453	29 009 408

I.3. IMPOR MENURUT KOMODITI / IMPORT BY HS COMMODITY
***** DESEMBER/DECEMBER 2012 *****

HS	Uraian Komoditi Commodity Description	Berat Bersih / Net Weight (Kg)		Nilai / Value C.I.F (US\$)	
		Bulan ini Current Month	Kumulatif Cum.Jan. to date	Bulan ini Current Month	Kumulatif Cum.Jan. to date
8481807400	Gate valve,manual operate,of iron/steel,inlet/outlet internal diam	51 316	445 889	322 424	3 734 375
8481807500	Manifold valves of plastics,1 cm ? internal diameter < 2,5 cm	4	15 945	308	94 158
8481807600	Other manifold valves	45 481	605 052	285 600	5 194 130
8481808100	Pneumatic control valve,of plastics, 1 cm ?internal diameter < 2,5	9 018	81 544	112 356	1 597 911
8481808200	Other pneumatic controlled valve	21 565	284 908	704 266	8 909 457
8481808300	Oth valve of plastic,inlet diamtr>=1cm, outlet diamtr ? 2,5 cm	11 431	109 122	14 398	192 793
8481808400	Oth valve of plastic,inlet diamtr>=1cm, outlet diamtr > 2,5 cm	4 843	36 765	61 493	542 189
8481808700	Fuel cut-off valve plastic for vehiclefor transport of persons/goods	4 495	64 141	133 283	860 227
8481808800	other fuel cut-off valve plastic forvehicle for transport of persons/!	75 247	675 766	218 464	3 591 387
8481808900	Other valve of stainless steel/nickle,manual operate,weighting < 3	112 107	1 183 076	344 632	5 811 006
8481809100	Water taps of copper or copper alloywith an internal diameter ? 2	235 267	2 463 665	1 915 279	23 019 681
8481809200	Fuel cut-off valves for vehicle	2 540	136 653	51 674	2 420 389
8481809900	Other Fuel cut-off for vehicle	1 156 128	12 275 821	26 142 417	268 981 744
8481901000	Parts of housing for sluice/ gate valvesan internal diameter ? 25 m	11 255	265 149	346 334	4 792 409
8481902100	Parts bodies valves, for water taps	12 043	82 717	62 630	386 208
8481902200	Parts bodies valve for LPG cylinder	474	47 467	59 776	1 046 921
8481902300	Other bodies valves not for water taps	12 797	211 100	149 177	1 922 915
8481902900	Others parts for taps, cocks, valves,and similar appliance of int. dir	98 592	1 270 891	1 167 793	18 991 363
8481903100	Valve bodies/stems of inner tube ortubeless tyres valves	6 863	76 966	302 011	3 249 938
8481903900	Oth valve bodies/stems of inner tube ortubeless tyres valves	39 471	443 173	371 031	4 352 054
8481904100	Valve cores of inner tube valves ortubeless tyres valves	9 876	33 146	15 544	124 379
8481904900	Oth valve cores of inner tube valves ortubeless tyres valves	26 249	136 462	127 195	1 555 694
8481909000	Others parts for taps, cocks, valvesand similar appliances	370 323	4 058 083	2 954 976	44 724 570
8482100000	Ball bearings	1 705 021	20 850 423	15 602 275	215 340 210
8482200000	Tapered roller bearings,including coneand tapered roller assembli	202 897	2 755 440	2 832 631	40 876 710
8482300000	Spherical roller bearings	116 950	2 443 681	872 481	14 876 060
8482400000	Needle roller bearings	121 547	1 273 465	3 087 660	30 729 033
8482500000	Oth cylindrical roller bearings	105 199	1 559 835	1 753 105	34 511 494
8482800000	Oth,includ.combined ball/roller bearings	1 104 891	12 668 540	8 126 486	103 453 264
8482910000	Balls, needles and rollers	197 981	2 236 416	1 748 445	22 813 500
8482990000	Other parts of ball and roller bearings	729 667	7 079 650	5 162 891	58 849 175
8483101000	Transmission shafts for machinery ofheading 84.29 or 84.30	52 752	1 274 374	802 502	22 877 306
8483102400	Transmission shaft for vehicles of motorcycles, auxilary motor	959 631	15 176 380	6 345 676	90 597 951
8483102500	Transmission shafts for vehicles ofa cylinder capacity < 2000 cc	525 991	5 284 133	4 767 826	54 321 228
8483102600	Transmission shafts for vehicles of2000 cc < cylinder capacity? 30C	44 344	675 010	562 596	9 120 751
8483102700	Transmission shafts for vehicles ofa cylinder capacity > 3000 cc	142 279	2 727 249	2 168 206	40 444 085
8483103100	Transmission shafts for marine propul-sion engines of an output?2	0	22 714	0	25 543
8483103900	Transmission shafts for marine propul-sion engines of an output>2	107 257	924 626	1 112 945	12 672 808
8483109000	Other transmission shafts	960 980	11 512 545	11 237 774	151 402 855
8483202000	Bearing housing incorp. ball or rollerbearings for mach.of bulldozer	50	17 795	887	218 471
8483203000	Bearing housing incorp. ball or rollerbearings for mach.of vehicles	21 693	323 078	205 659	4 596 491
8483209000	Other bearing housing incorp. ballOr roller	158 657	2 703 432	789 461	10 792 462
8483302000	Bear'g hous'g not incorp.ball or rollerbearings for mach.of head 84	6 178	270 781	252 101	3 251 371
8483303000	Bear'g hous'g not incorp.ball or rollerbearings for eng.of vhcl of ch	68 811	805 211	1 190 729	12 828 903
8483309000	Other bearing housing not incorp.ball orroller bearings; plain shats	185 527	3 554 711	1 718 523	30 783 439
8483402000	Gear&gearing oth than toothed wheels,for marine vessels	398 740	3 387 705	3 323 933	23 479 946
8483403000	Gear&gearing oth than toothed wheels,for machinery of moving g	222 390	4 558 985	3 943 589	61 741 379
8483409000	Gear&gearing oth than toothed wheels,for oth mar.vsl/mach of m	1 656 721	26 650 985	20 974 053	357 467 202
8483500000	Flywheels&pulleys,including pulley block	448 840	6 684 287	4 175 145	67 697 736
8483600000	Clutches & shaft couplings(including universal joints)	460 012	5 155 059	4 880 875	58 478 683
8483901100	Parts of goods of transmission shaftsfor pedestrian/agricultural tra	10 349	109 823	12 796	664 791
8483901300	Parts of goods of transmission shaftsfor oth. tractors of pedestriar	58	207 800	1 954	5 329 045
8483901400	Parts of goods of transmission shaftsfor goods of motorcycles	30 712	437 866	74 990	2 029 166
8483901500	Parts of goods of transmission shaftsfor other goods of vehicle anc	126 927	1 662 742	2 017 541	27 398 751
8483901900	Oth. parts of goods of trans. shafts	1 355 681	3 065 873	8 874 854	19 793 137
8483909100	Oth toothed wheels, chain sproccatedfor goods of pedestrian/agric	0	1 582	0	58 238
8483909300	Oth toothed wheels, chain sproccatedfor oth.tractors of pedestriar	0	9 323	0	25 006
8483909400	Oth toothed wheels, chain sproccatedfor goods of motorcycles	87 705	956 934	828 881	7 622 834
8483909500	Oth toothed wheels, chain sproccatedfor other goods of vehicles ar	168 553	1 941 149	2 747 456	33 362 783
8483909900	Oth toothed wheels, chain sproccated	329 928	4 101 599	1 628 126	23 357 383
8484100000	Gaskets&similar joint metal sheetingcombined with oth material/;	321 724	3 700 207	5 804 979	69 388 262
8484200000	Mechanical seal	49 060	826 195	1 684 103	31 928 238
8484900000	Oth.gasket&similar joints of metal sheetcombined with oth materi	303 519	3 704 949	5 418 463	64 499 683
8486101000	Apparatus for rapid heating of semi-conductor wafers	1 767	99 127	101 261	3 123 160
8486102000	Spin dryers for semiconductor waferprocessing	15	53 457	82	403 159
8486103000	Machines for working by laser/oth lightin the prod.of semiconduc	0	9 854	0	583 579
8486104000	Mach.& app for sawing monocrystal semi-ond. boules into slice, w	0	13 281	0	665 952
8486105000	Grinding, polishing,lapping machines forproces. of semiconductor	4 273	15 147	393 064	505 282
8486106000	Apparatus for growing/pulling mono-crystal semiconductor boules	1	1 410	113	85 856
8486109000	Oth machines&apparatus for the manu-facture of boules or water	819	122 594	108 124	3 272 971
8486201100	Chemical vapour deposition app. for semiconductor production	0	11	0	1 532

I.3. IMPOR MENURUT KOMODITI / IMPORT BY HS COMMODITY
***** DESEMBER/DECEMBER 2012 *****

HS	Uraian Komoditi Commodity Description	Berat Bersih / Net Weight (Kg)		Nilai / Value C.I.F (US\$)	
		Bulan ini Current Month	Kumulatif Cum.Jan. to date	Bulan ini Current Month	Kumulatif Cum.Jan. to date
8486201200	Epitaxial depos'n mach. smcndctor wfr;spinner for coat'g photogr.	0	9 016	0	351 950
8486201300	App.physical deposition by sputter'g onsemiconductor wafers or fo	4	4	318	318
8486201900	Other film formation equipment	0	5 545	0	344 514
8486202100	Ion implanters for doping semiconductormaterials	0	46	0	1 155
8486202900	Other doping equipment	3	162	52	951
8486203100	Deflash mach.;spraying appliances forcleaning metal leads&semic	60	57 855	1 516	1 692 254
8486203200	Equipment for dry-etching patterns onsemiconductor materials	0	1 756	0	18 633
8486203300	Apparatus for wet etching, developing,stripping,cleaning semicon	0	8 295	0	117 670
8486203900	Other etching and stripping equipment	22	10 561	3 017	136 917
8486204100	Direct write-on-wafer apparatus	0	903	0	17 059
8486204200	Step and repeat aligners	0	5	0	212
8486204900	Other lithography equipment	0	170	0	6 338
8486205100	Dicing machines for scribing/scoringsemiconductor wafers	0	2 212	0	60 075
8486205900	Other equipment for dev. exposed wafers	95	2 267	12 314	1 425 127
8486209100	Lasercutters for cut contact. tracks insemiconductor prod. by laser	0	14 347	0	483 362
8486209200	Machines for bending, folding and straightening semiconductor lea	2 267	6 330	258 000	624 689
8486209300	Resistance heated furnaces, ovens formfcture of semicon dvc on s	0	2 595	0	79 018
8486209400	Inductance/dielectric furnace, oven formfcture of semicon dvc on	0	722	0	242 350
8486209500	Auto-mach. for the placement/removal ofcomp./contact element	452	2 904	11 652	174 243
8486209900	Other mach. & apprts for the mnfact ofsemicon. devices/of elect i	854	42 083	9 002	1 726 552
8486301000	Apparatus for dry ecthing patterns onflat panel display substrates	149	7 507	99	84 918
8486302000	App. for wet etch, develop, stripping or cleaning flat panel display	0	8	0	180
8486303000	Chemical vapour deposition app.to prodspinners for coat,physic di	0	289	0	5 874
8486309000	Othetr mach. and app. for the manufactre of flat panel displays	804	5 872	17 481	306 169
8486401000	Focused ion beam milling mach to prodc,repair mask,reticle for p	633	4 015	5 248	310 563
8486402000	Die attach,bonders, for assem. Smcondtormatic mach.for transpor	6 480	87 778	1 192 928	7 167 607
8486403000	Moulds for manufact. of semiconductordevices	5	27 850	1 454	355 907
8486404000	Optical stereoscopic microscopes fittedwith equip.spec'ly dsnged c	0	407	0	24 741
8486405000	Photomicrographic microscope with equipspecifically designed of	0	95	0	9 972
8486406000	Electron beam microscopes with equipspecifically designed of smc	0	197	0	5 195
8486407000	Pattern generating app for produce masksor reticle from phtoresis	0	235	0	3 126
8486409000	Other machines and apparatus specifiedin note 9(c) to this chapte	7 437	33 333	1 443 441	3 098 039
8486901100	Parts and accessories of app for rapidheating of semiconductor wa	372	6 596	3 980	216 113
8486901200	Parts & accessories of spin dryersfor semiconductor wafer prosesii	2	2 053	100	58 012
8486901300	Parts&access.of mach. for work by laseror oth.lead or photobeam	84	5 214	15 916	156 771
8486901400	Tool holders&self-open diehead, workholders; dividing heads for	133	811	8 011	131 599
8486901500	Oth parts, access.of mach. for machinetools	44	5 270	26 263	492 543
8486901600	Parts & access.of grind, polish, lap mac for processing of semicon.	18	103 991	390	682 498
8486901700	Parts & access.of app for grow/pullingmonocrystal semiconductor	0	39	0	2 800
8486901900	Oth parts, access.of mach. and app. forthe manufact. of boules/wa	117	19 231	28 729	407 816
8486902200	Parts & access. of epitaxial depo. mach,spinner for coat photo. em	0	6 703	0	57 430
8486902300	Parts & access. of ion implanter fordopping of app for phys.l depo,	800	56 283	15 476	129 625
8486902400	Tool holder/self-open diehead; of sprayor etch,strip s-wafer,dry-el	0	15 046	0	619 407
8486902500	Oth parts & access. of dicing machinesfor scribe/scoring smconduct	1 910	17 063	81 269	921 466
8486902600	Tool holder/self-open diehead,dividingheads&oth spec atcthm for	649	19 156	87 875	1 078 750
8486902700	Other part and accessories of tool holdrself open diehead, dividin	1 446	5 084	163 110	498 247
8486902800	Part & access of resistance heated furnaces&ovens for the mnfctre	5 010	41 316	13 276	59 985
8486902900	Oth part & acces of mach & app.for mnfctof smcndctre dvcsof e	364	751	5 000	13 962
8486903100	Part&access of app for dry etching ptrnron flat panel display subst	0	1 461	0	36 357
8486903200	Tool holder/self-open dieheads,work hldrdividing heads&oth spec	3	31 713	186	489 777
8486903300	Oth. part&access of app for dry/wetetching&oth special atct for	0	598	0	4 105
8486903400	Part & access of chemical vapour deposition for flat panel display	0	104	0	656
8486903500	Part & access of spinners for coat.photoemuls/app.phys depo on f	0	2	0	2 785
8486903900	Oth part & access of mach and apparatusfor the manufact. of flat p	0	1 131	0	74 075
8486904100	Part & acces of focused ion beam millingmach to produce, repair r	44	17 686	29	177 720
8486904200	Part&acces of die attach app, auto-tapewire bonder, encapsul equ	8 057	12 251	84 245	428 414
8486904300	Part&acces of auto-mach transport, handlstorage of smcndctor, w	1	21 970	3	1 274 219
8486904400	Part&acc of optic stereoscop microscopewith equip to hndle/tran	0	124	0	528
8486904600	Part & acces of pattern generating app.used to prod masks/rctcl frc	0	493	0	130 388
8486904900	Oth part and acces of other mach & appspecified in note 9(c) to th	842	108 177	101 410	5 272 434
8487100000	Ships/boats propellers and blades thrfor	140 237	1 469 359	810 234	17 399 226
8487900000	Oth mach. parts, not cont. electric con-nect,insulator,coil, oth el	393 762	3 016 906	3 912 259	55 197 997
8501102100	Stepper motors dc an output ? 37.5 wof ac, refrigerator,domesetic	13 332	474 952	288 274	7 459 723
8501102900	Oth. Stepper mtr dc an output ? 37.5 w	41 905	245 966	1 503 841	4 925 670
8501103000	Spindle motors dc an output? 37.5 w	9 674	59 195	239 711	2 293 942
8501104100	Others spindle mtr dc an output? 37.5 wof ac, refrigerator,domes	59 238	705 511	1 087 918	13 316 846
8501104900	Others motors dc of an output?37.5w	177 393	1 972 138	2 568 053	30 058 754
8501105100	Stepper universal (AC/DC) motorsof ac, refrigerator,domesetic ap	2 689	20 434	24 241	290 454
8501105900	Oth.stepper universal (AC/DC) motors	49 347	129 368	139 815	1 304 766
8501106000	Spindle universal (AC/DC) motors ofan output =<37.5w	2 477	38 088	92 004	892 065
8501109100	Others spindle (AC/DC) motors of headingof ac, refrigerator,dome	8 816	138 885	140 976	3 131 698

I.3. IMPOR MENURUT KOMODITI / IMPORT BY HS COMMODITY
***** DESEMBER/DECEMBER 2012 *****

HS	Uraian Komoditi Commodity Description	Berat Bersih / Net Weight (Kg)		Nilai / Value C.I.F (US\$)	
		Bulan ini Current Month	Kumulatif Cum.Jan. to date	Bulan ini Current Month	Kumulatif Cum.Jan. to date
8501109900	Others spindle (AC/DC) motors	338 156	3 241 916	5 299 832	41 153 295
8501201200	Universal AC/DC mtrs of an output>37.5 w	152 686	1 019 882	120 881	928 082
8501201900	Other universal AC/DC mtrs of an output > 37,5 w	121 001	1 006 014	196 439	2 104 349
8501202100	Universal (AC/DC) motors of an output > 1 kw	1	918	463	12 934
8501202900	Other universal (AC/DC) motors of an output > 1 kw	45 239	277 676	195 918	2 462 510
8501313000	Motor DC , generator DC an output?750 w	72 868	1 469 692	352 670	10 778 315
8501314000	Oth.mtr dc, genrator dc an output? 750 w	183 588	1 819 416	1 893 974	19 089 212
8501315000	Generator DC an output ? 750 w	55 758	582 783	474 404	10 802 044
8501321100	Motor of kind used of ac, refrigerator,domestic appl.elct output >	149 126	399 134	547 092	931 487
8501321200	Other motor dc an output > 37.5 kw	21 346	707 361	83 090	2 734 901
8501321300	Other Generator dc an output>37.5 kw	19 304	236 522	20 104	1 318 006
8501329100	Other motor of kind used of ac, refig. domestic appl.elct output	0	370	0	4 151
8501329200	Oth motor dc 37.5 kw<output?75 kw	33 328	163 631	503 227	1 680 063
8501329300	Oth generator dc 37.5 kw<output?75 kw	1 253	276 889	16 062	4 951 408
8501330000	Motor dc, Generator dc75 kw < an output ? 375 kw	23 469	249 752	148 065	2 547 011
8501340000	Motor dc, Generator dc an output > 375 kw	5 651	378 171	110 910	2 707 424
8501401100	Motors AC, single-phase of an output ? 1 kw	358 865	4 491 655	1 291 846	13 315 617
8501401900	Other motor AC, single-phase of an output ? 1 kw	1 282 076	13 737 425	3 410 728	39 404 883
8501402100	Motor AC, single-phase of an output > 1 kw	691	94 776	57 561	1 218 540
8501402900	Oth AC motors, single-phase of an output > 1 kw	80 453	2 070 846	705 690	4 400 677
8501511100	Motor ac, multi-phase of an output ? 750 w	17 652	692 160	46 590	1 703 255
8501511900	Other motor ac, multi-phase of an output ? 750 w	68 297	2 034 168	936 858	7 069 039
8501521100	Motor ac, multi-phase of 750 w < an output ? 1 kw	1 966	94 818	9 726	439 273
8501521900	Other motor ac, multi-phase of 750 w < an output ? 1 kw	355 487	1 980 930	1 252 054	10 269 424
8501522100	Motor ac, multi-phase of 1 kw < an output ? 37.5 kw	42 312	911 016	148 195	3 934 790
8501522900	Other motor ac, multi-phase of 1 kw < an output ? 37.5 kw	392 800	7 668 740	1 319 148	25 114 525
8501523100	Motor ac, multi-phase of an output > 37.5 kw	149 496	798 148	614 955	2 665 279
8501523900	Other motor ac, multi-phase of an output > 37.5 kw	75 628	1 729 682	466 622	7 812 577
8501530000	Motor ac of an output > 75 kw	211 780	3 244 018	3 310 290	26 926 374
8501611000	Generator ac of an output ? 12.5 kva	337 586	2 797 237	447 876	10 718 468
8501612000	Generator ac of an output > 12.5 kva	274 125	3 038 701	562 483	6 315 154
8501621000	Generator ac of 75 kva < an output ? 150 kva	74 340	520 462	1 194 100	3 990 532
8501629000	Generator ac of 150 kva < an output ? 375 kva	83 547	556 745	343 971	2 089 596
8501630000	Generator ac of 375 kva < an output ? 750 kva	8 193	343 030	18 568	1 421 734
8501640000	Generator ac of an output > 750 kva	160 600	2 173 137	3 604 042	26 153 882
8502110000	Electric generating sets & rotary conv. of an output < 75 kva	1 064 716	10 873 622	3 005 706	46 034 629
8502121000	Electric generating sets & rotary conv. 75 kva< an output ? 125 kva	112 786	3 113 849	416 983	15 330 885
8502122000	Electric generating sets & rotary conv. 125 kva < an output ? 375 kva	435 877	3 761 412	2 431 235	25 271 769
8502131000	Electric generating sets & rotary conv. of an output > 12500 kva	526 616	3 045 805	40 969 350	70 065 071
8502139000	Oth. elect generating sets&rotary conv. of an output > 12500 kva	1 184 340	23 064 695	14 092 687	245 586 251
8502201000	Generating sets with spark-ignit interncombust piston output ? 75	797 662	12 017 674	1 514 294	27 288 509
8502202000	Generating sets with spark-ignit interncombust piston 75 kva < ou	51 218	1 054 999	51 578	1 576 188
8502203000	Generat sets with spark-ignition interncombust pist 100 kva < outp	129 002	3 815 061	3 187 909	64 804 685
8502204100	Generat sets with spark-ignition interncombust piston output > 12	0	20	0	4 020
8502204900	Oth. gnrating sets with spark-ign interncombust piston output > 12	609 784	7 161 722	916 026	16 566 822
8502311000	Oth generating sets wind-powered of an output ? 10000 kva	288	81 976	3 237	2 536 191
8502312000	Oth generating sets wind-powered of an oan output > 10000 kva	1 888	1 888	12 270	12 270
8502391000	Oth generating sets not wind-powered of an output ? 10 kva	4 907	27 651	87 396	309 218
8502392000	Oth generating sets not wind-powered of 10 kva < output ? 10000	104 278	6 920 056	2 343 698	78 951 505
8502393100	Oth generating sets not wind-powered of an output > 12500 kva	0	1 753 641	0	55 273 162
8502393900	Oth generating sets not wind-powered of an output > 10000 kva	58 354	3 540 032	255 769	18 095 399
8502400000	Electric rotary converters	87 557	124 503	2 235 778	3 298 268
8503001000	Parts used in manufacture elct.motor, generator of output>10000	240 788	2 685 265	2 096 930	19 581 866
8503009000	Oth parts in manufacture electric motor generator of output>100	2 337 550	14 680 308	29 675 182	155 204 754
8504100000	Ballasts, for discharge lamps or tubes	209 726	3 675 351	1 293 271	21 968 663
8504211000	Step-voltage regulators;instrument transformer with a power han	50 422	1 104 650	357 896	7 534 793
8504219200	Liquid dielect transformer with handlingcap>10kva and high side v	254 623	668 204	1 453 748	9 798 808
8504219300	Liquid dielect transformer with handlingcap>10kva and 66 kva<hig	0	163 127	0	1 686 304
8504219900	Oth Liquid dielectric transformerhandling capacity ? 650 kva	143 377	4 628 554	3 934 891	23 776 324
8504221100	Step-voltage regulators of high sidevoltage 66 kv or more	0	45 309	0	1 061 396
8504221900	Step-voltage regulator of a high sidevoltage < 66 kv	54 054	832 098	218 417	9 270 395
8504229200	Oth stepvoltage regltor of a high side110 kv<voltage? 650 kv	35 750	50 062	162 500	320 909
8504229300	Oth stepvoltage regltor of a high side66 kv < voltage ? 110 kv	0	3 470	0	127 081
8504229900	Oth stepvoltage regltor of a high side650 kv < voltage ? 10000 kv	8 656	809 361	116 072	3 176 047
8504231000	Liquid dielectric transformers, powerhandling capacity ? 15000 kv	0	8 358 325	0	51 637 640
8504232100	Liquid dielectric transformers, power15000 < handling capacity ? :	0	464 741	0	2 655 855
8504232200	Liquid dielectric transformers, power20000 < handling capacity ? :	0	415 565	0	2 865 510
8504232900	Oth liquid dielectric transformerspower handling capacity > 30000	680 827	5 348 398	13 896 434	49 425 883
8504311100	Instrument potential transformer withrating voltage ? 110 kv	23 428	447 368	306 888	5 210 272
8504311200	Instrument potential transformer with66 kv ? rating voltage < 110	0	38 645	0	1 866 929
8504311300	Instrument potential transformer with1 kv ? rating voltage < 66 kv	4 070	12 276	9 919	147 241

I.3. IMPOR MENURUT KOMODITI / IMPORT BY HS COMMODITY
***** DESEMBER/DECEMBER 2012 *****

HS	Uraian Komoditi Commodity Description	Berat Bersih / Net Weight (Kg)		Nilai / Value C.I.F (US\$)	
		Bulan ini Current Month	Kumulatif Cum.Jan. to date	Bulan ini Current Month	Kumulatif Cum.Jan. to date
8504311900	Oth.instrument potential transformer	23 811	331 573	309 052	3 438 283
8504312100	Ring current tranformers with voltagerating ? 110 kv	50 374	357 449	832 049	5 677 784
8504312200	Oth ring current transformers	46 578	227 792	562 370	3 364 418
8504312300	Instrument current tranformers with66 kv ? rating voltage < 110 k	0	7 000	0	64 791
8504312400	Instrument current tranformers with1 kv ? rating voltage < 66 kv	422	161 413	5 449	4 802 826
8504312900	Oth instrument current transformers with	95 521	758 292	374 220	5 631 986
8504313000	Flyback transformer power handlingcapacity ? 1 kva	2 658	220 395	35 000	2 227 479
8504314000	Intermediate frequency transformerpower handling capacity ? 1 k	7 616	347 588	123 284	5 505 673
8504319100	Oth transformers of kind used toys,scaleor similar recreational mo	24 614	303 143	310 038	4 008 758
8504319200	Oth macthing transformer havingpower handling capacity ? 1 kva	59 571	492 984	396 373	4 940 290
8504319910	Step up/down transformer,slide regulatorstabilizer handling capac	291 863	2 830 554	1 253 081	14 204 024
8504319990	Oth transformers having power handlingcapacity ? 1 kva	152 832	1 362 440	1 852 117	15 400 676
8504321100	Matching transformers, power handling1 kva < capacity ? 5 kva	2 554	76 446	37 198	991 826
8504321900	Oth matching transformers, pwr handling1 kva < capacity ? 5 kva	12 755	191 288	32 205	1 134 054
8504322000	Oth transformers of kind used toys,scalesmlar recr'nl models 1 kv&	2 550	40 850	2 834	161 055
8504323000	Oth matching transformers minimum freq.3 mhz & power handlin	318	5 083	12 990	89 166
8504324100	Matching transformers of power handling5 kva < capacity ? 10 kv;	5 401	158 127	68 724	2 087 969
8504324900	Oth matching transform'r of pwr handling5 kva < capacity ? 10 kv;	280	28 645	4 859	464 293
8504325100	Matching transformers, power handling10 kva < capacity < 16 kva	0	95	0	1 506
8504325900	Oth matching transfmrs, power handling10 kva < capacity < 16 kv&	21 710	106 155	282 943	2 142 112
8504331100	Matching transform.side voltage? 66kv	0	19 979	0	940 751
8504331900	Oth matching transfmrs high s-volt? 66kv16 kva < capacity ? 500 k	16 965	312 040	167 319	3 975 421
8504339100	Matching transformers power handling16 kva < capacity ? 500 kv;	0	30 450	0	327 610
8504339900	Oth matching transformers power handling16 kva < capacity ? 500	4 693	341 059	62 217	3 936 802
8504341100	Matching transform.side voltage ? 66 kv10000 kva <power cap ?	11	49 859	19	741 434
8504341200	Oth matching transformerspower capaity > 500 kva	62 107	708 048	842 098	8 462 213
8504341300	Oth matching transform.side volt < 66 kv10000 kva <power cap ?	0	11 904	0	200 765
8504341400	Oth instrum transform. side voltage<66kvpower capacity> 15000 k	0	378 539	0	4 598 828
8504342200	Matching transformer with high sidevoltage ? 66 kv	0	115 546	0	2 952 467
8504342300	Oth instrument transform. with high sidevoltage ? 66 kv	219 931	226 941	1 716 570	1 728 070
8504342400	Matching transformer hav'g a powerhandling capacity >15000 kva	4	35	285	683
8504342900	Oth instrument transformer hav'g a powerhandling capacity >1500	95 343	482 739	522 985	3 706 197
8504401100	Uninterrupted power supplies (ups)	574 189	6 008 349	5 724 446	53 854 905
8504401900	Other uninterruptud power supplies	519 630	3 256 071	7 641 169	67 540 689
8504402000	Battery chargers having a rating>100 kva	139 695	1 146 008	1 800 604	9 696 425
8504403000	Other rectifiers	18 235	1 093 869	1 339 767	25 508 394
8504404000	Inverters	86 172	813 996	2 465 454	18 704 598
8504409000	Other static converter for automaticdata processing machines&ur	281 992	3 244 415	3 227 673	43 616 447
8504501000	Inductors for power supply for automaticdata process mach&unit	64 967	1 042 107	1 707 030	55 509 294
8504502000	Chip type fixed inductors	27 422	495 066	928 409	18 868 957
8504509300	Other inductors, with power handlingcapacity ? 2500 kva	24 010	280 963	870 567	9 224 756
8504509400	Other inductors, with power handling2500 kva < capacity ? 10000	0	4 314	0	35 289
8504509500	Other inductors, with power handlingcapacity > 10000 kva	24 012	53 017	260 574	1 030 734
8504901000	Parts of goods of subheading 8504.10	5 910	65 773	33 597	848 779
8504902000	Parts of printed circuit assmb good subheading 85044011,850440	61 465	441 289	849 113	5 077 072
8504903100	Radiator panel,flat tube radiator assembfor distrib&power transfo	72 504	1 650 367	151 652	3 261 294
8504903900	Oth part of electrical transformers ofa capacity ? 10,000 kva	46 227	786 480	2 141 619	10 449 840
8504904100	Radiator panel,flat tube radiator assembfor distrib&power transfo	41 329	283 086	188 794	823 992
8504904900	Oth radiator panel a capacity >10000 kva	759	743 877	5 564	5 618 235
8504905000	Other, for inductors of capacity ? 2500kva	2 588	54 416	25 531	1 073 980
8504906000	Other, for inductors of capacity > 2500kva	191	8 064	2 647	558 790
8504909000	Other parts of electrical transformers,static converters & inductor	808 345	9 138 762	7 538 820	60 575 981
8505110000	Permanent magnet of metal	527 291	5 429 077	3 981 881	61 483 243
8505190000	Permanent magnet not of metal	530 931	10 957 409	2 948 431	62 537 075
8505200000	Electro magnetic couplings, clutches andbrakes	65 727	672 986	828 122	9 391 421
8505900000	Other electro magnetic including parts	205 875	2 774 990	3 917 678	40 451 961
8506101000	Manganese dioxide having external volume?300 cm3 of primary c	150 578	1 166 978	919 858	11 565 210
8506109000	Manganese dioxide having external volume> 300 cm3 of primary	113 003	1 222 803	980 764	9 791 524
8506300000	Mercuric oxide of primary cell/batteries	0	17	0	1 601
8506400000	Silver oxide of primary cell/batteries	37	7 658	461	401 671
8506500000	Lithium of primary cell/batteries	10 442	88 702	943 661	6 779 522
8506601000	Air-zinc of primary cell/batterieshaving an external volume ? 300 c	0	41	0	10 361
8506609000	Air-zinc of primary cell/batterieshaving an external volume > 300 c	2 294	73 333	49 459	442 088
8506801000	Zinc carbon, having an externalvolume ? 300 cm3 of primary cell/t	7	53 950	359	78 144
8506802000	Zinc carbon, having an externalvolume > 300 cm3 of primary cell/t	13 604	54 364	1 325 224	5 652 051
8506809100	Other primary cell/batterieshaving an external volume ? 300 cm3	18 535	285 412	12 070	1 684 690
8506809900	Other primary cell/batterieshaving an external volume > 300 cm3	121 479	1 716 954	3 922 647	56 889 687
8506900000	Parts of primary cells/batteries	68 779	754 951	923 506	11 315 784
8507101000	Lead-acid, for starting piston enginea kind used for aircraft	5	8 746	11 148	118 972
8507109200	Lead-acid, for starting piston engineused not for aircraft of height	661	181 192	20 594	849 573
8507109300	Lead-acid, for starting piston engineused not for aircraft of height	149 324	1 878 580	566 062	7 940 300

I.3. IMPOR MENURUT KOMODITI / IMPORT BY HS COMMODITY
***** DESEMBER/DECEMBER 2012 *****

HS	Uraian Komoditi Commodity Description	Berat Bersih / Net Weight (Kg)		Nilai / Value C.I.F (US\$)	
		Bulan ini Current Month	Kumulatif Cum.Jan. to date	Bulan ini Current Month	Kumulatif Cum.Jan. to date
8507109400	Oth lead-acid, for start piston engineused not for aircraft of heigh	0	877	0	1 917
8507109900	Oth lead-acid, for start piston engineused not for aircraft of heigh	426 584	4 655 867	1 426 327	15 036 552
8507201000	Oth lead-acid accumulator of a kind usedfor aircraft	4 106	46 916	22 983	443 222
8507209100	Oth lead-acid accumulator of a kind used13 cm < height ? 23 cm	17 260	1 334 133	18 481	4 550 481
8507209200	Oth lead-acid accumulator of a kind useda height > 23 cm	571 380	7 714 551	2 106 434	26 117 499
8507209300	Oth lead-acid accumulator of a kind usednot for aircraft 13 cm < t	0	203 939	0	680 565
8507209900	Oth lead-acid accumulator of a kind usednot for aircraft a height >	1 948 552	16 018 800	7 912 366	74 496 460
8507301000	Nickel-cadmium of a kind used foraircraft	61	17 716	8 398	104 806
8507309000	Other nickel-cadmium of a kind used foraircraft	60 262	258 812	441 651	1 978 497
8507401000	Nickel-iron of a kind used for aircraft	4	4 212	395	224 555
8507409000	Oth nickel-iron of a kind used foraircraft	4 376	73 938	226 029	3 416 597
8507500000	Nickel metal hydride	230	7 992	12 257	170 046
8507601000	Lithium ion accumulators of a kind usedlaptops includ notebook, s	4 277	23 704	71 694	1 183 403
8507609000	Other lithium ion accumulators	13 966	300 031	173 959	23 292 900
8507801000	Oth accumulator of a kind used foraircraft	25	3 911	16 723	451 612
8507809100	Other accumulator of a kind used forlaptops including notebook, s	1 551	125 514	35 724	778 958
8507809900	Other accumulator of a kind used not forlaptops including notebook	446 938	2 828 442	1 922 540	19 220 579
8507901100	Plates of goods of other electricaccumulators, include separators t	1 005	45 536	23 271	146 610
8507901900	Other of plate	49 065	667 144	298 881	2 511 604
8507909100	Other parts of a kind used for aircraft	0	744	0	9 326
8507909200	Battery separators,ready for use ofmaterial other than poly/vinyl c	116 901	2 805 864	750 480	10 436 909
8507909300	Part of goods of electric accumulatorinclude separators thereor, w	20 396	336 549	330 711	8 877 210
8507909900	Oth part of electric accumulator include separators thereor, whett	128 930	1 244 722	752 117	14 901 964
8508110000	Vacuum cleaner with self-contain elcmtra power ? 1500 w, capaci	158 146	1 177 710	745 534	6 781 656
8508191000	Oth vacuum cleaners with self-containedelc.mtr a kind suitable for	26 747	211 423	182 169	1 358 470
8508199000	Oth vacuum cleaners not for domestic use	11 589	110 421	73 577	600 678
8508600000	Other vacuum cleaners	44 533	414 969	641 270	4 122 361
8508701000	Parts of vacuum cleaners capcty ? 20 lor a kind suit.for domestic u	4 464	48 342	136 383	1 228 579
8508709000	Other parts of vacum clean capcty ? 20 lor a kind suit.for domestic	576	38 860	16 177	434 389
8509400000	Food grinder&mixer,fruit/vegetable juiceextract with self-containe	433 698	5 461 857	2 662 072	32 146 164
8509801000	Floor polishers with self-containedelectric motor	31 652	225 847	151 197	1 208 552
8509802000	Kitchen waste disposerwith self-contained electric motor	1 005	2 066	20 565	33 305
8509809000	Oth electro-mechanic domestic applianceswith self-contained elec	43 339	550 917	172 412	3 048 007
8509901000	Part of goods of floor polishers	364	10 223	731	48 570
8509909000	Other parts elect. mechanical domestic appliance, with self-cont.e	415 380	4 892 377	843 577	10 096 874
8510100000	Shavers, with self-contained electricmotor	6 151	90 142	193 878	1 679 286
8510200000	Hair clippers, with self-containedelectric motor	10 452	104 995	149 689	573 225
8510300000	Hair-removing appliances, with selfcontained electric motor	264	2 755	15 254	57 268
8510900000	Parts of shavers,hair clippers with selfcontained electric motor	33	18 356	629	92 889
8511101000	Sparking plugs suitable for aircraftengines	0	8 838	0	116 006
8511102000	Sparking plugs suitable formotor vehicles engines	14 769	157 634	305 904	2 949 872
8511109000	Other sparking plugs	27 755	707 425	524 208	7 683 937
8511201000	Ignition magnetos, magneto-dynamos,magnetic flywheels for aircr	1 418	14 347	58 046	244 933
8511202100	Ignition magnetos, magneto-dynamos,magnetic flywheels unasser	18 778	202 140	156 610	1 221 058
8511202900	Oth ignition magnetos, magneto-dynamos,magnetic flywheels	37 173	546 909	514 004	6 748 645
8511209100	Oth ignition magnetos, magneto-dynamos,magnetic flywheels unæ	2 886	30 270	175 576	1 554 731
8511209900	Oth ignition magnetos, magneto-dynamos,magtic flywheel not for	5 632	77 354	51 467	682 383
8511303000	Other distributors; ignition coils a kinsuitable for aircraft/vehicle	9 263	153 694	226 482	3 270 287
8511304100	Unassembled oth.distributor/ignition coil a kind suit. for aircraft/veh	37 651	420 157	1 338 539	10 189 644
8511304900	Unassembled distributors/ignition coil	58 686	934 101	1 564 287	22 641 860
8511309100	Unassembled distributors/ignition coil a kisuit. not for aircraft/vehic	11	4 460	1 855	138 468
8511309900	Oth unassembled distributors/ignition coilsuitable not for aircraft/væ	64 409	838 401	698 745	10 604 936
8511401000	Starter motors & dual purpose startergenerator of a kind used air	1 147	2 591	20 794	2 241 828
8511402100	Other unassembled starter motors forengine vehicle of car, transp	56 629	122 810	529 049	1 166 829
8511402900	Oth starter motors&dual purpose startergenerators	2 636	136 171	22 354	935 597
8511403100	Assembled starters motor for engine ofvehicles of tractors	2 749	33 444	10 920	489 055
8511403200	Assembled starters motor for engine ofvehicles of car transport pe	233 565	3 217 913	3 386 524	42 961 833
8511403300	Assembled starters motor for engine ofvehicles of special cars	1 720	45 411	28 503	670 306
8511409100	Other starter motor for engine of transpcars person/goods,spesial	20 736	226 734	168 955	2 067 991
8511409900	Other starter motor assembled	262 419	2 689 769	3 782 230	36 227 570
8511501000	Other generator of a kind used foraircraft engines unassembled	9 239	41 743	31 640	413 308
8511502100	Other generators unassembled for vehicleengine of car, transport	126	17 051	2 786	93 973
8511502900	Other unassembled alternators	2 639	75 664	24 085	627 225
8511503100	Assembled alternators for engine vehicletractors	481	13 103	9 634	285 478
8511503200	Assembled alternators for engine vehicletransportation for perso	399 234	4 588 806	4 581 309	56 464 048
8511503300	Assembled alternators for engine vehicleof special purpose motor	19 347	92 105	164 453	1 194 213
8511509100	Other generators for engine vehicle oftransportat'n person/goods	1 135	90 855	14 511	872 266
8511509900	Other generators	245 762	1 099 459	5 608 345	15 553 676
8511801000	Other equipment of electrical ignitiona kind used for aircraft	26	69 722	132	1 422 659
8511802000	Other equipment of electrical ignitiona kind used for motor vehic	77 189	1 334 511	692 484	11 335 598
8511809000	Other equipment of electrical ignition	39 431	427 924	345 625	3 064 800

I.3. IMPOR MENURUT KOMODITI / IMPORT BY HS COMMODITY
***** DESEMBER/DECEMBER 2012 *****

HS	Uraian Komoditi Commodity Description	Berat Bersih / Net Weight (Kg)		Nilai / Value C.I.F (US\$)	
		Bulan ini Current Month	Kumulatif Cum.Jan. to date	Bulan ini Current Month	Kumulatif Cum.Jan. to date
8511901000	Parts of goods of elect ignition for useaircraft engines	974	8 578	20 194	242 589
8511902000	Parts of goods of elect ignition for usevehicle engine	445 377	5 388 432	6 052 831	87 289 456
8511909000	Parts of goods of elect ignition for usenot for aircraft or vehicle en	151 895	1 771 745	538 285	7 389 192
8512100000	Lighting/visual signalling equipment ofa kind used on bicycles	8 663	170 850	96 065	1 323 014
8512202000	Unassembled lighting/visual signalingequipment	282 559	2 637 108	3 648 636	33 076 437
8512209100	Other lighting/visual signalling equip.for motorcycles	21 763	338 102	211 573	3 039 852
8512209900	Other lighting/visual signalling equip.	480 987	6 415 391	6 654 350	96 374 593
8512301000	Horns and serenes, assembled	82 265	659 549	420 071	4 911 836
8512302000	Unassembled sound signalling equipment	31 189	588 848	952 775	17 382 278
8512309100	Other sound signal equip.obstacle detectdevice for vehicles	2 397	22 614	46 840	534 863
8512309900	Other sound signalling equipment	15 526	171 909	457 684	4 745 946
8512400000	Windscreen wiper, defroster & demisters	126 924	1 492 758	1 330 161	16 881 599
8512901000	Parts of goods of lighting or vis. light	192	19 358	4 660	226 327
8512902000	Parts of goods of lighting, sound signalor windscreen wpers, defro:	189 492	2 318 605	3 441 087	42 249 538
8513101000	Miners helmet lamps	19 877	121 748	124 904	1 351 232
8513102000	Quarrymens lamps	0	84 271	0	176 249
8513109000	Other portable electirc lamps	750 698	9 055 665	1 614 540	34 218 230
8513901000	Part of portable elect lamp of miner'shelmet or quarrymen's lamp	84	2 918	242	7 014
8513903000	Parts of flashlights reflectors; switchsliders of plastics	47 240	398 174	83 769	899 718
8513909000	Oth part of portable elect lamp designed	214 982	1 443 946	368 477	5 391 959
8514100000	Resistance heated furnaces and ovens	820 236	2 206 631	918 474	14 855 535
8514202000	Electric furnaces or ovens for the mnfcrof printed circuit board/as:	9	29 618	369	752 869
8514209000	Oth furnaces/oven function by inductionor dielectric loss	241 114	1 195 785	2 603 332	12 678 784
8514302000	Oth elect furnace/oven for the manufactrof printed circuit board/:	1 264	62 912	36 102	1 646 801
8514309000	Other furnaces and ovens	196 264	2 193 200	4 074 735	24 466 699
8514400000	Oth equipment for the heat treatment ofmaterials by induction/di	37 117	550 778	1 532 293	9 139 887
8514902000	Part of industrial/laboratory electricfurnaces/oven for manufact.o	27 080	114 527	940 702	2 053 358
8514909000	Other industrial/lab.elec. furnaces andovens incl.by induction or d	939 401	3 682 542	3 831 713	23 880 087
8515110000	Soldering irons and guns	20 465	352 148	75 695	1 328 155
8515191000	Mach and app for soldering component onPCB/printed wiring boa	1 187	156 322	47 407	5 504 140
8515199000	Other brazing/soldering machines andapparatus	17 225	232 685	210 945	3 185 815
8515210000	Mach and app for resistance welding ofmetal, fully or partly auton	530 957	1 315 843	4 424 968	21 874 515
8515290000	Mach and app for resistance welding ofmetal, non-automatic	204 151	2 094 583	1 036 008	18 041 059
8515310000	Mach and app for arc welding of metal,fully or partly automatic	46 196	748 115	453 391	11 573 114
8515391000	AC arc welders, transformer type,non- automatic	44 202	667 547	1 520 453	6 234 858
8515399000	Oth machine and apparatus for arcwelding of metals, not automa	179 274	3 248 226	2 233 706	24 576 987
8515801000	Electric mach & app for hot spraying of metals/sintered metal cart	28 249	162 124	202 226	1 520 529
8515809000	Oth electric mach & app for hot spraying of metals/sintered metal	85 789	1 457 215	2 233 522	18 670 569
8515901000	Parts of AC arc welder, transformer type	9 618	392 499	575 140	4 871 062
8515902000	Part of mach&app for soldering componenton PCB/printed wiring	416	32 753	50 703	1 127 686
8515909000	Oth electric machines & apparatus	129 657	4 390 321	4 454 074	42 401 541
8516101010	Water dispenser fitted w/ solely waterheater for domestic use	242 365	1 273 350	1 297 624	7 961 684
8516101090	Water dispenser fitted w/ solely waterheater for other use	351 456	2 588 727	2 537 137	18 424 626
8516103000	Electric immersion water heaters	2 101	106 756	8 842	574 758
8516210000	Storage heating radiators	0	1 417	0	10 847
8516290000	Oth electric space heating apparatusand electric soil heating appar	3 819	112 024	20 237	1 008 773
8516310000	Hair dryers	21 215	214 351	213 539	2 042 762
8516320000	Other hair-dressing apparatus	29 635	316 574	183 635	2 270 767
8516330000	Hand-drying apparatus	6 573	71 527	28 078	758 384
8516401000	Elect. smoothing irons of kind designedto use steam from the indu	382	45 632	38 296	249 717
8516409000	Other electric smoothing irons	50 470	449 763	396 988	3 529 390
8516500000	Microwave ovens	96 876	1 238 695	508 149	6 120 559
8516601000	Rice cookers	1 519 344	19 510 653	5 038 655	75 806 758
8516609000	Oth ovens; cookers,cooking plates,boiling rings,grillers & roasters	205 009	2 396 813	764 134	10 268 581
8516710000	Coffee/tea makers	15 453	245 829	195 694	2 914 391
8516720000	Toasters	52 299	421 695	298 205	2 417 470
8516791000	Kettles	18 631	306 472	95 779	1 545 160
8516799000	Other electro-thermic appliances	144 849	2 741 842	962 398	15 271 437
8516801000	Elect heatin resistor for type-foundingor type-setting mach;for ind	1 792	13 617	46 108	562 117
8516803000	Elect heatin resistor for type-founding/type-setting mach;for dom	64 035	608 001	557 075	5 961 620
8516809000	Other electric heating resistors	39 990	698 106	758 468	10 006 973
8516902100	Sealed hotplates for domestic appliances	56	10 538	2 758	113 868
8516902900	Sealed hotplates for other appliances	299 167	3 456 639	861 002	10 124 453
8516903000	Parts of electric instantaneous/storagewater heaters & immersion	114 110	1 250 804	305 398	3 819 423
8516904000	Part of electric heatin resstor for typefounding/type-setting mach	0	3 362	0	23 146
8516909000	Oth part of electric heating resstor fortype-founding/type-setting i	444 364	6 941 406	3 019 637	58 220 290
8517110000	Line telephone set with cordless handset	3 621	61 655	190 080	2 762 844
8517120000	Telephones for cellular networksor for other wireless networks	1 629 855	18 309 889	230 771 958	2 598 017 884
8517180000	Other telephone sets	39 620	517 906	869 328	10 306 693
8517610000	Base stations	217 093	4 776 415	16 111 191	294 731 971
8517621000	Radio transmitters/receivers for simult.interpretaion at multilingual	98	9 477	21 996	641 898

I.3. IMPOR MENURUT KOMODITI / IMPORT BY HS COMMODITY
***** DESEMBER/DECEMBER 2012 *****

HS	Uraian Komoditi Commodity Description	Berat Bersih / Net Weight (Kg)		Nilai / Value C.I.F (US\$)	
		Bulan ini Current Month	Kumulatif Cum.Jan. to date	Bulan ini Current Month	Kumulatif Cum.Jan. to date
8517622100	Control & adaptor units, incl. gateways,bridges and routers	6 891	153 947	1 267 977	17 478 331
8517622900	Oth control & adaptor units, includinggateways,bridges and router	4 316	57 998	2 510 830	42 399 181
8517623000	Telephonic or telegraphic switchingapparatus	97	267 215	65 397	7 047 488
8517624100	Modems including cable modemsand modem cards	78 103	6 128 960	10 223 834	58 387 166
8517624200	Concentrators or multiplexers	59 342	429 056	3 340 769	59 445 493
8517624900	Oth app for carrier-current line systemor for digital line systems	9 592	41 245	5 951 728	17 582 426
8517625100	Wireless LANs	13 896	380 939	1 359 782	14 863 382
8517625200	Transmission/reception app for simult.interpretaion at multilingual	0	4	0	1 351
8517625300	Oth transmission apparatus for radio-telephony/radio-telegraphy	88 579	1 461 554	43 158 738	591 559 168
8517625900	Oth transmission app incorporatingreception apparatus; others	819	2 140	163 472	585 324
8517626100	Oth transmission apparatus for radio-telephony/radio-telegraphy	0	234	0	21 935
8517626900	Oth transmission apparatus for radio-telephony/radio-telegraphy;	0	4 899	0	252 492
8517629100	Portable receiver for call,alert/pagingand paging alert devices, incl	441	6 082	28 750	434 855
8517629200	Portable receiver for radio-telephonyor radio-telegraphy	357	2 033	170 145	794 750
8517629900	Other portable receivers	156 080	485 547	4 374 584	29 259 982
8517690000	Other apparatus for transmission orreception of voices; others	5 008	104 423	3 022 045	12 259 784
8517701000	Parts of control and adaptor unitsincluding gateways, bridges, rou	17 297	213 055	46 635 844	87 801 959
8517702100	Parts of cellular telephones	2 387	16 191	103 289	812 907
8517702900	Oth parts of control and adaptor unitsincluding gateways, bridges,	5 998	567 460	332 303	15 062 516
8517703100	Oth PCB of goods for line telephonyor line telegraphy; assembled	2 572	50 768	475 742	6 068 377
8517703200	Oth PCB of goods for radio-telephonyor radio-telegraphy; assembl	0	1 754	0	182 473
8517703900	Oth printed circuit board; assembled	47 434	1 522 210	4 423 454	95 809 001
8517704000	Aerials/antennae used w/ app. for radio-telephony or radio-telegr.	188 583	2 645 573	2 858 592	52 231 995
8517709100	Oth aerials/antennae of goods for linetelephony or line telegraphy	36 859	351 629	1 885 457	19 436 778
8517709200	Oth aerials/antennae of goods for radio-telephony or radio-telegr;	220 301	8 192 925	12 366 373	383 936 870
8517709900	Other aerials or antennae	1 104 341	4 267 087	181 837 971	693 227 883
8518101100	Microphones having a frequency rangeof 300 hz to 3.4 khz	2 482	86 981	48 223	1 258 210
8518101900	Other microphones, whether or notwith their stands	54 222	692 925	208 859	4 243 761
8518109000	Other microphones	7 827	146 417	234 334	4 422 115
8518211000	Box type of single loudspeakers,mounted in their enclosures	17 751	409 869	140 820	2 356 720
8518219000	Oth type of single loudspeakersmounted in their enclosures	119 017	1 593 158	533 636	8 495 247
8518221000	Box type of multiple loudspeakers,mounted in their enclosures	126 556	1 125 784	651 848	5 585 470
8518229000	Oth type of multiple loudspeakersmounted in their enclosures	192 656	2 134 135	854 244	9 487 361
8518292000	Loudspeakers,without enclosure,having a freq 300 hz to 3.4 khz	23 388	165 736	70 442	810 184
8518299000	Oth loudspeakers, not mounted intheir enclosure	637 043	6 990 008	3 322 836	40 417 239
8518301000	Headphones	39 780	508 005	337 630	3 457 724
8518302000	Earphones	328 164	5 708 414	1 759 580	22 568 634
8518304000	Line telephone handsets	0	27 473	0	125 499
8518305100	Oth combined microphone/speaker set,for cellular/wireless teleph	45	11 162	3 105	79 712
8518305900	Oth combined microphone/speaker set,for other puprposes	4 005	391 377	103 526	1 786 460
8518309000	Other headphones and earphones,combined w/ microphone/spea	11 972	452 377	198 237	6 297 912
8518402000	Audio-freq elec. amplifier used asrepeaters in line telephony	0	5 466	0	47 726
8518403000	Audio-freq elec. amplifier used asrepeaters in oth than line teleph	0	892	0	65 373
8518404000	Oth audio-freq elec. amplifier,have 6 ormore input signal line	1 496	61 444	58 021	819 413
8518409000	Other audio-freq elec. amplifier	208 373	1 861 180	1 258 205	13 205 229
8518501000	Elec. sound ampli. set having powerrating of 240W or more	6 863	110 197	29 457	507 541
8518502000	Oth elec. sound amplifier w/ loudspeaker50V <= voltage rating <=	1	858	392	19 238
8518509000	Oth electric sound amplifier	26 180	105 612	113 925	637 991
8518901000	Part of microphone,loudspeaker,telephonehandset,audio-freq ele	287 188	2 629 562	665 558	7 510 601
8518902000	Part of oth audio-freq elec. amplifier,have 6 or more input signal li	0	13 331	0	1 959 829
8518903000	Part of single/multiple loudspeaker	140 307	1 112 210	242 030	1 948 536
8518904000	Part of oth loudspeakers, not mounted intheir enclosure	213	118 573	254	191 032
8518909000	Part of oth electric sound amplifier set	741 728	10 384 512	3 055 942	61 227 864
8519201000	Coins or disc operated record player	0	544	0	5 562
8519202000	Record player operated by others	263	3 092	686	48 937
8519300000	Turntables (record-decks)	0	57	0	675
8519500000	Telephone answering machines	0	2 641	0	3 011
8519811000	Pocket size cassette recorders,dimensionnot exceed 170 x 100 x 4	1	29	2	15 483
8519812000	Cassette recorder,with ampli/loudspeakeroperating only w/ ext. sr	150	8 080	323	57 089
8519813000	Compact disc player	3 487	57 368	25 340	644 226
8519814100	Transcribing machines for cinematographyor broadcasting	0	259	0	2 751
8519814900	Transcribing machines for other purposes	0	22 569	0	33 813
8519815000	Dictating machine not capable ofoperating w/o an ext. source of p	0	295	0	2 039
8519816100	Magnetic tape rcorder incorp sound reprofor cinematography or b	103	583	7 517	23 516
8519816900	Magnetic tape rcorder incorp sound reprofor other puprposes	0	1 577	0	5 750
8519817100	Oth sound reproducing app,casette type,for cinematography or br	0	2	0	89
8519817900	Oth sound reproducing app,casette type,for other puprposes	1 755	17 692	10 765	128 498
8519819100	Oth sound recorder suitable forcinematography or broadcasting	294	1 196	1 036	12 858
8519819900	Oth sound recorder suitable forother puprposes	4 836	36 292	69 062	427 658
8519891100	Cinematographic sound reproducersfor film of a width of less thar	0	2	0	338
8519892000	Record-players with/without loudspeakers	0	4 446	0	26 212

I.3. IMPOR MENURUT KOMODITI / IMPORT BY HS COMMODITY
***** DESEMBER/DECEMBER 2012 *****

HS	Uraian Komoditi Commodity Description	Berat Bersih / Net Weight (Kg)		Nilai / Value C.I.F (US\$)	
		Bulan ini Current Month	Kumulatif Cum.Jan. to date	Bulan ini Current Month	Kumulatif Cum.Jan. to date
8519899000	Cinematographic sound reproducers for other purposes	23 437	188 349	475 884	3 800 912
8521101000	Magnetic tape-type used in cinematography or TV broadcasting	10	1 050	500	31 903
8521109000	Magnetic tape-type used in other purpose	35	1 511	13 162	38 911
8521901100	Laser disc player used in cinematography or TV broadcasting	48	1 186	5 359	92 334
8521901900	Laser disc player used in other purpose	11 921	351 219	87 209	3 240 694
8521909100	Oth magnetic tape-type used in cinematography or TV broadcastin	8 352	129 059	194 197	2 313 376
8521909900	Oth magnetic tape-type used in other purposes	79 450	1 122 166	2 178 533	32 808 936
8522100000	Pick-up cartridges	84	48 787	7 506	1 539 089
8522902000	Printed circuit board assemblies for telephone answering machine	67	36 118	2 640	390 782
8522903000	PCB assemblies for cinematographic sound recorders or reproduce	20 173	310 972	735 359	10 646 711
8522904000	Audio/video tape decks and compact disc mechanisms	41 278	870 187	309 237	8 772 277
8522905000	Audio/video reproduction heads, magnetic type; magnetic erasing	1 229	23 325	51 599	930 708
8522909100	Oth parts & accessories of cinematographic sound recorders/repro	28 961	283 621	308 606	6 965 166
8522909200	Oth parts of telephone answering machine	10 536	13 106	11 053	25 774
8522909300	Oth parts & accessories for sound/audio recording/reproducing (ma	254 816	2 820 930	6 292 642	74 393 707
8522909900	Oth parts & accessories for other sound or audio recording/reprodu	245 761	5 764 098	8 277 469	82 851 121
8523211000	Magnetic media card, incorporating a magnetic stripe; unrecorded	4 034	76 310	48 753	1 726 983
8523219000	Magnetic media card, incorporating a magnetic stripe; recorded	352	10 590	104 386	656 420
8523291100	Magnetic computer tapes, width <= 4mm; unrecorded	1 284	3 675	4 324	17 069
8523291900	Other magnetic tapes, width <= 4mm; unrecorded	18	17 878	288	93 837
8523292100	Magnetic video tapes, width <= 4mm; recorded	5 870	142 853	13 076	249 251
8523292900	Magnetic tapes (oth than video tapes) width <= 4mm; recorded	3 287	3 371	5 385	21 318
8523293100	Magnetic computer tapes, 4mm < width <= 6,5mm; unrecorded	63	884	10 603	59 573
8523293300	Magnetic video tapes, 4mm < width <= 6,5mm; unrecorded	2 962	147 400	9 128	691 586
8523293900	Other magnetic tapes, 4mm < width <= 6,5mm; unrecorded	325	3 984	14 093	472 570
8523294100	Magnetic computer tapes, 4mm < width <= 6,5mm; recorded	380	380	24	24
8523294200	Magnetic tapes, 4mm < width <= 6,5mm; recorded, for cinematograp	1	64 212	6	4 925 233
8523294300	Oth magnetic video tapes, 4mm < width <= 6,5mm; recorded	0	901	0	177 643
8523294900	Oth magnetic computer tapes, 4mm < width <= 6,5mm; unrecorded	0	2 962	0	18 593
8523295100	Magnetic computer tapes, width > 6,5mm; unrecorded	49	797	5 032	83 809
8523295200	Magnetic video tapes, width > 6,5mm; unrecorded	234	31 017	734	211 296
8523295900	Oth magnetic tapes, width > 6,5mm; recorded	9 432	363 914	54 570	2 108 568
8523296100	Magnetic tapes width > 6,5mm; recorded for storage media	315	739	11 831	50 362
8523296200	Magnetic tapes width > 6,5mm; recorded for cinematography	0	267	0	10 021
8523296300	Oth magnetic video tapes, width > 6,5mm; recorded	0	313	0	15 225
8523296900	Oth magnetic tapes, width > 6,5mm; recorded, for other purposes	519	842	57 005	73 557
8523297100	Computer hard disc and diskette; unrecorded	7 639	114 715	54 724	787 522
8523297900	Other magnetic discs; unrecorded	61	1 470	817	23 584
8523298100	Magnetic disc for reproducing phenomena not sound/image for co	5 465	5 784	11 275	28 883
8523298200	Magnetic disc for reproducing phenomena not sound/image for ot	160	429	2 478	39 714
8523298300	Oth magnetic disc reproducing represent. by means of an auto. dat	1 232	14 731	12 367	233 083
8523299100	Magnetic media oth than disc for computer use; unrecorded	0	6 973	0	68 751
8523299200	Magnetic media oth than disc for oth than computer use; unrecord	0	7 407	0	205 695
8523299300	Magnetic media oth than disc for computer use; recorded	19	72 458	473	1 688 659
8523299400	Magnetic media oth than disc for oth than computer use; recorded	6	39	1 015	1 860
8523299500	Oth magnetic media reprod. sound/image proprietary format stor	0	3 365	0	52 016
8523299900	Other magnetic media (not disc)	28	120 453	393	2 189 337
8523411000	Optical media, unrecorded, for computer use	119 449	2 113 519	762 293	6 011 252
8523419000	Optical media, unrecorded, for other use	9	6 688	24	325 442
8523491100	Disc for laser reading systems for reproducing phenomena not sou	1	75	45	18 512
8523491200	Educational, technical, scientific, historical/cultural disc; sound only	125	962	694	29 680
8523491300	Other kind of disc; sound only	0	4 059	0	198 008
8523491400	Disc for laser reading system for repro. represent. of instruct, data, s	1 713	7 981	603 116	5 098 323
8523491910	Cinematographic film oth than newsreel, travelogues, and oth doc.	0	2	0	260
8523491990	Other cinematographic films; optical	21	1 700	3 724	44 164
8523499200	Oth disc for laser reading systems for reproducing sound only	0	1	0	24
8523499300	Oth disc for laser reading systems for reproducing others	5	168	3 768	196 158
8523499900	Oth disc for laser reading systems	663	8 429	173 447	1 072 755
8523511100	Solid-state non-volatile storage devices suitable for computer use; r	15 348	176 466	208 314	3 338 902
8523511900	Solid-state non-volatile storage devices for other use; unrecorded	4 973	35 567	349 312	2 523 547
8523512100	Solid-state non-volatile storage devices suitable for computer use; r	161	14 122	30 379	4 151 365
8523512900	Solid-state non-volatile storage devices for other use; recorded	207	474	198 135	312 283
8523513000	Solid-state non-volatile storage devices for repro. data, sound/imag	36	1 675	1 302	17 259 716
8523519090	Other cinematographic film; semiconductor	325	204 270	58 066	22 300 171
8523520000	"Smart cards"	49 820	1 064 177	4 045 163	70 104 180
8523591000	Proximity cards and tags; semiconductor	3 433	30 877	31 508	751 527
8523592100	Oth semiconductor media, unrecorded, suitable for computer use	310	5 277	3 893	44 349
8523592900	Oth semiconductor media, unrecorded, for other use	1 052	28 260	123 268	339 493
8523593000	Oth semiconductor media, recorded reproducing phenomena not s	32	115 435	2 478	732 739
8523594000	Oth semiconductor media, recorded reproducing others	0	2 779	0	65 644
8523599000	Other semiconductor media	412	1 552	6 120	67 753

I.3. IMPOR MENURUT KOMODITI / IMPORT BY HS COMMODITY
***** DESEMBER/DECEMBER 2012 *****

HS	Uraian Komoditi Commodity Description	Berat Bersih / Net Weight (Kg)		Nilai / Value C.I.F (US\$)	
		Bulan ini Current Month	Kumulatif Cum.Jan. to date	Bulan ini Current Month	Kumulatif Cum.Jan. to date
8523804000	Gramophone records;storage device	0	20	0	190
8523805100	Oth solid-state non-volatil storage dev.;unrecorded,for computer i	1 679	40 713	994 790	18 429 447
8523805900	Oth solid-state non-volatil storage dev.;unrecorded,for other use	37	38	2 164	3 138
8523809100	Oth solid-state non-volatil storage dev.;recorded,reprod. not soun	0	1 015	0	19 462
8523809200	Oth solid-state non-volatil storage dev.;recorded,reproducing othe	64	584 746	70	2 288 235
8523809900	Other solid-state non-volatilestorage device	1 501	5 361	13 525	114 782
8525500000	Transmission apparatus	381	17 476	37 169	1 191 004
8525600000	Transmission apparatus incorporatingreception apparatus	4 846	193 135	3 297 988	11 202 084
8525801000	Web cameras	80 883	857 372	756 730	8 211 799
8525803100	Video camera recorders,used inbroadcasting	2 464	31 753	233 031	1 474 987
8525803900	Video camera recorders,used inother purposes	28 993	206 795	1 096 127	12 325 173
8525804000	Television camera	12 843	145 671	455 756	4 358 563
8525805010	Pocket camera	29 599	267 873	4 546 459	23 729 626
8525805020	DSLR camera	3 334	52 482	502 520	8 859 311
8525805090	Other digital cameras	31 873	437 355	4 027 604	17 070 661
8526101000	Radar app.,ground based,use in civilaircraft,used solely on sea-goi	10 550	35 919	1 759 487	5 364 210
8526109000	Other radar apparatus	18 199	344 054	899 270	9 813 852
8526911000	Radio navigational aid app.,use in civilaircraft,used solely on sea-g	652	32 724	82 958	3 507 555
8526919000	Other radio navigational aid apparatus	1 140	93 368	293 781	13 636 718
8526920000	Radio remote control apparatus	3 822	209 847	125 181	3 017 297
8527120000	Pocket-size radio cassette-players	0	214	0	1 465
8527131000	Oth radio broadcast receiver combined w/sound recording/reproc	0	46 323	0	738 756
8527139000	Oth radio broadcast receiver combined w/sound recording/reproc	4 967	65 112	224 208	2 038 582
8527191100	Portable reception app capable of planmanage&monitor the elect	0	447	0	8 609
8527191900	Reception app capable of plan,manage&monitor electromag spect	22	4 498	526	66 825
8527199100	Oth reception app.:portable	4 178	61 205	11 250	201 273
8527199900	Oth reception app.:not portable	0	3 828	0	24 897
8527210000	Radio-broadcast receiver,use ext sourcepower combined with sou	42 363	833 143	2 207 315	42 781 612
8527290000	Radio-broadcast receiver,use ext sourcepower not combined with	28 002	370 300	1 096 868	14 241 191
8527911000	Oth radio-broadcast receiver,ext sourcepower combined w/ sounc	0	17 170	0	263 785
8527919000	Oth radio-broadcast receiver,ext sourcepower comb. w/ sound rec	45 504	677 574	534 707	7 015 851
8527921000	Oth radio-broadcast receiver,ext sourcepower combined w/ a cloc	392	53 849	14 144	385 995
8527929100	Oth radio-broadcast receiver;not portablecomb. w/ a clock,mains c	1 898	201 864	15 067	1 527 861
8527929900	Oth radio-broadcast receiver;not portablecomb. w/ a clock,operat	82	2 840	720	38 113
8527991000	Oth radio-broadcast receiver,ext sourcepower combined w/ other	11	866	1 688	48 285
8527999100	Oth radio-broadcast receiver;not portablecomb. w/ others,mains c	448	30 799	7 487	197 067
8527999900	Oth radio-broadcast receiver;not portablecomb. w/ others,operate	0	2 566	0	51 204
8528411000	Colors cathode-ray tube monitor,used inautomatic data processing;	18 221	299 533	153 575	1 857 543
8528412000	B/W cathode-ray tube monitor,used inautomatic data processing ;	0	51	0	5 174
8528491000	Oth color cathode-ray tube monitor,usedin automatic data proces	110	28 513	6 086	676 300
8528492000	Oth B/W cathode-ray tube monitor,usedin automatic data proces	6 924	7 671	34 692	155 712
8528511000	Projection type flat panel display unitused in automatic data proce	38 387	675 864	746 563	18 432 829
8528512000	Oth projection type flat panel displayunits, color	208 775	2 752 218	4 237 832	64 535 097
8528513000	Oth projection type flat panel displayunits, B/W	0	1 872	0	112 363
8528591000	Other monitor, colour	44 169	742 775	1 261 038	10 588 737
8528592000	Other monitor, B/W	656	7 769	14 738	362 549
8528611000	Projector,flat panel display type use inautomatic data processing s	2 167	108 726	305 634	6 854 138
8528619000	Oth projector,flat panel display type,used in automatic data proce	6 024	74 364	50 458	628 433
8528691000	Oth projector,have capability ofprojecting on a screen >=300 inch	0	940	0	29 046
8528699000	Oth projector,have capability ofprojecting on a screen <300 inches	7 299	217 991	381 316	11 997 226
8528711100	Set top box which have a communicationfunctions, mains operate	45	97 044	1 509	3 476 834
8528711900	Set top box which have a communicationfunctions, operated by oi	2 089	133 691	85 381	3 859 815
8528719100	Oth set top box, have a communicationfunctions, mains operated	0	889	0	66 802
8528719900	Oth set top box, have a communicationfunctions, operated by oth	0	15 314	0	126 675
8528721000	Oth reception app. for TV,colour,battery operated	313	9 602	1 542	214 580
8528729100	Cathode-ray tube type	37 550	75 959	85 295	463 053
8528729200	LCD,LED,and oth flat panel display type	551 094	7 153 049	13 410 809	175 601 903
8528729900	Oth reception app. for TV,colour,not battery operated	12 894	168 862	275 344	4 034 645
8528730000	Oth reception apparatus for TV, B/W	0	134	0	2 863
8529102100	Parabolic aerial reflector dishes for TVreception	631 396	10 580 703	3 332 073	41 140 359
8529102900	Oth parabolic aerial reflector dish forTV reception	33 705	2 005 656	89 846	3 982 649
8529103000	Telescopic, rabbit & dipole antennae forTV or radio receivers	100 327	1 150 846	642 496	7 455 171
8529104000	Aerial filters and separators	62 306	576 759	822 601	7 954 349
8529106000	Feed horns (wave guide)	82 592	1 197 630	305 375	3 612 332
8529109200	Oth aerials&aerials reflector,used withtransmission app. for radio-	163 049	1 309 014	264 908	4 935 638
8529109900	Oth aerials&aerials reflector,used withtransmission app. for oth pu	94 887	654 976	1 227 080	32 013 373
8529902000	Part of decoder for use w/ transmission,radar&reception app.,mo	29 729	749 750	265 443	10 957 863
8529904000	Part of digital/video camera,use withtrans.,radar&recept. app.,mo	7 042	218 474	343 875	8 586 474
8529905100	Oth printed circuit board; assembled,for transmission apparatus	2 175	14 140	93 492	807 233
8529905200	Oth printed circuit board; assembled,for radio-broadcast receiver	24 721	523 408	108 965	4 066 986
8529905300	Oth printed circuit board; assembled,for flat panel display monitor	240 196	1 790 512	7 025 835	50 124 209

I.3. IMPOR MENURUT KOMODITI / IMPORT BY HS COMMODITY
***** DESEMBER/DECEMBER 2012 *****

HS	Uraian Komoditi Commodity Description	Berat Bersih / Net Weight (Kg)		Nilai / Value C.I.F (US\$)	
		Bulan ini Current Month	Kumulatif Cum.Jan. to date	Bulan ini Current Month	Kumulatif Cum.Jan. to date
8529905400	Oth printed circuit board; assembled,for TV receivers	210 311	2 147 901	8 192 862	58 783 163
8529905500	Oth printed circuit board; assembled,for other monitor/projector	4 284	30 057	174 512	406 290
8529905900	Oth printed circuit board; assembled,for other goods	285 441	4 624 693	17 806 061	362 402 625
8529909100	Oth printed circuit board;not assembled,for television receivers	248 014	13 319 781	4 148 862	416 761 135
8529909400	Oth printed circuit board;not assembled,for flat panel display	895 922	15 075 757	27 580 830	415 104 856
8529909900	Oth printed circuit board;not assembled,for other goods	404 497	4 057 321	3 424 587	49 631 604
8530100000	Equipment for railways and tramways	0	129 884	0	1 258 035
8530800000	Equipment for roads,inland waterways,parking facility,port install.	8 261	132 657	429 783	2 633 768
8530900000	Part of equipment railways,tramways,road,waterway,parking facil	1 191	30 335	13 147	2 136 203
8531101000	Burglar alarms	5 992	149 005	46 453	1 018 936
8531102000	Fire alarms	4 493	359 326	258 833	5 430 401
8531103000	Smoke alarms;portable personal alarm(shrill alarm)	5 143	134 376	125 228	1 158 468
8531109000	Other alarms and similar apparatus	155 954	856 620	1 816 827	17 612 202
8531200000	Indicator panel incorporating LCD/LED	558 409	2 377 787	29 901 414	127 651 534
8531801100	Door bells and other door soundsignalling apparatus	26 355	111 350	51 524	716 522
8531801900	Other electronic bells and soundsignalling apparatus	19 627	179 131	819 847	8 495 236
8531802100	Vacuum flourescent display panels	1 384	12 723	59 935	797 784
8531802900	Oth flat panel displays (includingelectroluminescence,plasma,&otf	1 851	43 940	89 548	1 053 161
8531809000	Other electric sound/visual signallingapparatus	18 490	345 364	285 073	3 338 138
8531901000	Part of panel indicator,electric sound/visual signalling app,flat pan	5 453	184 945	208 345	10 236 314
8531902000	Part of door bell/other door soundsignalling apparatus	0	314	0	5 320
8531903000	Part of other bells/sound signallingapparatus	13	1 299	409	41 199
8531909000	Part of other electric sound or visualsignalling apparatus	18 285	424 735	481 216	10 850 256
8532100000	Fixed capacitor desgned for use in 50/60Hz circuit, reactive power	117 031	1 730 014	3 336 908	47 095 739
8532210000	Tantalum	2 380	51 876	232 273	3 288 004
8532220000	Aluminium electrolytic	137 860	2 287 454	4 316 802	66 646 702
8532230000	Ceramic dielectric,single layer	107 462	1 085 545	2 545 149	29 023 088
8532240000	Ceramic dielectric,multi layer	32 212	835 156	2 242 240	42 491 689
8532250000	Dielectric of paper or plastic	19 115	427 679	238 361	6 090 002
8532290000	Other fixed capasitor	198 385	2 883 420	5 871 280	83 296 564
8532300000	Variable/adjustable (pre-set) capacitors	54 778	537 889	1 606 957	13 493 609
8532900000	Parts of fixed electrical capasitor	251 501	3 295 538	6 966 211	139 034 129
8533101000	Fixed carbon resistors, composition/filmtype; surface mounted	12 480	417 926	1 048 090	25 150 813
8533109000	Fixed carbon resistors, composition/filmtype; not surface mounte	104 388	1 101 970	2 987 205	47 952 075
8533210000	Oth fixed resistors for a power handlingcapacity not exceeding 20	15 190	357 523	967 504	15 440 057
8533290000	Oth fixed resistors for a power handlingcapacity exceeding 20W	41 838	530 120	1 278 884	24 564 294
8533310000	Wirewound variable resistors, rheostats,for a power handling capa	293	19 334	8 297	145 194
8533390000	Wirewound variable resistors, rheostats,for a power handling capa	16 191	300 733	292 490	4 357 191
8533400000	Other variable resistors, includingrheostats and potentiometers	28 316	397 633	1 396 312	18 758 566
8533900000	Parts of fixed resistors	132 980	1 647 007	7 912 587	44 354 031
8534001000	Printed circuits, single-sided	59 670	810 074	2 021 932	26 054 497
8534002000	Printed circuits, double-sided	37 342	453 196	1 983 863	50 298 675
8534003000	Printed circuits, multi-layer	60 184	1 006 623	2 841 348	51 652 515
8534009000	Other printed circuits	491 535	6 759 931	19 510 233	299 055 335
8535100000	Fuses, for a voltage > 1000V	117 914	826 069	1 194 967	9 964 322
8535211000	Automatic circuit breakers for a voltage< 72,5 KV; moulded case ty	1 244	138 738	81 988	933 111
8535219000	Automatic circuit breakers for a voltage< 72,5 KV; other type	99 286	1 657 421	2 169 408	42 942 568
8535290000	Automatic circuit breakers for a voltage>= 72,5 KV	196 215	1 794 068	4 973 653	27 592 664
8535301100	Disconnecter having a voltage < 36 KV	1 421	81 249	63 437	1 583 156
8535301900	Disconnecter having a voltage >= 36 KV	134 032	786 066	1 904 070	12 914 573
8535302000	Isolating switch&make-and-break switchfor a voltage of >= 66 KV	455 866	960 524	1 227 674	4 583 252
8535309000	Isolating switch&make-and-break switchfor a voltage of < 66 KV	263 104	2 271 646	5 104 300	29 965 800
8535400000	Lightning arresters,voltage limiters andsurge suppressors	103 534	1 650 911	1 559 002	20 748 116
8535901000	Bushing and tap changer assemblies for electricity distrib/power tr	25 064	691 304	447 015	14 357 250
8535909000	Oth bushing and tap changer assembl. for electricity distrib/power	363 610	2 746 623	5 560 598	38 182 756
8536101100	Thermal fuses glass type for use inelectris fans	7 661	75 167	199 664	2 480 741
8536101200	Thermal fuses glass type for use inothers, for a current of less thar	2 013	38 419	33 865	703 806
8536101300	Fuse blocks,of a kind used for motorvehicles	6 706	67 261	261 101	2 074 050
8536101900	Oth thermal fuses glass type	18 271	534 328	283 334	7 687 468
8536109100	Oth fuses for use in electric fans	1 166	39 841	44 244	1 225 573
8536109200	Oth fuses for use in other,for a currentof less than 16 A	211	4 333	898	53 857
8536109300	Oth fuse blocks,of a kind used for motorvehicles	12 268	157 707	295 760	3 686 842
8536109900	Other fuses	43 448	1 159 631	1 495 924	17 531 133
8536201100	Automatic circuit breaker;moulded case,for a current of less than	3 687	20 820	316 711	2 221 300
8536201200	Automatic circuit breaker;moulded case,for a current >16A but <=	0	8 083	0	216 553
8536201300	Automatic circuit breaker;moulded case,for a current >32A but <=	0	3 092	0	50 501
8536201900	Automatic circuit breaker;moulded case,for a current >1000A	23 479	190 604	647 467	3 303 833
8536202000	Automatic circuit incorporated intoelectro-thermic domestic appli	6	4 933	1 080	138 486
8536209100	Automatic circuit incorporated into oth,a current < 16A	21	127 592	3 673	1 400 934
8536209900	Automatic circuit incorporated into oth,a current >= 16A	69 934	920 295	977 192	12 754 530
8536301000	Lightning arresters for protectingelectrical circuits	21 816	287 272	298 518	5 067 868

I.3. IMPOR MENURUT KOMODITI / IMPORT BY HS COMMODITY
***** DESEMBER/DECEMBER 2012 *****

HS	Uraian Komoditi Commodity Description	Berat Bersih / Net Weight (Kg)		Nilai / Value C.I.F (US\$)	
		Bulan ini Current Month	Kumulatif Cum.Jan. to date	Bulan ini Current Month	Kumulatif Cum.Jan. to date
8536302000	Electrical circuit protector used inradio equipment/electric fans	122	1 801	1 154	42 143
8536309000	Oth apparatus for protecting electricalcircuits	64 763	746 428	1 131 572	20 932 767
8536411000	Digital relays,voltage <= 60V	14 180	92 946	354 953	2 273 819
8536412000	Relays used in radio equipment,voltage <= 60V	0	2	0	308
8536413000	Relays used in electric fans,voltage <= 60V	259	496	798	1 247
8536414000	Oth relays,voltage <= 60V,a current <16A	766	11 630	6 804	146 149
8536419000	Relays used in other equipment,voltage <= 60V	94 930	1 149 596	2 861 632	33 075 218
8536491000	Digital relays,voltage > 60V	21 137	202 821	645 938	11 676 918
8536499000	Other relays,voltage > 60V	111 777	1 481 141	3 376 171	48 070 558
8536502000	Over-current and residual-currentautomatic switches	35 639	717 503	565 526	10 489 540
8536503200	High inrush switch used in electric fansor radio equipment	914	66 693	60 732	1 062 052
8536503300	High inrush switch,of a rated currentcarrying capacity < 16A	2 159	76 955	47 909	1 269 345
8536503900	Other high inrush switches	211 068	2 134 618	3 943 230	36 973 239
8536504000	Miniature switches for rice cookersor oven toasters	5	3 939	25	164 948
8536505100	Electronic AC switch,voltage<=1000V,for a current < 16A	9 680	262 235	159 624	3 495 563
8536505900	Electronic AC switch,voltage<=1000V,for a current >= 16A	20 554	525 214	660 295	13 122 024
8536506100	Make&break switch used in domesticelec. wiring,<=500V,for a cur	1 047	4 562	21 347	87 389
8536506900	Make&break switch used in domesticelec. wiring,<=500V,for a cur	5 114	71 661	213 714	3 391 094
8536509200	Oth make&break switch used in domesticelec. wiring,>500V,use ir	2 447	33 324	24 860	337 903
8536509500	Oth make&break switch,>500V,startersfor electric motors or fuse	14 125	84 544	442 420	2 389 421
8536509900	Oth make&break switch,>500V	306 551	4 205 430	7 503 504	103 794 322
8536611000	Lamp holder used for compact lamps orhalogen lamps	11 488	89 743	18 823	374 483
8536619100	Lamp holder used for oth lamps,a current< 16A	261	56 432	1 656	369 031
8536619900	Lamp holder used for oth lamps,a current>= 16A	78 379	2 019 233	210 121	4 445 694
8536691200	Telephone plugs for a current < 16A	7 097	886 982	94 975	3 057 087
8536691900	Telephone plugs for a current <=>= 16A	30 326	480 326	737 191	12 463 123
8536692200	Audio/video & cathode ray tube socketfor TV/radio receiver,a curr	17 873	19 923	42 854	117 026
8536692900	Audio/video & cathode ray tube socketfor TV/radio receiver,a curr	50 043	528 098	482 810	4 764 201
8536693200	Socket&plug for co-axial cable&printedcircuits,for a current < 16A	439	53 202	3 848	298 196
8536693900	Socket&plug for co-axial cable&printedcircuits,for a current >= 16A	50 134	453 434	600 170	5 939 978
8536699200	Oth socket&plug, for a current < 16A	15 816	280 207	135 873	1 797 433
8536699900	Oth socket&plug, for a current >= 16A	34 170	549 526	666 651	7 798 192
8536701000	Connector for optical fibres,opt. fibresbundles or cables;ceramics	1 196	10 349	41 413	455 504
8536702000	Connector for optical fibres,opt. fibresbundles or cables;copper	4 250	18 273	89 258	1 056 659
8536709000	Oth connector for optical fibres,opticalfibres bundles or cables	52 137	911 997	1 496 120	28 380 054
8536901200	Connection&contact elements for wires&cables;wafer probers;cur	40 771	210 502	853 478	2 474 018
8536901900	Connection&contact elements for wires&cables;wafer probers;cur	226 151	4 413 992	4 694 036	37 720 139
8536902200	Junction boxes,for a current < 16A	23	16 908	614	625 874
8536902900	Junction boxes,for a current >= 16A	214 246	3 592 239	5 063 057	67 468 249
8536903200	Cable connector,connector/adaptor forco-axial cable,commutator	37 170	376 639	477 896	7 517 268
8536903900	Cable connector,connector/adaptor forco-axial cable,commutator	535 752	8 024 879	14 937 403	244 552 990
8536909300	Telephone patch panels	225	124 213	18 969	1 098 745
8536909400	Oth cable connector,for a current < 16A	15 570	92 568	95 067	943 903
8536909900	Oth cable connector,for a current >= 16A	966 132	11 313 583	18 565 678	259 542 746
8537101100	Control panel use in distributed controlsystem;voltage<1000V	69 427	1 632 689	1 409 679	22 145 752
8537101200	Control panel fitted w/ a programmableprocessor;voltage<1000V	42 515	299 790	3 918 674	15 132 999
8537101300	Control panel for AC,refrig.,wash. mach.,vacuum cleaner,mixer,wa	4 012	23 475	40 980	456 460
8537101900	Other control panel	297 057	1 588 712	8 029 895	45 702 844
8537102000	Distribution board used w/ auto. dataprocess. mach.,telp sets,tran	52 831	299 248	712 041	6 375 745
8537103000	Programmable logic controllers for auto-mach for trans. for semic	119 726	1 042 708	962 048	9 055 359
8537109100	Switchboard used in radio equipmentor electric fans	69 804	1 038 760	1 434 969	14 065 767
8537109200	Switchboard use in distributed controlsystems	6 484	30 649	440 469	1 985 911
8537109900	Switchboard use for other prposes	617 209	4 444 522	15 549 976	84 738 183
8537201100	Switchboards incorp. elect instrum forbreak,connect/protect elect	77 998	904 109	2 247 966	14 499 942
8537201900	Switchboards incorp. elect instrum forbreak,connect/protect elect	827 273	3 602 662	16 262 084	83 125 548
8537202100	Control panels incorp. elect instrum forbreak,connect/protect elec	1 176	202 498	59 600	4 578 432
8537202900	Control panels incorp. elect instrum forbreak,connect/protect elec	52 112	1 684 403	1 045 802	34 318 609
8537209000	Oth board for elect. control for voltage> 1000 volt	1 325 763	8 645 675	41 027 493	184 719 801
8538101100	Parts of programmable logic controllers,<=1000V;for smiconducto	4 236	37 883	657 223	2 538 703
8538101200	Oth part of programable logic controllerused in radio equipment,<	0	861	0	28 947
8538101900	Oth part of programable logic controllerused in other equipment,	101 728	941 713	565 102	12 369 897
8538102100	Parts of programmable logic controllers,>1000V;for smiconductor	693	42 051	6 325	2 157 217
8538102200	Oth part of programable logic controllerused in radio equipment,>	52	761	2 031	13 397
8538102900	Oth part of programable logic controllerused in other equipment,	58 994	591 383	976 496	9 582 545
8538901100	Part incl. printed circuit assmbles of telp plug;connect&contact; <=	41 356	713 537	1 671 054	18 803 919
8538901200	Part of switch,socket&plug for coaxialcable,and oth apparatus, <=	48 451	994 209	967 243	18 742 532
8538901300	Part of distribution boards, <=1000V	156	12 660	384	98 790
8538901900	Oth part of electric switch,socket&plug,<= 1000V	200 966	1 634 370	2 674 013	34 344 822
8538902100	Part incl. printed circuit assmbles of telp plug;connect&contact; >1	1 319	1 134 609	25 317	675 518
8538902900	Oth part incl. printed circuit assmblesof telp plug;connect&contac	366 930	6 411 530	11 100 773	228 244 546
8539101000	Sealed beam lamp units formotor vehicles	57 714	885 955	418 542	7 151 657

I.3. IMPOR MENURUT KOMODITI / IMPORT BY HS COMMODITY
***** DESEMBER/DECEMBER 2012 *****

HS	Uraian Komoditi Commodity Description	Berat Bersih / Net Weight (Kg)		Nilai / Value C.I.F (US\$)	
		Bulan ini Current Month	Kumulatif Cum.Jan. to date	Bulan ini Current Month	Kumulatif Cum.Jan. to date
8539109000	Sealed beam lamp units for others	49 147	355 787	234 659	3 417 648
8539212000	Tungsten halogen used in medicalequipment	71	3 610	2 513	43 642
8539213000	Tungsten halogen used for motorvehicles	99 754	733 045	1 427 881	13 683 646
8539214000	Other reflector lamp bulbs of tungstenhalogen	4 344	34 828	60 488	570 121
8539219000	Other tungsten halogen	12 772	232 232	329 311	4 389 268
8539222000	Oth filament lamp,not tungsten halogen,pwer<=200W & >100V,fo	2	121	67	5 661
8539223000	Oth reflector lamp bulbs,not tungstenhalogen, power <=200W & v	1 758	56 007	37 805	828 424
8539229000	Oth filament lamp,not tungsten halogen,power<=200W & voltage:	96 956	876 833	473 315	5 075 888
8539291000	Other filament lamps, excl UV/infraredlamps,for medical equipme	202	14 633	13 257	1 898 133
8539292000	Other filament lamps, excl UV/infraredlamps,for motor vehicles	107 505	1 079 169	1 344 207	23 370 612
8539293000	Other reflector lamp bulbs,excl UV/infrared lamps,for oth purpose	13 583	206 383	66 186	1 949 962
8539294100	Flashlight bulb;miniature indictor bulb, rated <=2,25V, for medical	22	245	2 175	22 113
8539294900	Flashlight bulb;miniature indictor bulb, rated <=2,25V, for other pu	7 135	86 084	104 748	1 968 836
8539295000	Oth filament lamp excl UV/Infrared lamp, capacity >200W & <=300	20 351	52 001	68 998	278 941
8539296000	Oth filament lamp excl UV/Infrared lamp, capacity <=200W, voltaç	451	20 175	19 424	983 895
8539299000	Other filament lamps, excluding UV orinfra-red lamps	187 946	2 642 004	905 661	14 862 848
8539311000	Tubes for compact fluorescent lamps offluorecent, hot cathode, n	64 121	745 536	470 667	4 691 509
8539319010	Tube lamps of fluorecent, hot cathode,not UV lamps	16 065	1 000 036	187 270	5 926 932
8539319020	Compact fluorescent lamps of fluorecent, hot cathode, not UV lar	619 484	2 389 695	2 652 117	15 072 875
8539319090	Oth discharge lamps excl UV lamps offluorecent, hot cathode	728 736	13 333 379	15 608 042	197 967 428
8539320000	Mercury/sodium vapour lamps;metal halidelamps excl UV lamps	17 198	425 661	518 697	7 404 285
8539391000	Tubes for compact fluorescent lamps,coldcathode types, not UV la	45 029	489 133	90 962	1 296 101
8539393000	Discharge lamps other fluorescent lamp,cold cathode types, not U	13 100	19 208	27 505	177 461
8539399000	Other discharge lamps, other than UVlamps, cold cathode types	43 537	562 446	371 480	4 665 813
8539410000	Arc lamps	73	2 406	28 924	497 117
8539490000	Ultra-violet/infra-red lamps	65 318	599 324	2 795 813	19 617 468
8539901000	Aluminium end cap for fluoresc lamp;alum screw caps for incande:	125 309	2 290 504	422 651	8 934 719
8539902000	Parts of elect filament/discharge lampsof kind used for motor vehi	29 350	338 303	73 039	2 046 997
8539909000	Oth part of elect filament/dischargelamps; part of arc-lamps	365 143	4 999 398	3 187 608	48 497 873
8540110000	Color cathode-ray television picturetube incl video monitor cathod	2 425 836	30 454 706	5 004 134	63 619 484
8540120000	Monochrome cathode-ray TV picture tube,incl video monitor cath	3	401	1 030	1 450
8540200000	TV camera tubes; image converters andintensifiers; other photo-c:	291	2 371	1 247	13 215 714
8540401000	Data/graphic display tubes,color, used for articles of heading 85.2!	0	158	0	18 467
8540409000	Data/graphic display tubes,monochrome,used for articles of headi	770	4 097	91 555	152 288
8540600000	Other cathode-ray tubes	262	3 184	24 018	88 257
8540710000	Magnetrons	73	1 133	1 839	270 186
8540790000	Microvawe tubes, not magnetrons, exclgrid-controlled tubes	41	145	1 125	68 813
8540810000	Receiver/amplifier valves and tubes	622	20 956	44 408	944 222
8540890000	Other valves and tubes	2 757	57 980	123 807	727 705
8540910000	Parts of cathode-ray tubes	35 059	892 731	474 244	12 728 249
8540991000	Parts of microwave tubes	0	33 702	0	158 416
8540999000	Other parts of thermionic,cold cathodeor photo cathode valves an	1 806	23 580	57 369	1 025 788
8541100000	Diodes, other than photosensitive/lightemitting diodes	123 042	2 103 307	7 522 077	140 595 357
8541210000	Transistor oth than photosensitivewith a dissipation rate of <1 W	13 471	200 734	1 746 995	24 034 071
8541290000	Transistor oth than photosensitivewith a dissipation rate of >=1 W	106 102	2 264 607	7 465 614	94 186 777
8541300000	Thyristors,diacs and triacs, other thanphotosesintive devices	4 418	111 214	964 155	16 586 107
8541401000	Light emitting diodes	110 041	757 502	9 482 265	101 130 068
8541402100	Photovoltaic cells, not assembled	2 997	88 672	56 597	1 830 440
8541402200	Photovoltaic cells, assembled in modulesor made up into panels	22 585	278 298	168 193	2 396 212
8541402900	Oth photocells, including photodiodes &phototransistors	16 010	410 124	164 971	5 366 884
8541409000	Oth photosensitive semiconductor devices	136 600	960 588	3 601 575	41 995 027
8541500000	Other semiconductor devices	8 764	331 401	1 973 359	28 516 557
8541600000	Mounted piezo-electric crystals	12 447	231 844	788 565	17 340 911
8541900000	Parts of diodes,transistors & similar;photosensitives semiconduct	16 164	209 123	943 691	11 790 239
8542310000	Processor & controller of electronicsintegrated circuits	205 352	3 140 271	20 760 088	329 200 477
8542320000	Memories of electronic integratedcircuits	72 105	928 741	8 703 487	94 319 536
8542330000	Amplifiers of electronic integratedcircuits	18 534	217 253	439 719	6 994 299
8542390000	Other electronic integrated circuits	1 074 244	4 991 682	110 612 442	1 345 566 592
8542900000	Parts of electronic integrated circuits	69 680	1 502 424	4 331 638	65 185 871
8543100000	Particle accelerators	1 788	31 079	11 435	885 996
8543200000	Signal generators	10 535	51 326	458 958	3 436 835
8543302000	Wet processing equip. for the applic. by immersion of chemical/el	0	105 631	0	1 342 385
8543309000	Oth machine&apparatus for electroplating,electrolysis/electropho	292 607	5 644 906	3 719 019	107 641 715
8543701000	Electric fence energisers	6 044	187 019	17 218	2 527 340
8543702000	Remote control apparatus, other thanradio remote control appara	159 190	1 996 018	2 512 250	40 857 586
8543703000	Electrical machines with translation ordictionary functions	8 578	40 258	966 033	5 083 201
8543704000	Equip/machine for removal dust particle& curing material by UV li	18 310	82 381	200 063	2 603 046
8543705000	Integrated receiver/decoder (IRD) fordirect broadcast multimedia	141 863	3 586 539	1 307 224	25 445 390
8543709000	Oth electrical machines & apparatus,having individual fuctions	358 838	3 944 720	3 235 008	50 809 848
8543901000	Parts of particle accelerators orsignal generators	9	1 668	1 896	213 866
8543902000	Part of wet processing equip for applic.by immersion of chemical/i	14 438	173 503	24 315	847 698

I.3. IMPOR MENURUT KOMODITI / IMPORT BY HS COMMODITY
***** DESEMBER/DECEMBER 2012 *****

HS	Uraian Komoditi Commodity Description	Berat Bersih / Net Weight (Kg)		Nilai / Value C.I.F (US\$)	
		Bulan ini Current Month	Kumulatif Cum.Jan. to date	Bulan ini Current Month	Kumulatif Cum.Jan. to date
8543903000	Parts of electrical machines with translation or dictionary functions	0	68	0	234
8543904000	Part of equip/machine for removal dustparticle & curing material	0	1	0	73
8543905000	Part of Integrate receiver/decoder (IRD)for direct broadcast multir	16 010	185 837	37 195	448 408
8543909000	Parts of oth electrical machines and apparatus, having individual fu	93 182	2 271 104	2 758 306	70 489 341
8544111000	Winding wire of copper, w/ an outercoating of lacquer or enamel	314 974	3 541 481	3 017 794	41 077 696
8544112000	Winding wire of copper, w/ an outer coat/cover w/paper, textile m	88 731	735 781	724 072	9 221 977
8544119010	Winding wire of copper, laquer/enamelled & cover with paper, tex	18 689	423 994	125 628	4 054 187
8544119020	Winding wire of copper, rect cross-sect. and without connectors	128 089	1 774 884	1 292 824	13 010 538
8544119090	Other winding wire of copper	9 141	382 533	249 171	7 045 093
8544190010	Winding wire not of copper, laquered or enamelled	41 362	523 874	269 177	3 501 684
8544190020	Manganese resistance wire	29 015	740 058	180 670	3 995 132
8544190090	Winding wire not of copper, not lacquered/enamelled, not mangane	58 251	1 175 919	690 020	10 433 154
8544201100	Co-axial cable/elec;fitted w/ connector;<=66.000V;insulated w/ ru	78 582	704 822	327 320	4 300 098
8544201900	Co-axial cable/elec;fitted w/ connector;<=66.000V;insulate not w/	362 746	14 724 462	3 832 922	129 166 508
8544202100	Co-axial cable/elec;unfitted w/ conecotr;<=66.000V;insulated w/ ru	166 205	2 247 828	939 481	14 357 787
8544202900	Co-axial cable/elec;unfitted w/ conecotr;<=66.000V;insulate not w/	879 220	18 199 994	5 302 215	89 934 550
8544203100	Co-axial cable/elec;fitted w/ connector;>66.000V;insulated w/ rub	28 771	317 478	308 886	3 183 524
8544203900	Co-axial cable/elec;fitted w/ connector;>66.000V;insulate not w/ r	123 310	2 904 680	478 104	5 624 853
8544204100	Co-axial cable/elec;unfitted w/ conecotr;>66.000V;insulated w/ rub	29 766	207 613	324 000	1 695 495
8544204900	Co-axial cable/elec;unfitted w/ conecotr;>66.000V;insulate not w/ r	134 025	903 805	638 791	8 379 535
8544301200	Wiring harness for mtor vehicle;of head 87.02,87.03,87.04/84.11;i	209 162	1 849 830	3 611 449	35 177 601
8544301300	Wring harness for mtor vehicle;excl head 87.02,87.03,87.04/84.11;	13 525	1 998 830	312 992	3 922 533
8544301400	Wiring harness for mtor vehicle;of head 87.02,87.03,87.04/84.11;r	7 270	150 810	209 961	1 861 186
8544301900	Wring harness for mtor vehicle;excl head 87.02,87.03,87.04/84.11;	24 708	194 683	453 145	4 379 973
8544309100	Ignition wiring sets,not wiring set,used in vehicle,aircraft/ship;insul	31 416	295 781	633 159	7 414 108
8544309900	Ignition wiring sets,not wiring set,used in vehicle,aircraft/ship;no ir	287 137	4 771 983	3 484 508	52 951 424
8544421100	Telephone, telegraph, radio relay cables submarine, fitted w/ conner	6 829	31 841	15 743	242 713
8544421200	Telephone, telegraph, radio relay cable not submarine, fitted w/ co	1 153	9 938	22 859	274 023
8544421900	Oth elect conductor, fitted w/ connector; used for communication, i	175 892	1 446 363	3 153 094	24 779 958
8544422100	Telephone, telegraph, radio relay cables submarine, fitted w/ cnecto	139	71 468	374	528 383
8544422200	Telephon, tlegraph, radio relay cable; not submarine, fitted w/ cnecto	1 246	16 520	1 642	141 842
8544422900	Oth elect conductor, fitted w/ connector; used for communication, i	62 074	611 255	492 552	6 649 310
8544423200	Battery cable;<=1000V;insulate w/ rubber for vehicle head 87.02,8	3	1 333	73	23 514
8544423300	Battery cable;<=1000V;insulate w/ rubber ecl vehicle head 87.02,8	2 579	24 149	13 207	396 811
8544423400	Battery cable;<=1000V,insulate w/ rubber for vehicle head 87.02,8	0	5 735	0	115 156
8544423900	Battery cab;<=1000V;no insulate w/ rubber ecl vehicle head 87.02,8	123	11 855	5 318	161 417
8544429100	Electrical cables insulated w/ plastic diameter <=19,5 mm, use for t	147 250	3 604 946	3 664 209	52 065 146
8544429200	Electrical cables insulated w/ plastic diameter >19,5 mm, use for tel	56 267	892 726	460 016	13 655 752
8544429910	Car cigarettes lighters adapters	120	8 626	6 202	175 003
8544429990	Oth elect conductor, fitted w/ connector, used for telecommunicati	179 977	1 928 525	1 388 062	13 157 599
8544491100	Telephone, telegraph, radio relay cables submarine, not fitted w/ co	2 862	136 357	62 548	935 293
8544491200	Telephone, telegraph, radio relay cable not submarine, not fit w/ cr	0	3 184	0	32 025
8544491900	Oth elect conductor, not fit w/ cconnector; used for communication, v	151 970	4 262 843	1 600 075	16 804 470
8544492100	Shielded wire for mnfact. of auto-wiring harnesses, not for commur	537 338	17 243 848	5 869 929	86 581 108
8544492200	Electrical cables insulated w/ plastic diamtr <=19,5 mm, not use for	27 047	225 138	40 471	295 416
8544492300	Electrical cables insulated w/ plastic diamtr >19,5 mm, not use for te	6 453	90 389	29 375	480 772
8544492900	Oth electric conductors, not fitted w/ connector, not for telecommu	384 976	14 631 867	2 886 891	58 309 195
8544493100	Telephone, tlegraph, radio relay cable submarine, for communic, 80V	24	636	522	18 712
8544493200	Oth elect connector, fitted w/ connector for comm, insulate w/ plas	0	3 819	0	48 322
8544493900	Oth elect connector, fit w/ connector for comm, not insulate w/ pla	311 656	3 361 342	2 405 424	30 034 809
8544494100	Oth elect cconnector, fit w/ connector, >80V & <=1000V, not for com, ir	32 519	1 095 633	375 695	12 081 098
8544494900	Oth elect cconnector, fit w/ connector, >80V & <=1000V, no for com, ins	812 180	6 566 678	8 225 224	32 863 233
8544601100	Oth electric conductors, >1 kV & <=36kV, insulate plastic w/ core di	0	1 730 122	0	8 480 380
8544601900	Oth electric conductors, >1 kV & <=36kV, insulate plastic w/ core di	155 793	1 570 139	1 649 183	17 068 649
8544602100	Oth electric conductors, >36 kV & <=66kV, insulate plastic w/ core c	26 225	634 159	131 131	3 879 579
8544602900	Oth electric conductors, >1 kV & <=36kV, insulate plastic w/ core di	430 434	3 543 644	8 154 738	34 360 041
8544603000	Other electric conductors, for a voltage > 66 kV	291 880	655 669	4 115 541	8 024 733
8544701000	Optical fibre cable of teleph, telegraph, radio relay cables, submarin	112 413	1 113 568	1 709 926	9 024 960
8544709000	Other optical fibre cables	647 324	7 500 248	5 820 862	43 600 413
8545110000	Electroda of graphite, used for furnaces	1 020 892	10 962 912	3 885 571	41 642 306
8545190000	Electroda of graphite, used not for furnaces	8 721	636 483	120 001	9 062 366
8545200000	Carbon brushes of graphite/oth carbon, for electrical purposed	46 858	628 952	839 803	12 656 852
8545900000	Lamp carbon, battery carbon & oth article of graphite/oth carbon, w	161 156	2 404 444	2 021 243	20 286 698
8546100000	Electrical insulators of glass	300 545	2 693 660	751 971	7 704 942
8546201000	Transformer bushing & circuit breaker insulator, of ceramic	19 873	975 259	198 508	4 421 789
8546209000	Electrical insulators of any material other than glass & ceramics	1 835 250	14 313 769	2 370 268	18 354 244
8546900000	Oth elect insulators not of glass and of ceramics	227 025	3 807 943	1 687 220	19 084 775
8547100000	Insulating fitting for electrical mchine appl/equip; of ceramics	46 290	707 351	989 709	16 790 792
8547200000	Insulating fitting for electrical mchine appl/equip; of plastics	139 453	1 907 946	2 948 137	31 565 922
8547901000	Elect conduit tubing & joint therefor of base metal line w/ insula	21 870	1 332 262	181 274	4 397 679
8547909000	Oth insulating fittings for elect mach, appliances/equipment, being	125 045	4 043 966	814 178	26 957 021

I.3. IMPOR MENURUT KOMODITI / IMPORT BY HS COMMODITY
***** DESEMBER/DECEMBER 2012 *****

HS	Uraian Komoditi Commodity Description	Berat Bersih / Net Weight (Kg)		Nilai / Value C.I.F (US\$)	
		Bulan ini Current Month	Kumulatif Cum.Jan. to date	Bulan ini Current Month	Kumulatif Cum.Jan. to date
8548101200	Lead acid scrap storage batteries,drained/undrained,used in aircra	0	215	0	39 533
8548101900	Lead acid scrap storage batteries,drained/undrained,used for oth	0	16	0	13 885
8548102900	Other waste and scrap containing mainlyiron	7	19	7 367	7 629
8548103300	Waste & scrap contain mainly copper ofelectric accumulators,usec	0	251	0	2 076
8548109100	Waste & scrap of primary cells andprimary batteries,cont. oth mat	0	19	0	3 206
8548109200	Waste & scrap of electric accumulators,used in aircraft,cont. oth n	0	66	0	1 176
8548109900	Other waste & scrap containing othermaterials	82	498	6 802	127 590
8548901000	Image sensors contact type copmrising aphoto-conductive sensor	22 588	8 523 665	758 495	11 809 832
8548902000	Printed circuit assemblies incl suchassemblies for external connect	262	19 161	177 611	1 202 928
8548909000	Other waste & scrap of primary cells;primary batteries	78 736	2 178 010	1 753 156	39 643 663
8601100000	Rail locomotive powered from an externalsource of electricity	0	2 853 041	0	5 006 489
8601200000	Rail locomotives powered by electricaccumulators	20 200	33 379	268 090	4 680 501
8602100000	Diesel-electric locomotives	0	1 156	0	2 160 762
8602900000	Locomotive tenders	0	69 686	0	668 666
8603100000	Self-propelled railway/tramway coaches,van & truck power by ext	0	10 070 664	0	30 681 214
8603900000	Self-propelled railway/tramway coaches,van & truck power by int	0	37	0	967
8604000000	Railway/tramway maintenance/servicevehicles, whether/not self-	10 660	174 706	132 090	6 329 642
8606100000	Tank wagons and the like	0	9 270	0	92 011
8606920000	Oth rail/tramway good van&wagon,not self propelled,open,nonre	0	8 203	0	8 400
8606990000	Oth rail/tramway good van&wagon,not self propelled,open,nonre	4 538	16 559	14 400	91 670
8607110000	Driving bogies and bissel-bogies	143 044	436 381	4 128 847	5 155 929
8607120000	Other bogies and bissel-bogies	0	3 401	0	94 178
8607190000	Axles & wheels, and parts thereof	48 611	7 888 470	133 651	31 599 265
8607210000	Air brakes and parts thereof	6 400	88 347	188 714	2 436 414
8607290000	Brakes and parts thereof other than airbrakes	1 098	283 200	51 087	1 848 972
8607300000	Hooks & oth coupling devices, buffers,and parts thereof	1 022	541 261	5 691	2 571 547
8607910000	Other parts of locomotives	289	55 307	52 726	1 372 988
8607990000	Other part of trolling stock	3 211	2 420 648	204 432	7 623 527
8608002000	Electromechanic equip of railway/tramway track fixtures,fitting, m	27 011	95 655	2 154 969	7 300 659
8608009000	Non-electromech equip of railway/tramway track fixtures,fitting, n	173 473	1 306 369	1 632 381	7 935 193
8609000010	Containers of metal,design & equip forcarriage by one/more mod	43 119	1 574 140	501 245	10 209 729
8609000020	Containers of wood, design & equip forcarriage by one/more mod	60	548	293	1 187
8609000090	Container of oth material,design&equip for carriage by one/more	173 376	733 183	1 009 830	4 757 458
8701101100	Pedestrian controlled tractors,power <=22.5 kW, for agricultural u	37 120	143 640	74 240	579 541
8701101900	Pedestrian controlled tractors,power <=22.5 kw oth than for agric	0	111 278	0	444 612
8701109100	Pedestrian controlled tractors, power >22.5 kw for agricultural use	0	11 162	0	24 366
8701109900	Pedestrian controlled tractors, power >22.5 kw oth than for agricu	0	8 110	0	58 123
8701201000	Road tractors for semi-trailers, ckd	22 926	22 926	71 495	71 495
8701209000	Road tractors for semi-trailers, not ckd	1 379 397	17 253 422	7 008 186	92 167 231
8701300000	Track-laying tractors	4 297	380 340	288 974	2 698 456
8701901000	Agriculture tractors	334 760	7 570 584	2 364 431	54 907 153
8701909000	Other tractors (other than tractors ofheading 87.09)	1 910 776	2 689 893	717 505	6 278 025
8702101000	Motor cars incl stretch limousine,fortransport >=10 p, ckd,diesel	0	123 400	0	9 640 152
8702104910	Motor coach,bus/minibus,for >=10 p,g.v.w. < 6 t,ckd,diesel	0	1 857	0	26 201
8702104920	Motor coach,bus/minibus,for >=10 p,g.v.w. > 18 t but <=24 t,ckd,d	46 085	171 037	415 470	1 462 695
8702105000	Oth motor vehicles for the transport >=10 p,ckd,diesel or semi-die	2 500	129 646	54 000	883 008
8702106000	Motor cars incl stretch limousine,fortransport >=10 p, not ckd,dies	0	15 832	0	171 772
8702108100	Oth motor coach,bus/minibus,for >=10 p,g.v.w. >= 6 t but <=18 t,n	0	27 035	0	238 066
8702108910	Oth motor coach,bus/minibus,for >=10 p,g.v.w. < 6 t, not ckd, dies	447 343	3 013 419	5 730 955	33 898 952
8702108920	Oth motor coach,bus/minibus,for >=10 p,g.v.w. >=18 t & <24t, not	0	49 200	0	562 400
8702108930	Oth motor coach,bus/minibus,for >=10 p,g.v.w. >= 24 t, not ckd, d	0	307 500	0	2 740 369
8702109000	Oth motor vehicles for the transport >=10 p;not ckd, diesel	14 211	186 884	254 071	3 567 236
8702901920	Oth motor vehicles, non diesel,>= 10 p,ckd, g.v.w. > 24 t	0	28 000	0	235 000
8702909420	Motor vehicle,non diesel,transport>=30p,not ckd,g.v.w. >24 t,not	0	616 000	0	5 170 000
8702909510	Oth motor coach,bus/minibus,non diesel,transport >10 p, not ckd,	0	6 150	0	170 488
8702909520	Oth motor coach,bus/minibus,non diesel,transport >10 p, not ckd,	0	2	0	665
8702909910	Oth motor vehicle,non diesel,transport>= 10 p, not ckd, g.v.w. <=2	0	2 030	0	22 300
8702909920	Oth motor vehicle,non diesel,transport>= 10 p, not ckd, g.v.w. >24	0	2 018	0	34 517
8703101000	Golf cars, including golf buggies	6 018	268 848	13 766	426 906
8703109000	Vehicle specially design for travel onsnow oth than golf cars	0	136 852	0	1 804 768
8703211000	Go-karts,cylinder capacity <= 1000 cc,internal combust recipro pis	0	2 713	0	15 920
8703212200	Motor cars excl vans, <= 1,000 cc, ckd,4 WD,intrn combust recipro	1 140	1 140	92 585	92 585
8703212300	Motor car excl vans,<= 1,000 cc,ckd,not4 WD,intrn combust recipr	0	7 078	0	81 715
8703212910	Sedan/station wagon,<=1,000 cc,not ckd,not 4WD,intern combust	0	835	0	11 317
8703212990	Oth motor car,<= 1,000 cc,not ckd,not4 WD, intern combust recipr	0	2 863 347	0	20 541 812
8703213100	Other vehicles,<=1,000 cc, ckd, 4 WD,internal combust recipro pis	0	17	0	697
8703213900	Oth vehicles,<=1,000 cc, ckd, not 4 WD,drive,intern combust recipr	8 487	62 281	30 745	294 329
8703219900	Oth vehicle,<=1,000 cc,not ckd,internalcombust recipro piston eng	10 000	18 512	19 845	39 587
8703221110	Sedan/station wagons, 1000-1500 cc,ckdinternal combust recipro	59 990	518 067	216 480	1 725 484
8703221190	Oth motor car,no sedan,1000-1500 cc,ckdinternal combust recipr	0	9 849 962	0	104 094 956
8703221910	Sedan/station wagon,1000-1500cc,not ckd internal combust recipr	943 153	20 876 748	8 838 576	204 382 950

I.3. IMPOR MENURUT KOMODITI / IMPORT BY HS COMMODITY
***** DESEMBER/DECEMBER 2012 *****

HS	Uraian Komoditi Commodity Description	Berat Bersih / Net Weight (Kg)		Nilai / Value C.I.F (US\$)	
		Bulan ini Current Month	Kumulatif Cum.Jan. to date	Bulan ini Current Month	Kumulatif Cum.Jan. to date
8703221990	Oth motor car,no sedan,1000-1500 cc,notckd,intern combust recip	3 839 812	64 932 561	40 998 762	679 871 081
8703222100	Other vehicles,1000-1500 cc,ckd,4 WD,internal combust recipro pi	0	3	0	8
8703222900	Oth vehicle,1000-1500 cc,ckd,not 4 WD,internal combust recipro p	0	4 842	0	126 009
8703229900	Other vehicles, 1000-1500 cc, not ckd,internal combust recipro pis	171 400	4 297 875	2 004 434	49 131 378
8703231000	Ambulance,1500-3000cc,internal combust,reciprocating piston en	0	10 885	0	272 416
8703232900	Hearses,1500-3000 cc,not ckd, internalcombust reciprocating pistc	0	3 280	0	154 556
8703235110	Sedan/station wagons,1500-1800 cc,ckd,internal combust recipro	0	45 675	0	863 476
8703235190	Oth mtor car excl van,no sedan,ckd,1500-1800cc,intern combust r	0	34 573	0	525 165
8703235210	Sedan/station wagons, 1800-2000 cc, ckdinternal combust recipro	52 507	60 997	783 189	3 323 818
8703235290	Oth mtor car excl van,no sedan,ckd,1800-2000cc,intern combust r	1 277 755	13 518 134	16 185 919	165 168 175
8703235310	Sedan/station wagons,2000-2500 cc,ckd,internal combust recipro	0	14 682	0	274 973
8703235390	Oth mtor car excl van,no sedan,ckd,2000-2500cc,intern combust r	237 778	1 158 312	1 497 383	6 899 162
8703235410	Sedan/station wagons,2500-3000 cc,ckd,internal combust recipro	0	5 035	0	131 230
8703235490	Oth mtor car excl van,no sedan,ckd,2500-3000cc,intern combust r	0	24 062	0	135 363
8703236110	Sedan/station wagon,1500-1800cc,not ckd,internal combust recip	138 043	6 361 912	1 953 276	87 671 220
8703236191	Oth motor car excl van,1500-1800cc,notckd,2 WD,intern combust	30 609	7 121 359	512 550	69 333 685
8703236192	Oth motor car excl van,1500-1800cc,notckd,4 WD,intern combust	0	34 176	0	493 238
8703236210	Sedan/station wagon,1800-2000cc,not ckd, internal combust recip	378 316	1 913 334	5 364 608	27 277 107
8703236291	Oth motor car excl van,1800-2000cc,notckd,2 WD,intern combust	353 814	3 660 751	4 827 400	48 710 599
8703236292	Oth motor car excl van,1500-1800cc,notckd,4 WD,intern combust	246 162	2 172 474	2 498 901	28 189 621
8703236310	Sedan/station wagon,2000-2500cc,not ckd,internal combust recip	313 942	7 458 629	5 554 587	125 743 198
8703236391	Oth motor car excl van,2000-2500cc,notckd,2 WD,intern combust	837 004	21 012 793	9 361 033	307 652 079
8703236392	Oth motor car excl van,2000-2500cc,notckd,4 WD,intern combust	54 899	451 130	397 833	4 523 845
8703236410	Sedan/station wagon,2500-3000cc,not ckd,internal combust recip	17 420	751 953	373 359	15 091 798
8703236491	Oth motor car excl van,2500-3000cc,notckd,2 WD,intern combust	13 210	2 484 998	242 273	38 413 137
8703236492	Oth motor car excl van,2500-3000cc,notckd,4 WD,intern combust	49 852	1 052 755	1 258 992	19 140 047
8703239210	Oth vehicle,1800-2000cc,not ckd,2 WD,internal combust recipro p	0	162 467	0	1 826 531
8703239390	Oth vehicle,2000-2500cc,not ckd,4 WD,internal combust recipro p	0	49 870	0	676 699
8703239410	Oth vehicle,2500-3000cc,not ckd,2 WD,internal combust recipro p	0	14 767	0	258 319
8703239490	Oth vehicle,2500-3000cc,not ckd,4 WD,internal combust recipro p	0	140 902	0	2 663 998
8703241000	Ambulances,> 3000 cc,internal combustrecipro piston engine	0	3 045	0	140
8703244190	Oth motor car,no sedan,>3000cc,ckd,4 WD, internal combust recip	0	17 044	0	523 709
8703245110	Sedan/station wagon,>3000 cc,4 WD,notckd,internal combust reci	2 320	464 623	113 622	22 391 107
8703245190	Oth motor car,no sedan,>3000cc,not ckd,4 WD,internal combust r	195 903	4 170 115	2 482 448	65 214 520
8703245910	Sedan/station wagon,>3000 cc,not 4 WD,not ckd,intern combust r	19 301	1 234 965	1 109 446	43 028 866
8703245990	Oth mtor car,no sedan,> 3000cc,not ckd,not 4 WD,intern combust	34 945	1 217 848	975 556	23 267 038
8703311110	Sedan/station wagon,<=1500 cc,ckd,4 WD,diesel	0	2 148	0	9 886
8703312000	Other motor cars excl van, <= 1500 cc,not ckd,diesel	5 178	6 740	41 016	48 724
8703314000	Ambulances,<=1500 cc,diesel/semi-diesel	5 786	5 786	2 734	2 734
8703319900	Other vehicles,<=1500 cc,not ckd,diesel,not 4 WD	0	3 439	0	21 891
8703324990	Oth motor cars,no sedan, 2000-2500 cc,not ckd,diesel	0	2 772 746	0	19 999 960
8703325200	Motor car excl van,1500-2000cc,not ckd,4 WD,diesel	0	53 240	0	950 553
8703325300	Motor car excl van,1500-2000cc,not ckd,not 4 WD,diesel	408 435	4 263 995	4 438 666	47 660 613
8703325400	Motor cars excl van, 1500-2500 cc,notckd,4 WD,diesel	121 620	4 501 409	1 333 028	54 584 826
8703325900	Motor car excl van,1500-2500cc,not ckd,not 4 WD,diesel	1 510 408	29 982 565	18 706 049	375 837 235
8703326000	Homes-cars, 1500-2500 cc,diesel	0	7 000	0	63 300
8703329200	Oth vehicle,1500-2000 cc,not ckd,diesel,4 WD	0	20 057	0	236 315
8703329300	Oth vehicle,1500-2000 cc,not ckd,diesel,oth than 4 WD	0	32 963	0	485 357
8703329400	Oth vehicle,1500-2500 cc,not ckd,diesel,4 WD	0	11 680	0	108 400
8703329900	Oth vehicle,1500-2500 cc,not ckd,diesel,oth than 4 WD	0	290 322	0	3 293 442
8703331000	Ambulances, 2500-3000 cc, diesel	0	5 700	0	2 052
8703334390	Other motor cars excl van,2500-3000 cc,ckd, no sedan, 4 WD, dies	0	4 232	0	108 028
8703334990	Other motor cars excl van,> 3000cc,ckd,no sedan, oth than 4 WD,	0	2 510	0	97 000
8703335300	Other motor cars, 2500-3000 cc, not ckd, 4WD, diesel	6 009	182 005	64 916	2 671 794
8703335400	Other motor cars, 2500-3000 cc, not ckd, oth than 4 WD,diesel	2 035	133 974	20 784	2 203 810
8703335500	Other motor cars, > 3000 cc, not ckd,4 WD, diesel	9 864	2 630 748	104 082	45 470 138
8703335900	Other motor cars, > 3000 cc,not ckd,oththan 4 WD, diesel	0	15 278	0	991 361
8703339100	Other vehicles, > 2500 cc,not ckd,4 WD,diesel	0	9 500	0	3 420
8703339900	Other vehicles, > 2500 cc, not ckd,oththan 4 WD, diesel	0	255 425	0	427 683
8703901300	Oth electrically-powered vehicles,fortransport of persons, CKD	0	2 400	0	54 800
8703901900	Oth electrically-powered vehicles,fortransport of persons, not CKC	1 944	39 991	58 290	398 019
8704101300	Damper,designed for-off highway,CKD,g.v.w. <= 5 t	6	281 175	478	3 103 753
8704101400	Damper,designed for-off highway,CKD,g.v.w. < 5 t but >= 10 t	0	857	0	493
8704101500	Damper,designed for-off highway,CKD,g.v.w. < 10 t but >= 20 t	7 550	7 550	23 200	23 200
8704101700	Damper,designed for-off highway,CKD,g.v.w. < 24 t but >= 45 t	26	1 288 524	1 495	8 256 198
8704101800	Damper,designed for-off highway,CKD,g.v.w. > 45 t	0	17 309 881	0	261 117 451
8704102300	Damper,designed for-off highway,not CKD, g.v.w. <= 5 t	1 760	448 276	4 600	7 477 829
8704102400	Damper,designed for-off highway,not CKD, g.v.w. < 5 t but >= 10 t	0	48 103	0	731 180
8704102500	Damper,designed for-off highway,not CKD, g.v.w. < 10 t but >= 20	2 893	2 893	1 367	1 367
8704102700	Damper,designed for-off highway,not CKD, g.v.w. < 24 t but >= 45	909 720	36 913 717	10 778 867	368 898 136
8704102800	Damper,designed for-off highway,not CKD, g.v.w. > 45 t	441 114	59 566 805	6 023 397	764 376 016

I.3. IMPOR MENURUT KOMODITI / IMPORT BY HS COMMODITY
 *** DESEMBER/DECEMBER 2012 ***

HS	Uraian Komoditi Commodity Description	Berat Bersih / Net Weight (Kg)		Nilai / Value C.I.F (US\$)	
		Bulan ini Current Month	Kumulatif Cum.Jan. to date	Bulan ini Current Month	Kumulatif Cum.Jan. to date
8704211100	Refrigerated lorries(truck),g.v.w.<=5 t, ckd,diesel	0	371	0	17 102
8704211900	Oth motor vehicles,for transport goods, g.v.w. <= 5 t,ckd, diesel	4 528	91 008	23 074	973 190
8704212900	Oth motor vehicles,for transport goods,g.v.w. <= 5 t, not ckd, dies	3 830 114	50 205 111	34 228 677	467 715 329
8704221100	Refrigerated lorries (truck),g.v.w. <5t but <= 6 t,ckd, diesel	0	171 932	0	4 048 074
8704221900	Oth motor vehicles,for transport goods,g.v.w. <5 t but >= 6 t, ckd,	1 184 550	6 915 639	29 076 054	162 504 147
8704222900	Oth motor vehicles,for transport goods,g.v.w. 5-6 t, not ckd, diese	0	4 050	0	31 690
8704223900	Oth motor vehicles,for transport goods, g.v.w. 6-20 t,ckd, diesel	573 371	5 855 939	5 302 959	52 730 838
8704224300	Tanker vehicles;bulk cement truck,g.v.w. 6-20 t, not ckd, diesel	0	45 046	0	185 308
8704225100	Oth motor vehicles,for transport goods,g.v.w. 6-10 t, not ckd, dies	0	29 215	0	531 109
8704225900	Other vehicles for the transport ofgoods,10-20 t, not ckd, diesel	0	212 616	0	3 927 456
8704231100	Refrigerated lorries (trucks), 20-24 t,ckd, diesel	0	5 500	0	1 980
8704232300	Tanker vehicles; bulk-cement lorries,20-24 t, not ckd, diesel	0	22 315	0	26 000
8704232900	Other lorries (trucks), 20-24 t,not ckd, diesel	8 990	121 016	102 037	964 145
8704235900	Other lorries (trucks), 25-45 t,ckd, diesel	1 146 355	10 788 201	10 593 898	103 197 334
8704236100	Refrigerated lorries (trucks), 25-45 t,not ckd, diesel	54 236	378 070	84 863	617 362
8704236300	Tanker vehicles; bulk-cement lorries,25-45 t, not ckd, diesel	90 718	697 875	151 348	3 669 573
8704236400	Armoured cargo vhcls for transportvalubles, 24-45 t, not ckd,dies	0	8 000	0	8 241
8704236500	Hooklift lorries (trucks), 25-45 t,not ckd, diesel	0	64 588	0	95 928
8704236600	Dumpers, 24-45 t, not ckd,diesel	462 679	3 092 672	1 759 480	10 732 971
8704236900	Other lorries (trucks), 25-45 t,not ckd, diesel	2 496 201	45 064 519	12 854 580	322 177 072
8704237900	Other lorries (trucks), g.v.w > 45 t, ckd, diesel	0	559 510	0	5 468 762
8704238200	Refuse collection vhcls having a refusecompres device,> 45 t, not c	0	18 303	0	350 269
8704238300	Tanker vehicles; bulk-cement lorries(trucks) ,g.v.w > 45 t, not ckd,c	0	56 000	0	155 921
8704238400	Armoured cargo vehicles for transportingvalubles,g.v.w > 45 t, n	0	309 252	0	859 247
8704238600	Dumpers, g.v.w.> 45 t, not ckd, diesel	0	382 283	0	1 234 453
8704238900	Other lorries (trucks), > 45 t, not ckd, diesel	28 929	4 582 900	292 198	34 675 599
8704311900	Other lorries (trucks) , <= 5 t, ckd,internal combustion piston engi	0	1 500	0	15 752
8704312900	Other lorries (trucks) , <= 5 t, not ckd,internal combustion piston er	502 172	6 026 265	3 394 164	42 648 979
8704328300	Tanker vhcls;bulk-cement lorries, 24-45t,not ckd,internal combust	64 680	217 350	224 500	1 044 370
8704328600	Dumpers, g.v.w. 24-45 t, not ckd,internal combustion piston engine	60 500	190 830	210 000	630 000
8704328900	Other lorries (trucks), g.v,w, 24-45 t,not ckd,internal combust pist	0	235 066	0	3 508 974
8704329400	Refuse collect vhcl,with compress device> 45 t,not ckd,int combus	0	55 574	0	1 063 502
8704329900	Other lorries (trucks), > 45 t, not ckd,internal combustion piston er	0	349	0	5 864
8704901000	Motor vehicles for the transport ofgoods, ckd	0	9 152	0	311 206
8704909900	Motor vehicles for the transportof goods, >45 t, not ckd	0	1 119	0	61 601
8705100000	Crane lorries	368 709	3 401 845	1 730 186	15 680 785
8705200000	Mobile drilling derricks	68 700	316 585	225 000	1 421 201
8705300000	Fire fighting vehicles	7 140	610 927	2 800	14 705 450
8705400000	Concrete-mixer lorries	815 359	9 033 917	2 582 323	33 860 306
8705905000	Street clean vhcl, cesspool emptiermobile clinic;spray lorries of all	1 666	113 666	30 675	1 651 768
8705909000	Other special purpose motor vehicles	1 174 062	6 812 052	7 354 678	47 674 489
8706001920	Chasis fitted w/ engines of road tractorfor semi-trailers,track-layin	0	336	0	399
8706001930	Oth chasis fitted with engines for othertractors	0	2 071	0	5 062
8706002910	Chasis fitted with engines for vehicles< 10 person, for cars <=24 t	0	852 400	0	1 634 960
8706002920	Chasis fitted with engines for vehicles< 10 person, for cars > 24	0	19 380	0	579 111
8706004020	Chasis fitted with engines for vehiclestransport of goods, g,v,w > 2	0	53 233	0	160 978
8706005000	Chasis fitted with engines for specialpurposes motor vehicles	0	95	0	825
8707101000	Bodies for the vehicles transport ofpersons; go-karts;golf cars;golf	0	2 322	0	7 681
8707109000	Other bodies for the vehiclestransport of persons	319 336	3 765 901	1 905 753	25 993 822
8707901010	Bodies for road tractors semi-trailersor track-laying tractors	2 950	15 794	31 000	73 856
8707901020	Bodies for other tractor	240	48 022	2 962	109 330
8707902920	Bodies for vehicles transport;< 10 persons, for cars >24 t	0	23 409	0	4 062 664
8707903000	Bodies for special purpose motorvehicles	0	71 692	0	1 879 423
8707909010	Bodies for dumpers off highway use,not ckd, g,v,w > 45 t	304 504	1 298 648	2 643 073	13 360 794
8707909020	Other Bodies for the vehiclesof g.v.w .<= 24 t	489	23 291	1 118	18 681
8707909030	Other Bodies for the vehiclesof g.v.w .> 24 t	0	238 388	0	1 178 020
8708101000	Bumper and parts for tractors	1 554	59 388	7 457	454 535
8708109000	Bumper and parts for other tractors	320 398	6 285 251	3 349 726	41 701 073
8708210000	Safety seat belt for parts andaccessories	200 163	2 141 507	1 997 571	22 155 558
8708291100	Component of door trim assembly fortractors	952	26 971	27 273	644 392
8708291200	Component of door trimassembly fortransport of persons	268 390	2 287 162	3 780 690	34 325 873
8708291400	Component of door trim assembly fortransport>= 10 persons or tansj	48 370	1 084 600	420 693	4 804 629
8708291900	Component of door trim assembly forspecial purpose motor vehic	149 256	1 357 018	1 531 525	17 195 344
8708292000	Parts of safety seat belts	173 859	2 330 441	1 670 160	22 107 514
8708299200	Oth parts, access for vehicles oftractors	4 302	18 440	63 180	274 078
8708299300	Interior trim fitting; mudguards fortransport of persons	904 069	10 016 610	7 731 840	93 567 103
8708299400	Hood rods for vehiclestransport of persons	175	2 713	3 047	41 373
8708299500	Oth parts and accessoriesfor transport of person	1 033 915	10 842 993	11 603 202	120 036 608
8708299600	Interior trim fitting; mudguards fortransport>= 10 persons or tanspor	26 638	318 615	448 380	5 111 656
8708299700	Hood rods for transport>= 10 persons or transport of goods	0	80	0	401
8708299800	Oth parts, access for transport>= 10 persons or transport of goods	128 607	1 114 106	827 179	7 662 612

I.3. IMPOR MENURUT KOMODITI / IMPORT BY HS COMMODITY
***** DESEMBER/DECEMBER 2012 *****

HS	Uraian Komoditi Commodity Description	Berat Bersih / Net Weight (Kg)		Nilai / Value C.I.F (US\$)	
		Bulan ini Current Month	Kumulatif Cum.Jan. to date	Bulan ini Current Month	Kumulatif Cum.Jan. to date
8708299900	Other parts and access, Of motorvehicles of heading 8701-8705	735 115	9 738 741	8 790 972	105 376 783
8708301000	Brakes,servo-brakes; parts thereof fortractors	20 246	434 857	316 053	4 681 270
8708302100	Brake drums, brake disc or brake pipes for transport of persons	33 123	490 804	563 674	9 169 474
8708302900	Oth brake drums, brake disc or brakepipes for transport of person	347 932	3 426 166	4 387 333	54 846 670
8708303000	Brake drums, brake disc or brake pipesof >= 10 persons/ tansport	19 658	253 485	348 984	4 168 846
8708309000	Oth brakes,servo-brakes; parts thereoffor transport of persons	498 067	5 825 231	5 231 343	71 216 697
8708401100	Gear boxes, unassembled fortransport of persons	25 835	932 968	244 025	9 410 663
8708401300	Gear boxes, unassembled for special purpose vehicles or tansport	1 846	16 277	58 571	359 462
8708401400	Gear boxes, unassembled for vehiclestractors	235	1 084	2 332	21 545
8708401900	Gear boxes, unassembled fortransport vehicles , >= 10 person	502 457	5 367 001	5 562 483	77 025 227
8708402500	Gear boxes, assembled fortractors	6	14 434	388	156 664
8708402600	Gear boxes, assembled fortransport of persons	732 285	11 471 098	15 614 187	238 966 383
8708402710	Gear boxes, assembled; dumpers not ckd>= 1.2 t for goods/specia	1 358	46 654	8 105	674 204
8708402790	Gear boxes, assembled; dumpers not ckd< 1.2 t for goods/special	9 073	275 385	246 241	12 235 963
8708402900	Gear boxes, assembled fortransport vehicles , >= 10 person	346 963	1 982 481	5 305 553	33 513 147
8708409100	Parts of gear boxes and parts thereoftractors	440	22 256	5 896	280 965
8708409200	Parts of gear boxes and parts thereoftransport of persons	482 773	954 242	10 133 354	19 446 016
8708409900	Oth parts of gear boxes for vehiclesof heang 8701-8705	345 510	2 591 839	3 935 701	39 041 726
8708501100	Drive-axles with differential, unassemblfor transport of persons	1 380 655	15 072 645	11 206 113	119 788 998
8708501300	Drive-axles with differential, unassemblfor for goods/special purp	20 996	174 396	148 860	1 864 610
8708501500	Drive-axles with differential, unassembltractors	384	20 131	10 840	113 189
8708501900	Drive-axles with differential, unassemblfor transport ,>=10 person	21 059	877 115	144 975	3 400 845
8708502500	Drive-axles with differential, assambledfor tractors	40 881	520 336	814 076	10 144 806
8708502600	Drive-axles with differential, assambledfor transport of persons	922 963	10 018 668	9 477 829	98 715 945
8708502710	Drive-axles for damper,not ckd dmtr >=120 mm for goods/special	55 284	2 639 299	1 776 114	42 378 573
8708502790	Drive-axles for damper,not ckd dmtr <120 mmfor goods/special p	46 607	280 614	1 413 114	6 293 744
8708502900	Drive-axles with differential, assambledfor transport of persons	216 473	2 599 269	1 149 965	10 918 629
8708509100	Parts crown wheels&pinion of drive axleswith diff. for tractors	46	88 682	2 241	257 380
8708509200	Oth parts crown wheels&pinion of driveaxl with diff for tractors	120	4 336	4 790	134 195
8708509300	Parts of drive-axles with differential,for transport of person	26 993	301 886	379 739	4 335 200
8708509900	Oth parts of drive-axles withdifferential, for vehicles 8701-8705	210 360	2 239 078	1 604 597	20 049 106
8708701500	Road wheels of hub-caps for tractors	15 322	78 222	30 097	344 390
8708701600	Road wheels of hub-caps for transportof person	159 080	2 620 979	602 812	9 225 706
8708701700	Road wheels of hub-caps for vehicles>= 10 persons or tansport of	13 319	753 851	41 506	1 876 568
8708701900	Road wheels of hub-caps forspecial purpose motor vehicles	511 460	4 887 423	669 227	11 918 193
8708702100	Road wheels of wheels fitted with tyresfor tractors	0	21	0	840
8708702200	Road wheels of wheels fitted with tyresfor transport of person	10 927	45 419	77 264	383 194
8708702900	Road wheels of wheels fitted with tyresfor transp person;goods;sp	28 531	267 885	181 602	1 421 701
8708703100	Road wheels of wheels not fitted withtyres for tractors	197	23 935	2 943	123 517
8708703200	Road wheels of wheels not fitted withtyres for transport of person	432 344	2 011 494	1 178 607	7 369 569
8708703910	Road wheels of wheels not fitted withtyres of damper,not ckd dmi	0	574 062	0	2 391 650
8708703990	Road wheels of wheels not fitted withtyres of damper,not ckd dmi	279 923	2 319 002	388 532	2 710 661
8708709500	Other road wheel and parts for tractors	720	32 040	13 260	196 693
8708709600	Other road wheel and parts for vehicles>= 10 persons or tansport	36	1 187 555	432	1 625 679
8708709700	Other road wheel and parts for vehiclestransport of person	89 405	924 231	785 067	9 464 899
8708709900	Other road wheel and parts forspecial purpose motor vehicles	889 979	6 736 619	882 134	10 497 144
8708801500	Suspension systems for tractors	0	30 280	0	322 375
8708801600	Suspension systems forfor transport of person	97 569	1 161 948	1 270 108	13 475 885
8708801700	Suspension systems for damper off highwayuse or special purpose r	56 528	680 119	147 943	3 380 188
8708801900	Suspension systems for transport ,>=10 person	116 217	1 489 910	463 763	6 169 730
8708809100	Parts suspension systems fortractors	330	7 564	8 582	171 752
8708809200	Parts suspension systems fortransport of persons	166 592	2 007 843	1 677 635	21 078 078
8708809900	Parts suspension systems for transportof person or special purpos	141 037	2 146 044	1 530 209	23 809 308
8708911500	Radiators for tractors	1 565	30 522	26 621	4 447 903
8708911600	Radiators for transport of person	40 205	539 451	399 140	5 256 998
8708911700	Radiators for vehicles>= 10 persons or tansport of goods	77 629	1 208 330	667 310	11 379 746
8708911900	Radiators for special pupose vehicles	57 058	469 968	862 445	7 188 470
8708919100	Parts of radiators for tractors	403	20 075	12 536	413 031
8708919200	Parts of radiators for transportof person	33 422	326 369	649 616	5 579 105
8708919900	Parts of radiators for vehicles ofperson;goods;special purpose	125 533	2 337 110	1 803 629	23 445 669
8708921000	Silencers (mufflers),exhaust pipe;parts for vehicles tractors	224	3 239	15 826	107 943
8708922000	Silencers (mufflers),exhaust pipe;parts for transport of persons	220 096	2 341 807	2 491 399	28 485 614
8708924000	Silencers (mufflers),exhaust pipe;partsfor vhcls>= 10 persons/tans	45 573	593 777	577 913	7 232 931
8708929000	Silencers (mufflers),exhaust pipe;partsfor special purpose motor v	40 130	422 137	1 235 480	5 107 113
8708935000	Clutches and parts thereof for vehiclestractors	932	10 985	10 067	108 521
8708936000	Clutches and parts thereof for vehiclestransport of persons	407 448	4 997 530	6 335 458	73 731 880
8708937000	Clutches and parts thereof for vehiclestransport of goods/special p	16 640	276 827	266 334	4 543 128
8708939000	Clutches and parts thereof for vehicles transport ,>=10 person	240 104	3 824 272	1 127 064	21 456 485
8708941000	Steering wheels with airbag assemblies	2 432	110 144	28 489	1 228 203
8708949400	Oth steering wheels with airbagassemblies for tractors	1 315	19 801	9 669	382 335
8708949500	Oth steering wheels with airbagassemblies for trasnport of person	1 131 025	12 282 047	11 600 316	131 996 722

I.3. IMPOR MENURUT KOMODITI / IMPORT BY HS COMMODITY
***** DESEMBER/DECEMBER 2012 *****

HS	Uraian Komoditi Commodity Description	Berat Bersih / Net Weight (Kg)		Nilai / Value C.I.F (US\$)	
		Bulan ini Current Month	Kumulatif Cum.Jan. to date	Bulan ini Current Month	Kumulatif Cum.Jan. to date
8708949900	Oth steering wheels with airbag assemblif of vhcls persons:goods:sp	321 387	4 412 526	5 300 294	66 091 281
8708951000	Safety airbags with inflater systemfor vehicles	63 977	980 282	1 030 062	14 017 264
8708959000	Parts safety airbags with inflaterssystem	35 448	341 278	999 974	11 895 483
8708991000	Other parts & acces. for other vehiclesof tractors	14 555	394 216	272 233	5 697 510
8708992100	Fuel tanks for vehicles transportpersons or goods	403 009	4 445 656	5 403 099	60 113 551
8708992300	Parts of fuel tanks for vehiclestransport of persons or goods	43 139	447 289	585 377	7 051 839
8708993000	Accelerator,brake or clutch padals forvehicles transport of persons:	32 720	418 247	700 991	7 792 165
8708994000	Battery carriers or trays & brackets forvehicles transport of person	1 172	16 303	55 883	384 032
8708995000	Radiator shrouds for vehiclestransport of persons or goods	0	7 120	0	19 616
8708996100	Chasis frames for vehiclesfor transport ,>=10 person	39 504	362 482	427 631	3 653 769
8708996200	Chasis frames for vehiclestransport of persons	900 479	16 279 418	8 010 669	151 061 972
8708996310	Chasis frames for vehicles <= 24 ttransport of goods	24 857	286 442	73 983	743 422
8708996320	Chasis frames for vehicles > 24 ttransport of goods	0	25 552	0	215 953
8708997000	Other chasis frames or parts	3 971 865	48 595 244	41 491 723	514 152 853
8708999000	Other parts,acces for other vehicles ofheading 8701- 8705	2 756 722	40 704 735	22 246 607	310 308 683
8709110000	Electrical vehicles, works trucks,self-propelled,not fiited with liftin	14 051	268 843	85 050	1 631 281
8709190000	Non electrical vehicles,works trucksself-propelled,not fiited with li	94 874	458 975	223 557	3 925 574
8709900000	Parts of work trucks,self-propelled,notfitted with lift/handl equip,	32 923	177 252	59 494	857 992
8710000000	Tanks, other armoured fighting vehicles,motorised, with weapons,	17 429	742 577	353 290	37 883 401
8711101200	Moped and motorised bicycles,recipoint combust piston engine <	8 200	37 171	31 918	126 512
8711101300	Other motorcycle and scooters, recipoint combust piston engine .	0	13 649	0	83 558
8711101900	Other motorcycles, reciprocating inter.combust. piston engine < 5l	0	588	0	16 609
8711109200	Moped and motorised bicycles,recipro intcombust piston engine <	17	17	22	22
8711109300	Other motorcycle and scooters, reciproin combust piston engine <	0	891	0	14 515
8711109900	Other motorcycles, reciprocating inter.combust. piston engine < 5l	78 417	327 106	60 385	291 818
8711201010	Motocross motorcycles, with recipoint combust pist engine, 50-2l	0	128 700	0	295 904
8711201090	Motocross motorcycles, with recipro intcombust pist engine, 50-2l	3 803	297 266	141 098	4 525 419
8711202000	Moped and motorised bicycles with recipint combust pist engine, l	4 270	512 700	55 980	5 453 145
8711203100	Motorcycles of cylinder capacity150-200 cc, ckd	0	331 222	0	485 244
8711203200	Motorcycles of cylinder capacity200-250 cc, ckd	0	8 300	0	265 379
8711203900	Motorcycles of cylinder capacity> 250 cc, ckd	9 944	104 035	182 598	1 365 304
8711204500	Motorcycles of cylinder capacity<= 200 cc, not ckd	162 642	750 881	363 761	1 753 754
8711204900	Motorcycles of cylinder capacity> 200 cc, not ckd	8 500	21 017	202 889	474 464
8711205100	Motorcycles (not side-cars)incl.Scootersof cylinder capacity 150-2l	0	733 367	0	6 602 212
8711205200	Motorcycles (not side-cars)incl.Scootersof cylinder capacity 200-2l	409 098	4 650 803	7 905 065	75 040 413
8711205900	Motorcycles (not side-cars)incl.Scootersof cylinder capacity > 250 l	48 289	3 330 916	689 887	46 629 847
8711209000	Other motorcycles (not side-cars)include Scooters	9 550	114 742	15 142	230 807
8711301090	Motocross motorcycles with recipro intcombust piston engine 250	428	1 957	6 374	50 357
8711303000	Oth motocross motorcycles with recipoint combustion piston eng	0	248	0	3 375
8711309000	Oth motocross motorcycles with recipoint combustion piston eng	416	2 563	9 336	47 646
8711401090	Motocross motorcycles, with recipro intcombust pist engine, 500-l	689	15 456	19 063	699 910
8711402000	Other motorcycles, with recipro intcombust piston engine, 500-80	0	402	0	11 690
8711409000	Other motorcycles, with recipro intcombust piston engine,500-80l	77 466	847 833	1 591 242	15 774 671
8711502000	Other motorcycles, recipro int combustpiston engine, > 800 cc, ckd	0	118 794	0	1 730 761
8711509000	Other motorcycles, recipro int combustpiston engine, > 800 cc, no	11 143	122 755	429 866	4 988 837
8711905100	Electrical powered motorcycles, ckd	149 059	717 450	246 954	1 175 423
8711905400	Other motorcycles of cylinder capacity> 500 cc, ckd	0	438	0	32 684
8711909100	Electrical powered motorcycles, not ckd	0	6 663	0	11 665
8711909900	Other electrical powered motorcycles not ckd	3 671	17 582	77 650	379 901
8712001000	Racing bicycles	15 058	189 229	98 141	743 785
8712002000	Bicycles designed to be riddenby children	2 667 333	32 124 786	2 193 924	24 607 947
8712003000	Other bicycles	1 731 416	15 850 065	1 396 566	17 435 177
8712009000	Other cycles	123	8 598	1 854	38 148
8713100000	Carriages for disabled persons,not mechanically propelled	75 307	504 178	220 749	1 482 291
8713900000	Carriages for disabled persons,mechanically propelled	103 965	945 031	254 719	2 502 924
8714101000	Saddles of motorcycles (incl. mopeds)	4 507	138 994	11 206	298 669
8714102000	Spokes/nipples of motorcycles(including mopeds)	92 379	706 691	159 232	1 143 646
8714109010	Frame and forks(incl. Telescopic fork,rear suspension and parts the	232 874	3 496 848	1 296 326	22 336 180
8714109020	Gearing,gearbox,cluth and othertransmission equip. and part the	242 732	3 537 352	1 928 004	30 172 286
8714109030	Wheel rims	1 308 113	14 444 378	7 521 743	86 067 336
8714109040	Brakes and parts thereof	64 489	1 319 695	432 153	5 675 486
8714109050	Silencers (mufflers) and parts thereoffor vehicles of heading 8711-	25 781	167 949	187 327	1 663 545
8714109090	Oth parts and accessories of vehiclesof heading 8711- 8713	5 315 660	68 762 483	16 520 569	220 245 055
8714201100	Castors of a dmm (incl. tyres) 75-100 mmthat the wheel width > 3l	0	114	0	1 008
8714201200	Castors of a dmm(incl. tyres) 100-250 mmthat the wheel width > 3l	0	120	0	1 935
8714201900	Castors of a dmm(incl. tyres) > 250 mmthat the wheel width > 30 l	2 287	47 516	61 401	889 741
8714209000	Other parts of carriages fordisabled persons	245	93 819	1 461	189 779
8714911000	Frame and forks for bicycles designetto be ridden by children	454 504	4 683 085	395 518	4 322 428
8714919100	Parts for forks	13 595	273 978	10 063	237 781
8714919900	Other parts for forks	168 868	3 026 326	1 587 089	26 742 708
8714921000	Wheel rims and spokes for bicyclesdesignet to be ridden by childre	44 248	678 942	63 733	1 113 668

I.3. IMPOR MENURUT KOMODITI / IMPORT BY HS COMMODITY
***** DESEMBER/DECEMBER 2012 *****

HS	Uraian Komoditi Commodity Description	Berat Bersih / Net Weight (Kg)		Nilai / Value C.I.F (US\$)	
		Bulan ini Current Month	Kumulatif Cum.Jan. to date	Bulan ini Current Month	Kumulatif Cum.Jan. to date
8714929000	Other wheel rims and spokes	195 449	2 895 091	560 680	9 527 617
8714931000	Hubs,(exlc coaster brake hub, hub brakefree/sprocket-wheel),bicy	23 906	445 163	34 618	797 728
8714939000	Oth hubs, (exlc coaster braking hub,hub brake, free/sprocket-whe	373 416	2 929 030	978 681	11 306 663
8714941000	Brakes,(incl coast brake hub,hub brake)for bicycles to be ridden by	78 846	931 069	196 077	2 321 036
8714949000	Oth brakes, (incl coaster braking hubs,hub brakes)	427 570	3 832 657	1 195 561	19 142 166
8714951000	Saddles for bicycles designetto be ridden by children	46 052	708 092	45 123	856 376
8714959000	Other saddles	175 980	1 875 218	304 468	3 951 625
8714961000	Pedals and crank-gear,& parts thrf forbicycles to be ridden by chilc	189 748	1 667 331	236 157	1 939 966
8714969000	Other pedals and crank-gear,and parts thereof	211 701	3 486 019	613 025	11 574 965
8714991100	Handle,bars,pillars or parts & access.of bicycle to be ridden by chil	227 961	2 693 005	273 328	2 621 037
8714991200	Chain wheels and cranks for bicyclesdesignet to be ridden by child	65 778	907 346	57 838	723 900
8714999100	Oth handle,bars,pillars or parts andaccessories	4 436 643	48 292 860	17 186 908	149 861 006
8714999200	Other chain wheels and cranks	151 864	9 566 255	413 764	64 551 245
8715000000	Baby carriages and parts thereof	260 338	3 056 989	989 592	8 241 730
8716100000	Trailers & semi-trailers of the caravantype, for housing/camping	0	10	0	241
8716200000	Self-loading/self-unloading trailers &semi-trailers for agricultural p	19 744	46 521	32 800	93 718
8716310000	Tanker trailers,tanker semi-trailersfor the transport of goods	61 233	201 117	100 778	1 108 732
8716394000	Agricultural trailers and semi-trailers	39 400	96 450	90 800	371 769
8716399100	Oth agricul. trailers and semi-trailerscarrying capacity > 200 t	0	982 645	0	4 854 714
8716399900	Oth agricul. trailers and semi-trailerscarrying capacity < 200 t	197 325	1 095 793	262 884	1 932 362
8716400000	Other trailers and semi-trailers	105 900	1 944 999	125 530	10 642 063
8716801000	Cart,wagon,sack truck,hand trolleys &similar hand-propelled vhcl t	80 036	633 895	305 094	2 836 402
8716802000	Wheelbarrows	102 347	1 480 148	62 303	1 108 507
8716809000	Oth vehicles not mechanically propelled	50 374	875 978	305 993	3 413 470
8716901300	Parts for trailer and semi-trailers forgoods of agricultural puposes	241	561 236	1 740	1 469 203
8716901900	Other parts for trailer andsemi-trailer	1 746 051	22 404 063	2 083 250	34 200 004
8716909200	Castors of a dmm(incl. tyres) 100-250mmthat the wheel width > 3	48 665	532 992	128 260	2 061 499
8716909300	Other parts for other vehicles	73 837	802 342	155 235	1 334 190
8716909400	Spokes and nipples	0	672	0	8 258
8716909500	Castors for goods of sbhd 8716.80.90 dmmincl tyres 100-250mm v	0	80	0	502
8716909600	Other castor	0	20 650	0	221 528
8716909900	Oth trailer and semi-trailers,oth vhclsnot mechanically propelled	416 564	5 688 031	948 919	12 332 540
8801000000	Balloon,dirigibles,glider, hang glidersand other non-powered aircr	0	2 636	0	4 033
8802110000	Helicopters of an unladenweight <= 2,000 kg	0	21 662	0	40 891 834
8802120000	Helicopters of an unladenweight > 2,000 kg	2 934	54 961	3 023 432	87 754 428
8802201000	Aeroplane of an unladenweight <= 2,000 kg	1 406	79 019	315 440	71 616 876
8802209000	Aeroplane of an unladenweight > 2,000 kg	1 690	4 058	145 000	482 965
8802301000	Aeroplane of an unladenweight >2,000 kg and <= 15,000 kg	0	145 866	0	109 165 875
8802401000	Aeroplanes of an unladenweight > 15,000 kg	669 759	4 979 563	340 109 320	3 631 270 216
8802409000	Other aircraft of an unladenweight > 15,000 kg	0	24 311	0	19 168 749
8803100000	Propellers, rotors, parts thereofheading 8801 or 8802	1 404	96 503	63 115	2 315 930
8803200000	Under-carriages, parts thereofheading 8801 or 8802	8 386	70 388	1 233 006	9 404 406
8803300000	Other parts of aeroplanes/helicoptersheading 8801 or 8802	67 970	849 467	56 254 203	448 250 570
8803901000	Parts of telecommunication satellites	0	203	0	59 681
8803902000	Parts of balloons, gliders/kites	744	860	923	1 988
8803909000	Other parts of goods of ballon,dirigibles and other aircraft	2 549	343 228	91 463	12 935 731
8804001000	Parachutes (incl dirigitible parachutes,paragliders)&rotochutes,part	0	48	0	1 195
8804009000	Oth parachutes (incl dirigitible parachut,paragliders)&rotochutes,pa	1 630	15 351	3 112	5 400 415
8805100000	Aircraft launching gear, part thereof,deck arrestor/similar gear,par	0	7 787	0	146 964
8805210000	Air combat simulators and parts thereof	1 550	17 603	5 454 548	14 752 407
8805291000	Ground flying trainers	0	30 835	0	12 733 420
8805299000	Parts of ground flying trainers	45 953	104 189	13 106 310	28 379 892
8901102000	Cruise ships,excursion boats,ferry-boatsof gross tonnage>26 but<=	0	22 029 046	0	43 820 915
8901106000	Cruise ships,excursion boats,ferry-boats of gross tonnage>500 but	0	14 506 000	0	19 197 326
8901108000	Cruise ships,excursion boats,ferry-boats of gross tonnage>4000bu	0	2 830 000	0	1 170 000
8901109000	Cruise ships,excursion boats,ferry-boats of gross tonnage > 5000 t	6 342 000	6 342 000	3 200 000	3 200 000
8901205000	Tankers of gross tonnage <= 5000 ton	7 943 000	31 662 595	1 450 512	47 256 145
8901207000	Tankers of gross tonnage> 5000 ton but <= 50000 ton	90 494 000	100 573 000	3 185 560	17 798 771
8901208000	Tankers of gross tonnage > 50000 ton	0	162 108 000	0	41 770 625
8901901100	Other vessels,for transp. not motorisedof gross tonnage <= 26 ton	20 360	2 373 205	140 000	3 844 370
8901901200	Other vessels,for transp. not motorisedof gross tonnage > 26 but <	1 001 359	1 418 035	5 212 350	6 161 262
8901901400	Other vessels,for transp. not motorisedof gross tonnage > 500 ton	8 428 641	314 318 326	19 292 740	300 896 952
8901903100	Other vessels,for transp. motorisedof gross tonnage <= 26 ton	7 500	29 346	20 178	488 425
8901903200	Other vessels for transport, motorisedof gross tonnage > 26 but <	1 420 000	56 655 547	3 065 917	88 457 267
8901903300	Other vessels,for transp. motorisedof gross tonnage > 500 but <=	0	11 534 000	0	50 784 705
8901903400	Other vessels,for transp. motorisedof gross tonnage >1000 but <=	8 983 000	81 624 894	17 472 475	241 645 804
8901903500	Other vessels,for transp. motorisedof gross tonnage >4000 but <=	5 220 000	29 868 000	5 926 000	22 680 660
8901903600	Other vessels,for transp. motorisedof gross tonnage >5000 but <=	55 859 677	278 332 393	82 306 828	336 485 738
8901903700	Other vessels,for transp. motorisedof gross tonnage > 50000 ton	0	10 648 000	0	7 725 104
8902002100	Fishing vessels of gross tonnage <= 26 ton	0	1 635 000	0	985 653
8902002200	Fishing vessels of gross tonnage > 26 but <= 40 ton	0	32 000	0	20 000

I.3. IMPOR MENURUT KOMODITI / IMPORT BY HS COMMODITY
***** DESEMBER/DECEMBER 2012 *****

HS	Uraian Komoditi Commodity Description	Berat Bersih / Net Weight (Kg)		Nilai / Value C.I.F (US\$)	
		Bulan ini Current Month	Kumulatif Cum.Jan. to date	Bulan ini Current Month	Kumulatif Cum.Jan. to date
8902002300	Fishing vessels of gross tonnage > 40 but <= 250 ton	262 000	4 587 900	165 824	4 229 651
8902002400	Fishing vessels of gross tonnage > 250 but <= 1000 ton	3 167 000	4 124 710	1 757 744	2 143 555
8902002500	Fishing vessels of gross tonnage > 1000 but <= 4000 ton	0	570 000	0	331 650
8902009600	Other fishing vessels of gross tonnage > 4000 ton	0	285 000	0	165 825
8903100000	Yachts&oth vessels for pleasure/sportsrowing boats&canoes, infla	28 762	44 095	514 477	624 035
8903910000	Sailboats, with/without auxiliary motor, not inflatable	60	815 049	1 120	4 192 972
8903920000	Motorboats, other than outboardmotor, not inflatable	8 382	440 014	204 106	5 870 413
8903990000	Other vessels for pleasure/sports;canoes, not inflatable	3 000	108 397	79 144	2 935 302
8904001000	Tugs and pusher craftof gross tonnage <= 26 ton	671	329 634	2 650	1 674 118
8904003100	Tugs and pusher craft, power <= 4000 hp of gross tonnage <= 26 t	224 000	10 721 752	4 501 926	60 423 952
8904003900	Tugs and pusher craft, power > 4000 hp of gross tonnage <= 26 to	1 975 000	13 050 979	5 061 870	53 398 102
8905100000	Dredgers	0	8 237 382	0	36 930 654
8905200000	Floating/submersible drilling/production platforms	2	11 353 932	417	32 117 165
8905901000	Floating docks	67 105	67 105	128 000	128 000
8905909000	Oth vessels w/navigability of which issubsidiary to their main funci	2 236 318	56 891 880	7 526 374	211 317 006
8906100000	Warships	0	372	0	2 662
8906901000	Lifeboats oth than rowing boats,oth vessels of displacement <= 30	10 800	540 109	51 412	17 438 895
8906909000	Lifeboats oth than rowing boats,oth vessels of displacement > 300	12 199	31 962 274	71 504	105 408 150
8907100000	Floating structures, inflatable rafts	73 850	402 966	436 791	3 582 333
8907901000	Buoys	155 761	2 130 090	923 706	11 476 217
8907909000	Other floating structures	107 864	17 158 377	1 213 038	18 843 972
8908000000	Vessel and oth floating structuresfor breaking up	0	2 406	0	6 967
9001101000	Optical fibres ,optical fibre bundles&cables for telecom.&oth elect	13 661	184 200	1 680 777	19 340 293
9001109000	Optical fibres, optical fibre bundles&cables for other purpose	13 072	68 090	355 647	1 252 541
9001200000	Sheets and platesof polarising material	364	2 017	1 165	7 550
9001300000	Contact lenses	26 711	618 579	5 386 122	64 701 585
9001400000	Spectacle lenses of glass	1	17 055	146	44 726
9001500000	Spectacle lenses of other materials	6 693	92 422	684 917	4 156 063
9001901000	Lenses & optic elements for photograpor cinematographic camera	4 706	118 953	1 468 356	15 677 822
9001909000	Other elements of glass notoptically worked	24 630	149 167	1 653 541	18 779 296
9002111000	Objective lenses for cinematographicprojector	84	4 684	8 816	3 064 504
9002119000	Objective lenses for cameras andother projector	10 415	323 506	654 291	20 762 753
9002190000	Objective lenses for otherinstruments & apparatus	11 535	193 282	512 064	7 519 449
9002201000	Filters for cinematographic projectors	0	196	0	7 402
9002202000	Filters for cinematographic cameras,photographic cameras & oth p	50	216	6 091	20 017
9002203000	Filters for telescopes/microscopes	282	9 233	20 128	182 123
9002209000	Filters for oth instruments&apparatus	37	232 540	1 577	1 280 569
9002902000	Lenses&prisms for cinematographicprojectors	2	54	20	8 507
9002903000	Lenses&prisms for cinematographic,photographic cameras & oth p	1 444	11 613	150 162	1 215 019
9002909000	Other Lenses & prisms	1 346	28 746	396 171	5 056 808
9003110000	Frames & mountings for spectacles,goggles of plastics	7 363	121 399	104 645	1 150 549
9003190000	Frames & mountings for spectacles,goggles of other materials	29 161	286 764	310 208	3 180 356
9003900000	Parts for spectacles,goggles	10 281	134 375	380 863	4 089 568
9004100000	Sunglasses	88 618	1 292 341	932 675	12 633 489
9004901000	Corrective spectacles	8 431	286 499	61 517	1 951 735
9004905000	Protective goggles	12 522	65 815	58 458	540 437
9004909000	Other spectacles & goggles	104 547	1 392 143	750 314	7 743 338
9005100000	Binoculars	8 484	37 511	149 720	939 458
9005801000	Astronomical instrumens, excludinginstruments for radio-astronor	1 911	15 881	5 568	113 006
9005809000	Monoculars & oth optical telescopes	6 263	52 747	139 541	1 615 337
9005901000	Part&acc (incl mountings) for astronomicinstruments excl for radic	0	210	0	2 639
9005909000	Parts&accessories (include mountings)for oth optical telescopes	7 165	16 265	45 462	511 564
9006101000	Laser photo plotters, cameras of a kind used for preparing print pl	0	32	0	351
9006109000	Oth laser photoplotter,cameras of a kind used for preparing print p	843	2 128	6 946	62 229
9006300000	Cameras specially design for under wateruse for aerial survey, mex	835	25 554	416 000	2 287 468
9006400000	Instant print cameras	140	15 814	37 622	2 016 676
9006510000	Oth cameras w/ a through-the lens viewfinder(slr),for roll film of v	90 170	487 417	341 876	4 757 035
9006520000	Oth cameras for roll film of width<35 mm	0	4 740	0	34 709
9006530000	Oth cameras for roll film of width=35mm	4	15 182	7	37 496
9006591000	Lasers photo plotters/imagesetters withraster image processor	0	260	0	46 927
9006599000	Lasers photo plotters/imagesetterswithout raster image processor	7 968	14 643	75 674	1 140 711
9006610000	Discharge lamp ("electronic") flashlightapparatus	0	23 707	0	85 986
9006690000	Photographic flashbulbs apparatus	548	4 566	13 964	109 956
9006911000	Parts & accessories for laser photoplotters of subheading 9006101	0	322	0	67 394
9006913000	Parts & accessories for instan printcamera,w/ slr,roll film a width<	142	10 337	273	68 071
9006919000	Other parts & accessories for cameras	22 139	135 072	61 704	755 274
9006991000	Parts & accessories for photographicflash-light apparatus	936	20 755	43 727	984 022
9006999000	Parts & accessories oth than forphotograp flash-light apparatus	5 640	30 617	22 386	682 675
9007100000	Cinematographic cameras	1 013	23 213	15 973	613 524
9007209000	Cinematographic projectors for film ofmore than 16 mm in width	394	105 546	1 630	12 607 785
9007910000	Parts and accessories forcinematographic cameras	1 397	64 244	26 153	893 179

I.3. IMPOR MENURUT KOMODITI / IMPORT BY HS COMMODITY
***** DESEMBER/DECEMBER 2012 *****

HS	Uraian Komoditi Commodity Description	Berat Bersih / Net Weight (Kg)		Nilai / Value C.I.F (US\$)	
		Bulan ini Current Month	Kumulatif Cum.Jan. to date	Bulan ini Current Month	Kumulatif Cum.Jan. to date
9007920000	Parts and accessories for cinematographic projectors	879	37 846	198 206	5 425 929
9008501000	Projector, enlarge/reducer, microfilm/fiche/form whether/not capable	547	48 721	2 228	198 582
9008509000	Projector, enlarge/reducer, oth microfilm/fiche/form whether/not capable	17 989	560 094	40 387	1 373 798
9008902000	Part&accessories for image projector of fotografic, enlarge & red	925	976	1 027	6 111
9008909000	Part&accessories for image projector of fotografic, enlarge & red	1 076	6 133	61 183	374 241
9010100000	App & equipment for automatically develop/expose photographic	9 257	83 240	120 940	3 470 734
9010501000	App for the projec/draw of circ pattern on sensitized substrates, ma	0	4 026	0	346 835
9010509000	Oth app&equip for photograph laboratorie (inc cinematographic); i	0	29 860	0	704 127
9010601000	Projection screens of 300 inches or more	66 859	1 059 967	206 186	3 699 804
9010609000	Projection screens of 300 inches or less	16 356	256 682	55 698	741 674
9010901000	Parts&accessories of apparatus&equipments for automatically deve	1 758	9 735	3 136	63 825
9010903000	Parts&acc of app for the projection/drawing of circuit patterns of j	1 158	2 837	2 161	24 437
9010909000	Parts&accessories of other apparatus&equipment for photographic	12 357	110 836	46 488	739 971
9011100000	Stereoscopic microscopes	2 905	24 488	872 572	4 423 615
9011200000	Oth microscopes for photomicrography, cinephotomicrography or	7 670	98 446	200 546	1 596 683
9011800000	Other optical microscopes	10 515	73 661	1 135 644	6 275 375
9011900000	Parts and accessories of compound optical microscopes	8	8 170	1 592	239 953
9012100000	Microscopes oth than optical microscope diffraction apparatus	734	20 083	112 968	1 967 731
9012900000	Parts and accessories for microscope oth than optical microscope	43	866	7 870	222 898
9013100000	Telescopic sights for fitting to armsperiscopes, telescopes to part o	2 468	12 055	2 435 062	10 277 047
9013200000	Lasers, other than laser diodes	2 666	62 865	186 324	2 294 308
9013801000	Optical error verifications&repair app for pcb/pwb&pca	12	85 441	125 153	2 465 977
9013802000	Liquid crystal devices	34 029	766 352	2 277 243	33 976 987
9013809000	Other devices, appliances&instruments of other optical appliances	13 161	313 332	1 107 233	19 545 778
9013901000	Parts & accessories of lasers oth than laser diodes (sub head 90132	0	8 071	0	94 216
9013905000	Parts&accessories of liquid crystal devices (sub head 90138020)	0	2	0	1 117
9013906000	Parts & accessories of goods of optical error repair apparatus for p	0	2	0	273
9013909000	Parts & accessories of oth than goods of lasers, liquid crystal, oth de	1 813	11 432	5 817	540 461
9014100000	Direction finding compasses	9 979	91 514	116 113	1 058 907
9014200000	Instrum&appl for aeronautical/spacenavigation (other than compa	427	5 140	569 858	5 877 119
9014801000	Oth navigation instrum&appl of used on ship work with an automa	474	12 104	4 289	415 238
9014809000	Oth navigation instrum&appl of oth used on ships	23 101	326 317	3 031 674	33 705 636
9014901000	Parts&acc of navigation instrum&appl of on ships, with automatic d	72	32 551	1 170	8 820 026
9014909000	Parts & accessories of other navigation instruments & appliances	135 762	657 517	725 501	4 008 412
9015101000	Rangefinders of used in photography or cinematography	0	1 327	0	50 984
9015109000	Rangefinders other than of used in photography or cinematograph	2 841	72 797	15 767	3 971 822
9015200000	Theodolites & tachymeters (tacheometers)	920	42 443	164 037	3 348 699
9015300000	Levels [measuring higher of ground]	4 707	81 165	86 788	763 011
9015400000	Photogrammetrical surveying instruments and appliances	1 272	161 200	113 289	3 526 097
9015801000	Radio sonde and radio wind apparatus	0	13 314	0	198 510
9015809000	Other instruments&appliances oth than radio sonde and radio win	16 231	833 013	1 912 066	35 662 230
9015900000	Parts & accessories of surveying instruments & appliances	51 291	19 169 655	4 736 093	59 011 386
9016000000	Balances of a sensitivity of 5 cg or better, w/without their weights	80 896	467 775	257 470	3 176 011
9017101000	Plotters, drafting tables and machines, whether not automatic	328	8 197	2 340	130 068
9017109000	Drafting tables and machines, whether not automatic other than p	4 566	141 820	38 697	1 654 897
9017201000	Rulers, drawing, marking out, or mathematical calculating instrumen	31 662	428 759	47 491	815 007
9017203000	App for the project/draw of circ pattern on sens'zed subs's for mfc	0	1 869	0	83 162
9017204000	Photo plotters for the manufacture of pcb/pwb	0	2 924	0	11 499
9017205000	Oth Plotter, drawing, marking out, or mathematical calculating instr	0	45	0	11 040
9017209000	Other drawing, marking-out/mathematical calculating instruments	63 363	575 335	147 177	1 734 181
9017300000	Micrometers, callipers and gauges	44 781	2 923 920	1 121 147	16 011 367
9017800000	Oth instruments for measuring length for use in hand, rods and tap	233 331	2 538 822	786 587	9 655 349
9017902000	Parts&acc of app for the project/draw of circ pattern, sens substrat	319	954	24 047	60 136
9017903000	Parts&acc of photoplotters for the manufac of pcb/pwb	0	70	0	10 761
9017904000	Parts&accessories, incl printed circuits assemblies of other plotters	0	1 074	0	151 533
9017909000	Parts & accessories of oth instruments for measuring length for use	2 935	52 262	121 257	1 740 896
9018110000	Electro-cardiographs, used in medical	4 639	44 158	243 292	2 931 660
9018120000	Ultrasonic scanning apparatus, used in medical	16 001	77 854	2 787 586	13 321 593
9018130000	Magnetic resonance imaging apparatus used in medical	42 391	208 832	1 547 353	9 137 658
9018140000	Scintigraphic apparatus used in medical	36	1 610	6 633	426 184
9018190000	Other electro-diagnostic apparatus used in medical	39 032	379 989	2 411 251	23 273 460
9018200000	Ultra-violet/infra-red ray apparatus used in medical	1 375	14 335	134 550	1 209 591
9018311000	Disposable syringes, with or without needles	56 913	1 027 056	584 190	8 700 864
9018319000	Syringes, with/without needles other than disposable syringes	80 771	536 126	1 092 687	7 641 409
9018320000	Tubular metal needles and needles for sutures	37 293	339 259	578 061	4 967 750
9018391000	Catheters	30 117	699 519	818 212	9 966 579
9018399000	Cannulae and the like	35 047	968 112	651 962	15 636 288
9018410000	Dental drill eng, whether/not combined on a single base with oth d	51	3 337	9 638	80 192
9018490000	Oth instruments and appliances, used in dental sciences	11 687	66 052	115 644	466 020
9018500000	Oth ophthalmic instruments&appliances	17 977	75 528	2 666 325	10 190 562
9018902000	Intravenous administration set	79 858	800 294	1 372 513	11 536 935
9018903000	Electronic instruments and appliances, used in medical	318 833	3 310 816	4 178 542	27 788 250
9018909000	Other instruments and appliances, used in medical	295 175	5 149 147	10 947 804	76 726 428
9019101000	Electronic, mechano-therapy appliances massage, psycho aptitude-t	674	130 180	39 273	1 975 175
9019109000	Mechano-therapy appliance massage, psycho aptitude-test appara	39 401	412 145	482 984	4 630 665

I.3. IMPOR MENURUT KOMODITI / IMPORT BY HS COMMODITY
***** DESEMBER/DECEMBER 2012 *****

HS	Uraian Komoditi Commodity Description	Berat Bersih / Net Weight (Kg)		Nilai / Value C.I.F (US\$)	
		Bulan ini Current Month	Kumulatif Cum.Jan. to date	Bulan ini Current Month	Kumulatif Cum.Jan. to date
9019200000	Ozone therapy, oxygen therapy, aerosol therapy, artificial respirator	49 493	354 482	2 973 124	19 205 883
9020000000	Breath appl, gas masks, excl protec maskshave neither mech part, r	17 656	187 864	607 376	6 741 343
9021100000	Orthopaedic or fracture appliances	7 710	175 956	43 673	1 569 423
9021210000	Artificial teeth, orthopaedic appliances	0	270	0	8 531
9021290000	Dental fittings, orthopaedic appliances	0	39	0	577
9021310000	Artificial joints, orthopaedic appliances	0	56	0	28 483
9021390000	Other artificial parts of the body	122	407	4 583	30 367
9021400000	Hearing aids, excluding parts and accessories	23	317	32 953	177 384
9021500000	Pacemakers for stimulating heart muscles, excluding parts & access	0	908	0	353 328
9021900000	Oth appl. which are worn/carried/implan in the body, to compensa	25 995	282 860	9 608 177	195 775 495
9022120000	Computed tomography apparatus	12 394	85 095	1 362 494	10 063 012
9022130000	X-ray app for dental uses	1 450	11 318	126 721	751 407
9022140000	X-ray app for medical, surgical or veterinary uses	83 001	534 777	5 685 026	36 655 752
9022191000	X-ray app for the physical inspection of solder joints on pcb/pwb as	9 182	144 694	691 188	5 049 475
9022199000	X-ray for radiografi or radiotherapy apparatus	1 703	17 626	291 761	2 799 104
9022210000	Alpha, beta, gamma radiations, for medical surgical, dental/veterinar	0	30 722	0	3 213 768
9022290000	Alpha, beta, gamma radiations, for radiography or radiotherapy app	7 362	182 023	1 384 511	10 876 925
9022300000	X-ray tubes	128	3 289	15 239	1 138 837
9022901000	Parts & acc of x-ray app for the physical inspection of solder joints o	783	8 346	191 795	2 541 637
9022909000	Part & acc oth of x-ray app for the phys inspection of solder joints	1 933	45 814	361 352	3 404 494
9023000000	Instruments app & model, for demonstr purposes (in education/exh	88 127	1 794 127	5 010 241	42 198 576
9024101000	Machines & appliances for testing metals, electrically operated	25 955	343 686	992 681	9 930 370
9024102000	Machines & appliances for testing metals, not electrically operated	392	27 952	27 052	1 386 106
9024801000	Oth mach & appliances for testing wood, textiles, paper, plastics, elec	34 988	315 404	2 246 267	20 851 548
9024802000	Oth mach & appliances for testing wood, textiles, paper, plastic, not e	681	55 601	34 723	1 968 582
9024901000	Parts & acc for elect operated mach & app for test mechanical prop	4 745	50 443	273 354	2 373 965
9024902000	Parts & acc for non elect operated mach & app for test mechan prop	483	19 694	78 854	450 063
9025110000	Thermometers & pyrometers, liquid filled, for direct reading	9 149	100 010	52 564	729 063
9025191100	Thermometers & pyrometers, elect operated, temperature gauges fr	1 532	225 084	24 703	646 310
9025191900	Thermometers & pyrometers, elect operated, oth temperature gaug	12 154	536 221	378 326	6 024 192
9025192000	Thermometers & pyrometers notelectrically operated	978	28 607	31 531	613 923
9025802000	Oth instruments of oth than thermometers & pyrometers, electrica	9 698	186 273	521 371	2 844 251
9025803000	Oth instruments of oth than thermometers & pyrometers, not elect	27 710	218 456	78 218	1 674 418
9025901000	Parts & acces of hidrometer, termometer/similar instrument, electr	10 632	593 899	172 147	15 910 318
9025902000	Parts & acces of hidrometer, termometer/similar instrument, non el	897	51 049	36 199	955 024
9026101000	Level gauges for motor vehicles electrically operated	8 646	191 202	367 913	4 207 546
9026102000	Level gauges for motor vehicles not electrically operated	11 877	141 596	224 603	2 482 023
9026103000	Oth measuring/check the flow/level of liquid, electrically operated	29 138	1 105 025	1 739 531	43 791 824
9026109000	Oth measuring/check the flow/level of liquid, not electrically opera	29 429	602 347	643 636	13 323 330
9026201000	Pressure gauges for motor vehicles, electrically operated	24 404	377 068	694 161	11 409 256
9026202000	Pressure gauges for motor vehicles, not electrically operated	14 712	99 525	283 168	2 257 913
9026203000	Other measuring/checking pressure instruments, electrically opera	19 925	530 165	972 671	18 386 812
9026204000	Other measuring/checking pressure instruments, not electrically op	90 563	495 695	728 029	6 935 815
9026801000	Oth instruments/app for measuring/check the flow/level/press, ele	87 716	795 599	2 570 786	20 250 002
9026802000	Oth instruments/app for measuring/check, flow/level/press, not el	20 103	417 896	425 951	8 723 614
9026901000	Part & acc for electric operate instrument & app, measure/check the	67 744	1 219 123	2 781 941	32 980 300
9026902000	Part & acc for non electric operate instru & app, measure/check the f	26 679	291 505	459 585	12 846 025
9027101000	Gas/smoke analysis apparatus, electrically operated	17 256	207 635	2 362 983	19 698 193
9027102000	Gas/smoke analysis apparatus, not electrically operated	3 849	107 085	372 782	4 186 673
9027201000	Chromatographs & elektroforesis instruments, electrically operate	1 724	18 085	325 827	2 492 831
9027202000	Chromatographs & elektroforesis instruments, not electrically ope	13	589	837	33 291
9027301000	Spectro/spectrophotometers & spectrograph use optic radiat, elect	6 467	42 346	869 519	7 530 100
9027302000	Spectro/spectrophotometers & spectrograph use optic radiat, not e	7 507	56 697	697 237	6 398 147
9027501000	Oth instrum & app using optic radiations (uv, visible, ir), electrically c	11 355	111 953	1 858 518	15 654 539
9027502000	Oth instrum & app using optic radiations (uv, visible, ir), not electric	529	4 000	50 425	673 718
9027801000	Oth instruments & app, exposure meters	6 819	9 927 380	1 400 514	6 419 882
9027803000	Oth instruments & app oth than exposure meters, electrically operat	23 140	766 591	2 510 018	21 553 447
9027804000	Oth instruments & app oth than exposure meters, not electric opera	2 212	19 419	257 024	2 746 431
9027901000	Parts & acc incl pca of head 9027, oth than for gas/smoke analysis ap	404	71 984	84 463	2 128 995
9027909100	Microtomes, electrically operated	8 261	52 134	967 280	2 859 789
9027909900	Microtomes, not electrically operated	21 685	111 315	543 155	8 403 249
9028101000	Gas meters of a kind mounted in gas containers	1 628	329 606	79 115	5 117 359
9028109000	Other gas meters	124	33 086	7 119	498 406
9028202000	Liquid meters, water meters	34 516	234 013	301 936	2 259 254
9028209000	Other liquid meters	1 326	45 693	72 734	1 469 112
9028301000	Electricity meters, kilowatt hour meters (kwh)	79 030	1 366 933	3 392 377	38 254 849
9028309000	Other Electricity meters	104 275	1 605 785	1 734 243	36 627 610
9028901000	Part & accessories, water meter housings or bodies	53 088	1 355 554	313 434	10 952 030
9028909000	Part & accessories, oth water meter housings or bodies	40 600	1 416 478	585 893	19 728 392
9029102000	Taximeters	19	14 765	527	83 941
9029109000	Mileometers, pedometers and the like	13 601	318 850	1 041 709	8 702 440
9029201000	Speedometer for motor vehicles	91 054	857 479	1 143 430	14 183 871
9029202000	Tachometers for motor vehicles	38 808	637 587	472 891	8 713 929
9029209000	Oth speed indicators & tachometers; stroboscopes	68 024	892 379	2 496 129	36 076 679
9029901000	Parts & acc of revolution counter & the like or of stroboscopes of sub	22 272	133 142	1 118 912	4 515 804

I.3. IMPOR MENURUT KOMODITI / IMPORT BY HS COMMODITY
***** DESEMBER/DECEMBER 2012 *****

HS	Uraian Komoditi Commodity Description	Berat Bersih / Net Weight (Kg)		Nilai / Value C.I.F (US\$)	
		Bulan ini Current Month	Kumulatif Cum.Jan. to date	Bulan ini Current Month	Kumulatif Cum.Jan. to date
9029902000	Parts and accessories of other goods of speed indicators & tachom	174 541	2 014 151	4 519 646	57 937 930
9030100000	Instruments & apparatus for measuring/ detecting ionising radiati	627	55 909	359 737	9 344 746
9030200000	Oscilloscope and oscillographs	14 413	93 192	158 449	2 022 718
9030310000	Multimeters without a recording device	11 361	133 160	118 988	1 338 073
9030320000	Multimeters with a recording device	2 257	80 115	85 711	1 372 842
9030331000	Instruments and apparatus for measuring/check voltage without a	13 572	127 231	502 730	5 376 908
9030332000	Impedance-measuring instruments&apparatus designed to provid	4 747	117 684	25 268	3 070 556
9030333000	Ammeters and voltmeters for motorvehicles without a record dev	1 982	33 212	11 896	199 432
9030339000	Oth instruments&apparatus for measuring/check voltage without	19 783	334 786	357 123	6 305 035
9030390000	Oth Instruments&apparatus for measuring/check voltage with a re	9 055	189 868	615 471	7 614 154
9030400000	Other instruments and apparatus,designed for telecommunication	32 738	71 762	1 677 952	6 541 832
9030821000	Wafer probers for measuring/checksemiconductor wafers	3 368	10 802	11 308	219 551
9030829000	Oth instrum&app for measuring/check semiconductor wafer/devic	3 352	27 812	318 518	1 913 809
9030841000	Instruments & app with a recording formeasure/check elect quant	7 554	26 770	27 113	789 554
9030849000	Oth instru&app with a record for measure,check electrical quantiti	5 617	51 732	82 368	1 439 377
9030891000	Instru&app,w/o recording device for goods other than subheading	42	8 551	5 761	920 760
9030899000	Oth instruments & apparatus,withoutrecording device	17 519	778 576	759 529	9 114 338
9030901000	Parts&accessories incl pca of goodsgoods of subhead 903040 & 90	16 586	41 053	298 944	2 409 819
9030903000	Parts&acc of optic instrum&appliance formeasuring/check pcb/pw	598	8 756	48 072	917 902
9030904000	Parts&acc of instrum&app for measure/check elect quantities on p	1 215	1 972	133 077	337 487
9030909000	Other parts&accessories ofgoods of head 9030	13 001	129 354	715 707	9 628 310
9031101000	Machines for balancing mechanical parts,electrically operated	32 622	610 326	1 127 594	15 304 318
9031102000	Machines for balancing mechanical parts,not electrically operated	345	33 684	29 732	347 479
9031201000	Test benches, electrically operated	28 979	394 230	627 385	11 340 773
9031202000	Test benches,not electrically operated	2 090	36 208	13 767	726 055
9031410000	Oth optic instrum&appl for inspect semiconduct wafer/device/phc	0	26 629	0	878 517
9031491000	Oth instrum&appl for measur surfaceparticulate contamination,s	591	7 932	21 012	429 911
9031492000	Optical error verification&repair appfor pca/pwb and pca	0	3 414	0	274 909
9031493000	Optical instrum&appl for measuring/checking pcb/pwb&pca	1 564	4 789	85 357	530 780
9031499000	Other optical instruments andappliances for other purposes	37 604	254 643	610 992	11 570 860
9031801000	Cable tester	3 705	86 536	270 845	4 161 304
9031809000	Oth instruments,appliances and machines,other cable tester	216 188	3 043 795	12 433 495	126 162 567
9031901100	Parts&acc incl pca of optical instrum&appl,inspect semicon wafer,	2 451	89 477	135 997	5 287 680
9031901200	Parts&acc of optic error verif&repairapparatus for pcb/pwb&pca	21	5 567	1 676	85 057
9031901300	Parts&acc of oth optic instruments&appl,measuring/chek pcb/pwl	7 399	42 420	179 079	1 422 156
9031901900	Oth parts&acc oth than inspect wafer/repair/measure pcb,pwb,pv	11 296	182 612	639 656	8 635 731
9031902000	Oth part&acc for measure/chek instrumentappliance&mach,not e	10 888	271 624	247 042	5 996 452
9032101000	Thermostats, electrically operated	121 156	1 602 785	1 669 875	24 178 457
9032102000	Thermostats, not electrically operated	7 582	105 096	97 771	1 785 866
9032201000	Manostats, electrically operated	378	7 514	19 641	396 601
9032202000	Manostats, not electrically operated	1 999	85 762	35 262	611 903
9032810000	Hydraulic or pneumatic	26 872	432 512	1 076 372	9 232 404
9032891000	Instru&app,automatic data process machfor controll,cargo handlir	100 871	1 454 090	2 469 268	32 118 015
9032892000	Automatic instrum&app for controllchem/elec-chem solutions in p	1 984	44 738	77 056	1 150 774
9032893100	Automatic regulating voltage units(stabilizers),electrically operate	111 278	1 801 844	219 840	5 825 238
9032893900	Instrument&apparatus oth than(stabilizers),electrically operated	24 791	494 421	1 630 650	29 538 995
9032899000	Oth automatic regulating/controllinstrum&app not electrically ope	127 888	3 776 981	6 044 029	66 251 081
9032901000	Parts&accessories of automatic dataprocess mach,cargo handlir syt	461	35 177	75 815	1 187 316
9032902000	Part&acc automatic instr&app, controllchem/elec-chem solutions	59	16 301	3 063	137 661
9032903000	Part&acc automatic, regulating/controllinstruments&apparatus,el	9 133	144 463	346 836	2 501 058
9032909000	Part&acc automatic, regulating/controllinstruments&apparatus,nc	50 086	735 745	1 716 083	20 394 309
9033001000	Parts&acc for mach,appl,instrum ofchap 90 for electric operated e	64 535	1 504 350	1 484 737	19 073 121
9033002000	Parts&acc for mach,appl,instrum ofchap 90 for not electric operat	12 548	233 086	396 484	5 430 514
9101110000	Wrist-watch of metal,w/not stopwatchw/ mech display only,elect	0	725	0	241 235
9101190000	Wrist-watch of metal,w/not stopwatchoth w/ mech display only,e	17	4 641	20 974	84 088
9101210000	Oth wrist-watch,whether/not stopwatchw/ automatic winding of i	6 432	7 066	3 600	92 312
9101290000	Oth wrist-watch,whether/not stopwatchoth than automatic windi	3 388	13 850	47 467	247 415
9101910000	Pocket-watch&oth watch inc stopwatch ofmetal or precious metal	0	187	0	1 516
9101990000	Pocket&oth watch inc stopwatch of metal/of w/ precious metal,n	5 975	24 089	72 210	292 128
9102110000	Wrist-watch,whether/not stopwatchw/ mech display only,elect of	2 534	345 407	473 412	9 367 039
9102120000	Wrist-watch,whether/not stopwatchw/ opto-elect display only,ele	887	29 547	7 923	279 154
9102190000	Wrist-watch,whether/not stopwatchoth than mech&opto,elect of	91 558	873 493	205 400	3 814 454
9102210000	Oth wrist-watch,whether/not stopwatchw/ automatic winding	3 680	9 115	239 800	521 595
9102290000	Oth wrist-watch,whether/not stopwatchoth than automatic windi	67 176	928 940	704 419	6 375 013
9102911000	Stop-watches, electrically operated	3 782	26 443	26 802	239 253
9102919000	Pocket-watch&oth watch, electricallyoperated	18	36 829	575	276 337
9102990000	Pocket-watch&oth watch inc stopwatchnot electrically operated	98 673	699 882	145 811	1 595 554
9103100000	Clocks with watch movements,excl clocks ofh9104 elect operated	193	576	1 221	4 605
9103900000	Clocks with watch movements,excl clocks ofh9104 not elect opera	32 953	195 340	229 904	1 447 640
9104001000	Instrument panel clocks & clocks ofa similar type, for vehicles	3 132	33 732	159 501	1 872 799
9104002000	Instrument panel clocks & clocks ofa similar type, for aircraft	3	19	6 572	15 055

I.3. IMPOR MENURUT KOMODITI / IMPORT BY HS COMMODITY
***** DESEMBER/DECEMBER 2012 *****

HS	Uraian Komoditi Commodity Description	Berat Bersih / Net Weight (Kg)		Nilai / Value C.I.F (US\$)	
		Bulan ini Current Month	Kumulatif Cum.Jan. to date	Bulan ini Current Month	Kumulatif Cum.Jan. to date
9104003000	Instrument panel clocks & clocks of a similar type, for vessels	133	22 904	337	621 325
9104009000	Instrument panel clocks & clocks of a similar type, for spacecraft	0	309	0	3 771
9105110000	Alarm clocks, electrically operated	50 086	138 988	29 470	351 970
9105190000	Alarm clocks, not electrically operated	48 856	655 590	85 461	1 172 068
9105210000	Wall clocks, electrically operated	28 941	392 334	180 265	2 049 393
9105290000	Wall clocks, not electrically operated	42 581	286 972	75 013	598 524
9105911000	Marine chronometers, electrically operated	0	248	0	3 126
9105919000	Oth clocks, oth than Marine chronometers electrically operated	290	30 616	1 498	101 057
9105991000	Marine chronometers, not electrically operated	0	2	0	73
9105999000	Oth clocks, oth than Marine chronometers not electrically operated	29 305	72 245	53 419	156 350
9106100000	Time-registers, time-recorders	11 895	113 216	63 490	986 943
9106901000	Parking meters	929	65 099	3 311	696 443
9106909000	Oth time of day recording & measuring appoth than parking meter	25 771	221 388	275 867	2 683 236
9107000000	Time switches with clock/watch movement/with synchronous motor	23 961	278 946	329 807	4 094 901
9108110000	Watch move comp&assem w/mechanical display only, electrically	0	1 206	0	4 359
9108190000	Watch move comp&assem oth than mechanical, opto-elect, elect o	222	5 331	4 333	14 795
9108200000	Watch move comp&assem with automatic winding	0	2 709	0	201 970
9108900000	Oth watch movements complete and assembled	0	6 965	0	133 136
9109100000	Clock movements, complete and assembled, electrically operated	0	77 787	0	228 981
9109900000	Clock movements, complete and assembled, not electrically operated	0	34 617	0	118 732
9110110000	Complete movements, unassembled/partially assembled (movement sets) of \	12 325	79 715	42 235	402 879
9110190000	Rough movements of watches	0	3 392	0	5 200
9110900000	Oth complete watch or clock movements	2	18 985	3	132 268
9111100000	Watch cases of precious metal/of metal clad with precious metal	0	648	0	5 081
9111200000	Watch cases of base metal, whether or not gold/silver-plated	8	208	112	1 434
9111800000	Other watch cases	111	8 381	362	29 795
9111900000	Parts of watch cases	218	8 672	11 062	34 966
9112200000	Clock cases and cases of a similar type for other goods of this chapter	83	69 887	106	204 630
9112900000	Part of clock cases & cases of a similar type for other goods of this chapter	26	956	963	9 438
9113200000	Watch straps, bands & bracelets of base metal, whether or not gold/plated	0	152	0	11 109
9113900000	Oth watch straps, bands & bracelets and parts thereof	6 484	67 650	11 000	417 802
9114100000	Springs, including hair-springs of clock or watch parts	4	2 388	523	10 906
9114300000	Dials of clock or watch parts	47	6 969	969	26 135
9114400000	Plates and bridges of clock/watch parts	31	2 178	1 750	12 580
9114900000	Oth clock or watch part oth than spring, hair springs, dials, plate & bridge	45 181	313 985	1 280 165	4 242 985
9201100000	Upright pianos	9 528	138 481	39 376	324 911
9201200000	Grand pianos	11 270	108 004	124 372	1 252 465
9201900000	Oth pianos, incl automatic pianos, harpsichord & oth keyboard string instruments	65 739	734 050	350 937	2 243 390
9202100000	String musical instrument (violins, harps), played with a bow	1 689	54 140	7 244	616 594
9202900000	Oth string musical instruments (guitars) not played with a bow	30 795	190 074	341 891	2 140 854
9205100000	Brass-wind instruments	4 254	48 478	25 324	519 445
9205901000	Keyboard pipe organ, harmonium & similar keyboard instruments w/	23 874	126 000	39 353	271 982
9205909000	Other wind musical instruments	56 863	637 111	153 927	1 602 441
9206000000	Percussion musical instruments (exp, drum, xylophones, cymbals, cast	66 589	876 334	226 731	3 536 623
9207100000	Keyboard instruments, oth than accordions	12 320	203 762	130 329	5 062 321
9207900000	Oth musical instruments, the sound is produced must be amplified,	10 319	200 025	39 576	1 585 924
9208100000	Musical boxes	6 319	77 142	25 108	610 095
9208901000	Decoy calls, whistles, call horns & oth mouth blown sound signalling	7 623	37 620	13 375	71 313
9208909000	Fairground, mech street organ, sing bird, musical saw, oth musical in	1 605	28 385	5 028	173 348
9209300000	Musical instrument strings	13 871	109 859	145 019	2 051 420
9209911000	Part & accessories, strung backs, keyboards & metal frames for upright	141 131	2 505 979	294 936	12 576 354
9209919000	Other parts and accessories for pianos	413 373	7 198 527	3 809 170	56 321 603
9209920000	Parts & accessories for the musical instrument of string musical ins	42 474	1 162 761	793 243	17 392 957
9209940000	Parts & acc, the music instrument of sound of which is prod/must be	113 487	2 345 690	2 295 848	40 544 638
9209990000	Parts & accessories for oth musical instruments	72 501	802 387	3 041 318	38 309 091
9301100000	Artillery weapons (guns, howitzer & mortars)	2 062	105 514	1 951 168	8 230 098
9301200000	Rocket launchers; flame-throwers; grenade launchers; torpedo tubes &	0	8	0	929
9301900000	Oth military weapons, oth than revolvers, pistols & the arms of head	4 952	23 845	1 434 747	12 290 264
9302000000	Revolvers and pistols, other than those of heading 9303/9304	1 631	4 062	1 484 117	1 769 838
9303200000	Oth sport/hunting/target-shoot shotguns, including combination s	0	227	0	8 512
9303300000	Oth sport/hunting/target-shoot shotguns, excluding combination s	0	100	0	10 634
9303900000	Oth firearm & similar device which operate by the firing of an explo:	0	875	0	331 248
9304001000	Air guns, operating at pressure of less than 7 kg	0	558	0	20 232
9304009000	Oth arms (spring, air/gas guns & pistols) excluding those of heading 9	71	4 206	2 844	373 935
9305100000	Parts and accessories of revolvers or pistols	29	342	1 491	22 448
9305200000	Parts and accessories of shotguns or rifles of heading 9303	592	21 771	15 029	139 055
9305911000	Parts & accessories of military weapons of heading 9301 of leather,	0	1 266	0	14 369
9305919000	Parts & acc of military weapons of head 9301, of oth than leath/tex	796	2 149	40 859	589 592
9305991100	Part & acc of goods of oth arm of head 93040090 of leather/textile	0	1	0	2
9305999900	Parts and accessories of revolver & pistol of heading 9302 of oth lea	1 506	5 914	45 707	480 139
9306210000	Cartridges	458	1 753 803	96 545	77 953 113

I.3. IMPOR MENURUT KOMODITI / IMPORT BY HS COMMODITY
***** DESEMBER/DECEMBER 2012 *****

HS	Uraian Komoditi Commodity Description	Berat Bersih / Net Weight (Kg)		Nilai / Value C.I.F (US\$)	
		Bulan ini Current Month	Kumulatif Cum.Jan. to date	Bulan ini Current Month	Kumulatif Cum.Jan. to date
9306290000	Parts of cartridges, gun pellets	0	19 034	0	2 561 458
9306301100	22 calibre cartridges for revolvers&pistols of heading 9302	0	2 659	0	106 885
9306301900	Oth cartridges oth than 22 calibrecartridges of heading 9302	0	30 332	0	2 481 564
9306302000	Cartridges for riveting/similar tool/forcaptive-bolt humane killer&	1 825	4 180	218 305	301 894
9306309900	Oth cartridges oth than 22 calibrecartridges of oth heading 9302	0	776	0	101 185
9306900000	Bombs,grenades,torpedoes,mines,missiles,similar munitions of wa	77 352	359 861	3 054 586	15 713 032
9307000000	Swords,cutlasses,bayonets,lances&similararms&parts thereof &sc	0	224	0	29 909
9401100000	Seats of a kind used for aircraft	4 522	34 772	395 278	1 858 148
9401201000	Seats of a kind used for motor vehiclesof heading 8702/8703/8704	45 526	722 002	342 447	5 027 994
9401209000	Seats of a kind used for motor vehiclesoth than of heading 8702/8	8 478	159 322	55 619	1 735 768
9401300000	Swivel seats with variable heightadjustment	254 317	5 065 933	839 904	15 413 261
9401400000	Seats oth than garden seats/ campingequipment,convertible intc	1 931	127 056	2 810	306 295
9401510010	Seat of rattan	0	80	0	4 039
9401510020	Seat of bamboo	0	1	0	2
9401590000	Seat of cane,osier or similar material	638	6 750	7 025	38 792
9401610000	Oth seats,with wooden frames,upholstered	190 730	6 057 331	648 890	22 494 710
9401690010	Oth seats,with wooden frames,combinedwith rattan	0	5 572	0	4 596
9401690090	Oth seats,with wooden frames,combinedwith other than rattan	73 573	641 443	286 481	2 786 301
9401710000	Other seats, with metal frames, upholste	313 343	7 616 459	882 896	24 534 035
9401790010	Other seats, with metal frames,combinedwith rattan	0	236 529	0	590 053
9401790090	Other seats, with metal frames,combinedwith other than rattan	570 880	7 669 109	1 046 405	16 448 289
9401800000	Oth seats(oth than those of head 9402)	248 666	3 328 281	795 055	9 089 506
9401901000	Parts of aircraft seats (head 94011000)	34 075	152 301	115 154	531 232
9401903100	headrest stiffeners for seats ofsubheading 94012010,	27 002	278 797	313 338	3 967 954
9401903900	Parts of other seats	833 001	9 949 202	8 133 036	91 289 194
9401904000	Parts of seats of subheading 94013000	88 678	1 047 530	474 284	6 930 127
9401909200	Parts of seats of plastics	418 306	3 884 634	369 467	3 899 801
9401909900	Parts of seats of other than plastics	750 297	7 802 820	2 259 395	27 052 190
9402101000	Medis furniture,dentists chair & partsthereof	41 390	523 841	525 085	6 559 635
9402103000	Medis furniture,barbers chairs&similarchairs thereof & thereof	11 933	188 281	30 378	629 571
9402109000	Other dentists,barbers or similar chairsof medis furniture	12 661	71 839	291 202	973 112
9402901000	Furniture designed for medical,surgical/veterinary purposes&part:	105 649	967 073	1 658 928	9 976 536
9402909000	Oth furniture designed for medical,surgical/veterinary purpose&p:	55 224	578 555	315 546	4 520 581
9403100000	Metal furniture of a kind used in office	399 270	4 276 952	706 621	8 809 544
9403201000	Oth metal furniture, fume cupboards	3 693	189 871	14 599	363 686
9403209000	Oth metal furniture, other thanfume cupboards	2 016 610	28 075 540	3 568 071	47 623 798
9403300000	Wooden furniture of a kindused in offices	244 783	5 911 461	363 885	8 696 147
9403400000	Wooden furniture of a kind usedin the kitchen	207 399	1 900 868	333 266	3 322 698
9403500000	Wooden furniture of a kind usedin the bedroom	882 447	11 852 102	1 483 151	20 830 337
9403601000	Oth wooden furniture,fume cupboard	3 685	328 150	8 039	669 766
9403609000	Oth wooden furniture,oth thanfume cupboard	1 169 620	14 634 569	2 268 454	26 851 222
9403701000	Furniture of plastics for baby walker	5 754	239 130	12 803	508 420
9403702000	Furniture of plastics for fume cupboard	268	30 271	653	351 973
9403709000	Furniture of plastics oth than forbaby walker,fume cupboard	158 732	2 382 712	349 206	7 417 389
9403810010	Bedroom, dining room or living room setsof rattan	0	42 603	0	43 767
9403810020	Bedroom, dining room or living room setsof bamboo	5 141	119 614	6 359	169 506
9403810030	Furniture,of kind used in parksgardens/vestibules of rattan/bambc	68	5 118	100	6 975
9403810090	Other furniture of bamboo or rattan	0	19 325	0	18 234
9403891000	Other furniture of other materials,fume cupboards	369	39 142	506	91 543
9403899010	Bedroom, dining room/livingroom sets of other materials	17 872	1 610 028	16 873	1 921 956
9403899020	Oth furniture of a kind used in parks,garden/vestibules of oth mat:	17	2 247	1 363	2 881
9403899090	Other furniture of cane, osier, bambooor similar materials	45 686	469 830	56 628	740 657
9403901000	Part of baby walkers of furnitureof platic (sub heading 94037010)	6 151	57 787	28 553	147 413
9403909000	Parts of other furniture	450 918	5 485 674	1 327 318	14 198 103
9404100000	Mattress supports	8 951	279 465	64 428	1 218 338
9404210000	Mattresses of cellular rubber orplastics, whether or not covered	24 511	464 613	88 865	1 543 939
9404291000	Mattress springs of other materials	64 858	839 274	307 171	3 626 471
9404292000	Mattress of hyperthermia orhyphothermia type of oth materials	0	9 675	0	80 948
9404299000	Mattress of other materials	106 029	921 205	106 321	914 174
9404300000	Sleeping bags	3 302	36 366	13 981	354 953
9404901000	Quilts,bedspreads & mattress protectors	6 945	70 467	50 977	431 757
9404909000	Other articles of bedding&similar furnishing	171 838	1 113 203	512 099	5 773 157
9405102000	Lamps for operating rooms	409	14 952	52 772	469 936
9405103000	Spotlight	122 874	1 507 065	320 084	4 568 625
9405104000	Fluorescent lamps and lighting fittings	261 579	1 995 432	1 599 209	12 666 102
9405109000	Oth chandeliers&oth elec ceiling/walllighting fitting	122 196	1 586 358	753 544	11 207 310
9405201000	Lamps for operating rooms	19 249	82 840	1 328 300	3 658 383
9405209000	lamps of electric table,desk, bedside/floor-standing lamps	245 493	2 128 960	661 232	7 349 025
9405300000	Lighting sets of a kind used forchristmas trees	6 654	160 369	10 160	558 580
9405402000	Searchlights	13 308	155 703	82 965	787 434
9405404000	Oth. electr lamps of spotlights	60 135	628 499	565 608	4 769 019

I.3. IMPOR MENURUT KOMODITI / IMPORT BY HS COMMODITY
***** DESEMBER/DECEMBER 2012 *****

HS	Uraian Komoditi Commodity Description	Berat Bersih / Net Weight (Kg)		Nilai / Value C.I.F (US\$)	
		Bulan ini Current Month	Kumulatif Cum.Jan. to date	Bulan ini Current Month	Kumulatif Cum.Jan. to date
9405405000	Oth electr lamps,of a kind used forlighting public openspace/thorc	471 295	2 853 818	2 981 656	23 143 521
9405406000	Other exterior lighting	32 754	417 554	531 321	2 996 411
9405407000	Non-flashing aerodrome beacons;lamps forrailwayloc.aircraft.ship	16 124	205 651	216 745	1 379 112
9405408000	Pilot lamp with fitting for electro-thermic domestic applic of headi	832	13 567	4 307	93 580
9405409100	Fibre optic headband lamps of kinddesigned for medical use	47	879	6 452	31 416
9405409900	Other lighting fittings	281 410	1 787 180	1 123 759	11 177 181
9405501100	Non elect. Lamps of oil-burning, of brasfor religious rites	1 864	4 055	1 881	4 707
9405501900	Other non elect. Lamps of oil-burning	62 152	646 614	157 038	1 303 285
9405504000	Hurricane lamps	73 937	812 083	114 206	1 092 853
9405509010	Non elect lighting fittings of plastics,stone, ceramics, glass	1 673	60 529	3 528	217 151
9405509090	Other non elect lighting fittings	2 012	38 446	7 697	220 562
9405601000	Warning signs, street name signs, road &traffic signs	11 456	116 549	9 136	1 047 261
9405609000	Others illuminated signs	31 897	242 835	324 983	2 186 498
9405911000	Parts of glass for lamps for operatingroom	1	377	188	10 511
9405912000	Parts of glass for spotlights	0	6 783	0	60 652
9405914000	Parts of globes and chimneys	2 045	28 764	1 704	69 456
9405915000	Parts of glass for searchlights	0	453	0	5 543
9405919000	Other parts of glass	42 344	614 286	145 969	1 778 625
9405921000	Parts of plastics for lamps fo operatingrooms	12	56	3 538	21 304
9405922000	Parts of plastics for spotlights	420	4 682	4 990	16 241
9405929000	Other parts of plastics	98 029	3 650 555	271 004	6 983 221
9405991000	Parts Lampshades of textile material	110	21 304	4 463	136 353
9405992000	Parts Lampshades of other material	15 354	59 490	135 460	758 257
9405993000	Parts of lamp of subheading 9405.50.11or 9405.50.19	555	2 776	30 821	42 130
9405994000	Parts for searchligts or spotlights	1 392	11 379	20 007	89 152
9405999000	Other parts	119 167	1 728 923	441 793	6 655 004
9406001100	Greenhouses fitted with mechanical/thermal equipment of plastic	61 934	137 219	61 000	186 914
9406001900	Greenhouses fitted with mechanical/thermal equipment oth plasti	69 403	893 107	87 985	4 226 207
9406009200	Other prefabricated buildings of wood	0	60 308	0	274 528
9406009400	Other prefabricated buildings of iron/steel	240 892	8 912 353	658 674	20 789 561
9406009500	Oth prefabricated buildings of plastics/of aluminium	12 910	182 803	18 859	396 793
9406009900	Oth prefabricated buildings oth of wood,iron, plastics, aluminium,	664 026	13 536 388	1 631 324	32 431 226
9503001000	Tricycles, scooters, pedal cars andsimilar wheeled toys; dolls carri	542 087	4 089 812	1 358 449	11 416 982
9503002100	Dolls, whether/not dressed	94 429	928 090	455 470	4 054 679
9503002200	Garments and garments accessories;footwear and headgear of do	1 805	32 215	53 118	624 361
9503002900	Other parts and accessories for dolls	3 941	103 670	93 156	1 688 494
9503003000	Electric trains toys, includ tracks,signals and other accessories ther	22 848	410 318	78 650	2 029 151
9503004010	Reduces size model aircraft assemblykits, working or not	2 546	23 902	17 963	333 222
9503004090	Oth reduced size ("scale") models andsimilar recreational models	237 572	1 947 076	1 709 575	15 584 099
9503005000	Other construction sets & constructionaltoys, of materials other th	0	7 395	0	17 921
9503006000	Stuffed toys representing animals ornon-human creatures	27 794	291 038	282 499	4 473 039
9503007000	Puzzles of all kinds	81 781	400 152	1 210 604	3 657 597
9503009100	Numerical/alphabetical/animal blocks orcut-out; word builders/m.	93 427	350 375	199 835	1 117 510
9503009200	Skipping ropes	2 980	12 623	14 966	51 540
9503009300	Marbles	453 191	4 891 076	126 203	1 286 026
9503009900	Other toys or parts	2 186 469	26 283 869	6 032 944	67 878 784
9504202000	Tables for billiards of all kinds	0	30 380	0	45 410
9504203000	Billiard chalks	1 619	9 235	1 660	10 174
9504209000	Oth articles & accessories for billiardsof all kinds	24 528	352 505	20 311	592 740
9504301000	Pintables or slot machines, operated bycoins and by oth means of	5 628	37 894	49 890	200 355
9504302000	Parts of oth games of wood, paper orplastics	0	1 874	0	4 384
9504309000	Other games, operated by coins and byoth means of payment	160 644	2 388 468	639 496	9 745 484
9504400000	Playing cards	426 301	3 585 568	329 272	2 929 137
9504500000	Video games consoles and machines,oth than those sub heading 9	267 562	1 320 971	13 800 650	23 572 285
9504901000	Bowling requisites of all kind	0	132 643	0	136 595
9504902000	Darts and parts and accesories therefor	11 354	159 404	44 790	308 877
9504903900	Other gambling equipment & paraphernaliaequipment	3	40 102	330	142 261
9504909200	Tables designed for game of wood/plasticnot gambling equipment	1 390	8 268	2 599	14 878
9504909300	Tables designed for games not of wood/plastics, not gambling equ	880	7 997	2 285	25 144
9504909400	Other table designed for games of wood/plastics	274	9 611	325	49 351
9504909900	other table designed for games not wood/plastics	77 131	580 239	280 254	2 923 288
9505100000	Articles for christmas festivities	13 443	928 750	39 625	3 530 112
9505900000	Festive,carnival/oth entertrn.articlesincl conjuring tricks & novelty j	141 315	1 079 846	281 551	3 027 020
9506110000	Skis of snow-skis	0	5 584	0	7 479
9506190000	Other snow-ski equipment	3 357	113 051	8 324	573 959
9506210000	Sailboards	0	4 415	0	61 741
9506290000	Oth water-skis, surf-boards, sailboards& oth water-sport equipme	45 019	170 802	546 531	1 355 929
9506310000	Golf clubs, complete	598	33 615	2 100	299 870
9506320000	Balls for golf	3 270	39 373	17 436	224 117
9506390000	Other golf equipment	7 317	104 749	25 942	322 416
9506401000	Tables tennis	273 500	1 918 754	297 771	2 074 172

I.3. IMPOR MENURUT KOMODITI / IMPORT BY HS COMMODITY
***** DESEMBER/DECEMBER 2012 *****

HS	Uraian Komoditi Commodity Description	Berat Bersih / Net Weight (Kg)		Nilai / Value C.I.F (US\$)	
		Bulan ini Current Month	Kumulatif Cum.Jan. to date	Bulan ini Current Month	Kumulatif Cum.Jan. to date
9506409000	Oth articles & equip for table-tennis	55 829	443 305	140 735	953 686
9506510000	Lawn-tennis rackets, whether/not strung	3 275	51 285	171 240	1 444 458
9506590000	Badminton or similar rackets, whether/not strung	87 391	941 540	261 281	3 452 081
9506610000	Lawn-tennis balls	7 006	82 530	26 617	296 053
9506620000	Inflatable balls	47 999	621 520	247 112	4 408 405
9506690000	Other balls	10 741	247 261	54 388	1 219 955
9506700000	Ice skates & roller skates, incl skating boots with skates attached	43 859	281 236	194 428	1 044 049
9506910000	Artic and equip for general physicsexercise, gymnastics or athletic	676 385	8 585 651	3 164 388	36 110 707
9506990010	Bows and arrows for archery; crossbows	0	255	0	2 894
9506990020	Nets, cricket pads and shin guards	23 352	134 658	103 747	669 463
9506990030	Shuttlecocks	9 899	71 479	28 040	285 859
9506990090	Other articles and equipment for generalphysical exercise	50 939	809 806	169 723	3 401 966
9507100000	Fishing rods	100 212	1 078 022	376 545	4 579 899
9507200000	Fish-hooks, whether/not snelled	54 629	467 263	372 857	2 468 429
9507300000	Fishing reels	57 771	638 595	99 764	1 279 900
9507900000	Oth fishing rods, hooks/reels, oth heading 92.08/97.05	17 450	272 102	43 978	690 291
9508100000	Travelling circuses and travellingmenageries	0	589	0	4 637
9508900000	Roundabouts, swings, shooting galleries & oth fairground amusemer	56 217	2 386 107	842 949	22 205 066
9601100000	Worked ivory and articles of ivory	0	477	0	633
9601901010	Worked mother-of pearl/tortoise- shell & articles of the foregoing	0	164	0	48 905
9601901090	Other worked mother-of pearl/tortoise-shell & articles of the fore	0	1 749	0	59 440
9601909100	Cigar/cigarette cases, tobacco jars; ornamental articles	0	1	0	16
9601909900	Other ornamental article	0	43	0	2 958
9602001000	Gelatin capsules for pharmaceutical products	10 428	119 980	270 567	2 769 643
9602002000	Cigar/cigarette cases, tobacco jars and household ornamental artic	1 296	9 006	3 392	34 816
9602009000	Oth worked veget/minerl carving material & articles of these mater	5 326	101 897	98 307	461 382
9603101000	Brushes consisting of twig/oth vegetable materials bound together	17 671	236 188	85 800	494 873
9603102000	Brooms consisting of twig/oth vegetable materials bound together	14 698	169 390	6 213	324 427
9603210000	Tooth brushes, incl dental-plate brushes	167 928	1 639 854	1 436 665	14 639 504
9603290000	Shaving brushes, hair brush, nail brush, eyelash & oth brush for use c	36 144	544 816	204 222	2 188 418
9603300000	Artists' brushes, writing brush & similar brushes for the application c	74 031	656 684	331 130	2 840 018
9603400000	Paint, distemper, varnish/similar brushes oth than 9603.30; Paint p	381 006	5 376 412	472 410	7 275 732
9603500000	Oth brushes constituting part of machine, appliances or vehicles	96 036	629 552	387 269	3 177 881
9603901000	Prepared knots and tufts for broom or brush making	17 677	164 927	19 268	300 145
9603902000	Hand-operated mechanical floor sweepers, not motorised	36 839	471 966	85 039	1 637 973
9603904000	Other brushes	493 140	3 439 649	706 085	6 695 031
9603909000	Mops and feather dusters; squeegees (oth than roller squeegees)	436 539	3 811 750	896 547	9 203 790
9604001000	Hand sieves and hand riddles of metal	329	42 589	2 175	129 367
9604009000	Hand sieves and hand riddles of other material	344	22 605	6 654	103 809
9605000000	Travel sets for personal toilet, sewing or shoe or clothes cleaning	1 760	61 489	25 668	156 881
9606101000	Press-fasteners, snap-fasteners and press-studs and part therefor c	16 746	187 167	220 845	2 053 672
9606109000	Press-fasteners, snap-fasteners and press-studs and part therefor c	53 150	550 860	783 904	8 320 029
9606210000	Buttons of plastics, not covered with textile material	184 103	2 703 704	2 661 740	35 361 822
9606220000	Buttons of base metal, not covered with textile material	85 543	1 594 491	1 367 362	19 462 367
9606290000	Other buttons	125 348	1 558 321	1 536 225	15 915 317
9606301000	Button moulds & other parts of buttons; button blanks, of plastics	3 608	39 954	145 414	851 152
9606309000	Button moulds & other parts of buttons; button blanks, of other m	7 320	91 010	101 510	1 363 285
9607110000	Slide fasteners fitted with chain scoop of base metal	117 407	1 797 764	1 379 306	22 063 807
9607190000	Other slide fasteners	293 627	3 807 030	2 557 848	45 367 597
9607200000	Parts of slide fasteners	242 993	4 357 638	1 690 291	20 123 214
9608101000	Ball point pens of plastics	97 529	1 073 398	265 584	2 503 285
9608109000	Ball point pens of other material Oth. ball point pens of plastics	162 812	2 010 320	217 500	5 939 166
9608200000	Felt tipped & other porous-tipped pens and markers	67 047	695 466	190 660	1 912 229
9608301000	Indian ink drawing pens	229	8 873	11 268	60 544
9608309000	Oth fountain pens, stylograph pens and other pens	87 063	736 642	121 291	1 422 037
9608400000	Propelling or sliding pencils	33 000	237 637	95 310	925 381
9608500000	Sets of articles from two or more of the foregoing subheadings	23 177	702 545	46 343	1 580 330
9608601000	Refills for ball point pens, comprising the ball point & ink-reservoir c	3 950	47 793	16 716	285 737
9608609000	Refills for ball point pens, comprising the ball point & ink-reservoir c	27 605	256 766	34 366	1 617 028
9608911000	Pen nibs and nib points of gold or gold plated	0	10	0	434
9608919000	Pen nibs and nib points of oth material	10 018	134 314	221 274	2 981 100
9608991000	Duplicating stylos	1 346	16 541	1 201	28 949
9608999100	Parts of ball point pens of plastics	5 576	56 186	98 483	546 154
9608999900	Penholders, pencil-holders & similar holder; parts of ball point of oth	98 090	1 057 566	659 488	7 561 777
9609101000	Black pencils, with lead encased in a rigid sheath	62 895	1 074 377	95 791	2 735 057
9609109000	Crayons & oth pencils with lead encased in a rigid sheath	129 479	1 094 921	277 503	2 265 019
9609200000	Pencil leads, black or coloured	122 685	1 334 251	396 671	6 533 649
9609901000	Slate pencils for school slates	5	45 810	17	225 269
9609903000	Pencils & crayons other than those of subheading 9609.10	141 010	790 415	194 756	1 202 369
9609909100	Writing or drawing chalks	5 052	36 162	11 666	44 964
9609909900	Pastels, drawing charcoals, tailors' cha and other pencils	50 573	918 281	88 360	1 710 175

I.3. IMPOR MENURUT KOMODITI / IMPORT BY HS COMMODITY
***** DESEMBER/DECEMBER 2012 *****

HS	Uraian Komoditi Commodity Description	Berat Bersih / Net Weight (Kg)		Nilai / Value C.I.F (US\$)	
		Bulan ini Current Month	Kumulatif Cum.Jan. to date	Bulan ini Current Month	Kumulatif Cum.Jan. to date
9610001000	School slates, with writing or drawingsurfaces	0	108 035	0	214 994
9610009000	Boards and oth slates, with writing ordrawing surfaces	29 332	173 560	73 830	589 297
9611000000	Date, seal/numbering stamps & the like,in the hand operatd;hand	17 291	232 214	307 706	1 587 044
9612101000	Ribbons of textile fabric	11 884	282 164	145 945	3 149 837
9612109000	Ribbons of other materials or similarribbons	55 553	1 542 729	768 250	15 977 583
9612200000	Ink-pads	11 208	42 285	44 024	125 360
9613101000	Pocket lighters, gas fuelled, non-refillable of plastics	1 175 458	10 774 796	1 737 028	18 888 673
9613109000	Pocket lighters, gas fuelled, non-refillable of other materials	63 270	143 572	31 112	119 525
9613201000	Pocket lighters, gas fuelled, refillableof plastics	32 245	342 363	43 328	672 791
9613209000	Pocket lighters, gas fuelled, refillableof other materials	14 650	14 824	10 950	12 869
9613801000	Piezo-electric lighters for stoves andranges	11 387	110 140	55 924	452 327
9613803000	Cigarette lighters or table lighter ofother materials	0	8 814	0	9 000
9613809000	Other lighters	3 874	69 435	116 444	1 528 428
9613901000	Refilled cartridge or oth receptaclespart of mechncl lighter,cont li	279	18 176	13 815	259 669
9613909000	Other parts of lighters	123 948	1 086 695	894 555	9 836 949
9614001000	Roughly shaped blocks of wood or rootfor the manufacture of pipe	0	5 464	0	4 485
9614009000	Smoking pipes and cigar or cigaretteholder and parts thereof	2 815	25 023	13 893	320 785
9615112000	Combs, hair-slides and the likeof hard rubbers	16 789	198 519	32 140	405 860
9615113000	Combs, hair-slides and the likeof plastics	183 321	6 794 027	386 018	13 089 998
9615190000	Combs, hair-slides and the likeother than hard rubbers or plastics	131 138	3 231 626	253 367	5 382 149
9615901100	Decorative hair pins of aluminium	1	12 897	1	98 520
9615901200	Decorative hair pins of iron or steel	4 940	33 908	8 701	166 342
9615901300	Decorative hair pins of plastics	593	33 812	1 298	112 422
9615901900	Other decorative hair pinsOth. decorative hair pins	22 464	245 861	37 395	477 082
9615902100	Parts of combs, hair pins and the likeof aluminium	0	50	0	95
9615902200	Parts of combs, hair pins and the likeof iron or steel	0	65	0	690
9615902300	Parts of combs, hair pins and the likeof plastics	1 747	2 957	1 405	2 503
9615902900	Other parts of combs, hair pins,and the like	55	65	43	97
9615909100	Curling grips, hair-curlers and the likeof aluminium	0	38 705	0	168 951
9615909200	Curling grips, hair-curlers and the likeof iron or steel	73	4 299	1 680	46 894
9615909300	Curling grips, hair-curlers and the likeof plastics	4 937	6 790	9 872	18 627
9615909900	Other curling grips, hair-curlersand the like	22 404	121 240	36 029	289 147
9616101000	Scent sprays and similar toilet sprays	97 209	1 532 597	757 183	10 086 713
9616102000	Mounts and heads of scent spraysand similar toilet sprays	72 740	1 506 070	401 259	6 244 406
9616200000	Powder-puffs & pads for the applicationof cosmetics or toilet prep	22 639	255 697	294 655	4 304 018
9617001000	Vacuum flasks and other vacuum vessels	177 020	1 873 006	362 439	4 715 676
9617002000	Parts of vacuum flasks or vacuum vessels	406	32 558	5 290	83 906
9618000000	Tailor' dummies, oth lay figure;automata& animated displ. shop w	17 629	270 355	182 501	2 095 548
9619001100	Disposable sanitary towel,tanpon,napkinwith an absorbent core of	200 135	2 516 219	541 372	8 943 176
9619001900	Oth disposable sanitary towel, tampons,napkins and napkinsliners	3 978 098	35 460 295	14 391 463	135 074 158
9619009110	Sanitary towel,tampon,napkin, knitted orcrocheted with an absorbt	264	5 084	597	39 410
9619009190	Sanitary towel,tampon,napkin, knitted orcrocheted with an absorbt	0	1 509	0	7 675
9619009990	Oth sanitary towel, tampons, napkins,with an absorbent core of w	1 495	110 697	8 000	293 234
9701100000	Paintings, drawings and pastels,executedentirely by hand	16 401	117 249	108 448	1 198 320
9701900000	Colleges & similar decorative plaquesexecuted entirely by hand	8 288	71 447	36 294	432 105
9702000000	Original engravings, prints & lithographs	1 397	50 105	1 995	63 650
9703001000	Original sculptures & statuary of metalsculptures and statuary, in a	9 056	28 242	33 742	286 136
9703002000	Original sculptures & statuary of stonesculptures and statuary, in a	113 010	524 860	25 912	130 171
9703003000	Original sculptures & statuary of plastisculptures and statuary, in a	7 603	20 249	24 683	62 314
9703004000	Original sculptures & statuary of woodsculptures and statuary, in a	0	12 174	0	21 207
9703005000	Original sculptures & statuary of claysculptures and statuary, in an	93	9 479	442	14 744
9703009000	Original sculptures & statuary of othersculptures and statuary, in a	16 824	140 145	29 304	194 979
9704000000	Postage/revenue stamps, stamp postmark,first-day covers, stamp	989	1 309	958	32 241
9705000010	Collection and collectors pieces ofzoological interest	0	233	0	18 608
9705000090	Collection and collectors pieces ofother interest	0	340	0	8 065
9801101000	Sedan of head 8703 with cylinder cap <1500 cc, incompletely knoc	43	280	10 150	51 092
9801102000	Oth vhcl of head 8703 with (4x2) systemincompletely knocked dov	1 319 258	24 700 442	17 289 775	304 481 317
9801103000	Oth vhcl of head 8703 with (4x4) systemincompletely knocked dov	248	280	5 560	25 660
9801201000	Vhcls of head 8704 with gross weight<=5 ton, incompletely knocke	164 670	3 331 567	2 487 870	49 676 483
9801202000	Vhcls of head 8704 with 5 ton < grossweight <= 24 ton, incmpltly k	5 787 146	72 036 759	71 437 881	912 546 315
9801203000	Vhcls of head 8704 with gross weight>24 ton,incmpltly knocked dc	2 190 939	54 471 280	27 816 501	699 306 666
9801302000	Vhcls of head 8702 with 5 tons < grosweight <= 24 ton, incmpltly k	778 660	6 747 925	8 509 272	76 416 062
9802100000	Rotary internal/spark-ignition combustcomprsn-ignition pist engin	198 123	3 384 672	5 098 464	63 321 179
9802200000	Gear boxes, of incomplete knocked down	91 412	1 570 127	1 684 380	26 670 000
9802300000	Drive-axles, of incomplete knocked down	27 338	480 096	515 443	7 898 727
9803000000	Blank for motor vehicles component, madefrom base metal	781 974	14 314 216	3 505 383	53 746 784
TOTAL IMPOR		11 337 015 107	136 373 421 556	15 581 977 290	191 691 001 109

I.4. IMPOR MENURUT NEGARA ASAL / IMPORT BY COUNTRY OF ORIGIN
***** DESEMBER/DECEMBER 2012 *****

Country Code	Negara Asal Country of origin	Berat bersih / Net weight (Kg)		Nilai / Value C.I.F (US \$)	
		Bulan ini Current month	Kumulatif Cum. Jan. to date	Bulan ini Current month	Kumulatif Cum. Jan. to date
111	JP Japan	394 170 647	4 765 148 489	1 613 735 892	22 767 831 664
112	HK Hong Kong	23 657 371	230 356 247	156 829 131	1 930 212 884
113	KP Korea, Democratic People's Republic	6 470 605	50 859 998	8 236 259	61 560 840
114	KR Korea, Republic Of	1 018 364 931	7 871 153 395	1 374 204 712	11 970 370 657
115	TW Taiwan	248 510 490	2 529 153 473	398 492 940	4 692 768 919
116	CN China	1 222 421 427	14 465 628 890	2 545 881 726	29 387 074 068
117	MN Mongolia	0	63 096	0	62 640
118	MO Macau	21 399	306 489	280 146	3 853 496
120	PG Papua New Guinea	2 989 148	34 291 066	8 138 549	56 829 309
121	TH Thailand	570 719 493	8 397 998 817	773 503 878	11 437 238 797
122	SG Singapore	1 625 520 222	19 163 026 554	2 137 375 658	26 087 258 529
123	PH Philippines	14 152 920	199 886 773	58 865 456	799 712 139
124	MY Malaysia	824 778 771	11 456 536 194	850 389 680	12 243 573 114
125	MM Myanmar (form. Burma)	3 967 794	78 538 662	4 193 386	63 532 625
126	KH Cambodia	356 079	11 621 225	2 083 126	11 572 296
127	BN Brunei Darussalam	81 433 051	511 217 640	65 622 407	419 793 744
128	LA Lao People's Democratic Republic	110	939 159	4 643	3 301 245
129	NP Nepal	249	2 291	12 926	63 517
130	BT Bhutan	0	6 005	0	27 408
131	VN Viet Nam	634 252 148	3 568 394 392	320 876 867	2 595 006 406
132	MV Maldives	0	18 130	0	37 685
133	IN India	339 166 392	4 537 550 830	295 127 914	4 305 643 140
134	PK Pakistan	28 919 296	402 569 811	19 301 366	273 224 555
135	BD Bangladesh	4 488 372	39 980 899	5 015 769	48 698 149
136	LK Sri Lanka	11 255 431	180 514 475	6 531 043	98 022 145
137	AF Afghanistan	2	9 423	217	61 067
138	ID Indonesia	12 757 155	56 031 296	15 130 413	161 143 979
141	IQ Iraq	0	89 661	0	106 035
142	IR Iran (islamic Republic Of)	22 513 700	999 040 291	16 039 095	773 507 882
143	SA Saudi Arabia	386 180 831	5 678 711 933	359 352 069	5 199 395 114
144	IL Israel	80 199	1 732 181	1 112 909	14 021 635
145	KW Kuwait	103 693 322	2 238 465 873	102 220 153	2 181 484 447
146	JO Jordan	103 613 103	978 704 930	28 648 701	342 096 726
147	YD P. Dem.rep. Of Yemen	0	762	0	1 540
148	LB Lebanon	29 611	790 384	46 478	2 727 740
149	PN Palestina	46 050	68 168	12 334	1 001 880
151	YE Yemen	8 415	2 900 728	131 222	2 063 808
152	OM Oman	8 873 160	145 894 841	13 144 047	226 184 546
153	SY Syria Arab Republic	0	258 728	0	1 612 316
154	TR Turkey	17 764 874	401 667 548	14 730 646	304 868 928
155	AE United Arab Emirates	141 757 677	1 789 288 735	139 516 805	1 731 105 408
156	QA Qatar	203 338 495	1 633 383 053	213 801 123	1 595 897 420
157	BH Bahrain	586 164	20 893 754	1 233 545	74 908 267
158	CY Cyprus	5	5 396 999	2 333	3 433 292
211	EG Egypt	96 069 339	1 254 179 496	13 623 691	222 852 842
212	LY Libyan Arab Jamahiriya	157 326	599 356 629	284 972	511 266 733
213	MA Morocco	9 904 393	245 568 584	11 140 294	188 023 011
214	TN Tunisia	1 319 564	18 617 907	1 027 517	23 477 512
215	DZ Algeria	463 420	343 163 521	103 007	308 113 614
216	SD Sudan	1 494	2 162 396	6 073	1 896 118
217	ER Eritrea	25	2 840	886	756 060
218	LS Lesotho	0	4	0	829
219	NA Namibia	0	4 252 434	0	2 409 122
221	ET Ethiopia	317 465	10 346 354	617 992	8 133 363
222	TZ Tanzania, United Republic Of	3 548 199	23 273 923	6 677 231	63 760 977
223	MG Madagascar	249 493	7 951 984	3 355 078	91 147 954
224	SO Somalia	0	129 590	0	602 675
225	KE Kenya	1 313 227	8 330 191	1 535 918	15 846 406
226	RE Reunion	800	6 369 276	12 462	1 343 805
227	MZ Mozambique	1 201 518	11 627 648	2 390 157	21 055 400
228	BW Botswana	0	132	0	2 202
229	GQ Equatorial Guinea	0	6	0	7 710
230	TG Togo	100 218	21 521 852	187 799	18 139 031
231	GH Ghana	353 018	8 143 596	1 047 258	15 697 925
232	LR Liberia	53 639 000	63 385 288	1 520 100	6 609 371
233	GN Guinea	0	1 016 019	0	828 267
234	AO Angola	223 030	605 314 660	991 777	503 458 931
235	CG Congo	21 591	1 692 146	17 396	1 346 524
236	CM Cameroon	590 218	8 946 213	986 734	14 874 064
237	NG Nigeria	243 422 598	3 155 939 197	207 403 849	2 770 663 509
238	SL Sierra Leone	80	7 033 878	1 228	2 701 290
239	GA Gabon	0	2 477 395	0	1 266 406
240	CI Cote D'ivoire	100 796	17 270 762	192 545	38 472 251
241	SN Senegal	471 590	6 635 848	182 245	3 047 817
242	MR Mauritania	279 350	5 790 116	108 947	2 548 088
243	ML Mali	852 800	16 716 147	1 640 993	33 120 083
244	BJ Benin	104 080	7 729 887	41 736	13 253 005

I.4. IMPOR MENURUT NEGARA ASAL / IMPORT BY COUNTRY OF ORIGIN
***** DESEMBER/DECEMBER 2012 *****

Country Code	Negara Asal Country of origin	Berat bersih / Net weight (Kg)		Nilai / Value C.I.F (US \$)	
		Bulan ini Current month	Kumulatif Cum. Jan. to date	Bulan ini Current month	Kumulatif Cum. Jan. to date
245	BF Burkina Faso	904 381	13 453 986	1 651 793	30 082 983
247	GM Gambia	0	1 681 888	0	722 384
248	VI U.s. Virgin Islands	52 022	408 599	251 266	2 068 714
249	SC Seychelles	2 636	93 668	15 030	346 919
251	UG Uganda	1 856 010	11 300 950	2 310 120	24 041 590
252	CF Central African Republic	203 738	5 862 958	366 113	9 103 854
253	NE Niger	18 600	138 908	79 000	1 130 662
254	TD Chad	0	2 578 716	0	5 175 139
255	DJ Djibouti	0	1 680 113	0	1 415 331
256	SH Saint Helena	0	16 201	0	473 841
257	ST Sao Tome And Principe	0	2	0	622
260	SZ Swaziland	60 217	577 971	148 888	4 766 797
261	ZA South Africa	51 224 440	707 841 548	46 265 082	661 981 121
262	ZW Zimbabwe	1 375 691	15 231 214	2 654 364	46 990 743
263	ZM Zambia	836 975	6 118 942	1 537 693	11 782 915
264	MW Malawi	660 792	2 970 763	1 151 910	6 072 397
265	KM Comoros	0	50 467	0	546 517
267	MU Mauritius	12 412	5 469 104	148 266	6 894 792
268	RW Rwanda	0	2 381	0	42 128
298	VG Virgin Islands (british)	5 986	786 951	48 203	3 064 836
311	AU Australia	640 811 624	9 126 284 908	456 164 925	5 297 647 618
312	NZ New Zealand	39 003 811	585 056 749	54 657 436	696 253 737
318	FM Micronesia, Federated States Of	85	2 535	303	8 040
319	GU Guam	0	12	0	844
320	PW Palau	0	2	0	24
321	NR Nauru	0	441	0	10 653
322	NC New Caledonia	19	91 252	235	318 725
323	NU Niue	2	2	98	98
324	MP Northern Mariana Islands	0	90	0	492
325	VC Saint Vincent And The Grenadines	20 900 000	21 161 030	1 463 000	1 579 281
326	VU Vanuatu	60 000	120 003	142 980	275 357
328	IO British Indian Ocean Territory	2 770	25 751	142 486	351 444
331	AS American Samoa	52 128	1 679 021	251 816	23 572 756
332	CK Cook Islands	0	5 048	0	42 324
333	FJ Fiji	533 020	2 879 736	103 176	1 512 505
334	KI Kiribati	1	82	1	824
335	MH Marshall Islands	12	6 554 013	6 153	21 506 163
336	WS Samoa	9	110 700	120	310 608
337	SB Solomon Islands	30 000	6 105 957	76 563	3 376 924
338	TO Tonga	0	102	0	411
339	TV Tuvalu	0	1 598 194	0	2 560 425
340	CX Christmas Islands	0	39 000 017	0	6 244 218
341	UM United States Minor Outlying Island	0	54	0	3 687
342	CC Cocos (keeling) Islands	0	134	0	10 805
343	TK Tokelau	0	602	0	95 601
391	TL East Timor	129 502	818 472	25 082	632 501
411	US United States	544 613 661	6 097 472 541	829 999 377	11 602 612 050
412	CA Canada	232 127 995	2 758 909 447	163 418 323	1 810 746 039
421	MX Mexico	51 185 054	127 073 454	60 232 366	568 439 129
422	GT Guatemala	194	244 708	2 353	908 749
423	HN Honduras	188 477	2 521 198	62 558	1 301 900
424	NI Nicaragua	66	66 707	1 417	1 327 306
425	PA Panama	7 048 867	113 427 704	20 169 024	225 225 547
426	CU Cuba	6	297 590	27	1 253 149
427	CB Curacao	0	1 503	0	25 370
428	SR Suriname	0	4 348 890	0	1 829 260
431	CL Chile	5 588 751	258 657 556	9 690 692	206 640 932
432	VE Venezuela	766	95 017	31 112	690 687
433	AR Argentina	216 339 776	3 201 208 112	135 801 839	1 756 278 765
434	BR Brazil	280 022 914	2 674 330 979	206 380 039	1 970 951 038
435	CO Colombia	1 292 556	9 750 001	1 808 321	19 529 171
436	BO Bolivia	79 200	224 805	492 680	1 165 505
437	UY Uruguay	2 123 626	27 776 613	1 505 539	19 997 584
438	PY Paraguay	8 072 394	28 622 839	2 970 032	19 553 780
441	EC Ecuador	161 269	2 293 283	271 588	6 830 487
442	PE Peru	28 976 506	139 402 263	7 238 555	72 678 999
443	GY Guyana	110 820	2 775 683	68 154	1 311 789
444	TT Trinidad And Tobago	354	53 052 098	15 047	24 174 721
445	BS Bahamas	232	190 109	1 232	105 061
446	JM Jamaica	170	1 533 492	1 642	931 199
447	PR Puerto Rico	4 698	2 804 931	731 017	9 553 981
448	BZ Belize	2 103	9 337 750	28 907	4 266 709
449	DO Dominican Republic	229	6 326 011	22 404	3 842 904
450	SV El Salvador	1 461	1 352 450	4 286	1 209 610
451	CR Costa Rica	252 558	2 240 173	805 452	8 513 358
452	HT Haiti	343	8 761 169	9 844	4 008 463
453	BB Barbados	17	2 563 287	1 992	1 147 927

I.4. IMPOR MENURUT NEGARA ASAL / IMPORT BY COUNTRY OF ORIGIN
***** DESEMBER/DECEMBER 2012 *****

Country Code	Negara Asal Country of origin	Berat bersih / Net weight (Kg)		Nilai / Value C.I.F (US \$)	
		Bulan ini Current month	Kumulatif Cum. Jan. to date	Bulan ini Current month	Kumulatif Cum. Jan. to date
454	AG Antigua And Barbuda	2 873 000	8 584 297	4 150 000	5 747 659
455	AI Anguilla	0	1 197	0	20 406
456	AW Aruba	0	48 983 229	0	5 792 267
457	BM Bermuda	39	68 056 754	319	71 845 792
458	CV Cape Verde	0	391	0	3 946
459	KY Cayman Islands	17 725	18 612	1 195 606	1 243 309
460	DM Dominica	0	1 233 316	0	595 071
461	FK Falkland Islands (malvinas)	0	1 349	0	35 398
462	GF French Guiana	3 195	3 195	50 086	50 086
463	PF French Polynesia	0	26 926	0	71 712
464	GL Greenland	19 800	717 739	61 798	3 236 456
465	GD Grenada	0	9 460	0	73 380
466	MQ Martinique	0	25 845	0	18 596
467	AN Netherlands Antilles	17 630	150 737	1 026 963	2 073 560
468	NF Norfolk Islands	26 400	138 000	130 980	828 834
469	LC Saint Lucia	0	240 160	0	129 228
470	SM San Marino	26	450	987	4 338
471	TC Turks And Caicos Islands	0	80	0	1 446
472	GP Guadeloupe	0	50 283	0	13 506
473	KN Saint Kitts And Nevis	0	9	0	2 198
511	GB United Kingdom	45 927 487	666 699 639	89 189 938	1 366 326 556
512	NL Netherlands	16 964 409	315 645 910	65 995 717	880 229 830
513	FR France	27 747 856	522 739 539	291 172 444	1 924 215 169
514	DE Germany, Fed. Rep. Of	64 003 314	877 457 823	379 885 158	4 188 549 129
515	AT Austria	2 478 916	42 401 787	19 509 329	324 475 509
516	BE Belgium	21 386 704	337 527 070	44 173 720	628 139 296
517	CH Switzerland	2 072 565	109 755 951	36 308 358	541 674 931
518	LU Luxembourg	196 730	4 234 077	490 960	9 097 663
520	MC Monaco	238	35 463	7 490	554 066
521	DK Denmark	4 832 867	43 641 652	17 002 942	173 488 072
522	NO Norway	16 376 502	201 549 931	12 256 147	234 837 073
523	SE Sweden	21 052 665	252 654 323	100 706 364	1 298 715 955
524	FI Finland	4 089 843	65 713 934	87 493 843	448 813 354
525	IE Ireland	2 344 026	36 221 152	5 467 865	109 866 817
526	IT Italy	49 528 114	468 589 104	141 005 349	1 523 826 538
527	ES Spain	7 509 372	120 894 399	37 206 566	459 090 428
528	PT Portugal	189 390	5 432 607	1 945 657	27 944 604
529	IS Iceland	13	1 023 701	357	852 632
530	MS Montserrat	0	2	0	355
531	GR Greece	13 930 545	164 682 129	12 043 103	122 874 633
532	VA Vatican City State (holy See)	0	67 733	0	99 353
533	AD Andorra	480	22 362 571	3 092	22 612 842
534	LI Liechtenstein	919	13 902	31 260	385 925
540	CD Democratic Republic Of The Congo	16 500	1 735 232	14 850	3 775 110
542	HU Hungary	227 370	3 381 764	17 328 750	162 368 663
543	PL Poland	8 681 166	51 637 004	18 387 789	127 405 365
544	RO Romania	126 492	2 873 848	3 578 542	66 255 702
545	BG Bulgaria	1 846 860	21 064 855	2 139 349	28 219 572
548	AL Albania	50 412	328 029	86 539	635 056
549	AM Armenia	0	32 369	0	169 892
550	AZ Azerbaijan	133 188 061	1 463 626 194	108 702 323	1 233 541 114
551	BY Belarus	3 063 258	134 592 539	2 131 900	86 838 823
552	KZ Kazakhstan	1 693 035	52 469 608	3 607 454	54 718 175
553	KG Kyrgyzstan	7 884	229 645	25 003	1 467 726
554	MD Moldova, Republic Of	1 228	29 831	24 281	677 591
555	TJ Tajikistan	0	3 628 492	0	7 624 315
556	TM Turkmenistan	164	695 305	6 262	1 279 038
557	UA Ukraine	51 906 868	1 270 967 417	84 442 959	774 075 977
558	UZ Uzbekistan	0	105 242	0	319 824
559	LT Lithuania	109 490	44 083 849	200 576	18 002 047
560	LV Latvia	23 333	2 261 323	264 764	5 723 268
561	EE Estonia	69 555	4 084 860	224 776	89 336 640
562	GE Georgia	1 650	4 007 330	89 954	6 858 707
563	HR Croatia	790 525	2 354 479	4 507 764	10 843 834
564	BA Bosnia And Herzegovina	58 256	348 514	92 786	648 976
565	MT Malta	36 856 162	37 965 087	2 352 444	3 905 130
566	SK Slovakia	24 204	2 108 302	487 101	9 019 596
567	SI Slovenia	105 790	1 762 357	715 622	13 851 689
568	CZ Czech Republic	8 565 843	49 942 131	20 900 861	119 028 640
569	GS South Georgia And The South Sa	0	2 099	0	6 155
570	MK Rep. Of Macedonia	22	62 555	4 853	589 922
571	FO Faeroe Islands	0	1	0	17
572	RU Russia Federation	177 514 187	3 809 992 402	146 795 359	2 505 659 133
573	RS Serbia	335	1 658	661	11 079
TOTAL IMPORT		11 337 015 107	136 373 421 556	15 581 977 290	191 691 001 109

I.5. IMPOR MENURUT PROPINSI DAN PELABUHAN BONGKAR
IMPORT BY PROVINCE AND PORT OF IMPORTATION
***** DESEMBER/DECEMBER 2012 *****

Kode	Pelabuhan Bongkar Port of Importation	Berat bersih / Net weight (Kg)		Nilai / Value C.I.F (U S \$)	
		Bulan ini Current month	Kumulatif Cum. Jan. to	Bulan ini Current month	Kumulatif Cum. Jan. to
	ACEH	1 021 898	104 832 149	1 539 062	85 316 413
101	IDSBG Aceh - Sabang	0	38 854	0	238 955
104	IDLSW Lhok Seumawe	0	20 567 827	0	25 188 982
108	IDMEQ Meulaboh	0	12 001 180	0	40 314 091
110	IDSIN Sinabang	0	402 400	0	234 317
113	IDSKL Singkel	0	120	0	3 028
117	IDKRU Krueng R. Malahayati	0	5 585 469	0	3 879 687
118	IDKLS Kuala Langsa	1 021 898	2 099 299	1 539 062	3 090 249
119	IDLHK Lhok Nga	0	64 137 000	0	12 367 104
	SUMATERA UTARA	638 013 603	6 813 898 614	431 190 601	5 164 750 097
143	IDTPR Tanjung Pura	0	25 090	0	219 687
144	IDBLW Belawan	570 925 670	6 061 187 924	405 861 964	4 775 624 884
145	IDTJB Tanjung Balai Asahan	2 779 200	39 829 709	1 444 380	22 411 783
165	IDPTE Pulau Tello	0	134 782	0	394 520
166	IDMES Medan / Polonia (u)	37 143	1 094 290	1 394 614	89 420 968
167	IDMDN Medan (ptt)	0	3 270	0	19 999
169	IDKPN Kotapinang, Baru	0	123 779	0	976 306
170	IDKTJ Kuala Tanjung	64 271 590	711 499 770	22 489 643	275 681 950
	SUMATERA BARAT	110 493 370	1 580 604 279	97 876 712	1 242 927 433
191	IDTBY Padang/tl.bayur	110 493 360	1 580 357 671	97 873 051	1 223 858 337
192	IDPDG Padang / Tabing (u)	10	6 278	3 661	2 100 853
194	IDPAD Padang (ptt)	0	240 330	0	16 968 243
	RIAU	268 197 096	3 329 153 723	155 631 306	2 261 998 469
221	IDBAG Bagan Siapi-api	0	173 604	0	202 633
225	IDDUM Dumai	152 493 704	2 022 070 710	77 344 914	1 084 861 735
227	IDSEQ Sungai Pakning	0	88 000	0	363 006
228	IDBLS Bengkalis	229 058	4 997 666	102 892	3 722 189
230	IDSPA Selat Panjang	19 674	675 524	14 428	2 240 932
231	IDSSI Siak Sri Indrapura	607 288	1 644 064	244 606	1 895 036
233	IDPEK Pekanbaru (rumbai)	784 494	14 347 429	780 666	28 701 131
235	IDSUQ Sungai Guntung	968 171	45 643 105	16 242 550	111 032 288
242	IDTEM Tembilahan	1 080 439	12 857 590	1 974 903	58 404 205
244	IDRGA Rengat	0	2 720 046	0	2 285 097
261	IDPKU Simpang Tiga (u)	2 572	17 560	432 402	15 235 724
264	ID264 Bagan Siapi-api(u)	0	2	0	58
273	IDPAK Pekanbaru	6 022 934	114 975 659	8 086 042	107 935 632
277	IDBUN Buatan	1 362 437	343 366 925	1 600 945	168 113 259
278	IDPWG Perawang, Sumatra	104 626 325	765 575 839	48 806 958	677 005 544
	JAMBI	23 924 754	138 873 683	16 207 027	120 137 023
291	IDKTK Kuala Tungkal	18 197 594	107 101 397	11 885 380	88 561 603
292	IDMSA Muara Sabak	4 493 616	24 219 317	3 120 964	19 368 042
293	IDDJM Jambi	1 233 544	7 552 969	1 200 683	12 207 378
	SUMATERA SELATAN	38 682 060	589 532 956	29 646 198	506 686 775
334	IDPLM Sm.badaruddin (u)	0	2 518	0	251 393
340	IDMRI Musi River/boom Baru	38 682 060	589 530 438	29 646 198	506 435 382
	BENGGULU	2 063 282	42 678 748	1 401 711	41 244 001
361	IDBKU Bengkulu	2 063 282	42 678 748	1 401 711	41 244 001
	LAMPUNG	188 342 698	3 613 096 523	158 129 513	3 249 778 322
363	IDKRI Krui	0	103 126	0	204 840
364	IDKTA Kota Agung	46 650 290	1 776 009 767	49 135 297	1 716 164 505
395	IDPJG Panjang	141 692 408	1 836 983 630	108 994 216	1 533 408 977
	BANGKA BELITUNG	4 611 316	77 591 972	10 011 047	88 965 630
321	IDMUO Muntok	0	1 234 000	0	13 162 712
323	IDPGX Pangkal Balam	1 993 454	61 533 883	2 105 720	47 731 853
328	IDTPD Tanjung Pandan	353 000	6 012 214	6 393 816	18 536 833
335	IDPGK Pangkal Pinang (u)	0	1 632	0	86 487
339	IDBLJ Belinju	2 264 862	8 810 243	1 511 511	9 447 745
	KEPULAUAN RIAU	608 390 063	6 820 048 295	1 111 162 763	13 210 306 779
248	IDTBK Tg Balai Karimun	129 296	275 834 449	248 224	315 106 137
249	IDPSS Pulau Sambu	0	90 103 248	0	105 629 248
250	IDIAN Tanjung Uban	232 261 988	2 268 537 922	237 991 228	2 624 862 337
251	IDTPN Tanjung Pinang	565 696	12 748 816	452 582	16 747 764
252	IDTER Terempa	534 427	6 076 002	1 057 800	93 453 470
254	IDTBT Tanjung Batu, Riau	3 722 207	4 685 887	15 119 633	16 181 031
257	IDBPD Belakang Padang	0	7 010 424	0	19 181 287
258	IDBTU Batu Ampar	163 595 670	2 157 973 070	387 051 989	5 343 803 009

I.5. IMPOR MENURUT PROPINSI DAN PELABUHAN BONGKAR
IMPORT BY PROVINCE AND PORT OF IMPORTATION
***** DESEMBER/DECEMBER 2012 *****

Kode	Pelabuhan Bongkar Port of Importation	Berat bersih / Net weight (Kg)		Nilai / Value C.I.F (U S \$)	
		Bulan ini Current month	Kumulatif Cum. Jan. to	Bulan ini Current month	Kumulatif Cum. Jan. to
260	IDDAS Singkep - Dabo	0	184 500	0	297 201
262	IDTNJ Kijang (u)	0	28 245	0	100 389
263	IDPAS Pasir Panjang	0	979 219	0	4 559 380
265	IDSKP Sekupang	56 336 003	462 893 032	341 323 828	3 191 692 965
266	IDNON Nongsa	10 079 000	10 079 000	98 557	98 557
267	IDKAB Kabil/panau	141 062 112	1 521 411 136	95 547 006	924 689 999
268	IDRAN Ranai	0	43 304	0	65 631
271	IDBTH Hang Nadim (u)	103 664	1 460 041	32 271 916	553 838 374
DKI JAKARTA		2 995 220 889	37 451 945 202	7 592 584 279	96 926 335 817
431	IDTPP Tanjung Priok	2 966 108 280	36 971 467 745	6 081 848 664	81 102 916 580
432	IDKLB Kalibaru	17 150 894	269 886 964	12 076 826	198 651 344
433	IDJKT Jakarta / Pasar Ikan	1 276 874	10 209 383	4 392 238	44 111 000
434	IDCGK Sukarno Hatta (u)	10 420 577	198 911 230	1 479 201 128	15 305 023 962
436	IDHLP Hlm. Perdana Kusuma	264 264	1 469 880	15 065 423	275 632 931
JAWA BARAT		398 346 049	3 757 963 528	378 544 847	3 711 711 115
463	IDCBN Cirebon/peanggung	0	121 326 715	0	29 084 582
466	IDBDO Husein Sastranegara	42 166	841 580	496 000	12 155 164
467	IDBLG Balongan	263 990 613	2 351 452 312	243 025 742	2 365 286 395
468	IDBND Bandung(plt/gd Bage)	0	18 093	0	205 614
471	IDTLN Tanjung Leneng	134 313 270	1 284 324 828	135 023 105	1 304 979 360
JAWA TENGAH		1 015 793 253	13 735 620 552	1 173 532 319	14 030 717 155
491	IDTEG Tegal	0	392	0	41 194
494	IDTES Tanjung Emas	314 959 640	3 762 061 211	413 433 816	5 103 143 556
495	IDCXP Cilacap	687 027 926	9 916 001 910	746 777 052	8 869 340 301
496	IDSRG Achmad Yani (u)	13 836	207 422	230 121	2 810 771
497	IDS MR Semarang (ptt)	13 790 615	57 306 904	13 071 229	48 135 658
498	IDSOC Jebres/adi Sumarmo	1 236	42 713	20 101	7 245 675
D I YOGYAKARTA		4 321	156 351	211 099	1 406 544
531	IDJOG Adi Sucipto (u)	4 314	22 283	210 900	1 396 115
532	IDJOK Yogyakarta (ptt)	7	134 068	199	10 429
JAWA TIMUR		2 422 917 986	28 701 782 933	2 087 913 146	24 477 248 309
561	IDTUB Tuban	314 186 368	4 832 241 553	299 192 837	4 731 727 359
562	IDGRE Gresik	296 145 511	4 542 048 415	206 644 957	2 224 390 439
563	IDTPE Tanjung Perak	1 597 815 888	18 186 390 975	1 404 244 762	16 430 646 970
564	IDPAZ Pasuruan	0	100 007 701	0	95 425 170
566	IDPRN Panarukan	89 451 743	166 315 880	91 284 669	170 861 569
567	IDBJU Banyuwangi	124 146 566	433 144 110	52 261 037	313 446 635
575	IDSAM Sampang	0	118 687	0	1 119 200
576	IDKLG Kalianget	0	421 340 657	0	12 552 898
587	IDSUB Surabaya /juanda (u)	610 011	11 836 284	32 846 928	473 271 183
588	IDSUR Surabaya (ptt)	561 899	8 338 671	1 437 956	23 806 886
BANTEN		1 025 353 990	15 264 369 146	738 255 371	10 424 709 008
461	IDMRK Merak	587 873 661	7 285 718 121	499 442 061	6 463 046 779
473	IDCGD Cigading	437 480 329	7 978 651 025	238 813 310	3 961 662 229
B A L I		19 055 576	72 523 473	23 205 840	171 224 237
613	IDBOA Benoa/loloan	18 328 045	67 224 507	5 337 033	41 900 860
620	IDDPS Ngurah Rai (u)	727 531	5 298 966	17 868 807	129 323 377
NUSA TENGGARA BARAT		17 150 138	125 205 386	18 869 572	291 347 145
655	IDBMU Bima	7 841 540	82 851 077	16 130 635	263 663 631
660	IDLEM Lembar	5 974 000	13 608 198	457 635	8 881 830
661	IDAMI Mataram / Selaparang	0	272	0	3 075
663	IDBDS Badas Sumbawa	3 334 598	27 323 553	2 281 302	17 889 129
665	IDLKS Lombok	0	1 422 286	0	909 480
NUSA TENGGARA TIMUR		129 502	106 866 283	25 082	73 742 304
681	IDKOE Kupang / El-tari (u)	0	127 812	0	14 480 291
683	IDMOF Maumere	0	2 899 820	0	2 220 306
685	IDWGP Waingapu	0	96 517 590	0	41 357 338
686	IDATA Atapupu	129 502	1 672 425	25 082	886 784
690	IDWKL Waikelo	0	999 922	0	775 499
693	IDTEN Tenau	0	3 148 754	0	12 881 817
695	IDKDD Kedindi/reo	0	1 499 960	0	1 140 269
KALIMATAN BARAT		50 113 160	436 488 542	58 317 131	539 364 364
714	IDPON Pontianak	44 147 866	379 978 653	50 286 747	470 170 388
715	IDKTG Ketapang K. Barat	225 804	1 449 489	1 147 021	6 681 203
721	IDKDW Kendawangan	3 808 711	31 935 374	5 062 281	34 794 760

I.5. IMPOR MENURUT PROPINSI DAN PELABUHAN BONGKAR
IMPORT BY PROVINCE AND PORT OF IMPORTATION
***** DESEMBER/DECEMBER 2012 *****

Kode	Pelabuhan Bongkar Port of Importation	Berat bersih / Net weight (Kg)		Nilai / Value C.I.F (U S \$)	
		Bulan ini Current month	Kumulatif Cum. Jan. to	Bulan ini Current month	Kumulatif Cum. Jan. to
722	IDPNK Supadio (u)	0	5 535	0	1 533 336
723	IDTKA Telok Air	1 882 779	13 064 305	1 801 082	13 592 741
724	IDSTT Sintete	0	2 661 415	0	8 407 373
726	IDENT Entikong	48 000	7 393 771	20 000	4 184 563
	KALIMANTAN TENGAH	5 945 187	42 319 739	8 139 287	134 999 326
744	IDKUM Kumai	3 095 951	14 141 495	3 848 032	25 928 102
746	IDSMD Sampit	2 849 236	19 395 287	4 291 255	58 033 008
750	IDPPS Pulang Pisau	0	8 782 957	0	51 038 216
	KALIMANTAN SELATAN	354 949 527	3 215 827 570	327 502 264	3 509 808 828
771	IDBAN Banjarmasin	31 863 989	315 517 678	28 850 011	756 633 425
773	IDKTB Kotabaru	323 085 538	2 900 273 089	298 652 253	2 752 660 520
775	IDBLC Batu Licin	0	36 302	0	509 668
777	IDBDJ Samsudin Noor (u)	0	501	0	5 215
	KALIMANTAN TIMUR	857 432 822	7 260 345 406	835 594 012	8 143 540 372
803	IDBPP Balikpapan	614 618 631	5 534 586 693	574 219 141	6 122 051 618
805	IDSRD Samarinda	33 910 752	395 168 584	88 750 123	543 713 497
806	IDTRD Tanjung Redep	70 009 766	127 724 563	1 800 863	3 500 623
807	IDTJS Tanjung Selor	7 900 000	121 916 600	48 777	956 355
808	IDLIN Lingkas Tarakan	20 753 656	177 844 050	10 215 357	70 026 339
809	IDNNX Nunukan	0	112 206 729	0	4 239 678
810	IDTGR Pasir/tanah Grogot	0	873 619	0	3 641 802
812	IDBYQ Bunyu	0	13 590 640	0	91 960
813	IDTSG Tanjung Sangata	110 004 486	765 147 211	146 010 636	1 135 518 414
814	IDBPN Sepinggian (u)	231 527	3 583 785	14 548 803	238 924 507
815	IDTRK Tarakan (u)	4 004	44 023	312	269 097
996	IDBEJ Berau	0	7 658 909	0	20 606 482
	SULAWESI UTARA	3 135 371	141 180 264	3 719 928	122 589 222
835	IDBIT Bitung	3 135 371	141 180 264	3 719 928	122 589 222
	SULAWESI TENGAH	0	4 039 109	0	3 495 535
872	IDPLW Palu / Mutiara (u)	0	1 860	0	738 675
877	IDPAT Pantoloan	0	4 037 249	0	2 756 860
	SULAWESI SELATAN	138 704 784	1 781 925 364	145 181 677	1 302 559 431
892	IDPAP Pare-pare	357 801	132 025 555	10 873 953	121 324 979
893	IDUJU Ujungpandang	99 365 009	1 406 851 756	99 952 143	872 253 328
897	IDMLI Malili, Sulawesi	38 981 901	243 039 377	34 319 613	308 472 418
904	IDUPG Hasanuddin (u)	73	8 676	35 968	508 706
	SULAWESI TENGGARA	32 290 046	284 614 918	32 568 399	318 191 692
921	IDBUW Bau-bau	32 290 046	264 658 471	32 568 399	281 510 805
922	IDKDR Kendari	0	1 294 186	0	4 754 619
923	IDKOL Kolaka	0	11 806	0	36 227
925	IDPUM Pomalaa	0	18 650 455	0	31 890 041
	GORONTALO	22 300 000	69 054 761	12 635 170	56 368 235
841	IDGOR Gorontalo	22 300 000	69 054 761	12 635 170	56 368 235
	MALUKU	46 536 243	395 042 768	47 195 061	432 342 523
946	IDAMB Ambon	43 612 955	389 173 637	45 422 564	423 811 125
949	IDLUV Tual	2 923 288	5 869 069	1 772 497	8 529 959
952	IDABN Ambon (ptt)	0	62	0	1 439
	MALUKU UTARA	1 237 679	6 412 213	618 390	10 036 698
941	IDTOB Tobelo	0	999 922	0	734 442
942	IDTTE Ternate	1 234 679	5 406 291	605 052	9 275 580
962	IDOBI Obi Island	3 000	6 000	13 338	26 676
	PAPUA BARAT	542 177	14 032 308	367 934	14 334 965
971	IDSOR Sorong	540 498	14 024 828	279 229	14 228 597
977	IDKNG Kaimana	0	2 801	0	12 594
982	IDSOQ Sorong / Jefman (u)	1 679	4 679	88 705	93 774
	PAPUA	46 116 267	395 394 798	84 200 542	1 022 817 342
979	IDMKQ Merauke	0	1 678 153	0	2 291 425
980	IDTIM Amamapare	46 116 267	393 711 515	84 200 542	1 020 437 472
983	IDDJJ Jayapura / Sentani	0	480	0	71 200
989	IDKMM Kimam, Irian Jaya	0	4 650	0	17 245
	TOTAL IMPORT	11 337 015 107	136 373 421 556	15 581 977 290	191 691 001 109

**I.6 IMPOR KOMODITI MENURUT NEGARA ASAL / IMPORT BY COUNTRY OF ORIGIN
DAN LIMA GOLONGAN BARANG (SITC) UTAMA / AND FIVE MAJOR SITC COMMODITY GROUP
** DESEMBER / DECEMBER 2012 ****

Negara Asal/SITC/Uraian Golongan Barang <i>Country of Origin/SITC/group Description</i>	Berat Bersih / <i>Net Weight (Kg)</i>		Nilai CIF / <i>CIF Value (US\$)</i>	
	Bulan ini <i>Current month</i>	Kumulatif <i>Cum. Jan to date</i>	Bulan ini <i>Current month</i>	Kumulatif <i>Cum. Jan to date</i>
JAPAN				
782 Motor Vehicle For The Transportation Of Goods	123 293 077	2 418 145 429	12 135 970	208 556 021
723 Civil Engineering And Contractor Plants And Equipments/parts	27 419 940	1 280 282 011	5 284 066	183 433 450
784 Parts And Accessories Of The Motor Vehicles	103 660 058	1 249 969 416	6 996 746	86 663 539
713 Internal Combustion Piston Engines And Parts	75 084 450	1 056 741 732	5 107 430	69 605 470
673 Flat Rolled Products, Not Clad	79 742 557	1 043 865 259	102 288 199	1 135 148 966
LAINNYA	1 204 535 810	15 718 827 817	262 358 236	3 081 741 043
SUB TOTAL	1 613 735 892	22 767 831 664	394 170 647	4 765 148 489
HONGKONG				
655 Knitted Or Crocheted Fabrics	21 787 236	246 266 779	2 291 177	29 466 690
652 Cotton Fabrics, Woven	20 126 530	196 306 052	1 962 066	19 756 072
764 Telecommunication Equipments And Parts	8 444 130	179 540 987	309 183	5 803 278
776 Thermionic, Cold Cathode, And Photo Cathode Valves/tubes	8 282 238	93 160 788	60 030	1 078 994
772 Electrical Apparatus For Making And Breaking Electrical Circuits	6 209 786	93 021 827	143 468	2 857 379
LAINNYA	91 979 211	1 121 916 451	18 891 447	171 393 834
SUB TOTAL	156 829 131	1 930 212 884	23 657 371	230 356 247
KOREA, DEM. PEOPLE'S REP.				
511 Hydrocarbon And Their Halogenated, Nitrated Derivatives	3 231 152	35 392 434	2 446 171	28 841 538
335 Residual Petroleum Products, And Related Materials	3 689 935	13 800 281	2 902 343	11 427 368
334 Petroleum Products, Refined	1 248 731	7 573 361	1 040 609	6 551 038
512 Alcohols,phenols,phenol-alcohols And Their Halogenated	0	1 350 362	0	1 000 102
641 Papers And Paperboards	0	1 027 531	0	1 165 571
LAINNYA	66 441	2 416 871	81 482	1 874 381
SUB TOTAL	8 236 259	61 560 840	6 470 605	50 859 998
KOREA, REPUBLIC OF				
334 Petroleum Products, Refined	617 262 434	3 167 429 520	656 269 976	3 218 723 677
673 Flat Rolled Products, Not Clad	47 332 308	811 599 241	71 981 423	1 138 446 743
333 Petroleum Oil, Crude	72 900 800	479 639 116	87 064 384	560 284 858
655 Knitted Or Crocheted Fabrics	37 080 016	448 815 863	4 066 127	48 152 555
232 Synthetic Rubber Latex, Synthetic/reclaimed Rubber	25 044 904	384 278 780	10 462 670	132 341 996
LAINNYA	574 584 250	6 678 608 137	188 520 351	2 773 203 566
SUB TOTAL	1 374 204 712	11 970 370 657	1 018 364 931	7 871 153 395
TAIWAN				
334 Petroleum Products, Refined	51 939 864	484 976 853	52 178 232	463 618 015
764 Telecommunication Equipments And Parts	24 895 087	335 221 221	626 999	8 702 754
673 Flat Rolled Products, Not Clad	24 559 801	322 023 442	38 057 802	428 005 523
655 Knitted Or Crocheted Fabrics	12 701 045	184 207 521	1 242 935	19 572 299
653 Fabrics, Woven, Of Man-made Fibres	12 153 923	169 476 699	1 114 739	15 113 600
LAINNYA	272 243 220	3 196 863 183	155 289 783	1 594 141 282
SUB TOTAL	398 492 940	4 692 768 919	248 510 490	2 529 153 473
CHINA				
764 Telecommunication Equipments And Parts	305 529 636	3 029 435 120	6 701 829	93 021 048
752 Automatic Data Processing Machines And Their Units	195 833 406	1 856 144 347	3 006 130	33 012 253
778 Electrical Machinery And Apparatus	71 741 209	785 187 745	9 587 677	110 942 081
676 Iron/steel Bars, Rods, Angels, Shaped And Sections	60 417 995	667 970 512	98 767 961	963 193 713
679 Tubes, Pipes, Hollow Profile, Pipe Fitting Of Iron/steel	41 823 600	600 891 067	37 566 143	509 169 247
LAINNYA	1 870 535 880	22 447 445 277	1 066 791 687	12 756 290 548
SUB TOTAL	2 545 881 726	29 387 074 068	1 222 421 427	14 465 628 890
MONGOLIA				
655 Knitted Or Crocheted Fabrics	0	31 927	0	2 878
278 Other Crude Minerals	0	25 800	0	60 000
851 Footwears	0	2 010	0	53
752 Automatic Data Processing Machines And Their Units	0	773	0	18
772 Electrical Apparatus For Making And Breaking Electrical Circuits	0	575	0	33
LAINNYA	0	1 555	0	114
SUB TOTAL	0	62 640	0	63 096

**I.6 IMPOR KOMODITI MENURUT NEGARA ASAL / IMPORT BY COUNTRY OF ORIGIN
DAN LIMA GOLONGAN BARANG (SITC) UTAMA / AND FIVE MAJOR SITC COMMODITY GROUP
** DESEMBER / DECEMBER 2012 ****

Negara Asal/SITC/Uraian Golongan Barang <i>Country of Origin/SITC/group Description</i>	Berat Bersih / <i>Net Weight (Kg)</i>		Nilai CIF / <i>CIF Value (US\$)</i>	
	Bulan ini <i>Current month</i>	Kumulatif <i>Cum. Jan to date</i>	Bulan ini <i>Current month</i>	Kumulatif <i>Cum. Jan to date</i>
MACAU				
851 Footwears	146 927	1 501 308	6 381	88 660
652 Cotton Fabrics, Woven	61 509	959 926	6 385	103 086
655 Knitted Or Crocheted Fabrics	50 378	492 314	7 060	65 532
611 Leathers	0	117 479	0	5 975
678 Wire Of Iron/steel	0	116 109	0	11
LAINNYA	21 332	666 360	1 573	43 225
SUB TOTAL	280 146	3 853 496	21 399	306 489
PAPUA NEW GUINEA				
072 Cocoa	428 542	13 206 647	165 000	5 250 000
723 Civil Engineering And Contractor Plants And Equipments/parts	0	8 491 234	0	2 677 494
034 Fish, Fresh, Chilled Or Frozen	0	5 938 750	0	2 660 000
793 Ships, Boats, And Floating Structures	0	5 778 750	0	2 063 000
292 Crude Vegetable Materials	0	5 377 182	0	1 099 584
LAINNYA	7 710 007	18 036 746	2 824 148	20 540 988
SUB TOTAL	8 138 549	56 829 309	2 989 148	34 291 066
THAILAND				
781 Passengger Motor Cars	87 046 360	1 516 760 682	7 711 282	130 356 031
784 Parts And Accessories Of The Motor Vehicles	81 440 581	1 023 161 366	8 912 486	110 431 367
061 Sugar, Molasses, And Honey	28 706 415	922 359 463	49 311 000	1 529 074 970
713 Internal Combustion Piston Engines And Parts	30 615 870	538 833 226	2 168 578	37 821 330
782 Motor Vehicle For The Transportation Of Goods	37 185 304	512 706 469	4 297 059	56 512 407
LAINNYA	508 509 348	6 923 417 591	498 319 088	6 533 802 712
SUB TOTAL	773 503 878	11 437 238 797	570 719 493	8 397 998 817
SINGAPORE				
334 Petroleum Products, Refined	1 246 020 666	15 098 843 621	1 264 435 832	14 405 059 213
776 Thermionic, Cold Cathode, And Photo Cathode Valves/tubes	44 178 302	718 318 329	490 317	7 331 592
772 Electrical Apparatus For Making And Breaking Electrical Circuits	41 270 817	592 219 572	1 088 717	16 268 135
511 Hydrocarbon And Their Halogenated, Nitrated Derivatives	43 822 679	550 067 372	30 329 534	402 343 056
793 Ships, Boats, And Floating Structures	41 292 012	508 858 492	17 308 472	382 693 927
LAINNYA	720 791 182	8 618 951 143	311 867 350	3 949 330 631
SUB TOTAL	2 137 375 658	26 087 258 529	1 625 520 222	19 163 026 554
PHILIPPINES				
793 Ships, Boats, And Floating Structures	245 152	98 908 490	3 226 000	15 304 000
784 Parts And Accessories Of The Motor Vehicles	5 249 783	71 636 349	443 628	6 063 846
776 Thermionic, Cold Cathode, And Photo Cathode Valves/tubes	2 223 524	58 052 061	7 846	232 621
022 Milk,cream, And Milk Products Other Than Butter Or Cheese	2 179 534	33 653 062	333 857	5 090 599
593 Explosive And Pyrotechnic Products	4 567 651	30 896 549	170 304	1 294 296
LAINNYA	44 399 812	506 565 628	9 971 285	171 901 411
SUB TOTAL	58 865 456	799 712 139	14 152 920	199 886 773
MALAYSIA				
334 Petroleum Products, Refined	363 185 123	4 870 377 759	364 971 055	4 990 813 466
333 Petroleum Oil, Crude	0	800 348 253	0	917 975 972
511 Hydrocarbon And Their Halogenated, Nitrated Derivatives	24 482 569	265 969 012	19 426 704	218 697 667
575 Other Plastics In Primary Forms	17 693 503	252 026 334	10 620 067	162 912 160
512 Alcohols,phenols,phenol-alcohols And Their Halogenated	19 125 946	205 182 583	21 648 698	251 240 011
LAINNYA	425 902 539	5 849 669 173	408 112 247	4 914 896 918
SUB TOTAL	850 389 680	12 243 573 114	824 778 771	11 456 536 194
MYANMAR				
054 Vegetables, Fresh, Chilled, Frozen Or Simply Preserved	1 762 708	37 892 497	1 868 659	47 447 481
121 Tobacco, Unmanufactured And Refused	0	7 645 384	0	2 177 500
042 Rice	549 075	4 754 488	1 475 000	11 819 610
682 Copper	1 563 053	4 073 649	200 591	502 006
057 Fruit And Nut; Fresh Or Dried	0	3 710 491	0	5 896 052
LAINNYA	318 550	5 456 116	423 544	10 696 013
SUB TOTAL	4 193 386	63 532 625	3 967 794	78 538 662

**I.6 IMPOR KOMODITI MENURUT NEGARA ASAL / IMPORT BY COUNTRY OF ORIGIN
DAN LIMA GOLONGAN BARANG (SITC) UTAMA / AND FIVE MAJOR SITC COMMODITY GROUP
** DESEMBER / DECEMBER 2012 ****

Negara Asal/SITC/Uraian Golongan Barang <i>Country of Origin/SITC/group Description</i>	Berat Bersih / <i>Net Weight (Kg)</i>		Nilai CIF / <i>CIF Value (US\$)</i>	
	Bulan ini <i>Current month</i>	Kumulatif <i>Cum. Jan to date</i>	Bulan ini <i>Current month</i>	Kumulatif <i>Cum. Jan to date</i>
CAMBODIA				
121 Tobacco, Unmanufactured And Refused	1 365 448	2 644 098	312 840	2 029 086
845 Articles Of Apparel	153 199	1 714 588	3 369	39 495
851 Footwears	77 763	1 572 439	3 652	75 919
793 Ships, Boats, And Floating Structures	0	1 372 480	0	9 048 000
841 Men's Coats/jackets, Not Knitted	85 011	1 161 467	3 946	34 009
LAINNYA	401 705	3 107 224	32 272	394 716
SUB TOTAL	2 083 126	11 572 296	356 079	11 621 225
BRUNEI DARUSSALAM				
333 Petroleum Oil, Crude	64 248 470	405 079 640	77 926 000	477 936 266
512 Alcohols,phenols,phenol-alcohols And Their Halogenated	1 362 920	8 218 470	3 500 500	21 051 910
282 Waste And Scrap Metal Of Iron/steel	0	4 767 737	0	11 280 031
288 Non-ferrous Base Metal Waste And Scraps	0	614 961	0	82 410
786 Trailers And Other Vehicles, Not Motorized	0	492 300	0	148 500
LAINNYA	11 017	620 636	6 551	718 523
SUB TOTAL	65 622 407	419 793 744	81 433 051	511 217 640
LAO PEOPLE'S DEM. REP.				
121 Tobacco, Unmanufactured And Refused	0	2 445 617	0	668 250
843 Men's Coats/jackets, Knitted	0	351 680	0	6 575
071 Coffee And Coffee Substitutes	0	247 500	0	115 200
845 Articles Of Apparel	0	141 029	0	2 551
282 Waste And Scrap Metal Of Iron/steel	0	35 480	0	141 920
LAINNYA	4 643	79 939	110	4 663
SUB TOTAL	4 643	3 301 245	110	939 159
NEPAL				
642 Paper And Paperboard Cut To Size/shape And Article Of Papers	12 442	21 218	159	243
659 Floor Coverings	0	18 857	0	154
895 Office And Stationery Supplies	0	12 348	0	418
772 Electrical Apparatus For Making And Breaking Electrical Circuits	0	3 849	0	127
898 Musical Instrument And Parts/accessories	484	2 439	90	453
LAINNYA	0	4 806	0	896
SUB TOTAL	12 926	63 517	249	2 291
BHUTAN				
699 Manufactures Of Base Metals	0	26 248	0	5 970
679 Tubes, Pipes, Hollow Profile, Pipe Fitting Of Iron/steel	0	1 160	0	35
LAINNYA	0	0	0	0
SUB TOTAL	0	27 408	0	6 005
VIET NAM				
042 Rice	180 771 581	564 925 700	382 893 500	1 084 782 835
764 Telecommunication Equipments And Parts	6 878 761	306 809 369	56 582	1 963 041
674 Flat Rolled Products, Clad Or Plated	17 176 747	169 621 697	19 711 017	176 579 485
752 Automatic Data Processing Machines And Their Units	9 357 711	125 548 253	107 942	1 524 678
673 Flat Rolled Products, Not Clad	6 846 339	103 943 845	11 293 388	150 119 199
LAINNYA	99 845 728	1 324 157 542	220 189 719	2 153 425 154
SUB TOTAL	320 876 867	2 595 006 406	634 252 148	3 568 394 392
MALDIVES				
743 Pumps, Compressors, Fans, Blowers, Centrifuges, And Parts	0	19 724	0	1 104
057 Fruit And Nut; Fresh Or Dried	0	17 085	0	17 000
663 Mineral Manufactures	0	400	0	12
764 Telecommunication Equipments And Parts	0	294	0	1
655 Knitted Or Crocheted Fabrics	0	182	0	13
LAINNYA	0	0	0	0
SUB TOTAL	0	37 685	0	18 130
INDIA				
511 Hydrocarbon And Their Halogenated, Nitrated Derivatives	18 710 652	502 959 453	11 866 139	324 972 247
044 Maize, Unmilled	16 786 273	318 888 027	54 218 160	1 125 763 271

**I.6 IMPOR KOMODITI MENURUT NEGARA ASAL / IMPORT BY COUNTRY OF ORIGIN
DAN LIMA GOLONGAN BARANG (SITC) UTAMA / AND FIVE MAJOR SITC COMMODITY GROUP
** DESEMBER / DECEMBER 2012 ****

Negara Asal/SITC/Uraian Golongan Barang <i>Country of Origin/SITC/group Description</i>	Berat Bersih / <i>Net Weight (Kg)</i>		Nilai CIF / <i>CIF Value (US\$)</i>	
	Bulan ini <i>Current month</i>	Kumulatif <i>Cum. Jan to date</i>	Bulan ini <i>Current month</i>	Kumulatif <i>Cum. Jan to date</i>
764 Telecommunication Equipments And Parts	18 999 300	301 653 838	161 856	1 846 270
782 Motor Vehicle For The Transportation Of Goods	3 805 178	286 796 492	275 760	21 932 236
334 Petroleum Products, Refined	2 034 884	252 174 827	1 469 666	228 768 976
LAINNYA	234 791 627	2 643 170 503	271 174 811	2 834 267 830
SUB TOTAL	295 127 914	4 305 643 140	339 166 392	4 537 550 830
PAKISTAN				
263 Cotton	3 669 072	66 472 147	2 172 478	38 052 705
042 Rice	7 672 335	52 483 437	19 189 000	133 078 000
044 Maize, Unmilled	1 399 020	45 919 361	4 779 750	146 204 372
288 Non-ferrous Base Metal Waste And Scraps	2 814 888	30 922 609	377 120	4 219 958
652 Cotton Fabrics, Woven	908 052	16 549 725	126 229	2 347 447
LAINNYA	2 837 999	60 877 276	2 274 719	78 667 329
SUB TOTAL	19 301 366	273 224 555	28 919 296	402 569 811
BANGLADESH				
651 Textile Yarns	2 204 510	12 573 719	2 319 600	12 540 459
658 Made-up Articles, Wholly/chiefly Of Textile Materials	718 063	11 185 426	777 447	12 805 961
673 Flat Rolled Products, Not Clad	820 644	6 091 390	1 141 955	8 174 957
845 Articles Of Apparel	349 836	4 234 226	8 540	114 865
841 Men's Coats/jackets, Not Knitted	165 597	2 505 460	5 732	69 397
LAINNYA	757 119	12 107 928	235 098	6 275 260
SUB TOTAL	5 015 769	48 698 149	4 488 372	39 980 899
SRI LANKA				
046 Meal And Flour Of Wheat And Flour Of Meslin	4 469 663	80 356 590	10 402 500	175 312 600
121 Tobacco, Unmanufactured And Refused	638 293	3 366 273	18 343	96 802
074 Tea And Mate	107 023	2 179 583	15 064	343 582
845 Articles Of Apparel	150 078	1 675 659	3 620	38 508
625 Rubber Tyre,tyre Cases,tyre Treads,inner Tubes, And Tyre Flaps	294 269	1 310 686	74 381	381 951
LAINNYA	871 717	9 133 354	741 523	4 341 032
SUB TOTAL	6 531 043	98 022 145	11 255 431	180 514 475
AFGHANISTAN				
742 Pumps For Liquid And Parts	0	44 794	0	2 433
057 Fruit And Nut; Fresh Or Dried	0	10 865	0	6 618
723 Civil Engineering And Contractor Plants And Equipments/parts	0	4 824	0	347
716 Rotating Electric Plants And Parts	0	309	0	18
533 Pigments, Paints, Varnishes, And Related Materials	217	217	2	2
LAINNYA	0	58	0	5
SUB TOTAL	217	61 067	2	9 423
INDONESIA				
851 Footwears	1 509 338	18 987 493	140 953	1 742 164
778 Electrical Machinery And Apparatus	627 286	15 195 408	54 247	999 725
673 Flat Rolled Products, Not Clad	175 263	11 126 986	248 329	13 677 204
772 Electrical Apparatus For Making And Breaking Electrical Circuits	630 977	10 078 441	22 034	422 450
036 Crustaceans, Molluscs, And Aquatic Invertebrates	576 618	6 864 172	67 334	644 028
LAINNYA	11 610 931	98 891 479	12 224 258	38 545 725
SUB TOTAL	15 130 413	161 143 979	12 757 155	56 031 296
IRAQ				
554 Soap,cleansing And Polishing Preparations	0	63 720	0	41 291
057 Fruit And Nut; Fresh Or Dried	0	27 767	0	48 290
694 Nails, Screws, Nuts, Bolts, Rivets Of Iron/steel Or Copper	0	5 668	0	4
684 Alumunium	0	3 902	0	31
728 Other Machines And Equipment Specialized For Particular Industry	0	2 737	0	18
LAINNYA	0	2 241	0	27
SUB TOTAL	0	106 035	0	89 661
IRAN (ISLAMIC REPUBLIC OF)				
342 Liquefied Propane And Butane	0	519 461 986	0	565 195 938
522 Inorganic Chemical Elements, Oxides And Halogen Salts	12 649 527	109 497 464	16 525 446	263 101 349

**I.6 IMPOR KOMODITI MENURUT NEGARA ASAL / IMPORT BY COUNTRY OF ORIGIN
DAN LIMA GOLONGAN BARANG (SITC) UTAMA / AND FIVE MAJOR SITC COMMODITY GROUP
** DESEMBER / DECEMBER 2012 ****

Negara Asal/SITC/Uraian Golongan Barang <i>Country of Origin/SITC/group Description</i>	Berat Bersih / <i>Net Weight (Kg)</i>		Nilai CIF / <i>CIF Value (US\$)</i>	
	Bulan ini <i>Current month</i>	Kumulatif <i>Cum. Jan to date</i>	Bulan ini <i>Current month</i>	Kumulatif <i>Cum. Jan to date</i>
511 Hydrocarbon And Their Halogenated, Nitrated Derivatives	0	37 186 807	0	29 987 778
334 Petroleum Products, Refined	0	31 368 217	0	21 122 841
335 Residual Petroleum Products, And Related Materials	2 346 040	18 756 458	4 606 737	32 594 046
LAINNYA	1 043 528	57 236 950	1 381 517	87 038 339
SUB TOTAL	16 039 095	773 507 882	22 513 700	999 040 291
SAUDI ARABIA				
333 Petroleum Oil, Crude	185 132 888	3 320 091 962	230 853 360	3 849 750 059
511 Hydrocarbon And Their Halogenated, Nitrated Derivatives	47 127 535	466 988 737	37 854 710	382 367 746
342 Liquefied Propane And Butane	82 488 075	460 988 920	79 979 210	471 313 525
334 Petroleum Products, Refined	2 635	373 128 868	86	359 238 562
512 Alcohols,phenols,phenol-alcohols And Their Halogenated	12 034 723	180 613 890	10 743 447	171 973 319
LAINNYA	32 566 213	397 582 737	26 750 018	444 068 722
SUB TOTAL	359 352 069	5 199 395 114	386 180 831	5 678 711 933
ISRAEL				
695 Tools For Used In The Hand Or In Machines	318 937	3 115 913	883	12 967
515 Organo-inorganic And Heterocyclic Compounds	18 532	2 077 264	48	2 658
726 Printing/book Binding Machinery And Parts	4 645	2 010 607	95	115 998
745 Other Non-electical Machinery, Tools, And Mechanical Apparatus	19 825	947 393	569	218 035
874 Measuring, Checking, Analysing, And Controlling Instrument And Appai	1 166	883 875	15	929
LAINNYA	749 804	4 986 583	78 589	1 381 594
SUB TOTAL	1 112 909	14 021 635	80 199	1 732 181
KUWAIT				
334 Petroleum Products, Refined	87 435 216	1 656 453 128	91 194 686	1 741 043 184
511 Hydrocarbon And Their Halogenated, Nitrated Derivatives	7 634 569	201 014 251	4 768 000	133 334 066
342 Liquefied Propane And Butane	0	197 576 705	0	187 764 930
571 Polymers Of Ethylene In Primary Forms	6 443 643	59 023 089	5 276 946	52 430 545
335 Residual Petroleum Products, And Related Materials	0	31 082 092	0	63 390 000
LAINNYA	706 725	36 335 182	2 453 690	60 503 148
SUB TOTAL	102 220 153	2 181 484 447	103 693 322	2 238 465 873
JORDAN				
562 Fertilizers, Manufactured	1 810 809	135 635 699	3 868 870	268 747 010
272 Fertilizers, Crude	16 867 630	102 845 551	88 777 000	583 114 000
522 Inorganic Chemical Elements, Oxides And Halogen Salts	9 848 324	100 659 127	10 810 330	119 897 281
251 Pulp And Waste Paper	34 092	1 463 756	143 245	6 128 002
591 Disinfectants, Insecticides, And Fungicides Put In Forms	0	664 773	0	113 470
LAINNYA	87 846	827 820	13 658	705 167
SUB TOTAL	28 648 701	342 096 726	103 613 103	978 704 930
PEOP. DEM. REP. OF YEMEN				
582 Plates, Sheets, And Film Of Plastics	0	1 540	0	762
LAINNYA	0	0	0	0
SUB TOTAL	0	1 540	0	762
LEBANON				
288 Non-ferrous Base Metal Waste And Scraps	0	1 663 506	0	238 430
892 Printed Matter	33 276	654 547	29 011	402 810
685 Lead	0	144 000	0	75 000
121 Tobacco, Unmanufactured And Refused	0	95 438	0	52 886
727 Food Processing Machines And Parts	0	69 259	0	15 244
LAINNYA	13 202	100 990	600	6 014
SUB TOTAL	46 478	2 727 740	29 611	790 384
PALESTINA				
891 Arms And Ammunitions	0	726 876	0	1 619
057 Fruit And Nut; Fresh Or Dried	0	191 257	0	19 998
222 Oil Seeds Use For Extraction Ofsoft Fixed Vegetable Oils	0	71 200	0	480
273 Stone, Sand And Gravel	12 334	12 334	46 050	46 050
724 Textile/leather Machinery And Parts	0	213	0	21
LAINNYA	0	0	0	0
SUB TOTAL	12 334	1 001 880	46 050	68 168

**I.6 IMPOR KOMODITI MENURUT NEGARA ASAL / IMPORT BY COUNTRY OF ORIGIN
DAN LIMA GOLONGAN BARANG (SITC) UTAMA / AND FIVE MAJOR SITC COMMODITY GROUP
** DESEMBER / DECEMBER 2012 ****

Negara Asal/SITC/Uraian Golongan Barang <i>Country of Origin/SITC/group Description</i>	Berat Bersih / <i>Net Weight (Kg)</i>		Nilai CIF / <i>CIF Value (US\$)</i>	
	Bulan ini <i>Current month</i>	Kumulatif <i>Cum. Jan to date</i>	Bulan ini <i>Current month</i>	Kumulatif <i>Cum. Jan to date</i>
YEMEN				
211 Hides And Skins, Raw	130 600	830 220	8 000	55 150
034 Fish, Fresh, Chilled Or Frozen	0	481 110	0	700 800
251 Pulp And Waste Paper	0	472 027	0	2 081 828
611 Leathers	0	121 850	0	10 170
792 Aircraft And Associated Equipments And Parts	0	95 500	0	358
LAINNYA	622	63 101	415	52 422
SUB TOTAL	131 222	2 063 808	8 415	2 900 728
OMAN				
684 Alumunium	11 853 667	145 429 395	5 655 863	67 569 503
511 Hydrocarbon And Their Halogenated, Nitrated Derivatives	0	64 036 164	0	43 554 630
512 Alcohols,phenols,phenol-alcohols And Their Halogenated	1 156 620	7 880 757	3 000 000	20 239 524
575 Other Plastics In Primary Forms	0	3 904 560	0	2 772 000
671 Pig Iron,spiegeleisen,sponge Iron, And Ferro-alloys	0	2 287 044	0	5 161 690
LAINNYA	133 760	2 646 626	217 297	6 597 494
SUB TOTAL	13 144 047	226 184 546	8 873 160	145 894 841
SYRIA ARAB REPUBLIC				
611 Leathers	0	1 169 270	0	133 125
211 Hides And Skins, Raw	0	254 341	0	22 000
653 Fabrics, Woven, Of Man-made Fibres	0	76 145	0	6 060
592 Starches, Inulin, And Wheat Glutenal Buminoidal Substances; Glues	0	47 160	0	7 800
583 Monofilament And Rod Of Plastics	0	28 220	0	5 400
LAINNYA	0	37 180	0	84 343
SUB TOTAL	0	1 612 316	0	258 728
TURKEY				
046 Meal And Flour Of Wheat And Flour Of Meslin	3 121 290	81 070 702	7 388 000	233 350 518
121 Tobacco, Unmanufactured And Refused	897 833	40 278 335	156 947	6 548 611
523 Metallicsalts And Peroxysalts	134 195	17 525 193	152 570	26 879 049
772 Electrical Apparatus For Making And Breaking Electrical Circuits	521 390	11 911 146	24 747	836 490
657 Special Yarns,textile Fabrics	0	10 697 200	0	1 958 049
LAINNYA	10 055 938	143 386 352	10 042 610	132 094 831
SUB TOTAL	14 730 646	304 868 928	17 764 874	401 667 548
UNITED ARAB EMIRATES				
342 Liquefied Propane And Butane	23 144 095	993 419 615	22 714 000	1 025 182 353
334 Petroleum Products, Refined	67 810 131	284 559 725	70 127 895	293 685 135
511 Hydrocarbon And Their Halogenated, Nitrated Derivatives	17 277 558	122 639 526	13 151 224	102 524 239
684 Alumunium	8 955 005	96 874 541	4 018 374	43 611 745
792 Aircraft And Associated Equipments And Parts	2 085	41 010 200	18	73 779
LAINNYA	22 327 931	192 601 801	31 746 166	324 211 484
SUB TOTAL	139 516 805	1 731 105 408	141 757 677	1 789 288 735
QATAR				
342 Liquefied Propane And Butane	115 517 210	577 129 124	112 430 761	616 354 791
334 Petroleum Products, Refined	54 090 508	556 759 103	55 286 849	581 908 224
511 Hydrocarbon And Their Halogenated, Nitrated Derivatives	5 053 750	148 897 611	3 675 000	118 678 634
333 Petroleum Oil, Crude	0	73 877 760	0	72 958 220
684 Alumunium	5 604 931	69 515 637	2 365 582	29 500 161
LAINNYA	33 534 724	169 718 185	29 580 303	213 983 023
SUB TOTAL	213 801 123	1 595 897 420	203 338 495	1 633 383 053
BAHRAIN				
792 Aircraft And Associated Equipments And Parts	0	44 200 000	0	61 000
684 Alumunium	1 209 395	26 257 689	546 564	11 809 882
282 Waste And Scrap Metal Of Iron/steel	0	1 829 889	0	3 918 165
251 Pulp And Waste Paper	0	983 025	0	4 113 715
334 Petroleum Products, Refined	0	630 053	0	401 920
LAINNYA	24 150	1 007 611	39 600	589 072
SUB TOTAL	1 233 545	74 908 267	586 164	20 893 754

**I.6 IMPOR KOMODITI MENURUT NEGARA ASAL / IMPORT BY COUNTRY OF ORIGIN
DAN LIMA GOLONGAN BARANG (SITC) UTAMA / AND FIVE MAJOR SITC COMMODITY GROUP
** DESEMBER / DECEMBER 2012 ****

Negara Asal/SITC/Uraian Golongan Barang <i>Country of Origin/SITC/group Description</i>	Berat Bersih / <i>Net Weight (Kg)</i>		Nilai CIF / <i>CIF Value (US\$)</i>	
	Bulan ini <i>Current month</i>	Kumulatif <i>Cum. Jan to date</i>	Bulan ini <i>Current month</i>	Kumulatif <i>Cum. Jan to date</i>
CYPRUS				
287 Ores And Concentrates Of Basemetals	0	1 865 683	0	728 168
251 Pulp And Waste Paper	0	910 433	0	4 149 470
745 Other Non-electical Machinery, Tools, And Mechanical Apparatus	2 333	199 719	5	4 853
671 Pig Iron,spiegeleisen,sponge Iron, And Ferro-alloys	0	115 335	0	72 000
232 Synthetic Rubber Latex, Synthetic/reclaimed Rubber	0	95 040	0	21 600
LAINNYA	0	247 082	0	420 908
SUB TOTAL	2 333	3 433 292	5	5 396 999
EGYPT				
562 Fertilizers, Manufactured	6 276 853	112 846 652	52 258 508	862 297 771
272 Fertilizers, Crude	6 707 678	47 326 524	43 020 000	294 873 700
522 Inorganic Chemical Elements, Oxides And Halogen Salts	0	24 342 733	0	33 102 012
057 Fruit And Nut; Fresh Or Dried	124 718	11 984 165	150 975	13 152 537
061 Sugar, Molasses, And Honey	3 000	8 396 394	2 999	39 243 087
LAINNYA	511 442	17 956 374	636 857	11 510 389
SUB TOTAL	13 623 691	222 852 842	96 069 339	1 254 179 496
LIBYAN ARAB JAMAHIRIYA				
333 Petroleum Oil, Crude	0	509 819 426	0	598 665 761
685 Lead	284 937	1 356 941	157 320	690 195
874 Measuring, Checking, Analysing, And Controlling Instrument And Appar	0	81 337	0	397
772 Electrical Apparatus For Making And Breaking Electrical Circuits	0	3 774	0	157
551 Essential Oils, Perfumes, And Flavour Materials	0	2 125	0	100
LAINNYA	35	3 130	6	19
SUB TOTAL	284 972	511 266 733	157 326	599 356 629
MOROCCO				
522 Inorganic Chemical Elements, Oxides And Halogen Salts	9 883 248	119 625 497	9 883 248	109 840 142
792 Aircraft And Associated Equipments And Parts	0	25 214 445	0	89 000
272 Fertilizers, Crude	0	24 146 723	0	125 941 000
842 Women's Coats/jacket, Not Knitted	811 752	7 929 912	10 861	111 426
562 Fertilizers, Manufactured	0	5 244 445	0	8 472 500
LAINNYA	445 294	5 861 989	10 284	1 114 516
SUB TOTAL	11 140 294	188 023 011	9 904 393	245 568 584
TUNISIA				
057 Fruit And Nut; Fresh Or Dried	0	8 867 024	0	2 863 546
523 Metallicsalts And Peroxysalts	575 875	7 958 630	899 000	11 705 000
772 Electrical Apparatus For Making And Breaking Electrical Circuits	76 903	1 832 683	2 751	73 298
251 Pulp And Waste Paper	0	1 477 350	0	956 573
061 Sugar, Molasses, And Honey	212 750	1 133 446	364 063	2 099 174
LAINNYA	161 989	2 208 379	53 750	920 316
SUB TOTAL	1 027 517	23 477 512	1 319 564	18 617 907
ALGERIA				
333 Petroleum Oil, Crude	0	278 715 467	0	304 881 281
334 Petroleum Products, Refined	0	27 949 317	0	33 000 000
251 Pulp And Waste Paper	103 007	1 241 274	463 420	5 132 800
748 Transmission Shafts And Cranks	0	82 151	0	45 608
749 Non-electric Parts And Accessories Of Machineries	0	79 104	0	67 620
LAINNYA	0	46 301	0	36 212
SUB TOTAL	103 007	308 113 614	463 420	343 163 521
SUDAN				
282 Waste And Scrap Metal Of Iron/steel	0	866 424	0	2 048 130
724 Textile/leather Machinery And Parts	0	563 098	0	10 342
288 Non-ferrous Base Metal Waste And Scraps	0	297 657	0	42 710
263 Cotton	0	56 960	0	36 648
759 Parts And Accessories For Machine Of Heading 751 Or 752	0	50 693	0	244
LAINNYA	6 073	61 286	1 494	24 322
SUB TOTAL	6 073	1 896 118	1 494	2 162 396

**I.6 IMPOR KOMODITI MENURUT NEGARA ASAL / IMPORT BY COUNTRY OF ORIGIN
DAN LIMA GOLONGAN BARANG (SITC) UTAMA / AND FIVE MAJOR SITC COMMODITY GROUP
** DESEMBER / DECEMBER 2012 ****

Negara Asal/SITC/Uraian Golongan Barang <i>Country of Origin/SITC/group Description</i>	Berat Bersih / <i>Net Weight (Kg)</i>		Nilai CIF / <i>CIF Value (US\$)</i>	
	Bulan ini <i>Current month</i>	Kumulatif <i>Cum. Jan to date</i>	Bulan ini <i>Current month</i>	Kumulatif <i>Cum. Jan to date</i>
ERITREA				
891 Arms And Ammunitions	0	755 174	0	2 815
784 Parts And Accessories Of The Motor Vehicles	886	886	25	25
LAINNYA	0	0	0	0
SUB TOTAL	886	756 060	25	2 840
LESOTHO				
656 Tulle,lace,enbroidery,ribbons,trimmings And Other Small Wares	0	780	0	2
629 Articles Of Rubbers	0	34	0	1
749 Non-electric Parts And Accessories Of Machineries	0	15	0	1
LAINNYA	0	0	0	0
SUB TOTAL	0	829	0	4
NAMIBIA				
282 Waste And Scrap Metal Of Iron/steel	0	1 311 208	0	2 975 618
057 Fruit And Nut; Fresh Or Dried	0	567 152	0	275 400
081 Feeding Stuff For Animals	0	204 000	0	160 000
685 Lead	0	142 863	0	102 045
273 Stone, Sand And Gravel	0	76 042	0	713 585
LAINNYA	0	107 857	0	25 786
SUB TOTAL	0	2 409 122	0	4 252 434
ETHIOPIA				
054 Vegetables, Fresh, Chilled, Frozen Or Simply Preserved	107 232	4 646 557	235 000	9 506 500
611 Leathers	383 915	2 326 434	6 584	37 493
075 Spices	125 792	1 064 471	75 760	561 760
222 Oil Seeds Use For Extraction Ofsoft Fixed Vegetable Oils	0	91 200	0	240 000
071 Coffee And Coffee Substitutes	1 049	4 697	120	600
LAINNYA	4	4	1	1
SUB TOTAL	617 992	8 133 363	317 465	10 346 354
TANZANIA, UNITED REP. OF				
263 Cotton	6 002 879	34 073 192	3 302 915	18 214 073
075 Spices	0	24 516 969	0	1 468 298
121 Tobacco, Unmanufactured And Refused	415 800	2 789 953	79 200	771 706
222 Oil Seeds Use For Extraction Ofsoft Fixed Vegetable Oils	77 425	1 642 269	76 014	2 278 992
071 Coffee And Coffee Substitutes	181 127	390 284	90 070	175 140
LAINNYA	0	348 310	0	365 714
SUB TOTAL	6 677 231	63 760 977	3 548 199	23 273 923
MADAGASCAR				
075 Spices	138 323	84 360 772	11 443	5 483 308
551 Essential Oils, Perfumes, And Flavour Materials	3 206 805	4 407 781	237 500	337 504
287 Ores And Concentrates Of Basemetals	0	1 434 719	0	967 323
222 Oil Seeds Use For Extraction Ofsoft Fixed Vegetable Oils	0	357 420	0	311 460
282 Waste And Scrap Metal Of Iron/steel	0	352 068	0	787 595
LAINNYA	9 950	235 194	550	64 794
SUB TOTAL	3 355 078	91 147 954	249 493	7 951 984
SOMALIA				
611 Leathers	0	576 416	0	117 240
431 Animal And Vegetable Oil; Fat Processed And Their Wax	0	13 662	0	11 880
735 Parts Of Machine Tools	0	7 451	0	29
582 Plates, Sheets, And Film Of Plastics	0	4 678	0	422
778 Electrical Machinery And Apparatus	0	221	0	9
LAINNYA	0	247	0	10
SUB TOTAL	0	602 675	0	129 590
KENYA				
074 Tea And Mate	618 956	6 711 442	172 810	2 148 117
611 Leathers	425 731	3 578 972	36 763	348 336
292 Crude Vegetable Materials	255 750	1 695 625	159 844	1 059 767

**I.6 IMPOR KOMODITI MENURUT NEGARA ASAL / IMPORT BY COUNTRY OF ORIGIN
DAN LIMA GOLONGAN BARANG (SITC) UTAMA / AND FIVE MAJOR SITC COMMODITY GROUP
** DESEMBER / DECEMBER 2012 ****

Negara Asal/SITC/Uraian Golongan Barang <i>Country of Origin/SITC/group Description</i>	Berat Bersih / <i>Net Weight (Kg)</i>		Nilai CIF / <i>CIF Value (US\$)</i>	
	Bulan ini <i>Current month</i>	Kumulatif <i>Cum. Jan to date</i>	Bulan ini <i>Current month</i>	Kumulatif <i>Cum. Jan to date</i>
263 Cotton	0	1 216 663	0	602 443
642 Paper And Paperboard Cut To Size/shape And Article Of Papers	0	761 920	0	302 400
LAINNYA	235 481	1 881 784	943 810	3 869 128
SUB TOTAL	1 535 918	15 846 406	1 313 227	8 330 191
REUNION				
251 Pulp And Waste Paper	0	1 210 291	0	6 074 827
282 Waste And Scrap Metal Of Iron/steel	0	47 816	0	111 460
579 Waste And Scrap Of Plastics	0	30 582	0	149 200
598 Miscellaneous Chemical Products	0	22 910	0	10 841
278 Other Crude Minerals	0	16 555	0	21 384
LAINNYA	12 462	15 651	800	1 564
SUB TOTAL	12 462	1 343 805	800	6 369 276
MOZAMBIQUE				
263 Cotton	2 390 157	18 839 913	1 201 518	9 235 546
222 Oil Seeds Use For Extraction Ofsoft Fixed Vegetable Oils	0	1 980 113	0	1 929 741
282 Waste And Scrap Metal Of Iron/steel	0	124 428	0	270 495
054 Vegetables, Fresh, Chilled, Frozen Or Simply Preserved	0	71 806	0	144 500
074 Tea And Mate	0	19 398	0	30 160
LAINNYA	0	19 742	0	17 206
SUB TOTAL	2 390 157	21 055 400	1 201 518	11 627 648
BOTSWANA				
658 Made-up Articles, Wholly/chiefly Of Textile Materials	0	2 136	0	117
655 Knitted Or Crocheted Fabrics	0	52	0	13
845 Articles Of Apparel	0	14	0	2
LAINNYA	0	0	0	0
SUB TOTAL	0	2 202	0	132
EQUATORIAL GUINEA				
874 Measuring, Checking, Analysing, And Controlling Instrument And Appar	0	7 710	0	6
LAINNYA	0	0	0	0
SUB TOTAL	0	7 710	0	6
TOGO				
263 Cotton	187 799	11 652 531	100 218	5 644 180
282 Waste And Scrap Metal Of Iron/steel	0	6 376 854	0	15 856 000
266 Synthetic Fibres Suitable For Spinning	0	85 811	0	18 014
724 Textile/leather Machinery And Parts	0	8 848	0	1 865
759 Parts And Accessories For Machine Of Heading 751 Or 752	0	6 836	0	288
LAINNYA	0	8 151	0	1 505
SUB TOTAL	187 799	18 139 031	100 218	21 521 852
GHANA				
072 Cocoa	1 018 847	9 328 996	349 938	3 349 938
263 Cotton	0	2 639 612	0	1 399 928
288 Non-ferrous Base Metal Waste And Scraps	0	1 298 228	0	293 590
282 Waste And Scrap Metal Of Iron/steel	0	1 111 912	0	2 659 767
727 Food Processing Machines And Parts	0	631 333	0	34 470
LAINNYA	28 411	687 844	3 080	405 903
SUB TOTAL	1 047 258	15 697 925	353 018	8 143 596
LIBERIA				
793 Ships, Boats, And Floating Structures	1 520 100	5 012 721	53 639 000	59 963 000
282 Waste And Scrap Metal Of Iron/steel	0	1 514 421	0	3 418 930
653 Fabrics, Woven, Of Man-made Fibres	0	75 400	0	3 045
291 Crude Animal Materials	0	5 080	0	112
899 Other Miscellaneous Manufactured Articles	0	1 450	0	128
LAINNYA	0	299	0	73
SUB TOTAL	1 520 100	6 609 371	53 639 000	63 385 288

**I.6 IMPOR KOMODITI MENURUT NEGARA ASAL / IMPORT BY COUNTRY OF ORIGIN
DAN LIMA GOLONGAN BARANG (SITC) UTAMA / AND FIVE MAJOR SITC COMMODITY GROUP
** DESEMBER / DECEMBER 2012 ****

Negara Asal/SITC/Uraian Golongan Barang <i>Country of Origin/SITC/group Description</i>	Berat Bersih / <i>Net Weight (Kg)</i>		Nilai CIF / <i>CIF Value (US\$)</i>	
	Bulan ini <i>Current month</i>	Kumulatif <i>Cum. Jan to date</i>	Bulan ini <i>Current month</i>	Kumulatif <i>Cum. Jan to date</i>
GUINEA				
231 Natural Rubber Latex;natural Rubber And Similar Natural Gums	0	374 220	0	113 400
282 Waste And Scrap Metal Of Iron/steel	0	344 448	0	854 560
685 Lead	0	86 846	0	45 570
713 Internal Combustion Piston Engines And Parts	0	9 845	0	1 892
653 Fabrics, Woven, Of Man-made Fibres	0	4 897	0	490
LAINNYA	0	8 011	0	107
SUB TOTAL	0	828 267	0	1 016 019
ANGOLA				
333 Petroleum Oil, Crude	0	498 857 559	0	600 934 626
744 Mechanical Handling Equipments And Parts	704 179	1 872 481	186 300	483 391
282 Waste And Scrap Metal Of Iron/steel	0	1 658 566	0	3 688 280
737 Metalworking Machinery And Parts	5 828	217 873	1 542	55 464
741 Heating And Cooling Equipments And Parts	153 184	164 274	11 632	14 452
LAINNYA	128 586	688 178	23 556	138 447
SUB TOTAL	991 777	503 458 931	223 030	605 314 660
CONGO				
248 Wood, simply Worked And Railway Sleeper Of Wood	17 396	566 818	21 591	611 892
292 Crude Vegetable Materials	0	352 000	0	220 000
282 Waste And Scrap Metal Of Iron/steel	0	313 103	0	732 360
247 Wood In The Rough Or Roughly Squared	0	113 946	0	127 861
611 Leathers	0	598	0	31
LAINNYA	0	59	0	2
SUB TOTAL	17 396	1 346 524	21 591	1 692 146
CAMEROON				
072 Cocoa	779 029	10 736 158	294 647	3 892 372
248 Wood, simply Worked And Railway Sleeper Of Wood	178 705	2 696 543	280 571	4 175 504
263 Cotton	0	884 967	0	419 258
685 Lead	0	277 323	0	143 755
247 Wood In The Rough Or Roughly Squared	0	166 951	0	256 247
LAINNYA	29 000	112 122	15 000	59 077
SUB TOTAL	986 734	14 874 064	590 218	8 946 213
NIGERIA				
333 Petroleum Oil, Crude	206 152 286	2 665 403 111	242 563 000	3 069 270 000
342 Liquefied Propane And Butane	0	69 596 690	0	67 523 700
263 Cotton	715 449	27 347 426	632 224	15 550 432
684 Aluminium	0	3 531 685	0	1 680 763
685 Lead	213 761	2 565 009	98 735	1 347 306
LAINNYA	322 353	2 219 588	128 639	566 996
SUB TOTAL	207 403 849	2 770 663 509	243 422 598	3 155 939 197
SIERRA LEONE				
282 Waste And Scrap Metal Of Iron/steel	0	2 374 612	0	5 541 751
793 Ships, Boats, And Floating Structures	0	250 011	0	1 440 000
248 Wood, simply Worked And Railway Sleeper Of Wood	0	29 145	0	49 120
744 Mechanical Handling Equipments And Parts	0	19 002	0	1 470
742 Pumps For Liquid And Parts	0	12 669	0	981
LAINNYA	1 228	15 851	80	556
SUB TOTAL	1 228	2 701 290	80	7 033 878
GABON				
282 Waste And Scrap Metal Of Iron/steel	0	934 248	0	2 160 450
248 Wood, simply Worked And Railway Sleeper Of Wood	0	220 291	0	194 529
634 Veneers, plywood, improved/reconstituted Wood Worked	0	49 761	0	84 677
641 Papers And Paperboards	0	27 636	0	20 471
288 Non-ferrous Base Metal Waste And Scraps	0	27 232	0	16 810
LAINNYA	0	7 238	0	458
SUB TOTAL	0	1 266 406	0	2 477 395

**I.6 IMPOR KOMODITI MENURUT NEGARA ASAL / IMPORT BY COUNTRY OF ORIGIN
DAN LIMA GOLONGAN BARANG (SITC) UTAMA / AND FIVE MAJOR SITC COMMODITY GROUP
** DESEMBER / DECEMBER 2012 ****

Negara Asal/SITC/Uraian Golongan Barang <i>Country of Origin/SITC/group Description</i>	Berat Bersih / <i>Net Weight (Kg)</i>		Nilai CIF / <i>CIF Value (US\$)</i>	
	Bulan ini <i>Current month</i>	Kumulatif <i>Cum. Jan to date</i>	Bulan ini <i>Current month</i>	Kumulatif <i>Cum. Jan to date</i>
COTE D'IVOIRE				
263 Cotton	183 545	23 112 571	100 006	11 091 021
072 Cocoa	0	14 133 281	0	5 516 147
288 Non-ferrous Base Metal Waste And Scraps	0	416 077	0	57 890
231 Natural Rubber Latex;natural Rubber And Similar Natural Gums	0	332 640	0	100 800
081 Feeding Stuff For Animals	0	165 000	0	10 000
LAINNYA	9 000	312 682	790	494 904
SUB TOTAL	192 545	38 472 251	100 796	17 270 762
SENEGAL				
282 Waste And Scrap Metal Of Iron/steel	182 245	2 689 140	471 590	6 472 350
263 Cotton	0	320 001	0	149 007
575 Other Plastics In Primary Forms	0	10 496	0	1 350
687 Tin	0	9 828	0	626
743 Pumps, Compressors, Fans, Blowers, Centrifuges, And Parts	0	6 212	0	8 465
LAINNYA	0	12 140	0	4 050
SUB TOTAL	182 245	3 047 817	471 590	6 635 848
MAURITANIA				
282 Waste And Scrap Metal Of Iron/steel	108 947	2 534 992	279 350	5 773 615
335 Residual Petroleum Products, And Related Materials	0	10 870	0	16 470
776 Thermionic, Cold Cathode, And Photo Cathode Valves/tubes	0	2 226	0	31
LAINNYA	0	0	0	0
SUB TOTAL	108 947	2 548 088	279 350	5 790 116
MALI				
263 Cotton	1 569 816	32 617 258	851 752	16 708 584
726 Printing/book Binding Machinery And Parts	71 177	440 242	1 048	6 123
759 Parts And Accessories For Machine Of Heading 751 Or 752	0	25 952	0	178
716 Rotating Electric Plants And Parts	0	15 306	0	790
772 Electrical Apparatus For Making And Breaking Electrical Circuits	0	7 370	0	149
LAINNYA	0	13 955	0	323
SUB TOTAL	1 640 993	33 120 083	852 800	16 716 147
BENIN				
288 Non-ferrous Base Metal Waste And Scraps	0	7 657 367	0	1 266 565
263 Cotton	0	3 058 782	0	1 308 201
282 Waste And Scrap Metal Of Iron/steel	41 736	2 111 165	104 080	4 824 080
222 Oil Seeds Use For Extraction Ofsoft Fixed Vegetable Oils	0	388 951	0	299 193
057 Fruit And Nut; Fresh Or Dried	0	29 583	0	31 810
LAINNYA	0	7 157	0	38
SUB TOTAL	41 736	13 253 005	104 080	7 729 887
BURKINA FASO				
263 Cotton	1 651 793	30 082 983	904 381	13 453 986
LAINNYA	0	0	0	0
SUB TOTAL	1 651 793	30 082 983	904 381	13 453 986
GAMBIA				
282 Waste And Scrap Metal Of Iron/steel	0	709 864	0	1 681 650
743 Pumps, Compressors, Fans, Blowers, Centrifuges, And Parts	0	8 850	0	75
742 Pumps For Liquid And Parts	0	2 619	0	150
892 Printed Matter	0	1 025	0	11
695 Tools For Used In The Hand Or In Machines	0	26	0	2
LAINNYA	0	0	0	0
SUB TOTAL	0	722 384	0	1 681 888
U.S. VIRGIN ISLANDS				
682 Copper	251 266	1 866 295	52 022	392 122
771 Electric Power Machinery And Parts	0	121 106	0	1 457
653 Fabrics, Woven, Of Man-made Fibres	0	43 407	0	8 350
655 Knitted Or Crocheted Fabrics	0	32 658	0	6 600

**I.6 IMPOR KOMODITI MENURUT NEGARA ASAL / IMPORT BY COUNTRY OF ORIGIN
DAN LIMA GOLONGAN BARANG (SITC) UTAMA / AND FIVE MAJOR SITC COMMODITY GROUP
** DESEMBER / DECEMBER 2012 ****

Negara Asal/SITC/Uraian Golongan Barang <i>Country of Origin/SITC/group Description</i>	Berat Bersih / <i>Net Weight (Kg)</i>		Nilai CIF / <i>CIF Value (US\$)</i>	
	Bulan ini <i>Current month</i>	Kumulatif <i>Cum. Jan to date</i>	Bulan ini <i>Current month</i>	Kumulatif <i>Cum. Jan to date</i>
772 Electrical Apparatus For Making And Breaking Electrical Circuits	0	2 674	0	40
LAINNYA	0	2 574	0	30
SUB TOTAL	251 266	2 068 714	52 022	408 599
SEYCHELLES				
112 Alcoholic Beverages	15 030	142 726	2 636	15 914
634 Veneers,plywood,improved/reconstituted Wood Worked	0	52 878	0	33 497
232 Synthetic Rubber Latex, Synthetic/reclaimed Rubber	0	45 360	0	17 640
893 Article Of Plastics	0	31 515	0	548
431 Animal And Vegetable Oil; Fat Processed And Their Wax	0	19 180	0	6 974
LAINNYA	0	55 260	0	19 095
SUB TOTAL	15 030	346 919	2 636	93 668
UGANDA				
263 Cotton	1 933 050	20 699 817	1 797 239	10 925 233
611 Leathers	0	1 714 644	0	149 115
121 Tobacco, Unmanufactured And Refused	377 070	1 074 886	58 771	176 344
689 Miscellaneous Non-ferrous Basemetals Employed In Metallurgy	0	459 112	0	15 000
074 Tea And Mate	0	45 706	0	22 080
LAINNYA	0	47 425	0	13 178
SUB TOTAL	2 310 120	24 041 590	1 856 010	11 300 950
CENTRAL AFRICAN REPUBLIC				
263 Cotton	366 113	8 433 290	203 738	4 675 847
282 Waste And Scrap Metal Of Iron/steel	0	547 927	0	1 185 990
292 Crude Vegetable Materials	0	118 542	0	7
269 Old Clothing And Other Old Textile Articles; Rags	0	2 828	0	526
742 Pumps For Liquid And Parts	0	1 267	0	588
LAINNYA	0	0	0	0
SUB TOTAL	366 113	9 103 854	203 738	5 862 958
NIGER				
782 Motor Vehicle For The Transportation Of Goods	79 000	839 638	18 600	86 340
772 Electrical Apparatus For Making And Breaking Electrical Circuits	0	117 994	0	16 500
684 Alumunium	0	61 279	0	19 935
679 Tubes, Pipes, Hollow Profile, Pipe Fitting Of Iron/steel	0	55 109	0	4 911
792 Aircraft And Associated Equipments And Parts	0	34 797	0	96
LAINNYA	0	21 845	0	11 126
SUB TOTAL	79 000	1 130 662	18 600	138 908
CHAD				
263 Cotton	0	5 174 510	0	2 578 670
551 Essential Oils, Perfumes, And Flavour Materials	0	629	0	46
LAINNYA	0	0	0	0
SUB TOTAL	0	5 175 139	0	2 578 716
DJIBOUTI				
054 Vegetables, Fresh, Chilled, Frozen Or Simply Preserved	0	1 200 919	0	1 431 000
282 Waste And Scrap Metal Of Iron/steel	0	100 411	0	246 460
747 Taps, Cocks, And Valves For Pipes	0	82 000	0	1 000
682 Copper	0	32 001	0	1 653
LAINNYA	0	0	0	0
SUB TOTAL	0	1 415 331	0	1 680 113
SAINT HELENA				
728 Other Machines And Equipment Specialized For Particular Industry	0	285 758	0	6 152
764 Telecommunication Equipments And Parts	0	126 000	0	39
687 Tin	0	22 570	0	1 264
695 Tools For Used In The Hand Or In Machines	0	21 459	0	7 800
771 Electric Power Machinery And Parts	0	8 384	0	604
LAINNYA	0	9 670	0	342
SUB TOTAL	0	473 841	0	16 201

**I.6 IMPOR KOMODITI MENURUT NEGARA ASAL / IMPORT BY COUNTRY OF ORIGIN
DAN LIMA GOLONGAN BARANG (SITC) UTAMA / AND FIVE MAJOR SITC COMMODITY GROUP
** DESEMBER / DECEMBER 2012 ****

Negara Asal/SITC/Uraian Golongan Barang <i>Country of Origin/SITC/group Description</i>	Berat Bersih / <i>Net Weight (Kg)</i>		Nilai CIF / <i>CIF Value (US\$)</i>	
	Bulan ini <i>Current month</i>	Kumulatif <i>Cum. Jan to date</i>	Bulan ini <i>Current month</i>	Kumulatif <i>Cum. Jan to date</i>
SAO TOME AND PRINCIPE				
773 Equipment For Distributing Electricity	0	622	0	2
LAINNYA	0	0	0	0
SUB TOTAL	0	622	0	2
SWAZILAND				
745 Other Non-electical Machinery, Tools, And Mechanical Apparatus	0	1 832 118	0	236 361
741 Heating And Cooling Equipments And Parts	10 754	947 653	121	19 523
724 Textile/leather Machinery And Parts	87 960	326 119	57 282	74 963
778 Electrical Machinery And Apparatus	0	274 947	0	727
737 Metalworking Machinery And Parts	0	272 934	0	34 602
LAINNYA	50 174	1 113 026	2 814	211 795
SUB TOTAL	148 888	4 766 797	60 217	577 971
SOUTH AFRICA				
251 Pulp And Waste Paper	19 298 311	261 828 995	25 088 235	311 916 633
684 Alumunium	6 570 355	111 425 034	2 956 770	51 144 251
282 Waste And Scrap Metal Of Iron/steel	704 003	57 460 106	1 709 545	128 686 206
061 Sugar, Molasses, And Honey	12 240 000	35 661 256	18 000 000	54 003 900
522 Inorganic Chemical Elements, Oxides And Halogen Salts	200 364	27 446 359	120 000	23 578 706
LAINNYA	7 252 049	168 159 371	3 349 890	138 511 852
SUB TOTAL	46 265 082	661 981 121	51 224 440	707 841 548
ZIMBABWE				
121 Tobacco, Unmanufactured And Refused	405 306	24 041 139	88 200	3 761 847
263 Cotton	2 244 768	22 543 226	1 287 011	11 159 461
074 Tea And Mate	0	286 883	0	305 700
899 Other Miscellaneous Manufactured Articles	0	111 158	0	3 539
684 Alumunium	4 290	4 290	480	480
LAINNYA	0	4 047	0	187
SUB TOTAL	2 654 364	46 990 743	1 375 691	15 231 214
ZAMBIA				
263 Cotton	1 537 693	11 761 773	836 975	6 116 742
121 Tobacco, Unmanufactured And Refused	0	21 142	0	2 200
LAINNYA	0	0	0	0
SUB TOTAL	1 537 693	11 782 915	836 975	6 118 942
MALAWI				
263 Cotton	1 151 910	4 261 495	660 792	2 219 623
121 Tobacco, Unmanufactured And Refused	0	1 763 149	0	716 179
074 Tea And Mate	0	47 651	0	34 960
845 Articles Of Apparel	0	102	0	1
LAINNYA	0	0	0	0
SUB TOTAL	1 151 910	6 072 397	660 792	2 970 763
COMOROS				
075 Spices	0	546 279	0	50 438
651 Textile Yarns	0	127	0	13
657 Special Yarns, textile Fabrics	0	86	0	13
641 Papers And Paperboards	0	15	0	2
845 Articles Of Apparel	0	10	0	1
LAINNYA	0	0	0	0
SUB TOTAL	0	546 517	0	50 467
MAURITIUS				
792 Aircraft And Associated Equipments And Parts	0	2 825 000	0	52 000
282 Waste And Scrap Metal Of Iron/steel	0	1 894 050	0	4 478 110
845 Articles Of Apparel	100 791	909 784	3 039	25 435
081 Feeding Stuff For Animals	0	757 774	0	790 810
844 Women's Coats/jackets, Knitted	27 973	147 091	835	4 060
LAINNYA	19 502	361 093	8 538	118 689
SUB TOTAL	148 266	6 894 792	12 412	5 469 104

**I.6 IMPOR KOMODITI MENURUT NEGARA ASAL / IMPORT BY COUNTRY OF ORIGIN
DAN LIMA GOLONGAN BARANG (SITC) UTAMA / AND FIVE MAJOR SITC COMMODITY GROUP
** DESEMBER / DECEMBER 2012 ****

Negara Asal/SITC/Uraian Golongan Barang <i>Country of Origin/SITC/group Description</i>	Berat Bersih / <i>Net Weight (Kg)</i>		Nilai CIF / <i>CIF Value (US\$)</i>	
	Bulan ini <i>Current month</i>	Kumulatif <i>Cum. Jan to date</i>	Bulan ini <i>Current month</i>	Kumulatif <i>Cum. Jan to date</i>
RWANDA				
653 Fabrics, Woven, Of Man-made Fibres	0	35 183	0	2 249
776 Thermionic, Cold Cathode, And Photo Cathode Valves/tubes	0	5 858	0	10
772 Electrical Apparatus For Making And Breaking Electrical Circuits	0	780	0	43
746 Ball Or Roller Bearings	0	206	0	12
676 Iron/steel Bars, Rods, Angels, Shaped And Sections	0	71	0	66
LAINNYA	0	30	0	1
SUB TOTAL	0	42 128	0	2 381
VIRGIN ISLANDS (BRITISH)				
231 Natural Rubber Latex;natural Rubber And Similar Natural Gums	0	662 321	0	183 360
821 Furnitures And Parts	0	556 537	0	87 000
575 Other Plastics In Primary Forms	0	307 462	0	100 965
657 Special Yarns,textile Fabrics	8 837	283 592	798	23 895
851 Footwears	5 009	249 024	530	28 419
LAINNYA	34 357	1 005 900	4 658	363 312
SUB TOTAL	48 203	3 064 836	5 986	786 951
AUSTRALIA				
041 Wheat And Meslin, Unmilled	57 571 699	1 482 237 829	156 771 720	4 420 921 982
684 Alumunium	20 055 130	302 127 705	8 756 439	128 404 811
001 Live Animals Other Than Fish	10 928 285	286 095 109	4 023 867	101 417 051
682 Copper	14 594 836	255 921 257	1 853 706	31 858 471
263 Cotton	22 021 187	237 245 718	11 511 210	100 497 600
LAINNYA	330 993 788	2 734 020 000	457 894 682	4 343 184 993
SUB TOTAL	456 164 925	5 297 647 618	640 811 624	9 126 284 908
NEW ZEALAND				
022 Milk,cream, And Milk Products Other Than Butter Or Cheese	25 971 697	248 148 776	8 680 944	72 483 184
251 Pulp And Waste Paper	5 417 789	81 119 059	12 657 494	192 519 901
024 Cheese And Curds	5 205 131	49 938 344	1 412 320	12 825 105
081 Feeding Stuff For Animals	3 398 696	49 280 097	4 367 932	78 762 199
023 Butter And Other Fats From Milk	2 400 953	37 858 342	699 196	9 868 062
LAINNYA	12 263 170	229 909 119	11 185 925	218 598 298
SUB TOTAL	54 657 436	696 253 737	39 003 811	585 056 749
MICRONESIA, FED. STATES OF				
292 Crude Vegetable Materials	301	8 019	84	2 524
057 Fruit And Nut; Fresh Or Dried	2	15	1	8
661 Lime,cement And Fabricated Construction Materials	0	6	0	3
LAINNYA	0	0	0	0
SUB TOTAL	303	8 040	85	2 535
GUAM				
846 Clothing Accessories Of Textiles Fabrics	0	662	0	6
845 Articles Of Apparel	0	182	0	6
LAINNYA	0	0	0	0
SUB TOTAL	0	844	0	12
PALAU				
655 Knitted Or Crocheted Fabrics	0	24	0	2
LAINNYA	0	0	0	0
SUB TOTAL	0	24	0	2
NAURU				
266 Synthetic Fibres Suitable For Spinning	0	5 828	0	299
699 Manufactures Of Base Metals	0	4 778	0	141
759 Parts And Accessories For Machine Of Heading 751 Or 752	0	47	0	1
LAINNYA	0	0	0	0
SUB TOTAL	0	10 653	0	441
NEW CALEDONIA				
515 Organo-inorganic And Heterocyclic Compounds	0	207 000	0	90 000

**I.6 IMPOR KOMODITI MENURUT NEGARA ASAL / IMPORT BY COUNTRY OF ORIGIN
DAN LIMA GOLONGAN BARANG (SITC) UTAMA / AND FIVE MAJOR SITC COMMODITY GROUP
** DESEMBER / DECEMBER 2012 ****

Negara Asal/SITC/Uraian Golongan Barang <i>Country of Origin/SITC/group Description</i>	Berat Bersih / <i>Net Weight (Kg)</i>		Nilai CIF / <i>CIF Value (US\$)</i>	
	Bulan ini <i>Current month</i>	Kumulatif <i>Cum. Jan to date</i>	Bulan ini <i>Current month</i>	Kumulatif <i>Cum. Jan to date</i>
773 Equipment For Distributing Electricity	0	71 501	0	104
772 Electrical Apparatus For Making And Breaking Electrical Circuits	0	12 467	0	34
723 Civil Engineering And Contractor Plants And Equipments/parts	0	7 399	0	707
592 Starches, Inulin, And Wheat Glutenal Buminoidal Substances; Glues	0	5 324	0	12
LAINNYA	235	15 034	19	395
SUB TOTAL	235	318 725	19	91 252
NIUE				
776 Thermionic, Cold Cathode, And Photo Cathode Valves/tubes	98	98	2	2
LAINNYA	0	0	0	0
SUB TOTAL	98	98	2	2
NORTHERN MARIANA ISLANDS				
893 Article Of Plastics	0	492	0	90
LAINNYA	0	0	0	0
SUB TOTAL	0	492	0	90
SAINT VINCENT AND THE GRENADINES				
661 Lime,cement And Fabricated Construction Materials	1 463 000	1 463 000	20 900 000	20 900 000
282 Waste And Scrap Metal Of Iron/steel	0	116 281	0	261 030
LAINNYA	0	0	0	0
SUB TOTAL	1 463 000	1 579 281	20 900 000	21 161 030
VANUATU				
072 Cocoa	142 980	270 960	60 000	120 000
776 Thermionic, Cold Cathode, And Photo Cathode Valves/tubes	0	4 397	0	3
LAINNYA	0	0	0	0
SUB TOTAL	142 980	275 357	60 000	120 003
BRITISH INDIAN OCEAN TERRITORY				
679 Tubes, Pipes, Hollow Profile, Pipe Fitting Of Iron/steel	142 258	285 419	2 764	5 053
575 Other Plastics In Primary Forms	0	40 000	0	20 000
747 Taps, Cocks, And Valves For Pipes	0	24 285	0	686
513 Carboxylic Acids,and Their Anhydrides,halides,peroxides	0	882	0	4
884 Optical Goods	0	630	0	2
LAINNYA	228	228	6	6
SUB TOTAL	142 486	351 444	2 770	25 751
AMERICAN SAMOA				
712 Steam Or Other Generating Boilers And Parts	0	19 290 713	0	225 107
592 Starches, Inulin, And Wheat Glutenal Buminoidal Substances; Glues	0	635 111	0	68 386
344 Petroleum Gases And Other Gas	38 052	601 358	595	7 805
263 Cotton	69 057	575 453	38 671	160 510
267 Other Man-made Fibres Suitable For Spinning And Waste	0	541 790	0	110 024
LAINNYA	144 707	1 928 331	12 862	1 107 189
SUB TOTAL	251 816	23 572 756	52 128	1 679 021
COOK ISLANDS				
653 Fabrics, Woven, Of Man-made Fibres	0	21 578	0	1 408
725 Papermill/pulpmill Machinery And Paper Cutting Machines	0	19 980	0	3 575
874 Measuring, Checking, Analysing, And Controlling Instrument And Appai	0	766	0	65
LAINNYA	0	0	0	0
SUB TOTAL	0	42 324	0	5 048
FIJI				
081 Feeding Stuff For Animals	0	504 478	0	645 420
282 Waste And Scrap Metal Of Iron/steel	0	357 639	0	825 140
251 Pulp And Waste Paper	102 867	255 307	532 990	1 148 630
111 Non-alcoholic Beverages, Nes	0	129 915	0	136 000
034 Fish, Fresh, Chilled Or Frozen	0	121 061	0	70 528
LAINNYA	309	144 105	30	54 018
SUB TOTAL	103 176	1 512 505	533 020	2 879 736

**I.6 IMPOR KOMODITI MENURUT NEGARA ASAL / IMPORT BY COUNTRY OF ORIGIN
DAN LIMA GOLONGAN BARANG (SITC) UTAMA / AND FIVE MAJOR SITC COMMODITY GROUP
** DESEMBER / DECEMBER 2012 ****

Negara Asal/SITC/Uraian Golongan Barang <i>Country of Origin/SITC/group Description</i>	Berat Bersih / <i>Net Weight (Kg)</i>		Nilai CIF / <i>CIF Value (US\$)</i>	
	Bulan ini <i>Current month</i>	Kumulatif <i>Cum. Jan to date</i>	Bulan ini <i>Current month</i>	Kumulatif <i>Cum. Jan to date</i>
KIRIBATI				
678 Wire Of Iron/steel	0	772	0	64
899 Other Miscellaneous Manufactured Articles	0	51	0	17
699 Manufactures Of Base Metals	1	1	1	1
LAINNYA	0	0	0	0
SUB TOTAL	1	824	1	82
MARSHALL ISLANDS				
793 Ships, Boats, And Floating Structures	0	21 500 000	0	6 554 000
682 Copper	6 153	6 153	12	12
759 Parts And Accessories For Machine Of Heading 751 Or 752	0	10	0	1
LAINNYA	0	0	0	0
SUB TOTAL	6 153	21 506 163	12	6 554 013
SAMOA				
034 Fish, Fresh, Chilled Or Frozen	0	85 659	0	28 595
773 Equipment For Distributing Electricity	0	83 208	0	8 856
571 Polymers Of Ethylene In Primary Forms	0	81 400	0	22 000
674 Flat Rolled Products, Clad Or Plated	0	54 669	0	50 855
772 Electrical Apparatus For Making And Breaking Electrical Circuits	91	3 922	5	50
LAINNYA	29	1 750	4	344
SUB TOTAL	120	310 608	9	110 700
SOLOMON ISLANDS				
072 Cocoa	76 563	1 711 217	30 000	750 000
034 Fish, Fresh, Chilled Or Frozen	0	1 207 858	0	520 630
246 Wood In Chips Or Particles And Waste	0	457 849	0	4 835 327
LAINNYA	0	0	0	0
SUB TOTAL	76 563	3 376 924	30 000	6 105 957
TONGA				
292 Crude Vegetable Materials	0	377	0	100
773 Equipment For Distributing Electricity	0	33	0	1
694 Nails, Screws, Nuts, Bolts, Rivets Of Iron/steel Or Copper	0	1	0	1
LAINNYA	0	0	0	0
SUB TOTAL	0	411	0	102
TUVALU				
793 Ships, Boats, And Floating Structures	0	1 957 788	0	1 598 000
516 Other Organic Chemicals	0	602 244	0	180
784 Parts And Accessories Of The Motor Vehicles	0	393	0	14
LAINNYA	0	0	0	0
SUB TOTAL	0	2 560 425	0	1 598 194
CHRISTMAS ISLANDS				
562 Fertilizers, Manufactured	0	6 240 000	0	39 000 000
792 Aircraft And Associated Equipments And Parts	0	3 927	0	12
784 Parts And Accessories Of The Motor Vehicles	0	232	0	3
874 Measuring, Checking, Analysing, And Controlling Instrument And Appar	0	59	0	2
LAINNYA	0	0	0	0
SUB TOTAL	0	6 244 218	0	39 000 017
U.S MINOR OUTLYING ISLAND				
784 Parts And Accessories Of The Motor Vehicles	0	2 964	0	9
749 Non-electric Parts And Accessories Of Machineries	0	723	0	45
LAINNYA	0	0	0	0
SUB TOTAL	0	3 687	0	54
COCOS (KEELING) ISLANDS				
694 Nails, Screws, Nuts, Bolts, Rivets Of Iron/steel Or Copper	0	5 712	0	17
764 Telecommunication Equipments And Parts	0	3 401	0	41
699 Manufactures Of Base Metals	0	578	0	6

**I.6 IMPOR KOMODITI MENURUT NEGARA ASAL / IMPORT BY COUNTRY OF ORIGIN
DAN LIMA GOLONGAN BARANG (SITC) UTAMA / AND FIVE MAJOR SITC COMMODITY GROUP
** DESEMBER / DECEMBER 2012 ****

Negara Asal/SITC/Uraian Golongan Barang <i>Country of Origin/SITC/group Description</i>	Berat Bersih / <i>Net Weight (Kg)</i>		Nilai CIF / <i>CIF Value (US\$)</i>	
	Bulan ini <i>Current month</i>	Kumulatif <i>Cum. Jan to date</i>	Bulan ini <i>Current month</i>	Kumulatif <i>Cum. Jan to date</i>
735 Parts Of Machine Tools	0	290	0	3
676 Iron/steel Bars, Rods, Angels, Shaped And Sections	0	281	0	3
LAINNYA	0	543	0	64
SUB TOTAL	0	10 805	0	134
TOKELAU				
874 Measuring, Checking, Analysing, And Controlling Instrument And Appar	0	63 974	0	167
737 Metalworking Machinery And Parts	0	19 187	0	96
772 Electrical Apparatus For Making And Breaking Electrical Circuits	0	6 773	0	162
845 Articles Of Apparel	0	3 430	0	108
842 Women's Coats/jacket, Not Knitted	0	1 837	0	57
LAINNYA	0	400	0	12
SUB TOTAL	0	95 601	0	602
EAST TIMOR				
071 Coffee And Coffee Substitutes	21 084	598 987	102 045	677 365
282 Waste And Scrap Metal Of Iron/steel	0	16 607	0	39 540
223 Oil Seeds Use For Extraction Of Other Fixed Vegetable Oils	2 041	12 032	14 076	84 082
057 Fruit And Nut; Fresh Or Dried	1 957	1 957	13 381	13 381
579 Waste And Scrap Of Plastics	0	1 343	0	4 017
LAINNYA	0	1 575	0	87
SUB TOTAL	25 082	632 501	129 502	818 472
UNITED STATES				
792 Aircraft And Associated Equipments And Parts	136 736 089	2 941 674 415	386 569	3 780 167
222 Oil Seeds Use For Extraction Ofsoft Fixed Vegetable Oils	132 309 426	1 131 983 121	199 419 226	1 810 657 364
081 Feeding Stuff For Animals	44 033 052	468 113 919	61 782 168	786 306 516
723 Civil Engineering And Contractor Plants And Equipments/parts	17 143 453	454 885 280	1 126 639	32 206 114
714 Engines And Motors, Non-electric And Parts	22 131 881	286 223 396	75 240	1 753 145
LAINNYA	477 645 476	6 319 731 919	281 823 819	3 462 769 235
SUB TOTAL	829 999 377	11 602 612 050	544 613 661	6 097 472 541
CANADA				
562 Fertilizers, Manufactured	24 046 960	646 740 785	52 276 000	1 324 253 876
041 Wheat And Meslin, Unmilled	54 453 774	389 463 580	133 750 503	930 618 874
251 Pulp And Waste Paper	20 118 530	243 227 338	31 564 718	367 308 074
792 Aircraft And Associated Equipments And Parts	27 924 773	211 117 191	14 755	237 169
081 Feeding Stuff For Animals	2 891 445	36 019 262	3 747 070	52 437 228
LAINNYA	33 982 841	284 177 883	10 774 949	84 054 226
SUB TOTAL	163 418 323	1 810 746 039	232 127 995	2 758 909 447
MEXICO				
764 Telecommunication Equipments And Parts	29 729 786	359 379 840	57 597	664 848
579 Waste And Scrap Of Plastics	3 438 302	35 860 830	5 738 576	47 623 133
282 Waste And Scrap Metal Of Iron/steel	18 203 012	18 203 012	43 862 680	43 862 680
752 Automatic Data Processing Machines And Their Units	1 264 094	16 820 003	5 413	66 475
722 Tractors	0	14 633 955	0	1 836 721
LAINNYA	7 597 172	123 541 489	1 520 788	33 019 597
SUB TOTAL	60 232 366	568 439 129	51 185 054	127 073 454
GUATEMALA				
071 Coffee And Coffee Substitutes	850	540 893	138	121 371
724 Textile/leather Machinery And Parts	0	128 714	0	27 245
845 Articles Of Apparel	384	79 962	16	3 351
651 Textile Yarns	0	71 290	0	7 040
551 Essential Oils, Perfumes, And Flavour Materials	0	28 727	0	120
LAINNYA	1 119	59 163	40	85 581
SUB TOTAL	2 353	908 749	194	244 708
HONDURAS				
282 Waste And Scrap Metal Of Iron/steel	0	546 793	0	1 301 028
579 Waste And Scrap Of Plastics	53 674	324 704	188 234	999 656
845 Articles Of Apparel	3 430	248 649	48	3 414

**I.6 IMPOR KOMODITI MENURUT NEGARA ASAL / IMPORT BY COUNTRY OF ORIGIN
DAN LIMA GOLONGAN BARANG (SITC) UTAMA / AND FIVE MAJOR SITC COMMODITY GROUP
** DESEMBER / DECEMBER 2012 ****

Negara Asal/SITC/Uraian Golongan Barang <i>Country of Origin/SITC/group Description</i>	Berat Bersih / <i>Net Weight (Kg)</i>		Nilai CIF / <i>CIF Value (US\$)</i>	
	Bulan ini <i>Current month</i>	Kumulatif <i>Cum. Jan to date</i>	Bulan ini <i>Current month</i>	Kumulatif <i>Cum. Jan to date</i>
269 Old Clothing And Other Old Textile Articles; Rags	0	85 881	0	121 407
655 Knitted Or Crocheted Fabrics	0	35 724	0	1 283
LAINNYA	5 454	60 149	195	94 410
SUB TOTAL	62 558	1 301 900	188 477	2 521 198
NICARAGUA				
771 Electric Power Machinery And Parts	0	657 934	0	46 975
121 Tobacco, Unmanufactured And Refused	0	439 043	0	15 405
752 Automatic Data Processing Machines And Their Units	0	102 505	0	1 439
845 Articles Of Apparel	292	96 737	4	1 510
621 Materials Of Rubber	443	16 645	17	1 106
LAINNYA	682	14 442	45	272
SUB TOTAL	1 417	1 327 306	66	66 707
PANAMA				
793 Ships, Boats, And Floating Structures	19 828 000	187 911 500	6 694 077	65 159 077
334 Petroleum Products, Refined	0	31 957 219	0	37 685 400
282 Waste And Scrap Metal Of Iron/steel	0	2 778 205	0	6 382 818
081 Feeding Stuff For Animals	340 637	1 810 018	354 730	3 897 250
716 Rotating Electric Plants And Parts	0	344 591	0	17 726
LAINNYA	387	424 014	60	285 433
SUB TOTAL	20 169 024	225 225 547	7 048 867	113 427 704
CUBA				
542 Medicaments, Including Veterinary Medicaments	0	1 084 083	0	564
282 Waste And Scrap Metal Of Iron/steel	0	130 966	0	290 390
121 Tobacco, Unmanufactured And Refused	0	28 037	0	5 118
112 Alcoholic Beverages	27	10 063	6	1 518
LAINNYA	0	0	0	0
SUB TOTAL	27	1 253 149	6	297 590
CURACAO				
652 Cotton Fabrics, Woven	0	25 370	0	1 503
LAINNYA	0	0	0	0
SUB TOTAL	0	25 370	0	1 503
SURINAME				
282 Waste And Scrap Metal Of Iron/steel	0	1 827 102	0	4 348 870
898 Musical Instrument And Parts/accessories	0	1 212	0	2
892 Printed Matter	0	384	0	8
629 Articles Of Rubbers	0	341	0	2
748 Transmission Shafts And Cranks	0	221	0	8
LAINNYA	0	0	0	0
SUB TOTAL	0	1 829 260	0	4 348 890
CHILE				
682 Copper	4 091 540	72 014 910	499 920	8 988 067
251 Pulp And Waste Paper	1 492 669	32 182 839	2 493 767	41 076 560
281 Iron Ore And Concentrates	0	28 998 140	0	147 676 000
057 Fruit And Nut; Fresh Or Dried	0	20 679 095	0	9 101 609
411 Animal Oils And Fats	826 964	10 027 392	527 710	6 298 625
LAINNYA	3 279 519	42 738 556	2 067 354	45 516 695
SUB TOTAL	9 690 692	206 640 932	5 588 751	258 657 556
VENEZUELA				
541 Medicinal And Pharmaceutical Products	30 699	259 489	748	4 550
514 Nitrogen-function Compounds	0	181 080	0	36 000
699 Manufactures Of Base Metals	0	59 400	0	39 600
723 Civil Engineering And Contractor Plants And Equipments/parts	0	57 347	0	979
874 Measuring, Checking, Analysing, And Controlling Instrument And Appar	0	44 889	0	48
LAINNYA	413	88 482	18	13 840
SUB TOTAL	31 112	690 687	766	95 017

**I.6 IMPOR KOMODITI MENURUT NEGARA ASAL / IMPORT BY COUNTRY OF ORIGIN
DAN LIMA GOLONGAN BARANG (SITC) UTAMA / AND FIVE MAJOR SITC COMMODITY GROUP
** DESEMBER / DECEMBER 2012 ****

Negara Asal/SITC/Uraian Golongan Barang <i>Country of Origin/SITC/group Description</i>	Berat Bersih / <i>Net Weight (Kg)</i>		Nilai CIF / <i>CIF Value (US\$)</i>	
	Bulan ini <i>Current month</i>	Kumulatif <i>Cum. Jan to date</i>	Bulan ini <i>Current month</i>	Kumulatif <i>Cum. Jan to date</i>
ARGENTINA				
081 Feeding Stuff For Animals	110 973 860	1 474 108 667	175 202 632	2 799 453 265
044 Maize, Unmilled	7 375 079	88 987 632	23 024 230	286 307 914
679 Tubes, Pipes, Hollow Profile, Pipe Fitting Of Iron/steel	4 086 632	82 481 829	2 851 264	50 906 992
263 Cotton	3 566 839	29 058 175	2 377 717	17 097 564
022 Milk,cream, And Milk Products Other Than Butter Or Cheese	640 606	20 378 417	202 000	5 319 500
LAINNYA	9 158 823	61 264 045	12 681 933	42 122 877
SUB TOTAL	135 801 839	1 756 278 765	216 339 776	3 201 208 112
BRAZIL				
061 Sugar, Molasses, And Honey	101 546 309	548 281 478	175 179 394	984 568 235
263 Cotton	41 793 782	359 007 130	20 140 737	152 255 007
672 Ingots And Other Iron/steel In Primary Forms	28 724 166	241 666 896	55 885 573	399 610 978
081 Feeding Stuff For Animals	3 864 480	169 248 393	5 343 824	300 889 839
281 Iron Ore And Concentrates	0	131 786 362	0	586 260 238
LAINNYA	30 451 302	520 960 779	23 473 386	250 746 682
SUB TOTAL	206 380 039	1 970 951 038	280 022 914	2 674 330 979
COLOMBIA				
542 Medicaments, Including Veterinary Medicaments	577 497	4 695 341	994	7 887
591 Disinfectants, Insecticides, And Fungicides Put In Forms	84 720	4 240 753	24 000	915 838
325 Coke And Semi Coke Of Coal/lignite/peat	395 268	2 632 190	975 971	6 284 855
575 Other Plastics In Primary Forms	239 137	2 123 727	126 000	645 357
513 Carboxylic Acids,and Their Anhydrides,halides,peroxides	133 976	1 406 174	52 000	582 200
LAINNYA	377 723	4 430 986	113 591	1 313 864
SUB TOTAL	1 808 321	19 529 171	1 292 556	9 750 001
BOLIVIA				
121 Tobacco, Unmanufactured And Refused	492 680	492 680	79 200	79 200
689 Miscellaneous Non-ferrous Basemetals Employed In Metallurgy	0	411 233	0	36 906
611 Leathers	0	138 489	0	14 500
522 Inorganic Chemical Elements, Oxides And Halogen Salts	0	78 000	0	72 000
248 Wood, simply Worked And Railway Sleeper Of Wood	0	30 341	0	21 864
LAINNYA	0	14 762	0	335
SUB TOTAL	492 680	1 165 505	79 200	224 805
URUGUAY				
251 Pulp And Waste Paper	895 626	6 535 232	1 489 499	10 958 807
222 Oil Seeds Use For Extraction Ofsoft Fixed Vegetable Oils	0	5 200 963	0	7 616 265
679 Tubes, Pipes, Hollow Profile, Pipe Fitting Of Iron/steel	0	3 016 065	0	1 056 277
248 Wood, simply Worked And Railway Sleeper Of Wood	263 310	2 011 879	478 710	3 547 402
045 Cereals, Unmilled	0	571 806	0	2 201 960
LAINNYA	346 603	2 661 639	155 417	2 395 902
SUB TOTAL	1 505 539	19 997 584	2 123 626	27 776 613
PARAGUAY				
081 Feeding Stuff For Animals	0	8 299 764	0	16 070 000
263 Cotton	376 650	8 069 139	205 838	4 323 419
044 Maize, Unmilled	2 502 797	2 502 797	7 796 875	7 796 875
611 Leathers	90 585	472 717	69 681	370 739
551 Essential Oils, Perfumes, And Flavour Materials	0	131 108	0	4 844
LAINNYA	0	78 255	0	56 962
SUB TOTAL	2 970 032	19 553 780	8 072 394	28 622 839
ECUADOR				
121 Tobacco, Unmanufactured And Refused	0	1 982 450	0	59 569
071 Coffee And Coffee Substitutes	0	1 333 000	0	155 000
081 Feeding Stuff For Animals	0	801 340	0	519 624
743 Pumps, Compressors, Fans, Blowers, Centrifuges, And Parts	72 858	622 841	2 863	25 196
411 Animal Oils And Fats	0	361 505	0	199 780
LAINNYA	198 730	1 729 351	158 406	1 334 114
SUB TOTAL	271 588	6 830 487	161 269	2 293 283

**I.6 IMPOR KOMODITI MENURUT NEGARA ASAL / IMPORT BY COUNTRY OF ORIGIN
DAN LIMA GOLONGAN BARANG (SITC) UTAMA / AND FIVE MAJOR SITC COMMODITY GROUP
** DESEMBER / DECEMBER 2012 ****

Negara Asal/SITC/Uraian Golongan Barang <i>Country of Origin/SITC/group Description</i>	Berat Bersih / <i>Net Weight (Kg)</i>		Nilai CIF / <i>CIF Value (US\$)</i>	
	Bulan ini <i>Current month</i>	Kumulatif <i>Cum. Jan to date</i>	Bulan ini <i>Current month</i>	Kumulatif <i>Cum. Jan to date</i>
PERU				
081 Feeding Stuff For Animals	1 920 059	32 049 671	1 080 650	21 538 613
562 Fertilizers, Manufactured	4 328 912	17 013 110	27 485 155	106 829 275
057 Fruit And Nut; Fresh Or Dried	234 636	15 208 533	112 176	6 908 328
411 Animal Oils And Fats	0	2 863 606	0	1 823 770
523 Metallicsalts And Peroxysalts LAINNYA	256 620 498 328	2 832 960 2 711 119	104 000 194 525	1 134 000 1 168 277
SUB TOTAL	7 238 555	72 678 999	28 976 506	139 402 263
GUYANA				
282 Waste And Scrap Metal Of Iron/steel	0	1 037 956	0	2 325 985
278 Other Crude Minerals LAINNYA	68 154 0	273 833 0	110 820 0	449 698 0
SUB TOTAL	68 154	1 311 789	110 820	2 775 683
TRINIDAD AND TOBAGO				
671 Pig Iron,spiegeleisen,sponge Iron, And Ferro-alloys	0	21 948 386	0	48 770 320
282 Waste And Scrap Metal Of Iron/steel	0	1 651 944	0	4 042 062
771 Electric Power Machinery And Parts	0	417 059	0	54 005
723 Civil Engineering And Contractor Plants And Equipments/parts	0	63 591	0	851
251 Pulp And Waste Paper LAINNYA	0 15 047	46 049 47 692	0 354	176 190 8 670
SUB TOTAL	15 047	24 174 721	354	53 052 098
BAHAMAS				
282 Waste And Scrap Metal Of Iron/steel	0	84 000	0	186 480
112 Alcoholic Beverages	1 232	19 266	232	3 528
851 Footwears	0	1 026	0	80
784 Parts And Accessories Of The Motor Vehicles	0	714	0	20
743 Pumps, Compressors, Fans, Blowers, Centrifuges, And Parts LAINNYA	0 0	55 0	0 0	1 0
SUB TOTAL	1 232	105 061	232	190 109
JAMAICA				
282 Waste And Scrap Metal Of Iron/steel	0	520 986	0	1 186 344
288 Non-ferrous Base Metal Waste And Scraps	0	305 593	0	183 680
251 Pulp And Waste Paper	0	39 139	0	158 653
071 Coffee And Coffee Substitutes	0	39 025	0	700
112 Alcoholic Beverages LAINNYA	1 642 0	23 503 2 953	170 0	4 097 18
SUB TOTAL	1 642	931 199	170	1 533 492
PUERTO RICO				
515 Organo-inorganic And Heterocyclic Compounds	394 758	2 492 438	21	209
542 Medicaments, Including Veterinary Medicaments	0	2 215 914	0	4 269
541 Medicinal And Pharmaceutical Products	0	1 856 863	0	2 523
282 Waste And Scrap Metal Of Iron/steel	0	1 023 438	0	2 600 189
759 Parts And Accessories For Machine Of Heading 751 Or 752 LAINNYA	291 834 44 425	781 081 1 184 247	2 273 2 404	6 055 191 686
SUB TOTAL	731 017	9 553 981	4 698	2 804 931
BELIZE				
793 Ships, Boats, And Floating Structures	0	3 360 186	0	8 998 000
263 Cotton	0	720 325	0	326 309
652 Cotton Fabrics, Woven	0	133 253	0	5 596
651 Textile Yarns	28 907	28 907	2 103	2 103
554 Soap,cleansing And Polishing Preparations LAINNYA	0 0	23 903 135	0 0	5 725 17
SUB TOTAL	28 907	4 266 709	2 103	9 337 750
DOMINICAN REPUBLIC				
282 Waste And Scrap Metal Of Iron/steel	0	2 639 661	0	5 944 785
121 Tobacco, Unmanufactured And Refused	0	820 061	0	37 238

**I.6 IMPOR KOMODITI MENURUT NEGARA ASAL / IMPORT BY COUNTRY OF ORIGIN
DAN LIMA GOLONGAN BARANG (SITC) UTAMA / AND FIVE MAJOR SITC COMMODITY GROUP
** DESEMBER / DECEMBER 2012 ****

Negara Asal/SITC/Uraian Golongan Barang <i>Country of Origin/SITC/group Description</i>	Berat Bersih / <i>Net Weight (Kg)</i>		Nilai CIF / <i>CIF Value (US\$)</i>	
	Bulan ini <i>Current month</i>	Kumulatif <i>Cum. Jan to date</i>	Bulan ini <i>Current month</i>	Kumulatif <i>Cum. Jan to date</i>
122 Tobacco, Manufactured	0	125 778	0	8 026
251 Pulp And Waste Paper	0	74 945	0	322 776
641 Papers And Paperboards	0	61 056	0	11 670
LAINNYA	22 404	121 403	229	1 516
SUB TOTAL	22 404	3 842 904	229	6 326 011
EL SALVADOR				
121 Tobacco, Unmanufactured And Refused	0	578 915	0	39 575
282 Waste And Scrap Metal Of Iron/steel	0	528 282	0	1 306 528
845 Articles Of Apparel	3 581	38 239	1 447	2 738
542 Medicaments, Including Veterinary Medicaments	0	22 320	0	1 440
655 Knitted Or Crocheted Fabrics	0	16 938	0	1 600
LAINNYA	705	24 916	14	569
SUB TOTAL	4 286	1 209 610	1 461	1 352 450
COSTA RICA				
759 Parts And Accessories For Machine Of Heading 751 Or 752	352 705	3 651 520	368	9 746
223 Oil Seeds Use For Extraction Of Other Fixed Vegetable Oils	193 463	935 590	901	4 599
611 Leathers	65 775	909 511	3 166	42 009
651 Textile Yarns	0	637 416	0	20 801
772 Electrical Apparatus For Making And Breaking Electrical Circuits	16 094	520 318	300	8 447
LAINNYA	177 415	1 859 003	247 823	2 154 571
SUB TOTAL	805 452	8 513 358	252 558	2 240 173
HAITI				
282 Waste And Scrap Metal Of Iron/steel	0	3 921 579	0	8 741 955
288 Non-ferrous Base Metal Waste And Scraps	0	32 832	0	18 240
845 Articles Of Apparel	0	27 007	0	420
551 Essential Oils, Perfumes, And Flavour Materials	9 675	26 468	307	498
843 Men's Coats/Jackets, Knitted	0	243	0	1
LAINNYA	169	334	36	55
SUB TOTAL	9 844	4 008 463	343	8 761 169
BARBADOS				
282 Waste And Scrap Metal Of Iron/steel	0	1 144 103	0	2 563 201
759 Parts And Accessories For Machine Of Heading 751 Or 752	1 290	2 580	13	33
772 Electrical Apparatus For Making And Breaking Electrical Circuits	702	702	4	4
874 Measuring, Checking, Analysing, And Controlling Instrument And Appar	0	310	0	4
112 Alcoholic Beverages	0	232	0	45
LAINNYA	0	0	0	0
SUB TOTAL	1 992	1 147 927	17	2 563 287
ANTIGUA AND BARBUDA				
793 Ships, Boats, And Floating Structures	4 150 000	5 169 525	2 873 000	7 965 000
263 Cotton	0	257 724	0	99 916
282 Waste And Scrap Metal Of Iron/steel	0	231 501	0	506 104
747 Taps, Cocks, And Valves For Pipes	0	59 422	0	507
288 Non-ferrous Base Metal Waste And Scraps	0	18 720	0	12 000
LAINNYA	0	10 767	0	770
SUB TOTAL	4 150 000	5 747 659	2 873 000	8 584 297
ANGUILLA				
651 Textile Yarns	0	13 435	0	947
784 Parts And Accessories Of The Motor Vehicles	0	6 459	0	224
745 Other Non-electical Machinery, Tools, And Mechanical Apparatus	0	512	0	26
LAINNYA	0	0	0	0
SUB TOTAL	0	20 406	0	1 197
ARUBA				
335 Residual Petroleum Products, And Related Materials	0	5 792 267	0	48 983 229
LAINNYA	0	0	0	0
SUB TOTAL	0	5 792 267	0	48 983 229

**I.6 IMPOR KOMODITI MENURUT NEGARA ASAL / IMPORT BY COUNTRY OF ORIGIN
DAN LIMA GOLONGAN BARANG (SITC) UTAMA / AND FIVE MAJOR SITC COMMODITY GROUP
** DESEMBER / DECEMBER 2012 ****

Negara Asal/SITC/Uraian Golongan Barang <i>Country of Origin/SITC/group Description</i>	Berat Bersih / <i>Net Weight (Kg)</i>		Nilai CIF / <i>CIF Value (US\$)</i>	
	Bulan ini <i>Current month</i>	Kumulatif <i>Cum. Jan to date</i>	Bulan ini <i>Current month</i>	Kumulatif <i>Cum. Jan to date</i>
BERMUDA				
342 Liquefied Propane And Butane	0	59 463 854	0	59 061 677
793 Ships, Boats, And Floating Structures	0	12 381 300	0	8 995 000
112 Alcoholic Beverages	319	638	39	77
LAINNYA	0	0	0	0
SUB TOTAL	319	71 845 792	39	68 056 754
CAPE VERDE				
621 Materials Of Rubber	0	2 451	0	251
713 Internal Combustion Piston Engines And Parts	0	1 495	0	140
LAINNYA	0	0	0	0
SUB TOTAL	0	3 946	0	391
CAYMAN ISLANDS				
728 Other Machines And Equipment Specialized For Particular Industry	1 195 606	1 195 606	17 725	17 725
872 Medical Instruments And Appliances	0	21 000	0	794
714 Engines And Motors, Non-electric And Parts	0	15 163	0	2
749 Non-electric Parts And Accessories Of Machineries	0	7 497	0	1
742 Pumps For Liquid And Parts	0	3 318	0	30
LAINNYA	0	725	0	60
SUB TOTAL	1 195 606	1 243 309	17 725	18 612
DOMINICA				
282 Waste And Scrap Metal Of Iron/steel	0	560 914	0	1 213 920
288 Non-ferrous Base Metal Waste And Scraps	0	31 911	0	19 340
845 Articles Of Apparel	0	793	0	10
874 Measuring, Checking, Analysing, And Controlling Instrument And Appar	0	689	0	18
772 Electrical Apparatus For Making And Breaking Electrical Circuits	0	619	0	26
LAINNYA	0	145	0	2
SUB TOTAL	0	595 071	0	1 233 316
FALKLAND ISLANDS				
034 Fish, Fresh, Chilled Or Frozen	0	31 944	0	1 244
772 Electrical Apparatus For Making And Breaking Electrical Circuits	0	3 407	0	104
629 Articles Of Rubbers	0	47	0	1
LAINNYA	0	0	0	0
SUB TOTAL	0	35 398	0	1 349
FRENCH GUIANA				
772 Electrical Apparatus For Making And Breaking Electrical Circuits	50 086	50 086	3 195	3 195
LAINNYA	0	0	0	0
SUB TOTAL	50 086	50 086	3 195	3 195
FRENCH POLYNESIA				
629 Articles Of Rubbers	0	61 901	0	8 305
291 Crude Animal Materials	0	9 308	0	18 615
848 Articles Of Apparel And Clothing Accessories Of Other Than Textile Fab	0	503	0	6
LAINNYA	0	0	0	0
SUB TOTAL	0	71 712	0	26 926
GREENLAND				
036 Crustaceans, Molluscs, And Aquatic Invertebrates	61 798	3 236 456	19 800	717 739
LAINNYA	0	0	0	0
SUB TOTAL	61 798	3 236 456	19 800	717 739
GRENADA				
894 Baby Carriages, Toys, Games, And Sporting Goods	0	72 480	0	9 457
884 Optical Goods	0	900	0	3
LAINNYA	0	0	0	0
SUB TOTAL	0	73 380	0	9 460

**I.6 IMPOR KOMODITI MENURUT NEGARA ASAL / IMPORT BY COUNTRY OF ORIGIN
DAN LIMA GOLONGAN BARANG (SITC) UTAMA / AND FIVE MAJOR SITC COMMODITY GROUP
** DESEMBER / DECEMBER 2012 ****

Negara Asal/SITC/Uraian Golongan Barang <i>Country of Origin/SITC/group Description</i>	Berat Bersih / <i>Net Weight (Kg)</i>		Nilai CIF / <i>CIF Value (US\$)</i>	
	Bulan ini <i>Current month</i>	Kumulatif <i>Cum. Jan to date</i>	Bulan ini <i>Current month</i>	Kumulatif <i>Cum. Jan to date</i>
MARTINIQUE				
651 Textile Yarns	0	13 162	0	1 695
251 Pulp And Waste Paper	0	5 434	0	24 150
LAINNYA	0	0	0	0
SUB TOTAL	0	18 596	0	25 845
NETHERLANDS ANTILLES				
892 Printed Matter	945 776	945 776	23	23
728 Other Machines And Equipment Specialized For Particular Industry	0	543 832	0	7 570
334 Petroleum Products, Refined	0	138 738	0	44 873
723 Civil Engineering And Contractor Plants And Equipments/parts	0	119 505	0	53 079
641 Papers And Paperboards	9 239	85 591	805	21 788
LAINNYA	71 948	240 118	16 802	23 404
SUB TOTAL	1 026 963	2 073 560	17 630	150 737
NORFOLK ISLANDS				
598 Miscellaneous Chemical Products	130 980	828 834	26 400	138 000
LAINNYA	0	0	0	0
SUB TOTAL	130 980	828 834	26 400	138 000
SAINT LUCIA				
282 Waste And Scrap Metal Of Iron/steel	0	103 224	0	224 400
288 Non-ferrous Base Metal Waste And Scraps	0	26 004	0	15 760
LAINNYA	0	0	0	0
SUB TOTAL	0	129 228	0	240 160
SAN MARINO				
778 Electrical Machinery And Apparatus	987	3 714	26	445
728 Other Machines And Equipment Specialized For Particular Industry	0	624	0	5
LAINNYA	0	0	0	0
SUB TOTAL	987	4 338	26	450
TURKS AND CAICOS ISLANDS				
121 Tobacco, Unmanufactured And Refused	0	1 446	0	80
LAINNYA	0	0	0	0
SUB TOTAL	0	1 446	0	80
GUADELOUPE				
251 Pulp And Waste Paper	0	10 924	0	50 260
751 Office Machines	0	2 391	0	22
743 Pumps, Compressors, Fans, Blowers, Centrifuges, And Parts	0	191	0	1
LAINNYA	0	0	0	0
SUB TOTAL	0	13 506	0	50 283
SAINT KITTS AND NEVIS				
695 Tools For Used In The Hand Or In Machines	0	2 174	0	8
713 Internal Combustion Piston Engines And Parts	0	24	0	1
LAINNYA	0	0	0	0
SUB TOTAL	0	2 198	0	9
UNITED KINGDOM				
782 Motor Vehicle For The Transportation Of Goods	10 317 690	172 623 283	844 720	14 612 427
792 Aircraft And Associated Equipments And Parts	1 286 900	72 106 507	1 496	183 295
744 Mechanical Handling Equipments And Parts	1 416 875	67 465 216	131 958	3 593 187
251 Pulp And Waste Paper	6 250 634	62 678 144	32 221 630	316 981 599
716 Rotating Electric Plants And Parts	1 712 196	56 491 162	156 618	4 671 222
LAINNYA	68 205 643	934 962 244	12 571 065	326 657 909
SUB TOTAL	89 189 938	1 366 326 556	45 927 487	666 699 639

**I.6 IMPOR KOMODITI MENURUT NEGARA ASAL / IMPORT BY COUNTRY OF ORIGIN
DAN LIMA GOLONGAN BARANG (SITC) UTAMA / AND FIVE MAJOR SITC COMMODITY GROUP
** DESEMBER / DECEMBER 2012 ****

Negara Asal/SITC/Uraian Golongan Barang <i>Country of Origin/SITC/group Description</i>	Berat Bersih / <i>Net Weight (Kg)</i>		Nilai CIF / <i>CIF Value (US\$)</i>	
	Bulan ini <i>Current month</i>	Kumulatif <i>Cum. Jan to date</i>	Bulan ini <i>Current month</i>	Kumulatif <i>Cum. Jan to date</i>
NETHERLANDS				
022 Milk,cream, And Milk Products Other Than Butter Or Cheese	3 051 791	80 829 557	1 025 830	28 130 031
782 Motor Vehicle For The Transportation Of Goods	461 491	65 085 665	40 661	5 741 886
792 Aircraft And Associated Equipments And Parts	13 785 001	42 899 391	47 703	156 357
793 Ships, Boats, And Floating Structures	0	38 782 425	0	9 850 841
098 Edible Products And Preparations	1 900 097	28 657 351	376 275	6 274 642
LAINNYA	46 797 337	623 975 441	15 473 940	265 492 153
SUB TOTAL	65 995 717	880 229 830	16 964 409	315 645 910
FRANCE				
792 Aircraft And Associated Equipments And Parts	123 609 543	530 359 517	208 276	854 527
723 Civil Engineering And Contractor Plants And Equipments/parts	10 765 626	135 583 445	890 962	10 637 587
251 Pulp And Waste Paper	5 331 661	116 853 796	11 755 126	195 503 147
022 Milk,cream, And Milk Products Other Than Butter Or Cheese	9 160 765	78 175 857	4 876 029	36 311 070
772 Electrical Apparatus For Making And Breaking Electrical Circuits	15 581 107	74 425 982	149 001	3 745 542
LAINNYA	126 723 742	988 816 572	9 868 462	275 687 666
SUB TOTAL	291 172 444	1 924 215 169	27 747 856	522 739 539
GERMANY, FED. REP. OF				
728 Other Machines And Equipment Specialized For Particular Industry	21 134 226	313 177 403	505 340	9 760 351
792 Aircraft And Associated Equipments And Parts	100 992 125	205 186 001	122 579	273 498
724 Textile/leather Machinery And Parts	15 628 527	183 993 475	664 271	8 694 270
744 Mechanical Handling Equipments And Parts	3 405 477	182 719 916	336 622	22 575 615
784 Parts And Accessories Of The Motor Vehicles	15 873 628	180 241 930	1 232 143	13 511 102
LAINNYA	222 851 175	3 123 230 404	61 142 359	822 642 987
SUB TOTAL	379 885 158	4 188 549 129	64 003 314	877 457 823
AUSTRIA				
776 Thermionic, Cold Cathode, And Photo Cathode Valves/tubes	4 468 157	77 900 180	9 507	155 294
716 Rotating Electric Plants And Parts	7 156	29 125 651	58	982 735
641 Papers And Paperboards	2 216 572	22 932 918	917 157	11 407 124
728 Other Machines And Equipment Specialized For Particular Industry	2 515 910	20 053 665	113 817	714 657
744 Mechanical Handling Equipments And Parts	465 113	17 223 371	43 402	2 110 328
LAINNYA	9 836 421	157 239 724	1 394 975	27 031 649
SUB TOTAL	19 509 329	324 475 509	2 478 916	42 401 787
BELGIUM				
515 Organo-inorganic And Heterocyclic Compounds	7 129 039	91 238 716	1 812 399	23 500 051
022 Milk,cream, And Milk Products Other Than Butter Or Cheese	4 770 172	33 611 490	1 699 900	11 369 650
723 Civil Engineering And Contractor Plants And Equipments/parts	54 150	28 121 392	6 711	2 728 398
251 Pulp And Waste Paper	1 894 854	21 939 024	9 172 880	108 066 230
743 Pumps, Compressors, Fans, Blowers, Centrifuges, And Parts	1 244 675	21 436 114	47 362	803 736
LAINNYA	29 080 830	431 792 560	8 647 452	191 059 005
SUB TOTAL	44 173 720	628 139 296	21 386 704	337 527 070
SWITZERLAND				
714 Engines And Motors, Non-electric And Parts	1 788 846	57 750 729	15 093	70 140 813
542 Medicaments, Including Veterinary Medicaments	1 376 158	45 723 232	2 008	202 076
541 Medicinal And Pharmaceutical Products	1 690 515	29 621 530	20 175	554 373
551 Essential Oils, Perfumes, And Flavour Materials	1 662 034	27 528 733	72 669	1 015 421
591 Disinfectants, Insecticides, And Fungicides Put In Forms	3 074 051	26 955 757	104 910	877 571
LAINNYA	26 716 754	354 094 950	1 857 710	36 965 697
SUB TOTAL	36 308 358	541 674 931	2 072 565	109 755 951
LUXEMBOURG				
676 Iron/steel Bars, Rods, Angels, Shaped And Sections	254 005	2 311 696	189 008	1 582 119
677 Rail/railway And Tractor Construction Of Iron/steel Materials	0	1 671 771	0	759 366
657 Special Yarns,textile Fabrics	41 789	1 126 505	5 914	118 239
741 Heating And Cooling Equipments And Parts	23 669	1 072 395	1 065	47 972
764 Telecommunication Equipments And Parts	149 577	343 301	124	232
LAINNYA	21 920	2 571 995	619	1 726 149
SUB TOTAL	490 960	9 097 663	196 730	4 234 077

**I.6 IMPOR KOMODITI MENURUT NEGARA ASAL / IMPORT BY COUNTRY OF ORIGIN
DAN LIMA GOLONGAN BARANG (SITC) UTAMA / AND FIVE MAJOR SITC COMMODITY GROUP
** DESEMBER / DECEMBER 2012 ****

Negara Asal/SITC/Uraian Golongan Barang <i>Country of Origin/SITC/group Description</i>	Berat Bersih / <i>Net Weight (Kg)</i>		Nilai CIF / <i>CIF Value (US\$)</i>	
	Bulan ini <i>Current month</i>	Kumulatif <i>Cum. Jan to date</i>	Bulan ini <i>Current month</i>	Kumulatif <i>Cum. Jan to date</i>
MONACO				
793 Ships, Boats, And Floating Structures	0	199 742	0	16 000
775 Household Type, Electrical/non-electrical Equipments	0	115 068	0	4 206
553 Perfumery, Cosmetics, And Toilet Preparations	2 648	66 900	28	1 137
652 Cotton Fabrics, Woven	0	57 871	0	7 112
851 Footwears	0	38 501	0	2 638
LAINNYA	4 842	75 984	210	4 370
SUB TOTAL	7 490	554 066	238	35 463
DENMARK				
542 Medicaments, Including Veterinary Medicaments	1 601 398	27 264 799	3 757	64 919
022 Milk,cream, And Milk Products Other Than Butter Or Cheese	396 180	18 502 647	124 986	3 917 028
728 Other Machines And Equipment Specialized For Particular Industry	1 066 396	11 801 788	80 134	705 753
793 Ships, Boats, And Floating Structures	1 000 000	11 525 522	2 055 000	17 804 534
598 Miscellaneous Chemical Products	82 215	9 984 665	29 895	970 213
LAINNYA	12 856 753	94 408 651	2 539 095	20 179 205
SUB TOTAL	17 002 942	173 488 072	4 832 867	43 641 652
NORWAY				
562 Fertilizers, Manufactured	4 385 018	76 587 715	7 984 245	132 631 293
723 Civil Engineering And Contractor Plants And Equipments/parts	345 295	22 179 018	4 560	829 130
251 Pulp And Waste Paper	2 927 143	15 158 169	6 813 937	40 366 238
782 Motor Vehicle For The Transportation Of Goods	0	13 299 500	0	1 090 800
679 Tubes, Pipes, Hollow Profile, Pipe Fitting Of Iron/steel	4 379	11 910 211	22	609 601
LAINNYA	4 594 312	95 702 460	1 573 738	26 022 869
SUB TOTAL	12 256 147	234 837 073	16 376 502	201 549 931
SWEDEN				
764 Telecommunication Equipments And Parts	60 760 427	580 688 591	102 177	1 400 518
782 Motor Vehicle For The Transportation Of Goods	606 800	245 194 957	40 688	23 847 112
251 Pulp And Waste Paper	7 440 939	104 313 580	8 284 883	108 193 699
641 Papers And Paperboards	5 752 244	63 954 249	5 064 054	57 882 091
783 Road Motor Vehicles	2 067 275	29 716 432	203 034	2 650 073
LAINNYA	24 078 679	274 848 146	7 357 829	58 680 830
SUB TOTAL	100 706 364	1 298 715 955	21 052 665	252 654 323
FINLAND				
725 Papermill/pulpmill Machinery And Paper Cutting Machines	150 161	141 308 900	1 801	2 334 722
759 Parts And Accessories For Machine Of Heading 751 Or 752	45 463 746	64 339 570	3 642	61 158
764 Telecommunication Equipments And Parts	27 700 878	52 579 490	5 905	138 372
641 Papers And Paperboards	1 881 497	29 255 701	1 705 018	29 081 720
716 Rotating Electric Plants And Parts	2 246 765	22 837 798	136 760	3 328 267
LAINNYA	10 050 796	138 491 895	2 236 717	30 769 695
SUB TOTAL	87 493 843	448 813 354	4 089 843	65 713 934
IRELAND				
022 Milk,cream, And Milk Products Other Than Butter Or Cheese	1 161 394	18 356 604	419 950	7 002 943
551 Essential Oils, Perfumes, And Flavour Materials	562 944	14 243 035	17 427	1 194 843
542 Medicaments, Including Veterinary Medicaments	507 727	10 728 263	2 710	50 979
792 Aircraft And Associated Equipments And Parts	1 500	8 971 032	4	55 102
752 Automatic Data Processing Machines And Their Units	380 813	7 935 363	2 829	37 881
LAINNYA	2 853 487	49 632 520	1 901 106	27 879 404
SUB TOTAL	5 467 865	109 866 817	2 344 026	36 221 152
ITALY				
728 Other Machines And Equipment Specialized For Particular Industry	10 914 752	168 478 884	374 370	5 994 669
745 Other Non-electrical Machinery, Tools, And Mechanical Apparatus	13 153 067	112 096 757	192 786	1 829 937
747 Taps, Cocks, And Valves For Pipes	14 505 536	92 425 799	412 391	3 004 976
679 Tubes, Pipes, Hollow Profile, Pipe Fitting Of Iron/steel	10 817 768	90 090 661	4 893 712	41 573 906
723 Civil Engineering And Contractor Plants And Equipments/parts	8 730 721	63 493 785	963 008	12 185 096
LAINNYA	82 883 505	997 240 652	42 691 847	404 000 520
SUB TOTAL	141 005 349	1 523 826 538	49 528 114	468 589 104

**I.6 IMPOR KOMODITI MENURUT NEGARA ASAL / IMPORT BY COUNTRY OF ORIGIN
DAN LIMA GOLONGAN BARANG (SITC) UTAMA / AND FIVE MAJOR SITC COMMODITY GROUP
** DESEMBER / DECEMBER 2012 ****

Negara Asal/SITC/Uraian Golongan Barang <i>Country of Origin/SITC/group Description</i>	Berat Bersih / <i>Net Weight (Kg)</i>		Nilai CIF / <i>CIF Value (US\$)</i>	
	Bulan ini <i>Current month</i>	Kumulatif <i>Cum. Jan to date</i>	Bulan ini <i>Current month</i>	Kumulatif <i>Cum. Jan to date</i>
SPAIN				
679 Tubes, Pipes, Hollow Profile, Pipe Fitting Of Iron/steel	6 295 046	44 003 723	434 865	7 286 504
782 Motor Vehicle For The Transportation Of Goods	1 068 040	23 661 568	107 290	2 183 721
625 Rubber Tyre, tyre Cases, tyre Treads, inner Tubes, And Tyre Flaps	1 257 352	23 238 494	120 121	2 410 798
533 Pigments, Paints, Varnishes, And Related Materials	2 055 296	20 560 640	1 315 644	16 131 260
511 Hydrocarbon And Their Halogenated, Nitrated Derivatives LAINNYA	364 148 26 166 684	18 433 531 329 192 472	210 673 5 320 779	14 623 834 78 258 282
SUB TOTAL	37 206 566	459 090 428	7 509 372	120 894 399
PORTUGAL				
845 Articles Of Apparel	485 638	4 832 576	7 550	79 330
784 Parts And Accessories Of The Motor Vehicles	154 622	2 560 955	9 755	165 541
721 Agricultural Machinery And Parts	28 713	2 409 821	80	124 489
744 Mechanical Handling Equipments And Parts	0	1 543 941	0	198 951
842 Women's Coats/jacket, Not Knitted LAINNYA	170 462 1 106 222	1 530 314 15 066 997	1 763 170 242	17 120 4 847 176
SUB TOTAL	1 945 657	27 944 604	189 390	5 432 607
ICELAND				
671 Pig Iron, spiegeleisen, sponge Iron, And Ferro-alloys	0	480 000	0	140 000
041 Wheat And Meslin, Unmilled	0	233 453	0	861 450
542 Medicaments, Including Veterinary Medicaments	0	79 601	0	2 586
663 Mineral Manufactures	0	21 840	0	15 252
893 Article Of Plastics LAINNYA	0 357	13 811 23 927	0 13	2 235 2 178
SUB TOTAL	357	852 632	13	1 023 701
MONTSERRAT				
776 Thermionic, Cold Cathode, And Photo Cathode Valves/tubes LAINNYA	0 0	355 0	0 0	2 0
SUB TOTAL	0	355	0	2
GREECE				
263 Cotton	6 789 524	69 828 871	3 705 763	32 934 932
251 Pulp And Waste Paper	1 661 439	25 038 303	8 260 860	118 796 196
121 Tobacco, Unmanufactured And Refused	1 105 644	14 610 788	240 249	1 972 578
771 Electric Power Machinery And Parts	1 408 580	3 585 632	27 470	197 143
724 Textile/leather Machinery And Parts LAINNYA	204 524 873 392	2 425 773 7 385 266	25 582 1 670 621	111 887 10 669 393
SUB TOTAL	12 043 103	122 874 633	13 930 545	164 682 129
VATICAN CITY STATE				
533 Pigments, Paints, Varnishes, And Related Materials	0	66 000	0	24 000
248 Wood, simply Worked And Railway Sleeper Of Wood	0	26 903	0	43 725
776 Thermionic, Cold Cathode, And Photo Cathode Valves/tubes	0	6 349	0	2
699 Manufactures Of Base Metals	0	100	0	5
747 Taps, Cocks, And Valves For Pipes LAINNYA	0 0	1 0	0 0	1 0
SUB TOTAL	0	99 353	0	67 733
ANDORRA				
334 Petroleum Products, Refined	0	22 609 460	0	22 362 039
764 Telecommunication Equipments And Parts	3 092	3 092	480	480
582 Plates, Sheets, And Film Of Plastics	0	197	0	48
748 Transmission Shafts And Cranks	0	91	0	3
653 Fabrics, Woven, Of Man-made Fibres LAINNYA	0 0	2 0	0 0	1 0
SUB TOTAL	3 092	22 612 842	480	22 362 571
LIECHTENSTEIN				
772 Electrical Apparatus For Making And Breaking Electrical Circuits	31 260	288 220	919	7 853
741 Heating And Cooling Equipments And Parts	0	43 810	0	3 546
533 Pigments, Paints, Varnishes, And Related Materials	0	33 423	0	2 100

**I.6 IMPOR KOMODITI MENURUT NEGARA ASAL / IMPORT BY COUNTRY OF ORIGIN
DAN LIMA GOLONGAN BARANG (SITC) UTAMA / AND FIVE MAJOR SITC COMMODITY GROUP
** DESEMBER / DECEMBER 2012 ****

Negara Asal/SITC/Uraian Golongan Barang <i>Country of Origin/SITC/group Description</i>	Berat Bersih / <i>Net Weight (Kg)</i>		Nilai CIF / <i>CIF Value (US\$)</i>	
	Bulan ini <i>Current month</i>	Kumulatif <i>Cum. Jan to date</i>	Bulan ini <i>Current month</i>	Kumulatif <i>Cum. Jan to date</i>
287 Ores And Concentrates Of Basemetals	0	8 892	0	30
699 Manufactures Of Base Metals	0	3 164	0	9
LAINNYA	0	8 416	0	364
SUB TOTAL	31 260	385 925	919	13 902
DEMOCRATIC REP. OF THE CONGO				
292 Crude Vegetable Materials	0	2 902 328	0	1 179 310
231 Natural Rubber Latex;natural Rubber And Similar Natural Gums	0	594 750	0	195 000
248 Wood,simply Worked And Railway Sleeper Of Wood	0	184 932	0	300 242
222 Oil Seeds Use For Extraction Ofsoft Fixed Vegetable Oils	14 850	39 177	16 500	43 814
786 Trailers And Other Vehicles, Not Motorized	0	28 058	0	711
LAINNYA	0	25 865	0	16 155
SUB TOTAL	14 850	3 775 110	16 500	1 735 232
HUNGARY				
764 Telecommunication Equipments And Parts	12 190 011	124 345 007	17 502	190 428
752 Automatic Data Processing Machines And Their Units	289 629	8 944 279	1 521	28 859
778 Electrical Machinery And Apparatus	418 956	4 876 829	14 971	230 756
541 Medicinal And Pharmaceutical Products	463 823	4 135 742	2 573	24 599
751 Office Machines	868 046	2 311 074	3 223	8 305
LAINNYA	3 098 285	17 755 732	187 580	2 898 817
SUB TOTAL	17 328 750	162 368 663	227 370	3 381 764
POLAND				
022 Milk,cream, And Milk Products Other Than Butter Or Cheese	1 108 345	17 503 622	743 900	10 374 000
515 Organo-inorganic And Heterocyclic Compounds	2 347 583	16 582 844	1 000 020	6 257 776
778 Electrical Machinery And Apparatus	664 925	11 444 806	77 238	1 480 154
728 Other Machines And Equipment Specialized For Particular Industry	56 010	8 773 869	292	115 644
793 Ships, Boats, And Floating Structures	2 375 000	8 303 946	4 889 000	14 641 002
LAINNYA	11 835 926	64 796 278	1 970 716	18 768 428
SUB TOTAL	18 387 789	127 405 365	8 681 166	51 637 004
ROMANIA				
714 Engines And Motors, Non-electric And Parts	0	37 051 371	0	92 561
764 Telecommunication Equipments And Parts	7 729	8 801 912	33	23 265
743 Pumps, Compressors, Fans, Blowers, Centrifuges, And Parts	2 382 066	4 783 181	44 249	107 294
679 Tubes, Pipes, Hollow Profile, Pipe Fitting Of Iron/steel	0	3 070 262	0	1 258 382
542 Medicaments, Including Veterinary Medicaments	532 431	2 380 324	2 100	8 590
LAINNYA	656 316	10 168 652	80 110	1 383 756
SUB TOTAL	3 578 542	66 255 702	126 492	2 873 848
BULGARIA				
891 Arms And Ammunitions	0	6 050 119	0	307 915
075 Spices	617 278	5 076 600	1 517 425	14 002 553
772 Electrical Apparatus For Making And Breaking Electrical Circuits	313 986	3 462 630	8 754	116 604
737 Metalworking Machinery And Parts	0	2 117 361	0	339 774
081 Feeding Stuff For Animals	119 520	1 699 364	26 000	473 000
LAINNYA	1 088 565	9 813 498	294 681	5 825 009
SUB TOTAL	2 139 349	28 219 572	1 846 860	21 064 855
SERBIA				
746 Ball Or Roller Bearings	86	10 256	69	1 340
737 Metalworking Machinery And Parts	575	750	266	314
764 Telecommunication Equipments And Parts	0	37	0	1
772 Electrical Apparatus For Making And Breaking Electrical Circuits	0	21	0	1
778 Electrical Machinery And Apparatus	0	9	0	1
LAINNYA	0	6	0	1
SUB TOTAL	661	11 079	335	1 658
ALBANIA				
671 Pig Iron,spiegeleisen,sponge Iron, And Ferro-alloys	76 099	541 496	50 230	326 005
845 Articles Of Apparel	7 670	53 727	119	896

**I.6 IMPOR KOMODITI MENURUT NEGARA ASAL / IMPORT BY COUNTRY OF ORIGIN
DAN LIMA GOLONGAN BARANG (SITC) UTAMA / AND FIVE MAJOR SITC COMMODITY GROUP
** DESEMBER / DECEMBER 2012 ****

Negara Asal/SITC/Uraian Golongan Barang <i>Country of Origin/SITC/group Description</i>	Berat Bersih / <i>Net Weight (Kg)</i>		Nilai CIF / <i>CIF Value (US\$)</i>	
	Bulan ini <i>Current month</i>	Kumulatif <i>Cum. Jan to date</i>	Bulan ini <i>Current month</i>	Kumulatif <i>Cum. Jan to date</i>
851 Footwears	2 680	36 981	47	934
098 Edible Products And Preparations	0	1 482	0	145
551 Essential Oils, Perfumes, And Flavour Materials	0	729	0	30
LAINNYA	90	641	16	19
SUB TOTAL	86 539	635 056	50 412	328 029
ARMENIA				
893 Article Of Plastics	0	124 511	0	29 870
598 Miscellaneous Chemical Products	0	18 674	0	925
694 Nails, Screws, Nuts, Bolts, Rivets Of Iron/steel Or Copper	0	9 666	0	944
745 Other Non-electrical Machinery, Tools, And Mechanical Apparatus	0	6 289	0	44
899 Other Miscellaneous Manufactured Articles	0	5 852	0	90
LAINNYA	0	4 900	0	496
SUB TOTAL	0	169 892	0	32 369
AZERBAIJAN				
333 Petroleum Oil, Crude	108 702 323	1 233 533 870	133 188 061	1 463 625 629
891 Arms And Ammunitions	0	6 043	0	472
871 Optical Instrument And Apparatus	0	709	0	54
699 Manufactures Of Base Metals	0	331	0	25
893 Article Of Plastics	0	92	0	8
LAINNYA	0	69	0	6
SUB TOTAL	108 702 323	1 233 541 114	133 188 061	1 463 626 194
BELARUS				
562 Fertilizers, Manufactured	1 462 500	69 540 634	3 000 000	132 332 448
625 Rubber Tyre, tyre Cases, tyre Treads, inner Tubes, And Tyre Flaps	644 974	14 474 194	62 886	2 063 571
782 Motor Vehicle For The Transportation Of Goods	0	1 503 715	0	169 000
848 Articles Of Apparel And Clothing Accessories Of Other Than Textile Fab	0	493 744	0	524
811 Prefabricated Buildings	0	223 585	0	364
LAINNYA	24 426	602 951	372	26 632
SUB TOTAL	2 131 900	86 838 823	3 063 258	134 592 539
KAZAKHSTAN				
673 Flat Rolled Products, Not Clad	0	25 457 199	0	37 791 203
686 Zinc	2 401 294	22 463 227	1 202 205	10 943 791
685 Lead	1 204 973	6 237 420	490 824	2 671 712
041 Wheat And Meslin, Unmilled	0	350 655	0	1 037 440
759 Parts And Accessories For Machine Of Heading 751 Or 752	0	91 123	0	104
LAINNYA	1 187	118 551	6	25 358
SUB TOTAL	3 607 454	54 718 175	1 693 035	52 469 608
KYRGYZSTAN				
682 Copper	0	346 514	0	37 357
728 Other Machines And Equipment Specialized For Particular Industry	0	253 011	0	1 850
121 Tobacco, Unmanufactured And Refused	0	156 169	0	39 537
657 Special Yarns, textile Fabrics	0	138 835	0	8 475
687 Tin	0	110 300	0	5 040
LAINNYA	25 003	462 897	7 884	137 386
SUB TOTAL	25 003	1 467 726	7 884	229 645
MOLDOVA, REPUBLIC OF				
893 Article Of Plastics	0	264 759	0	16 887
845 Articles Of Apparel	7 532	186 405	238	5 877
842 Women's Coats/jacket, Not Knitted	10 716	141 707	277	3 888
844 Women's Coats/jackets, Knitted	3 096	76 766	121	2 381
679 Tubes, Pipes, Hollow Profile, Pipe Fitting Of Iron/steel	2 515	2 515	590	590
LAINNYA	422	5 439	2	208
SUB TOTAL	24 281	677 591	1 228	29 831
TAJIKISTAN				
684 Alumunium	0	7 591 703	0	3 612 186
582 Plates, Sheets, And Film Of Plastics	0	32 612	0	16 306
LAINNYA	0	0	0	0
SUB TOTAL	0	7 624 315	0	3 628 492

**I.6 IMPOR KOMODITI MENURUT NEGARA ASAL / IMPORT BY COUNTRY OF ORIGIN
DAN LIMA GOLONGAN BARANG (SITC) UTAMA / AND FIVE MAJOR SITC COMMODITY GROUP
** DESEMBER / DECEMBER 2012 ****

Negara Asal/SITC/Uraian Golongan Barang <i>Country of Origin/SITC/group Description</i>	Berat Bersih / <i>Net Weight (Kg)</i>		Nilai CIF / <i>CIF Value (US\$)</i>	
	Bulan ini <i>Current month</i>	Kumulatif <i>Cum. Jan to date</i>	Bulan ini <i>Current month</i>	Kumulatif <i>Cum. Jan to date</i>
TURKMENISTAN				
263 Cotton	0	1 213 663	0	693 345
841 Men's Coats/jackets, Not Knitted	6 262	57 366	164	1 451
842 Women's Coats/jacket, Not Knitted	0	3 957	0	98
845 Articles Of Apparel	0	3 897	0	405
848 Articles Of Apparel And Clothing Accessories Of Other Than Textile Fab	0	155	0	6
LAINNYA	0	0	0	0
SUB TOTAL	6 262	1 279 038	164	695 305
UKRAINE				
672 Ingots And Other Iron/steel In Primary Forms	13 240 468	486 676 525	24 699 141	789 400 045
673 Flat Rolled Products, Not Clad	2 825 079	110 827 184	3 877 257	141 534 856
041 Wheat And Meslin, Unmilled	61 145 831	66 027 235	16 891 115	30 506 220
562 Fertilizers, Manufactured	0	52 956 844	0	180 234 385
046 Meal And Flour Of Wheat And Flour Of Meslin	1 457 053	12 014 736	4 137 000	34 365 150
LAINNYA	5 774 528	45 573 453	2 302 355	94 926 761
SUB TOTAL	84 442 959	774 075 977	51 906 868	1 270 967 417
UZBEKISTAN				
263 Cotton	0	165 101	0	97 894
784 Parts And Accessories Of The Motor Vehicles	0	74 252	0	3 905
713 Internal Combustion Piston Engines And Parts	0	59 614	0	3 020
776 Thermionic, Cold Cathode, And Photo Cathode Valves/tubes	0	18 966	0	396
723 Civil Engineering And Contractor Plants And Equipments/parts	0	1 880	0	26
LAINNYA	0	11	0	1
SUB TOTAL	0	319 824	0	105 242
LITHUANIA				
562 Fertilizers, Manufactured	0	12 354 466	0	38 006 870
022 Milk,cream, And Milk Products Other Than Butter Or Cheese	145 724	3 324 259	100 000	2 375 000
282 Waste And Scrap Metal Of Iron/steel	0	1 635 932	0	3 508 830
842 Women's Coats/jacket, Not Knitted	11 329	164 808	69	1 391
728 Other Machines And Equipment Specialized For Particular Industry	0	116 129	0	5 763
LAINNYA	43 523	406 453	9 421	185 995
SUB TOTAL	200 576	18 002 047	109 490	44 083 849
LATVIA				
625 Rubber Tyre,tyre Cases,tyre Treads,inner Tubes, And Tyre Flaps	0	3 132 000	0	314 430
232 Synthetic Rubber Latex, Synthetic/reclaimed Rubber	82 080	724 815	21 600	189 450
282 Waste And Scrap Metal Of Iron/steel	0	700 327	0	1 553 900
764 Telecommunication Equipments And Parts	142 360	319 841	652	1 559
699 Manufactures Of Base Metals	0	186 661	0	26 286
LAINNYA	40 324	659 624	1 081	175 698
SUB TOTAL	264 764	5 723 268	23 333	2 261 323
ESTONIA				
764 Telecommunication Equipments And Parts	122 783	85 702 851	2 426	203 220
641 Papers And Paperboards	0	1 131 252	0	1 032 437
282 Waste And Scrap Metal Of Iron/steel	0	913 568	0	1 979 735
525 Radioactive And Associated Materials	0	559 200	0	40 000
772 Electrical Apparatus For Making And Breaking Electrical Circuits	15 812	158 858	60	2 726
LAINNYA	86 181	870 911	67 069	826 742
SUB TOTAL	224 776	89 336 640	69 555	4 084 860
GEORGIA				
684 Alumunium	0	2 133 586	0	987 360
523 Metallicsalts And Peroxysalts	0	2 047 145	0	464 441
282 Waste And Scrap Metal Of Iron/steel	0	1 081 031	0	2 433 010
778 Electrical Machinery And Apparatus	182	620 732	14	14 580
098 Edible Products And Preparations	0	288 540	0	18 333
LAINNYA	89 772	687 673	1 636	89 606
SUB TOTAL	89 954	6 858 707	1 650	4 007 330

**I.6 IMPOR KOMODITI MENURUT NEGARA ASAL / IMPORT BY COUNTRY OF ORIGIN
DAN LIMA GOLONGAN BARANG (SITC) UTAMA / AND FIVE MAJOR SITC COMMODITY GROUP
** DESEMBER / DECEMBER 2012 ****

Negara Asal/SITC/Uraian Golongan Barang <i>Country of Origin/SITC/group Description</i>	Berat Bersih / <i>Net Weight (Kg)</i>		Nilai CIF / <i>CIF Value (US\$)</i>	
	Bulan ini <i>Current month</i>	Kumulatif <i>Cum. Jan to date</i>	Bulan ini <i>Current month</i>	Kumulatif <i>Cum. Jan to date</i>
CROATIA				
793 Ships, Boats, And Floating Structures	3 275 000	3 275 000	677 000	677 000
121 Tobacco, Unmanufactured And Refused	249 480	2 128 698	59 400	455 400
791 Railway Vehicles And Associated Equipments	708 243	1 986 463	1 791	5 876
737 Metalworking Machinery And Parts	20 747	1 558 093	2 553	245 377
248 Wood, simply Worked And Railway Sleeper Of Wood	50 534	449 605	44 997	561 135
LAINNYA	203 760	1 445 975	4 784	409 691
SUB TOTAL	4 507 764	10 843 834	790 525	2 354 479
BOSNIA AND HERZEGOVINA				
121 Tobacco, Unmanufactured And Refused	0	373 032	0	79 200
641 Papers And Paperboards	0	127 514	0	209 734
725 Papermill/pulpmill Machinery And Paper Cutting Machines	70 500	79 990	35 780	36 380
851 Footwears	0	24 874	0	189
248 Wood, simply Worked And Railway Sleeper Of Wood	15 855	15 855	22 400	22 400
LAINNYA	6 431	27 711	76	611
SUB TOTAL	92 786	648 976	58 256	348 514
MALTA				
793 Ships, Boats, And Floating Structures	1 665 460	1 665 460	36 855 000	36 855 000
542 Medicaments, Including Veterinary Medicaments	646 901	1 233 985	832	2 537
778 Electrical Machinery And Apparatus	34 490	368 973	240	2 872
579 Waste And Scrap Of Plastics	0	264 832	0	393 332
251 Pulp And Waste Paper	0	152 355	0	681 795
LAINNYA	5 593	219 525	90	29 551
SUB TOTAL	2 352 444	3 905 130	36 856 162	37 965 087
SLOVAKIA				
514 Nitrogen-function Compounds	0	1 637 150	0	1 015 000
778 Electrical Machinery And Apparatus	180 793	1 134 895	4 324	78 972
773 Equipment For Distributing Electricity	1 182	933 832	14	101 313
737 Metalworking Machinery And Parts	39 061	442 177	2 984	37 447
772 Electrical Apparatus For Making And Breaking Electrical Circuits	2 043	333 508	177	5 177
LAINNYA	264 022	4 538 034	16 705	870 393
SUB TOTAL	487 101	9 019 596	24 204	2 108 302
SLOVENIA				
737 Metalworking Machinery And Parts	152 860	1 751 925	42 800	430 369
728 Other Machines And Equipment Specialized For Particular Industry	0	1 380 705	0	73 207
598 Miscellaneous Chemical Products	16 080	1 359 379	3 496	182 768
542 Medicaments, Including Veterinary Medicaments	67 985	1 264 831	132	8 185
711 Steam And Other Vapour Generating Boilers And Parts	0	1 110 067	0	274 949
LAINNYA	478 697	6 984 782	59 362	792 879
SUB TOTAL	715 622	13 851 689	105 790	1 762 357
CZECH REPUBLIC				
251 Pulp And Waste Paper	6 510 260	30 250 077	7 445 208	35 599 695
764 Telecommunication Equipments And Parts	487 129	15 419 739	24 565	600 913
772 Electrical Apparatus For Making And Breaking Electrical Circuits	441 386	8 528 685	13 063	273 923
712 Steam Or Other Generating Boilers And Parts	6 705 882	6 705 882	168 605	168 605
744 Mechanical Handling Equipments And Parts	89 321	5 714 711	3 468	293 345
LAINNYA	6 666 883	52 409 546	910 934	13 005 650
SUB TOTAL	20 900 861	119 028 640	8 565 843	49 942 131
SOUTH GEORGIA AND THE SOUTH SA				
575 Other Plastics In Primary Forms	0	4 760	0	2 000
728 Other Machines And Equipment Specialized For Particular Industry	0	690	0	70
743 Pumps, Compressors, Fans, Blowers, Centrifuges, And Parts	0	475	0	21
749 Non-electric Parts And Accessories Of Machineries	0	112	0	4
679 Tubes, Pipes, Hollow Profile, Pipe Fitting Of Iron/steel	0	102	0	3
LAINNYA	0	16	0	1
SUB TOTAL	0	6 155	0	2 099

**I.6 IMPOR KOMODITI MENURUT NEGARA ASAL / IMPORT BY COUNTRY OF ORIGIN
DAN LIMA GOLONGAN BARANG (SITC) UTAMA / AND FIVE MAJOR SITC COMMODITY GROUP
** DESEMBER / DECEMBER 2012 ****

Negara Asal/SITC/Uraian Golongan Barang <i>Country of Origin/SITC/group Description</i>	Berat Bersih / <i>Net Weight (Kg)</i>		Nilai CIF / <i>CIF Value (US\$)</i>	
	Bulan ini <i>Current month</i>	Kumulatif <i>Cum. Jan to date</i>	Bulan ini <i>Current month</i>	Kumulatif <i>Cum. Jan to date</i>
REP. OF MACEDONIA				
121 Tobacco, Unmanufactured And Refused	0	547 827	0	59 556
842 Women's Coats/jacket, Not Knitted	2 145	18 295	10	297
727 Food Processing Machines And Parts	0	11 900	0	1 800
845 Articles Of Apparel	1 751	4 459	8	24
844 Women's Coats/jackets, Knitted	957	3 342	4	72
LAINNYA	0	4 099	0	806
SUB TOTAL	4 853	589 922	22	62 555
FAEROE ISLANDS				
629 Articles Of Rubbers	0	17	0	1
LAINNYA	0	0	0	0
SUB TOTAL	0	17	0	1
RUSSIA FEDERATION				
672 Ingots And Other Iron/steel In Primary Forms	5 589 170	1 077 426 953	10 069 208	1 839 533 586
334 Petroleum Products, Refined	36 512 338	408 441 696	38 732 073	417 753 502
562 Fertilizers, Manufactured	4 645 500	369 690 082	8 323 976	768 191 245
333 Petroleum Oil, Crude	81 667 410	319 915 832	99 778 812	391 798 770
278 Other Crude Minerals	6 287 958	65 912 849	10 626 400	116 360 346
LAINNYA	12 092 983	264 271 721	9 983 718	276 354 953
SUB TOTAL	146 795 359	2 505 659 133	177 514 187	3 809 992 402

**I.7 IMPOR KOMODITI TERTENTU MENURUT NEGARA ASAL UTAMA
CERTAIN COMMODITIES IMPORT BY MAIN COUNTRY OF ORIGIN**

** DESEMBER / DECEMBER 2012 **

Komoditi Commodity	Negara Asal Country of Origin	Berat Bersih / Net Weight (Kg)		Nilai CIF / CIF Value (US\$)	
		Bulan ini Current month	Kumulatif Cum. Jan to date	Bulan ini Current month	Kumulatif Cum. Jan to date
Beras	VIET NAM	382 893 500	1 084 782 835	180 771 581	564 925 700
	THAILAND	8 375 000	315 352 697	5 028 999	186 171 374
	INDIA	71 571 836	259 022 560	32 194 989	122 189 032
	PAKISTAN	19 189 000	133 078 000	7 672 335	52 483 437
	CHINA	0	3 099 295	0	11 205 553
	OTHERS	1 640 598	15 036 916	709 810	8 648 086
	Sub Total		483 669 934	1 810 372 303	226 377 714
Jagung	INDIA	54 218 160	1 125 763 271	16 786 273	318 888 027
	ARGENTINA	23 024 230	286 307 914	7 375 079	88 987 632
	PAKISTAN	4 779 750	146 204 372	1 399 020	45 919 361
	BRAZIL	6 300 000	74 375 233	2 003 400	23 051 666
	UNITED STATES	20 865	44 153 759	24 058	15 762 067
	OTHERS	8 266 174	16 189 948	4 438 309	9 289 497
	Sub Total		96 609 179	1 692 994 497	32 026 139
Kedelai	UNITED STATES	199 319 220	1 810 357 224	132 167 558	1 131 563 300
	MALAYSIA	2 980 657	56 037 613	2 747 896	47 472 949
	SOUTH AFRICA	0	31 526 260	0	17 312 961
	URUGUAY	0	7 616 265	0	5 200 963
	CANADA	101 040	7 632 540	90 654	4 604 084
	OTHERS	1 863 853	8 036 627	1 190 343	5 075 709
	Sub Total		204 264 770	1 921 206 529	136 196 451
Biji Gandum dan Meslin	AUSTRALIA	156 771 720	4 420 921 982	57 571 699	1 482 237 829
	CANADA	133 750 503	930 618 874	54 453 774	389 463 580
	UNITED STATES	17 935 745	686 380 356	7 769 100	256 394 638
	UKRAINE	16 891 115	30 506 220	61 145 831	66 027 235
	INDIA	21 537 138	107 461 578	7 402 711	34 255 163
	OTHERS	0	74 600 679	0	25 471 735
	Sub Total		346 886 221	6 250 489 689	188 343 115
Tepung terigu	SRI LANKA	10 402 500	175 312 600	4 469 663	80 356 590
	TURKEY	7 388 000	230 997 518	3 121 290	80 107 060
	UKRAINE	4 137 000	34 365 150	1 457 053	12 014 736
	BELGIUM	0	9 675 000	0	4 329 176
	AUSTRALIA	418	9 787 614	3 719	4 008 392
	OTHERS	1 167 344	19 544 270	545 217	8 017 283
	Sub Total		23 095 262	479 682 152	9 596 942
Gula Pasir	THAILAND	24 500 000	60 860 000	15 837 400	39 061 565
	AUSTRALIA	680 032	9 343 889	542 887	8 030 341
	KOREA, REPUBLIC OF	0	6 440 111	0	5 039 950
	MALAYSIA	500 000	5 800 093	304 786	4 056 835
	NEW ZEALAND	760 035	2 900 500	603 570	2 344 920
	OTHERS	155 000	5 709 720	102 760	3 494 461
	Sub Total		26 595 067	91 054 313	17 391 403
Gula Tebu	THAILAND	23 850 000	1 451 518 949	12 219 798	872 659 087
	BRAZIL	175 179 394	984 568 225	101 546 309	548 281 457
	AUSTRALIA	45 450 000	220 950 000	27 300 129	135 530 649
	SOUTH AFRICA	18 000 000	54 000 000	12 240 000	35 641 800
	PHILIPPINES	0	12 853 304	0	7 504 627
	OTHERS	0	995 368	0	625 375
	Sub Total		262 479 394	2 724 885 846	153 306 236

**I.7 IMPOR KOMODITI TERTENTU MENURUT NEGARA ASAL UTAMA
CERTAIN COMMODITIES IMPORT BY MAIN COUNTRY OF ORIGIN**

** DESEMBER / DECEMBER 2012 **

Komoditi Commodity	Negara Asal Country of Origin	Berat Bersih / Net Weight (Kg)		Nilai CIF / CIF Value (US\$)	
		Bulan ini Current month	Kumulatif Cum. Jan to date	Bulan ini Current month	Kumulatif Cum. Jan to date
Daging Sejenis Lembu					
	AUSTRALIA	2 866 221	29 413 485	12 142 381	113 757 315
	NEW ZEALAND	522 326	9 618 217	1 743 648	35 596 478
	UNITED STATES	33 589	1 308 113	227 001	6 650 244
	SINGAPORE	27	172	415	1 528
	OTHERS	0	0	0	0
	Sub Total	3 422 163	40 339 987	14 113 445	156 005 565
Daging Ayam					
	MALAYSIA	0	6 461	0	29 192
	BELGIUM	0	336	0	5 593
	OTHERS	0	0	0	0
	Sub Total	0	6 797	0	34 785
Garam					
	AUSTRALIA	78 500 000	1 648 541 000	3 524 000	80 858 253
	INDIA	47 250 000	565 731 000	1 972 688	25 356 995
	NEW ZEALAND	24 000	1 574 000	9 792	596 038
	CHINA	0	5 980 918	0	474 644
	GERMANY, FED. REP. OF	1 053	429 438	15 956	362 299
	OTHERS	144 710	749 399	83 059	309 323
	Sub Total	125 919 763	2 223 005 755	5 605 495	107 957 552
Mentega					
	NEW ZEALAND	699 196	9 868 062	2 400 953	37 858 342
	BELGIUM	128 250	1 985 800	549 349	11 892 934
	AUSTRALIA	168 200	1 241 271	584 914	4 664 512
	FRANCE	40 342	668 641	232 500	4 165 703
	NETHERLANDS	19 600	364 710	112 352	1 866 474
	OTHERS	6 000	52 668	7 620	109 176
	Sub Total	1 061 588	14 181 152	3 887 688	60 557 141
Minyak Goreng					
	MALAYSIA	1 408 937	17 156 737	2 024 235	25 962 031
	VIET NAM	335 920	2 804 243	447 779	3 967 215
	SINGAPORE	206 994	1 486 882	357 867	2 421 760
	THAILAND	195	820 795	338	1 236 179
	UNITED STATES	17 962	509 177	35 160	1 119 452
	OTHERS	18 042	829 632	39 042	1 338 840
	Sub Total	1 988 050	23 607 466	2 904 421	36 045 477
Susu					
	NEW ZEALAND	8 269 244	70 950 788	24 838 706	243 314 535
	AUSTRALIA	3 894 530	33 330 539	13 680 117	110 386 801
	UNITED STATES	837 975	34 944 120	2 407 249	106 030 026
	SINGAPORE	21 218	3 483 541	13 457	39 117 681
	FRANCE	1 019 194	12 187 170	2 816 789	35 771 659
	OTHERS	6 335 522	55 097 677	17 669 434	185 966 600
	Sub Total	20 377 683	209 993 835	61 425 752	720 587 302
Bawang Merah					
	THAILAND	550 500	33 275 996	374 985	16 642 237
	VIET NAM	56 000	32 526 892	26 880	14 614 149
	INDIA	518 040	23 160 135	248 659	7 731 082
	PHILIPPINES	0	5 311 540	0	2 426 098
	MALAYSIA	0	680 129	0	552 818
	OTHERS	0	2 038 175	0	867 260
	Sub Total	1 124 540	96 992 867	650 524	42 833 644

**I.7 IMPOR KOMODITI TERTENTU MENURUT NEGARA ASAL UTAMA
CERTAIN COMMODITIES IMPORT BY MAIN COUNTRY OF ORIGIN**

** DESEMBER / DECEMBER 2012 **

Komoditi Commodity	Negara Asal Country of Origin	Berat Bersih / Net Weight (Kg)		Nilai CIF / CIF Value (US\$)	
		Bulan ini Current month	Kumulatif Cum. Jan to date	Bulan ini Current month	Kumulatif Cum. Jan to date
Bawang putih	CHINA	18 654 000	410 109 368	12 025 828	239 400 794
	INDIA	0	3 424 619	0	1 700 331
	MALAYSIA	0	1 124 747	0	1 085 261
	PAKISTAN	0	203 000	0	81 200
	THAILAND	0	57 862	0	36 871
	OTHERS	0	38 165	0	37 782
	Sub Total		18 654 000	414 957 761	12 025 828
Kelapa	THAILAND	58 375	988 491	55 479	957 577
	SINGAPORE	49 000	529 595	44 288	727 304
	INDONESIA	0	88 500	0	156 197
	AUSTRALIA	0	16 519	0	60 711
	PHILIPPINES	0	11 302	0	23 659
	OTHERS	0	893	0	1 058
	Sub Total		107 375	1 635 300	99 767
Kelapa Sawit	PAPUA NEW GUINEA	2 080	7 276	318 255	1 082 841
	TAIWAN	640 000	920 000	256 322	388 833
	MALAYSIA	320 216	320 449	225 264	372 870
	COSTA RICA	0	753	0	154 000
	SINGAPORE	0	20 000	0	1 600
	OTHERS	0	0	0	0
	Sub Total		962 296	1 268 478	799 841
Lada	MALAYSIA	45 010	3 594 501	354 030	6 405 061
	VIET NAM	0	460 955	0	3 192 127
	INDIA	0	44 470	0	358 219
	UNITED STATES	0	24 254	0	130 349
	JAPAN	28	19 891	269	89 679
	OTHERS	2 614	110 216	24 594	237 537
	Sub Total		47 652	4 254 287	378 893
Teh	VIET NAM	1 070 015	15 285 862	1 079 276	14 895 691
	KENYA	172 810	2 148 110	618 956	6 710 890
	INDIA	260 001	1 417 487	485 162	2 737 415
	SRI LANKA	15 064	342 982	107 023	2 170 751
	UNITED KINGDOM	0	21 453	0	1 306 922
	OTHERS	499 662	5 180 963	518 701	5 428 013
	Sub Total		2 017 552	24 396 857	2 809 118
Kopi	VIET NAM	729 268	46 674 389	1 412 911	94 133 003
	BRAZIL	213 000	2 152 200	775 404	9 955 606
	SINGAPORE	0	667 991	0	2 818 878
	CHINA	0	655 554	0	2 024 924
	UNITED STATES	42 284	393 060	156 984	1 661 418
	OTHERS	193 845	2 204 033	221 274	6 601 785
	Sub Total		1 178 397	52 747 227	2 566 573
Cengkeh	MADAGASCAR	10 443	5 470 668	78 323	83 995 069
	TANZANIA, UNITED REPUBLIC OF	0	1 468 298	0	24 516 969
	SINGAPORE	0	139 757	0	1 717 703
	COMOROS	0	50 438	0	546 279
	INDONESIA	34 920	34 920	16 845	16 845
	OTHERS	0	0	0	0
	Sub Total		35 363	5 694 083	95 174

**I.7 IMPOR KOMODITI TERTENTU MENURUT NEGARA ASAL UTAMA
CERTAIN COMMODITIES IMPORT BY MAIN COUNTRY OF ORIGIN**

** DESEMBER / DECEMBER 2012 **

Komoditi Commodity	Negara Asal Country of Origin	Berat Bersih / Net Weight (Kg)		Nilai CIF / CIF Value (US\$)	
		Bulan ini Current month	Kumulatif Cum. Jan to date	Bulan ini Current month	Kumulatif Cum. Jan to date
	Sub Total	45 363	7 164 081	95 168	110 792 865
Kakao					
	COTE D'IVOIRE	0	5 514 147	0	14 115 395
	PAPUA NEW GUINEA	165 000	5 250 000	428 542	13 206 647
	CAMEROON	294 647	3 892 372	779 029	10 736 158
	GHANA	349 938	3 349 938	1 018 847	9 328 996
	MALAYSIA	0	2 070 706	0	5 997 488
	OTHERS	90 000	3 865 411	219 543	9 593 149
	Sub Total	899 585	23 942 574	2 445 961	62 977 833
Cabe (segar-dingin)					
	VIET NAM	0	1 628 757	0	1 442 193
	CHINA	0	724 743	0	796 880
	INDIA	0	434 025	0	313 667
	THAILAND	0	31 960	0	29 452
	AUSTRALIA	0	2 302	0	7 305
	OTHERS	0	0	0	0
	Sub Total	0	2 821 787	0	2 589 497
Cabe (kering-tumbuk)					
	INDIA	549 132	14 735 268	575 300	13 110 778
	CHINA	28 000	2 667 013	28 000	3 795 612
	MALAYSIA	0	1 019 617	0	871 788
	THAILAND	2 000	153 070	24 644	698 601
	GERMANY, FED. REP. OF	0	22 444	0	129 175
	OTHERS	5 568	191 204	26 420	421 582
	Sub Total	584 700	18 788 616	654 364	19 027 536
Cabe (awet sementara)					
	THAILAND	40 000	1 786 433	38 400	1 866 771
	CHINA	421 595	633 017	419 487	629 852
	INDIA	0	316 450	0	202 472
	VIET NAM	0	74 940	0	68 459
	TURKEY	0	305	0	748
	OTHERS	0	105	0	630
	Sub Total	461 595	2 811 250	457 887	2 768 932
Tembakau					
	CHINA	4 599 000	62 361 058	19 918 872	271 829 439
	INDIA	323 460	13 703 336	790 690	61 701 090
	BRAZIL	623 591	6 731 873	3 530 106	42 498 941
	TURKEY	156 947	6 548 611	897 833	40 278 335
	UNITED STATES	297 848	5 239 498	2 363 533	38 648 608
	OTHERS	6 943 475	42 841 326	34 307 406	203 965 144
	Sub Total	12 944 321	137 425 702	61 808 440	658 921 557
Ubi Kayu					
	THAILAND	0	6 185 232	0	1 620 531
	CHINA	0	5 057 646	0	1 279 584
	VIET NAM	0	2 048 461	0	519 023
	OTHERS	0	0	0	0
	Sub Total	0	13 291 339	0	3 419 138

K1. IMPOR KAWASAN BERIKAT / BOUND ZONE IMPORT
MENURUT GOLONGAN BARANG 2 DIJIT HS / BY COMMODITY 2 DIGITS HS
**** DESEMBER / DECEMBER 2012 ****

HS Uraian Golongan Barang Uraian Golongan Barang	Berat Bersih / <i>Net Weight (Kg)</i>		Nilai CIF / <i>CIF Value (US\$)</i>	
	Bulan ini <i>Current month</i>	Kumulatif <i>Cum. Jan to date</i>	Bulan ini <i>Current month</i>	Kumulatif <i>Cum. Jan to date</i>
01 Live animals	0	18	0	1 477
02 Meat and edible meat offal	108	936	1 654	16 480
03 Fish and crustaceans	728 503	22 298 469	4 132 321	86 473 634
04 Dairy products, bird's eggs, natural honey	20 141	6 706 851	39 759	24 249 323
05 Products of animal origin	11 173	966 299	486 824	29 632 100
06 Live trees and other plants	20 412	23 347	22 389	61 654
07 Edible vegetables and certain roots and tubers	102	30 612	577	74 925
08 Edible fruits and nuts	49 000	426 198	44 288	854 007
09 Coffee, tea, mate, and spices	672 926	5 667 630	1 242 566	16 945 290
10 Cereals	0	278 606 433	0	90 964 691
11 Products of the milling industry; malt, starches	2 725 158	177 442 121	1 258 285	80 181 329
12 Oil seeds and oleaginous fruits; grains, seed, and fruits	284	1 228 376	2 205	3 099 846
13 Lac; gums; resins and other vegetable saps and extracts	35 045	181 884	320 043	1 265 534
14 Vegetable plaiting materials; vegetable products	0	2 762	0	17 804
15 Animal or vegetable oils/fats and their cleavage products	375 456	6 154 698	566 544	10 280 516
16 Preparations of meat/fish/crustaceans/molluscs or other aquatic inverte	10 120	680 756	48 955	4 738 118
17 Sugar and sugar confectionery	134 380 998	1 791 943 365	77 234 397	1 021 958 001
18 Cocoa and cocoa preparations	4 837	27 888	94 446	511 134
19 Preparations of cereals, flour, starch or milk; pastrycooks' products	56 900	864 666	149 487	1 981 573
20 Preparations of vegetables, fruits, nuts or other part of plants	104 969	357 796	94 285	420 902
21 Miscellaneous edible preparations	2 777	738 118	36 079	1 971 471
22 Beverages, spirit, and vinegar	173 706	1 786 384	1 404 742	14 187 571
23 Residues and waste from the food industries	2 673	2 582 309	36 578	496 089
24 Tobacco and manufactured tobacco substitutes	2 540 086	24 452 692	16 296 603	167 759 664
25 Salts; sulphur; earths and stone; plastering materials, lime and cemen	20 593 467	414 030 739	4 751 124	81 193 237
26 Ores, slag, and ash	54 331	3 850 674	60 823	3 701 566
27 Mineral fuels, mineral oils and products of their distillation	38 902 123	142 730 261	38 913 649	154 721 180
28 Inorganic chemicals	5 970 155	206 706 447	10 683 955	258 171 196
29 Organic chemicals	13 746 051	249 943 072	22 884 994	354 048 973
30 Pharmaceutical products	11 217	59 371	52 219	1 942 431
31 Fertilizers	77 096	9 506 657	32 648	4 820 210
32 Tanning or dyeing extracts	2 004 096	28 910 546	11 219 353	161 556 918
33 Essential oils and resinoids; perfumery, cosmetic or toilet preparatio	43 062	1 086 657	1 080 042	15 405 390
34 Soap, organic surfasce-active agents, washing, and lubricating prepara	1 045 807	12 642 541	3 495 348	47 184 770
35 Albuminoidal substances; modified starches; glues; enzymes	831 839	40 101 604	3 812 401	65 672 096
36 Explosives; pyrotechnic products; matches; certain combustible prepara	49 205	235 279	861 353	4 747 080
37 Photographic and cinematographic goods	131 557	2 589 005	228 974	3 253 555
38 Miscellaneous chemical products	4 666 368	43 923 430	14 330 753	144 056 769
39 Plastics and articles thereof	44 677 718	592 606 867	110 238 265	1 385 563 746
40 Rubber and articles thereof	10 576 575	138 243 180	32 103 572	454 448 211
41 Raw hides, skins, and leather	2 047 177	27 380 584	21 091 921	275 994 275
42 Articles of leather; saddlery and harness; travel goods and similar co	95 336	806 872	1 822 968	13 388 760
43 Furskins and artificial fur; manufactures thereof	304	31 979	3 785	1 679 041
44 Wood and articles of wood; wood charcoal	6 931 955	131 873 102	5 329 239	89 665 649
45 Cork and articles of cork	20 158	142 863	267 055	1 493 291
46 Manufactured of straw or other plaiting materials; basketware and wick	6 692	64 324	51 941	291 645
47 Pulp of wood or of other fibrous cellulosic material; recovered paper/	10 992 638	207 001 599	9 518 561	185 992 942
48 Paper and paperboard; articles of paper pulp or of paper/paperboard	7 007 059	96 116 547	27 206 818	349 428 895
49 Printed books, newspapers, pictures, and other products of printing in	44 058	843 116	1 704 863	18 392 067
50 Silk	7 932	103 322	874 947	3 122 623
51 Wool, fine or coarse animal hair; horse hair yarn, woven fabrics of pa	198 083	3 178 386	5 876 436	80 839 906
52 Cotton	14 859 755	163 326 725	104 900 614	1 121 287 539
53 Other vegetable textile fibres; paper yarns and woven fabrics of paper	406 464	3 308 250	3 005 973	13 779 085
54 Man-made filaments	8 428 901	92 857 752	69 003 416	819 942 106
55 Man-made staple fibres	11 049 697	192 560 722	53 741 405	748 404 601
56 Wadding, felt, and non-wovens	1 550 694	19 476 160	11 021 924	147 176 070
57 Carpets and other textile floor coverings	7 022	710 351	151 876	7 280 153
58 Special woven fabrics; tufted textile fabrics; lace; tapestries; embro	1 236 498	15 992 490	18 885 810	242 954 336
59 Impregnated, coated, covered or laminated textile fabrics	2 171 596	31 938 064	22 223 415	299 187 234
60 Knitted or crocheted fabrics	10 448 446	130 363 128	98 102 561	1 170 915 178
61 Articles of apparel and clothing accessories, knitted or crocheted	173 092	3 025 794	2 133 169	33 926 187
62 Articles of apparel and clothing accessories, not knitted or crocheted	291 429	3 605 740	5 483 325	61 726 304
63 Other made up textile articles; sets; worn clothing and worn textile a	55 399	980 161	566 791	9 328 503
64 Footwear, gaiters and the like; parts of such articles	1 038 892	11 246 757	11 006 694	127 612 948
65 Headgear and parts thereof	14 452	243 178	99 671	2 144 815
66 Umbrellas, walking sticks, seat-sticks, whips, riding crops and parts	17 540	33 798	20 463	45 639
67 Prepared feathers and articles; artificial flowers; articles of human	17 876	239 174	805 318	10 239 284
68 Articles of stone, plaster, cement, asbestos, mica or similar material	927 899	14 597 890	2 904 347	61 953 625
69 Ceramic products	2 475 147	21 103 924	2 867 935	29 257 527
70 Glass and glassware	3 729 487	87 132 577	4 362 533	95 240 496

K1. IMPOR KAWASAN BERIKAT / BOUND ZONE IMPORT
MENURUT GOLONGAN BARANG 2 DIJIT HS / BY COMMODITY 2 DIGITS HS
**** DESEMBER / DECEMBER 2012 ****

HS Uraian Golongan Barang Uraian Golongan Barang	Berat Bersih / <i>Net Weight (Kg)</i>		Nilai CIF / <i>CIF Value (US\$)</i>	
	Bulan ini <i>Current month</i>	Kumulatif <i>Cum. Jan to date</i>	Bulan ini <i>Current month</i>	Kumulatif <i>Cum. Jan to date</i>
71 Natural and cultured pearls, precious/semi precious stones, and precio	7 977	309 990	5 367 869	55 144 064
72 Iron and steel	49 278 716	553 784 284	37 137 985	593 265 792
73 Articles of iron and steel	9 335 633	167 789 487	26 368 494	418 657 372
74 Cooper and articles thereof	7 434 824	100 310 008	60 693 689	792 852 241
75 Nickel and articles thereof	7 943	246 334	301 308	7 484 388
76 Aluminium and articles thereof	4 661 563	72 649 325	17 821 488	255 759 727
78 Lead and articles thereof	364 642	1 013 958	608 858	2 246 382
79 Zinc and articles thereof	424 228	6 013 415	1 114 034	16 613 450
80 Tin and articles thereof	7 826	950 280	300 641	14 403 441
81 Other base metal; cermets; and articles thereof	29 009	671 614	5 652 664	87 309 830
82 Tools, implements, cutlery, spoon and forks, of base metal and parts t	91 482	2 049 399	3 433 339	67 434 168
83 Miscellaneous articles of base metal	703 099	13 600 042	7 065 797	109 184 642
84 Nuclear reactors, boilers, machinery and mechanical appliances; parts	12 480 254	204 324 079	164 099 986	2 792 785 911
85 Electrical machinery and equipments; sound recorders/reproducers, visu	10 571 458	171 672 408	307 841 347	4 824 538 898
86 Railway and tramway locomotive, mechanical traffic, and all kinds	0	132 080	0	846 879
87 Vehicles other than railway/tramway, and parts and accessories thereof	7 615 133	93 355 296	44 063 843	519 635 026
88 Aircraft and its components	64 328	602 604	47 236 618	301 739 935
89 Ships, boat, and floating structures	0	27 579 853	0	28 982 946
90 Optical, photographic, cinematographic, measuring, checking, medical i	264 073	6 033 793	15 595 794	237 084 909
91 Clocks and watches and parts thereof	7 933	108 328	195 486	2 911 416
92 Musical instruments; parts and accessories of such articles	647 416	11 122 680	8 796 328	135 997 337
93 Arms and ammunition; parts and accessories thereof	17 527	27 373	1 567 286	3 446 905
94 Furnitures, bedding, mattress supports, cushions and stuffed furnishin	87 852	1 747 887	974 302	10 974 093
95 Toys, games and sports requisiters; parts and accessories thereof	273 828	3 461 907	595 111	8 610 634
96 Miscellaneous manufactured articles	659 852	9 168 117	10 794 708	148 773 580
97 Works of arts, collectors' piece and antiques	867	10 034	16 193	205 982
98 Vehicles and their components	512 427	8 365 387	13 025 686	147 899 573
TOTAL IMPORT	477 097 609	6 927 722 229	1 623 967 128	22 306 110 706

K2. IMPOR KAWASAN BERIKAT / BOUND ZONE IMPORT
MENURUT GOLONGAN BARANG SITC / BY SITC COMMODITY GROUP
**** DESEMBER / DECEMBER 2012 ****

SITC Uraian Golongan Barang Group Description	Berat Bersih / Net Weight (Kg)		Nilai CIF / CIF Value (US\$)	
	Bulan ini Current month	Kumulatif Cum. Jan to date	Bulan ini Current month	Kumulatif Cum. Jan to date
A. By Commodity 1 Dijit SITC				
0 Food and Live Animals	136 036 956	2 111 270 817	83 165 696	1 252 160 635
1 Beverages and Tobacco	2 710 890	26 235 027	17 691 041	181 928 236
2 Crude Materials, Inedible	83 466 936	1 205 880 607	80 713 935	1 299 362 352
3 Mineral Fuels, Lubricants, etc.	38 902 123	142 309 797	38 913 649	154 360 885
4 Animal & Vegetable Oils/Fats	380 302	6 448 117	589 639	11 822 221
5 Chemicals	72 533 194	1 317 797 590	148 490 803	2 255 705 874
6 Manufactured Goods	104 136 875	1 508 010 882	570 244 148	7 300 011 670
7 Machinery and Transportation Equipments	31 467 638	505 562 098	576 087 908	8 572 994 045
8 Miscellaneous Manufactured Articles	7 462 587	104 205 169	105 318 096	1 252 114 472
9 Special Commodities and Transaction	108	2 125	2 752 213	25 650 316
B. By Commodity 2 Dijit SITC				
00 Live animal for food	0	18	0	1 477
01 Meat and meat preparations	670	146 100	15 720	208 423
02 Dairy product and eggs	1 001	6 489 411	8 178	23 894 093
03 Fish, crustaceans, molluscs and their preparations	738 061	22 834 061	4 167 210	91 019 809
04 Cereals and cereal preparations	42 716	279 112 739	120 730	92 032 303
05 Fruits and vegetables	85 271	685 509	74 858	1 254 528
06 Sugar, sugar preparations, and honey	134 400 138	1 792 165 562	77 265 978	1 022 354 879
07 Coffee, tea, cocoa, and spices	677 763	5 718 852	1 337 012	17 565 367
08 Feeding stuff for animals	2 673	2 582 309	36 578	496 089
09 Miscellaneous food preparations	88 663	1 536 256	139 432	3 333 667
11 Beverages	170 804	1 782 335	1 394 438	14 168 572
12 Tobacco and tobacco manufactured	2 540 086	24 452 692	16 296 603	167 759 664
21 Hides, skins and furskins	0	3 417	0	101 719
22 Oil seeds, nuts, and kernels	0	40 002	0	44 105
23 Crude rubber	9 368 757	123 176 535	23 754 517	336 211 102
24 Wood, lumber, and cork	1 878 257	46 675 035	1 800 384	32 801 301
25 Pulp and waste paper	10 992 638	207 001 599	9 518 561	185 992 942
26 Textile fibres and their waste	12 167 053	217 233 591	28 071 515	518 816 070
27 Crude fertilizers and crude minerals	20 670 319	357 195 736	4 773 832	74 857 460
28 Metalliferous ores and metal scraps	28 323 018	252 192 150	11 964 486	116 507 319
29 Crude animals and vegetable materials, nes	66 894	2 362 542	830 640	34 030 334
32 Coal, coke, and briquettes	0	809 355	0	437 158
33 Petroleum and petroleum products	38 887 644	141 350 482	38 822 260	152 640 492
34 Gas; natural and manufactured	14 479	149 960	91 389	1 283 235
41 Animal oils and fats	0	2	0	205
42 Fixed vegetable oils/fats	374 801	5 037 527	562 282	7 901 783
43 Animal vegetable oils/fats	5 501	1 410 588	27 357	3 920 233
51 Organic chemicals	13 735 838	250 106 428	21 221 511	337 028 620
52 Inorganic chemicals	5 780 851	202 495 749	10 541 210	254 711 379
53 Dyeing, tanning, and colouring materials	2 006 402	29 180 337	10 784 716	157 492 865
54 Medical and pharmaceutical products	24 522	297 215	1 725 231	21 065 871
55 Essential oils and perfumery materials	586 504	7 697 962	2 694 119	40 351 161
56 Manufactured fertilizers	96	8 812 916	4 232	4 535 851
57 Plastics in primary forms	38 859 114	518 133 160	62 018 195	911 506 232
58 Plastics in non-primary forms	2 888 635	36 148 965	17 587 075	220 076 082
59 Chemical materials and its products, nes	8 651 232	264 924 858	21 914 514	308 937 813
61 Leather, leather med, nes	2 069 929	27 558 473	21 924 245	279 789 096
62 Rubber manufactured, nes	1 159 905	14 643 683	8 051 053	114 643 271
63 Wood and cork manufactured	5 073 856	85 340 930	3 795 910	58 357 639
64 Paper, paperboard, and manufactured thereof	6 420 955	89 308 309	16 525 112	239 747 452
65 Textile yarns, fabrics, and their products	38 271 601	438 640 706	360 320 440	4 148 074 039
66 Non metallic minerals manufactured	7 200 385	181 150 471	10 198 373	192 596 737
67 Iron and steel	28 864 700	454 249 726	42 313 921	763 184 392
68 Non ferrous metals	12 321 268	171 886 615	82 428 901	1 127 157 990
69 Manufactured of metal, nes	2 754 276	45 231 969	24 686 193	376 461 054
71 Power generating machine and equipments	1 890 282	29 194 233	37 775 199	546 698 193
72 Machinery specialized for particular industry	4 031 342	86 344 591	58 300 635	1 311 886 090
73 Metalworking machinery	724 972	11 877 346	9 795 214	150 547 042
74 General industrial machinery and equipments	6 667 803	89 169 886	57 869 397	782 857 055
75 Office machinery and automatic data processing	1 186 039	18 015 363	38 145 915	589 638 811
76 Telecommunication and reproducers apparatus	1 971 034	38 245 829	55 295 942	1 134 053 169
77 Electrical machinery and apparatus	6 948 624	105 095 583	218 856 038	3 107 261 624
78 Road vehicles	7 983 214	99 416 059	52 812 950	618 882 351
79 Other transportation equipments	64 328	28 203 208	47 236 618	331 169 710
81 Sanitary, plumbing, and fittings	88 945	4 193 694	361 063	19 421 456

K2. IMPOR KAWASAN BERIKAT / BOUND ZONE IMPORT
MENURUT GOLONGAN BARANG SITC / BY SITC COMMODITY GROUP
**** DESEMBER / DECEMBER 2012 ****

SITC Uraian Golongan Barang Group Description	Berat Bersih / Net Weight (Kg)		Nilai CIF / CIF Value (US\$)	
	Bulan ini Current month	Kumulatif Cum. Jan to date	Bulan ini Current month	Kumulatif Cum. Jan to date
82 Furniture	57 973	612 324	725 357	4 684 559
83 Traveling goods	38 424	286 194	477 758	4 600 966
84 Clothing	848 504	10 289 439	11 139 292	145 542 189
85 Footwear	1 038 892	11 246 757	11 006 694	127 612 948
87 Professional, scientific, and contractor instruments	215 991	4 980 596	10 622 295	158 369 264
88 Photographic apparatus, equipments and optics	187 337	3 730 901	5 348 217	83 012 214
89 Miscellaneous manufactured articles	4 986 521	68 865 264	65 637 420	708 870 876
97 Gold: non monetary	108	2 089	2 752 213	25 649 822
99 Gold coin and current coin	0	36	0	494

C. By Commodity 3 Digit SITC

001 Live Animals Other Than Fish	0	18	0	1 477
012 Other Meat, Other Edible Meat Offal, Fresh, Chilled Or Frozen	27	49 388	415	53 889
016 Meat And Edible Meat Offal, Salted, Dried, Edible Flour Of Meat	81	428	1 239	9 359
017 Meat And Edible Meat Offal, Prepared Or Preserved	562	96 284	14 066	145 175
022 Milk,Cream, And Milk Products Other Than Butter Or Cheese	1 001	6 484 659	8 178	23 852 415
024 Cheese And Curds	0	148	0	1 515
025 Eggs, Birds, And Egg Yolks; Fresh, Dried Or Otherwise Preserved	0	4 604	0	40 163
034 Fish, Fresh, Chilled Or Frozen	248 437	14 434 039	1 536 186	34 727 102
035 Fish, Dried Salted Or In Brine; Smoked Fish	47	16 353	720	317 174
036 Crustaceans, Molluscs, And Aquatic Invertebrates	480 019	7 799 197	2 595 415	51 382 590
037 Fish, Crustaceans, Molluscs, And Other Aquatic Invertebrates; Prepa	9 558	584 472	34 889	4 592 943
041 Wheat And Meslin, Unmilled	0	278 606 433	0	90 964 691
046 Meal And Flour Of Wheat And Flour Of Meslin	0	18	0	74
048 Cereal Preparations And Preparations Of Flours/Starchs Of Fruit	42 716	506 288	120 730	1 067 538
054 Vegetables, Fresh, Chilled, Frozen Or Simply Preserved	102	29 989	577	67 560
056 Vegetables, Roots And Tubers, Prepared Or Preserved Nes	59	153 369	1 438	242 245
057 Fruit And Nut; Fresh Or Dried	49 000	405 484	44 288	729 808
058 Fruits, Preserved And Preparations	34 012	60 101	27 199	159 867
059 Fruit And Vegetable Juices	2 098	36 566	1 356	55 048
061 Sugar, Molasses, And Honey	134 399 362	1 792 164 723	77 254 284	1 022 342 081
062 Sugar Confectionery	776	839	11 694	12 798
071 Coffee And Coffee Substitutes	45	148 393	1 920	488 506
072 Cocoa	0	317	0	8 227
073 Chocolate And Other Food Preparations Containing Cocoa	4 837	27 571	94 446	502 907
074 Tea And Mate	615 229	4 170 497	749 937	4 758 387
075 Spices	57 652	1 372 074	490 709	11 807 340
081 Feeding Stuff For Animals	2 673	2 582 309	36 578	496 089
091 Margarine And Shortening	0	191 801	0	285 294
098 Edible Products And Preparations	88 663	1 344 455	139 432	3 048 373
111 Non-Alcoholic Beverages, Nes	15 914	271 982	29 980	596 366
112 Alcoholic Beverages	154 890	1 510 353	1 364 458	13 572 206
121 Tobacco, Unmanufactured And Refused	2 465 133	23 318 998	14 837 625	153 921 814
122 Tobacco, Manufactured	74 953	1 133 694	1 458 978	13 837 850
211 Hides And Skins, Raw	0	1 730	0	15 330
212 Furskins, Raw	0	1 687	0	86 389
222 Oil Seeds Use For Extraction Ofsoft Fixed Vegetable Oils	0	40 002	0	44 105
231 Natural Rubber Latex;Natural Rubber And Similar Natural Gums	997 424	13 561 346	2 308 605	34 890 921
232 Synthetic Rubber Latex, Synthetic/Reclaimed Rubber	8 371 333	109 615 189	21 445 912	301 320 181
244 Cork,Natural,Raw And Waste	0	22 345	0	87 968
245 Fuel Wood And Wood Charcoal	56 856	5 689 229	16 237	2 262 655
246 Wood In Chips Or Particles And Waste	13	190	163	2 150
247 Wood In The Rough Or Roughly Squared	76 596	13 331 229	141 915	5 362 625
248 Wood,Simply Worked And Railway Sleeper Of Wood	1 744 792	27 632 042	1 642 069	25 085 903
251 Pulp And Waste Paper	10 992 638	207 001 599	9 518 561	185 992 942
261 Silk	0	9 605	0	26 643
263 Cotton	4 800 392	62 728 155	9 051 346	138 620 533
264 Jute And Other Textile Bast Fibres	246 988	2 752 844	304 682	4 064 168
265 Vegetable Textile Fibres,Raw Or Processed;Waste Of These Fibres	1	5 356	1	38 141
266 Synthetic Fibres Suitable For Spinning	2 687 678	65 233 405	8 214 293	151 008 537
267 Other Man-Made Fibres Suitable For Spinning And Waste	4 393 572	85 797 238	9 995 825	212 712 836
268 Wool And Other Animal Hair	38 418	663 272	505 308	11 791 106
269 Old Clothing And Other Old Textile Articles; Rags	4	43 716	60	554 106
272 Fertilizers, Crude	125 400	1 523 267	71 684	1 043 260
273 Stone, Sand And Gravel	1 708 864	60 669 012	319 809	5 605 186
274 Sulphur And Unroasted Iron Pyrites	16 884 641	201 798 571	3 152 588	43 094 110
277 Natural Abrasives	771 677	8 183 431	315 624	3 027 462
278 Other Crude Minerals	1 179 737	85 021 455	914 127	22 087 442
281 Iron Ore And Concentrates	0	102 333	0	61 854

K2. IMPOR KAWASAN BERIKAT / BOUND ZONE IMPORT
MENURUT GOLONGAN BARANG SITC / BY SITC COMMODITY GROUP
**** DESEMBER / DECEMBER 2012 ****

SITC Uraian Golongan Barang Group Description	Berat Bersih / Net Weight (Kg)		Nilai CIF / CIF Value (US\$)	
	Bulan ini Current month	Kumulatif Cum. Jan to date	Bulan ini Current month	Kumulatif Cum. Jan to date
282 Waste And Scrap Metal Of Iron/Steel	27 993 523	240 709 598	11 138 791	101 898 163
283 Copper Ores And Concentrates	0	2 348	0	34 476
285 Aluminium Ores And Concentrates	189 304	4 794 698	142 745	3 833 807
287 Ores And Concentrates Of Basemetals	54 304	3 156 746	60 409	3 132 986
288 Non-Ferrous Base Metal Waste And Scraps	85 876	3 426 273	622 037	7 461 332
289 Ores And Concentrates Of Precious Metals; Waste,Scraps	11	154	504	84 701
291 Crude Animal Materials	11 153	966 251	486 003	29 630 987
292 Crude Vegetable Materials	55 741	1 396 291	344 637	4 399 347
321 Coals, Pulverized Or Not	0	728 010	0	374 035
325 Coke And Semi Coke Of Coal/Lignite/Peat	0	81 345	0	63 123
334 Petroleum Products, Refined	38 795 271	139 917 279	38 678 448	149 797 697
335 Residual Petroleum Products, And Related Materials	92 373	1 433 203	143 812	2 842 795
342 Liquefied Propane And Butane	0	42 531	0	78 410
343 Natural Gas, Liquefied Or Not	0	232	0	971
344 Petroleum Gases And Other Gas	14 479	107 197	91 389	1 203 854
411 Animal Oils And Fats	0	2	0	205
421 Fixed Vegetable Fats And Oils Soft,Crude,Refined Or Fractioned	374 754	5 037 162	561 847	7 895 868
422 Fixed Vegetable Fats And Oils Solid,Crude,Refined Or Fractioned	47	365	435	5 915
431 Animal And Vegetable Oil; Fat Processed And Their Wax	5 501	1 410 588	27 357	3 920 233
511 Hydrocarbon And Their Halogenated, Nitrated Derivatives	242 407	9 033 337	539 098	16 347 634
512 Alcohols,Phenols,Phenol-Alcohols And Their Halogenated	9 594 161	170 945 290	10 472 505	174 149 054
513 Carboxylic Acids,And Their Anhydrides,Halides,Peroxides	720 761	29 069 216	1 982 850	45 518 499
514 Nitrogen-Function Compounds	1 840 880	25 189 195	4 997 371	59 123 901
515 Organo-Inorganic And Heterocyclic Compounds	699 383	9 658 842	1 512 186	21 442 985
516 Other Organic Chemicals	638 246	6 210 548	1 717 501	20 446 547
522 Inorganic Chemical Elements, Oxides And Halogen Salts	4 702 176	108 374 313	8 574 686	197 747 794
523 Metallicsalts And Peroxysalts	1 060 985	80 191 726	1 111 734	36 489 374
524 Other Inorganic Chemicals;Chemical Compound Of Precious Metals	17 690	13 835 481	854 790	18 129 859
525 Radioactive And Associated Materials	0	94 229	0	2 344 352
531 Synthetic Organic; Colouring Matter	1 044 337	12 326 196	5 032 873	58 304 982
532 Dyeing/Tanning Extracts And Synthetic Tanning Materials	11 721	262 747	30 016	969 283
533 Pigments, Paints, Varnishes, And Related Materials	950 344	16 591 394	5 721 827	98 218 600
541 Medicinal And Pharmaceutical Products	24 522	290 043	1 725 231	19 416 211
542 Medicaments, Including Veterinary Medicaments	0	7 172	0	1 649 660
551 Essential Oils, Perfumes, And Flavour Materials	32 118	438 461	469 815	7 993 208
553 Perfumery, Cosmetics, And Toilet Preparations	10 944	648 196	610 227	7 412 182
554 Soap,Cleansing And Polishing Preparations	543 442	6 611 305	1 614 077	24 945 771
562 Fertilizers, Manufactured	96	8 812 916	4 232	4 535 851
571 Polymers Of Ethylene In Primary Forms	10 581 207	133 955 809	15 580 171	189 200 351
572 Polimers Of Styrene In Primary Forms	5 672 347	99 284 950	11 217 986	200 086 542
573 Polimers Of Vinyl Chloride In Primary Forms	248 801	4 010 931	542 072	8 705 925
574 Poliacetals And Polycarbons In Primary Forms	2 054 943	49 022 560	6 252 837	161 825 257
575 Other Plastics In Primary Forms	12 504 167	154 712 414	23 690 617	292 630 636
579 Waste And Scrap Of Plastics	7 797 649	77 146 496	4 734 512	59 057 521
581 Tubes, Pipes, And Hoses Of Plastics	123 071	1 875 149	2 157 792	30 233 792
582 Plates, Sheets, And Film Of Plastics	2 750 292	34 125 627	15 273 131	187 655 442
583 Monofilament And Rod Of Plastics	15 272	148 189	156 152	2 186 848
591 Disinfectants, Insecticides, And Fungicides Put In Forms	2 597	419 386	29 481	1 549 715
592 Starches, Inulin, And Wheat Glutenal Buminoidal Substances; Glues	3 553 898	217 079 209	5 060 583	143 715 318
593 Explosive And Pyrotechnic Products	49 196	228 355	859 963	4 528 444
597 Additive For Mineral Oils	442 938	6 035 311	1 799 140	23 780 369
598 Miscellaneous Chemical Products	4 602 603	41 162 597	14 165 347	135 363 967
611 Leathers	2 047 177	27 378 854	21 091 921	275 978 945
612 Manufactures And Composition Leathers	22 729	172 911	832 283	3 174 122
613 Furskins, Tanned Or Dressed	23	6 708	41	636 029
621 Materials Of Rubber	461 596	5 351 377	2 700 897	35 065 673
625 Rubber Tyre,Tyre Cases,Tyre Treads,Inner Tubes, And Tyre Flaps	395 434	3 276 424	768 393	8 173 536
629 Articles Of Rubbers	302 875	6 015 882	4 581 763	71 404 062
633 Cork Manufactures	20 158	120 518	267 055	1 405 323
634 Veneers,Plywood,Improved/Reconstituted Wood Worked	4 934 060	82 790 919	3 111 720	48 365 390
635 Wood Manufactures	119 638	2 429 493	417 135	8 586 926
641 Papers And Paperboards	3 945 579	60 131 079	8 950 791	153 677 277
642 Paper And Paperboard Cut To Size/Shape And Article Of Papers	2 475 376	29 177 230	7 574 321	86 070 175
651 Textile Yarns	4 581 183	47 618 571	21 963 740	253 114 341
652 Cotton Fabrics, Woven	7 980 814	85 460 591	87 311 970	918 039 097
653 Fabrics, Woven, Of Man-Made Fibres	9 996 023	104 104 324	93 336 743	1 044 983 331
654 Textile Fabrics, Woven, Other Than Of Cotton Or Man-Made Fibres	414 212	3 468 377	8 360 422	71 909 492
655 Knitted Or Crocheted Fabrics	10 448 446	130 363 128	98 102 561	1 170 915 178
656 Tulle,Lace,Embroidery,Ribbons,Trimmings And Other Small Wares	1 048 290	13 937 068	16 599 205	220 606 768
657 Special Yarns,Textile Fabrics	3 730 060	51 686 161	33 588 120	451 087 523

K2. IMPOR KAWASAN BERIKAT / BOUND ZONE IMPORT
MENURUT GOLONGAN BARANG SITC / BY SITC COMMODITY GROUP
**** DESEMBER / DECEMBER 2012 ****

SITC Uraian Golongan Barang Group Description	Berat Bersih / Net Weight (Kg)		Nilai CIF / CIF Value (US\$)	
	Bulan ini Current month	Kumulatif Cum. Jan to date	Bulan ini Current month	Kumulatif Cum. Jan to date
658 Made-Up Articles, Wholly/Chiefly Of Textile Materials	61 982	962 851	870 986	9 170 582
659 Floor Coverings	10 591	1 039 635	186 693	8 247 727
661 Lime,Cement And Fabricated Construction Materials	700 481	68 414 877	150 754	9 720 830
662 Clay And Refractory Construction Materials	1 267 384	10 186 871	443 036	6 289 978
663 Mineral Manufactures	1 496 651	15 982 739	5 179 799	82 111 427
664 Glass	3 490 527	85 266 429	3 708 131	84 416 282
665 Glassware	220 335	1 072 326	609 013	8 602 574
666 Pottery	23 212	186 742	54 055	841 978
667 Pearl, Precious And Semi Precious Stones	1 795	40 487	53 585	613 668
671 Pig Iron,Spiegeleisen,Sponge Iron, And Ferro-Alloys	320 120	5 176 020	645 084	10 094 180
672 Ingots And Other Iron/Steel In Primary Forms	292 371	6 859 408	1 789 481	30 834 001
673 Flat Rolled Products, Not Clad	8 493 495	111 664 855	6 455 132	142 312 828
674 Flat Rolled Products, Clad Or Plated	5 246 480	87 618 988	6 642 900	129 792 414
675 Flat Rolled Products And Alloy Steels	848 095	19 567 994	1 984 943	47 133 819
676 Iron/Steel Bars, Rods, Angels, Shaped And Sections	5 165 876	66 807 731	5 018 463	79 094 994
677 Rail/Railway And Tractor Construction Of Iron/Steel Materials	3 001	186 915	2 337	220 368
678 Wire Of Iron/Steel	949 214	16 540 992	3 608 781	54 038 985
679 Tubes, Pipes, Hollow Profile, Pipe Fitting Of Iron/Steel	7 546 048	139 826 823	16 166 800	269 662 803
681 Silver, Platinum, And Other Metal Of The Platinum Groups	2 745	76 410	1 251 358	16 855 934
682 Copper	7 290 460	97 581 942	59 212 800	775 544 264
683 Nickel	6 025	214 785	284 839	7 144 917
684 Aluminium	4 199 915	65 566 317	14 196 403	211 855 565
685 Lead	364 638	1 013 004	608 760	2 229 229
686 Zinc	423 953	6 006 969	1 113 227	16 583 044
687 Tin	6 905	933 653	271 411	13 982 197
689 Miscellaneous Non-Ferrous Basemetals Employed In Metallurgy	26 627	493 535	5 490 103	82 962 840
691 Structures And Parts Of Iron/Steel Or Aluminium	54 043	2 881 116	146 929	9 189 980
692 Metal Containers For Storage And Transportations	516 076	8 991 683	1 639 464	27 249 864
693 Wire Products And Fencing Grills	154 974	1 886 670	429 342	10 517 961
694 Nails, Screws, Nuts, Bolts, Rivets Of Iron/Steel Or Copper	744 311	9 148 547	7 073 269	91 995 279
695 Tools For Used In The Hand Or In Machines	58 887	1 733 708	3 174 978	65 378 515
696 Cutlery	32 595	315 162	258 361	2 050 747
697 Household Equipment Of Base Metals	19 890	278 747	112 316	1 222 254
699 Manufactures Of Base Metals	1 173 500	19 996 336	11 851 534	168 856 454
711 Steam And Other Vapour Generating Boilers And Parts	131 307	4 684 798	618 069	33 167 435
712 Steam Or Other Generating Boilers And Parts	58	5 589	256 980	421 965
713 Internal Combustion Piston Engines And Parts	1 040 240	11 876 375	9 530 153	107 001 287
714 Engines And Motors, Non-Electric And Parts	40 795	675 472	20 984 130	268 514 459
716 Rotating Electric Plants And Parts	665 102	11 673 174	6 030 614	132 286 730
718 Other Power Generating Machines And Parts	12 780	278 825	355 253	5 306 317
721 Agricultural Machinery And Parts	1 815	3 121 085	17 042	4 527 218
722 Tractors	0	4 403	0	24 603
723 Civil Engineering And Contractor Plants And Equipments/Parts	991 349	11 700 823	1 452 496	31 642 760
724 Textile/Leather Machinery And Parts	1 314 196	25 705 253	14 954 056	299 188 727
725 Papermill/Pulpmill Machinery And Paper Cutting Machines	29 660	900 714	293 440	12 816 908
726 Printing/Book Binding Machinery And Parts	326 898	22 750 815	18 945 208	653 362 009
727 Food Processing Machines And Parts	154 619	4 235 489	5 598 165	59 315 714
728 Other Machines And Equipment Specialized For Particular Industry	1 212 805	17 926 009	17 040 228	251 008 151
731 Machine Tools By Removing Metal	214 559	4 016 619	3 480 560	53 649 166
733 Machine Tool For Working Metals	354 131	4 979 451	2 412 048	51 360 420
735 Parts Of Machine Tools	37 971	766 862	3 261 973	19 906 807
737 Metalworking Machinery And Parts	118 311	2 114 414	640 633	25 630 649
741 Heating And Cooling Equipments And Parts	1 088 272	18 507 057	7 153 963	136 612 828
742 Pumps For Liquid And Parts	88 376	1 778 620	1 766 036	29 894 427
743 Pumps, Compressors, Fans, Blowers, Centrifuges, And Parts	2 155 048	25 922 490	9 711 129	131 766 054
744 Mechanical Handling Equipments And Parts	570 863	9 282 980	3 860 661	45 121 129
745 Other Non-Electical Machinery, Tools, And Mechanical Apparatus	191 263	2 526 665	3 366 720	50 370 984
746 Ball Or Roller Bearings	751 460	8 519 077	6 152 894	86 212 851
747 Taps, Cocks, And Valves For Pipes	141 556	3 096 398	2 902 404	50 525 244
748 Transmission Shafts And Cranks	1 234 862	13 918 953	13 701 340	151 533 638
749 Non-Electric Parts And Accessories Of Machineries	446 103	5 617 646	9 254 250	100 819 900
751 Office Machines	2 820	271 492	39 851	1 659 918
752 Automatic Data Processing Machines And Their Units	296 482	3 243 520	9 643 114	162 756 054
759 Parts And Accessories For Machine Of Heading 751 Or 752	886 737	14 500 351	28 462 950	425 222 839
761 Television Receivers	314	357 588	87 177	3 006 378
762 Radio Broadcast Receivers	218	273 461	10 019	1 488 535
763 Sound Recorders Or Reproducers	15 837	78 444	3 508 586	7 024 103
764 Telecommunication Equipments And Parts	1 954 665	37 536 336	51 690 160	1 122 534 153
771 Electric Power Machinery And Parts	407 533	6 521 810	8 339 566	131 186 018
772 Electrical Apparatus For Making And Breaking Electrical Circuits	1 520 801	26 105 053	47 172 295	757 844 221

K2. IMPOR KAWASAN BERIKAT / BOUND ZONE IMPORT
MENURUT GOLONGAN BARANG SITC / BY SITC COMMODITY GROUP
**** DESEMBER / DECEMBER 2012 ****

SITC Uraian Golongan Barang Group Description	Berat Bersih / Net Weight (Kg)		Nilai CIF / CIF Value (US\$)	
	Bulan ini Current month	Kumulatif Cum. Jan to date	Bulan ini Current month	Kumulatif Cum. Jan to date
773 Equipment For Distributing Electricity	1 219 116	21 655 753	18 114 520	284 519 822
774 Electrical Apparatus For Medical Purposes And Radiological Apparatus	104	35 490	39 960	1 873 400
775 Household Type, Electrical/Non-Electrical Equipments	309 182	4 261 329	1 110 586	18 486 529
776 Thermionic, Cold Cathode, And Photo Cathode Valves/Tubes	1 450 500	19 442 211	86 349 541	1 274 684 511
778 Electrical Machinery And Apparatus	2 041 388	27 073 937	57 729 570	638 667 123
781 Passenger Motor Cars	593 224	8 967 433	9 758 901	116 832 812
782 Motor Vehicle For The Transportation Of Goods	310 354	5 468 953	216 552	11 557 145
783 Road Motor Vehicles	6 572	435 902	14 286	709 116
784 Parts And Accessories Of The Motor Vehicles	3 824 388	43 487 518	39 474 784	441 422 698
785 Motorcycles, Scooters, And Other Cycles Motorized/Non Motorized	3 224 966	40 577 560	3 245 215	44 958 410
786 Trailers And Other Vehicles, Not Motorized	23 710	478 693	103 212	3 402 170
791 Railway Vehicles And Associated Equipments	0	20 751	0	446 829
792 Aircraft And Associated Equipments And Parts	64 328	602 604	47 236 618	301 739 935
793 Ships, Boats, And Floating Structures	0	27 579 853	0	28 982 946
811 Prefabricated Buildings	4	656 862	12	3 709 933
812 Sanitary, Plumbing, Heating, And Lighting Fixtures/Fittings	12 626	2 718 708	42 271	12 190 113
813 Lighting Fixtures And Fittings	76 315	818 124	318 780	3 521 410
821 Furnitures And Parts	57 973	612 324	725 357	4 684 559
831 Travel Goods	38 424	286 194	477 758	4 600 966
841 Men'S Coats/Jackets, Not Knitted	20 002	247 951	585 528	3 860 209
842 Women'S Coats/Jacket, Not Knitted	50 234	413 257	432 825	2 744 357
843 Men'S Coats/Jackets, Knitted	9 861	730 390	146 687	6 542 904
844 Women'S Coats/Jackets, Knitted	74 661	784 274	992 043	10 481 384
845 Articles Of Apparel	107 736	1 412 409	1 877 610	24 093 398
846 Clothing Accessories Of Textiles Fabrics	202 028	3 043 255	3 581 809	47 930 505
848 Articles Of Apparel And Clothing Accessories Of Other Than Textile F	383 982	3 657 903	3 522 790	49 889 432
851 Footwears	1 038 892	11 246 757	11 006 694	127 612 948
871 Optical Instrument And Apparatus	35 652	1 030 781	2 529 679	44 489 709
872 Medical Instruments And Appliances	1 667	43 046	114 000	940 974
873 Meters And Counters	55 203	1 342 891	1 077 896	18 873 522
874 Measuring, Checking, Analysing, And Controlling Instrument And Ap	123 469	2 563 878	6 900 720	94 065 059
881 Photographic Apparatus And Equipments	1 213	79 298	245 582	6 932 003
882 Photographic And Cinematographic Supplies	131 553	2 588 949	228 968	3 253 414
883 Cinematograph Film, Exposed And Developed	4	56	6	141
884 Optical Goods	46 634	954 270	4 678 175	69 915 240
885 Watches And Clocks	7 933	108 328	195 486	2 911 416
891 Arms And Ammunitions	17 527	124 756	1 567 286	6 212 455
892 Printed Matter	630 570	7 359 357	12 395 139	127 490 847
893 Article Of Plastics	2 658 913	35 958 737	28 503 249	223 666 314
894 Baby Carriages, Toys, Games, And Sporting Goods	273 856	3 463 816	595 349	8 623 950
895 Office And Stationery Supplies	80 772	1 324 726	1 130 015	15 263 342
896 Works Of Art, Collectors Pieces And Antiques	867	10 034	16 193	205 982
897 Jewellery, Goldsmith, Silversmith Wares, And Other Articles	3 319	188 187	1 310 225	11 973 740
898 Musical Instrument And Parts/Accessories	649 266	11 423 198	8 902 783	161 631 211
899 Other Miscellaneous Manufactured Articles	671 431	9 012 453	11 217 181	153 803 035
971 Gold, Non-Monetary	108	2 089	2 752 213	25 649 822
999 Gold coin and current coin	0	36	0	494
TOTAL IMPORT	477 097 609	6 927 722 229	1 623 967 128	22 306 110 706

**K3. IMPOR KAWASAN BERIKAT / BOUND ZONE IMPORT
MENURUT NEGARA ASAL / BY COUNTRY OF ORIGIN
DESEMBER / DECEMBER 2012 **

Kode Code	Negara Asal Country of Origin	Berat Bersih / Net Weight (Kg)		Nilai CIF / CIF Value (US\$)	
		Bulan ini Current month	Kumulatif Cum. Jan to date	Bulan ini Current month	Kumulatif Cum. Jan to date
111	JP JAPAN	29 926 555	417 181 104	267 037 220	3 901 261 875
112	HK HONG KONG	9 419 479	124 252 444	117 654 717	1 509 673 272
113	KP KOREA, DEM. PEOPLE'S REP.	41 446	1 286 751	47 423	1 445 374
114	KR KOREA, REPUBLIC OF	37 578 299	503 662 613	242 454 375	3 022 393 259
115	TW TAIWAN	12 280 706	191 933 581	96 318 552	1 262 836 817
116	CN CHINA	58 760 483	810 114 676	310 224 510	4 498 804 767
117	MN MONGOLIA	0	2 878	0	31 927
118	MO MACAU	13 447	189 528	197 307	2 460 507
120	PG PAPUA NEW GUINEA	1 324 927	13 327 951	549 139	10 169 845
121	TH THAILAND	24 889 092	1 326 713 154	68 875 788	1 432 723 821
122	SG SINGAPORE	55 279 694	535 233 717	108 727 733	1 639 780 317
123	PH PHILIPPINES	752 646	29 235 319	6 008 942	102 351 376
124	MY MALAYSIA	15 415 290	321 476 026	42 122 806	701 626 340
125	MM MYANMAR	125 397	344 866	138 598	820 585
126	KH CAMBODIA	8 700	223 477	193 426	1 362 797
127	BN BRUNEI DARUSSALAM	0	213 421	0	217 459
129	NP NEPAL	0	140	0	4 105
130	BT BHUTAN	0	6 005	0	27 408
131	VN VIET NAM	5 337 193	88 571 504	20 927 131	308 136 780
133	IN INDIA	4 431 308	65 992 811	16 912 572	184 616 318
134	PK PAKISTAN	586 257	8 868 230	2 204 052	26 888 732
135	BD BANGLADESH	14 582	407 855	164 501	1 109 531
136	LK SRI LANKA	44 463	470 901	280 510	3 155 154
138	ID INDONESIA	643 195	7 877 358	5 687 501	46 111 195
141	IQ IRAQ	0	22	0	1 174
142	IR IRAN (ISLAMIC REPUBLIC OF)	201 723	7 496 935	120 472	3 107 739
143	SA SAUDI ARABIA	6 015 436	103 960 832	8 107 303	126 394 799
144	IL ISRAEL	3	42 059	14	140 176
145	KW KUWAIT	992 210	31 497 935	1 033 737	31 806 149
146	JO JORDAN	63 490	319 158	70 805	465 395
147	YD PEOP. DEM. REP. OF YEMEN	0	762	0	1 540
148	LB LEBANON	0	81	0	4 764
151	YE YEMEN	415	52 739	622	157 777
152	OM OMAN	259 768	9 590 289	615 855	7 722 586
153	SY SYRIA ARAB REPUBLIC	0	10 860	0	105 905
154	TR TURKEY	1 278 120	6 886 494	1 719 206	25 414 718
155	AE UNITED ARAB EMIRATES	12 721 572	119 421 941	6 642 268	58 128 644
156	QA QATAR	6 636 048	37 860 852	9 322 264	60 329 227
157	BH BAHRAIN	43 899	1 691 774	102 016	1 055 129
158	CY CYPRUS	0	750 677	0	1 961 343
211	EG EGYPT	56 687	4 187 357	15 517	1 310 543
212	LY LIBYAN ARAB JAMAHIRIYA	6	6	35	35
213	MA MOROCCO	6	1 645	582	20 593
214	TN TUNISIA	44	444	693	28 104
215	DZ ALGERIA	0	33	0	764
216	SD SUDAN	0	184 260	0	85 554
218	LS LESOTHO	0	2	0	780
219	NA NAMIBIA	0	182 253	0	86 594
221	ET ETHIOPIA	689	9 233	67 236	918 576
222	TZ TANZANIA, UNITED REP. OF	1 112 417	5 617 428	2 314 497	12 145 523
223	MG MADAGASCAR	11 443	387 804	138 323	3 856 975
224	SO SOMALIA	0	62 529	0	187 770
225	KE KENYA	13 079	177 012	210 078	1 255 090
227	MZ MOZAMBIQUE	0	212 261	0	462 911
228	BW BOTSWANA	0	15	0	66
230	TG TOGO	0	665 952	0	405 984
231	GH GHANA	0	89 749	0	37 595
232	LR LIBERIA	0	3 313	0	82 014
233	GN GUINEA	0	576	0	12 258
234	AO ANGOLA	0	854 230	0	369 713
235	CG CONGO	0	29 791	0	13 921
236	CM CAMEROON	112 520	1 780 446	39 630	1 089 515
237	NG NIGERIA	1	585 198	2	1 073 053
238	SL SIERRA LEONE	0	60	0	3 102
239	GA GABON	0	255 629	0	245 831
240	CI COTE D'IVOIRE	790	896	9 000	10 381

**K3. IMPOR KAWASAN BERIKAT / BOUND ZONE IMPORT
MENURUT NEGARA ASAL / BY COUNTRY OF ORIGIN
DESEMBER / DECEMBER 2012 **

Kode Code	Negara Asal Country of Origin	Berat Bersih / Net Weight (Kg)		Nilai CIF / CIF Value (US\$)	
		Bulan ini Current month	Kumulatif Cum. Jan to date	Bulan ini Current month	Kumulatif Cum. Jan to date
241	SN SENEGAL	0	3 919	0	11 148
242	MR MAURITANIA	0	4	0	343
243	ML MALI	105 844	1 337 103	201 842	2 595 652
244	BJ BENIN	0	1 293 640	0	595 855
245	BF BURKINA FASO	299 641	2 328 976	571 409	5 228 362
247	GM GAMBIA	0	11	0	1 025
248	VI U.S. VIRGIN ISLANDS	0	16 474	0	200 725
249	SC SEYCHELLES	2 636	33 635	15 030	188 152
251	UG UGANDA	0	581 426	0	2 039 530
252	CF CENTRAL AFRICAN REPUBLIC	0	1 185 990	0	547 927
253	NE NIGER	0	100	0	1 157
254	TD CHAD	0	249 915	0	435 260
256	SH SAINT HELENA	0	702	0	138 968
257	ST SAO TOME AND PRINCIPE	0	2	0	622
260	SZ SWAZILAND	1 049	128 055	35 470	1 889 529
261	ZA SOUTH AFRICA	2 535 998	125 632 127	2 568 297	138 579 431
262	ZW ZIMBABWE	59 400	4 528 337	373 626	22 508 201
265	KM COMOROS	0	19 504	0	29 442
267	MU MAURITIUS	0	3 415	0	21 493
268	RW RWANDA	0	2 302	0	41 821
298	VG VIRGIN ISLANDS (BRITISH)	1 328	409 146	13 846	2 048 766
311	AU AUSTRALIA	19 605 841	484 319 905	27 491 631	408 497 132
312	NZ NEW ZEALAND	1 518 948	55 951 589	1 473 045	55 787 288
320	PW PALAU	0	2	0	24
322	NC NEW CALEDONIA	19	23	235	331
328	IO BRITISH INDIAN OCEAN TERRITORY	0	20 002	0	40 630
331	AS AMERICAN SAMOA	13 402	867 367	179 372	2 900 076
332	CK COOK ISLANDS	0	5 048	0	42 324
333	FJ FIJI	30	37 506	309	70 737
334	KI KIRIBATI	1	82	1	824
335	MH MARSHALL ISLANDS	12	13	6 153	6 163
336	WS SAMOA	9	8 930	120	87 412
337	SB SOLOMON ISLANDS	0	520 630	0	1 207 858
342	CC COCOS (KEELING) ISLANDS	0	13	0	1 212
343	TK TOKELAU	0	1	0	2
391	TL EAST TIMOR	0	48 000	0	217 683
411	US UNITED STATES	9 723 648	195 667 339	65 065 195	806 184 006
412	CA CANADA	1 329 952	10 812 124	33 069 822	100 480 307
421	MX MEXICO	5 936 293	51 489 878	3 956 770	45 475 508
422	GT GUATEMALA	0	35 829	0	215 775
423	HN HONDURAS	0	1 292	0	36 488
424	NI NICARAGUA	41	15 456	385	439 610
425	PA PANAMA	0	17 447 718	0	299 028
426	CU CUBA	6	1 518	27	10 063
427	CB CURACAO	0	1 503	0	25 370
431	CL CHILE	505 252	20 314 180	4 848 802	67 928 075
432	VE VENEZUELA	1	263	31	1 843
433	AR ARGENTINA	3 667 316	52 841 078	5 014 159	86 480 499
434	BR BRAZIL	121 705 509	764 504 962	73 488 421	496 272 265
435	CO COLOMBIA	228	35 255	11 934	1 062 194
436	BO BOLIVIA	0	14 510	0	138 746
437	UY URUGUAY	163 295	2 889 120	193 321	1 873 854
438	PY PARAGUAY	69 681	1 046 272	90 585	1 674 884
441	EC ECUADOR	0	48 308	0	1 811 540
442	PE PERU	0	132 780	0	368 366
444	TT TRINIDAD AND TOBAGO	0	189 027	0	94 223
445	BS BAHAMAS	232	3 608	1 232	20 292
446	JM JAMAICA	170	4 097	1 642	23 503
447	PR PUERTO RICO	2 305	6 016	29 004	86 939
448	BZ BELIZE	2 103	13 424	28 907	186 063
449	DO DOMINICAN REPUBLIC	1	37 346	39	828 130
450	SV EL SALVADOR	0	41 189	0	601 720
451	CR COSTA RICA	64	397 038	3 233	2 112 237
452	HT HAITI	36	55	169	334
453	BB BARBADOS	0	45	0	232
454	AG ANTIGUA AND BARBUDA	0	3 560 000	0	19 525

**K3. IMPOR KAWASAN BERIKAT / BOUND ZONE IMPORT
MENURUT NEGARA ASAL / BY COUNTRY OF ORIGIN
DESEMBER / DECEMBER 2012 **

Kode Code	Negara Asal Country of Origin	Berat Bersih / Net Weight (Kg)		Nilai CIF / CIF Value (US\$)	
		Bulan ini Current month	Kumulatif Cum. Jan to date	Bulan ini Current month	Kumulatif Cum. Jan to date
455 AI	ANGUILLA	0	947	0	13 435
457 BM	BERMUDA	39	77	319	638
459 KY	CAYMAN ISLANDS	0	3	0	22 660
461 FK	FALKLAND ISLANDS	0	1	0	47
464 GL	GREENLAND	19 800	717 739	61 798	3 236 456
465 GD	GRENADA	0	3	0	900
466 MQ	MARTINIQUE	0	1 695	0	13 162
467 AN	NETHERLANDS ANTILLES	16 802	20 184	71 948	114 922
511 GB	UNITED KINGDOM	1 806 449	23 027 461	11 352 873	156 713 402
512 NL	NETHERLANDS	565 607	20 954 915	2 554 399	66 555 636
513 FR	FRANCE	120 185	10 688 453	6 948 031	80 226 267
514 DE	GERMANY, FED. REP. OF	1 700 968	37 252 842	15 674 068	234 855 734
515 AT	AUSTRIA	32 635	3 859 374	1 559 128	33 839 284
516 BE	BELGIUM	492 129	11 729 206	1 719 715	43 049 258
517 CH	SWITZERLAND	391 205	6 923 696	1 922 314	49 647 108
518 LU	LUXEMBOURG	107	100 556	1 430	811 599
520 MC	MONACO	0	2 651	0	39 177
521 DK	DENMARK	62 440	1 225 591	428 267	8 094 321
522 NO	NORWAY	167 600	514 621	330 244	5 500 275
523 SE	SWEDEN	1 116 299	14 390 720	1 376 918	26 115 486
524 FI	FINLAND	423 293	6 569 641	712 965	13 882 409
525 IE	IRELAND	20 186	2 826 884	71 246	6 567 879
526 IT	ITALY	3 929 221	50 139 851	9 951 056	150 540 018
527 ES	SPAIN	149 388	2 466 829	1 242 092	30 147 174
528 PT	PORTUGAL	20 705	515 632	109 621	4 498 881
529 IS	ICELAND	2	15 391	4	25 852
530 MS	MONTSERRAT	0	2	0	355
531 GR	GREECE	572 660	7 358 038	1 557 353	20 800 720
533 AD	ANDORRA	480	481	3 092	3 094
534 LI	LIECHTENSTEIN	919	7 844	31 260	283 276
540 CD	DEMOCRATIC REP. OF THE CONGO	0	1 179 310	0	2 902 328
542 HU	HUNGARY	25 229	520 096	401 623	4 705 442
543 PL	POLAND	645 984	3 933 877	1 241 339	13 287 751
544 RO	ROMANIA	23 419	264 867	22 700	1 460 633
545 BG	BULGARIA	704	476 956	32 117	1 381 613
547 YU	SERBIA	0	1	0	6
549 AM	ARMENIA	0	31 400	0	144 929
550 AZ	AZERBAIJAN	0	565	0	7 244
551 BY	BELARUS	0	1 766	0	751 445
552 KZ	KAZAKHSTAN	6	31	1 187	9 307
553 KG	KYRGYZSTAN	7 345	100 171	21 213	964 924
554 MD	MOLDOVA, REPUBLIC OF	0	16 830	0	263 058
557 UA	UKRAINE	360	56 278 148	48 441	21 349 379
558 UZ	UZBEKISTAN	0	396	0	18 966
559 LT	LITHUANIA	12	1 077 401	75	534 781
560 LV	LATVIA	22 056	193 505	98 004	855 213
561 EE	ESTONIA	0	40 360	0	573 028
562 GE	GEORGIA	0	14 576	0	626 701
563 HR	CROATIA	16	4 126	227	31 145
564 BA	BOSNIA AND HERZEGOVINA	0	600	0	9 490
565 MT	MALTA	0	396 904	0	461 242
566 SK	SLOVAKIA	36	1 133 234	4 775	2 007 868
567 SI	SLOVENIA	674	38 342	19 917	239 634
568 CZ	CZECH REPUBLIC	7 457 842	36 448 457	6 845 210	34 604 818
569 GS	SOUTH GEORGIA AND THE SOUTH SA	0	70	0	690
570 MK	REP. OF MACEDONIA	0	71	0	2 123
572 RU	RUSSIA FEDERATION	3 660 991	40 715 875	1 559 137	24 092 928
TOTAL IMPORT		477 097 609	6 927 722 229	1 623 967 128	22 306 110 706

K4. IMPOR KAWASAN BERIKAT / BOUND ZONE IMPORT
MENURUT PROPINSI DAN PELABUHAN IMPOR / BY PROVINCE AND PORT OF IMPORTATION
**** DESEMBER / DECEMBER 2012 ****

Kode Code	Propinsi / Pelabuhan Impor Province / Port of Importation	Berat Bersih / Net Weight (Kg)		Nilai CIF / CIF Value (US\$)	
		Bulan ini Current month	Kumulatif Cum. Jan to date	Bulan ini Current month	Kumulatif Cum. Jan to date
	ACEH	0	37 104	0	39 355
101	IDSBG ACEH - SABANG	0	37 104	0	39 355
	SUMATERA UTARA	9 749 590	138 903 408	24 515 112	373 853 907
144	IDBLW BELAWAN	9 748 013	137 877 459	24 383 795	366 859 037
145	IDTJB TANJUNG BALAI ASAHAN	0	219 320	0	95 184
166	IDMES MEDAN / POLONIA (U)	1 577	17 726	131 317	1 697 760
170	IDKTJ KUALA TANJUNG	0	788 903	0	5 201 926
	RIAU	1 649 076	421 309 687	18 225 862	302 779 012
225	IDDUM DUMAI	323 650	45 279 986	988 218	40 732 759
235	IDSUQ SUNGAI GUNTING	968 171	18 663 936	16 242 550	94 589 438
242	IDTEM TEMBILAHAN	357 255	2 435 487	995 094	20 503 113
273	IDPAK PEKAN BARU	0	39 442 193	0	5 576 841
277	IDBUN BUATAN	0	315 488 085	0	141 376 861
	KEPULAUAN RIAU	0	128 907 660	0	639 673 072
248	IDTBK TANJUNG BALAI KARIMUN	0	81 375 659	0	230 587 215
250	IDTAN TANJUNG UBAN	0	38 619 285	0	378 713 845
251	IDTPN TANJUNG PINANG	0	921 926	0	6 732 427
257	IDBPD BELAKANG PADANG	0	7 005 632	0	19 038 460
262	IDTNJ KIJANG (U)	0	5 939	0	41 745
263	IDPAS PASIR PANJANG	0	979 219	0	4 559 380
	LAMPUNG	541 755	39 145 514	664 561	33 216 546
395	IDPJG PANJANG	541 755	39 145 514	664 561	33 216 546
	DKI JAKARTA	255 187 597	3 254 481 040	1 303 137 540	17 347 364 042
431	IDTPP TANJUNG PRIOK	239 863 298	3 038 430 615	1 003 984 052	13 433 291 157
432	IDKLB KALIBARU	10 477 100	162 624 666	2 252 146	47 673 978
433	IDJKT JAKARTA / PASAR IKAN	1 158 008	7 801 036	4 216 728	36 547 673
434	IDCGK SOEKARNO-HATTA (U)	3 678 490	45 512 149	292 210 916	3 820 979 270
436	IDHLP HALIM PERDANA KUSUMA (U)	10 701	112 574	473 698	8 871 964
	BANTEN	147 735 359	1 973 200 640	108 021 276	1 204 185 807
461	IDMRK MERAK	52 862 059	425 453 007	50 671 521	286 827 369
473	IDCGD CIGADING	94 873 300	1 547 747 633	57 349 755	917 358 438
	JAWA BARAT	0	249	0	87 153
463	IDCBN CIREBON/PENGGUNG (U)	0	18	0	1 890
466	IDBDO HUSEIN SASTRANEGARA	0	231	0	85 263
	JAWA TENGAH	18 267 095	258 684 728	80 638 670	1 119 597 806
494	IDTES TANJUNG EMAS	18 193 293	257 629 825	79 957 443	1 109 804 459
495	IDCXP CILACAP	0	113	0	2 357
496	IDSRG ACHMAD YANI (U)	13 167	188 204	210 904	2 332 060
497	IDSMT SEMARANG (PTT)	60 319	843 083	465 462	6 745 506
498	IDSOC JEBRES/ADI SUMARMO	316	23 503	4 861	713 424
	DI YOGYAKARTA	30	3 363	1 218	112 751
531	IDJOG ADI SUCIPTO (U)	23	3 295	1 019	108 061
532	IDJOK YOGYAKARTA (PTT)	7	68	199	4 690
	JAWA TIMUR	43 947 322	712 123 991	86 561 680	1 260 504 809
563	IDTPE TANJUNG PERAK	43 433 473	703 385 169	77 047 189	1 128 549 520
567	IDBJU BANYUWANGI	0	1 330 000	0	2 969 375
587	IDSUB JUANDA (U)-SURABAYA	109 836	1 601 297	8 447 136	112 060 095
588	IDSUR SURABAYA (PTT)	404 013	5 807 525	1 067 355	16 925 819
	BALI	17 337	285 669	2 077 971	20 043 570
613	IDBOA BENOA/LOLOAN	0	123 324	0	150 919
620	IDDPS NGURAH RAI (U)	17 337	162 345	2 077 971	19 892 651
	KALIMANTAN SELATAN	0	513 592	0	3 259 865
771	IDBAN BANJARMASIN	0	7 406	0	157 844
773	IDKTB KOTABARU	0	506 186	0	3 102 021
	KALIMANTAN TIMUR	2 448	125 584	123 238	1 393 011
803	IDBPP BALIKPAPAN	2 448	110 324	123 238	904 847
814	IDBPN SEPINGGAN (U)	0	15 260	0	488 164
	TOTAL IMPORT	477 097 609	6 927 722 229	1 623 967 128	22 306 110 706

DATA

MENCERDASKAN BANGSA



BADAN PUSAT STATISTIK

Jl. dr. Sutomo No. 6-8 Jakarta 10710
Telp. : (021) 3841195, 3842508, 3810291-4, Fax. : (021) 3857046
Homepage : <http://www.bps.go.id> E-mail : bpsHQ@bps.go.id

